



GAME NOTES

RV/24 CLEMSON TIGERS 20-6, 10-3 (ACC) VS. WAKE FOREST DEMON DEACONS 13-12, 4-8 (ACC)

ACC Game #14 • Road Game #10

TV: ACCN

Radio: 105.5 FM "The Roar" (Clemson Athletic Network)

Wednesday, February 18 • LJV Coliseum (Winston-Salem, N.C.) • 7 p.m.



32 POSTSEASON APPEARANCES • 15 NCAA TOURNAMENTS • 5 SWEET SIXTEENS • 2 ELITE EIGHTS • 1990 ACC REGULAR SEASON CHAMPIONS

BROADCAST INFORMATION

ACCN

Play-by-Play: Evan Lepler
Analysts: Dan Bonner and Jim Boeheim
Producer: Everett Hutto
Watch Link: <https://bit.ly/4bxGuNn>

CLEMSON ATHLETIC NETWORK

Play-by-Play: Don Munson
Analyst: Tim Bourret
Engineer: Ben Miltstead
SiriusXM: Channel 81, and on the SiriusXM App

LIVE STATS

<https://stats.statbroadcast.com/broadcast/?id=615924&vislive=clem>

SCHEDULE & RESULTS

Date	AP Rank	CU Opp	Opponent	TV	Eastern Time
0 17	-	-	PRESBYTERIAN EXHIB	N/A	W, 83-44
November (7-1)					
N 3	-	-	NEW HAMPSHIRE	ACCNX	W, 88-38
N 7	-	-	GARDNER-WEBB	ACCN	W, 97-59
N 11	-	-	MOREHEAD STATE	ACCNX	W, 83-56
N 15	-	-	at Georgetown	Peacock	L, 74-79
N 17	-	-	NORTH ALABAMA	ACCN	W, 81-61
N 21	-	-	vs. West Virginia ¹	ESPNU	W, 70-67
N 23	-	-	vs. Georgia ¹	ESPN	W, 97-94 (OT)
N 28	-	-	ALABAMA A&M	ACCNX	W, 92-56
December (4-2)					
D 3	-	12	at Alabama ²	ESPNU	L, 84-90
D 9	-	10	vs. BYU ³	ESPN	L, 64-67
D 13	-	-	MERCER	ACCNX	W, 70-63
D 16	-	-	SOUTH CAROLINA	ESPN2	W, 68-61
D 21	-	-	vs. Cincinnati ⁴	ESPN	W, 68-65
D 31	-	-	at Syracuse ⁵	ESPN2	W, 64-61
January (7-1)					
J 3	-	-	at Pittsburgh [*]	The CW	W, 73-68
J 7	-	24	SMU[*]	ESPNU	W, 74-70
J 10	-	-	at Notre Dame [*]	ESPN2	W, 76-61
J 13	22	-	BOSTON COLLEGE[*]	ACCN	W, 74-50
J 17	22	-	MIAMI (FLA.)[*]	The CW	W, 69-59
J 20	18	-	NC STATE[*]	ACCN	L, 76-80 OT
J 24	18	-	at Georgia Tech	ACCN	W, 77-63
J 31	22	-	PITTSBURGH[*]	ACCN	W, 63-52
February (2-2)					
F 4	20	-	at Stanford [*]	ACCN	W, 66-64
F 7	20	-	at California [*]	ACCN	W, 77-55
F 11	20	-	VIRGINIA TECH[*]	ACCN	L, 66-76
F 14	20	4	at Duke [*]	ESPN	L, 54-67
F 18	-	-	at Wake Forest	ACCN	7 p.m.
F 21	-	-	FLORIDA STATE[*]	The CW	12 p.m.
F 28	-	-	LOUISVILLE[*]	ESPN/2	TBD
March (0-0)					
M 3	-	-	at North Carolina [*]	ESPN/2/U	7 p.m.
M 7	-	-	GEORGIA TECH[*]	ACCN	12 p.m.
M 10-14	-	-	ACC Tournament Championship ⁵		

* - ACC contest; Note: Home games in bold; ¹ Charleston Classic (TD Arena; Charleston, S.C.); ² ACC/SEC Challenge; ³ Jimmy V Classic (Madison Square Garden; New York, N.Y.); ⁴ Greenville Winter Invitational (Bon Secours Wellness Arena; Greenville, S.C.); ⁵ ACC Tournament (Spectrum Center; Charlotte, N.C.)

CLEMSONGRIT

DEFINITION

Passion and perseverance toward a long-term goal.

CULTURE OF COMMITMENT

Integrity, Work Ethic, Sacrifice

"Grit, passion and perseverance toward a long-term goal and that can be applied to many things. It's not just about a season. It might be a college career. It might be a professional career. It might be graduating from college. It can pertain to just about anything. You need to have tremendous passion for something in your life if you want to be successful." - Head Coach Brad Brownell

COMMUNICATIONS

BEN WINTERROWD

Associate Director for Strategic Communications and Publicity
Email: winterr@clemson.edu
Cell: (630) 862-8828

Clemson Athletics Website: ClemsonTigers.com

Clemson Basketball X/Instagram/Facebook: @ClemsonMBB

CLEMSON RECORDS

Overall:	20-6	L2
vs. ACC opponents:	10-3	L2
Non-Conference regular-season:	10-3	W3
Home:	11-2	L1
Away:	6-3	L1
Neutral:	3-1	W1

SERIES AT A GLANCE

OVERALL	Clemson trails 68-102
Current Streak	Clemson, 1
Last Meeting	Clemson 73, Wake Forest 62 (12-21-24)

CLEMSON BASKETBALL HEADLINES

» **CLEMSON'S HISTORICAL ROAD ACC WIN STREAK OF 14:** Clemson won its 14th-straight ACC road game at California on Feb. 7 by a score of 77-55.

• Dating back to 2024-25, Clemson had won 14 in a row on the road in the ACC. The streak was snapped on Feb. 14 at No. 4 Duke by a 67-54 final score.

• The streak was the second-longest in ACC history and was the longest streak of its kind in the last 25 years in the ACC.

• Clemson's 15-2 (.882) road record in conference play over the last two seasons is tied for the best in the league with Duke's 15-2 mark.

» **NEW LOOK TIGERS:** Clemson underwent its largest roster turnover under Brad Brownell this past offseason that saw the graduations of Chase Hunter, Ian Schieffelin, Viktor Lakhin, Jaeden Zackery, Matt Kelly, Daniel Nauseef and Andrew Latiff. While seven exhausted eligibility, six entered the transfer portal. Dillon Hunter, Dallas Thomas and Ace Buckner are the stayovers from last year's roster.

• Clemson was active in the transfer portal, adding talent from all over the country, including Nick Davidson (Nevada), Carter Welling (Utah Valley), RJ Godfrey (Georgia), Jake Wahlin (Utah), Butta Johnson (UAB) and Jestin Porter (Middle Tennessee State). In addition to these six, Clemson will also boast a freshmen class of four: Zac Foster, Chase Thompson, Trent Steinour and Blake Davidson.

• Godfrey returns to Clemson after spending a year away from the program at Georgia. He was recruited by Brownell out of high school and played his first two seasons in Tigertown, including helping the Tigers to the Elite Eight in 2023-24.

• Godfrey on returning to play for Coach Brownell: "His philosophies have helped me just in life. It's something I took for granted my first two years here ... I'm so grateful I have the opportunity to play for Clemson again."

• Coach Brownell on the team this season: "Be patient. I think we're going to be exciting and fun to watch. The strength of our team is the TEAM. It's our depth."

» **WINNING WAYS:** Clemson has won 94 games over the last four seasons (2022-26), including two trips to the NCAA Tournament and the school's second Elite Eight appearance.

• The Tigers are 53-20 overall in the ACC over the same time period, the second-most wins in the ACC behind Duke.

• Clemson's 94-36 record for the last four years is the most wins in Clemson history over a four-year period. The previous mark was a 93-41 mark between 2006-07 and 2009-10.

• The record was broken with a road win at California (Feb. 7). It also clinched just the second era that Clemson has won at least 20 games four years in a row. The first five year era was 2006-07 to 2010-11.

BY THE NUMBERS

94

Clemson has a 94-36 record over the last four years, including a 53-20 record in ACC regular season games. The 94 overall wins ranks first in school history – ahead of the 2006-10 era (Trevor Booker, David Potter). Clemson now has the school record for ACC regular season conference wins in a four-year period from 2022-26 with 53. Last year's four-year class had a 51-29 record in regular season ACC games.

• The Tigers won a school record 27 games in 2024-25, including wins over AP Top 5 Kentucky and Duke. Clemson finished 18-2 in the ACC – the most conference wins in school history, including a record 15 by double-digits (third-most in ACC history). The Tigers finished 9-1 on the road in league play, four more ACC road wins than any previous season.

• Since 2017-18, the Tigers are fourth in the ACC in wins (188) and fourth in league wins (100).

» **RESPECTED PROGRAM:** Clemson has garnered the respect of fellow coaches and media across the country for how Head Coach Brad Brownell has built his program and the success the Tigers have had over the last eight seasons, including their player development.

- "Clemson Basketball to me is Brad Brownell. Tough, gritty, incredibly prepared, ready for the next challenge." - Debbie Antonelli, ESPN

- "He's established the identity of what he wants Clemson Basketball to look like...I think he's obviously been underappreciated nationally. I think everyone in the league knows what type of coach he is." - Randolph Childress, ESPN

- "Brad Brownell and his staff do an excellent job with player development." - Paul Biancardi, Recruiting Director, CBB and NBA Draft Analyst for ESPN

- "Clemson Basketball is one of the premier individual player development programs in the country and they have been for awhile. Brad Brownell and his coaches do a great job." - Tom Crean, former head coach posted on X

- "I want to congratulate Coach Brownell and his team. I had a lot of respect for those guys coming in. In my opinion, I think he's one of the more underrated coaches in college basketball. Had all the traits of a good basketball team, tough and physical..." - Ross Hodge, West Virginia Head Coach

- "Clemson, as long as I've been in the league, has always been one of the best coached teams. I think he doesn't get enough credit for how well a job he does. I think he's one of the best coaches in the country." - Jai Lucas, Miami Head Coach

PRONUNCIATIONS

BROWNELL	BROWN-nehl
BUTTA	BUTT-uh
JESTIN	JEST-inn
STEINOUR	STINE-our
WAHLIN	WAH-leen (NOT WAY-leen or WAY-lin)

STATISTICAL OUTLOOK

	Clemson	Instagram	Ht.	Wt.	Yr.	Hometown	GP/GS	PPG	RPG	APG	MPG
F 0	RJ Godfrey	randallgodfreyjr	6-7	240	Sr.	Suwanee, Ga.	26/23	11.6	5.2	1.5	24.4
G 1	Jestin Porter	iamjestinporter	6-1	180	Gr.	Houston, Texas	26/25	10.0	1.9	1.3	27.7
G 2	Dillon Hunter	dillonhunter	6-3.5	195	Sr.	Atlanta, Ga.	26/26	7.7	4.0	3.0	28.5
F 3	Chase Thompson	chase_thompsOn	6-8	228	Fr.	Glenwood, Minn.	26/0	2.0	1.1	0.3	8.9
G 4	Butta Johnson	smoovlikbutta	6-4	180	Sr.	Huntsville, Ala.	26/1	5.3	2.1	0.8	18.7
G 5	Zac Foster	zac2shifty	6-4	190	Fr.	Atlanta, Ga.	12/0	6.9	2.8	2.5	18.6
F 8	Dallas Thomas	bgadallas	6-9	180	Rfr.	Little Rock, Ark.	16/0	2.2	0.4	0.1	4.2
F 10	Jake Wahlin	jwahlin	6-10	210	Jr.	Provo, Utah	26/25	5.7	4.0	0.7	20.9
C 11	Nick Davidson	nickdavidsonn	6-10	235	RSr.	Mission Viejo, Calif.	26/10	9.5	4.0	1.2	22.1
F 14	Blake Davidson	blake.davidson.4	6-9	213	Fr.	Mission Viejo, Calif.					REDSHIRT
G 21	Ace Buckner	acebuckner_	6-3	180	Rfr.	Dallas, Texas	26/1	7.8	2.5	1.6	17.6
F 22	Carter Welling	carter.welling	6-11	240	Jr.	Draper, Utah	26/19	10.5	5.7	1.3	21.4
C 44	Trent Steinour	trentsteinour	6-10	218	Fr.	Huntersville, N.C.	6/0	1.0	1.2	0.0	2.5



2025-26 CLEMSON BROADCAST SHEET



#0 RJ GODFREY

@randallgodfreyjr

SR. • F • 6-7 • 240 • SUWANEE, GA.

PPG	RPG	MPG	BLK	STL	APG	FG%	3FG%	FT%
11.6	5.2	24.4	14	17	1.5	.636	.143	.647

- Returned to Clemson this offseason after playing 2022-24 for the Tigers.
- Helped Tigers to 2024 Elite Eight.

LAST GAME

Scored 10 points and grabbed 8 rebounds with 1 assist, 2 blocks and 1 steal in loss at Duke (2/14/26).

SEASON HIGHS

Pts..... 19 (12/3/25)
Rebs..... 11 (11/11/25)
Asts..... 3, 6x, (12/3/25)
Stls..... 2, 3x, (1/17/26)
Blks..... 3 (11/21/25)



#1 JESTIN PORTER

@iamjestinporter

GR. • G • 6-1 • 180 • HOUSTON, TEXAS

PPG	RPG	MPG	BLK	STL	APG	FG%	3FG%	FT%
10.0	1.9	27.7	6	34	1.3	.361	.338	.804

- 2025 Charleston Classic MVP
- 2024-25 All-CUSA Second Team
- 2x CUSA Player of the Week

LAST GAME

Scored 4 points and grabbed 1 rebound in loss at Duke (2/14/26).

SEASON HIGHS

Pts..... 26 (1/10/26)
Rebs..... 5 (11/7/25)
Asts..... 4 (12/9/25)
Stls..... 5 (1/10/26)
Blks..... 1, 4x, (1/31/26)



#2 DILLON HUNTER

@dillonhunter

SR. • G • 6-3.5 • 195 • ATLANTA, GA.

PPG	RPG	MPG	BLK	STL	APG	FG%	3FG%	FT%
7.7	4.0	28.5	1	25	3.0	.442	.378	.750


- Best career assist-to-turnover ratio in Clemson history (3.02).
- Broke hand during ACCT game vs. SMU (March 2025).

LAST GAME

Scored 4 points and grabbed 5 rebounds with 2 assists and 1 steal in a loss to Duke (2/14/26).

SEASON HIGHS

Pts..... 16 (11/23/25)
Rebs..... 7, 2x, (1/10/26)
Asts..... 7 (1/17/26)
Stls..... 4 (1/17/26)
Blks..... 1 (1/31/26)



#3 CHASE THOMPSON

@chase_thomps0n

FR. • F • 6-8 • 228 • GLENWOOD, MINN.

PPG	RPG	MPG	BLK	STL	APG	FG%	3FG%	FT%
2.0	1.1	8.9	3	5	0.3	.500	.368	.615

- Led Alexandria Area to its first-ever state title by claiming the Class 3A crown in Minnesota.
- Named Minnesota Mr. Basketball.

LAST GAME

Played 7 minutes in loss to Duke (2/14/26).

SEASON HIGHS

Pts..... 10 (2/4/26)
Rebs..... 5 (11/28/25)
Asts..... 3 (11/7/25)
Stls..... 2 (11/7/25)
Blks..... 1, 3x, (2/7/26)



#4 BUTTA JOHNSON

@smoovlikbutta

SR. • G • 6-4 • 180 • HUNTSVILLE, ALA.

PPG	RPG	MPG	BLK	STL	APG	FG%	3FG%	FT%
5.3	2.1	18.7	3	14	0.8	.378	.359	.833

- Netted 14 double-digit scoring games, including season-high 24 in a 90-89 win at Rice (2/19/25).

LAST GAME

Scored 4 points with 4 rebounds in a loss at Duke (2/14/26).

SEASON HIGHS

Pts..... 13 (11/23/25)
Rebs..... 5 (12/3/25)
Asts..... 3 (11/28/25)
Stls..... 3 (11/28/25)
Blks..... 2 (12/9/25)



#5 ZAC FOSTER

@zac2shifty

FR. • G • 6-4 • 190 • ATLANTA, GA.

PPG	RPG	MPG	BLK	STL	APG	FG%	3FG%	FT%
6.9	2.8	18.6	2.5	3	5	.310	.277	.818

- Torn ACL (12/16/25).
- No. 70 overall prospect in 2025 class.
- Chose Clemson over Virginia Tech, Cincinnati, Georgia and West Virginia.

LAST GAME

Scored 2 points before leaving the game with injury. Tore ACL vs. South Carolina - no timetable for return.

SEASON HIGHS

Pts..... 14 (11/17/25)
Rebs..... 7 (12/13/25)
Asts..... 6 (11/17/25)
Stls..... 1 (11/7/25)
Blks..... 2 (11/3/25)



#8 DALLAS THOMAS

@bgadallas

RFR. • F • 6-9 • 180 • LITTLE ROCK, ARK.

PPG	RPG	MPG	BLK	STL	APG	FG%	3FG%	FT%
2.2	0.4	4.2	0	0	0.1	.571	.533	.500


- Redshirted the 2024-25 season and will have four years of eligibility remaining beginning in 2025-26.

LAST GAME

Played 2 minutes in a loss to Duke (2/14/26).

SEASON HIGHS

Pts..... 8 (2/7/26)
Rebs..... 2 (11/3/25)
Asts..... 1, 2x, (2/7/26)
Stls.....
Blks.....



#10 JAKE WAHLIN

@jwahlin

JR. • F • 6-10 • 210 • PROVO, UTAH

PPG	RPG	MPG	BLK	STL	APG	FG%	3FG%	FT%
5.7	4.0	20.9	7	9	0.7	.431	.375	.714

- Best collegiate season as a sophomore at Utah last year.
- Career-high points, rebounds, blocks, steals, assists and shooting percentages.

LAST GAME

Scored 6 points with 3 rebounds and 1 assist in loss at Duke (2/14/26).

SEASON HIGHS

Pts..... 14 (11/11/25)
Rebs..... 10 (11/17/25)
Asts..... 2, 4x, (12/21/25)
Stls..... 2 (1/31/26)
Blks..... 1, 6x, (2/7/26)



#11 NICK DAVIDSON

@nickdavidsonn

RSR. • F/C • 6-10 • 235 • MISSION VIEJO, CALIF.

PPG	RPG	MPG	BLK	STL	APG	FG%	3FG%	FT%
9.5	4.0	22.1	10	13	1.2	.540	.382	.704

- Career year in final year at Nevada. Career-bests in points, assists, 3-point shooting, blocks and steals.

LAST GAME

Finished with 7 points and 2 assists in loss at Duke (2/14/26).

SEASON HIGHS

Pts..... 25 (1/13/26)
Rebs..... 9 (11/23/25)
Asts..... 3, 4x, (2/7/26)
Stls..... 2, 4x, (1/17/26)
Blks..... 1, 6x, (1/13/26)



#14 BLAKE DAVIDSON

@blake.davidson.4

FR. • F • 6-9 • 213 • MISSION VIEJO, CALIF.

PPG	RPG	MPG	BLK	STL	APG	FG%	3FG%	FT%
---	---	---	---	---	---	---	---	---

- Younger brother of Nick Davidson
- Redshirting the 2025-26 season.

LAST GAME

No collegiate experience. Redshirting the 2025-26 season.

SEASON HIGHS

Pts
Rebs
Asts
Stls
Blks



#21 ACE BUCKNER

@acebuckner_

RFR. • G • 6-3 • 180 • DALLAS, TEXAS

PPG	RPG	MPG	BLK	STL	APG	FG%	3FG%	FT%
7.8	2.5	17.6	3	19	1.6	.453	.290	.820


- Redshirted 2024-25 season and will be a redshirt freshman in 2025-26.
- Son of Littlejohn Legend Greg Buckner.

LAST GAME

Finished with 7 points and 2 assists in loss at Duke (2/14/26).

SEASON HIGHS

Pts..... 19 (12/16/25)
Rebs..... 7, 2x, (12/16/25)
Asts..... 4, 3x, (2/7/26)
Stls..... 3 (12/31/25)
Blks..... 1, 3x, (2/7/26)



#22 CARTER WELLING

@carter.welling

JR. • F • 6-11 • 240 • DRAPER, UTAH

PPG	RPG	MPG	BLK	STL	APG	FG%	3FG%	FT%
10.5	5.7	21.4	17	22	1.3	.492	.261	.703


- 2025 WAC Defensive Player of the Year
- Career highs in points, blocks, steals, rebounds, 3-point shooting

LAST GAME

Scored 12 points and grabbed 5 rebounds and added 1 assist in loss at Duke (2/14/26).

SEASON HIGHS

Pts..... 19 (2/11/26)
Rebs..... 11 (11/7/25)
Asts..... 4 (1/7/26)
Stls..... 3, 2x, (12/16/25)
Blks..... 3, (2/11/26)



#44 TRENT STEINOUR

@trentsteinour

FR. • F/C • 6-10 • 218 • HUNTSVILLE, N.C.

PPG	RPG	MPG	BLK	STL	APG	FG%	3FG%	FT%
1.0	1.2	2.5	0	0	0.0	.250	.000	.667

- Chose Clemson over Georgia, Penn State, Virginia Tech, Wake Forest and South Carolina.
- Grandson of former Tiger, Randy Mahaffey (1964-67).

LAST GAME

Did not play against Duke (2/14/26).

SEASON HIGHS

Pts..... 4 (11/28/25)
Rebs..... 2, 3x, (1/13/26)
Asts
Stls
Blks

ROSTER

No	Name	Pos	Hgt	Wgt	Year	Hometown	High School	Previous School	Pronunciation
0	RJ Godfrey	F	6-7	240	Sr.	Suwanee, Ga.	North Gwinnett	Georgia	
1	Jestin Porter	G	6-1	180	Gr.	Houston, Texas	Cypress Ridge	Middle Tennessee State	
2	Dillon Hunter	G	6-3.5	195	Sr.	Atlanta, Ga.	Westlake		
3	Chase Thompson	F	6-8	228	Fr.	Glenwood, Minn.	Alexandria Area (Alexandria, Minn.)		
4	Efrem "Butta" Johnson	G	6-4	180	Sr.	Huntsville, Ala.	Grissom	UAB	EF-frum
5	Zac Foster	G	6-3	190	Fr.	Atlanta, Ga.	Woodward Academy (College Park, Ga.)		
8	Dallas Thomas	F	6-9	180	RFr.	Little Rock, Ark.	Parkview Magnet		
10	Jake Wahlin	F	6-10	210	Jr.	Provo, Utah	Timpview	Utah	WAH-leen
11	Nick Davidson	F/C	6-10	235	RSr.	Mission Viejo, Calif.	Mater Dei (Santa Ana, Calif.)	Nevada	
14	Blake Davidson	F	6-9	213	Fr.	Mission Viejo, Calif.	Mater Dei (Santa Ana, Calif.)		
21	Ace Buckner	G	6-2	180	RFr.	Dallas, Texas	La Lumiere (La Porte, Ind.)		
22	Carter Welling	F	6-11	240	Jr.	Draper, Utah	Corner Canyon	Utah Valley	
44	Trent Steinhour	C	6-10	218	Fr.	Huntersville, N.C.	Lake Norman		STINE-our

Head Coach: Brad Brownell

Associate Head Coach: Billy Donlon

Assistant Coaches: Sean Dixon and Dick Bender

Director of Basketball Operations: Andy Assaley

Director of Strength & Conditioning: Jon Uribe

General Manager: Lucas McKay

Special Assistant to the Head Coach: Jeff Reynolds

Director of Player Development: Terrell McIntyre

Sports Medicine: Brad Crowe

Video Coordinator: AJ Morris

Nutritionist: Michelle Sweeney

Graduate Managers: Kameron Langley, Tyler Pepicelli, Carlos Dotson

Undergraduate Managers: Luke Ciprich (head manager), Will Buchert, Sebastian Miller, Josh Davis, Cameron White, James Liollio, Alijah Jones




#0 RJ GODFREY
F • 6-7 • 240 • Sr.
Suwanee, Ga.



#1 JESTIN PORTER
G • 6-1 • 180 • Gr.
Houston, Texas



#2 DILLON HUNTER
G • 6-3.5 • 195 • Sr.
Atlanta, Ga.




#3 CHASE THOMPSON
F • 6-8 • 228 • Fr.
Glenwood, Minn.




#4 BUTTA JOHNSON
G • 6-4 • 180 • Sr.
Huntsville, Ala.



#5 ZAC FOSTER
G • 6-4 • 190 • Fr.
Atlanta, Ga.




#8 DALLAS THOMAS
F • 6-8 • 180 • RFr.
Little Rock, Ark.



#10 JAKE WAHLIN
F • 6-10 • 210 • Jr.
Provo, Utah



#11 NICK DAVIDSON
F/C • 6-10 • 235 • RSr.
Mission Viejo, Calif.



#14 BLAKE DAVIDSON
F • 6-9 • 213 • Fr.
Mission Viejo, Calif.



#21 ACE BUCKNER
G • 6-3 • 180 • RFr.
Dallas, Texas



#22 CARTER WELLING
F • 6-11 • 240 • Jr.
Draper, Utah



#44 TRENT STEINHOURL
F/C • 6-10 • 218 • Fr.
Huntersville, N.C.



BRAD BROWNELL
Head Coach
16th Season



BILLY DONLON
Associate Head Coach
4th Season



SEAN DIXON
Assistant Coach
4th Season



DICK BENDER
Assistant Coach
14th Season*



ANDY ASSALEY
Director of Operations
4th Season



JON URIBE
Strength and Conditioning
1st Season



TERRELL MCINTYRE
Player Development
9th Season




JEFF REYNOLDS
Special Asst. to Head Coach
5th Season



LUCAS MCKAY
General Manager
14th Season*



BRAD CROWE
Sports Medicine
10th Season




AJ MORRIS
Video Coordinator
4th Season



MICHELLE SWEENEY
Nutrition
5th Season



KAMERON LANGLEY
Graduate Manager
2nd Season



TYLER PEPICELLI
Graduate Manager
5th Season*



CARLOS DOTSON
Graduate Manager
1st Season



BEN WINTERROWD
Sports Information
9th Season



LUKE CIPRICH
Head Manager
4th Season

* – denotes multiple stints served on full-time staff or support staff for Clemson Basketball

HEAD COACH BRAD BROWNELL



CAREER RECORDS

Overall Record: 479-287
Conference Games (regular season career): 257-172
Non-Conference Games (at Clemson): 145-54
ACC Tournament: 7-13
NCAA Tournament (career): 6-8
Overtime Games (at Clemson): 14-8
NIT (career): 4-4

CAREER RECORDS (ACC PLAY)

Overall Record (Regular Season): 156-131
Overall Record (inc. postseason): 164-145
ACC Tournament: 8-14

ALL-TIME WINGEST COACHES

1.	Brad Brownell (2010-present)	312-202
2.	Cliff Ellis (1985-94)	177-128
3.	Bill Foster (1975-84)	156-106
4.	Oliver Purnell (2003-10)	138-88
5.	Joe Davis (1932-40)	101-86

CAREER RECORDS

Season Victories: 27
Brad Brownell, 2024-25

Home Victories
200, Brad Brownell (200-61), 2010-25

Road Victories
66, Brad Brownell, 2010-25

ACC Season Victories
18, Brad Brownell, 2024-25

ACC Home Victories
9, Brad Brownell, 2022-23; 2024-25

ACC Road Victories
9, Brad Brownell, 2024-25

ACC Regular Season Career Victories
156, Brad Brownell (156-131), 2010-25

Overall Wins vs. ACC Teams
164, Brad Brownell (164-145), 2010-25

Overall Winning Percentage
vs. ACC Teams: .531, Brad Brownell (164-145), 2010-25

Overall ACC Home Winning Percentage
.692, Brad Brownell (99-44), 2010-25

ABOUT BRAD BROWNELL

Born November 15, 1968
Hometown Evansville, Indiana
High School Harrison High School
Degree DePauw University (1991); history
Master's University of Indianapolis (1994); history

FAMILY

Wife Paula
Daughter Abby
Daughter Kate

COACHING EXPERIENCE

Years	School, Position
1991-92	Evansville, graduate assistant
1992-94	Indianapolis; assistant coach
1994-2002	UNC Wilmington, assistant coach
2002-06	UNC Wilmington, head coach
2006-10	Wright State, head coach
2010-pres.	Clemson, head coach

PLAYING EXPERIENCE

Years	
1988-91	DePauw University (Ranks seventh in school history in career assists - 332; 15th in steals - 102; 17th in free throw percentage - .782)
1989-90 Season	.899 free throw percentage; 132 assists, 47 steals (all top 10 single season; 2nd in FT, 10th in AST, 9th in STL)

COACHING HONORS

2003	Colonial Athletic Association Coach of the Year
2006	Colonial Athletic Association Coach of the Year
2008	Horizon League Coach of the Year
2018	Sports Illustrated College Basketball Coach of the Year

COACHING TREE

Zavier Anderson (Assistant coach at Florida International)
Nick Bowman (Assistant coach at UTSA)
Matt Bucklin (Assistant coach at Vanderbilt)
Tee Butters (Associate head coach at South Florida)
Kylen Butler (Assistant coach at Coastal Carolina)
Mark Byington (Head coach at Vanderbilt)
Austin Claunch (Head coach at UTSA)
Aaron Coombs (Head coach at Georgia Southwestern State)
Antonio Reynolds Dean (Associate head coach at Georgia)
Billy Donlon (Associate head coach at Clemson)
Jimmy Garrity (Head women's coach at Wofford)
Earl Grant (Head coach at Boston College)
Marty McGillan (Assistant coach at Longwood)
Riley McGillan (Assistant coach at Belmont Abbey)
Lucas McKay (Director of recruiting at Clemson)
AJ Morris (Video coordinator at Clemson)
Rick Ray (Assistant coach at Vanderbilt)
Richie Riley (Head coach at South Alabama)
Tanner Smith (Assistant coach at Appalachian State)

NBA DRAFT PICKS UNDER BROWNELL

2014	KJ McDaniels, 32nd to Philadelphia
2017	Jaron Blossomgame, 59th to San Antonio
2023	Hunter Tyson, 37th to Denver

BRAD BROWNELL'S YEAR-BY-YEAR COACHING RECORD

YEAR	SCHOOL	OVERALL	.PCT	CONF.	POSTSEASON
2002-03	UNC Wilmington	24-7	.744	15-3	NCAA, 1st round
2003-04	UNC Wilmington	15-15	.500	9-9	
2004-05	UNC Wilmington	19-10	.655	13-5	
2005-06	UNC Wilmington	25-8	.758	15-3	NCAA, 1st round
2006-07	Wright State	23-10	.697	13-3	NCAA, 1st round
2007-08	Wright State	21-10	.677	12-6	
2008-09	Wright State	20-13	.606	12-6	
2009-10	Wright State	20-12	.625	12-6	
2010-11	Clemson	22-12	.647	9-7	NCAA, 2nd round
2011-12	Clemson	16-15	.516	8-8	
2012-13	Clemson	13-18	.419	5-13	
2013-14	Clemson	23-13	.639	10-8	NIT, Semifinals
2014-15	Clemson	16-15	.516	8-10	
2015-16	Clemson	17-14	.548	10-8	
2016-17	Clemson	17-16	.515	6-12	NIT, 1st Round
2017-18	Clemson	25-10	.714	11-7	NCAA, Sweet 16
2018-19	Clemson	20-14	.588	9-9	NIT, 2nd Round
2019-20	Clemson	16-15	.516	9-11	No Postseason Due to COVID-19
2020-21	Clemson	16-8	.667	10-6	NCAA, 1st Round
2021-22	Clemson	17-16	.515	8-12	
2022-23	Clemson	23-11	.676	14-6	NIT, 1st Round
2023-24	Clemson	24-12	.667	11-9	NCAA, Elite Eight
2024-25	Clemson	27-7	.794	18-2	NCAA, 1st Round
2025-26	Clemson	20-6	.769	10-3	

HEAD COACHING SUMMARY

at UNC Wilmington	83-40	.675	52-20
at Wright State	84-45	.651	49-21
at Clemson	312-202	.607	156-131
TOTALS	479-287	.626	257-172

NOTE: Conference record is regular season only.



NOTES

SERIES HISTORY VS. WAKE FOREST

- Clemson is 68-102 all-time against Wake Forest. Head Coach Brad Brownell is 16-5 against the Demon Deacons, including 16-4 while at Clemson.
- Brownell owns 23.5 percent of Clemson's all-time victories against Wake Forest in his career.

CLEMSON VS. WAKE FOREST, BROWNELL ERA (16-4)

Date	H/A/N	Location	AP (CU/Opp)	W/L	Score
12-21-24	H	Clemson, S.C.		W	73-62
3-9-24	A	Winston-Salem, N.C.		L	76-81
1-17-23	A	Winston-Salem, N.C.	19/NR	L	77-87
12-2-22	H	Clemson, S.C.		W	77-57
2-23-22	H	Clemson, S.C.		W	80-69
2-24-21	A	Winston-Salem, N.C.		W	60-39
2-1-20	A	Winston-Salem, N.C.		L	44-56
1-21-20	H	Clemson, S.C.		W	71-68
2-3-19	H	Clemson, S.C.		W	64-37
2-3-18	A	Winston-Salem, N.C.	20/NR	W	75-67
2-14-17	H	Clemson, S.C.		W	95-83
12-31-16	A	Winston-Salem, N.C.		W	73-68
2-2-16	A	Winston-Salem, N.C.		W	76-62
1-24-15	H	Clemson, S.C.		W	59-57
2-25-14	A	Winston-Salem, N.C.		L	57-62
1-18-14	H	Clemson, S.C.		W	61-53
1-15-13	H	Clemson, S.C.		W	60-44
2-11-12	A	Winston-Salem, N.C.		W	78-58
1-28-12	H	Clemson, S.C.		W	71-60
2-26-11	H	Clemson, S.C.		W	63-49

TIGER VETERANS VS. WAKE FOREST

- Dillon Hunter* – Appeared in four games. Played 24 minutes against the Demon Deacons on Dec. 21, 2024 and finished with two points, two rebounds and three assists in the 73-62 victory.
- RJ Godfrey* – Appeared in three games from 2022-24. Scored five points in 10 minutes on March 9, 2024 in a 81-76 loss at Wake Forest. Added four rebounds and one assist.

CLEMSON SECOND TO DUKE IN WINS LAST 4 YEARS

- Clemson is second to Duke with a 94-36 mark over the last four years. North Carolina is third with a 92-40 mark. Duke has a 112-24 mark over the last four years to rank first.
- Clemson, Duke and now North Carolina are the only schools in the league with at least 20 wins in each of the last four years.
- Duke and Clemson also rank one and two for the last four years in terms of ACC regular season victories. Duke leads the way with a 60-13 mark in league play, while Clemson is second with a 53-20 league mark for the last four years. North Carolina is third at 49-23.

WINNINGEST ACC PROGRAMS LAST 4 YEARS, ALL GAMES

School	22-23	23-24	24-25	25-26	Total
Duke	27-9	27-9	35-4	23-2	112-24
Clemson	23-11	24-12	27-7	20-6	94-36
North Carolina	20-13	29-8	23-14	20-5	92-40
Virginia	25-8	23-11	15-17	22-3	85-39
NC State	23-11	26-15	12-19	18-8	79-53
Wake Forest	19-14	21-14	21-11	13-12	74-51
Pittsburgh	24-12	22-11	17-15	9-17	72-55
Miami (Fla.)	29-8	15-17	7-24	20-5	71-54
Virginia Tech	19-15	19-15	13-19	17-9	68-58
Syracuse	17-15	20-12	14-19	15-11	66-57
Georgia Tech	15-18	14-18	17-17	11-15	57-68
Boston College	16-17	20-16	12-19	9-16	57-68
Florida State	9-23	17-16	17-15	12-13	55-67
Louisville	4-28	8-24	27-8	19-6	58-66
Notre Dame	11-21	13-20	15-18	12-14	51-73
SMU			24-11	17-8	41-19
Stanford			21-14	16-10	37-24
California			14-19	18-8	32-27

WINNINGEST ACC PROGRAMS LAST 4 YEARS, LEAGUE GAMES

School	22-23	23-24	24-25	25-26	Total
Duke	14-6	15-5	19-1	12-1	60-13
Clemson	14-6	11-9	18-2	10-3	53-20

North Carolina	11-9	17-3	11-7	8-4	49-23
Virginia	15-5	13-7	8-12	10-2	46-26
Wake Forest	10-10	11-9	13-7	4-8	38-34
Pittsburgh	14-6	12-8	8-12	2-11	36-37
NC State	12-8	9-11	5-15	9-4	35-38
Syracuse	10-10	11-9	7-13	6-7	34-39
Miami (Fla.)	15-5	6-14	3-17	9-3	33-39
Virginia Tech	8-12	10-10	8-12	6-7	32-41
Louisville	2-18	3-17	18-2	8-4	31-41
Florida State	7-13	10-10	8-12	5-7	30-42
Georgia Tech	6-14	7-13	10-10	2-11	25-48
Boston College	9-11	8-12	4-16	2-10	23-49
Notre Dame	3-17	7-13	8-12	3-10	21-52
SMU			13-7	6-6	19-13
Stanford			11-9	5-8	16-17
California			6-14	6-7	12-21

FEWEST GAMES NEEDED TO GAIN 20 WINS IN CLEMSON HISTORY

- Clemson eclipsed the 20-win plateau for the fourth consecutive season with a 77-55 win at Cal on Feb. 7.
- It took Clemson 24 games to reach 20 victories, which according to the chart below is tied for the third-fewest games played to reach 20 wins in school history.

FEWEST GAMES NEEDED TO GAIN 20 WINS

Year	Final Record	Record 20th Win	Games to Reach 20	Date 20th Win
1986-87	25-6	20-2	22	Feb. 4
2008-09	23-10	20-3	23	Feb. 10
2025-26	-----	20-4	24	Feb. 8
2017-18	25-10	20-4	24	Feb. 8
1976-77	22-6	20-5	25	Feb. 23
2024-25	27-7	20-5	25	Feb. 10
1989-90	26-9	20-5	25	Feb. 14
1996-97	23-10	20-5	25	Feb. 15
2007-08	24-10	20-7	27	Feb. 27
1979-80	23-9	20-7	27	Feb. 28
2009-10	21-11	20-8	28	Feb. 28
2023-24	24-12	20-8	28	Feb. 27
2022-23	23-11	20-8	28	Feb. 22

CLEMSON RANKS FOURTH IN ACC IN WINS OVER LAST 8 SEASONS

- Head Coach Brad Brownell has led the Tigers to the fourth-most overall wins amongst ACC teams since 2017-18.
- The Tigers have won 100 games in the league, which ranks fourth in that same time frame.

MOST WINS SINCE 2017-18

(as of 2/15/26; ordered by ACC wins)

Rk	Team	2025-26	ACC	Overall	ACC
1.	Duke	23-2	12-1	243-62	127-40
2.	Virginia	22-3	10-2	212-73	119-46
3.	North Carolina	20-5	8-4	208-98	107-57
4.	CLEMSON	20-6	10-3	188-99	100-65
5.	Florida State	12-13	5-7	168-113	89-74
6.	Virginia Tech	17-9	6-7	170-115	81-81
7.	Syracuse	15-11	6-7	161-125	80-85
8.	Louisville	19-6	8-4	150-127	79-82
9.	NC State	18-8	9-4	169-120	78-88
10.	Miami	20-5	9-3	158-127	74-93
11.	Wake Forest	13-12	4-8	140-135	68-98
12.	Georgia Tech	11-15	2-11	130-147	63-102
13.	Notre Dame	12-14	3-10	141-145	64-103
14.	Pittsburgh	9-17	2-11	131-149	57-109
15.	Boston College	9-16	2-10	119-156	50-111
16.	SMU	17-8	6-6	157-113	19-13
17.	Stanford	16-10	5-8	149-134	16-17
18.	California	18-8	6-7	99-180	12-21

CLEMSON RANKS FIFTH IN OVERALL WIN PERCENTAGE DURING BROWNELL ERA

- Clemson Basketball ranks fifth in the ACC dating back to the 2010-11 season in overall win percentage.

QUICK FACTS - CLEMSON

Nickname	Tigers
Location	Clemson, S.C. 29633
Colors	Tiger Orange and Regalia
Founded	1889
Enrollment	27,341
Interim President	Bob Jones (Clemson '79 & '81)
Director of Athletics	Graham Neff (Georgia Tech '06)
Conference	Atlantic Coast Conference
Facility (Capacity)	Littlejohn Coliseum (9,000)
Year Opened	1968 (Renovated 2015-16)
Record at Facility	632-219
Record Crowd	13,863 (Jan. 9, 1980 vs. Duke)
Head Coach	Brad Brownell (DePauw '91)
Years as full-time college coach (inc. GA)	34
Winning seasons (HC & Asst. & GA)	28
Record as a head coach	479-287
Record at Clemson	312-202
First Year of Basketball	1911-12
Seasons of Basketball	114
Overall Record	1469-1380-1

BEST WIN PERCENTAGE AMONG ACC TEAMS SINCE 2010

(as of 2/15/26; ordered by win percentage)

Rk	Team	25-26	Games	Wins	Losses	Pct.
1.	Duke	23-2	559	446	113	.798
2.	Virginia	22-3	526	386	140	.734
3.	North Carolina	20-5	569	410	159	.721
4.	Florida State	12-13	522	319	203	.611
5.	CLEMSON	20-6	514	312	202	.607

BEST WIN PERCENTAGE AMONG ACC TEAMS IN LEAGUE PLAY SINCE 2010

(as of 2/15/26; ordered by win percentage)

Rk	Team	25-26	Games	Wins	Losses	Pct.
1.	Duke	12-1	289	217	72	.751
2.	Virginia	10-2	287	202	85	.704
3.	North Carolina	8-4	286	199	87	.696
4.	Florida State	5-7	285	158	127	.554
5.	CLEMSON	10-3	287	156	131	.544

CLEMSON'S OVERALL BEST FOUR-YEAR RUNS

- Clemson has a 94-36 record over the last four years, including a 53-20 record in ACC regular season games. The 94 overall wins ranks first in school history. Ahead of the 2006-10 era (Trevor Booker, David Potter).
- Clemson now has the school record for ACC regular season conference wins in a four-year period from 2022-26 with 53. Last year's four-year class had a 51-29 record in regular season ACC games.

MOST WINS IN FOUR-YEAR PERIOD, CLEMSON HISTORY

Rank	Years	W-L
1.	2022-26	94-36
2.	2006-10	93-41
3.	2021-25	91-46
	2005-09	91-43
5.	2007-11	90-42

CLEMSON'S BEST ACC REGULAR SEASON FOUR-YEAR RUNS

Rank	Years	W-L
1.	2022-26	53-20
2.	2021-25	51-29
3.	2020-24	43-33
4.	2007-11	37-28
5.	2006-10	35-29
6.	2005-09	33-31

CLEMSON'S STREAK OF 14 CONSECUTIVE ACC ROAD WINS

- Clemson won its 14th-straight ACC road game at California on Feb. 7 by a score of 77-55.
- Dating back to 2024-25, Clemson had won 14 in a row on the road in the ACC. The streak was snapped on Feb. 14 at No. 4 Duke by a 67-54 final score.
- The streak was the second-longest in ACC history and was the longest streak of its kind in the last 25 years in the ACC.
- Clemson's 15-2 (.882) road record in conference play over the last two seasons is tied for the best in the league with Duke's 15-2 mark.

LONGEST ROAD WIN STREAKS IN CONFERENCE PLAY – ACC HISTORY

Span	School	Streak
1998-01	Duke	24
1962-64	Duke	14
2024-26	Clemson	14
1972-74	NC State	13
2017-19	Virginia	12
1983-85	North Carolina	11

FIFTY SIX ACC ROAD WINS FOR BROWNELL

- With the victory at California, Brad Brownell now has 56 ACC road wins in his career, most in Clemson history. The program has 132 ACC road wins in its history, so Brownell has 42.4 percent of Clemson's ACC road wins all time.
- Brownell is 56-87 in ACC road games in his Clemson career, a .392 winning percentage. The Clemson program is 132-402 all-time in ACC road wins, a .247 winning percentage.
- The Feb. 7 victory at California was Clemson's 14th consecutive ACC road win, the longest streak in Clemson history. The previous best was a five-game streak in 1986-87, the first five road games of Horace Grant's senior year.

CLEMSON GOES WEST

- Clemson became just the third team in the league over the last two seasons to finish 2-0 on its West Coast road trip. The Tigers defeated Stanford 66-64 and then California 77-55.
- Clemson returns home and lost to Virginia Tech on Feb. 11. Only one team in the league has gone 2-0 on the west coast and then won its first game back after returning (Duke this season with the advantage of a week off).
- This is the second season that Stanford and California have been in the ACC. The scheduling format calls for the opponents not based on the west coast to play the two west coast team on the same trip with two days in between.
- So far, 15 schools have made the trip to California. Clemson joined Wake Forest in 2024-25 and Duke this year, to have swept both California schools. Only Duke has won both games in California, then won its first game back on the east coast. Duke did have the advantage of a week off before playing its first game (vs. Wake Forest) after the trip.
- The 15 schools to make the trip to California have a 4-11 record in their first game after the California trip. All 15 of those games have been at home.
- Last year the home team was 113-67 in ACC games, a 62.7 percent winning mark. It is obvious that the trip to California takes a toll on teams when you compare the 26.7 percent winning percentage for the first game after the trip, all at home, vs. the 62.7 percent winning mark for all league home teams.

2025-26

Team	at Stanford	at California	1st Game After Trip
Clemson	W, 66-64	W, 77-55	L, H, Virginia Tech, 66-76
Georgia Tech	L, 72-95	L, 85-90	L, H, Wake Forest, 67-83
Notre Dame	W, 47-40	L, 71-72	L, H, Clemson, 61-76
Louisville	L, 76-80	W, 90-70	L, H, Duke, 73-84
North Carolina	L, 90-95	L, 78-84	W, H, Notre Dame, 91-69
Duke	W, 80-50	W, 71-56	W, H, Wake Forest, 90-69

2024-25

Team	at Stanford	at California	1st Game After Trip
Virginia Tech	L, 59-70	L, 61-75	W, H, NC State, 79-76
Virginia	L, 65-80	W, 71-68	L, H, SMU, 52-54
Miami (Fla.)	L, 51-88	L, 94-98 (OT)	L, H, Virginia, 71-82
Florida State	L, 71-78	L, 68-77	L, H, Virginia Tech, 66-76
Syracuse	L, 61-70	W, 75-66	L, H, Duke, 54-83
Wake Forest	W, 79-73	W, 76-63	L, H, Florida State, 70-72
NC State	L, 73-74	L, 62-74	L, H, Louisville, 66-91
Boston College	L, 60-78	L, 71-83	L, H, Clemson, 69-78
SMU	L, 68-73	W, 81-77	W, H, Syracuse, 77-75

CLEMSON FINISHED MONTH OF JANUARY 7-1

- Clemson finished the month of January with a 7-1 record.
- It marked the second time the Tigers have lost just one game in the

month of January since 1951. The Tigers also finished 7-1 in January 2025.

- The .875 win percentage is also tied for the best in the month since 1935 (8-0, 1.000).
- The Tigers have won seven or more games in the month of January seven times.

CLEMSON'S MOST WINS IN THE MONTH OF JANUARY

Year	Record
2025-26	7-1
2024-25	7-1
2022-23	7-2
1989-90	8-3
1986-87	10-2
1934-35	8-0
1929-30	7-5

CLEMSON AT LITTLE JOHN RECENT SUCCESS

- Clemson had won 14 straight home games over two years prior to its 80-76 overtime loss to NC State.
- Over the last 31 home games dating to 2023-24, Clemson is 27-4 and three of the four losses have been in overtime. In addition to the recent Virginia Tech loss, the Tigers lost in overtime to NC State, in triple overtime at home to Georgia Tech and to Memphis in overtime last year.
- During the 2025 calendar year, Clemson lost just one home game, the triple overtime contest to the Yellow Jackets.
- Clemson is 53-10 at home over the last four seasons. That includes a 11-2 mark this season, 15-2 last year, 12-4 in 2023-24 and 15-2 in 2022-23.
- Since 2019-20, Clemson is 4-0 vs. Top 5 teams in Littlejohn Coliseum, wins over Duke (twice), Louisville and Kentucky. The Tigers also have a win over No. 3 North Carolina on the road during that time for a 5-0 record in its last five games vs. Top 5 teams.

BEATING THE BEST IN COLLEGE HISTORY

- Clemson and Head Coach Brad Brownell have been on quite a run when it comes to defeating the historically best in college basketball history. The Tigers have recorded wins over Notre Dame (76-61), Cincinnati (68-65) and Syracuse (64-61) this season, while falling at No. 4 Duke 67-54. All four have been away from home. Syracuse is the seventh winningest program in college history, Notre Dame is eighth and Cincinnati is 12th.
- Clemson's win over Syracuse was the Orange's 1000th loss in history.
- Over the last two years Clemson is 8-1 against the top 12 winningest programs in college basketball history. That includes a 5-0 record last year when Clemson beat Kentucky (#1), North Carolina (#3), Duke (#4), Syracuse (#7) and Notre Dame (#8).
- Clemson's next opportunity against a top 12 program will come March 3 at North Carolina.

CLEMSON RESULTS VS. WINNINGEST TEAMS IN COLLEGE BASKETBALL HISTORY

(2024-25 season to present)

Rank	School	All-Time Wins	Result 2024-25	Result 2025-26
1.	Kentucky	2,422	W, 70-66	
2.	Kansas	2,414		
3.	North Carolina	2,395	W, 85-65	March 3
4.	Duke	2,335	W, 77-71	L, 54-67
5.	UCLA	2,025		
6.	Temple	2,010		
7.	Syracuse	2,007	W, 86-72	W, 64-61
8.	Notre Dame	1,978	W, 83-68	W, 76-61
9.	St. John's	1,973		
10.	Purdue	1,953		
11.	Indiana	1,950		
12.	Cincinnati	1,930		W, 68-65

Note: Win total is entering 2025-26 season

CLEMSON'S BALANCE

- As you can see by the game-by-game leaders chart below this is a balanced Clemson team.
- As you can determine from the chart below, seven different players

BRAD BROWNELL VS. 2025-26 OPPONENTS

Opponent	at Clemson	Overall
Alabama	3-3	3-3
Alabama A&M	2-0	2-0
Boston College	15-6	15-6
BYU	0-1	0-1
California	3-0	3-0
Cincinnati	1-0	1-0
Duke	5-13	5-14
Florida State	15-17	15-17
Gardner-Webb	2-1	2-1
Georgetown	0-1	0-1
Georgia	3-1	3-1
Georgia Tech	23-10	23-10
Louisville	6-8	6-8
Mercer	2-0	2-0
Miami (Fla.)	11-11	11-11
Morehead State	2-1	2-1
New Hampshire	1-0	1-0
North Alabama	1-0	1-0
North Carolina	5-14	5-16
NC State	15-11	15-12
Notre Dame	5-9	5-9
Pittsburgh	15-2	15-3
South Carolina	8-7	8-7
SMU	3-1	3-1
Stanford	2-0	2-0
Syracuse	10-6	10-6
Virginia	4-16	4-16
Virginia Tech	11-13	11-13
Wake Forest	16-4	16-5
West Virginia	1-2	1-2

CLEMSON VS. 2025-26 OPPONENTS

Opponent	Overall
Alabama	8-6
Alabama A&M	2-0
Boston College	23-10
BYU	2-1
California	3-1
Cincinnati	2-4
Duke	34-113
Florida State	41-46
Gardner-Webb	5-1
Georgetown	0-2
Georgia	27-56
Georgia Tech	80-69
Louisville	6-11
Mercer	8-4
Miami (Fla.)	19-17
Morehead State	3-1
New Hampshire	1-0
North Alabama	1-0
North Carolina	25-136
NC State	61-107
Notre Dame	5-9
Pittsburgh	15-3
South Carolina	82-93
SMU	4-1
Stanford	2-0
Syracuse	12-6
Virginia	55-82
Virginia Tech	20-25
Wake Forest	68-102
West Virginia	2-5

have led the team in scoring and six different players have led the team in rebounding so far this season. Clemson defeated South Carolina on Dec. 16 and Ace Buckner led the Tigers in scoring (19) and rebounding (7). It marked the first time this year the same player led the Tigers in scoring and rebounding in the same game this year.

- Only three times has the same player led in points and rebounds. Buckner against South Carolina, Carter Welling against Miami (Jan. 17) and Welling against Virginia Tech (Feb. 11).

CLEMSON GAME-BY-GAME STATISTICAL LEADERS

Opponent	Scoring	Rebounds	Assists
Duke	Welling, 12	Godfrey, 8	Hunter/Davidson/Buckner, 2
Virginia Tech	Welling, 19	Welling, 6	Godfrey/Buckner, 2
California	Buckner/Godfrey, 13	Wahlin, 6	Buckner, 4
Stanford	Davidson, 16	Welling, 8	Hunter, 4
Pittsburgh	Wahlin/Davidson, 12	Hunter, 6	Buckner, 4
Georgia Tech	Wahlin/Davidson, 13	Wahlin, 8	Buckner, 4
NC State	Godfrey, 16	Welling, 9	Hunter, 5
Miami	Welling, 18	Welling, 9	Hunter, 7
Boston College	Davidson, 25	Godfrey/Welling, 8	Hunter, 5

NOTES

LITTLEJOHN COLISEUM

First Game: Nov. 30, 1968 (Clemson 76, Georgia Tech 72)
Games: 851
Overall Record: 632-219 (.743)
Non-Conference: 381-45 (.894) | ACC: 253-174 (.593)
Brownell Era: 184-57 (.763) | Non-Con: 91-13 (.875) | ACC: 93-42 (.689)
Total Attendance (Avg.): 6,859,256 (8,061)
Total Attendance (Avg. Minus COVID-19): 6,837,653 (8,150)
Most Wins / Season: 16 (2006-07; 2013-14)

LITTLEJOHN COLISEUM HOME RECORD

Year	Overall	Pct.	Attn.	Avg.
1968-69	4-7	.364	55,150	5,014
1969-70	6-5	.546	50,877	4,625
1970-71	8-4	.667	63,488	5,291
1971-72	6-4	.600	81,278	8,128
1972-73	9-2	.818	85,750	7,795
1973-74	9-4	.692	103,519	7,963
1974-75	11-1	.917	113,515	9,460
1975-76	8-5	.615	107,220	8,248
1976-77	13-2	.867	134,841	8,883
1977-78	10-5	.667	138,115	9,208
1978-79	13-3	.813	144,535	9,033
1979-80	15-0	1.000	130,900	8,727
1980-81	12-4	.750	145,792	9,112
1981-82	11-5	.688	139,731	8,733
1982-83	9-7	.563	131,063	8,191
1983-84	11-5	.688	129,600	8,100
1984-85	12-4	.750	130,136	8,134
1985-86	14-5	.737	144,699	7,616
1986-87	15-2	.882	142,274	7,328
1987-88	12-4	.750	117,250	7,328
1988-89	13-1	.929	114,123	8,151
1989-90	14-0	1.000	122,540	8,753
1990-91	9-7	.563	121,314	7,582
1991-92	12-4	.750	114,691	7,168
1992-93	11-5	.688	113,803	7,113
1993-94	11-4	.733	108,074	7,205
1994-95	11-5	.688	116,754	7,297
1995-96	14-2	.875	150,037	9,377
1996-97	12-3	.800	147,019	9,801
1997-98	11-3	.786	156,103	11,151
1998-99	12-3	.800	141,728	9,449
1999-00	7-9	.438	142,679	8,918
2000-01	9-7	.563	137,909	8,619
2001-02	8-8	.500	139,954	8,747
2002-03	5-4	.555	80,600	8,956
2003-04	10-6	.625	122,900	7,681
2004-05	10-5	.667	111,886	7,459
2005-06	12-4	.750	106,251	6,641
2006-07	16-4	.800	147,122	7,356
2007-08	14-2	.875	137,739	8,609
2008-09	13-3	.813	135,619	8,476
2009-10	14-2	.875	151,442	9,465
2010-11	15-2	.882	140,920	8,289
2011-12	11-5	.688	125,249	7,828
2012-13	8-7	.533	118,305	7,887
2013-14	16-3	.842	142,231	7,486
2014-15	11-6	.611	129,800	7,635
2015-16	Home games held in Greenville, S.C. due to renovation			
2016-17	11-6	.611	123,442	7,262
2017-18	15-1	.938	123,895	7,743
2018-19	14-5	.737	133,290	7,015
2019-20	11-6	.647	116,139	6,832
2020-21*	11-1	.912	21,613	1,801
2021-22	11-5	.688	106,578	6,662
2022-23	15-2	.882	110,795	6,518
2023-24	12-4	.750	123,289	7,706
2024-25	15-2	.882	140,211	8,248
2025-26	11-2	.846	96,185	7,399

* - limited capacity due to COVID-19 regulations and protocols (1,876 max capacity).

Largest Crowds

Attendance	Date	W/L	Results
13,863	1-9-1980	W	Clemson 87, Duke 82 (OT)
13,136	2-28-1990	W	Clemson 97, Duke 93
12,632	1-29-1977	W	Clemson 93, UNC 73
12,611	1-7-1987	W	Clemson 73, NC State 69
12,267	1-19-1981	L	Virginia 74, Clemson 59
12,258	1-17-1981	L	Maryland 68, Clemson 62 (OT)
12,013	2-24-1990	W	Clemson 69, UNC 61
11,909	1-11-1978	L	Duke 107, Clemson 85
11,800	1-22-1975	W	Clemson 83, Maryland 82
11,800	2-22-1975	W	Clemson 92, NC State 70
11,800	1-24-1976	L	Virginia 69, Clemson 62
11,742	1-23-1988	W	Clemson 69, S. Carolina 65

Note: The arena was named for J.C. Littlejohn, a long-time Clemson University employee, for many years the school's business manager.

Notre Dame	Porter, 26	Hunter, 7	Welling/Hunter, 3
SMU	Godfrey, 17	Wahlin, 8	Hunter/Welling, 4
Pittsburgh	Porter, 21	Welling, 10	Hunter, 4
Syracuse	Godfrey, 14	Wahlin/Welling, 5	Godfrey/Welling, 2
Cincinnati	Welling/Buckner, 12	Hunter, 7	Hunter, 4
South Carolina	Buckner, 19	Buckner, 7	Hunter, 6
Mercer	Hunter, 15	Godfrey, 8	Three with 2
BYU	Porter, 17	Welling, 6	Porter, 4
Alabama	Godfrey, 19	Wahlin, 6	Hunter, 4
Alabama A&M	Porter, 14	Godfrey, 8	Four with 3
Georgia	Porter, 18	Davidson, 9	Five with 2
West Virginia	Godfrey/Porter 14	Welling, 8	Hunter, 4
North Alabama	Godfrey, 16	Wahlin, 10	Foster, 6
Georgetown	Welling, 14	Wahlin, 7	Foster, 4
Morehead St.	Wahlin, 14	Godfrey, 11	Hunter, 4
Gardner-Webb	Davidson, 18	Welling, 11	Foster, 5
New Hampshire	Buckner, 18	Godfrey, 9	Godfrey/Porter 3

CLEMSON WINNING POINTS IN THE PAINT

- Clemson has won the points in the paint in 20 of its 26 games this season and it is 18-2 in those games.
- The Tigers scored a season-high 52 points in the paint in a 97-59 win over Gardner-Webb and have eclipsed the 50-point plateau twice. They scored 50 in a loss at Alabama.
- In ACC play, the Tigers are averaging 30.9 points per game in the paint. Clemson's highest mark in an ACC contest was 46 in a 64-61 win at Syracuse.

CLEMSON STARTED ACC PLAY 6-0

- Clemson got off to a 6-0 start in the ACC, the second best league start in school history. The Tigers started 7-0 in 2022-23. Clemson also started 5-0 in 1986-87 and 1996-97.
- Clemson started 4-0 in the ACC last year before suffering a 10-point loss at Louisville, one of just two league losses for Clemson a year ago. Combined with this year, this is the first time Clemson has started at least 4-0 in the league in consecutive seasons.
- Note that Clemson has gotten off to a 4-0 or better league start five times and Brad Brownell has been the coach in three of those seasons.

CLEMSON'S BEST ACC STARTS

Year	Start	End of Streak
2022-23	7-0	at Wake Forest, 77-87 (1-17-23)
2025-26	6-0	Home vs. NC State, 80-76 (OT) (1-20-26)
1986-87	5-0	Home vs. Duke, 103-105 (OT) (1-24-87)
1996-97	5-0	Home vs. Wake Forest, 62-65 (1-23-97)
2024-25	4-0	at Louisville, 64-74 (1-7-25)

PLAYING FIRST TWO ACC GAMES ON THE ROAD

- This marks the 19th time in history Clemson has played each of its first two ACC games on the road. The previous 18 seasons that has been the case, Clemson has never won its first two league games.
- The Tigers beat Syracuse at Syracuse on Dec. 31 by a score of 64-61 and completed the 2-0 trip with a 73-68 win at Pittsburgh on Jan. 3.
- It's the first time in program history that Clemson has won its first two league games, both on the road.

SEASONS CLEMSON HAS WON FIRST TWO ACC ROAD GAMES

- When it comes winning each of its first two ACC games on the road, Clemson has done it six times. In those seasons Clemson played a home ACC game to start its league schedule.
- Clemson won its first five ACC road games in 1986-87, Horace Grant's senior year.
- The Tigers won their first three league road games in 1996-97 under Rick Barnes, and won the first three ACC road games under Brad Brownell in 2022-23. Clemson won its first seven league games regardless of site to open that year, the best start to a league schedule in Clemson history.
- Clemson also won its first two league road games in 1975-76 and 2006-07.

TAKING CARE OF BUSINESS IN THE NON-CONFERENCE

- Clemson had a 10-3 record in its now completed regular season non-conference slate. Included in the resume are wins over Georgia (#34 in the NET, the Bulldogs only non-conference loss) and a victory over West Virginia in the Charleston Classic. Additionally the team

TIGERS IN THE NBA

Randy Mahaffey, F	
Kentucky Colonels	1968-69
New York Nets	1969-70
Carolina Cougars	1970-71

Skip Wise, G	
San Antonio Spurs	1975-76

Tree Rollins, C	
Atlanta Hawks	1978-88
Cleveland Cavaliers	1989-90
Detroit Pistons	1990-91
Houston Rockets	1991-93
Orlando Magic	1993-95

Larry Nance, F	
Phoenix Suns	1982-88
Cleveland Cavaliers	1988-94

Horace Grant, F	
Chicago Bulls	1988-94
Orlando Magic	1994-99, 2001-03
Seattle Supersonics	1999-2000
Los Angeles Lakers	2000-01, 2003-04

Devin Gray, F	
San Antonio Spurs, Sacramento Kings	1996-97
Houston Rockets	1999-2000

Elden Campbell, C	
Los Angeles Lakers	1990-99
Charlotte/New Orleans Hornets	1999-2002
Seattle Supersonics	2002-03
Detroit Pistons	2003-05

Dale Davis, F	
Indiana Pacers	1991-2000, 2004-05
Portland Trailblazers	2000-04
Golden State Warriors	2004-05
Detroit Pistons	2005-07

Chris Whitney, G	
San Antonio Spurs	1993-95
Washington Wizards	1995-2002, 2003-04
Denver Nuggets	2002-03
Orlando Magic	2002-03

Sharone Wright, C	
Philadelphia 76ers	1994-95
Toronto Raptors	1995-98

Greg Buckner, G	
Dallas Mavericks	1999-2002, 2006-07
Philadelphia 76ers	2002-04
Denver Nuggets	2004-06
Minnesota Timberwolves	2007-08
Memphis Grizzlies	2008-09

Harold Jamison, F	
Miami Heat	1999-2000
Los Angeles Clippers	2001-02

Will Solomon, G	
Memphis Grizzlies	2001-02
Toronto Raptors, Sacramento Kings	2008-09

Trevor Booker, F	
Washington Wizards	2010-14
Utah Jazz	2014-16
Brooklyn Nets	2016-18
Indiana Pacers	2018

K.J. McDaniels, G	
Philadelphia 76ers	2014-15
Houston Rockets	2015-17
Brooklyn Nets	2017
Toronto Raptors	2017

Jaron Blossomgame, F	
Cleveland Cavaliers	2018-19

Donte Grantham, F	
Oklahoma City Thunder	2018-19

Hunter Tyson, F	
Denver Nuggets	2023-26
Brooklyn Nets	2026-pres.

PJ Hall, F	
Denver Nuggets	2024-25
Memphis Grizzlies	2025
Charlotte Hornets	2025-pres.

NOTES

1,000 POINT SCORERS

CLEMSON TIGER BASKETBALL 1,000-POINT CLUB

Rk	Name	Years	GP	Avg	Pts
1.	Elden Campbell*	1986-90	123	15.3	1880
2.	Terrell McIntyre*	1995-99	126	14.6	1839
3.	Butch Zatezalo*	1967-70	75	23.5	1761
4.	Greg Buckner*	1994-98	122	14.4	1754
5.	Jaron Blossomgame	2013-17	128	13.5	1733
6.	Trevor Booker*	2006-10	134	12.9	1725
7.	Chase Hunter	2019-25	163	10.6	1720
8.	PJ Hall	2020-24	120	14.2	1702
9.	Horace Grant*	1983-87	122	13.9	1696
10.	K.C. Rivers*	2005-09	134	12.6	1684
11.	Dale Davis*	1987-91	121	13.6	1650
12.	Bill Yarbrough*	1952-57	85	18.3	1553
13.	Vincent Hamilton*	1980-85	116	13.2	1530
14.	Marcquise Reed	2016-19	99	15.0	1484
15.	Cliff Hammonds*	2004-08	134	10.9	1465
16.	Tree Rollins*	1973-77	110	13.3	1463
17.	Will Solomon	1998-01	94	15.2	1431
18.	Stan Rome	1974-78	109	12.5	1365
	Demontez Stitt	2007-11	126	10.8	1365
20.	Vince Yockel*	1955-58	74	18.2	1350
21.	Larry Nance*	1977-81	117	11.5	1341
22.	Devin Gray	1991-95	94	14.1	1322
23.	Jim Brennan*	1961-64	76	17.3	1317
24.	Sharone Wright*	1991-94	92	14.2	1308
25.	Vernon Hamilton	2003-07	127	9.7	1238
26.	Harold Jamison	1995-99	129	9.5	1231
27.	Jim Sutherland*	1964-67	71	17.3	1230
28.	Edward Scott*	1999-03	112	10.9	1226
29.	Andre Young	2008-12	129	9.5	1223
30.	Shawan Robinson	2002-06	120	9.8	1177
31.	Randy Mahaffey*	1964-67	73	16.0	1171
32.	Sharrod Ford	2001-05	118	9.8	1154
	Devin Booker	2009-13	128	9.0	1154
34.	Hunter Tyson	2018-23	140	8.1	1132
35.	Choppy Patterson*	1959-63	76	14.8	1131
36.	Jerry Pryor	1985-89	123	9.1	1124
37.	Aamir Simms	2017-21	122	9.2	1122
38.	Donte Grantham	2014-18	114	9.6	1100
39.	Shelton Mitchell	2016-19	94	11.6	1084
40.	Billy Williams*	1977-80	85	12.7	1078
41.	Johnny Snee	1948-52	82	13.1	1077
42.	Colon Abraham	1874-78	106	10.0	1061
43.	K.J. McDaniels	2011-14	94	11.0	1035
44.	Richie Mahaffey	1966-70	75	13.6	1019
45.	Derrick Johnson	1975-79	111	9.1	1014
46.	Fred Gilliam	1979-83	115	8.8	1010

Note: Names in bold played for Head Coach Brad Brownell; * - signifies Clemson Hall of Fame

posted power conference wins over South Carolina and Cincinnati. Clemson's three losses are to power basketball conference teams Georgetown, Alabama and BYU. All three losses were away from home and three of the four wins were away from home.

- This year's Clemson team accomplished two things in the non-conference part of the schedule that all 15 previous Clemson NCAA Tournament teams have also accomplished – having a winning record in regular season tournament play and having three losses or less in regular season non-conference slate.

- As you can see by the chart below, no Clemson team with four or more non-conference losses in the regular season has made the NCAA tournament. The only NCAA Tournament team that didn't have a winning record in regular season tournament games was the 1995-96 team that didn't play any regular season tournament games.

NON-CONFERENCE RESUME, CLEMSON NCAA TOURNAMENT TEAMS

Year	Non-Conference	Regular Season Tournament
2025-26	10-3	2-0
2024-25	8-3	2-0
2023-24	10-1	2-0
2020-21	6-0	2-0
2017-18	11-1	2-1
2010-11	11-3	2-1
2009-10	12-2	2-1
2008-09	14-0	3-0
2007-08	12-2	2-1
1997-98	10-3	2-1
1996-97	12-1	2-1

1995-96	10-0	0-0
1989-90	13-3	3-2
1988-89	11-2	2-1
1986-87	14-0	6-0
1979-80	12-1	4-1

SIX DOUBLE-DIGIT SCORERS TWICE THIS SEASON

- Clemson posted six double-digit scorers against Cincinnati on Dec. 21 and against Georgia in the championship game of the Charleston Classic (Nov. 23). The game against Georgia was the first time since Dec. 14, 2021 against Miami (Oh.).

- Against Cincinnati, Clemson had Carter Welling and Ace Buckner (12), Jestin Porter (11) and RJ Godfrey, Dillon Hunter and Nick Davidson (10).

- The Tigers were led by tournament MVP Jestin Porter (18) against Georgia, while Dillon Hunter (16), Butta Johnson (13), RJ Godfrey (12), Carter Welling (11) and Zac Foster (11) rounded out the double-digit scorers.

- Alex Hemenway (17), David Collins (14), Hunter Tyson (13), Al-Amir Dawes (13), PJ Hall (13) and Naz Bohannon (10) rounded out the scoring for Clemson against the Redhawks in 2021.

- Prior to 2021, it had not been accomplished since Nov. 6, 2018 against The Citadel in a 100-80 win. Marcquise Reed (20), Shelton Mitchell (16), Aamir Simms (16), Elijah Thomas (15), Clyde Trapp (13) and David Skara (11).

- The last time that Clemson accomplished this feat against a high major opponent was March 12, 2009 in a 86-81 loss to Georgia Tech in the Georgia Dome. The Tigers were led by Trevor Booker (17), Terrence Oglesby (11), K.C. Rivers (11), Demontez Stitt (11), Raymond Sykes (11) and Tanner Smith (10).

CLEMSON BASKETBALL HAS HAD SIGNIFICANT MOMENTS IN GREENVILLE

- In basketball Clemson played its first game of basketball in Greenville. On February 9, 1912, Clemson defeated Furman 46-12 and later in the day defeated Butler Guards, 78-6. Against Butler Guards, James Erwin scored 58 points, still a single-game record by a Clemson player for most points scored.

- Clemson used to play in an annual tournament called the Poinsettia Classic at the Greenville Memorial Auditorium. Furman and Clemson both would play in a four-team tournament during the Holidays in December. The Tigers participated in this classic eight times during the 1960s and early 1970s.

- In 1998-99 Furman and Illinois played the Tigers in a pair of neutral games at Bon Secours. The Tigers also faced Furman a year later. Clemson also played Central Florida, Wisconsin-Green Bay and Oregon State at Bon Secours in the SoCon Holiday Hoops Tournament during the 1999-2000 season.

- The last time Clemson played at Bon Secours Wellness Arena in Greenville prior to the 2015-16 season, the Tigers defeated Georgia 59-42 on February 16, 2005.

- Clemson played its home games in Bon Secours Wellness Arena in 2015-16 and finished 13-4, including three consecutive wins over AP Top 20 teams: Louisville (16), Duke (9) and Miami (Fla.) (8).

- Since that season, Clemson has play two games in the building. Both have come in the Greenville Winter Invitational against Richmond in 2022 and Cincinnati this season.

CLEMSON GAMES IN GREENVILLE'S BON SECOURS WELLNESS ARENA (BROWNELL ERA)

(15-4)

Date	Opponent	AP (CU/Opp)	Score
12-21-25	Cincinnati		W, 68-65
12-17-22	Richmond		W, 85-57
3-1-16	Virginia	NR/4	L, 57-64
2-17-16	Boston College		W, 65-54
2-13-16	Georgia Tech		W, 66-52
2-8-16	Notre Dame		L, 83-89
1-27-16	Pittsburgh		W, 73-60
1-16-16	Miami (Fla.)	NR/8	W, 76-65
1-13-16	Duke	NR/9	W, 68-63
1-10-16	Louisville	NR/16	W, 66-62
1-2-16	Florida State		W, 84-75
12-18-15	South Carolina	NR/25	L, 59-65
12-15-15	Presbyterian		W, 69-41
12-13-15	Alabama		L, 50-51

CLEMSON BIRTHDAYS

February 22	Dallas Thomas
March 5	Jestin Porter
March 8	Ace Buckner
April 12	Jake Wahlin
April 16	Dillon Hunter
April 26	Blake Davidson
May 27	Zac Foster
June 10	RJ Godfrey
June 25	Butta Johnson
July 20	Carter Welling
September 6	Trent Steinoor
October 24	Chase Thompson
November 15	Brad Brownell
November 26	Nick Davidson

12-6-15	Wofford	W, 66-51
12-2-15	USC Upstate	W, 76-56
11-19-15	Texas Southern	W, 76-56
11-15-15	UTSA	W, 78-45
11-13-15	NC Central	W, 74-40

- It was reported prior to the 2015-16 season, the economic impact that Clemson had on Greenville.

- "The use of the Bon Secours Wellness Arena for a season of men's basketball games and four graduation ceremonies starting this August [2015] will have a \$12.2 million dollar economic impact on Greenville County, a report done by the Regional Economic Analysis Laboratory at Clemson's Strom Thurmond Institute. The report added that the impact includes 135 jobs, both full time and part time, generating \$4.1 million in labor income."

BRAD BROWNELL WINS 300TH GAME AT CLEMSON

- Head Coach Brad Brownell won his 300th game as the head coach of the Clemson Tigers on Saturday, Dec. 13 in a 70-63 win over Mercer.
- Brownell became the 10th coach in ACC history to win 300 games or more at the same school while the school is a member of the ACC. The chart below is ranked in order of the coach's last season at the school.

ACC COACHES WINNING 300 GAMES AT ONE SCHOOL

(while school is a member of the ACC)

Coach	School	Years	Games	Wins
Brad Brownell	Clemson	2010-present	514	312
Leonard Hamilton	Florida State	2002-2025	756	460
Tony Bennett	Virginia	2009-2024	500	364
Mike Krzyzewski	Duke	1980-2022	1,438	1,129
Roy Williams	North Carolina	2003-2021	648	485
Gary Williams	Maryland	1989-2011	713	461
Bobby Cremins	Georgia Tech	1981-2000	591	354
Dean Smith	North Carolina	1961-1997	1,133	879
Terry Holland	Virginia	1974-1990	499	326
Lefty Driesell	Maryland	1969-1986	507	348

CLEMSON VERSUS THE SOUTHEASTERN CONFERENCE

- Since 2016-17 the Clemson Tigers are 16-6 against members of the SEC.

- The Tigers play many games against the SEC, including an annual game against the South Carolina Gamecocks.

- Six of the games have occurred with Clemson unranked and its opponent ranked in the AP Poll.

CLEMSON VS. SOUTHEASTERN CONFERENCE

(Games since 2016-17)

Date	Opponent	H/A/N	AP (CU/Opp)	Score
12-16-25	South Carolina	H		W, 68-61
12-3-25	Alabama	A	NR/12	L, 84-90
11-23-25	Georgia	N1		W, 97-94 (OT)
12-17-24	South Carolina	A	25/NR	L, 88-91 (OT)
12-3-24	Kentucky	H	NR/4	W, 70-66
3-30-24	Alabama	N2	NR/19	L, 82-89
12-6-23	South Carolina	H	24/NR	W, 72-67
11-28-23	Alabama	A	NR/23	W, 85-77
11-11-23	South Carolina	A		L, 58-60



NOTES

12-18-21	South Carolina	H		W, 70-56
12-12-20	Alabama	N3		W, 64-56
11-25-20	Mississippi State	N4		W, 53-42
12-8-19	South Carolina	H		L, 54-67
12-22-18	South Carolina	A		W, 78-68
12-8-18	Mississippi State	N5		L, 71-82
11-20-18	Georgia	N6		W, 64-49
3-18-18	Auburn	N7		W, 84-53
12-19-17	South Carolina	H		W, 64-48
12-16-17	Florida	N8	NR/22	W, 71-69
12-21-16	South Carolina	A	NR/20	W, 62-60
12-18-16	Alabama	A		W, 67-54
11-11-16	Georgia	H		W, 74-64

(N1 - 2025 Shriners Children's Charleston Classic, Charleston, S.C.; N2 - NCAA Tournament, Los Angeles, Calif.; N3 - Holiday Hoopsgiving, Atlanta, Ga.; N4 - Space Coast Challenge, Melbourne, Fla.; N5 - Never Forget Tribute Classic, Newark, N.J.; N6 - Cayman Islands Classic, Cayman Islands; N7 - NCAA Tournament, San Diego, Calif.; N8 - Orange Bowl Classic, Sunrise, Fla.)

CLEMSON RANKED NO. 31 IN NET RANKINGS (AS OF FEB. 17)

- Clemson currently sits No. 31 in the NET rankings.
- The Tigers are currently 4-4 in Quad 1 games with a 97-94 overtime victory over Georgia in the Charleston Classic Championship game. They are 10-6 overall in Q1&2 games.
- Clemson is tied for 17th in the country in Quad 1 and 2 victories with 10.
- There are eight schools in the Top 40 of the NET rankings from the ACC: Duke (2), Louisville (12), Virginia (19), North Carolina (25), NC State (29), Clemson (31), Miami (Fla.) (35) and SMU (36).

CLEMSON TOTALS 49 BENCH POINTS VS. ALABAMA A&M

- Clemson posted 49 bench points in a 95-56 win over Alabama A&M on Nov. 28.
- The 49 bench points were the most for a Tiger team since 2008 and are the fifth-most in a game since 1996-97.
- Clemson is currently 14th in the country in bench points per game (38.88).

CLEMSON, MOST BENCH POINTS IN A GAME (since 1996-97)

Date	Opponent	Bench Points
12-19-2005	N-Puerto Rico-Mayaguez	72
2-11-1998	H-Western Carolina	58
12-23-2006	H-Western Carolina	56
3-9-2008	H-Virginia Tech	50
11-28-2025	H-Alabama A&M	49
12-19-2009	H-College of Charleston	48

CLEMSON POSTS 12 DIFFERENT SCORERS VS. ALABAMA A&M

- In Clemson's 36-point victory over Alabama A&M, it posted 12 different scorers and all scored at least four points.
- That is just the second time dating back to 1996-97 that it has happened for the Tigers.
- Clemson had 12 different scorers on Dec. 19, 2008 when it beat Puerto Rico-Mayaguez 101-60 in the San Juan Shootout.

TIGERS AT THE CHARLESTON CLASSIC

- This marked Clemson's fifth trip to the Charleston Classic since the inaugural tournament in 2008.
- The Tigers have won the event twice in their history in 2025 and 2008. The tournament's first year (2008), Clemson earned wins over Hofstra (98-69), TCU (70-58) and Temple (76-72) in the championship game.
- Clemson returned in 2013 and won games over Temple and Davidson before falling to UMass in the championship.
- In 2017, the Tigers won games over Ohio and Hofstra before falling to Temple in the title game.
- Clemson's last trip was in 2021 and they finished 1-2 overall with a 75-48 win over Temple on the opening day.
- Overall the Tigers are 10-4 in the Charleston Classic with four trips to the championship game in five tournaments and two tournament championships.

REGULAR SEASON TOURNAMENTS UNDER BROWNELL

- Since the 2010-11 season, Clemson is now 25-16 in regular season

tournaments, including wins over West Virginia and Georgia in the 2025 Charleston Classic.

- The Tigers also owns wins over San Francisco and Penn State in last year's Sunshine Slam to clinch the championship.
- The Tigers defeated UAB and Davidson in the 2023 Asheville Championship to clinch the title.
- Clemson defeated Mississippi State and Purdue in the 2020 Space Coast Challenge to clinch the tournament championship.

CLEMSON REGULAR SEASON TOURNAMENT CHAMPIONSHIPS

- The Tigers have won 31 regular season championships in history.
- Clemson won its third consecutive regular season tournament championship in the 2025 Charleston Classic with wins over West Virginia (70-67) and Georgia (97-94 OT).
- The 2025 Charleston Classic marked the fourth won by Head Coach Brad Brownell at Clemson and the third in a row. It's the first time Clemson has won three regular season tournaments thre years in a row since 1984-85 through 1986-87.
- The Tigers won the 2024 Sunshine Slam, 2023 Asheville Championship and 2020 Space Coast Challenge.

CLEMSON REGULAR SEASON TOURNAMENT CHAMPIONSHIPS

Year	Tournament	Site	Victories
2025-26	Charleston Classic	Charleston, S.C.	West Virginia, Georgia
2024-25	Sunshine Slam	Daytona Beach, Fla.	San Fran, Penn State
2023-24	Asheville Champ.	Asheville, N.C.	UAB, Davidson
2020-21	Space Coast	Melbourne, Fla.	Miss. St., Purdue
2008-09	Charleston Classic	Charleston, S.C.	Hofstra, TCU, Temple
2006-07	Cox Comm. Classic	Norfolk, Va.	A-State, Monmouth
2005-06	San Juan Shootout	San Juan, P.R.	PR-Mayaguez, Holy Cross, Akron
1990-91	FIU Invite	Miami, Fla.	Coppin St., Fla. Atlantic
1986-87	Hawaii Pacific Inv.	Honolulu, Hawaii	Fordham, Hawaii, Pacific
1986-87	TCBY Invite	Little Rock, Ark.	Delaware St., UALR
1986-87	IPTAY Invite	Clemson, S.C.	Georgia St., Boston U.
1985-86	IPTAY Invite	Clemson, S.C.	ETSU, South Fla.
1984-85	Music City Invite	Nashville, Tenn.	UMass, Vandy
1984-85	IPTAY Invite	Clemson, S.C.	Campbell, South Fla.
1983-84	IPTAY Invite	Clemson, S.C.	Marquette, Furman
1981-82	IPTAY Invite	Clemson, S.C.	Bowling Green, Stetson
1980-81	Rainbow Classic	Honolulu, Hawaii	La. Tech, Indiana, Hawaii
1980-81	IPTAY Invite	Clemson, S.C.	Cornell, Fairfield
1979-80	IPTAY Invite	Clemson, S.C.	Siena, MTSU
1978-79	Sun Bowl	El Paso, Texas	UTEP, Texas Tech
1978-79	IPTAY Invite	Clemson, S.C.	Brown, Kent State
1977-78	Charleston Invite	Charleston, S.C.	Catholic, Canisius
1977-78	IPTAY Invite	Clemson, S.C.	TCU, Rhode Island
1976-77	IPTAY Invite	Clemson, S.C.	Yale, Florida State
1975-76	Charlotte Invite	Charlotte, N.C.	BC, Davidson
1973-74	Poinsettia Classic	Greenville, S.C.	Delaware, Furman
1973-74	IPTAY Invitational	Clemson, S.C.	Auburn, St. John's
1971-72	Poinsettia Classic	Greenville, S.C.	Holy Cross, Auburn
1966-67	Poinsettia Classic	Greenville, S.C.	LSU, Furman
1965-66	Poinsettia Classic	Greenville, S.C.	Ole Miss, Manhattan
1955-56	Gator Bowl	Jacksonville, Fla.	LSU, South Carolina

CLEMSON HAS OVERCOME 10-POINT DEFICIT 24 TIMES UNDER BRAD BROWNELL

- Clemson overcame its first 10-point deficit of the season against West Virginia in the Charleston Classic on Nov. 21.
- The Tigers did it again against Georgia in its next game, accomplishing this feat in consecutive games for the first time in 17 years.
- Clemson last overcome double-digit deficits in consecutive games on Dec. 21, 2008 at Miami and Dec. 30, 2008 at South Carolina.
- The Tigers trailed Miami by 12 in the first half and came back to win 91-72. Clemson trailed South Carolina by 11 in the first half and came back to win 98-87.
- The Tigers have overcome a 10-point deficit in consecutive games five times in their history.
- The Tigers have overcome a 10-point deficit three times in the calendar year of 2025, including a road win at Virginia on March 1.
- Fifteen of the 24 comebacks have occurred in ACC play, while six have occurred on a neutral floor.

OVERCOMING 10-POINT DEFICITS IN CONSECUTIVE GAMES

(Clemson History)

Date	Site	Opponent	Deficit	Time (Half)	Final
11-23-25	N	Georgia	-10	13:14 (1)	^97-94
11-21-25	N	West Virginia	-11	10:57 (2)	70-67
12-30-08	A	South Carolina	-11	15:51 (1)	98-87
12-21-08	A	Miami (Fla.)	12	11:23 (1)	91-72
11-29-01	A	Penn State	14	10:46 (1)	79-66
11-24-01	H	Wofford	14	3:02 (1)	85-82
12-30-00	A	Coastal Carolina	18	6:56 (1)	81-68
12-28-00	H	Charleston Southern	15	13:05 (1)	88-77
2-18-87	H	Wake Forest	11	7:39 (1)	87-71
2-14-87	A	Virginia	10	13:06 (1)	^94-90

OVERCOMING 10-POINT DEFICITS

(Brad Brownell Era)

Date	Site	Opponent	Deficit	Time (Half)	Final
11-23-25	N	Georgia	-10	13:14 (1)	^97-94
11-21-25	N	West Virginia	-11	10:57 (2)	70-67
3-1-25	A	Virginia	-10	17:34 (2)	71-58
11-12-23	N	Davidson	-18	8:45 (1)	68-65
3-2-22	H	Georgia Tech	-13	12:10 (2)	68-65
11-9-21	H	Presbyterian	-11	1:16 (1)	64-53
2-29-20	H	Florida State	-10	19:40 (2)	70-69
1-28-20	H	Syracuse	-10	16:26 (2)	71-70
1-21-20	H	Wake Forest	-10	7:38 (1)	71-68
1-11-20	A	North Carolina	-10	2:08 (2)	^79-76
11-24-19	N	TCU	-15	7:39 (2)	^62-60
2-24-18	H	Georgia Tech	-11	18:09 (2)	75-67
1-28-18	A	Georgia Tech	-12	11:17 (1)	72-70
12-16-17	N	Florida	-12	17:24 (2)	71-69
11-29-17	A	Ohio State	-13	11:43 (1)	79-65
12-31-16	A	Wake Forest	-13	7:01 (2)	73-68
1-13-16	H	Duke	-12	8:18 (1)	68-63
1-24-15	H	Wake Forest	-12	16:35 (2)	59-57
1-11-14	H	Duke	-10	1:16 (1)	72-59
12-3-13	H	SC State	-10	10:44 (1)	65-49
11-21-13	N	Temple	-12	3:38 (1)	72-58
1-29-13	H	Georgia Tech	-10	12:38 (1)	63-60
2-5-11	A	Georgia Tech	-11	9:18 (1)	65-56
1-25-11	H	NC State	-19	6:08 (1)	60-50
12-22-10	A	College of Charleston	-11	15:35 (1)	66-59

^ - Denotes one overtime period

CLEMSON HAS OVERCOME HALFTIME DEFICIT 28 TIMES SINCE 2019-20

- Clemson overcame its first halftime deficit of the year and managed to come back and win the game over West Virginia (11/21).
- The Tigers trailed by seven at the break after a sideline out-of-bounds turnover and a 3-point heave by the Mountaineers.
- Clemson trailed by as many as 11 points in the second half (10:57), but used a run late in the second half to win 70-67.
- The Tigers' second came at home against Mercer. The Tigers trailed by six, but held Mercer to just 24 second half points to win 70-63.
- Clemson trailed by just one at Pittsburgh on Jan. 3 (35-34) but won the second half 39-33 to win 73-68.
- The Tigers trailed by two at halftime to the Cardinal after Stanford hit a buzzer beater to lead 32-30. Clemson came back and won 66-64.

OVERCOMING HALFTIME DEFICITS

(2019-20 to Present)

Date	Site	Half	Opponent	Half Margin	Final
2-4-26	A	30-32	Stanford	-2	66-64
1-3-26	A	34-35	Pittsburgh	-1	73-68
12-13-25	H	33-39	Mercer	-6	70-63
11-21-25	N	25-32	West Virginia	-7	70-67
3-1-25	A	27-37	Virginia	-10	71-58
2-8-25	H	35-41	Duke	-6	77-71
11-25-24	N	24-29	San Francisco	-5	70-55
11-12-23	N	23-28	Davidson	-5	68-65
11-10-23	N	39-42	UAB	-3	77-76
1-28-23	A	33-34	Florida State	-1	82-81
1-21-23	H	26-33	Virginia Tech	-5	26-31
1-14-23	H	30-34	Duke	-4	72-64
1-7-23	A	38-40	Pittsburgh	-2	75-74
1-4-23	A	29-32	Virginia Tech	-3	68-65
12-2-22	H	26-33	Wake Forest	-7	77-57

NOTES

11-29-22	H	29-35	Penn State	-6	101-94 (20T)
3-5-22	H	30-33	Virginia Tech	-3	63-59
3-2-22	H	27-33	Georgia Tech	-6	68-65
11-9-21	H	24-32	Presbyterian	-8	64-53
2-12-21	H	26-30	Georgia Tech	-4	74-72
1-27-21	H	21-22	Louisville	-1	54-50
1-5-21	H	32-39	NC State	-7	74-70 (OT)
1-2-21	A	32-34	Miami (Fla.)	-2	66-65
12-29-20	H	29-34	Florida State	-5	77-67
3-11-20	N	21-23	Miami (Fla.)	-2	69-64
2-29-20	H	32-39	Florida State	-7	70-69
1-28-20	H	33-35	Syracuse	-2	71-70
1-21-20	H	31-37	Wake Forest	-6	71-68
1-11-20	A	29-39	North Carolina	-10	79-76 (OT)
11-24-19	N	23-25	TCU	-2	62-60 (OT)

CLEMSON'S 2026 RECRUITING CLASS

- Head Coach Brad Brownell and his staff added Will Stevens (Huntersville, N.C./Davidson Day), Harris Reynolds (Atlanta, Ga./ St. Pius X Catholic) and Amare James (Marietta, Ga./Wheeler) to the Clemson University men's basketball program. All three signed letters of intent to play for the Tigers beginning in 2026-27.
- "Our staff identified Harris, Will and Amare nearly two years ago and made them a priority for our program. We continued our trend of recruiting really good high school players who will have outstanding careers at Clemson. They all come from great families and have played in winning high school programs. All three are great fits with our Clemson Basketball culture."
- Reynolds is a 6-5, 175-pound four-star guard who ranks as the No. 114 player nationally and sixth-highest rated player in Georgia by 247Sports. On3 ranks Reynolds No. 111.
- "Harris is a combo guard with elite athleticism and great size for his position. He's a smart, hard-working player who just keeps getting better and better. He has the ability to create shots for himself and others and is an exciting player our fans will truly enjoy watching."
- He played just six games as a junior due to injury, but averaged 12.2 points, 2.5 assists and 4.8 rebounds per game. As a sophomore he posted 13.4 points, 1.8 assists and 3.8 rebounds, while shooting nearly 47 percent from the floor and 33 percent from three. He added 35 steals and 15 blocks.
- He chose Clemson over Virginia Tech, Texas A&M, Saint Louis, South Florida and VCU.
- Stevens is a 6-10, 225-pound four-star center who ranks as the top prospect in North Carolina according to On3. He is the third-best prospect in N.C. according to 247sports.
- "Will is a highly skilled post player who will fit very well into our system. I love his ability to shoot, dribble and pass out of the high post. I feel like he will be a matchup problem for opponents as he gains strength throughout his career."
- On the AAU circuit, Stevens averaged 13.0 points and 7.0 rebounds while shooting 40 percent from three. As a junior at Davidson Day, Stevens averaged 11.2 points, 6.0 rebounds, 2.0 assists and 2.0 blocks per game. He shot 55 percent from the field and 40 percent from three. His father played baseball at Presbyterian, while his mother played basketball at Texas Tech.
- He chose Clemson over Vanderbilt, South Carolina and St. Mary's.
- James is a 6-6, 190-pound guard from Marietta Ga. He helped lead Wheeler to a 6A state title in Georgia last season. He averaged 13.0 points per game as a junior at Wheeler last season. He added 4.4 rebounds and 37 total assists, while shooting 41.5 percent from the field, 36.0 percent from three and 77.0 percent from the line.
- James was the team's most improved player from a 29-3 state championship team.
- "Amare is a versatile wing who has the ability to be a two-way player in time. I love his work ethic, and his competitiveness will be a great addition to our team. I'm eager to see how he develops within our program."
- His father played basketball at Evansville from 1996-00 for Jim Crews. Coach Brownell worked for Crews at Evansville in 1991-92. James' mother played tennis at Southern Indiana from 1999-01.

CLEMSON'S STRONG HISTORY OF GEORGIA RECRUITING

- Clemson has a storied history of recruiting the state of Georgia extremely well and Brad Brownell has continued that success during his tenure in Clemson, including this 2026 recruiting class with Harris Reynolds (Atlanta, Ga./St. Pius X Catholic).

- There are three players on the current roster from the state of Georgia: Dillon Hunter (Atlanta, Ga./Westlake), RJ Godfrey (Suwanee, Ga./North Gwinnett) and Zac Foster (Atlanta, Ga./Woodward Academy).
- Below is a chart of all of Clemson's All-ACC players that have hailed from the state of Georgia. Coach Brownell has recruited three of them.

CLEMSON'S ALL-ACC PLAYERS FROM GEORGIA

Years	Player	All-Conference	Games	Points
2021-25	Ian Schieffelin	2nd (2025)	134	1067
2019-25	Chase Hunter	1st (2025)	167	1789
2013-17	Jaron Blossomgame	1st (2016); 3rd (2017)	128	1733
2004-08	Cliff Hammonds	3rd (2008)	134	1465
1991-94	Sharonne Wright	3rd (1993); 2nd (1994)	92	1308
1987-91	Dale Davis	3rd (1989); 1st (1990); 2nd (1991)	121	1650
1983-87	Horace Grant	2nd (1986); 1st (1987)	122	1696
1974-78	Stan Rome	2nd (1977)	109	1365
1973-77	Tree Rollins	2nd (1975-77)	110	1463
1964-67	Randy Mahaffey	2nd (1965); 1st (1967)	72	1171

CLEMSON OPENS SEASON WITH CONSECUTIVE 25+ POINT VICTORIES

- Clemson started the season 3-0 and has won each game by 50, 38 and 27 points, respectively.
- The last time the Tigers began a season with three consecutive 25+ point victories was in 2009-10.
- The only other occurrence in Clemson history was in 1917-18 in a five-game season.

CLEMSON'S CONSECUTIVE 25+ POINT VICTORIES TO START A SEASON

(Bottom opponent represents season opener)

Year	Opponent	Score	Margin
2025-26	Morehead State	83-56	+27
	Gardner-Webb	97-59	+38
	New Hampshire	88-38	+50
2005-06	S.C. State	79-38	+41
	Coppin State	102-71	+31
	Bethune-Cookman	84-55	+29
1917-18	Newberry	64-23	+41
	Wofford	50-22	+28
	Presbyterian	63-22	+41

CLEMSON COMMITTED JUST 14 TURNOVERS IN FIRST THREE GAMES

- Clemson committed just 14 total turnovers in its first three games of the season, including a season-low three against Gardner-Webb in a 97-59 win on Nov. 7.
- That is the lowest amount for the first three games of a season dating back to the 1980-81 season.
- Clemson committed 14 in the first two games in 2012-13 and 16 in 2016-17.

CLEMSON'S FEWEST TURNOVERS IN FIRST THREE GAMES

(Since 1980-81)

Year	Date	Opponent	T.O.	W/L
2025-26	11-11-25	Morehead State	5	W, 83-56
	11-7-25	H-Gardner-Webb	3	W, 97-59
	11-3-25	H-New Hampshire	6	W, 88-38
2012-13	11-22-12	N-Gonzaga	8	L, 49-57
	11-16-12	A-Furman	8	W, 72-55
	11-12-12	H-Presbyterian	6	W, 77-44
2016-17	11-18-16	N-Xavier	12	L, 77-83
	11-17-16	N-Davidson	8	W, 95-78
	11-11-16	H-Georgia	8	W, 74-64

TIGERS TALLY 25 ASSISTS TO JUST THREE TURNOVERS

- In Clemson's 97-59 win over Gardner-Webb, the Tigers totaled 25 assists and committed just three turnovers.
- The 8.33 assist-to-turnover ratio is the third-highest for the program dating back to 1996-97. It is the highest when considering a team with 20 or more assists in the game in that span.
- The Tigers were led by Zac Foster who finished with five assists and zero turnovers against Gardner-Webb.
- All games on the list are games coached by Brad Brownell.

CLEMSON, HIGHEST ASSIST-TURNOVER RATIO IN GAME

(Since 1996-97)

Date	Opponent	Assists	Turnovers	A/T0
2-20-16	A-NC State	16	1	16.00
12-13-16	H-SC State	17	2	8.50
11-7-25	H-Gardner-Webb	25	3	8.33
2-26-25	H-Notre Dame	23	4	5.75
11-14-14	H-Florida A&M	21	5	4.20
2-21-24	A-Georgia Tech	21	5	4.20

- The Tigers have totaled 25 or more assists in three games under Brad Brownell. The chart below lists all games Clemson has collected 25 or more in a game dating back to 1980-81.
- Clemson is 48-5 in games during that span it has posted 25 or more assists and has won its last 24 games (24-0 since 1987).

CLEMSON, GAMES WITH 25+ ASSISTS

(Since 1980-81)

Date	Opponent	Assists	Turnovers	W/L
11-7-25	H-Gardner-Webb	25	3	W, 97-59
11-24-23	H-Alcorn State	26	7	W, 90-69
2-22-23	H-Syracuse	28	7	W, 91-73
12-16-09	A-East Carolina	25	11	W, 80-63
11-12-07	H-Furman	26	16	W, 91-46
12-23-06	H-Western Carolina	25	15	W, 103-60
11-29-06	A-Minnesota	26	18	W, 90-68
11-21-05	H-Coppin State	30	17	W, 102-71
11-19-04	H-Hampton	25	17	W, 98-54
2-13-02	H-Wake Forest	26	16	W, 118-115^^
12-3-94	H-Winthrop	27	10	W, 98-71
11-29-94	H-Charleston Southern	27	13	W, 96-66
12-1-93	A-Charleston Southern	25	35	W, 120-103
12-2-92	H-Liberty	28	15	W, 93-68
11-30-91	H-Morehead State	27	24	W, 114-69
1-16-91	H-Western Carolina	26	14	W, 103-82
12-17-90	H-S.C. State	29	20	W, 103-83
2-12-90	H-NC State	26	23	W, 89-81
1-25-90	H-Georgia Tech	25	16	W, 91-90
12-9-89	H-Radford	29	14	W, 114-76
3-4-89	H-Georgia Tech	26	15	W, 81-79^
1-18-89	H-Youngstown State	31	14	W, 104-74
3-5-88	H-Georgia Tech	25	12	W, 97-94^^
12-29-87	H-Florida International	31	19	W, 98-47
12-15-87	H-Southern Miss	26	24	L, 85-88
2-21-87	A-North Carolina	25	11	L, 80-96
1-24-87	H-Duke	28	21	L, 103-105^
1-12-87	H-Florida International	26	15	W, 108-55
12-29-86	H-Delaware State	28	17	W, 95-42
2-13-86	H-Florida A&M	28	18	W, 96-52
12-2-85	H-Rider	27	16	W, 101-63
11-25-86	H-Maryland-Eastern Shore	28	19	W, 83-57
3-2-85	H-Winthrop	27	11	W, 100-55
1-11-84	H-Georgia Tech	25	20	W, 79-69
1-4-84	H-Saint Francis	36	15	W, 97-63
12-19-83	H-Baylor	31	9	W, 102-52
12-10-83	H-The Citadel	29	23	W, 92-70
11-26-83	H-Wagner	31	21	W, 105-55
3-5-83	H-Illinois-Chicago	27	17	W, 92-88
2-16-83	H-Wake Forest	27	16	L, 82-86
2-5-83	H-Baptist	29	11	W, 81-60
12-15-82	H-Campbell	28	13	W, 76-59
12-11-82	H-Presbyterian	26	16	W, 95-69
12-2-81	H-Austin Peay	29	13	W, 102-53
11-27-81	H-Bowling Green	36	10	W, 109-91
2-28-81	H-Baltimore	31	14	W, 91-69
2-12-81	A-Maryland	27	11	L, 70-72
2-8-81	H-South Carolina	32	8	W, 115-91
2-4-81	A-NC State	26	11	W, 82-76
1-14-81	H-The Citadel	29	12	W, 82-58
12-16-80	H-West Virginia Tech	26	22	W, 124-70
12-13-80	H-Illinois Tech	32	6	W, 108-41
12-3-80	H-Samford	26	29	W, 102-59

^ - signifies one overtime period

SEASON OPENING DOMINANCE

- Clemson has won 40-out-of-41 games (40-1) to open a season,

NOTES

which dates back to the 1985-86 season.

- Head coach Brad Brownell is 15-1 in season openers at Clemson.

BRAD BROWNELL SEASON OPENERS AT CLEMSON (15-1)

Date	Opponent	H/A/N	Score
11-3-25	New Hampshire	H	W, 88-38
11-4-24	Charleston Southern	H	W, 91-64
11-6-23	Winthrop	H	W, 78-56
11-7-22	The Citadel	H	W, 80-69
11-9-21	Presbyterian	H	W, 64-53
11-25-20	Mississippi State	N1	W, 53-42
11-5-19	Virginia Tech	H	L, 60-67
11-6-18	The Citadel	H	W, 100-80
11-10-17	Western Carolina	H	W, 85-57
11-11-16	Georgia	H	W, 74-64
11-13-15	NC Central	H	W, 74-40
11-14-14	Florida A&M	H	W, 86-41
11-8-13	Stetson	H	W, 71-56
11-12-12	Presbyterian	H	W, 77-44
11-11-11	Gardner-Webb	H	W, 65-44
11-13-10	Western Carolina	H	W, 87-64

(N1 - Space Coast Challenge, Melbourne, Fla.)

HISTORIC SEASON OPENER FOR CLEMSON

- Clemson defeated New Hampshire 88-38 on Nov. 3 to open the season.
- The 38 points allowed were the fewest allowed by Clemson in a season opener since Dec. 11, 1946 when it beat Erskine 58-30.
- The 50-point margin of victory was the largest in a season opener since a 105-55 win over Wagner on Nov. 26, 1983.

CLEMSON WHEN ALLOWING 40 OR LESS POINTS

- Clemson has allowed 40 points or less on 12 occasions during Brownell's tenure as head coach.
- The Tigers have accomplished this feat three times during ACC play.
- The 39 points surrendered to the Demon Deacons on Feb. 24, 2021 were the second-fewest they have scored at home in the ACC Era (since 1953).

GAMES CLEMSON HAS ALLOWED LESS THAN 40 POINTS

(Brad Brownell Era)

Date	Opponent	H/A/N	W/L	Score
11-3-25	New Hampshire	H	W	88-38
2-24-21	Wake Forest	A	W	60-39
12-2-20	South Carolina State	H	W	75-38
12-20-19	Jacksonville	H	W	68-39
2-3-18	Wake Forest	H	W	64-37
11-13-15	NC Central	H	W	74-40
12-14-13	Furman	H	W	71-35
11-29-13	Coastal Carolina	H	W	69-40
11-13-13	Delaware State	H	W	58-37
2-21-12	Georgia Tech	A	W	56-37
12-17-11	Winthrop	H	W	60-40
12-17-10	Savannah State	H	W	61-40

CLEMSON BOASTS SCHOOL'S ACTIVE ALL-TIME WINNINGEST COACHES IN FOOTBALL AND MEN'S BASKETBALL

- Clemson is the only Power 4 institution that currently has its all-time winningest coaches leading its football and men's basketball program.
- Head Coach Brad Brownell became the school's all-time winningest coach on Jan. 14, 2020 with a 79-72 win over No. 3 Duke in Littlejohn Coliseum.
- The win gave him the victory to surpass Cliff Ellis as the all-time wins leader in school history.
- Since then, Brownell has won 134 games at Clemson and sits at 312 victories as the head coach of the Tigers.
- Head Coach Dabo Swinney won his 166th career game and passed Head Coach Frank Howard as the all-time wins leader in Clemson history with a 31-23 win over No. 12 Notre Dame.
- Swinney currently has 187 career wins as the head coach of the Tigers.

CLEMSON POSTSEASON SUCCESS SINCE 2018

- The Clemson Tigers are one of 19 teams since 2018 to have gone

to at least four NCAA Tournaments and reached at least two Sweet 16's and one Elite Eight in that time frame.

- The list includes: Alabama, Arkansas, Auburn, **CLEMSON**, Creighton, Duke, Gonzaga, Houston, Kentucky, Michigan, Michigan State, North Carolina, Purdue, San Diego State, Tennessee, Texas Tech, UCLA, UConn, Villanova.

GAMES WITH AT LEAST 40.0 PERCENT 3-POINT SHOOTING

- Below is yearly rundown of games Clemson has shot at least 40 percent on three-point shots, total games played and Clemson's record when shooting at least 40 percent on threes.

GAMES WITH 40.0 PERCENT 3-POINT SHOOTING

Year	40% Games-Total Games	W-L
1986-87	18-31	16-2
1987-88	8-29	4-4
1988-89	10-30	8-2
1989-90	10-35	8-2
1990-91	8-28	4-4
1991-92	14-28	7-7
1992-93	10-30	8-2
1993-94	13-34	10-3
1994-95	11-28	7-4
1995-96	8-29	5-3
1996-97	6-33	6-0
1997-98	11-32	8-3
1998-99	9-35	4-5
1999-00	11-30	4-7
2000-01	7-31	2-5
2001-02	9-30	5-4
2002-03	9-28	6-3
2003-04	6-28	4-2
2004-05	7-32	5-2
2005-06	7-32	6-1
2006-07	11-36	8-3
2007-08	12-34	10-2
2008-09	11-32	9-2
2009-10	13-34	12-1
		166-73

BROWNELL ERA

2010-11	10-34	6-4
2011-12	12-31	8-4
2012-13	9-31	9-0
2013-14	6-36	4-2
2014-15	3-31	3-0
2015-16	8-31	5-3
2016-17	10-33	7-3
2017-18	12-35	12-0
2018-19	8-34	6-2
2019-20	5-31	5-0
2020-21	9-24	6-3
2021-22	15-33	11-4
2022-23	12-33	11-1
2023-24	11-36	11-0
2024-25	15-34	14-1
2025-26	6-26	6-0
		124-27

TOTAL

290-100 (.744)

- Clemson is 124-27 under Brownell when the Tigers make at least 40.0 percent on 3-point shots.
- Additionally, Clemson is 42-2 over the last four seasons when shooting 40.0 percent or better from three.

CLEMSON CONSISTENTLY EXCEEDING PRESEASON EXPECTATIONS

- Clemson was picked to finish fourth in the ACC at the 2024 ACC Tipoff in Charlotte, as voted on by selected media members.
- Fourth is the highest the Tigers have been picked in the preseason media poll since the 2023-24/2008-09 seasons. Clemson was picked fifth those seasons.
- The Tigers were picked to finish fifth in the ACC last season, as voted on by selected media members.
- In 2022-23, the Tigers were picked 11th in the preseason poll, the Tigers finished with a 14-6 mark, the most conference wins in program history, the Tigers finished eight spots ahead of their projected finish.

- Clemson has exceeded the preseason poll projection 12 times in Head Coach Brad Brownell's 15 full seasons leading the program.
- With a 10-6 record in 2020-21, Clemson finished the season in a tie for fifth place in the ACC standings entering games. The Tigers were picked 10th in the preseason vote by the Atlantic Coast Conference Media – a five-place improvement over the preseason prediction.
- Brad Brownell's team had the second-best standing relative to its preseason prediction. Only Virginia Tech was better, standing eight spots ahead of its preseason prediction. Virginia Tech was 11th in the preseason media poll and finished in third.
- This includes a 10-place improvement in 2017-18 when the Tigers were picked 13th in the preseason and finished third.
- That is the all-time record improvement in ACC history from the preseason to the postseason. That team also reached the Sweet 16 of the NCAA Tournament and Brownell was named the National College Coach of the Year by Sports Illustrated.

CLEMSON ACC STANDING RELATIVE TO PRESEASON RANKING UNDER HEAD COACH BRAD BROWNELL

Year	Preseason	Final Record	Rank	+/-
2025-26	7th	--	--	--
2024-25	4th	18-2	T-2nd	+2
2023-24	5th	11-9	5th	E
2022-23	11th	14-6	3rd	+8
2021-22	11th	8-12	10th	+1
2020-21	10th	10-6	5th	+5
2019-20	11th	9-11	8th	+3
2018-19	6th	9-9	9th	-3
2017-18	13th	11-7	3rd	+10
2016-17	11th	6-12	12th	-1
2015-16	12th	10-8	7th	+5
2014-15	11th	8-10	9th	+2
2013-14	14th	10-8	6th	+8
2012-13	8th	5-13	11th	-3
2011-12	7th	8-8	7th	E
2010-11	7th	9-7	4th	+3

BOLD signifies years that Clemson finished at least even with preseason rank.

CLEMSON'S FIVE-STRAIGHT WINS VS. AP TOP 5 OPPONENTS WHILE UNRANKED

- Clemson has won its last five games against AP Top 5 teams, all while unranked.
- Since the poll expanded to 25 teams in 1989-90, nobody else has won five straight vs. AP Top 5 foes all while unranked.
- Taking it a step further, dating back to 1996-97, the longest streak of wins (unranked or not) vs. AP Top 5 teams is eight – Kansas (3-29-03 to 3-3-10).
- The Tigers' streak of five in a row is tied for third-longest in college basketball since 1996-97.

CLEMSON'S LAST FIVE GAMES VS. AP TOP 5 TEAMS

(Games played while unranked)

Date	Opponent	H/A/N	AP (CU/Opp)	Score
2-8-25	Duke	H	NR/2	77-71
12-3-24	Kentucky	H	NR/4	70-66
2-6-24	North Carolina	A	NR/3	80-76
2-15-20	Louisville	H	NR/5	77-62
1-14-20	Duke	H	NR/3	79-72

ALL DIVISION I, MOST CONSECUTIVE WINS VS. AP TOP 5 OPPONENTS SINCE 1996-97

Team	Streak	Start	End
Kansas	8	3-29-03	3-3-10
Kansas	6	1-4-16	2-18-17
Arizona	5	1-29-98	3-9-00
Florida	5	3-6-05	4-2-07
Pittsburgh	5	1-2-10	1-17-11
Louisville	5	2-14-10	3-11-11
Duke	5	2-8-12	3-2-13
Tennessee	5	2-15-22	2-15-23
Clemson	5	1-14-20	2-14-26

NOTES

-- CLEMSON TIGERS IN THE NBA --

HORACE GRANT INDUCTED INTO CHICAGO BULLS RING OF HONOR

• Horace Grant (Sparta, Ga./Hancock Central) was formally inducted into the Chicago Bulls Ring of Honor as part of the 2025 class – the second class in Bulls history.

Grant came to Clemson as a freshman in 1983 and made a name for himself during his final two years in Tigertown. During his senior season, he became the first player in ACC history to lead the league in scoring (21.0 average), rebounding (9.6) and field goal percentage (70.8 percent). In 1987, Grant was named Clemson's first ACC Player of the Year.

"It was an honor," Grant said a year later as a member of the NBA's Chicago Bulls about winning the award. "I think it proved that if you work hard, good things come to you. At the time, it didn't mean a great deal to me. But after the fact, it means a lot because no Clemson player had ever done that."

Grant was a first-round pick of the Chicago Bulls, 10th pick overall of 1987 draft. He was the winner of Clemson's Frank Howard Award and IPTAY Athlete-of-the-Year for 1987. He won three NBA World Championships with the Bulls and was the first former Clemson player to win an NBA World Championship ring. He finished his career with four World Championship Rings, also winning one with the Los Angeles Lakers.

He signed a free-agent contract with Orlando Magic in the summer of 1994, he helped the team to the NBA finals in 1995. Grant was a four-time NBA All-Defensive team (second-team) pick, 1993-96. He was a veteran of 170 career playoff games. He was inducted into the Clemson Hall of Fame in 1999 and the state of South Carolina Athletic Hall of Fame in 2010.

HUNTER TYSON COMPLETES SECOND NBA SEASON WITH NUGGETS, PREPARES FOR YEAR THREE

- Hunter Tyson finished his second NBA season in 2024-25 and played 51 games, including two starts.
- Tyson averaged 2.6 points and 1.5 rebounds mostly off the bench for the Nuggets, who advanced to the Western Conference Semifinals against the Minnesota Timberwolves.
- His first career start came on March 17, 2025 at Golden State. He finished with nine points and seven rebounds in just under 20 minutes of action. He was 4-9 from the field, 1-4 from three and 3-5 at the foul line.
- Hunter Tyson made his NBA debut against the Oklahoma City Thunder on Oct. 29, 2023. Tyson played three minutes and grabbed one rebound.
- Tyson scored his first career NBA points at the Minnesota Timberwolves on November 1. He played a season-high four minutes and finished 1-for-2 from the field with his first basket coming on a dunk. He also added a rebound.
- Hunter Tyson played in 18 games during his rookie season for the Denver Nuggets, averaging 2.7 minutes per contest.
- He scored 20 points, grabbed nine rebounds and totaled two assists and one steal.

HUNTER TYSON DRAFTED 37TH OVERALL BY DENVER NUGGETS IN 2023 NBA DRAFT

- Tyson was selected 37th overall by the Oklahoma City Thunder in the second round of the 2023 NBA Draft on June 22. The pick was made by the Denver Nuggets as part of a previously agreed upon trade.
- Tyson was selected the highest in the NBA Draft by a Tigers since K.J. McDaniels was picked 32nd by the Philadelphia 76ers in 2014. He was the first Tiger selected since Jaron Blossomgame in the 2017 NBA Draft (59th overall).
- Tyson earned his first career All-ACC honor last season and was named to the All-ACC First Team for his performance in 2022-23. Tyson put together a career year this past season season.
- He averaged a team-best 15.3 points and 9.6 rebounds per game while shooting 47.9 percent from the floor, 40.5 percent from three and 83.8 percent at the free throw line. In league play, he was even better. He averaged 16.4 points and 9.9 rebounds while shooting 50.5 percent and 84.3 percent at the charity stripe.
- He was named the 2023 ACC Skip Prosser Scholar-Athlete of the Year for his work on the court and in the classroom.
- Tyson became the 44th player in Clemson history to amass 1,000 career points and has since moved into the top 40 all time. He was

named to the 2023 Naismith Hall of Fame Karl Malone Award Top 10 and the 2023 USBWA Oscar Robertson Trophy Award Midseason Watch List.

- He collected 16 double-doubles which tied him for eighth all-time in Clemson history for a single season with Sharone Wright (1992-93). It is the most in a season since Wright posted 18 in 1993-94.
- Tyson ranked 11th in the nation in double-doubles and is second in the ACC. He's first in defensive rebounding per game (8.26) and second nationally. His 325 rebounds are fourth in the league and 18th nationally.
- The Monroe, N.C. native became just the 17th player in Clemson history to eclipse 1,000 points and 600 rebounds in a career. In Clemson's win over the Wolfpack (Feb. 25), Tyson became the all-time games played leader in Clemson history (136).

PJ HALL TOTALS FIRST CAREER DOUBLE-DOUBLE IN THE NBA

- PJ Hall played 17 minutes in the Charlotte Hornets' home game against the Atlanta Hawks and collected his first double-double as an NBA player.
- Hall finished with 11 points and 10 rebounds, while also tallying one steal. He finished 3-for-7 from the floor and 5-for-5 from the free throw line. Four of his 10 rebounds came on the offensive glass.

PJ HALL EARLY GAME ACTION WITH HORNETS

- PJ Hall had consecutive double figure scoring games on Jan 3 and 5. That included a 13-point performance on 5-for-6 shooting in the Hornets' 27-point win at defending NBA Champion Oklahoma City on Jan. 5.
- Hall saw action in two games to start with the Hornets. Hall played nine minutes at Orlando on Dec. 26 and scored seven points with four rebounds and one steal in a 120-105 win.
- On Monday, Dec. 29, Hall played a career-high 16 minutes and finished with three points and two rebounds in a 123-113 loss to Milwaukee.

PJ HALL SIGNS TWO-WAY CONTRACT WITH CHARLOTTE HORNETS

- December 24, 2025 – Charlotte Hornets President of Basketball Operations Jeff Peterson announced today that the team has signed center PJ Hall to a Two-Way contract.
- Hall averaged 9.2 points, 5.6 rebounds, 1.0 assists and 1.6 blocks in 13.7 minutes per game across five appearances during Charlotte's 2025 Summer League Championship run before signing a Two-Way contract with the Memphis Grizzlies on July 20, 2025. He averaged 1.9 points and 1.3 rebounds per game, making seven appearances with Memphis. Hall's G League player rights were acquired by the Greensboro Swarm on Nov. 20, 2025, and he has averaged 13.7 points (.607 FG%, .258 3P%, .727 FT%), 9.3 rebounds, 2.4 assists and 1.5 blocks in 27.2 minutes per game across 11 outings with the Swarm this season.
- A native of Spartanburg, S.C. and alumnus of Dorman High School in Roebuck, S.C., Hall was a two-time All-ACC selection in four collegiate seasons at Clemson University and was named NCAA Tournament All-Region in 2023-24. He signed a Two-Way contract with the Denver Nuggets on July 10, 2024, and averaged 1.7 points and 1.2 rebounds in 19 appearances as a rookie in 2024-25.
- Hall was an All-ACC First Team selection as a senior after being named to the Third Team as a junior. He was an AP All-American Honorable Mention and was named to the NCAA All-West Region Team, NABC All-District First Team, a finalist for the Kareem Abdul-Jabbar Award (nation's best center) and the Oscar Robertson Trophy All-America Watch List in 2024.
- Hall finished with 659 points this year in 36 games, an 18.3 average per game. He set the school record for points in a season. The existing record was 651 points by Horace Grant in 1986-87 and Bill Yarbrough in 1954-55.
- He posted fourteen 20-point games this season and has scored in double-figures 35 times. Hall totaled seven double-doubles and netted one 30-point game, which was a career high 31 points and 17 rebounds against Georgia Tech (Jan. 16).
- Hall finished fourth in the ACC in scoring with 18.3 points per game, while ranking 15th in rebounding (6.4 per game). He shot at a very high clip this past season, ninth in the league (48.8 percent). Defensively, Hall was fourth in the ACC blocks per game (1.42) and had 51 blocked shots.
- He finished seventh on Clemson's all-time scoring list (1,702 points). He is just the fourth Tiger to amass 1,700 points, 600 rebounds

and 100 blocks in a career (Trevor Booker, Elden Campbell and Dale Davis).

- Hall is seventh in career points (1,702), 15th in scoring average (14.20), 22nd in rebounds (634) and seventh in field goals made (641).
- He finished with five NCAA Tournament games played in his career. He averaged 11.2 points and added 19 rebounds, three assists, two blocks and a steal.

PARKER FOX - PHOENIX SUNS FRONT OFFICE

- Parker Fox (2018-22) spent three seasons as a walk-on for the Tiger basketball team before earning a scholarship his senior season in 2021-22.
- Fox graduated from Clemson and immediately began work as a Basketball Operations intern in the Milwaukee Bucks front office.
- Fox has moved into a role in the Phoenix organization where he began working prior to the 2024 season.

GREG BUCKNER - ASSISTANT COACH, MILWAUKEE BUCKS

- Greg Buckner (1994-98) has served on an NBA coaching staff since 2017. He started as an assistant for the Memphis Grizzlies from 2017-19 and had been with the Cleveland Cavaliers since 2020. While in Cleveland, Buckner was promoted from assistant to associate head coach prior to the 2022 season and served in that role through 2023-24.
- Buckner was hired by the Milwaukee Bucks in the offseason as an assistant coach beginning in 2024-25.
- Buckner enjoyed a long playing career in the NBA: Dallas Mavericks (1999-02, 2006-07), Philadelphia 76ers (2002-04), Denver Nuggets (2004-06), Minnesota Timberwolves (2007-08) and Memphis Grizzlies (2008-09).

-- NO. 1 GUARD JESTIN PORTER --

PORTER NAMED MVP OF CHARLESTON CLASSIC

- Jestin Porter finished with 18 points in the championship game against Georgia and earned MVP honors of the Charleston Classic.
- Porter made a season-high four threes in the game and sparked the Tigers' offense to tie a season high of 97 points in the overtime win.
- Porter scored in double-figures in back-to-back games at the Charleston Classic with 14 and 18 points, respectively.

-- NO. 2 GUARD DILLON HUNTER --

WINNINGEST CLEMSON PLAYERS

- Clemson senior Dillon Hunter has played in 125 games entering Saturday's game against Duke. The Tigers have won 91 of the 124 games he has played, tied for fourth in Clemson history with K.C. Rivers. His brother Chase Hunter holds the record with 110 wins in the record 167 games he played over six years.
- As you can see by the chart below, Hunter needs to play in three more wins this year to reach second place behind his brother.

WINNINGEST CLEMSON PLAYERS IN HISTORY

Rank	Player	Years	W-L
1.	Chase Hunter	2019-25	110-57
2.	Trevor Booker	2006-10	93-41
	David Potter	2006-10	93-41
4.	K.C. Rivers	2005-09	91-43
	Dillon Hunter	2022-26	91-34
6.	Ian Schieffelin	2021-25	90-44
7.	Jeral Grant	2007-11	87-40
8.	Demontez Stitt	2007-11	85-41
	Raymond Sykes	2005-09	85-40

DILLON HUNTER OFFENSIVE IMPROVEMENT

- Dillon Hunter has taken advantage of his increase in playing time this year. He has seen his offensive data improve in just about every area. That is especially the case when it comes to shooting the basketball from everywhere on the court.
- As you can see by the chart below, his career field goal percentage entering this year was 37.9 percentage and is at 44.2 percent this year. In terms of 3-point shooting he has gone from 27.3 percentage to 37.8 and from the foul line he has gone from a 56.2 percent shooter to 75.0 this year.
- Entering this year Hunter scored in double figures in just five of 99 games. He has scored in double figures in eight of the first 26 games



NOTES

this year, including a team-best 15 in the recent win over Mercer and 16 in the win over Georgia.

DILLON HUNTER OFFENSIVE IMPROVEMENT		
Category	First 3 Years	2025-26
Games	99	26
Min/Game	16.18	28.5
DF Scoring Games	5	8
PPG	2.9	7.7
FG%	.379	.442
3Pt FG%	.273	.378
FT%	.562	.750
Ast/Game	1.45	3.00
Ast/T.O. Ratio	2.88	2.60

CLEMSON'S SUCCESS WITH A HEALTHY DILLON HUNTER

- Dillon Hunter has now appeared in more than 100 games for Clemson since he started as a freshman in the 2022-23 season.
- Hunter broke his hand in the ACC quarterfinals last season in a victory over SMU and proved to be a huge loss to Clemson's lineup at the end of the year.
- The Tigers have won 28-of-the-last-34 games that Hunter has appeared. To take it even further, Clemson is 43-11 in its last 54 games with Hunter available and 67-23 dating back to the beginning of the 2023-24 season with a healthy Hunter.

DILLON HUNTER FIRST IN CLEMSON HISTORY IN ASSIST/TURNOVER RATIO

- Dillon Hunter is first in Clemson history in career assist/turnover ratio. The native of Atlanta, Ga has 222 assists and just 80 turnovers in his 123-game career and that 2.78/1 ratio is the best in Clemson history.
- To make the list a player must have at least 100 career assists. Hunter qualified after the Memphis game on December 14 when he had five assists and no turnovers to reach 100 assists for his career.
- In 2024-25 he had 58 assists and just 14 turnovers in 678 minutes.

CLEMSON CAREER LEADERS IN ASSIST/TURNOVER RATIO

Rk	Player	Years	Ast	TO	Ratio
1.	Dillon Hunter	2022-25	222	80	2.78
2.	Grayson Marshall	1984-88	857	347	2.47
3.	Nick Honor	2020-22	132	55	2.40
4.	Marc Campbell	1980-84	364	162	2.25
5.	Andre Young	2008-12	342	163	2.10
6.	Cliff Hammonds	2004-08	473	240	1.97
7.	Lou Richie	1992-94	239	122	1.96
8.	Chris Dobbs	1979-82	325	172	1.889
9.	Edward Scott	1999-03	595	315	1.888
10.	Warren Wallace	1982-85	125	67	1.87

-- NO. 10 FORWARD JAKE WAHLIN --

WAHLIN NETS CAREER HIGHS IN FIELD GOALS AND THREES

- Transfer forward Jake Wahl (Utah) scored a season-high 14 in a win over Morehead State (Nov. 11).
- Wahlin tied his career-high with five made field goals in the game and set a new career-best with four made threes.
- He tied his career-high again with five made field goals in a 77-63 win at Georgia Tech (Jan. 24). He finished with 13 points and eight rebounds. Three of his field goals came from beyond the arc.

-- NO. 11 NICK DAVIDSON --

NICK DAVIDSON SCORES 21 STRAIGHT POINTS IN WIN OVER BOSTON COLLEGE

- Clemson senior Nick Davidson scored 21 points in a row during a 9:28 span in the first half of the Tigers win over Boston College on Jan. 13 at Littlejohn Coliseum. He personally outscored Boston College 21-9, as the Tigers went from down 15-11 to up 32-24 with his heroics.
- Davidson finished the half with 21 points and finished the game with a season-high 25, just one off his collegiate high of 26. He made four 3-point goals during the run, which tied his career high for 3-point shots made in a game.
- Davidson's 21 consecutive points are the most on record for a Clemson player. Clemson media guides have recorded that statistic in its miscellaneous stats report since the 1987-88 season. Since that

year the previous best was 17 in a row by Hunter Tyson vs. NC State at Clemson on December 30, 2022.

- Since 1987-88 Davidson's run was the fifth of 15 points or more.

MOST CONSECUTIVE POINTS SCORED BY CLEMSON PLAUER

(since 1987-88)

Player	Date	Site-Opponent	Points
Nick Davidson	1-13-26	H-Boston College	21
Hunter Tyson	12-30-22	H-NC State	17
Will Solomon	2-12-00	H-Florida State	15
Chey Christie	12-13-03	N1-Georgia	15
Andre Young	1-21-12	H-Georgia Tech	15

N1 - Atlanta, Ga.

DAVIDSON BROTHERS ONE OF 19 SETS OF BROTHERS PLAYING TOGETHER IN 2025-26

- Nick and Blake Davidson are playing together this season.
- The Davidsons are one of 19 sets of brothers nationwide to play on the same team.
- The Davidsons join Trevor and Devin Booker, George and John Coakley, Horace and Harvey Grant, Chase and Dillon Hunter, Eddie and George Krajack and Donnie, Richie, Randy and Tom Mahaffey and Jack and Daniel Nauseef.
- The list below is ordered alphabetically by school.

Dominykas and Dovydas Butka, Campbell
Durrell and Jorden Brooks, Central Michigan
Macon and Houston Emory, Delaware
Cameron and Cayden Boozer, Duke
Isaiah and AJ Brown, Florida
JR and Chase Konieczny, Florida Gulf Coast
George III and BB Washington, Florida Gulf Coast
Cooper and Cole Bowser, Furman
Tomislav and Zvonimir Ivisic
Brennan and Colin Walton, Michigan State
Marley and Micah Curtis, North Dakota
Cade and Chase Courbat, Northern Iowa
Nassim and Hamoudy Mashour, Oakland
Donny and MJ Yeager, Oakland
Adam and Jack Tauer, St. Thomas
Prince and Rolyns Aligbe, Southern Illinois
AJ and Will Hopkins, UT Martin
Cobi and Cooper Campbell, Troy
Demond (coach) and Josiah Parker, Florida Atlantic
Lance (coach) and Levi Beckwith, Maryland-Eastern Shore
Will (coach) and Ryan (coach) Chlebek, Florida Gulf Coast
Ryan (coach) and Reed (coach) Ridder, Mercer

-- NO. 21 GUARD ACE BUCKNER --

HISTORY REPEATS FOR BUCKNER FAMILY

- Ace Buckner had 19 points and seven rebounds to lead Clemson to a 68-61 win over South Carolina on Dec. 16, 2025. It was Buckner's career-high in scoring with 19 points and added seven rebounds to lead Clemson in both categories.
- It marked the first time the same Clemson player led the Tigers in those categories in the same game this year.
- But it was not the first time a member of the Buckner family had led Clemson in scoring with 19 points in a game against the Gamecocks. On December 17, 1996, Ace's dad, Greg Buckner, led the Tigers with 19 points and added eight rebounds in a victory over the Gamecocks in Columbia.
- In fact, Ace's 19 points were the third time a member of the Buckner family scored exactly 19 points in a win over South Carolina. Greg Buckner also had 19 points and 11 rebounds as a freshman in a Clemson victory at South Carolina on December 8, 1994. Greg didn't lead the Tigers in scoring that night, as Devin Gray had 22, but Buckner's 11 rebounds did lead the Tigers.
- With the Clemson victory this year, the Buckner family is now 5-0 against South Carolina when a Buckner is on the court (Ace redshirted 2024-25 and did not play against South Carolina).

ACE BUCKNER SHINES IN CLEMSON DEBUT

- Buckner finished with 18 points, three rebounds, two assists and one blocked shot. Buckner outscored his father, Greg Buckner (1994-98), who posted 10 points, nine assists and five rebounds in his debut

on Nov. 29, 1994 against Charleston Southern.

- He finished 6-for-7 from the floor and 6-for-7 from the free throw line in the game.
- After redshirting, Buckner was ready for the opener against New Hampshire. "I was very excited [to play tonight]," Buckner said postgame. "Last year was long. I was happy to see my guys win and be a part of that."

CLEMSON, MOST POINTS IN DEBUT AS FRESHMAN

(Since 1972-73)

Date	Player	Opponent	Start	Points
11-28-86	Elden Campbell	H-Georgia St.	*	19
11-3-25	Ace Buckner	H-New Hampshire		18
11-30-91	Devin Gray	H-Morehead St.		17
11-29-74	Stan Rome	H-Mississippi	*	16
11-30-91	Sharon Wright	H-Morehead St.	*	14
11-26-95	Tony Christie	H-UNC Asheville		13
11-14-14	Donte Grantham	H-Florida A&M	*	12
11-13-09	Noel Johnson	H-Presbyterian		12
11-12-07	Demontez Stitt	H-Furman	*	12
11-10-06	David Potter	N-Arkansas St.		12
11-19-04	Cliff Hammonds	H-Hampton	*	12
11-28-75	Greg Coles	H-Harvard	*	12

-- NO. 44 FORWARD/CENTER TRENT STEINOUR --

TRENT STEINOUR PLAYS IN FIRST GAME AT CLEMSON

- Trent Steinour made his Clemson debut against New Hampshire on Nov. 3, 2025. He scored two points and grabbed two rebounds in the 88-38 victory.
- Steinour is the grandson of Littlejohn Legend and former Clemson big man Randy Mahaffey who played for the Tigers from 1964-67.
- Mahaffey was one of four to suit up for the Tigers: Tom Mahaffey (1959-62), Donnie Mahaffey (1961-64) and Richie Mahaffey (1966-70).
- Randy was a two-time All-ACC player, earning Second Team honors in 1965 and First Team honors in 1967.
- In 1966-67, Randy's last year at Clemson, he averaged 16.8 points and 9.0 rebounds per game. He was also an All-ACC Tournament team member in 1967.
- Randy was selected 16th overall in the second round of the NBA Draft in 1967 by the Los Angeles Lakers. He later spent his career playing in the ABA for the Kentucky Colonels (1967-68), New York Nets (1968-69) and Carolina Cougars (1969-71). He played 321 total games and scored 11.9 points per contest, while adding 8.0 rebounds per game.

-- ELDEN CAMPBELL (1968-2025) --

FORMER CLEMSON ALL-AMERICAN ELDEN CAMPBELL PASSES

Elden Campbell, Clemson's all-time leading scorer and three-time All-ACC player, died on Monday, December 1. He was 57 years old.

Campbell came to Clemson as a freshman in 1986-87 and helped the Tigers to a 25-6 record and the NCAA tournament as Horace Grant's backup center. As a sophomore he stepped into the starting lineup and averaged a career best 18.8 points per game and was a Third Team All-ACC selection. As a junior in 1988-89 he was a Second Team All-ACC choice and averaged a team-best 17.5 points per game for Clemson's NCAA Tournament team.

As a senior in 1989-90, he teamed with Dale Davis to give Clemson one of the top frontcourt combinations in college basketball. Both were named honorable mention All-American by the Associated Press, the only time Clemson has had two All-Americans on the same team.

Campbell led the 1989-90 Tigers in scoring with a 16.4 average. Clemson won the ACC regular season championship for the only time in school history, finished with a 26-9 record and advanced to the Sweet 16 of the NCAA Tournament.

Campbell finished his Clemson career with 1,880 points, a record that still stands 35 years after he played his last game. He is still first in career made field goals (754), tied for first in career double figure scoring games (97), second in blocked shots (334), third in 20-point scoring games (34), seventh in made free throws (369) and eighth in career rebounds (836).

"I am deeply saddened to learn of Elden Campbell's passing," said Cliff Ellis, Campbell's head coach at Clemson. "Elden was a great player for four years, especially in 1989-90 when he was a major reason we

NOTES

won Clemson's only ACC regular season championship. He went on to a 15-year career in the NBA and won a World Championship."

"But most of all, Elden was an outstanding, giving person. This is a sad day for the Clemson family. Elden loved Clemson, he came back and supported the program after he retired. He exemplified what Clemson was all about."

Campbell was the first-round draft choice, the 27th overall selection, of the Los Angeles Lakers in the 1990 NBA draft. He played for the Lakers for nine years and is still third in Lakers history in blocked shots, trailing only Kareem Abdul-Jabbar and Shaquille O'Neal. He played in the NBA Finals for the Lakers against the Bulls his rookie year.

Campbell went on to play 15 total seasons in the NBA. He played four years with the Charlotte Hornets, then played for the Detroit Pistons for two seasons, including the Pistons World Championship team of 2003-04. Campbell retired at the end of the 2004-05 season. He finished with 10,805 points and 6,116 rebounds and 1,602 blocked shots.



Major: Parks, Recreation and Tourism Management ... Son of Rhonda and Randall Godfrey ... Sibling, Grant ... His father Randall played football at Georgia and was roommates with Brice Hunter (Dillon's father) ... originally recruited by Brad Brownell and Clemson, Godfrey spent 2022-24 playing for the Tigers ... brother, Grant is an outside linebacker for Kentucky's football team.

RJ GODFREY 2025-26 GAME STATS																					
Opponent	Date	GS	Min.	Field Goals		3-PT			Rebounds					PF	FO	A	TO	Blk	Stl	Pts.	
				FG	Pct.	FG	Pct.	FT	Pct.	OR	DR	TOT									
NEW HAMPSHIRE	11/3/25	*	22	4-6	.667	0-1	.000	1-2	.500	1	8	9	1	0	3	2	0	0	9		
GARDNER-WEBB	11/7/25	*	23	5-5	1.000	0-0	.000	3-3	1.000	0	6	6	2	0	3	0	1	2	13		
MOREHEAD STATE	11/11/25	*	28	5-8	.625	0-0	.000	3-4	.750	7	4	11	4	0	3	0	0	2	13		
at Georgetown	11/15/25	*	12	1-3	.333	0-0	.000	1-2	.500	1	0	1	3	0	0	0	0	0	3		
NORTH ALABAMA	11/17/25		29	6-8	.750	0-1	.000	4-4	1.000	2	4	6	3	0	3	0	2	1	16		
vs. West Virginia	11/21/25		28	6-8	.750	0-0	.000	2-3	.667	3	3	6	1	0	3	1	3	0	14		
vs. Georgia	11/23/25	*	24	4-6	.667	0-0	.000	4-6	.667	4	3	7	4	0	2	2	0	1	12		
ALABAMA A&M	11/28/25	*	20	4-7	.571	0-0	.000	2-2	1.000	3	5	8	2	0	1	2	0	0	10		
at Alabama	12/3/25	*	33	6-10	.600	0-0	.000	7-9	.778	1	3	4	2	0	3	3	1	1	19		
vs. BYU	12/9/25		24	5-7	.714	0-0	.000	3-3	1.000	4	1	5	3	0	2	0	1	0	13		
MERCER	12/13/25	*	25	4-6	.667	0-0	.000	1-3	.333	0	8	8	2	0	1	2	0	1	9		
SOUTH CAROLINA	12/16/25	*	13	2-6	.333	0-0	.000	2-2	1.000	0	3	3	4	0	0	2	1	0	6		
vs. Cincinnati	12/21/25	*	25	5-10	.500	0-1	.000	0-1	.000	0	1	1	4	0	1	3	0	1	10		
at Syracuse	12/31/25	*	29	7-9	.778	0-1	.000	0-1	.000	1	3	4	4	0	2	2	1	1	14		
at Pittsburgh	1/3/26	*	28	5-7	.714	0-0	.000	4-7	.571	1	2	3	2	0	1	0	0	0	14		
SMU	1/7/26	*	26	6-7	.857	1-1	1.000	4-7	.571	1	5	6	4	0	1	1	0	0	17		
at Notre Dame	1/10/26	*	32	6-8	.750	0-0	.000	4-6	.667	2	1	3	1	0	2	0	0	1	16		
BOSTON COLLEGE	1/13/26	*	14	2-5	.400	0-0	.000	6-10	.600	3	5	8	5	0	0	3	0	0	10		
MIAMI (FLA.)	1/17/26	*	28	4-8	.500	0-1	.000	2-2	1.000	0	3	3	3	0	1	4	1	2	10		
NC STATE	1/20/26	*	38	7-9	.778	0-0	.000	2-5	.400	2	5	7	2	0	1	0	0	0	16		
at Georgia Tech	1/24/26	*	18	4-7	.571	0-1	.000	1-1	1.000	1	3	4	4	0	2	0	0	2	9		
PITTSBURGH	1/31/26	*	24	3-5	.600	0-0	.000	4-6	.667	0	3	3	3	0	0	3	0	0	10		
at Stanford	2/4/26	*	12	3-4	.750	0-0	.000	3-6	.500	1	0	1	4	0	0	3	0	0	9		
at California	2/7/26	*	23	6-8	.750	0-0	.000	1-4	.250	1	4	5	1	0	0	1	1	1	13		
VIRGINIA TECH	2/11/26	*	27	3-7	.429	0-0	.000	0-1	.000	0	5	5	3	0	2	1	0	0	6		
at Duke	2/14/26	*	31	4-10	.400	0-0	.000	2-2	1.000	1	7	8	4	0	1	3	2	1	10		
at Wake Forest	2/18/26																				
FLORIDA STATE	2/21/26																				
LOUISVILLE	2/28/26																				
at North Carolina	3/3/26																				
GEORGIA TECH	3/7/26																				
Totals																					

GODFREY SEASON HIGHS			
PTS	19	at Alabama (12/3/25)	
FG	7	2x, last vs. NC State (1/20/26)	
3FG	1	vs. SMU (1/7/26)	
FT	7	at Alabama (12/3/25)	
OR	7	vs. Morehead State (11/11/25)	
DR	8	2x, last vs. Mercer (12/13/25)	
TR	11	vs. Morehead State (11/11/25)	
AST	3	6x, last at Alabama (12/3/25)	
STL	2	4x, last at Georgia Tech (1/24/26)	
BLK	3	vs. West Virginia (11/21/25)	
MIN	38	vs. NC State (1/20/26)	
GODFREY CAREER HIGHS			
PTS	21	vs. North Florida (11/12/24)	
FG	8	2x, last vs. North Florida (11/12/24)	
3FG	2	at Virginia Tech (1/4/23)	
FT	7	at Alabama (12/3/25)	
OR	7	vs. Morehead State (11/11/25)	
DR	8	3x, last vs. Mercer (12/13/25)	
TR	12	vs. North Florida (11/12/24)	
AST	3	12x, last at Alabama (12/3/25)	
STL	2	10x, last vs. Miami (1/17/26)	
BLK	4	vs. Boise State (11/19/23)	
MIN	38	vs. NC State (1/20/26)	

RJ GODFREY CAREER STATS																									
Year	Team	Field Goals						3-PT			Rebounds														
		GP	GS	Min.	FG	FGA	Pct.	FG	FGA	Pct.	FT	FTA	Pct.	OR	DR	TOT	Avg.	PF	DQ	A	TO	Blk	Stl	Pts.	Avg.
2022-23	Clemson	33	1	310	43	72	.597	3	9	.333	17	26	.654	22	47	69	2.1	50	1	11	25	17	8	106	3.2
2023-24	Clemson	36	0	557	92	155	.594	3	7	.429	32	51	.627	33	88	121	3.4	80	2	28	33	22	17	219	6.1
2024-25	Georgia	33	33	641	83	156	.532	0	11	.000	44	72	.611	42	85	127	3.8	98	3	33	51	19	20	210	6.4
2025-26	Clemson	26	23	634	117	184	.636	1	7	.143	66	102	.647	40	95	135	5.2	75	1	38	38	14	17	301	11.6
TOTAL AT CLEMSON		95	24	1501	252	411	.613	7	23	.304	115	179	.642	95	230	325	3.4	205	4	77	96	53	42	626	6.6
TOTAL		128	57	2143	335	567	.591	7	34	.206	159	251	.633	137	315	452	3.5	303	7	110	147	72	62	836	6.5

Major: Athletic Leadership ... Son of Antoinette and Jessie Porter ... Siblings, Jessie and Jessica ... Played at Tyler Junior College prior to joining Middle Tennessee State ... Second Team All-CUSA Honors in 2023-24 and 2024-25 ... Named 2023-24 NABC Second Team All-District ... Two-time CUSA Player of the Week in 2023-24.

JESTIN PORTER'S 2025-26 GAME STATS																				
Opponent	Date	GS	Min.	Field Goals		3-PT		FT	Pct.	Rebounds				PF	FO	A	TO	Blk	Stl	Pts.
				FG	Pct.	FG	Pct.			OR	DR	TOT								
NEW HAMPSHIRE	11/3/25	*	19	1-5	.200	1-3	.333	5-7	.714	2	3	5	0	0	3	1	0	0	8	
GARDNER-WEBB	11/7/25	*	17	3-11	.273	3-8	.375	0-0	.000	3	2	5	0	0	3	0	0	0	9	
MOREHEAD STATE	11/11/25	*	15	3-7	.429	2-6	.333	1-2	.500	0	0	0	1	0	1	0	0	1	9	
at Georgetown	11/15/25	*	16	2-9	.222	2-6	.333	2-2	1.000	1	1	2	1	0	1	1	0	0	8	
NORTH ALABAMA	11/17/25		20	2-9	.222	1-6	.167	3-5	.600	1	0	1	1	0	1	1	0	1	8	
vs. West Virginia	11/21/25	*	27	4-9	.444	2-4	.500	4-4	1.000	0	1	1	2	0	0	0	0	2	14	
vs. Georgia	11/23/25	*	40	7-14	.500	4-9	.444	0-1	.000	1	1	2	2	0	0	0	0	1	18	
ALABAMA A&M	11/28/25	*	20	4-10	.400	2-6	.333	4-5	.800	0	2	2	0	0	1	2	0	1	14	
at Alabama	12/3/25	*	16	2-7	.286	0-3	.000	0-0	.000	1	0	1	2	0	1	0	0	0	4	
vs. BYU	12/9/25	*	33	5-12	.417	5-9	.556	2-2	1.000	2	2	4	2	0	4	1	0	1	17	
MERCER	12/13/25	*	27	3-8	.375	2-5	.400	2-2	1.000	1	1	2	2	0	2	1	0	2	10	
SOUTH CAROLINA	12/16/25	*	20	2-6	.333	1-2	.500	1-2	.500	0	1	1	1	0	0	0	0	1	6	
vs. Cincinnati	12/21/25	*	31	3-6	.500	3-5	.600	2-2	1.000	0	2	2	1	0	2	3	1	1	11	
at Syracuse	12/31/25	*	29	4-8	.500	1-3	.333	0-0	.000	0	1	1	1	0	1	0	0	1	9	
at Pittsburgh	1/3/26	*	28	8-12	.667	3-6	.500	2-2	1.000	0	2	2	3	0	0	4	0	1	21	
SMU	1/7/26	*	34	2-12	.167	1-9	.111	2-2	1.000	0	1	1	2	0	3	3	1	4	7	
at Notre Dame	1/10/26	*	32	9-14	.643	2-6	.333	6-6	1.000	0	0	0	1	0	2	0	0	5	26	
BOSTON COLLEGE	1/13/26	*	30	2-9	.222	1-4	.250	0-0	.000	0	2	2	0	0	1	0	1	2	5	
MIAMI (FLA.)	1/17/26	*	33	5-10	.500	1-3	.333	0-1	.000	0	1	1	2	0	2	0	0	3	11	
NC STATE	1/20/26	*	38	3-13	.231	3-8	.375	0-0	.000	1	3	4	1	0	0	1	0	1	9	
at Georgia Tech	1/24/26	*	31	3-9	.333	2-8	.250	0-0	.000	0	1	1	2	0	3	1	1	2	8	
PITTSBURGH	1/31/26	*	32	2-6	.333	1-3	.333	0-0	.000	1	1	2	1	0	2	0	1	0	5	
at Stanford	2/4/26	*	35	2-10	.200	2-5	.400	2-2	1.000	0	4	4	3	0	0	1	0	0	8	
at California	2/7/26	*	35	2-6	.333	2-5	.400	1-2	.500	1	0	1	2	0	2	1	0	1	7	
VIRGINIA TECH	2/11/26	*	33	1-8	.125	1-4	.250	2-2	1.000	1	0	1	0	0	0	0	0	1	5	
at Duke	2/14/26	*	31	2-8	.250	0-6	.000	0-0	.000	0	1	1	0	0	0	0	1	2	4	
at Wake Forest	2/18/26																			
FLORIDA STATE	2/21/26																			
LOUISVILLE	2/28/26																			
at North Carolina	3/3/26																			
GEORGIA TECH	3/7/26																			
Totals																				

PORTER SEASON HIGHS				
PTS	26	at Notre Dame	(1/10/26)	
FG	9	at Notre Dame	(1/10/26)	
3FG	5	vs. BYU	(12/9/25)	
FT	6	at Notre Dame	(1/10/26)	
OR	3	vs. Gardner-Webb	(11/7/25)	
DR	3	2x, last vs. NC State	(1/20/26)	
TR	5	2x, last vs. vs. Gardner-Webb	(11/7/25)	
AST	4	vs. BYU	(12/9/25)	
STL	5	at Notre Dame	(1/10/26)	
BLK	1	5x, last at Duke	(2/14/26)	
MIN	40	vs. Georgia	(11/23/25)	
PORTER CAREER HIGHS				
PTS	41	vs. UTEP	(2/17/24)	
FG	11	2x, last vs. UTEP	(2/17/24)	
3FG	8	2x, last vs. UTEP	(2/17/24)	
FT	11	vs. UTEP	(2/17/24)	
OR	3	3x, last at Western Kentucky	(2/15/25)	
DR	8	vs. Florida International	(1/27/24)	
TR	9	2x, last at Western Kentucky	(2/15/25)	
AST	4	6x, last vs. New Mexico State	(2/25/24)	
STL	5	at Notre Dame	(1/10/26)	
BLK	2	3x, last vs. Kennesaw State	(1/9/25)	
MIN	51	vs. Chattanooga	(3/18/25)	

JESTIN PORTER CAREER STATS																									
Year	Team	GP	GS	Min.	Field Goals			3-PT			FT	FTA	Pct.	OR	Rebounds			PF	DQ	A	TO	Blk	Stl	Pts.	Avg.
					FG	FGA	Pct.	FG	FGA	Pct.					DR	TOT	Avg.								
2022-23*	Middle Tennessee St.	33	5	509	71	168	.423	21	64	.328	32	43	.744	13	34	47	1.4	43	0	23	42	4	9	195	5.9
2023-24*	Middle Tennessee St.	33	33	1051	164	411	.399	61	181	.337	69	89	.775	26	84	110	3.3	64	1	60	71	6	32	458	13.9
2024-25*	Middle Tennessee St.	34	34	1147	176	428	.411	84	231	.364	74	90	.822	25	72	97	2.9	55	1	42	57	6	38	510	15.0
2025-26	Clemson	26	25	721	86	238	.361	48	142	.338	41	51	.804	16	33	49	1.9	33	0	35	21	6	34	261	10.0
TOTAL		126	97	3428	497	1245	.399	214	618	.346	216	273	.791	80	223	303	2.4	195	2	160	191	22	113	1424	11.3

Major: Parks, Recreation and Tourism Management ... Son of Brandi Lewis ... Younger brother of former Tiger Chase Hunter and Jaden Hunter ... Chose Clemson over Baylor, Auburn, Florida State, Kentucky, Georgia and Georgia Tech ... Ranked No. 64 in the ESPN Top 100 and rated a 4-star prospect ... Started career-high nine games last season ... Leads Clemson in career assist-turnover ratio (161-57; 2.82/game).

DILLON HUNTER 2025-26 GAME STATS																			
Opponent	Date	GS	Min.	Field Goals			3-PT			Rebounds									
				FG	Pct.	FG	Pct.	FT	Pct.	OR	DR	TOT	PF	FO	A	TO	Blk	Stl	Pts.
NEW HAMPSHIRE	11/3/25	*	20	2-7	.286	1-5	.200	2-2	1.000	0	0	0	0	0	1	0	0	0	7
GARDNER-WEBB	11/7/25	*	21	3-7	.429	1-4	.250	0-0	.000	0	4	4	3	0	2	0	0	2	7
MOREHEAD STATE	11/11/25	*	25	2-7	.286	1-3	.333	0-0	.000	2	2	4	0	0	4	0	0	0	5
at Georgetown	11/15/25	*	26	3-7	.429	2-3	.667	0-0	.000	1	5	6	2	0	3	2	0	1	8
NORTH ALABAMA	11/17/25	*	20	2-7	.286	2-4	.500	0-0	.000	0	0	0	0	0	2	2	0	1	6
vs. West Virginia	11/21/25	*	29	5-8	.625	1-3	.333	2-3	.667	0	3	3	2	0	4	0	0	2	13
vs. Georgia	11/23/25	*	35	4-6	.667	2-2	1.000	6-6	1.000	3	4	7	4	0	1	3	0	2	16
ALABAMA A&M	11/28/25	*	20	3-5	.600	1-1	1.000	1-1	1.000	1	2	3	1	0	3	0	0	1	8
at Alabama	12/3/25	*	33	5-7	.714	0-1	.000	3-5	.600	0	5	5	3	0	4	0	0	2	13
vs. BYU	12/9/25	*	24	3-4	.750	1-1	1.000	0-0	.000	1	2	3	2	0	0	2	0	2	7
MERCER	12/13/25	*	30	4-7	.571	2-4	.500	5-5	1.000	0	2	2	1	0	2	2	0	1	15
SOUTH CAROLINA	12/16/25	*	33	3-6	.500	0-1	.000	0-0	.000	0	3	3	3	0	6	1	0	1	6
vs. Cincinnati	12/21/25	*	34	2-5	.400	1-1	1.000	5-6	.833	0	7	7	2	0	4	2	0	0	10
at Syracuse	12/31/25	*	21	4-5	.800	2-2	1.000	0-0	.000	0	2	2	4	0	1	2	0	0	10
at Pittsburgh	1/3/26	*	33	1-6	.167	0-4	.000	2-3	.667	1	4	5	0	0	4	2	0	1	4
SMU	1/7/26	*	35	3-8	.375	2-7	.286	2-2	1.000	1	2	3	3	0	4	1	0	0	10
at Notre Dame	1/10/26	*	31	3-5	.600	1-2	.500	0-0	.000	0	7	7	1	0	3	1	0	0	7
BOSTON COLLEGE	1/13/26	*	35	4-5	.800	1-2	.500	0-1	.000	1	6	7	2	0	5	1	0	0	9
MIAMI (FLA.)	1/17/26	*	34	3-6	.500	1-3	.333	0-0	.000	1	4	5	1	0	7	2	0	4	7
NC STATE	1/20/26	*	38	2-9	.222	2-8	.250	1-2	.500	0	1	1	4	0	5	3	0	1	7
at Georgia Tech	1/24/26	*	34	4-8	.500	2-3	.667	2-4	.500	0	5	5	1	0	0	0	0	0	12
PITTSBURGH	1/31/26	*	30	2-7	.286	1-5	.200	0-0	.000	1	5	6	1	0	3	0	1	1	5
at Stanford	2/4/26	*	27	1-4	.250	0-1	.000	0-0	.000	0	5	5	3	0	4	2	0	0	2
at California	2/7/26	*	16	0-1	.000	0-0	.000	0-0	.000	0	2	2	3	0	3	0	0	0	0
VIRGINIA TECH	2/11/26	*	30	0-5	.000	0-1	.000	1-2	.500	2	3	5	3	0	1	1	0	2	1
at Duke	2/14/26	*	27	1-4	.250	1-3	.333	1-2	.500	0	5	5	0	0	2	1	0	1	4
at Wake Forest	2/18/26																		
FLORIDA STATE	2/21/26																		
LOUISVILLE	2/28/26																		
at North Carolina	3/3/26																		
GEORGIA TECH	3/7/26																		
Totals																			

HUNTER SEASON HIGHS		
PTS	16	vs. Georgia (11/23/25)
FG	5	2x, last at Alabama (12/3/25)
3FG	2	7x, last at Georgia Tech (1/24/26)
FT	6	vs. Georgia (11/23/25)
OR	3	vs. Georgia (11/23/25)
DR	7	vs. Cincinnati (12/21/25)
TR	7	4x, last vs. Boston College (1/13/26)
AST	7	vs. Miami (1/17/26)
STL	4	vs. Miami (1/17/26)
BLK	--	
MIN	35	vs. Georgia (11/23/25)
HUNTER CAREER HIGHS		
PTS	17	at Florida State (2/15/25)
FG	7	at Florida State (2/15/25)
3FG	3	2x, last at Florida State (2/15/25)
FT	6	vs. Georgia (11/23/25)
OR	3	vs. Georgia (11/23/25)
DR	5	3x, last at Alabama (12/3/25)
TR	7	3x, last at Notre Dame (1/10/26)
AST	7	2x, last vs. Miami (1/17/26)
STL	6	vs. Stanford (1/1/25)
BLK	2	at Boston College (3/5/25)
MIN	38	2x, last vs. NC State (1/20/26)

DILLON HUNTER CAREER STATS																								
Year	Team	GP	GS	Min.	Field Goals			3-PT			Rebounds										PF	DQ	A	TO
					FG	FGA	Pct.	FG	FGA	Pct.	FT	FTA	Pct.	OR	DR	TOT	Avg.	PF	DQ	A				
2022-23	Clemson	33	3	395	17	57	.298	3	20	.150	9	15	.600	5	35	40	1.2	34	0	40	22	1	14	46
2023-24	Clemson	36	1	530	33	84	.393	9	35	.257	8	19	.421	7	51	58	1.6	42	1	46	14	2	15	83
2024-25	Clemson	30	9	678	57	141	.404	24	77	.312	24	39	.615	13	63	76	2.1	65	1	58	14	4	27	162
2025-26	Clemson	26	26	740	69	156	.442	28	74	.378	33	44	.750	15	90	105	4.0	49	0	78	30	1	25	199
TOTAL		125	39	2343	176	438	.402	64	206	.311	74	117	.632	40	239	279	2.2	190	2	222	80	8	81	490

Major: Pre-Business ... Chose Clemson over Iowa and West Virginia ... No. 2 ranked recruit in Minnesota's 2025 class ... Ranked No. 1 overall in the state of Minnesota according to PrepHoops ... was a dual-sport athlete, starring in basketball and football as a quarterback ... Named Minnesota Mr. Basketball after leading Alexandria to its first-ever state title and claiming the Class 3A crown.

CHASE THOMPSON 2025-26 GAME STATS																			
Opponent	Date	GS	Min.	Field Goals			3-PT			Rebounds									
				FG	Pct.	FT	Pct.	OR	DR	TOT	PF	FO	A	TO	Blk	Stl	Pts.		
NEW HAMPSHIRE	11/3/25	18	0-0	.000	0-0	.000	0-0	.000	0	3	3	1	0	0	0	0	0		
GARDNER-WEBB	11/7/25	18	1-3	.333	1-2	.500	2-4	.500	1	1	2	1	0	3	0	1	2	5	
MOREHEAD STATE	11/11/25	14	3-5	.600	0-0	.000	0-0	.000	0	0	0	1	0	2	1	0	0	6	
at Georgetown	11/15/25	10	1-1	1.000	0-0	.000	1-2	.500	0	1	1	0	0	0	0	0	1	3	
NORTH ALABAMA	11/17/25	7	0-2	.000	0-1	.000	0-0	.000	1	1	2	0	0	1	0	1	0	0	
vs. West Virginia	11/21/25	6	0-0	.000	0-0	.000	0-0	.000	0	1	1	2	0	0	1	0	0	0	
vs. Georgia	11/23/25	2	0-0	.000	0-0	.000	0-0	.000	0	0	0	1	0	0	0	0	0	0	
ALABAMA A&M	11/28/25	18	3-4	.750	1-2	.500	0-0	.000	1	4	5	2	0	1	0	0	0	7	
at Alabama	12/3/25	1	0-1	.000	0-1	.000	1-2	.500	0	0	0	1	0	0	0	0	0	1	
vs. BYU	12/9/25	11	0-1	.000	0-1	.000	0-0	.000	0	2	2	0	0	0	0	0	0	0	
MERCER	12/13/25	8	1-3	.333	1-3	.333	0-0	.000	1	0	1	0	0	0	0	0	0	3	
SOUTH CAROLINA	12/16/25	14	1-1	1.000	1-1	1.000	0-0	.000	1	1	2	0	0	0	0	0	0	3	
vs. Cincinnati	12/21/25	7	0-0	.000	0-0	.000	0-0	.000	0	0	0	0	0	1	0	0	0	0	
at Syracuse	12/31/25	4	0-0	.000	0-0	.000	0-0	.000	0	0	0	0	0	0	1	0	0	0	
at Pittsburgh	1/3/26	4	0-0	.000	0-0	.000	0-0	.000	0	0	0	1	0	0	1	0	0	0	
SMU	1/7/26	13	3-3	1.000	1-1	1.000	0-0	.000	0	1	1	0	0	0	1	0	0	7	
at Notre Dame	1/10/26	7	0-2	.000	0-2	.000	0-0	.000	0	0	0	0	0	0	0	0	0	0	
BOSTON COLLEGE	1/13/26	9	0-2	.000	0-1	.000	0-0	.000	1	0	1	0	0	0	2	0	0	0	
MIAMI (FLA.)	1/17/26	2	0-0	.000	0-0	.000	0-0	.000	0	0	0	0	0	0	0	0	0	0	
NC STATE	1/20/26	4	0-1	.000	0-1	.000	0-0	.000	0	0	0	0	0	0	0	0	0	0	
at Georgia Tech	1/24/26	4	0-0	.000	0-0	.000	0-0	.000	0	0	0	0	0	0	0	0	0	0	
PITTSBURGH	1/31/26	7	0-0	.000	0-0	.000	2-2	1.000	0	2	2	0	0	0	0	0	0	1	2
at Stanford	2/4/26	18	4-5	.800	1-1	1.000	1-1	1.000	1	2	3	0	0	1	1	0	0	10	
at California	2/7/26	12	1-2	.500	0-1	.000	1-2	.500	1	2	3	1	0	0	0	1	1	3	
VIRGINIA TECH	2/11/26	6	1-2	.500	1-1	1.000	0-0	.000	0	0	0	0	0	0	0	0	0	3	
at Duke	2/14/26	7	0-0	.000	0-0	.000	0-0	.000	0	0	0	0	0	0	0	0	0	0	
at Wake Forest	2/18/26																		
FLORIDA STATE	2/21/26																		
LOUISVILLE	2/28/26																		
at North Carolina	3/3/26																		
GEORGIA TECH	3/7/26																		
Totals																			

THOMPSON SEASON HIGHS									
PTS	10								at Stanford (2/4/26)
FG	4								at Stanford (2/4/26)
3FG	1	7x, last vs. Virginia Tech (2/11/26)							
FT	2								vs. Gardner-Webb (11/7/25)
OR	1	8x, last at California (2/7/26)							
DR	4								vs. Alabama A&M (11/28/25)
TR	5								vs. Alabama A&M (11/28/25)
AST	3								vs. Gardner-Webb (11/7/25)
STL	2								vs. Gardner-Webb (11/7/25)
BLK	1	3x, last at California (2/7/26)							
MIN	18								4x, last at Stanford (2/4/26)

THOMPSON CAREER HIGHS									
PTS	10								at Stanford (2/4/26)
FG	4								at Stanford (2/4/26)
3FG	1	7x, last vs. Virginia Tech (2/11/26)							
FT	2								vs. Gardner-Webb (11/7/25)
OR	1	8x, last at California (2/7/26)							
DR	4								vs. Alabama A&M (11/28/25)
TR	5								vs. Alabama A&M (11/28/25)
AST	3								vs. Gardner-Webb (11/7/25)
STL	2								vs. Gardner-Webb (11/7/25)
BLK	1	3x, last at California (2/7/26)							
MIN	18								4x, last at Stanford (2/4/26)

CHASE THOMPSON CAREER STATS																									
Year	Team	Field Goals						3-PT			Rebounds														
		GP	GS	Min.	FG	FGA	Pct.	FG	FGA	Pct.	FT	FTA	Pct.	OR	DR	TOT	Avg.	PF	DQ	A	TO	Blk	Stl	Pts.	Avg.
2025-26	Clemson	26	0	231	19	38	.500	7	19	.368	8	13	.615	8	21	29	1.1	11	0	8	9	3	5	53	2.0
TOTAL		26	0	231	19	38	.500	7	19	.368	8	13	.615	8	21	29	1.1	11	0	8	9	3	5	53	2.0

Major: Communication ... Full name is Efrem Johnson, his nickname is Butta – given to him by his uncle when he was born ... Appeared in a career-high 37 games and made 21 starts ... averaged 8.8 points, 2.1 rebounds and 1.8 assists in 2024-25, including 14 double-digit scoring games and three 20-point games ... Career-high 24 points at Rice (2/19/25) ... Averaged career-high 11.2 points per game in 2023-24 and led team with 56 3-pointers.

BUTTA JOHNSON 2025-26 GAME STATS																				
Opponent	Date	GS	Field Goals			3-PT			FT	Pct.	Rebounds			PF	FO	A	TO	Blk	Stl	Pts.
			FG	Pct.	FG	Pct.	OR	DR			TOT									
NEW HAMPSHIRE	11/3/25		17	1-3	.333	1-2	.500	2-2	1.000	0	1	1	1	0	0	0	0	0	1	5
GARDNER-WEBB	11/7/25		20	3-7	.429	1-5	.200	0-0	.000	1	0	1	0	0	2	0	0	0	0	7
MOREHEAD STATE	11/11/25		10	1-4	.250	1-3	.333	0-0	.000	0	1	1	1	0	0	0	1	0	3	3
at Georgetown	11/15/25		10	0-2	.000	0-2	.000	0-0	.000	0	1	1	0	0	0	0	0	0	0	0
NORTH ALABAMA	11/17/25		9	0-0	.000	0-0	.000	0-0	.000	1	1	2	2	0	0	0	0	0	0	0
vs. West Virginia	11/21/25		22	3-5	.600	2-4	.500	3-3	1.000	0	2	2	0	0	0	0	0	0	1	11
vs. Georgia	11/23/25		23	4-8	.500	1-3	.333	4-4	1.000	0	1	1	0	0	1	0	0	0	0	13
ALABAMA A&M	11/28/25		21	4-7	.571	1-4	.250	0-0	.000	0	4	4	1	0	3	0	0	3	9	9
at Alabama	12/3/25		24	2-7	.286	2-6	.333	2-2	1.000	3	2	5	1	0	0	1	0	0	0	8
vs. BYU	12/9/25		27	4-10	.400	2-5	.400	0-0	.000	0	2	2	0	0	1	1	2	0	0	10
MERCER	12/13/25	*	20	1-3	.333	0-2	.000	0-0	.000	0	2	2	1	0	1	1	0	0	0	2
SOUTH CAROLINA	12/16/25		11	0-2	.000	0-2	.000	1-2	.500	0	1	1	0	0	1	0	0	0	0	1
vs. Cincinnati	12/21/25		8	0-0	.000	0-0	.000	0-0	.000	0	2	2	0	0	0	0	0	0	1	0
at Syracuse	12/31/25		24	1-4	.250	1-3	.333	0-0	.000	0	2	2	2	0	1	0	0	2	3	3
at Pittsburgh	1/3/26		27	3-5	.600	3-5	.600	1-2	.500	0	3	3	1	0	3	0	0	0	0	10
SMU	1/7/26		24	3-6	.500	3-6	.500	0-0	.000	1	1	2	3	0	0	0	1	0	0	9
at Notre Dame	1/10/26		14	0-2	.000	0-2	.000	0-0	.000	0	0	0	2	0	0	0	0	0	0	0
BOSTON COLLEGE	1/13/26		20	2-3	.667	1-1	1.000	2-2	1.000	0	0	0	1	0	1	0	0	0	1	7
MIAMI (FLA.)	1/17/26		19	1-5	.200	1-3	.333	0-0	.000	0	2	2	0	0	0	1	0	0	1	3
NC STATE	1/20/26		23	2-6	.333	2-4	.500	1-2	.500	1	3	4	1	0	0	0	2	0	0	7
at Georgia Tech	1/24/26		19	2-6	.333	1-3	.333	3-3	1.000	1	3	4	0	0	2	1	0	0	0	8
PITTSBURGH	1/31/26		20	2-4	.500	2-3	.667	2-2	1.000	0	2	2	1	0	1	1	0	2	8	8
at Stanford	2/4/26		21	0-2	.000	0-2	.000	3-4	.750	0	1	1	0	0	0	1	0	0	0	3
at California	2/7/26		20	2-4	.500	2-3	.667	0-0	.000	0	3	3	1	0	2	0	0	2	6	6
VIRGINIA TECH	2/11/26		17	0-3	.000	0-2	.000	0-0	.000	0	2	2	1	0	1	0	0	0	0	0
at Duke	2/14/26		17	1-3	.333	1-3	.333	1-2	.500	3	1	4	0	0	1	1	0	0	0	4
at Wake Forest	2/18/26																			
FLORIDA STATE	2/21/26																			
LOUISVILLE	2/28/26																			
at North Carolina	3/3/26																			
GEORGIA TECH	3/7/26																			
Totals																				

JOHNSON SEASON HIGHS		
PTS	13	vs. Georgia (11/23/25)
FG	4	3x, last vs. BYU (12/9/25)
3FG	3	2x, last vs. SMU (1/7/26)
FT	4	vs. Georgia (11/23/25)
OR	3	at Alabama (12/3/25)
DR	4	vs. Alabama A&M (11/28/25)
TR	5	at Alabama (12/3/25)
AST	3	2x, last at Pittsburgh (1/3/26)
STL	3	vs. Alabama A&M (11/28/25)
BLK	2	vs. BYU (12/9/25)
MIN	27	2x, last at Pittsburgh (1/3/26)
JOHNSON CAREER HIGHS		
PTS	24	at Rice (2/19/25)
FG	10	at Rice (2/19/25)
3FG	5	3x, last at Memphis (1/26/25)
FT	8	vs. South Florida (3/16/24)
OR	3	3x, last at Alabama (12/3/25)
DR	5	vs. UTEP (12/29/22)
TR	8	vs. UTEP (12/29/22)
AST	6	vs. Tulane (1/17/24)
STL	4	2x, last vs. Memphis (3/2/25)
BLK	2	2x, last at Tulane (3/9/25)
MIN	40	at North Texas (1/31/24)

BUTTA JOHNSON CAREER STATS																							
Year	Team	GP	GS	Min.	Field Goals			3-PT			FT	FTA	Pct.	Rebounds				PF	DQ	A	TO	Blk	Stl
					FG	FGA	Pct.	FG	FGA	Pct.				OR	DR	TOT	Avg.						
2022-23	UAB	29	0	375	33	79	.418	14	37	.378	22	26	.846	12	26	38	1.3	25	0	17	14	0	15
2023-24	UAB	34	25	1052	130	303	.429	56	156	.359	64	78	.821	21	57	78	2.3	56	0	58	45	7	13
2024-25	UAB	37	21	993	113	308	.367	49	153	.320	52	60	.867	22	54	76	2.1	63	0	68	33	7	31
2025-26	Clemson	26	1	486	42	111	.378	28	78	.359	25	30	.833	11	43	54	2.1	20	0	22	10	3	14
TOTAL		126	47	2906	318	801	.397	147	424	.347	163	194	.840	66	180	246	2.0	164	0	165	102	17	73

Major: Communication ... Ranked No. 70 overall prospect in the 2025 class ... No. 11 combo guard in the class ... Named to Atlanta Tipoff Club Top 40 in 2025 ... Named All-Region and Honorable Mention All-State in Georgia as a junior ... his brother, Marcus, was a standout guard at Furman and Xavier ... his mother, Sheri, is in the Hall of Fame for women's basketball at Loyola Marymount University ... Chose Clemson over Virginia Tech, Cincinnati, Georgia and West Virginia.

ZAC FOSTER 2025-26 GAME STATS																				
Opponent	Date	GS	Min.	Field Goals		3-PT		FT	Pct.	Rebounds			PF	FO	A	TO	Blk	Stl	Pts.	
				FG	Pct.	FG	Pct.			OR	DR	TOT								
NEW HAMPSHIRE	11/3/25		16	2-7	.286	0-2	.000	2-2	1.000	0	3	3	4	0	0	1	2	1	6	
GARDNER-WEBB	11/7/25		24	0-6	.000	0-5	.000	2-2	1.000	0	5	5	4	0	5	0	0	1	2	
MOREHEAD STATE	11/11/25		19	2-7	.286	2-5	.400	0-0	.000	0	3	3	0	0	3	1	0	0	6	
at Georgetown	11/15/25		19	2-4	.500	2-4	.500	5-5	1.000	0	2	2	4	0	4	3	0	1	11	
NORTH ALABAMA	11/17/25		23	5-10	.500	3-7	.429	1-1	1.000	1	3	4	1	0	6	0	0	0	14	
vs. West Virginia	11/21/25		15	0-4	.000	0-3	.000	0-0	.000	0	2	2	4	0	0	2	0	0	0	
vs. Georgia	11/23/25		17	4-8	.500	3-4	.750	0-0	.000	0	1	1	4	0	2	1	0	0	11	
ALABAMA A&M	11/28/25		22	2-4	.500	1-2	.500	3-5	.600	0	1	1	2	0	3	2	0	0	8	
at Alabama	12/3/25		26	5-17	.294	1-6	.167	1-1	1.000	2	3	5	4	0	3	0	1	0	12	
vs. BYU	12/9/25		20	0-4	.000	0-2	.000	1-2	.500	0	1	1	2	0	3	3	0	2	1	
MERCER	12/13/25		20	4-11	.364	1-7	.143	1-2	.500	2	5	7	3	0	0	2	0	0	10	
SOUTH CAROLINA	12/16/25		2	0-2	.000	0-0	.000	2-2	1.000	0	0	0	0	0	1	0	0	0	2	
vs. Cincinnati	12/21/25							DNP – OUT FOR SEASON (TORN RIGHT ACL)												
at Syracuse	12/31/25							DNP – OUT FOR SEASON (TORN RIGHT ACL)												
at Pittsburgh	1/3/26							DNP – OUT FOR SEASON (TORN RIGHT ACL)												
SMU	1/7/26							DNP – OUT FOR SEASON (TORN RIGHT ACL)												
at Notre Dame	1/10/26							DNP – OUT FOR SEASON (TORN RIGHT ACL)												
BOSTON COLLEGE	1/13/26							DNP – OUT FOR SEASON (TORN RIGHT ACL)												
MIAMI (FLA.)	1/17/26							DNP – OUT FOR SEASON (TORN RIGHT ACL)												
NC STATE	1/20/26							DNP – OUT FOR SEASON (TORN RIGHT ACL)												
at Georgia Tech	1/24/26							DNP – OUT FOR SEASON (TORN RIGHT ACL)												
PITTSBURGH	1/31/26							DNP – OUT FOR SEASON (TORN RIGHT ACL)												
at Stanford	2/4/26							DNP – OUT FOR SEASON (TORN RIGHT ACL)												
at California	2/7/26							DNP – OUT FOR SEASON (TORN RIGHT ACL)												
VIRGINIA TECH	2/11/26							DNP – OUT FOR SEASON (TORN RIGHT ACL)												
at Duke	2/14/26							DNP – OUT FOR SEASON (TORN RIGHT ACL)												
at Wake Forest	2/18/26																			
FLORIDA STATE	2/21/26																			
LOUISVILLE	2/28/26																			
at North Carolina	3/3/26																			
GEORGIA TECH	3/7/26																			
Totals																				

FOSTER SEASON HIGHS		
PTS	14	vs. North Alabama (11/17/25)
FG	5	2x, last at Alabama (12/3/25)
3FG	3	2x, last vs. Georgia (11/23/25)
FT	5	vs. Georgetown (11/15/25)
OR	2	at Alabama (12/3/25)
DR	5	2x, last vs. Mercer (12/13/25)
TR	7	vs. Mercer (12/13/25)
AST	6	vs. North Alabama (11/17/25)
STL	2	vs. BYU (12/9/25)
BLK	2	vs. New Hampshire (11/3/25)
MIN	26	at Alabama (12/3/25)

FOSTER CAREER HIGHS		
PTS	14	vs. North Alabama (11/17/25)
FG	5	2x, last at Alabama (12/3/25)
3FG	3	2x, last vs. Georgia (11/23/25)
FT	5	vs. Georgetown (11/15/25)
OR	2	at Alabama (12/3/25)
DR	5	2x, last vs. Mercer (12/13/25)
TR	7	vs. Mercer (12/13/25)
AST	6	vs. North Alabama (11/17/25)
STL	2	vs. BYU (12/9/25)
BLK	2	vs. New Hampshire (11/3/25)
MIN	26	at Alabama (12/3/25)

ZAC FOSTER CAREER STATS																									
Year	Team	Field Goals					3-PT			Rebounds							PF	DQ	A	TO	Blk	Stl	Pts.	Avg.	
		GP	GS	Min.	FG	FGA	Pct.	FG	FGA	Pct.	FT	FTA	Pct.	OR	DR	TOT									Avg.
2025-26	Clemson	12	0	224	26	84	.310	13	47	.277	18	22	.818	5	29	34	2.8	32	0	30	15	3	5	83	6.9
TOTAL		12	0	224	26	84	.310	13	47	.277	18	22	.818	5	29	34	2.8	32	0	30	15	3	5	83	6.9

DALLAS THOMAS 2025-26 GAME STATS																			
Opponent	Date	GS	Min.	Field Goals		3-PT		FT	Pct.	Rebounds			PF	FO	A	TO	Blk	Stl	Pts.
				FG	Pct.	FG	Pct.			OR	DR	TOT							
NEW HAMPSHIRE	11/3/25		11	0-2	.000	0-1	.000	2-4	.500	0	2	2	1	0	0	1	0	0	2
GARDNER-WEBB	11/7/25		4	2-3	.667	1-1	1.000	0-0	.000	1	0	1	0	0	0	1	0	0	5
MOREHEAD STATE	11/11/25		4	1-1	1.000	1-1	1.000	0-0	.000	0	0	0	0	0	0	1	0	0	3
at Georgetown	11/15/25									DNP									
NORTH ALABAMA	11/17/25		7	2-4	.500	2-4	.500	0-0	.000	0	1	1	0	0	0	0	0	0	6
vs. West Virginia	11/21/25									DNP									
vs. Georgia	11/23/25									DNP									
ALABAMA A&M	11/28/25		13	1-2	.500	1-2	.500	1-2	.500	0	1	1	0	0	1	1	0	0	4
at Alabama	12/3/25		1	0-0	.000	0-0	.000	0-0	.000	0	0	0	1	0	0	0	0	0	0
vs. BYU	12/9/25									DNP									
MERCER	12/13/25									DNP									
SOUTH CAROLINA	12/16/25									DNP									
vs. Cincinnati	12/21/25									DNP									
at Syracuse	12/31/25		2	1-2	.500	0-1	.000	0-0	.000	0	0	0	1	0	0	0	0	0	2
at Pittsburgh	1/3/26		2	0-0	.000	0-0	.000	0-0	.000	0	0	0	1	0	0	0	0	0	0
SMU	1/7/26		2	0-1	.000	0-1	.000	0-0	.000	1	0	1	0	0	0	0	0	0	0
at Notre Dame	1/10/26		2	0-0	.000	0-0	.000	0-0	.000	0	0	0	0	0	0	0	0	0	0
BOSTON COLLEGE	1/13/26		2	1-1	1.000	0-0	.000	0-0	.000	0	0	0	0	0	0	0	0	0	2
MIAMI (FLA.)	1/17/26		2	0-0	.000	0-0	.000	0-0	.000	0	0	0	0	0	0	0	0	0	0
NC STATE	1/20/26									DNP									
at Georgia Tech	1/24/26									DNP									
PITTSBURGH	1/31/26									DNP									
at Stanford	2/4/26		3	1-1	1.000	1-1	1.000	0-0	.000	0	0	0	0	0	0	0	0	0	3
at California	2/7/26		6	3-3	1.000	2-2	1.000	0-0	.000	0	0	0	0	0	1	0	0	0	8
VIRGINIA TECH	2/11/26		2	0-0	.000	0-0	.000	0-0	.000	0	0	0	0	0	0	0	0	0	0
at Duke	2/14/26		2	0-1	.000	0-1	.000	0-0	.000	0	0	0	0	0	0	0	0	0	0
at Wake Forest	2/18/26																		
FLORIDA STATE	2/21/26																		
LOUISVILLE	2/28/26																		
at North Carolina	3/3/26																		
GEORGIA TECH	3/7/26																		
Totals																			

THOMAS SEASON HIGHS		
PTS	8	at California (2/7/26)
FG	3	at California (2/7/26)
3FG	2	2x, last at California (2/7/26)
FT	2	vs. New Hampshire (11/3/25)
OR	1	2x, last vs. SMU (1/7/26)
DR	2	vs. New Hampshire (11/3/25)
TR	2	vs. New Hampshire (11/3/25)
AST	1	2x, last at California (2/7/26)
STL	--	
BLK	--	
MIN	13	vs. Alabama A&M (11/28/25)

THOMAS CAREER HIGHS		
PTS	8	at California (2/7/26)
FG	3	at California (2/7/26)
3FG	2	2x, last at California (2/7/26)
FT	2	vs. New Hampshire (11/3/25)
OR	1	2x, last vs. SMU (1/7/26)
DR	2	vs. New Hampshire (11/3/25)
TR	2	vs. New Hampshire (11/3/25)
AST	1	2x, last at California (2/7/26)
STL	--	
BLK	--	
MIN	13	vs. Alabama A&M (11/28/25)

DALLAS THOMAS CAREER STATS																													
Year	Team	GP	GS	Min.	Field Goals			3-PT			FT	FTA	Pct.	OR	Rebounds		Avg.	PF	DQ	A	TO	Blk	Stl	Pts.	Avg.				
					FG	FGA	Pct.	FG	FGA	Pct.					DR	TOT													
2024-25	Clemson												REDSHIRTED																
2025-26	Clemson	16	0	67	12	21	.571	8	15	.533	3	6	.500	2	4	6	0.4	4	0	2	4	0	0	35	2.2				
TOTAL		16	0	67	12	21	.571	8	15	.533	3	6	.500	2	4	6	0.4	4	0	2	4	0	0	35	2.2				

Major: Pre-Business ... Son of Raleen and Rick Wahlin ... Appeared in career-best 33 games and made career-high 23 starts last season for Utah ... Averaged career-bests in points (6.3), rebounds (4.9) and assists (1.5) ... Career-high 16 points in an 83-62 win over Oklahoma State (1/11/25) ... Father Rick played football at BYU ('90), sister Malery [Pearson] played volleyball at BYU (2014), sister Cassidy [Langi] played volleyball at Utah Valley (2011-14), grandfather Marvin Wahlin was an all-conference back at Arizona State and was drafted by the Chicago Bears in 1953 (Rd. 27, 318th overall), brother in law Harvey Langi played football at both Utah (2011) and BYU (2014-16) and has played in the NFL since 2017 after starting his career as an UDFA, and brother in law Colby Pearson played football at BYU (2013-16).

JAKE WAHLIN 2025-26 GAME STATS																		
Opponent	Date	GS	Min.	Field Goals			3-PT			Rebounds								
				FG	Pct.	FT	Pct.	OR	DR	TOT	PF	FO	A	TO	Blk	Stl	Pts.	
NEW HAMPSHIRE	11/3/25	*	17	3-4	.750	2-2	1.000	3-3	1.000	1	3	4	2	0	1	0	0	11
GARDNER-WEBB	11/7/25	*	18	3-5	.600	0-2	.000	0-0	.000	0	2	2	0	0	2	1	1	6
MOREHEAD STATE	11/11/25	*	24	5-7	.714	4-6	.667	0-0	.000	0	4	4	2	0	2	0	0	14
at Georgetown	11/15/25	*	31	3-7	.429	2-5	.400	0-0	.000	3	4	7	4	0	0	1	1	8
NORTH ALABAMA	11/17/25	*	25	3-7	.429	2-6	.333	0-0	.000	3	7	10	2	0	0	1	0	8
vs. West Virginia	11/21/25	*	19	1-5	.200	0-3	.000	1-2	.500	1	3	4	2	0	1	2	0	3
vs. Georgia	11/23/25	*	26	1-4	.250	0-2	.000	4-6	.667	1	3	4	1	0	0	0	1	6
ALABAMA A&M	11/28/25	*	13	2-2	1.000	1-1	1.000	0-1	.000	0	2	2	3	0	0	1	0	5
at Alabama	12/3/25	*	22	3-5	.600	0-0	.000	5-5	1.000	1	5	6	3	0	0	0	1	11
vs. BYU	12/9/25	*	16	0-4	.000	0-3	.000	1-2	.500	2	2	4	1	0	1	2	0	1
MERCER	12/13/25		18	2-3	.667	1-1	1.000	0-0	.000	2	3	5	1	0	2	0	0	5
SOUTH CAROLINA	12/16/25	*	25	0-1	.000	0-1	.000	0-0	.000	0	3	3	3	0	0	0	1	0
vs. Cincinnati	12/21/25	*	20	1-5	.200	1-5	.200	0-0	.000	0	0	0	1	0	2	0	0	3
at Syracuse	12/31/25	*	24	3-4	.750	0-0	.000	0-1	.000	1	4	5	0	0	1	0	1	6
at Pittsburgh	1/3/26	*	17	0-2	.000	0-1	.000	0-0	.000	0	1	1	4	0	0	1	0	0
SMU	1/7/26	*	18	2-3	.667	1-1	1.000	2-4	.500	2	6	8	0	0	1	0	0	7
at Notre Dame	1/10/26	*	30	1-8	.125	1-7	.143	2-2	1.000	0	6	6	3	0	0	0	0	1
BOSTON COLLEGE	1/13/26	*	18	0-2	.000	0-1	.000	0-0	.000	0	1	1	0	0	1	0	0	0
MIAMI (FLA.)	1/17/26	*	21	3-3	1.000	2-2	1.000	0-0	.000	0	4	4	0	0	1	0	0	8
NC STATE	1/20/26	*	17	2-5	.400	1-3	.333	0-0	.000	0	5	5	1	0	0	1	0	5
at Georgia Tech	1/24/26	*	31	5-10	.500	3-6	.500	0-0	.000	0	8	8	1	0	1	0	1	13
PITTSBURGH	1/31/26	*	17	1-2	.500	1-2	.500	2-2	1.000	1	1	2	3	0	1	2	0	5
at Stanford	2/4/26	*	14	0-3	.000	0-2	.000	0-0	.000	0	0	0	0	0	0	1	0	0
at California	2/7/26	*	28	4-7	.571	3-6	.500	0-0	.000	0	6	6	2	0	0	1	1	11
VIRGINIA TECH	2/11/26	*	10	0-1	.000	0-0	.000	0-0	.000	0	0	0	2	0	0	1	0	0
at Duke	2/14/26	*	24	2-7	.286	2-4	.500	0-0	.000	0	3	3	2	0	1	0	1	6
at Wake Forest	2/18/26																	
FLORIDA STATE	2/21/26																	
LOUISVILLE	2/28/26																	
at North Carolina	3/3/26																	
GEORGIA TECH	3/7/26																	
Totals																		

WAHLIN SEASON HIGHS									
PTS	14	vs. Morehead State (11/11/25)							
FG	5	2x, last at Georgia Tech (1/24/26)							
3FG	4	vs. Morehead State (11/11/25)							
FT	5	at Alabama (12/3/25)							
OR	3	2x, last vs. North Alabama (11/17/25)							
DR	8	at Georgia Tech (1/24/26)							
TR	10	vs. North Alabama (11/17/25)							
AST	2	4x, last vs. Cincinnati (12/21/25)							
STL	2	vs. Pittsburgh (1/31/26)							
BLK	1	6x, last at California (2/7/26)							
MIN	31	2x, last at Georgia Tech (1/24/26)							

WAHLIN CAREER HIGHS									
PTS	16	vs. Oklahoma State (1/11/25)							
FG	5	2x, last vs. Morehead State (11/11/25)							
3FG	4	vs. Morehead State (11/11/25)							
FT	5	at Alabama (12/3/25)							
OR	4	vs. Baylor (1/25/25)							
DR	10	at TCU (1/15/25)							
TR	12	vs. Kansas (2/15/25)							
AST	4	2x, last vs. UCF (3/11/25)							
STL	6	vs. Central Arkansas (11/7/24)							
BLK	4	vs. Central Arkansas (11/7/24)							
MIN	33	3x, last at UCF (2/23/25)							

JAKE WAHLIN CAREER STATS																									
Year	Team	Field Goals						3-PT			Rebounds							PF	DQ	A	TO	Blk	Stl	Pts.	Avg.
		GP	GS	Min.	FG	FGA	Pct.	FG	FGA	Pct.	FT	FTA	Pct.	OR	DR	TOT	Avg.								
2023-24	Utah	20	0	114	6	20	.300	1	11	.091	1	4	.250	11	18	29	1.5	21	0	4	4	3	1	14	0.7
2024-25	Utah	33	23	774	78	167	.467	27	77	.351	26	39	.667	50	111	161	4.9	79	2	48	25	22	23	209	6.3
2025-26	Clemson	26	25	544	50	116	.431	27	72	.375	20	28	.714	18	86	104	4.0	47	0	17	16	7	9	147	5.7
TOTAL		79	48	1432	134	303	.442	55	160	.344	47	71	.662	79	215	294	3.7	147	2	69	45	32	33	370	4.7

Major: Athletic Leadership ... Son of Kelly and Kirk Davidson ... father, Kirk, was a center for the Wolf Pack basketball team and his mother, Kelly (Martin), played volleyball at Nevada ... brother, Blake, is a freshmen on the team at Clemson ... 2023-24 All-Mountain West Third Team ... Has 11 career double-doubles ... One of 19 players since 2022-23 to amass 1,400 points and 700 rebounds in his career.

NICK DAVIDSON 2025-26 GAME STATS																			
Opponent	Date	GS	Min.	Field Goals			3-PT			Rebounds									
				FG	Pct.	FG	Pct.	FT	Pct.	OR	DR	TOT	PF	FO	A	TO	Blk	Stl	Pts.
NEW HAMPSHIRE	11/3/25	*	20	3-4	.750	1-1	1.000	3-4	.750	1	4	5	1	0	1	0	1	0	10
GARDNER-WEBB	11/7/25	*	22	6-10	.600	1-3	.333	5-8	.625	5	1	6	1	0	2	0	0	2	18
MOREHEAD STATE	11/11/25	*	27	1-6	.167	0-2	.000	4-4	1.000	4	3	7	2	0	1	2	0	2	6
at Georgetown	11/15/25	*	31	6-13	.462	1-4	.250	0-1	.000	3	2	5	3	0	0	1	0	0	13
NORTH ALABAMA	11/17/25	*	17	1-3	.333	0-1	.000	0-0	.000	0	1	1	0	0	3	2	1	0	2
vs. West Virginia	11/21/25	*	16	0-2	.000	0-0	.000	0-0	.000	0	2	2	1	0	2	0	0	0	0
vs. Georgia	11/23/25		22	1-8	.125	0-1	.000	4-6	.667	2	7	9	2	0	2	0	0	1	6
ALABAMA A&M	11/28/25	*	16	2-5	.400	0-1	.000	2-2	1.000	3	3	6	3	0	2	0	0	0	6
at Alabama	12/3/25		14	4-6	.667	0-0	.000	3-4	.750	1	2	3	0	0	1	0	0	0	11
vs. BYU	12/9/25	*	21	2-6	.333	0-3	.000	2-2	1.000	2	2	4	0	0	3	1	1	0	6
MERCER	12/13/25	*	32	5-6	.833	1-2	.500	1-2	.500	1	4	5	2	0	0	1	1	0	12
SOUTH CAROLINA	12/16/25	*	24	2-4	.500	1-2	.500	4-6	.667	0	2	2	2	0	1	5	0	1	9
vs. Cincinnati	12/21/25		26	4-5	.800	2-2	1.000	0-0	.000	0	4	4	4	0	3	1	0	1	10
at Syracuse	12/31/25		22	2-5	.400	0-2	.000	1-2	.500	1	3	4	3	0	1	1	0	1	5
at Pittsburgh	1/3/26		19	5-7	.714	1-3	.333	3-4	.750	1	2	3	3	0	2	1	0	0	14
SMU	1/7/26		26	2-6	.333	0-2	.000	5-6	.833	1	3	4	1	0	0	0	0	0	9
at Notre Dame	1/10/26		13	1-3	.333	1-2	.500	0-0	.000	0	3	3	3	0	0	0	1	0	3
BOSTON COLLEGE	1/13/26		25	8-11	.727	4-6	.667	5-5	1.000	1	2	3	4	0	0	2	1	2	25
MIAMI (FLA.)	1/17/26		20	3-7	.429	0-1	.000	1-3	.333	1	3	4	0	0	1	1	1	2	7
NC STATE	1/20/26		14	3-3	1.000	0-0	.000	0-0	.000	2	0	2	1	0	0	2	0	0	6
at Georgia Tech	1/24/26		30	5-10	.500	1-4	.250	2-3	.667	2	4	6	2	0	0	2	2	0	13
PITTSBURGH	1/31/26		24	5-8	.625	2-4	.500	0-0	.000	0	2	2	4	0	1	2	0	0	12
at Stanford	2/4/26		30	5-6	.833	2-2	1.000	4-5	.800	1	6	7	1	0	0	0	1	0	16
at California	2/7/26		22	2-5	.400	1-4	.250	0-0	.000	1	3	4	1	0	3	1	0	0	5
VIRGINIA TECH	2/11/26		26	7-9	.778	1-2	.500	1-4	.250	2	1	3	1	0	0	4	0	1	16
at Duke	2/14/26		17	3-5	.600	1-1	1.000	0-0	.000	0	0	0	2	0	2	1	0	0	7
at Wake Forest	2/18/26																		
FLORIDA STATE	2/21/26																		
LOUISVILLE	2/28/26																		
at North Carolina	3/3/26																		
GEORGIA TECH	3/7/26																		
Totals																			

DAVIDSON SEASON HIGHS		
PTS	25	vs. Boston College (1/13/26)
FG	8	vs. Boston College (1/13/26)
3FG	4	vs. Boston College (1/13/26)
FT	5	2x, last vs. Boston College (1/13/26)
OR	5	vs. Gardner-Webb (11/7/25)
DR	7	vs. Georgia (11/23/25)
TR	9	vs. Georgia (11/23/25)
AST	3	4x, last at California (2/7/26)
STL	2	4x, last vs. Miami (1/17/26)
BLK	2	at Georgia Tech (11/24/26)
MIN	32	vs. Mercer (12/13/25)
DAVIDSON CAREER HIGHS		
PTS	26	vs. Sam Houston State (11/4/24)
FG	10	2x, last vs. Fresno State (2/10/25)
3FG	4	2x, last vs. Boston College (1/13/26)
FT	9	vs. Wyoming (2/25/25)
OR	7	3x, last at Fresno State (1/11/25)
DR	13	vs. Temple (12/21/23)
TR	16	vs. Temple (12/21/23)
AST	7	vs. Texas Southern (12/14/24)
STL	3	3x, last vs. Boise State (2/22/25)
BLK	5	at New Mexico (1/3/25)
MIN	41	at New Mexico (1/3/25)

NICK DAVIDSON CAREER STATS																									
Year	Team	GP	GS	Min.	Field Goals			3-PT			FT	FTA	Pct.	Rebounds				PF	DQ	A	TO	Blk	Stl	Pts.	Avg.
					FG	FGA	Pct.	FG	FGA	Pct.				DR	TOT	Avg.									
2021-22	Nevada																								
2022-23	Nevada	33	0	579	68	154	.442	24	67	.358	69	86	.802	49	85	134	4.1	84	3	14	27	16	14	229	6.9
2023-24	Nevada	34	34	985	151	277	.545	26	89	.292	87	115	.757	62	186	248	7.3	85	1	46	43	24	25	415	12.2
2024-25	Nevada	33	33	1096	176	352	.500	46	124	.371	123	176	.699	61	153	214	6.5	79	2	92	63	39	27	521	15.8
2025-26	Clemson	26	10	576	88	163	.540	21	55	.382	50	71	.704	35	69	104	4.0	47	0	31	30	10	13	247	9.5
TOTAL		126	77	3236	483	946	.511	117	335	.349	329	448	.734	207	493	700	5.6	295	6	183	163	89	79	1412	11.2

BLAKE DAVIDSON 2025-26 GAME STATS																			DAVIDSON SEASON HIGHS					
Opponent	Date	Field Goals				3-PT			Rebounds							PF	FO	A	TO	Blk	Stl	Pts.	PTS	--
		GS	Min.	FG	Pct.	FG	Pct.	FT	Pct.	OR	DR	TOT											FG	--
NEW HAMPSHIRE	11/3/25																					3FG	--	
GARDNER-WEBB	11/7/25																					FT	--	
MOREHEAD STATE	11/11/25																					OR	--	
at Georgetown	11/15/25																					DR	--	
NORTH ALABAMA	11/17/25																					TR	--	
vs. West Virginia	11/21/25																					AST	--	
vs. Georgia or Xavier	11/23/25																					STL	--	
ALABAMA A&M	11/28/25																					BLK	--	
at Alabama	12/3/25																					MIN	--	
vs. BYU	12/9/25																					DAVIDSON CAREER HIGHS		
MERCER	12/13/25																					PTS	--	
SOUTH CAROLINA	12/16/25																					FG	--	
vs. Cincinnati	12/21/25																					3FG	--	
at Syracuse	12/31/25																					FT	--	
at Pittsburgh	1/3/26																					OR	--	
SMU	1/7/26																					DR	--	
at Notre Dame	1/10/26																					TR	--	
BOSTON COLLEGE	1/13/26																					AST	--	
MIAMI (FLA.)	1/17/26																					STL	--	
NC STATE	1/20/26																					BLK	--	
at Georgia Tech	1/24/26																					MIN	--	
PITTSBURGH	1/31/26																							
at Stanford	2/4/26																							
at California	2/7/26																							
VIRGINIA TECH	2/11/26																							
at Duke	2/14/26																							
at Wake Forest	2/18/26																							
FLORIDA STATE	2/21/26																							
LOUISVILLE	2/28/26																							
at North Carolina	3/3/26																							
GEORGIA TECH	3/7/26																							
Totals																								

BLAKE DAVIDSON CAREER STATS																						
Year	Team				Field Goals			3-PT						Rebounds								
		GP	GS	Min.	FG	FGA	Pct.	FG	FGA	Pct.	FT	FTA	Pct.	OR	DR	TOT	Avg.	PF	DQ	A	TO	Blk
2025-26	Clemson																					
TOTAL																						

Major: Communication ... Son of Regina and Greg Buckner ... Ranked as a three-star, according to On3 ... Buckner is the son of former Littlejohn Legend Greg Buckner who played for the Tigers from 1994-98 ... He averaged 8.8 points per game with All Ohio Red on the EYBL Circuit. Buckner boasted nearly a 2:1 assist/turnover ratio through 24 games on the circuit. He exploded for a 29-point performance at Peach Jam in July.

ACE BUCKNER 2025-26 GAME STATS																			
Opponent	Date	GS	Min.	Field Goals			3-PT			Rebounds									
				FG	Pct.	FT	Pct.	OR	DR	TOT	PF	FO	A	TO	Blk	Stl	Pts.		
NEW HAMPSHIRE	11/3/25		20	6-7	.857	0-1	.000	6-7	.857	0	3	3	2	0	2	1	1	0	18
GARDNER-WEBB	11/7/25		16	5-11	.455	1-5	.200	0-0	.000	2	0	2	4	0	3	0	0	0	11
MOREHEAD STATE	11/11/25		22	4-8	.500	0-4	.000	4-5	.800	1	4	5	2	0	2	0	0	1	12
at Georgetown	11/15/25		19	2-7	.286	0-2	.000	2-3	.667	0	3	3	1	0	3	1	0	0	6
NORTH ALABAMA	11/17/25	*	16	2-5	.400	1-4	.250	3-4	.750	3	4	7	1	0	2	1	0	2	8
vs. West Virginia	11/21/25		13	1-4	.250	0-2	.000	0-0	.000	1	2	3	0	0	0	1	0	0	2
vs. Georgia	11/23/25		15	2-5	.400	0-2	.000	0-0	.000	1	5	6	2	0	2	3	0	1	4
ALABAMA A&M	11/28/25		15	2-5	.400	0-3	.000	1-2	.500	1	2	3	2	0	0	2	0	0	5
at Alabama	12/3/25		13	1-5	.200	1-1	1.000	0-0	.000	3	1	4	2	0	0	0	0	1	3
vs. BYU	12/9/25		4	0-1	.000	0-1	.000	0-0	.000	0	0	0	1	0	0	0	0	0	0
MERCER	12/13/25		5	0-1	.000	0-1	.000	0-0	.000	0	0	0	1	0	1	0	0	0	0
SOUTH CAROLINA	12/16/25		30	7-12	.583	1-3	.333	4-4	1.000	1	6	7	3	0	1	0	0	2	19
vs. Cincinnati	12/21/25		27	5-11	.455	1-2	.500	1-2	.500	0	2	2	0	0	3	1	0	1	12
at Syracuse	12/31/25		19	3-10	.300	0-2	.000	2-3	.667	0	1	1	1	0	0	1	0	3	8
at Pittsburgh	1/3/26		14	0-1	.000	0-0	.000	2-2	1.000	0	0	0	1	0	1	1	0	2	2
SMU	1/7/26		8	1-2	.500	0-0	.000	0-0	.000	0	0	0	3	0	0	0	0	0	2
at Notre Dame	1/10/26		13	2-7	.286	1-3	.333	0-0	.000	1	2	3	1	0	1	1	0	0	5
BOSTON COLLEGE	1/13/26		15	2-6	.333	1-3	.333	1-1	1.000	0	1	1	3	0	1	1	0	3	6
MIAMI (FLA.)	1/17/26		10	2-2	1.000	1-1	1.000	0-0	.000	0	0	0	0	0	0	1	0	0	5
NC STATE	1/20/26		20	4-7	.571	1-4	.250	3-3	1.000	0	2	2	3	0	1	3	0	0	12
at Georgia Tech	1/24/26		21	5-7	.714	2-3	.667	0-0	.000	1	3	4	3	0	4	3	1	0	12
PITTSBURGH	1/31/26		28	1-2	.500	1-2	.500	1-2	.500	0	2	2	0	4	0	0	0	1	4
at Stanford	2/4/26		21	3-6	.500	1-2	.500	4-4	1.000	0	3	3	0	0	2	0	0	0	11
at California	2/7/26		22	3-6	.500	2-4	.500	5-6	.833	0	3	3	4	0	4	3	1	1	13
VIRGINIA TECH	2/11/26		27	6-9	.667	2-3	.667	2-2	1.000	0	2	2	2	0	2	0	0	1	16
at Duke	2/14/26		22	3-12	.250	1-4	.250	0-0	.000	0	0	0	4	0	2	1	0	0	7
at Wake Forest	2/18/26																		
FLORIDA STATE	2/21/26																		
LOUISVILLE	2/28/26																		
at North Carolina	3/3/26																		
GEORGIA TECH	3/7/26																		
Totals																			

BUCKNER SEASON HIGHS				
PTS	19	vs. South Carolina (12/16/25)		
FG	7	vs. South Carolina (12/16/25)		
3FG	2	3x, last vs. Virginia Tech	(2/11/26)	
FT	6	vs. New Hampshire (11/3/25)		
OR	3	2x, last at Alabama (12/3/25)		
DR	6	vs. South Carolina (12/16/25)		
TR	7	2x, last vs. South Carolina (12/16/25)		
AST	4	2x, last at California (2/7/26)		
STL	3	2x, last vs. Boston College (1/13/26)		
BLK	1	2x, last at Georgia Tech (1/24/26)		
MIN	30	vs. South Carolina (12/16/25)		
BUCKNER CAREER HIGHS				
PTS	19	vs. South Carolina (12/16/25)		
FG	7	vs. South Carolina (12/16/25)		
3FG	2	3x, last vs. Virginia Tech	(2/11/26)	
FT	6	vs. New Hampshire (11/3/25)		
OR	3	2x, last at Alabama (12/3/25)		
DR	6	vs. South Carolina (12/16/25)		
TR	7	2x, last vs. South Carolina (12/16/25)		
AST	4	2x, last at California (2/7/26)		
STL	3	at Syracuse (12/31/25)		
BLK	1	3x, last at California (2/7/26)		
MIN	30	vs. South Carolina (12/16/25)		

ACE BUCKNER CAREER STATS																						
Year	Team	GP	GS	Min.	Field Goals			3-PT			FT	FTA	Pct.	Rebounds				PF	DQ	A	TO	Blk
					FG	FGA	Pct.	FG	FGA	Pct.				OR	DR	TOT	Avg.					
2024-25	Clemson													REDSHIRTED								
2025-26	Clemson	26	1	457	72	159	.453	18	62	.290	41	50	.820	15	51	66	2.5	46	0	41	25	3
TOTAL		26	1	457	72	159	.453	18	62	.290	41	50	.820	15	51	66	2.5	46	0	41	25	3

Major: Economics ... Son of Kylie and Derrick Welling ... has three brothers, Hayden, Sawyer and Beckham ... 2024-25 WAC Defensive Player of the Year ... 2024-25 All-WAC Second Team ... 57 blocks last season ranked tied for fourth all-time in a single season in UVU history ... Season-high 24 points at Seattle last season ... Scored in double-figures 21 times and had five 20-point games.

CARTER WELLING 2025-26 GAME STATS																				
Opponent	Date	GS	Min.	Field Goals			3-PT		FT	Pct.	Rebounds			PF	FO	A	TO	Blk	Stl	Pts.
				FG	Pct.	FG	Pct.	FT			OR	DR	TOT							
NEW HAMPSHIRE	11/3/25		15	4-5	.800	0-1	.000	2-6	.333	2	3	5	0	2	0	0	0	0	0	10
GARDNER-WEBB	11/7/25		15	6-9	.667	1-1	1.000	1-3	.333	5	6	11	1	0	0	1	0	0	0	14
MOREHEAD STATE	11/11/25		11	2-2	1.000	0-0	.000	2-3	.667	0	2	2	3	0	1	0	1	0	0	6
at Georgetown	11/15/25		27	5-8	.625	1-3	.333	3-5	.600	1	4	5	4	0	3	1	2	1	1	14
NORTH ALABAMA	11/17/25	*	27	4-6	.667	0-1	.000	5-6	.833	5	4	9	1	0	0	4	2	0	0	13
vs. West Virginia	11/21/25	*	24	4-7	.571	2-3	.667	3-4	.750	1	7	8	1	0	2	4	1	0	0	13
vs. Georgia	11/23/25	*	22	5-10	.500	1-2	.500	0-0	.000	1	4	5	3	0	2	1	0	1	1	11
ALABAMA A&M	11/28/25		18	2-3	.667	0-1	.000	8-8	1.000	0	7	7	1	0	3	1	1	0	0	12
at Alabama	12/3/25	*	17	1-5	.200	0-1	.000	0-0	.000	2	2	4	2	0	0	2	0	2	2	2
vs. BYU	12/9/25	*	20	2-9	.222	1-4	.250	4-4	1.000	3	3	6	3	0	1	1	1	1	1	9
MERCER	12/13/25		15	1-6	.167	0-1	.000	2-2	1.000	0	1	1	0	0	0	0	0	0	3	4
SOUTH CAROLINA	12/16/25		29	5-7	.714	1-2	.500	5-13	.385	1	3	4	2	0	0	0	0	0	3	16
vs. Cincinnati	12/21/25	*	21	4-8	.500	2-4	.500	2-3	.667	1	4	5	0	0	0	1	0	1	1	12
at Syracuse	12/31/25	*	27	2-9	.222	0-2	.000	3-5	.600	1	4	5	2	0	2	1	0	2	7	7
at Pittsburgh	1/3/26	*	28	2-5	.400	0-2	.000	4-5	.800	1	9	10	5	0	0	4	2	1	1	8
SMU	1/7/26	*	15	2-8	.250	0-3	.000	2-3	.667	3	3	6	4	0	4	1	0	0	2	6
at Notre Dame	1/10/26	*	27	5-9	.556	1-2	.500	3-4	.750	2	4	6	3	0	3	2	0	0	0	14
BOSTON COLLEGE	1/13/26	*	31	4-9	.444	0-1	.000	2-4	.500	1	7	8	0	0	3	0	2	1	1	10
MIAMI (FLA.)	1/17/26	*	29	6-10	.600	2-3	.667	4-4	1.000	2	7	9	3	0	1	2	0	0	0	18
NC STATE	1/20/26	*	34	3-5	.600	0-0	.000	8-12	.667	3	6	9	4	0	2	1	0	0	0	14
at Georgia Tech	1/24/26	*	12	0-4	.000	0-0	.000	2-2	1.000	1	1	2	3	0	2	1	1	0	0	2
PITTSBURGH	1/31/26	*	18	3-7	.429	0-2	.000	6-6	1.000	0	1	1	3	0	0	2	0	1	1	12
at Stanford	2/4/26	*	19	2-5	.400	0-1	.000	0-0	.000	1	7	8	3	0	1	3	0	2	4	4
at California	2/7/26	*	14	4-7	.571	0-1	.000	3-5	.600	0	1	1	0	0	1	1	1	0	1	11
VIRGINIA TECH	2/11/26	*	21	7-11	.636	0-3	.000	5-7	.714	3	3	6	1	0	0	2	3	1	1	19
at Duke	2/14/26	*	21	4-7	.571	0-2	.000	4-4	1.000	1	4	5	3	0	1	0	0	0	0	12
at Wake Forest	2/18/26																			
FLORIDA STATE	2/21/26																			
LOUISVILLE	2/28/26																			
at North Carolina	3/3/26																			
GEORGIA TECH	3/7/26																			
Totals																				

WELLING SEASON HIGHS		
PTS	19	vs. Virginia Tech (2/11/26)
FG	7	vs. Virginia Tech (2/11/26)
3FG	2	3x, last vs. Miami (1/17/26)
FT	8	2x, last vs. NC State (1/20/26)
OR	5	2x, last vs. North Alabama (11/17/25)
DR	9	at Pittsburgh (1/3/26)
TR	11	vs. Gardner-Webb (11/7/25)
AST	4	vs. SMU (1/7/26)
STL	3	2x, last vs. South Carolina (12/16/25)
BLK	3	vs. Virginia Tech (2/11/26)
MIN	34	vs. NC State (1/20/26)
WELLING CAREER HIGHS		
PTS	24	at Seattle (1/25/25)
FG	10	at Seattle (1/25/25)
3FG	4	at Weber State (12/21/24)
FT	8	4x, last vs. NC State (1/20/26)
OR	5	3x, last vs. North Alabama (11/17/25)
DR	9	2x, last at Pittsburgh (1/3/26)
TR	11	3x, last vs. Gardner-Webb (11/7/25)
AST	4	2x, last at Utah Tech (2/20/25)
STL	3	3x, last vs. South Carolina (12/16/25)
BLK	5	3x, last at Weber State (12/21/24)
MIN	35	at Utah Tech (2/20/25)

CARTER WELLING CAREER STATS																									
Year	Team	GP	GS	Min.	Field Goals			3-PT			FT	FTA	Pct.	Rebounds			PF	DQ	A	TO	Blk	Stl	Pts.	Avg.	
					FG	FGA	Pct.	FG	FGA	Pct.				OR	DR	TOT									Avg.
2023-24	UC Irvine	30	10	414	65	129	.504	3	10	.300	78	102	.765	32	76	108	3.6	65	1	14	24	31	5	211	7.0
2024-25	Utah Valley	32	32	784	142	297	.478	30	85	.353	106	164	.646	47	154	201	6.3	91	2	46	69	57	20	420	13.1
2025-26	Clemson	26	19	555	89	181	.492	12	46	.261	83	118	.703	41	107	148	5.7	55	1	34	36	17	22	273	10.5
TOTAL		88	61	1754	296	607	.488	45	141	.319	267	384	.695	120	337	457	5.2	211	4	94	129	105	47	904	10.3

Major: Pre-Business ... Ranked as a 3-star by 247Sports ... Grandson of former Clemson big man Randy Mahaffey who played for the Tigers from 1964-67 ... As a junior, averaged 16.0 points, 10.5 rebounds and 4.3 blocks per game and helped lead Lake Norman to the Elite Eight of the NCHSAA state tournament ... Chose Clemson over Georgia, Penn State, Virginia Tech, Wake Forest and South Carolina.

TRENT STEINOUR 2025-26 GAME STATS																			
Opponent	Date	GS	Min.	Field Goals		3-PT		FT	Pct.	Rebounds			PF	FO	A	TO	Blk	Stl	Pts.
				FG	Pct.	FG	Pct.			OR	DR	TOT							
NEW HAMPSHIRE	11/3/25	5	0-1	.000	0-0	.000	2-2	1.000	0	2	2	2	0	0	0	0	0	0	2
GARDNER-WEBB	11/7/25	2	0-0	.000	0-0	.000	0-0	.000	0	0	0	0	0	0	0	0	0	0	0
MOREHEAD STATE	11/11/25									DNP									
at Georgetown	11/15/25									DNP									
NORTH ALABAMA	11/17/25									DNP									
vs. West Virginia	11/21/25									DNP									
vs. Georgia	11/23/25									DNP									
ALABAMA A&M	11/28/25	4	1-1	1.000	0-0	.000	2-4	.500	0	0	0	0	0	0	0	0	0	0	4
at Alabama	12/3/25	1	0-1	.000	0-0	.000	0-0	.000	2	0	2	0	0	0	0	0	0	0	0
vs. BYU	12/9/25									DNP									
MERCER	12/13/25									DNP									
SOUTH CAROLINA	12/16/25									DNP									
vs. Cincinnati	12/21/25									DNP									
at Syracuse	12/31/25									DNP									
at Pittsburgh	1/3/26									DNP									
SMU	1/7/26									DNP									
at Notre Dame	1/10/26									DNP									
BOSTON COLLEGE	1/13/26	2	0-1	.000	0-0	.000	0-0	.000	1	1	2	0	0	0	0	1	0	0	0
MIAMI (FLA.)	1/17/26									DNP									
NC STATE	1/20/26									DNP-Illness									
at Georgia Tech	1/24/26									DNP									
PITTSBURGH	1/31/26									DNP									
at Stanford	2/4/26									DNP									
at California	2/7/26	1	0-0	.000	0-0	.000	0-0	.000	0	1	1	0	0	0	0	0	0	0	0
VIRGINIA TECH	2/11/26									DNP									
at Duke	2/14/26									DNP									
at Wake Forest	2/18/26																		
FLORIDA STATE	2/21/26																		
LOUISVILLE	2/28/26																		
at North Carolina	3/3/26																		
GEORGIA TECH	3/7/26																		
Totals																			

STEINOUR SEASON HIGHS		
PTS	4	vs. Alabama A&M (11/28/25)
FG	1	vs. Alabama A&M (11/28/25)
3FG	--	
FT	2	2x, last vs. Alabama A&M (11/28/25)
OR	2	at Alabama (12/3/25)
DR	2	vs. New Hampshire (11/3/25)
TR	2	3x, last vs. Boston College (1/13/26)
AST	--	
STL	--	
BLK	--	
MIN	5	vs. New Hampshire (11/3/25)

STEINOUR CAREER HIGHS		
PTS	4	vs. Alabama A&M (11/28/25)
FG	1	vs. Alabama A&M (11/28/25)
3FG	--	
FT	2	2x, last vs. Alabama A&M (11/28/25)
OR	2	at Alabama (12/3/25)
DR	2	vs. New Hampshire (11/3/25)
TR	2	3x, last vs. Boston College (1/13/26)
AST	--	
STL	--	
BLK	--	
MIN	5	vs. New Hampshire (11/3/25)

TRENT STEINOUR CAREER STATS																							
Year	Team	GP	GS	Min.	Field Goals			3-PT			FT	FTA	Pct.	Rebounds			Avg.	PF	DQ	A	TO	Blk	Stl
					FG	FGA	Pct.	FG	FGA	Pct.				OR	DR	TOT							
2025-26	Clemson	6	0	15	1	4	.250	0	0	.000	4	6	.667	3	4	7	1.2	2	0	0	1	0	0
TOTAL		6	0	15	1	4	.250	0	0	.000	4	6	.667	3	4	7	1.2	2	0	0	1	0	0

MISCELLANEOUS STATS

THE LAST TIME...

	CLEMSON	OPPONENT
A player had a triple-double	1/26/93 vs. Maryland (Sharone Wright, 12p/14r/10b)	Never Accomplished
A player had a 20-point, 15-rebound game	1/16/24 vs. Georgia Tech (PJ Hall, 31p/17r; Ian Schieffelin 20p/15r)	Not accomplished since at least 2010
A player had a 20-point, 20-rebound game	12/17/90 vs. SC State (Dale Davis, 22p/21r)	1/11/06 vs. Wake Forest (Eric Williams, 22p/20r)
A player had 30+ points	11/17/24 at Boise State (Chase Hunter, 30)	2/26/25 vs. Notre Dame (Markus Burton, 30)
A player had 40+ points	1/24/01 vs. Georgia Tech (Will Solomon, 41)	3/12/11 vs. North Carolina (Harrison Barnes, 40)
A player had 50+ points	2/17/1916 (J.W. Stribling, 50)	2/24/55 at Furman (Darrell Floyd, 56)
A player had 15+ field goals	1/14/87 vs. Furman (Horace Grant, 15)	2/24/82 at Duke (Vince Taylor, 16)
A player had 15+ free throws	1/27/13 vs. Virginia Tech (Milton Jennings, 16)	3/9/16 vs. Georgia Tech (Marcus Georges-Hunt, 15)
A player had 20+ rebounds	12/3/24 vs. Kentucky (Ian Schieffelin, 20)	3/6/19 at Notre Dame (John Mooney, 20)
A player had 15+ assists	2/13/02 vs. Wake Forest (Edward Scott, 16)	1/10/87 vs. Wake Forest (Tyrone "Mugsey" Bogues, 17)
A player had 6+ steals	1/1/25 vs. Stanford (Dillon Hunter, 6)	2/3/07 at Georgia Tech (Javaris Crittenton, 7)
A player had 8+ blocks	2/6/16 vs. Virginia Tech (Landry Nnoko, 8)	12/3/25 at Alabama (Aiden Sherrell, 8)
A player converted a four-point play	3/5/24 vs. Syracuse (Joseph Girard III, 5:42 2H)	11/29/24 vs. Florida A&M (Shaqir O'Neal, 8:12 1H)
A player was perfect from the field (min. 10 FGA)	Never Accomplished	3/8/92 at Georgia Tech (Matt Geiger, 10-10)
A player was perfect from the foul line (min. 10 FTA)	2/24/23 vs. Florida State (Joseph Girard III, 10-10)	11/21/18 vs. Creighton (Ty-Son Alexander, 11-11)
A team scored 100+ points	12/22/23 vs. Queens (109)	2/5/17 vs. Florida State (109)
A team scored less than 40	1/23/18 at Virginia (36)	11/3/25 vs. New Hampshire (38)
A team had 25+ assists	11/7/25 vs. Gardner-Webb (25)	2/1/68 vs. Georgia Tech (35)
A team had 50+ rebounds	12/18/21 vs. South Carolina (51)	2/4/25 vs. Georgia Tech (56)
A team shot .650+ from the field	2/22/20 at Boston College (.689)	2/5/17 at Florida State (.661)
A team did not miss a free throw (min. 10 FTA)	12/29/23 vs. Radford (14-14)	3/13/24 vs. Boston College (16-16)
A team did not make a three-pointer	1/26/19 at NC State (0-7)	2/1/06 at Florida State (0-9)
A team had two players score 30+ points	2/13/02 vs. Wake Forest (Stockman, 30; Scott, 30)	1/9/80 vs. Duke (Banks, 31; Gminski, 30)
A team had two players score 25+ points	1/13/24 vs. Boston College (Hall, 26; Girard III 26)	1/30/18 vs. North Carolina (Johnson, 32; Berry, 27)
A team had two players score 20+ points	2/4/25 vs. Georgia Tech (Hunter, 28; Schieffelin, 23)	12/3/25 at Alabama (Philon 29; Allen 20)
A team had three players score 20+ points	3/4/06 vs. Georgia Tech (Hamilton, 24; Akingbala 22; Robinson, 22)	1/3/24 at Miami (Fla.) (Pack 25, Omier 23, Cleveland 23)
A team had two double-doubles	2/27/24 vs. Pittsburgh (Schieffelin, Hall)	2/4/25 vs. Georgia Tech (Ndongo, Terry)
A team had three double-doubles	1/11/14 vs. Duke (McDaniels, Blossomgame, Nnoko)	2/28/90 vs. Duke (Henderson, Hurley, Laettner)
A team had six players score 10+ points	12/21/25 vs. Cincinnati (Welling, Buckner, Porter, Godfrey, Hunter, Davidson)	12/2/01 vs. Duke (L, 80-96)
Played an overtime game	1/20/26 vs. NC State (76-80)	
Played a double-overtime game	1/16/24 vs. Georgia Tech (90-93); 11/29/22 vs. Penn State (101-94); 3/2/14 vs. Maryland (77-73)	
Played a triple-overtime game	2/18/84 vs. Maryland (65-66); 2/4/25 vs. Georgia Tech (86-89)	
Clemson was ranked (AP Poll)	February 10, 2026 (20)	
Clemson played a ranked opponent (AP Poll)	vs. No. 24 SMU (74-70) on January 7, 2026	
Clemson played a ranked opponent on the road (AP Poll)	at No. 3 North Carolina (80-76) on Feb. 6, 2024	
Clemson defeated a ranked opponent (AP Poll)	vs. No. 24 SMU (74-70) on January 7, 2026	
Clemson defeated a ranked opponent on the road (AP Poll)	at No. 3 North Carolina (80-76) on Feb. 6, 2024	
Clemson defeated a ranked opponent in the postseason (AP Poll)	vs. No. 9 Arizona (77-72) on March 28, 2024 (NCAA Tournament Sweet 16)	
Clemson lost to a ranked opponent (AP Poll)	vs. No. 10 BYU (64-67) on December 9, 2025 (Jimmy V Classic)	
Clemson faced No. 1 (AP Poll)	vs. Duke (68-87) on January 5, 2019	
Clemson defeated No. 1 (AP Poll)	vs. North Carolina (75-65) on February 18, 2001	
Clemson defeated Top 5 (AP Poll)	vs. No. 2 Duke (77-71) on February 8, 2025	
Clemson defeated Top 10 (AP Poll)	vs. No. 2 Duke (77-71) on February 8, 2025	

MISCELLANEOUS STATS

Dunks (69): Ace Buckner (2), Nick Davidson (5), Zac Foster (5), RJ Godfrey (28), Dillon Hunter (1), Butta Johnson (1), Trent Steinhour (1), Chase Thompson (4), Jake Wahlin (5), Carter Welling (17)

Charges Taken (9): Ace Buckner (1), Nick Davidson (3), RJ Godfrey (3), Carter Welling (2)

20-Point Games (2): Nick Davidson (1), Jestin Porter (2)

30-Point Games (0): ---

Double-Doubles (2): RJ Godfrey (1), Carter Welling (1)

Double Figure Scoring (90): Ace Buckner (10), Nick Davidson (12), Zac Foster (5), RJ Godfrey (19), Dillon Hunter (8), Butta Johnson (4), Jestin Porter (9), Chase Thompson (1), Jake Wahlin (5), Carter Welling (17)

Double Figure Rebounding (4): RJ Godfrey (1), Jake Wahlin (1), Carter Welling (2)

Led Clemson in Scoring (no ties): Ace Buckner (2), Nick Davidson (3), RJ Godfrey (5), Dillon Hunter (1), Jestin Porter (5), Jake Wahlin (1), Carter Welling (4)

Led Clemson in Rebounding (no ties): Ace Buckner (1), RJ Godfrey (5), Dillon Hunter (3), Jake Wahlin (6), Carter Welling (8)

Led Clemson in Assists (no ties): Ace Buckner (3), Zac Foster (3), Dillon Hunter (10), Jestin Porter (1)

Consecutive Field Goals Made: 5 by Dallas Thomas (1/13/26 to 2/7/26)

Consecutive Points Scored: 21 by Nick Davidson (1/10/26 vs. Boston College)

Consecutive Free Throws Made: 17 by Carter Welling (11/21/25 vs. West Virginia to 12/13/25 vs. Mercer)

Consecutive Three-Pointers Made: 3 by Zac Foster (11/17/25 vs. North Alabama); 3 by Jestin Porter (11/23/25 vs. Georgia); 3 by Dallas Thomas (2/4/26 to 2/7/26)

Largest Lead: 52 vs. New Hampshire (2nd half, 0:31)

Largest Deficit: 22 at Duke (2nd half, 7:10)

Largest Halftime Deficit: 15 at Alabama (12/3/25)

Largest Deficit Overcome for Victory: 11 vs. West Virginia (11/21/25)

Most Consecutive Clemson Points: 22 vs. BYU (12/9/25)

Most Consecutive Opponent Points: 13 vs. Georgia (11/23/25)

CLEMSON'S RECORD...

Overall	20-6
At home	11-2
On the road	6-3
At neutral sites	3-1
In overtime	1-1
Vs. ranked opponents	1-2
In games decided by 3 points or less	5-1
In games decided by 5 points or less	6-3
In games decided by 7 or more points	13-2
When leading at halftime	16-2
When trailing at halftime	4-4
When tied at halftime	0-0
When leading with 5:00 left	18-1
When trailing with 5:00 left	2-4
When leading with 1:00 left	19-0
When trailing with 1:00 left	0-5
When shooting 50% or better	4-0
When opponent shoots less than 50%	20-5
When scoring 70 or more points	14-3
When winning the rebound margin	14-4
When winning the turnover margin	12-3
When winning points in the paint	18-2
When winning bench points	15-5
In November	7-1
In December	4-2
In January	7-1
In February	2-2
In March	0-0

2025-26 STARTING LINEUPS (5)

Lineup #	Game #	G	G	G/F	F	C	G	W-L	PCT.
1	1-4, 8, 12	Hunter	Porter	Wahlin	Godfrey	N. Davidson	6	5-1	.833
2	5	Hunter	Buckner	Wahlin	Welling	N. Davidson	1	1-0	1.000
3	6, 10	Hunter	Porter	Wahlin	N. Davidson	Welling	2	1-1	.500
4	7, 9, 13-26	Hunter	Porter	Wahlin	Godfrey	Welling	16	12-4	.750
5	11	Hunter	Porter	Johnson	Godfrey	N. Davidson	1	1-0	1.000



SUPERLATIVE STATS

INDIVIDUAL GAME HIGHS/INDIVIDUAL HIGHS UNDER BROWNELL

italic indicates all-time under Coach Brownell

CLEMSON		OPPONENT	
	HIGHS		HIGHS
Points	26, Jestin Porter, 1/10/26 at Notre Dame 33, Jaron Blossomgame, 2/20/16 at NC State	Points	29, Labaron Philon, 12/3/25 at Alabama 40, Harrison Barnes, 3/12/11 vs. North Carolina
FG	9, Jestin Porter, 1/10/26 at Notre Dame 13, Jaron Blossomgame, last on 2/8/16 vs. Notre Dame	FG	9, four players, last by Ven-Allen Lubin, 1/20/26 vs. NC State 12, last by Naithan George, 2/4/25 vs. Georgia Tech
FGA	17, Zac Foster, 12/3/25 at Alabama 24, KJ McDaniels, 2/11/14 at Notre Dame	FGA	18, Davion Cunningham, 11/11/25 vs. Morehead State 26, Naithan George, 2/4/25 vs. Georgia Tech
FG Perfection	5, RJ Godfrey, 11/7/25 vs. Gardner-Webb 7, last by Ian Schieffelin, 3/4/23 vs. Notre Dame	FG Perfection	4, Somto Cyril, 11/23/25 vs. Georgia 8, Mark Williams, 2/10/22 vs. Duke
3FG	5, Jestin Porter, 12/9/25 vs. BYU 8, Marquise Reed, 2/21/18 at Virginia Tech*	3FG	5, Day Day Thomas, 12/21/25 vs. Cincinnati 8, Lamar Peters, 12/8/18 vs. Mississippi State
3FGA	9, Jestin Porter, 11/23/25 vs. Georgia; 12/9/25 vs. BYU 20, Marquise Reed, 2/21/18 at Virginia Tech	3FGA	10, Damarco Minor, 1/31/26 vs. Pittsburgh 16, Claudell Harris Jr., 3/13/24 vs. Boston College
3FG Perfection	2, six players, last by Dallas Thomas, 2/7/26 at California 5, Gabe DeVoe, 11/24/17 vs. Texas Southern	3FG Perfection	2, Tobi Lawal, 2/11/26 vs. Virginia Tech 5, last by Chris Childs, 11/15/21 vs. Bryant
FT	8, Carter Welling, 11/28/25 vs. Alabama A&M; 1/20/26 vs. NC State 16, Milton Jennings, 1/27/13 vs. Virginia Tech	FT	11, KJ Lewis, 11/15/25 at Georgetown 15, Marcus Georges-Hunt, 3/9/16 at Georgia Tech
FTA	13, Carter Welling, 12/16/25 vs. South Carolina 18, Milton Jennings, 1/27/13 vs. Virginia Tech	FTA	14, KJ Lewis, 11/15/25 at Georgetown 16, Marcus Georges-Hunt, 3/9/16 at Georgia Tech
FT Perfection	8, Carter Welling, 11/28/25 vs. Alabama A&M 10, Brevin Galloway, 2/25/23 at NC State; Joseph Girard III, 2/24/24 vs. Florida State	FT Perfection	11, Boopie Miller, 1/7/26 vs. SMU 11, Boopie Miller, 1/7/26 vs. SMU
Rebounds	11, Carter Welling, 11/7/25 vs. Gardner-Webb; RJ Godfrey, 11/11/25 vs. Morehead State 20, Ian Schieffelin, 12/3/24 vs. Kentucky	Rebounds	17, Ernest Udeh Jr., 1/17/26 vs. Miami 20, John Mooney, 3/9/19 at Notre Dame
Offensive Reb.	7, RJ Godfrey, 11/11/25 vs. Morehead State 9, Ian Schieffelin, 11/7/22 vs. The Citadel; PJ Hall, 1/16/24 vs. Georgia Tech	Offensive Reb.	5, three players, last by Roman Siulepa, 1/31/26 vs. Pittsburgh 8, Jordan Murphy, 11/30/15 at Minnesota
Assists	7, Dillon Hunter, 1/17/26 vs. Miami 11, last by Chase Hunter, 2/22/23 vs. Syracuse	Assists	7, Malik Mack, 11/15/25 at Georgetown 13, Kendall Marshall, 2/18/12 at North Carolina
Blocks	3, two players, last by Carter Welling, 2/11/26 vs. Virginia Tech 8, last by Landry Nnoko, 2/6/16 at Virginia Tech	Blocks	8, Aiden Sherrell, 12/3/25 at Alabama 8, Aiden Sherrell, 12/3/25 at Alabama
Steals	5, Jestin Porter, 1/10/26 at Notre Dame 6, Avry Holmes, 2/13/16 vs. Georgia Tech	Steals	5, KJ Lewis, 11/15/25 at Georgetown 6, Makai Ashton-Longford, 1/31/23 at Boston College
Minutes	40, Jestin Porter, 11/23/25 vs. Georgia ^^^52, Chase Hunter, 2/4/25 vs. Georgia Tech	Minutes	39, Roman Siulepa, 1/3/26 at Pittsburgh; Boopie Miller, 1/7/26 vs. SMU ^^^55, Naithan George, 2/4/25 vs. Georgia Tech

^ - denotes one overtime period, * - denotes school record

2025-26 TEAM HIGHS & LOWS

CLEMSON		OPPONENT	
	HIGHS		LOWS
Points	97, 11/7/25 vs. Gardner-Webb; 11/23/25 vs. Georgia	Points	94, 11/23/25 vs. Georgia
1st Half Points	52, 11/28/25 vs. Alabama A&M	1st Half Points	45, 12/3/25 at Alabama
2nd Half Points	54, 12/3/25 at Alabama	2nd Half Points	47, 12/21/25 vs. Cincinnati
1st Half FG%	62.1, 11/28/25 vs. Alabama A&M	1st Half FG%	64.0, 12/13/25 vs. Mercer
2nd Half FG%	65.0, 1/17/26 vs. Miami	2nd Half FG%	56.0, 1/31/26 vs. Pittsburgh
Scoring Margin	+50, 11/3/25 vs. New Hampshire	FG	32, 11/23/25 vs. Georgia
FG	37, 11/7/25 vs. Gardner-Webb	FGA	66, 11/23/25 vs. Georgia
FGA	77, 11/7/25 vs. Gardner-Webb	FG%	52.0, 2/11/26 vs. Virginia Tech
FG%	55.1, 2/7/26 at California	3FG	12, 12/3/25 at Alabama
3FG	12, 2/7/26 at California	3FGA	34, 12/3/25 at Alabama
3FGA	36, 11/7/25 vs. Gardner-Webb	3FG% (Min. 10)	52.4, 2/11/26 vs. Virginia Tech
3FG% (Min. 10)	50.0, 12/21/25 vs. Cincinnati	FT	26, 1/7/26 vs. SMU
FT	30, 11/3/25 vs. New Hampshire	FTA	32, 11/15/25 at Georgetown
FTA	41, 11/3/25 vs. New Hampshire	FT% (Min. 10)	100.0, 2/11/26 vs. Virginia Tech
FT% (Min. 10)	86.7, 12/9/25 vs. BYU	Rebounds	41, 11/11/25 vs. Morehead State
Rebounds	47, 11/7/25 vs. Gardner-Webb	Offensive Reb.	19, 11/11/25 vs. Morehead State
Offensive Reb.	11, 11/7/25 vs. Gardner-Webb; 11/17/25 vs. North Alabama	Assists	16, 11/15/25 at Georgetown
Rebound Margin	+21, 11/28/25 vs. Alabama A&M	Turnovers	19, 1/13/26 vs. Boston College
Assists	25, 11/7/25 vs. Gardner-Webb	Blocks	12, 12/3/25 at Alabama
Turnovers	14, 1/3/26 at Pittsburgh	Steals	10, 3x, last 2/4/26 at Stanford
Blocks	6, 2x, last 1/24/26 at Georgia Tech	Fouls	28, 11/3/25 vs. New Hampshire
Steals	12, 1/17/26 vs. Miami		
Fouls	23, 11/23/25 vs. Georgia		

TEAM HIGHS & LOWS UNDER BROWNELL

CLEMSON		OPPONENT	
	HIGHS		LOWS
Points	109, 12/22/23 vs. Queens	Points	109, 2/5/17 at Florida State
1st Half Points	69, 12/22/23 vs. Queens	1st Half Points	51, 2/5/17 at Florida State
2nd Half Points	56, last on 1/16/18 at North Carolina	2nd Half Points	60, 1/3/24 at Miami (Fla.)
1st Half FG%	71.1, 12/22/23 vs. Queens	1st Half FG%	64.0, 3/4/12 at Florida State
2nd Half FG%	85.0, 1/12/11 vs. Georgia Tech	2nd Half FG%	75.0, 1/3 at Miami (Fla.)
Scoring Margin	+50, 11/3/25 vs. New Hampshire	FG	41, 2/5/17 at Florida State
FG	43, 12/22/23 vs. Queens	FGA	79, 3/2/14 vs. Maryland
FGA	73, 3/4/12 at Florida State	FG%	66.1, 2/5/17 at Florida State
FG%	69.2, 1/12/11 vs. Georgia Tech	3FG	19, 12/8/18 vs. Mississippi State
3FG	15, 1/30/18 vs. North Carolina	3FGA	42, 12/22/23 vs. Queens
3FGA	36, last on 2/21/18 at Virginia Tech	3FG% (Min. 10)	72.7, 2/7/12 vs. Maryland
3FG% (Min. 10)	78.6, 1/12/11 vs. Georgia Tech	FT	26, 1/7/26 vs. SMU
FT	32, 1/10/16 vs. Louisville	FTA	35, 1/22/11 at Maryland
FTA	46, 11/12/10 vs. Western Carolina	FT% (Min. 10)	100.0, 2/11/26 vs. Virginia Tech
FT% (Min. 10)	100.0, 1/31/23 at Boston College (16-16)	Rebounds	63, 3/2/14 vs. Maryland
Rebounds	51, last on 12/18/21 vs. South Carolina	Offensive Reb.	24, 1/10/16 vs. Louisville; 2/4 vs. Georgia Tech
Offensive Reb.	23, last on 12/13/16 vs. SC State	Assists	26, 2/5/17 at Florida State
Rebound Margin	+32, 12/29/23 vs. Radford	Turnovers	25, 1/1/13 vs. The Citadel
Assists	+22, 12/29/23 vs. Syracuse	Blocks	12, 12/3/25 at Alabama
Turnovers	22, 2/5/17 at Florida State	Steals	17, 12/12/20 vs. Alabama
Blocks	12, last on 11/17/13 vs. South Carolina	Fouls	32, 11/12/10 vs. Western Carolina
Steals	16, 1/1/13 vs. The Citadel; 1/1/25 vs. Stanford		
Fouls	26, 1/17/23 at Wake Forest		

GAME-BY-GAME RESULTS

Opponent	Score	By Periods	FGM-A-Pct.	3FGM-A-Pct	FTM-A-Pct.	Reb (O-D)	PF-DQ	A	TO	BS	S	1H-FG%	2H-FG%	Bench
H-New Hampshire	38	16-22	15-60-.250	4-27-.148	4-9-.444	30 (8-22)	28-1	7	13	1	4	.212	.296	27
CLEMSON	88	43-45	26-51-.510	6-19-.316	30-41-.732	45 (7-38)	15-0	13	6	4	2	.500	.519	43
H-Gardner-Webb	59	30-29	18-47-.383	6-20-.300	17-26-.654	28 (6-22)	18-2	8	16	1	2	.417	.348	32
CLEMSON	97	45-52	37-77-.481	10-36-.278	13-20-.650	47 (19-28)	16-0	25	3	3	9	.486	.475	44
H-Morehead State	56	20-36	21-62-.339	6-25-.240	8-11-.727	41 (19-22)	19-0	7	11	3	3	.226	.452	16
CLEMSON	83	39-44	29-62-.468	11-30-.367	14-18-.778	40 (15-25)	16-0	19	5	2	6	.394	.552	36
A-Georgetown	79	33-46	24-53-.453	6-17-.353	25-32-.781	35 (6-29)	17-1	16	8	3	8	.375	.517	18
CLEMSON	74	36-38	25-61-.410	10-29-.345	14-20-.700	36 (11-25)	22-0	14	10	3	4	.406	.414	34
H-North Alabama	61	22-39	22-60-.367	7-28-.250	10-15-.667	29 (13-16)	14-1	11	8	4	10	.323	.414	22
CLEMSON	81	45-36	27-61-.443	11-35-.314	16-20-.800	45 (19-26)	12-0	18	12	6	5	.500	.370	44
N-West Virginia	67	32-35	23-57-.404	9-23-.391	12-19-.632	33 (9-24)	17-0	9	8	3	8	.400	.407	27
CLEMSON	70	25-45	24-52-.462	7-22-.318	15-19-.789	36 (6-30)	15-0	12	12	4	5	.370	.560	27
N-Georgia	94	40-40-14	32-66-.485	9-30-.300	21-26-.808	35 (8-27)	25-2	14	15	5	8	.552	.444	25
CLEMSON	97	41-39-17	32-69-.464	11-25-.440	22-29-.759	45 (15-30)	23-0	12	13	0	8	.469	.419	34
H-Alabama A&M	56	22-34	20-54-.370	4-22-.182	12-17-.706	23 (3-20)	26-2	5	11	1	4	.290	.478	24
CLEMSON	92	52-40	30-55-.545	8-23-.348	24-32-.750	44 (10-34)	17-0	18	11	1	5	.621	.462	49
A-Alabama	90	45-45	28-60-.467	12-34-.353	22-31-.710	39 (13-26)	19-0	13	9	12	3	.500	.438	15
CLEMSON	84	30-54	29-71-.408	4-19-.211	22-28-.786	43 (18-25)	21-0	12	7	3	6	.297	.529	35
N-BYU	67	22-45	25-62-.403	5-23-.217	12-14-.857	36 (16-20)	12-0	12	9	7	8	.281	.533	2
CLEMSON	64	43-21	21-58-.362	9-29-.310	13-15-.867	38 (17-21)	14-0	15	12	5	7	.452	.259	24
H-Mercer	63	39-24	26-54-.481	6-22-.273	5-10-.500	26 (3-23)	15-0	10	9	4	5	.640	.345	6
CLEMSON	70	33-37	25-54-.463	8-26-.308	12-16-.750	36 (8-28)	13-0	9	9	1	7	.433	.500	22
H-South Carolina	61	27-34	19-51-.373	4-26-.154	19-23-.826	33 (9-24)	26-1	10	14	1	7	.393	.348	14
CLEMSON	68	34-34	22-47-.468	5-14-.357	19-31-.613	29 (4-25)	18-0	10	8	1	9	.500	.429	41
N-Cincinnati	65	18-47	22-58-.379	10-25-.400	11-15-.733	36 (10-26)	13-0	9	12	4	5	.261	.457	23
CLEMSON	68	38-30	24-50-.480	10-20-.500	10-14-.714	27 (2-25)	12-0	15	12	1	6	.464	.500	22
A-Syracuse	61	28-33	18-45-.400	5-15-.333	20-24-.833	30 (5-25)	14-0	8	15	6	3	.333	.476	36
CLEMSON	64	29-35	27-56-.482	4-16-.250	6-12-.500	31 (7-24)	18-0	9	12	2	10	.419	.560	18
A-Pittsburgh	68	35-33	23-52-.442	6-17-.353	16-22-.727	27 (6-21)	21-1	9	10	0	10	.500	.406	19
CLEMSON	73	34-39	24-45-.533	7-21-.333	18-25-.720	28 (4-24)	21-1	11	14	2	5	.542	.524	26
H-SMU	70	25-45	19-51-.373	6-17-.353	26-29-.897	37 (12-25)	23-1	10	13	2	5	.333	.407	9
CLEMSON	74	34-40	24-56-.444	9-31-.290	17-24-.708	33 (11-22)	20-0	13	9	1	6	.414	.444	27
A-Notre Dame	61	34-27	20-47-.426	9-21-.429	12-18-.667	29 (6-23)	16-0	7	14	3	2	.522	.333	16
CLEMSON	76	39-37	27-58-.466	7-26-.269	15-18-.833	31 (8-23)	15-0	11	6	1	7	.448	.483	8
H-Boston College	50	27-23	20-47-.426	5-15-.333	5-13-.385	30 (6-24)	19-2	9	19	8	7	.458	.391	4
CLEMSON	74	37-37	25-54-.463	8-19-.421	16-23-.696	35 (10-25)	15-1	12	10	4	9	.538	.393	40
H-Miami (Fla.)	59	26-33	21-54-.389	6-24-.250	11-14-.786	34 (11-23)	15-1	9	16	2	5	.367	.417	13
CLEMSON	69	35-34	27-51-.529	8-17-.471	7-10-.700	28 (4-24)	13-0	13	12	2	12	.452	.650	15
H-NC State	80	38-31-11	25-57-.439	8-23-.348	22-25-.880	30 (6-24)	19-0	13	7	1	7	.484	.350	9
CLEMSON	76	33-36-7	26-58-.448	9-28-.321	15-24-.625	38 (9-29)	17-0	9	13	0	2	.458	.481	25
A-Georgia Tech	63	33-30	21-57-.368	9-21-.429	12-17-.706	32 (9-23)	15-0	14	9	6	4	.429	.310	17
CLEMSON	77	35-42	28-61-.459	11-28-.393	10-13-.769	37 (9-28)	16-0	14	10	6	5	.412	.519	33
H-Pittsburgh	52	16-36	20-53-.377	5-26-.192	7-11-.636	33 (16-17)	20-0	9	14	4	6	.214	.560	6
CLEMSON	63	33-30	19-41-.463	8-21-.381	17-20-.850	25 (5-20)	16-0	12	11	2	8	.500	.429	26
A-Stanford	64	32-32	24-60-.400	9-28-.321	7-9-.778	30 (10-20)	20-1	12	7	3	10	.414	.387	34
CLEMSON	66	30-36	21-46-.457	7-17-.412	17-22-.773	34 (6-28)	14-0	8	12	1	3	.440	.476	43
A-California	55	20-35	19-48-.396	4-13-.308	13-15-.867	27 (4-23)	16-0	7	14	0	5	.240	.565	5
CLEMSON	77	39-38	27-49-.551	12-26-.462	11-19-.579	29 (4-25)	15-0	16	10	5	7	.591	.519	35
H-Virginia Tech	76	40-36	26-50-.520	11-21-.524	13-13-1.000	29 (4-25)	16-0	12	13	0	5	.593	.435	7
CLEMSON	66	33-33	25-55-.455	5-16-.313	11-18-.611	27 (8-19)	13-0	6	9	3	6	.536	.370	35
A- Duke	67	31-36	23-54-.426	10-29-.345	11-15-.733	37 (9-28)	10-0	15	10	3	5	.379	.480	17
CLEMSON	54	26-28	20-57-.351	6-24-.250	8-10-.800	32 (9-23)	15-0	10	9	4	4	.321	.379	18

OVERALL STATISTICS



2025-26 Clemson Men's Basketball Combined Team Statistics All games

Page 1/1
as of Feb 14, 2026

Game Records

Record	Overall	Home	Away	Neutral
ALL GAMES	20-6	11-2	6-3	3-1
CONFERENCE	10-3	4-2	6-1	0-0
NON-CONFERENCE	10-3	7-0	0-2	3-1

Score by Periods

Team	1st	2nd	OT	TOT
Clemson	941	980	24	1945
Opponents	751	906	25	1682

Team Box Score

No.	Player				Total		3-Point		F-Throw		Rebounds													
		GP-GS	MIN	AVG	FG-FGA	FG%	3FG-3FGA	3FG%	FT-FTA	FT%	OFF	DEF	TOT	AVG	PF	DQ	A	TO	BLK	STL	PTS	AVG		
0	GODFREY, RJ	26-23	634:18	24.4	117-184	.636	1-7	.143	66-102	.647	40	95	135	5.2	75	1	38	38	14	17	301	11.6		
22	WELLING, Carter	26-19	555:19	21.4	89-181	.492	12-46	.261	83-118	.703	41	107	148	5.7	55	1	34	36	17	22	273	10.5		
1	PORTER, Jestin	26-25	720:53	27.7	86-238	.361	48-142	.338	41-51	.804	16	33	49	1.9	33	0	35	21	6	34	261	10.0		
11	DAVIDSON, Nick	26-10	575:48	22.1	88-163	.540	21-55	.382	50-71	.704	35	69	104	4.0	47	0	31	30	10	13	247	9.5		
21	BUCKNER, Ace	26-1	457:08	17.6	72-159	.453	18-62	.290	41-50	.820	15	51	66	2.5	46	0	41	25	3	19	203	7.8		
2	HUNTER, Dillon	26-26	739:48	28.5	69-156	.442	28-74	.378	33-44	.750	15	90	105	4.0	49	0	78	30	1	25	199	7.7		
5	FOSTER, Zac	12-0	223:41	18.6	26-84	.310	13-47	.277	18-22	.818	5	29	34	2.8	32	0	30	15	3	5	83	6.9		
10	WAHLIN, Jake	26-25	544:14	20.9	50-116	.431	27-72	.375	20-28	.714	18	86	104	4.0	47	0	17	16	7	9	147	5.7		
4	JOHNSON, Efreem	26-1	485:33	18.7	42-111	.378	28-78	.359	25-30	.833	11	43	54	2.1	20	0	22	10	3	14	137	5.3		
8	THOMAS, Dallas	16-0	67:06	4.2	12-21	.571	8-15	.533	3-6	.500	2	4	6	0.4	4	0	2	4	0	0	35	2.2		
3	THOMPSON, Chase	26-0	231:11	8.9	19-38	.500	7-19	.368	8-13	.615	8	21	29	1.1	11	0	8	9	3	5	53	2.0		
44	STEINOUR, Trent	6-0	15:01	2.5	1-4	.250	0-0	.000	4-6	.667	3	4	7	1.2	2	0	0	1	0	0	6	1.0		
Team											36	42	78					22						
Total		26	5250		671-1455	.461	211-617	.342	392-541	.725	245	674	919	35.3	421	2	336	257	67	163	1945	74.8		
Opponents		26	5250		574-1419	.405	181-592	.306	353-473	.746	227	602	829	31.9	473	16	265	305	87	149	1682	64.7		

Team Statistics

	CU	OPP
Scoring	1945	1682
Points per game	74.8	64.7
Scoring margin	+10.1	-
Field goals-att	671-1455	574-1419
Field goal pct	.461	.405
3 point fg-att	211-617	181-592
3-point FG pct	.342	.306
3-pt FG made per game	8.1	7.0
Free throws-att	392-541	353-473
Free throw pct	.725	.746
F-Throws made per game	15.1	13.6
Rebounds	919	829
Rebounds per game	35.3	31.9
Rebounding margin	+3.5	-
Assists	336	265
Assists per game	12.9	10.2
Turnovers	257	305
Turnovers per game	9.9	11.7
Turnover margin	+1.8	-
Assist/turnover ratio	1.3	0.9
Steals	163	149
Steals per game	6.3	5.7
Blocks	67	87
Blocks per game	2.6	3.3
Winning streak	0	-
Home win streak	0	-
Attendance	96185	77056
Home games-Avg/Game	13-7399	9-8562
Neutral site-Avg/Game	-	4-8110

Team Results

Date	Opponent		Score	Att.
11/03/2025	New Hampshire	W	88-38	7439
11/07/2025	Gardner-Webb	W	97-59	7217
11/11/2025	Morehead St.	W	83-56	6357
11/15/2025	at Georgetown	L	74-79	8562
11/17/2025	North Ala.	W	81-61	6356
11/21/2025	vs West Virginia	W	70-67	4856
11/23/2025	vs Georgia	Wot	97-94	3823
11/28/2025	Alabama A&M	W	92-56	6118
12/03/2025	at Alabama	L	84-90	13474
12/09/2025	vs BYU	L	64-67	19694
12/13/2025	Mercer	W	70-63	6129
12/16/2025	South Carolina	W	68-61	9000
12/21/2025	vs Cincinnati	W	68-65	4065
12/31/2025	at Syracuse	W	64-61	16245
01/03/2026	at Pittsburgh	W	73-68	6652
01/07/2026	SMU	W	74-70	8134
01/10/2026	at Notre Dame	W	76-61	6933
01/13/2026	Boston College	W	74-50	7320
01/17/2026	Miami (FL)	W	69-59	9000
01/20/2026	NC State	Lot	76-80	9000
01/24/2026	at Georgia Tech	W	77-63	6781
01/31/2026	Pittsburgh	W	63-52	6723
02/04/2026	at Stanford	W	66-64	3466
02/07/2026	at California	W	77-55	5629
02/11/2026	Virginia Tech	L	66-76	7392
02/14/2026	at Duke	L	54-67	9314



ACC STATISTICS



2025-26 Clemson Men's Basketball Combined Team Statistics In Conference games

Page 1/1
as of Feb 14, 2026

Game Records

Record	Overall	Home	Away	Neutral
ALL GAMES	10-3	4-2	6-1	0-0
CONFERENCE	10-3	4-2	6-1	0-0
NON-CONFERENCE	0-0	0-0	0-0	0-0

Score by Periods

Team	1st	2nd	OT	TOT
Clemson	437	465	7	909
Opponents	385	430	11	826

Team Box Score

No.	Player				Total		3-Point		F-Throw		Rebounds													
		GP-GS	MIN	AVG	FG-FGA	FG%	3FG-3FGA	3FG%	FT-FTA	FT%	OFF	DEF	TOT	AVG	PF	DQ	A	TO	BLK	STL	PTS	AVG		
0	GODFREY, RJ	13-13	329:05	25.3	60-94	.638	1-4	.250	33-58	.569	14	46	60	4.6	40	1	13	21	5	8	154	11.8		
11	DAVIDSON, Nick	13-0	288:08	22.2	51-85	.600	14-33	.424	22-32	.688	13	32	45	3.5	26	0	10	17	6	6	138	10.6		
22	WELLING, Carter	13-13	295:15	22.7	44-96	.458	3-22	.136	46-61	.754	19	57	76	5.8	34	1	20	20	9	10	137	10.5		
1	PORTER, Jestin	13-13	420:13	32.3	45-125	.360	20-70	.286	15-17	.882	4	17	21	1.6	18	0	16	11	5	23	125	9.6		
21	BUCKNER, Ace	13-0	241:24	18.6	35-77	.455	13-31	.419	20-23	.870	2	19	21	1.6	25	0	22	15	2	11	103	7.9		
2	HUNTER, Dillon	13-13	389:03	29.9	28-73	.384	13-41	.317	9-16	.563	7	51	58	4.5	26	0	42	16	1	10	78	6.0		
4	JOHNSON, Efreem	13-0	264:13	20.3	19-53	.358	17-40	.425	13-17	.765	6	23	29	2.2	13	0	13	7	0	8	68	5.2		
10	WAHLIN, Jake	13-13	269:20	20.7	23-57	.404	14-35	.400	6-9	.667	4	45	49	3.8	22	0	6	8	4	6	66	5.1		
3	THOMPSON, Chase	13-0	98:06	7.5	9-17	.529	3-8	.375	4-5	.800	3	7	10	0.8	2	0	1	6	1	2	25	1.9		
8	THOMAS, Dallas	10-0	26:52	2.7	6-9	.667	3-6	.500	0-0	.000	1	0	1	0.1	2	0	1	0	0	0	15	1.5		
44	STEINOUR, Trent	2-0	03:19	1.7	0-1	.000	0-0	.000	0-0	.000	1	2	3	1.5	0	0	0	1	0	0	0	0.0		
Team											20	15	35					15						
Total		13	2625		320-687	.466	101-290	.348	168-238	.706	94	314	408	31.4	208	2	144	137	33	84	909	69.9		
Opponents		13	2625		279-675	.413	93-270	.344	175-225	.778	104	301	405	31.2	224	6	134	162	38	74	826	63.5		

Team Statistics

	CU	OPP
Scoring	909	826
Points per game	69.9	63.5
Scoring margin	+6.4	-
Field goals-att	320-687	279-675
Field goal pct	.466	.413
3 point fg-att	101-290	93-270
3-point FG pct	.348	.344
3-pt FG made per game	7.8	7.2
Free throws-att	168-238	175-225
Free throw pct	.706	.778
F-Throws made per game	12.9	13.5
Rebounds	408	405
Rebounds per game	31.4	31.2
Rebounding margin	+0.2	-
Assists	144	134
Assists per game	11.1	10.3
Turnovers	137	162
Turnovers per game	10.5	12.5
Turnover margin	+1.9	-
Assist/turnover ratio	1.1	0.8
Steals	84	74
Steals per game	6.5	5.7
Blocks	33	38
Blocks per game	2.5	2.9
Winning streak	0	-
Home win streak	0	-
Attendance	47569	55020
Home games-Avg/Game	6-7928	7-7860
Neutral site-Avg/Game	-	0-0

Team Results

Date	Opponent		Score	Att.
12/31/2025	at Syracuse	W	64-61	16245
01/03/2026	at Pittsburgh	W	73-68	6652
01/07/2026	SMU	W	74-70	8134
01/10/2026	at Notre Dame	W	76-61	6933
01/13/2026	Boston College	W	74-50	7320
01/17/2026	Miami (FL)	W	69-59	9000
01/20/2026	NC State	Lot	76-80	9000
01/24/2026	at Georgia Tech	W	77-63	6781
01/31/2026	Pittsburgh	W	63-52	6723
02/04/2026	at Stanford	W	66-64	3466
02/07/2026	at California	W	77-55	5629
02/11/2026	Virginia Tech	L	66-76	7392
02/14/2026	at Duke	L	54-67	9314