



GAME NOTES

#20/19 CLEMSON TIGERS 19-4, 9-1 (ACC) VS. CALIFORNIA GOLDEN BEARS 17-6, 5-5 (ACC)

ACC Game #11 • Road Game #8

TV: ACCN

Radio: 105.5 FM "The Roar" (Clemson Athletic Network)

Saturday, February 7 • Haas Pavilion (Berkeley, Calif.) • 8 p.m. ET



32 POSTSEASON APPEARANCES • 15 NCAA TOURNAMENTS • 5 SWEET SIXTEENS • 2 ELITE EIGHTS • 1990 ACC REGULAR SEASON CHAMPIONS

BROADCAST INFORMATION

ACCN

Play-by-Play: Roxy Bernstein
Analyst: David Padgett
Producer: Aaron Owens
Watch Link: <https://bit.ly/4ku7p8D>

CLEMSON ATHLETIC NETWORK

Play-by-Play: Don Munson
Analyst: Tim Bourret
Engineer: Ben Miltstead
SiriusXM: Channel 384, and on the SiriusXM App

LIVE STATS

<https://stats.statbroadcast.com/broadcast/?id=610905&vislive=clem>

SCHEDULE & RESULTS

| Date | AP Rank | CU Opp | Opponent | TV | Eastern Time |
|----------------|---------|--------|--|----------|---------------|
| 0 17 | - | - | PRESBYTERIAN EXHIB | N/A | W, 83-44 |
| November (7-1) | | | | | |
| N 3 | - | - | NEW HAMPSHIRE | ACCNX | W, 88-38 |
| N 7 | - | - | GARDNER-WEBB | ACCN | W, 97-59 |
| N 11 | - | - | MOREHEAD STATE | ACCNX | W, 83-56 |
| N 15 | - | - | at Georgetown | Peacock | L, 74-79 |
| N 17 | - | - | NORTH ALABAMA | ACCN | W, 81-61 |
| N 21 | - | - | vs. West Virginia ¹ | ESPNU | W, 70-67 |
| N 23 | - | - | vs. Georgia ¹ | ESPN | W, 97-94 (OT) |
| N 28 | - | - | ALABAMA A&M | ACCNX | W, 92-56 |
| December (4-2) | | | | | |
| D 3 | - | 12 | at Alabama ² | ESPNU | L, 84-90 |
| D 9 | - | 10 | vs. BYU ³ | ESPN | L, 64-67 |
| D 13 | - | - | MERCER | ACCNX | W, 70-63 |
| D 16 | - | - | SOUTH CAROLINA | ESPN2 | W, 68-61 |
| D 21 | - | - | vs. Cincinnati ⁴ | ESPN | W, 68-65 |
| D 31 | - | - | at Syracuse ⁵ | ESPN2 | W, 64-61 |
| January (7-1) | | | | | |
| J 3 | - | - | at Pittsburgh [*] | The CW | W, 73-68 |
| J 7 | - | 24 | SMU [*] | ESPNU | W, 74-70 |
| J 10 | - | - | at Notre Dame [*] | ESPN2 | W, 76-61 |
| J 13 | 22 | - | BOSTON COLLEGE [*] | ACCN | W, 74-50 |
| J 17 | 22 | - | MIAMI (FLA.) [*] | The CW | W, 69-59 |
| J 20 | 18 | - | NC STATE [*] | ACCN | L, 76-80 OT |
| J 24 | 18 | - | at Georgia Tech | ACCN | W, 77-63 |
| J 31 | 22 | - | PITTSBURGH [*] | ACCN | W, 63-52 |
| February (1-0) | | | | | |
| F 4 | 20 | - | at Stanford [*] | ACCN | W, 66-64 |
| F 7 | 20 | - | at California [*] | ACCN | 8 p.m. |
| F 11 | - | - | VIRGINIA TECH [*] | ACCN | 7 p.m. |
| F 14 | - | - | at Duke [*] | ESPN | 12 p.m. |
| F 18 | - | - | at Wake Forest | ACCN | 7 p.m. |
| F 21 | - | - | FLORIDA STATE [*] | The CW | 12 p.m. |
| F 28 | - | - | LOUISVILLE [*] | ESPN/2 | TBD |
| March (0-0) | | | | | |
| M 3 | - | - | at North Carolina [*] | ESPN/2/U | 7 p.m. |
| M 7 | - | - | GEORGIA TECH [*] | ACCN | 12 p.m. |
| M 10-14 | - | - | ACC Tournament Championship ⁵ | | |

* - ACC contest; Note: Home games in bold; ¹ Charleston Classic (TD Arena; Charleston, S.C.); ² ACC/SEC Challenge; ³ Jimmy V Classic (Madison Square Garden; New York, N.Y.); ⁴ Greenville Winter Invitational (Bon Secours Wellness Arena; Greenville, S.C.); ⁵ ACC Tournament (Spectrum Center; Charlotte, N.C.)

CLEMSONGRIT

DEFINITION

Passion and perseverance toward a long-term goal.

CULTURE OF COMMITMENT

Integrity, Work Ethic, Sacrifice

"Grit, passion and perseverance toward a long-term goal and that can be applied to many things. It's not just about a season. It might be a college career. It might be a professional career. It might be graduating from college. It can pertain to just about anything. You need to have tremendous passion for something in your life if you want to be successful." - Head Coach Brad Brownell

COMMUNICATIONS

BEN WINTERROWD

Associate Director for Strategic Communications and Publicity
Email: winterr@clemson.edu
Cell: (630) 862-8828

Clemson Athletics Website: ClemsonTigers.com

Clemson Basketball X/Instagram/Facebook: @ClemsonMBB

CLEMSON RECORDS

| | | |
|--------------------------------|------|----|
| Overall: | 19-4 | W3 |
| vs. ACC opponents: | 9-1 | W3 |
| Non-Conference regular-season: | 10-3 | W3 |
| Home: | 11-1 | W1 |
| Away: | 5-2 | W5 |
| Neutral: | 3-1 | W1 |

SERIES AT A GLANCE

| | |
|----------------|------------------------------------|
| OVERALL | Clemson leads 2-1 |
| Current Streak | Clemson, 2 |
| Last Meeting | Clemson 80, California 68 (1-4-25) |

CLEMSON BASKETBALL HEADLINES

» **CLEMSON EXTENDS ROAD ACC WIN STREAK TO 13:** Clemson won its 13th-straight ACC road game at Stanford on Feb. 4 by a score of 66-64. Dating back to 2024-25, the Tigers have won 13 in a row on the road in the ACC.

• The streak is the third-longest in ACC history and the longest streak of its kind in the last 25 years in the ACC.

• The streak is the longest active streak in the country after Houston lost at Texas Tech on Jan. 24, 2026.

• Clemson's 14-1 (.933) road record in conference play over the last two seasons is tied for the best in the league with Duke's 14-1 mark.

» **NEW LOOK TIGERS:** Clemson underwent its largest roster turnover under Brad Brownell this past offseason that saw the graduations of Chase Hunter, Ian Schieffelin, Viktor Lakhin, Jaeden Zackery, Matt Kelly, Daniel Nauseef and Andrew Latiff. While seven exhausted eligibility, six entered the transfer portal. Dillon Hunter, Dallas Thomas and Ace Buckner are the stayovers from last year's roster.

• Clemson was active in the transfer portal, adding talent from all over the country, including Nick Davidson (Nevada), Carter Welling (Utah Valley), RJ Godfrey (Georgia), Jake Wahlin (Utah), Butta Johnson (UAB) and Jestin Porter (Middle Tennessee State). In addition to these six, Clemson will also boast a freshmen class of four: Zac Foster, Chase Thompson, Trent Steinour and Blake Davidson.

• Godfrey returns to Clemson after spending a year away from the program at Georgia. He was recruited by Brownell out of high school and played his first two seasons in Tigertown, including helping the Tigers to the Elite Eight in 2023-24.

• Godfrey on returning to play for Coach Brownell: "His philosophies have helped me just in life. It's something I took for granted my first two years here ... I'm so grateful I have the opportunity to play for Clemson again."

• Coach Brownell on the team this season: "Be patient. I think we're going to be exciting and fun to watch. The strength of our team is the TEAM. It's our depth."

» **WINNING WAYS:** Clemson won 74 games over the last three full seasons (2022-25), including two trips to the NCAA Tournament and the school's second Elite Eight appearance.

• The Tigers are 43-17 overall in the ACC over the same time period, the second-most wins in the ACC behind Duke.

• Clemson's 74-30 record for the last three years is the most wins in Clemson history over three consecutive years. The previous mark was a 72-30 mark between 2006-07 and 2008-09.

• The Tigers won a school record 27 games in 2024-25, including wins over AP Top 5 Kentucky and Duke. Clemson finished 18-2 in the ACC – the most conference wins in school history, including a record 15 by double-

BY THE NUMBERS

93

Clemson has won 93 games since the beginning of the 2022-23 season, which ranks second in the ACC during that span. From 2022-25, the Tigers were 74-30. Clemson's 74-30 record is the most wins in Clemson history over three consecutive years. The previous mark was a 72-30 mark between 2006-07 and 2008-09. Clemson is fifth in win percentage in the ACC since 2010 in overall games and league games.

digits (third-most in ACC history). The Tigers finished 9-1 on the road in league play, four more ACC road wins than any previous season.

- Since 2017-18, the Tigers are fourth in the ACC in wins (187) and fourth in league wins (99).
- Since the 2022-23 season, Clemson has won 93 games, which ranks second in the ACC during that span.

» **RESPECTED PROGRAM:** Clemson has garnered the respect of fellow coaches and media across the country for how Head Coach Brad Brownell has built his program and the success the Tigers have had over the last eight seasons, including their player development.

- "Clemson Basketball to me is Brad Brownell. Tough, gritty, incredibly prepared, ready for the next challenge." - Debbie Antonelli, ESPN

- "He's established the identity of what he wants Clemson Basketball to look like...I think he's obviously been underappreciated nationally. I think everyone in the league knows what type of coach he is." - Randolph Childress, ESPN

- "Brad Brownell and his staff do an excellent job with player development." - Paul Biancardi, Recruiting Director, CBB and NBA Draft Analyst for ESPN

- "Clemson Basketball is one of the premier individual player development programs in the country and they have been for awhile. Brad Brownell and his coaches do a great job." - Tom Crean, former head coach posted on X

- "I want to congratulate Coach Brownell and his team. I had a lot of respect for those guys coming in. In my opinion, I think he's one of the more underrated coaches in college basketball. Had all the traits of a good basketball team, tough and physical..." - Ross Hodge, West Virginia Head Coach

- "Clemson, as long as I've been in the league, has always been one of the best coached teams. I think he doesn't get enough credit for how well a job he does. I think he's one of the best coaches in the country." - Jai Lucas, Miami Head Coach

PRONUNCIATIONS

| | |
|----------|------------------------------------|
| BROWNELL | BROWN-nehl |
| BUTTA | BUTT-uh |
| JESTIN | JEST-inn |
| STEINOUR | STINE-our |
| WAHLIN | WAH-leen (NOT WAY-leen or WAY-lin) |

STATISTICAL OUTLOOK

| | Clemson | Instagram | Ht. | Wt. | Yr. | Hometown | GP/GS | PPG | RPG | APG | MPG |
|------|----------------|------------------|-------|-----|------|-----------------------|-------|------|-----|-----|----------|
| F 0 | RJ Godfrey | randallgodfreyjr | 6-7 | 240 | Sr. | Suwanee, Ga. | 23/20 | 11.8 | 5.1 | 1.5 | 24.0 |
| G 1 | Jestin Porter | iamjestinporter | 6-1 | 180 | Gr. | Houston, Texas | 23/22 | 10.7 | 2.0 | 1.4 | 27.0 |
| G 2 | Dillon Hunter | dillonhunter | 6-3.5 | 195 | Sr. | Atlanta, Ga. | 23/23 | 8.4 | 4.0 | 3.1 | 29.0 |
| F 3 | Chase Thompson | chase_thompsOn | 6-8 | 228 | Fr. | Glenwood, Minn. | 23/0 | 2.0 | 1.1 | 0.3 | 8.9 |
| G 4 | Butta Johnson | smoovlikbutta | 6-4 | 180 | Sr. | Huntsville, Ala. | 23/1 | 5.5 | 2.0 | 0.8 | 18.7 |
| G 5 | Zac Foster | zac2shifty | 6-4 | 190 | Fr. | Atlanta, Ga. | 12/0 | 6.9 | 2.8 | 2.5 | 18.6 |
| F 8 | Dallas Thomas | bgadallas | 6-9 | 180 | Rfr. | Little Rock, Ark. | 13/0 | 2.1 | 0.5 | 0.1 | 4.4 |
| F 10 | Jake Wahlin | jwahlin | 6-10 | 210 | Jr. | Provo, Utah | 23/22 | 5.7 | 4.1 | 0.7 | 21.0 |
| C 11 | Nick Davidson | nickdavidsonn | 6-10 | 235 | RSr. | Mission Viejo, Calif. | 23/10 | 9.5 | 4.2 | 1.1 | 22.2 |
| F 14 | Blake Davidson | blake.davidson.4 | 6-9 | 213 | Fr. | Mission Viejo, Calif. | | | | | REDSHIRT |
| G 21 | Ace Buckner | acebuckner_ | 6-3 | 180 | Rfr. | Dallas, Texas | 23/1 | 7.3 | 2.7 | 1.4 | 16.8 |
| F 22 | Carter Welling | carter.welling | 6-11 | 240 | Jr. | Draper, Utah | 23/16 | 10.0 | 5.9 | 1.4 | 21.7 |
| C 44 | Trent Steinour | trentsteinour | 6-10 | 218 | Fr. | Huntersville, N.C. | 5/0 | 1.2 | 1.2 | 0.0 | 2.8 |



2025-26 CLEMSON BROADCAST SHEET



#0 RJ GODFREY

@randallgodfreyjr

SR. • F • 6-7 • 240 • SUWANEE, GA.

| PPG | RPG | MPG | BLK | STL | APG | FG% | 3FG% | FT% |
|------|-----|------|-----|-----|-----|------|------|------|
| 11.8 | 5.1 | 24.0 | 11 | 15 | 1.5 | .654 | .143 | .663 |

- Returned to Clemson this offseason after playing 2022-24 for the Tigers.
- Helped Tigers to 2024 Elite Eight.

LAST GAME

Totalled 9 points and 1 rebound in limited action due to foul trouble in a win at Stanford (2/4/26). He played 12 minutes.

SEASON HIGHS

Pts..... 19 (12/3/25)
Rebs..... 11 (11/11/25)
Asts..... 3, 6x, (12/3/25)
Stls..... 2, 3x, (1/17/26)
Blks..... 3 (11/21/25)



#1 JESTIN PORTER

@iamjestinporter

GR. • G • 6-1 • 180 • HOUSTON, TEXAS

| PPG | RPG | MPG | BLK | STL | APG | FG% | 3FG% | FT% |
|------|-----|------|-----|-----|-----|------|------|------|
| 10.7 | 2.0 | 27.0 | 5 | 30 | 1.4 | .375 | .354 | .809 |

- 2025 Charleston Classic MVP
- 2024-25 All-CUSA Second Team
- 2x CUSA Player of the Week

LAST GAME

Scored 8 points and grabbed 4 rebounds in a win at Stanford (2/4/26).

SEASON HIGHS

Pts..... 26 (1/10/26)
Rebs..... 5 (11/7/25)
Asts..... 4 (12/9/25)
Stls..... 5 (1/10/26)
Blks..... 1, 4x, (1/31/26)



#2 DILLON HUNTER

@dillonhunter

SR. • G • 6-3.5 • 195 • ATLANTA, GA.

| PPG | RPG | MPG | BLK | STL | APG | FG% | 3FG% | FT% |
|-----|-----|------|-----|-----|-----|------|------|------|
| 8.4 | 4.0 | 29.0 | 1 | 22 | 3.1 | .466 | .386 | .775 |


- Best career assist-to-turnover ratio in Clemson history (3.02).
- Broke hand during ACCT game vs. SMU (March 2025).

LAST GAME

Totalled 2 points, 5 rebounds and 4 assists in win at Stanford (2/4/26).

SEASON HIGHS

Pts..... 16 (11/23/25)
Rebs..... 7, 2x, (1/10/26)
Asts..... 7 (1/17/26)
Stls..... 4 (1/17/26)
Blks..... 1 (1/31/26)



#3 CHASE THOMPSON

@chase_thomps0n

FR. • F • 6-8 • 228 • GLENWOOD, MINN.

| PPG | RPG | MPG | BLK | STL | APG | FG% | 3FG% | FT% |
|-----|-----|-----|-----|-----|-----|------|------|------|
| 2.0 | 1.1 | 8.9 | 2 | 4 | 0.3 | .500 | .353 | .636 |

- Led Alexandria Area to its first-ever state title by claiming the Class 3A crown in Minnesota.
- Named Minnesota Mr. Basketball.

LAST GAME

Career-high 10 points on career-best 4 made field goals in win at Stanford (2/4/26). Added 3 rebounds and 1 assist.

SEASON HIGHS

Pts..... 10 (2/4/26)
Rebs..... 5 (11/23/25)
Asts..... 3 (11/7/25)
Stls..... 2 (11/7/25)
Blks..... 1, 2x, (11/17/25)



#4 BUTTA JOHNSON

@smoovlikbutta

SR. • G • 6-4 • 180 • HUNTSVILLE, ALA.

| PPG | RPG | MPG | BLK | STL | APG | FG% | 3FG% | FT% |
|-----|-----|------|-----|-----|-----|------|------|------|
| 5.5 | 2.0 | 18.7 | 3 | 12 | 0.8 | .386 | .357 | .857 |

- Netted 14 double-digit scoring games, including season-high 24 in a 90-89 win at Rice (2/19/25).

LAST GAME

Scored 3 points with 1 rebound in win at Stanford (2/4/26).

SEASON HIGHS

Pts..... 13 (11/23/25)
Rebs..... 5 (12/3/25)
Asts..... 3 (11/28/25)
Stls..... 3 (11/28/25)
Blks..... 2 (12/9/25)



#5 ZAC FOSTER

@zac2shifty

FR. • G • 6-4 • 190 • ATLANTA, GA.

| PPG | RPG | MPG | BLK | STL | APG | FG% | 3FG% | FT% |
|-----|-----|------|-----|-----|-----|------|------|------|
| 6.9 | 2.8 | 18.6 | 2.5 | 3 | 5 | .310 | .277 | .818 |

- Torn ACL (12/16/25).
- No. 70 overall prospect in 2025 class.
- Chose Clemson over Virginia Tech, Cincinnati, Georgia and West Virginia.

LAST GAME

Scored 2 points before leaving the game with injury. Tore ACL vs. South Carolina - no timetable for return.

SEASON HIGHS

Pts..... 14 (11/17/25)
Rebs..... 7 (12/13/25)
Asts..... 6 (11/17/25)
Stls..... 1 (11/7/25)
Blks..... 2 (11/3/25)



#8 DALLAS THOMAS

@bgadallas

RFR. • F • 6-9 • 180 • LITTLE ROCK, ARK.

| PPG | RPG | MPG | BLK | STL | APG | FG% | 3FG% | FT% |
|-----|-----|-----|-----|-----|-----|------|------|------|
| 2.0 | 0.5 | 4.5 | 0 | 0 | 0.1 | .500 | .455 | .500 |


- Redshirted the 2024-25 season and will have four years of eligibility remaining beginning in 2025-26.

LAST GAME

Played 3 minutes and scored 3 points on one made 3-pointer in a win at Stanford (2/4/26).

SEASON HIGHS

Pts..... 6 (11/17/25)
Rebs..... 2 (11/3/25)
Asts..... 1 (11/28/25)
Stls.....
Blks.....



#10 JAKE WAHLIN

@jwahlin

JR. • F • 6-10 • 210 • PROVO, UTAH

| PPG | RPG | MPG | BLK | STL | APG | FG% | 3FG% | FT% |
|-----|-----|------|-----|-----|-----|------|------|------|
| 5.7 | 4.1 | 21.0 | 5 | 8 | 0.7 | .436 | .355 | .714 |

- Best collegiate season as a sophomore at Utah last year.
- Career-high points, rebounds, blocks, steals, assists and shooting percentages.

LAST GAME

Added one steal in a win at Stanford in 14 minutes (2/4/26).

SEASON HIGHS

Pts..... 14 (11/11/25)
Rebs..... 10 (11/17/25)
Asts..... 2, 4x, (12/21/25)
Stls..... 2 (1/31/26)
Blks..... 1, 4x, (12/31/25)



#11 NICK DAVIDSON

@nickdavidsonn

RSR. • F/C • 6-10 • 235 • MISSION VIEJO, CALIF.

| PPG | RPG | MPG | BLK | STL | APG | FG% | 3FG% | FT% |
|-----|-----|------|-----|-----|-----|------|------|------|
| 9.5 | 4.2 | 22.2 | 10 | 12 | 1.1 | .528 | .375 | .731 |

- Career year in final year at Nevada. Career-bests in points, assists, 3-point shooting, blocks and steals.

LAST GAME

Scored team-high 16 points and grabbed 7 rebounds in win at Stanford (2/4/26). Finished 5-6 from the field and 2-2 from three.

SEASON HIGHS

Pts..... 25 (1/13/26)
Rebs..... 9 (11/23/25)
Asts..... 3, 3x, (12/21/25)
Stls..... 2, 4x, (1/17/26)
Blks..... 1, 6x, (1/13/26)



#14 BLAKE DAVIDSON

@blake.davidson.4

FR. • F • 6-9 • 213 • MISSION VIEJO, CALIF.

| PPG | RPG | MPG | BLK | STL | APG | FG% | 3FG% | FT% |
|-----|-----|-----|-----|-----|-----|-----|------|-----|
| --- | --- | --- | --- | --- | --- | --- | --- | --- |

- Younger brother of Nick Davidson
- Redshirting the 2025-26 season.

LAST GAME

No collegiate experience. Redshirting the 2025-26 season.

SEASON HIGHS

Pts
Rebs
Asts
Stls
Blks



#21 ACE BUCKNER

@acebuckner_

RFR. • G • 6-3 • 180 • DALLAS, TEXAS

| PPG | RPG | MPG | BLK | STL | APG | FG% | 3FG% | FT% |
|-----|-----|------|-----|-----|-----|------|------|------|
| 7.3 | 2.7 | 16.8 | 2 | 17 | 1.4 | .455 | .255 | .810 |


- Redshirted 2024-25 season and will be a redshirt freshman in 2025-26.
- Son of Littlejohn Legend Greg Buckner.

LAST GAME

Scored 11 points and grabbed 3 rebounds and 2 assists off the bench in a win at Stanford (2/4/26). Finished 4-4 at the free throw line.

SEASON HIGHS

Pts..... 19 (12/16/25)
Rebs..... 7, 2x, (12/16/25)
Asts..... 4, 2x, (1/31/26)
Stls..... 3 (12/31/25)
Blks..... 1 (11/3/25)



#22 CARTER WELLING

@carter.welling

JR. • F • 6-11 • 240 • DRAPER, UTAH

| PPG | RPG | MPG | BLK | STL | APG | FG% | 3FG% | FT% |
|------|-----|------|-----|-----|-----|------|------|------|
| 10.0 | 5.9 | 21.7 | 13 | 21 | 1.4 | .474 | .300 | .696 |


- 2025 WAC Defensive Player of the Year
- Career highs in points, blocks, steals, rebounds, 3-point shooting

LAST GAME

Scored 4 points and grabbed team-best 8 rebounds with 1 assist and 2 steals in win at Stanford (2/4/26).

SEASON HIGHS

Pts..... 18 (1/17/26)
Rebs..... 11 (11/7/25)
Asts..... 4 (1/7/26)
Stls..... 3, 2x, (12/16/25)
Blks..... 2, 3x, (1/3/26)



#44 TRENT STEINOUR

@trentsteinour

FR. • F/C • 6-10 • 218 • HUNTSVILLE, N.C.

| PPG | RPG | MPG | BLK | STL | APG | FG% | 3FG% | FT% |
|-----|-----|-----|-----|-----|-----|------|------|------|
| 1.2 | 1.2 | 2.8 | 0 | 0 | 0.0 | .250 | .000 | .667 |

- Chose Clemson over Georgia, Penn State, Virginia Tech, Wake Forest and South Carolina.
- Grandson of former Tiger, Randy Mahaffey (1964-67).

LAST GAME

Did not play at Stanford (2/4/26).

SEASON HIGHS

Pts..... 4 (11/28/25)
Rebs..... 2, 3x, (1/13/26)
Asts.....
Stls.....
Blks.....

ROSTER

| No | Name | Pos | Hgt | Wgt | Year | Hometown | High School | Previous School | Pronunciation |
|----|-----------------------|-----|-------|-----|------|-----------------------|--------------------------------------|------------------------|---------------|
| 0 | RJ Godfrey | F | 6-7 | 240 | Sr. | Suwanee, Ga. | North Gwinnett | Georgia | |
| 1 | Jestin Porter | G | 6-1 | 180 | Gr. | Houston, Texas | Cypress Ridge | Middle Tennessee State | |
| 2 | Dillon Hunter | G | 6-3.5 | 195 | Sr. | Atlanta, Ga. | Westlake | | |
| 3 | Chase Thompson | F | 6-8 | 228 | Fr. | Glenwood, Minn. | Alexandria Area (Alexandria, Minn.) | | |
| 4 | Efrem "Butta" Johnson | G | 6-4 | 180 | Sr. | Huntsville, Ala. | Grissom | UAB | EF-frum |
| 5 | Zac Foster | G | 6-3 | 190 | Fr. | Atlanta, Ga. | Woodward Academy (College Park, Ga.) | | |
| 8 | Dallas Thomas | F | 6-9 | 180 | RFr. | Little Rock, Ark. | Parkview Magnet | | |
| 10 | Jake Wahlin | F | 6-10 | 210 | Jr. | Provo, Utah | Timpview | Utah | WAH-leen |
| 11 | Nick Davidson | F/C | 6-10 | 235 | RSr. | Mission Viejo, Calif. | Mater Dei (Santa Ana, Calif.) | Nevada | |
| 14 | Blake Davidson | F | 6-9 | 213 | Fr. | Mission Viejo, Calif. | Mater Dei (Santa Ana, Calif.) | | |
| 21 | Ace Buckner | G | 6-2 | 180 | RFr. | Dallas, Texas | La Lumiere (La Porte, Ind.) | | |
| 22 | Carter Welling | F | 6-11 | 240 | Jr. | Draper, Utah | Corner Canyon | Utah Valley | |
| 44 | Trent Steinnour | C | 6-10 | 218 | Fr. | Huntersville, N.C. | Lake Norman | | STINE-our |

Head Coach: Brad Brownell

Associate Head Coach: Billy Donlon

Assistant Coaches: Sean Dixon and Dick Bender

Director of Basketball Operations: Andy Assaley

Director of Strength & Conditioning: Jon Uribe

General Manager: Lucas McKay

Special Assistant to the Head Coach: Jeff Reynolds

Director of Player Development: Terrell McIntyre

Sports Medicine: Brad Crowe

Video Coordinator: AJ Morris

Nutritionist: Michelle Sweeney

Graduate Managers: Kameron Langley, Tyler Pepicelli, Carlos Dotson

Undergraduate Managers: Luke Ciprich (head manager), Will Buchert, Sebastian Miller, Josh Davis, Cameron White, James Liollio, Alijah Jones




#0 RJ GODFREY
F • 6-7 • 240 • Sr.
Suwanee, Ga.



#1 JESTIN PORTER
G • 6-1 • 180 • Gr.
Houston, Texas



#2 DILLON HUNTER
G • 6-3.5 • 195 • Sr.
Atlanta, Ga.




#3 CHASE THOMPSON
F • 6-8 • 228 • Fr.
Glenwood, Minn.




#4 BUTTA JOHNSON
G • 6-4 • 180 • Sr.
Huntsville, Ala.



#5 ZAC FOSTER
G • 6-4 • 190 • Fr.
Atlanta, Ga.




#8 DALLAS THOMAS
F • 6-8 • 180 • RFr.
Little Rock, Ark.



#10 JAKE WAHLIN
F • 6-10 • 210 • Jr.
Provo, Utah



#11 NICK DAVIDSON
F/C • 6-10 • 235 • RSr.
Mission Viejo, Calif.



#14 BLAKE DAVIDSON
F • 6-9 • 213 • Fr.
Mission Viejo, Calif.



#21 ACE BUCKNER
G • 6-3 • 180 • RFr.
Dallas, Texas



#22 CARTER WELLING
F • 6-11 • 240 • Jr.
Draper, Utah



#44 TRENT STEINOUR
F/C • 6-10 • 218 • Fr.
Huntersville, N.C.



BRAD BROWNELL
Head Coach
16th Season



BILLY DONLON
Associate Head Coach
4th Season



SEAN DIXON
Assistant Coach
4th Season



DICK BENDER
Assistant Coach
14th Season*



ANDY ASSALEY
Director of Operations
4th Season



JON URIBE
Strength and Conditioning
1st Season



TERRELL MCINTYRE
Player Development
9th Season




JEFF REYNOLDS
Special Asst. to Head Coach
5th Season



LUCAS MCKAY
General Manager
14th Season*



BRAD CROWE
Sports Medicine
10th Season




AJ MORRIS
Video Coordinator
4th Season



MICHELLE SWEENEY
Nutrition
5th Season



KAMERON LANGLEY
Graduate Manager
2nd Season



TYLER PEPICELLI
Graduate Manager
5th Season*



CARLOS DOTSON
Graduate Manager
1st Season



BEN WINTERROWD
Sports Information
9th Season



LUKE CIPRICH
Head Manager
4th Season

* – denotes multiple stints served on full-time staff or support staff for Clemson Basketball

HEAD COACH BRAD BROWNELL



CAREER RECORDS

Overall Record: 478-285
Conference Games (regular season career): 256-170
Non-Conference Games (at Clemson): 145-54
ACC Tournament: 7-13
NCAA Tournament (career): 6-8
Overtime Games (at Clemson): 14-8
NIT (career): 4-4

CAREER RECORDS (ACC PLAY)

Overall Record (Regular Season): 155-129
Overall Record (inc. postseason): 163-143
ACC Tournament: 8-14

ALL-TIME WINGEST COACHES

| | | |
|----|------------------------------|---------|
| 1. | Brad Brownell (2010-present) | 311-200 |
| 2. | Cliff Ellis (1985-94) | 177-128 |
| 3. | Bill Foster (1975-84) | 156-106 |
| 4. | Oliver Purnell (2003-10) | 138-88 |
| 5. | Joe Davis (1932-40) | 101-86 |

CAREER RECORDS

Season Victories: 27
Brad Brownell, 2024-25

Home Victories
200, Brad Brownell (200-60), 2010-25

Road Victories
65, Brad Brownell, 2010-25

ACC Season Victories
18, Brad Brownell, 2024-25

ACC Home Victories
9, Brad Brownell, 2022-23; 2024-25

ACC Road Victories
9, Brad Brownell, 2024-25

ACC Regular Season Career Victories
155, Brad Brownell (155-129), 2010-25

Overall Wins vs. ACC Teams
163, Brad Brownell (163-143), 2010-25

Overall Winning Percentage
vs. ACC Teams: .533, Brad Brownell (163-143), 2010-25

Overall ACC Home Winning Percentage
.697, Brad Brownell (99-43), 2010-25

ABOUT BRAD BROWNELL

Born November 15, 1968
Hometown Evansville, Indiana
High School Harrison High School
Degree DePauw University (1991); history
Master's University of Indianapolis (1994); history

FAMILY

Wife Paula
Daughter Abby
Daughter Kate

COACHING EXPERIENCE

| Years | School, Position |
|------------|---------------------------------|
| 1991-92 | Evansville, graduate assistant |
| 1992-94 | Indianapolis; assistant coach |
| 1994-2002 | UNC Wilmington, assistant coach |
| 2002-06 | UNC Wilmington, head coach |
| 2006-10 | Wright State, head coach |
| 2010-pres. | Clemson, head coach |

PLAYING EXPERIENCE

| Years | |
|----------------|--|
| 1988-91 | DePauw University (Ranks seventh in school history in career assists - 332; 15th in steals - 102; 17th in free throw percentage - .782) |
| 1989-90 Season | .899 free throw percentage; 132 assists, 47 steals (all top 10 single season; 2nd in FT, 10th in AST, 9th in STL) |

COACHING HONORS

| | |
|------|---|
| 2003 | Colonial Athletic Association Coach of the Year |
| 2006 | Colonial Athletic Association Coach of the Year |
| 2008 | Horizon League Coach of the Year |
| 2018 | Sports Illustrated College Basketball Coach of the Year |

COACHING TREE

| |
|---|
| Zavier Anderson (Assistant coach at Florida International) |
| Nick Bowman (Assistant coach at UTSA) |
| Matt Bucklin (Assistant coach at Vanderbilt) |
| Tee Butters (Associate head coach at South Florida) |
| Kylen Butler (Assistant coach at Coastal Carolina) |
| Mark Byington (Head coach at Vanderbilt) |
| Austin Claunch (Head coach at UTSA) |
| Aaron Coombs (Head coach at Georgia Southwestern State) |
| Antonio Reynolds Dean (Associate head coach at Georgia) |
| Billy Donlon (Associate head coach at Clemson) |
| Jimmy Garrity (Head women's coach at Wofford) |
| Earl Grant (Head coach at Boston College) |
| Marty McGillan (Assistant coach at Longwood) |
| Riley McGillan (Assistant coach at Belmont Abbey) |
| Lucas McKay (Director of recruiting at Clemson) |
| AJ Morris (Video coordinator at Clemson) |
| Rick Ray (Assistant coach at Vanderbilt) |
| Richie Riley (Head coach at South Alabama) |
| Tanner Smith (Assistant coach at Appalachian State) |

NBA DRAFT PICKS UNDER BROWNELL

| | |
|------|--|
| 2014 | KJ McDaniels, 32nd to Philadelphia |
| 2017 | Jaron Blossomgame, 59th to San Antonio |
| 2023 | Hunter Tyson, 37th to Denver |

BRAD BROWNELL'S YEAR-BY-YEAR COACHING RECORD

| YEAR | SCHOOL | OVERALL | .PCT | CONF. | POSTSEASON |
|---------|----------------|---------|------|-------|-------------------------------|
| 2002-03 | UNC Wilmington | 24-7 | .744 | 15-3 | NCAA, 1st round |
| 2003-04 | UNC Wilmington | 15-15 | .500 | 9-9 | |
| 2004-05 | UNC Wilmington | 19-10 | .655 | 13-5 | |
| 2005-06 | UNC Wilmington | 25-8 | .758 | 15-3 | NCAA, 1st round |
| 2006-07 | Wright State | 23-10 | .697 | 13-3 | NCAA, 1st round |
| 2007-08 | Wright State | 21-10 | .677 | 12-6 | |
| 2008-09 | Wright State | 20-13 | .606 | 12-6 | |
| 2009-10 | Wright State | 20-12 | .625 | 12-6 | |
| 2010-11 | Clemson | 22-12 | .647 | 9-7 | NCAA, 2nd round |
| 2011-12 | Clemson | 16-15 | .516 | 8-8 | |
| 2012-13 | Clemson | 13-18 | .419 | 5-13 | |
| 2013-14 | Clemson | 23-13 | .639 | 10-8 | NIT, Semifinals |
| 2014-15 | Clemson | 16-15 | .516 | 8-10 | |
| 2015-16 | Clemson | 17-14 | .548 | 10-8 | |
| 2016-17 | Clemson | 17-16 | .515 | 6-12 | NIT, 1st Round |
| 2017-18 | Clemson | 25-10 | .714 | 11-7 | NCAA, Sweet 16 |
| 2018-19 | Clemson | 20-14 | .588 | 9-9 | NIT, 2nd Round |
| 2019-20 | Clemson | 16-15 | .516 | 9-11 | No Postseason Due to COVID-19 |
| 2020-21 | Clemson | 16-8 | .667 | 10-6 | NCAA, 1st Round |
| 2021-22 | Clemson | 17-16 | .515 | 8-12 | |
| 2022-23 | Clemson | 23-11 | .676 | 14-6 | NIT, 1st Round |
| 2023-24 | Clemson | 24-12 | .667 | 11-9 | NCAA, Elite Eight |
| 2024-25 | Clemson | 27-7 | .794 | 18-2 | NCAA, 1st Round |
| 2025-26 | Clemson | 19-4 | .826 | 9-1 | |

HEAD COACHING SUMMARY

| | | | |
|-------------------|---------|------|---------|
| at UNC Wilmington | 83-40 | .675 | 52-20 |
| at Wright State | 84-45 | .651 | 49-21 |
| at Clemson | 311-200 | .609 | 155-129 |
| TOTALS | 478-285 | .626 | 256-170 |

NOTE: Conference record is regular season only.



NOTES

SERIES HISTORY VS. CALIFORNIA

- Clemson and California have three times in series history. Last season the Tigers won 80-68 win in Clemson on Jan. 4, 2025.
- In last year's contest, Dillon Hunter finished with five points, two rebounds and one assist in 24 minutes of action. He finished 2-for-4 from the field and 1-for-3 from three.

CLEMSON VS. CALIFORNIA

(2-1)

| Date | H/A/N | Location | AP (CU/Opp) | W/L | Score |
|----------|-------|----------------|-------------|-----|-------|
| 1-4-25 | H | Clemson, S.C. | | W | 80-68 |
| 11-26-22 | N | Destin, Fla. | | W | 67-59 |
| 3-25-99 | N | New York, N.Y. | | L | 60-61 |

TIGER VETERANS VS. CALIFORNIA

- Dillon Hunter** – Appeared in two games, including a conference game last season. Averaging 2.5 points, 1.0 rebound and 2.0 assists per game in two contests. Last year scored five points in 24 minutes with one rebound and one assist. Totaled three assists in a win Nov. 26, 2022.
- RJ Godfrey** – Appeared in just one game his freshman year against California. He played six minutes and scored three points in a win 67-59 win on Nov. 26, 2022. He added one assist.
- Jake Wahlin** – Appeared in just one game his freshman year at Utah. Played two minutes.

CLEMSON HEADS WEST

- Clemson will be challenged over this three game stretch with contests at Stanford on Feb. 4 and at California on Feb. 7, then a home game the following Wednesday vs. Virginia Tech on Feb. 11.
- This is the second season that Stanford and California have been in the ACC. The scheduling format calls for the opponents not based on the west coast to play the two west coast team on the same trip with two days in between.
- So far, 13 schools have made the trip to California. Only Wake Forest in 2024-25 and Duke this year, have swept both California schools. Only Duke has won both games in California, then won its first game back on the east coast. Duke did have the advantage of a week off before playing its first game (vs. Wake Forest) after the trip.
- The previous 13 schools to make the trip to California have a 4-9 record in their first game after the California trip. All 13 of those games have been at home.
- Last year the home team was 113-67 in ACC games, a 62.7 percent winning mark. It is obvious that the trip to California takes a toll on teams when you compare the 30.8 percent winning percentage for the first game after the trip, all at home, vs. the 62.7 percent winning mark for all league home teams.

2025-26

| Team | at Stanford | at California | 1st Game After Trip |
|----------------|-------------|---------------|----------------------------|
| Clemson | W, 66-64 | | H, Virginia Tech (Feb. 11) |
| Georgia Tech | | L, 85-90 | H, Wake Forest (Feb. 11) |
| Notre Dame | W, 47-40 | L, 71-72 | L, H, Clemson, 61-76 |
| Louisville | L, 76-80 | W, 90-70 | L, H, Duke, 73-84 |
| North Carolina | L, 90-95 | L, 78-84 | W, H, Notre Dame, 91-69 |
| Duke | W, 80-50 | W, 71-56 | W, H, Wake Forest, 90-69 |

2024-25

| Team | at Stanford | at California | 1st Game After Trip |
|----------------|-------------|---------------|----------------------------|
| Virginia Tech | L, 59-70 | L, 61-75 | W, H, NC State, 79-76 |
| Virginia | L, 65-80 | W, 71-68 | L, H, SMU, 52-54 |
| Miami (Fla.) | L, 51-88 | L, 94-98 (OT) | L, H, Virginia, 71-82 |
| Florida State | L, 71-78 | L, 68-77 | L, H, Virginia Tech, 66-76 |
| Syracuse | L, 61-70 | W, 75-66 | L, H, Duke, 54-83 |
| Wake Forest | W, 79-73 | W, 76-63 | L, H, Florida State, 70-72 |
| NC State | L, 73-74 | L, 62-74 | L, H, Louisville, 66-91 |
| Boston College | L, 60-78 | L, 71-83 | L, H, Clemson, 69-78 |
| SMU | L, 68-73 | W, 81-77 | W, H, Syracuse, 77-75 |

CLEMSON'S OVERALL BEST FOUR-YEAR RUNS

- Clemson has a 93-34 record over the last four years, including a 52-18 record in ACC regular season games. The 93 overall wins rank tied for first in school history with the four-year players of the 2006-10 era (Trevor Booker, David Potter).
- Clemson now has the school record for ACC regular season

conference wins in a four-year period from 2022-26 with 52. Last year's four-year class had a 51-29 record in regular season ACC games.

MOST WINS IN FOUR-YEAR PERIOD, CLEMSON HISTORY

| Rank | Years | W-L |
|------|---------|-------|
| 1. | 2006-10 | 93-41 |
| | 2022-26 | 93-34 |
| 3. | 2021-25 | 91-46 |
| | 2005-09 | 91-43 |
| 5. | 2007-11 | 90-42 |

CLEMSON'S BEST ACC REGULAR SEASON FOUR-YEAR RUNS

| Rank | Years | W-L |
|------|---------|-------|
| 1. | 2022-26 | 52-18 |
| 2. | 2021-25 | 51-29 |
| 3. | 2020-24 | 43-33 |
| 4. | 2007-11 | 37-28 |
| 5. | 2006-10 | 35-29 |
| 6. | 2005-09 | 33-31 |

CLEMSON HAS 13 CONSECUTIVE ACC ROAD WINS

- Clemson won its 13th-straight ACC road game at Stanford on Feb. 4 by a score of 66-64.
- Dating back to 2024-25, the Tigers have won 13 in a row on the road in the ACC.
- The streak is the third-longest in ACC history and is the longest streak of its kind in the last 25 years in the ACC.
- The streak is the longest active streak in the country after Houston lost at Texas Tech on Jan. 24, 2026.
- Clemson's 14-1 (.933) road record in conference play over the last two seasons is tied for the best in the league with Duke's 14-1 mark.

LONGEST ROAD WIN STREAKS IN CONFERENCE PLAY – ACC HISTORY

| Span | School | Streak |
|------------|----------------|--------|
| 1998-01 | Duke | 24 |
| 1962-64 | Duke | 14 |
| 1972-74 | NC State | 13 |
| 2025-pres. | Clemson | 13 |
| 2017-19 | Virginia | 12 |
| 1983-85 | North Carolina | 11 |

CLEMSON FINISHED MONTH OF JANUARY 7-1

- Clemson finished the month of January with a 7-1 record.
- It marked the second time the Tigers have lost just one game in the month of January since 1951. The Tigers also finished 7-1 in January 2025.
- The .875 win percentage is also tied for the best in the month since 1935 (8-0, 1.000).
- The Tigers have won seven or more games in the month of January seven times.

CLEMSON'S MOST WINS IN THE MONTH OF JANUARY

| Year | Record |
|---------|--------|
| 2025-26 | 7-1 |
| 2024-25 | 7-1 |
| 2022-23 | 7-2 |
| 1989-90 | 8-3 |
| 1986-87 | 10-2 |
| 1934-35 | 8-0 |
| 1929-30 | 7-5 |

CLEMSON RANKS FOURTH IN ACC IN WINS OVER LAST 8 SEASONS

- Head Coach Brad Brownell has led the Tigers to the fourth-most overall wins amongst ACC teams since 2017-18.
- The Tigers have won 99 games in the league, which ranks fourth in that same time frame.

MOST WINS SINCE 2017-18

(as of 2/5/26; ordered by ACC wins)

| Rk | Team | 2025-26 | ACC | Overall | ACC |
|----|----------------|---------|------|---------|--------|
| 1. | Duke | 21-1 | 10-0 | 241-61 | 125-39 |
| 2. | Virginia | 19-3 | 8-2 | 209-73 | 117-46 |
| 3. | North Carolina | 18-4 | 6-3 | 206-97 | 105-56 |

QUICK FACTS - CLEMSON

| | |
|---|---------------------------------------|
| Nickname | Tigers |
| Location | Clemson, S.C. 29633 |
| Colors | Tiger Orange and Regalia |
| Founded | 1889 |
| Enrollment | 27,341 |
| Interim President | Bob Jones (Clemson '79 & '81) |
| Director of Athletics | Graham Neff (Georgia Tech '06) |
| Conference | Atlantic Coast Conference |
| Facility (Capacity) | Littlejohn Coliseum (9,000) |
| Year Opened | 1968 (Renovated 2015-16) |
| Record at Facility | 632-218 |
| Record Crowd | 13,863 (Jan. 9, 1980 vs. Duke) |
| Head Coach | Brad Brownell (DePauw '91) |
| Years as full-time college coach (inc. GA) | 34 |
| Winning seasons (HC & Asst. & GA) | 28 |
| Record as a head coach | 478-285 |
| Record at Clemson | 311-200 |
| First Year of Basketball | 1911-12 |
| Seasons of Basketball | 114 |
| Overall Record | 1468-1378-1 |

| | | | | | |
|-----|----------------|-------|-----|---------|--------|
| 4. | CLEMSON | 19-4 | 9-1 | 187-97 | 99-63 |
| 5. | Florida State | 10-12 | 3-6 | 166-112 | 87-73 |
| 6. | Virginia Tech | 16-7 | 5-5 | 169-113 | 80-79 |
| 7. | Syracuse | 13-10 | 4-6 | 159-124 | 78-84 |
| 8. | Louisville | 16-6 | 6-4 | 147-127 | 77-82 |
| 9. | NC State | 17-6 | 8-2 | 168-118 | 77-86 |
| 10. | Miami | 17-5 | 6-3 | 155-127 | 71-93 |
| 11. | Wake Forest | 11-11 | 2-7 | 138-134 | 66-97 |
| 12. | Georgia Tech | 11-12 | 2-8 | 130-144 | 63-99 |
| 13. | Notre Dame | 11-12 | 2-8 | 140-143 | 63-101 |
| 14. | Pittsburgh | 9-14 | 2-8 | 131-146 | 57-106 |
| 15. | Boston College | 9-13 | 2-7 | 119-153 | 50-108 |
| 16. | SMU | 15-7 | 4-5 | 155-112 | 17-12 |
| 17. | Stanford | 14-9 | 3-7 | 147-133 | 14-16 |
| 18. | California | 17-6 | 5-5 | 98-178 | 11-19 |

CLEMSON RANKS FIFTH IN OVERALL WIN PERCENTAGE DURING BROWNELL ERA

- Clemson Basketball ranks fifth in the ACC dating back to the 2010-11 season in overall win percentage.

BEST WIN PERCENTAGE AMONG ACC TEAMS SINCE 2010

(as of 2/5/26; ordered by win percentage)

| Rk | Team | 25-26 | Games | Wins | Losses | Pct. |
|----|----------------|-------|-------|------|--------|------|
| 1. | Duke | 21-1 | 556 | 444 | 112 | .799 |
| 2. | Virginia | 19-3 | 523 | 383 | 140 | .732 |
| 3. | North Carolina | 18-4 | 566 | 408 | 158 | .721 |
| 4. | Florida State | 10-12 | 519 | 317 | 202 | .611 |
| 5. | CLEMSON | 19-4 | 511 | 311 | 200 | .609 |

BEST WIN PERCENTAGE AMONG ACC TEAMS IN LEAGUE PLAY SINCE 2010

(as of 2/5/26; ordered by win percentage)

| Rk | Team | 25-26 | Games | Wins | Losses | Pct. |
|----|----------------|-------|-------|------|--------|------|
| 1. | Duke | 10-0 | 286 | 215 | 71 | .752 |
| 2. | Virginia | 8-2 | 285 | 200 | 85 | .702 |
| 3. | North Carolina | 6-3 | 283 | 197 | 86 | .696 |
| 4. | Florida State | 3-6 | 282 | 156 | 126 | .553 |
| 5. | CLEMSON | 9-1 | 284 | 155 | 129 | .546 |

FIFTY FIVE ACC ROAD WINS FOR BROWNELL

- With the victory at Stanford, Brad Brownell now has 55 ACC road wins in his career, most in Clemson history. The program has 131 ACC road wins in its history, so Brownell has 42.0 percent of Clemson's ACC road wins all time.
- Brownell is 55-86 in ACC road wins in his Clemson career, a .390 winning percentage. The Clemson program is 131-401 all-time in ACC road wins, a .246 winning percentage.
- The Feb. 4 victory at Stanford was Clemson's 13th consecutive ACC road win, the longest streak in Clemson history. The previous best was a five-game streak in 1986-87, the first five road games of Horace Grant's senior year.

CLEMSON AT LITTLEJOHN RECENT SUCCESS

- Clemson had won 14 straight home games over two years prior to its

NOTES

80-76 overtime loss to NC State.

- Over the last 30 home games dating to 2023-24, Clemson is 27-3 and all three losses have been in overtime. In addition to the recent NC State loss, the Tigers lost in triple overtime at home to Georgia Tech, and to Memphis in overtime last year.
- During the 2025 calendar year, Clemson lost just one home game, the triple overtime contest to the Yellow Jackets.
- Clemson is 53-9 at home over the last four seasons. That includes a 11-1 mark this season, 15-2 last year, 12-4 in 2023-24 and 15-2 in 2022-23.
- Since 2019-20, Clemson is 4-0 vs. Top 5 teams in Littlejohn Coliseum, wins over Duke (twice), Louisville and Kentucky. The Tigers also have a win over No. 3 North Carolina on the road during that time for a 5-0 record in its last five games vs. Top 5 teams.
- Duke is 28-1 in ACC regular season games the last two years and the Blue Devils only loss is at Clemson, 77-71 on Feb. 8, 2025.

BEATING THE BEST IN COLLEGE HISTORY

- Clemson and Head Coach Brad Brownell have been on quite a run when it comes to defeating the historically best in college basketball history. The Tigers have recorded wins over Notre Dame (76-61), Cincinnati (68-65) and Syracuse (64-61) this season. All three have been away from home. Syracuse is the seventh winningest program in college history, Notre Dame is eighth and Cincinnati is 12th.
- Clemson's win over Syracuse was the Orange's 1000th loss in history.
- Over the last two years Clemson is 8-0 against the top 12 winningest programs in college basketball history. That includes a 6-0 record last year when Clemson beat Kentucky (#1), North Carolina (#3), Duke (#4), Syracuse (#7) and Notre Dame (#8).
- Clemson's next opportunity against a top 12 program will come Feb. 14 at Duke.

CLEMSON RESULTS VS. WINNINGEST TEAMS IN COLLEGE BASKETBALL HISTORY

(2024-25 season to present)

| Rank | School | All-Time Wins | Result 2024-25 | Result 2025-26 |
|------|----------------|---------------|-------------------|-------------------|
| 1. | Kentucky | 2,422 | W, 70-66 | |
| 2. | Kansas | 2,414 | | |
| 3. | North Carolina | 2,395 | W, 85-65 | March 2 |
| 4. | Duke | 2,335 | W, 77-71 | Feb. 14 |
| 5. | UCLA | 2,025 | | |
| 6. | Temple | 2,010 | | |
| 7. | Syracuse | 2,007 | W, 86-72 | W, 64-61 |
| 8. | Notre Dame | 1,978 | W, 83-68 | W, 76-61 |
| 9. | St. John's | 1,973 | | |
| 10. | Purdue | 1,953 | | |
| 11. | Indiana | 1,950 | | |
| 12. | Cincinnati | 1,930 | | W, 68-65 |

Note: Win total is entering 2025-26 season

CLEMSON'S BALANCE

- As you can see by the game-by-game leaders chart below this is a balanced Clemson team.
- As you can determine from the chart below, seven different players have led the team in scoring and six different players have led the team in rebounding so far this season. Clemson defeated South Carolina on Dec. 16 and Ace Buckner led the Tigers in scoring (19) and rebounding (7). It marked the first time this year the same player led the Tigers in scoring and rebounding in the same game this year.
- Only twice has the same player led in points and rebounds. Buckner against South Carolina and Carter Welling against Miami (Jan. 17).

CLEMSON GAME-BY-GAME STATISTICAL LEADERS

| Opponent | Scoring | Rebounds | Assists |
|----------------|---------------------|--------------------|-------------------|
| Stanford | Davidson, 16 | Welling, 8 | Hunter, 4 |
| Pittsburgh | Wahlin/Davidson, 12 | Hunter, 6 | Buckner, 4 |
| Georgia Tech | Wahlin/Davidson, 13 | Wahlin, 8 | Buckner, 4 |
| NC State | Godfrey, 16 | Welling, 9 | Hunter, 5 |
| Miami | Welling, 18 | Welling, 9 | Hunter, 7 |
| Boston College | Davidson, 25 | Godfrey/Welling, 8 | Hunter, 5 |
| Notre Dame | Porter, 26 | Hunter, 7 | Welling/Hunter, 3 |
| SMU | Godfrey, 17 | Wahlin, 8 | Hunter/Welling, 4 |
| Pittsburgh | Porter, 21 | Welling, 10 | Hunter, 4 |

| | | | |
|----------------|---------------------|-------------------|--------------------|
| Syracuse | Godfrey, 14 | Wahlin/Welling, 5 | Godfrey/Welling, 2 |
| Cincinnati | Welling/Buckner, 12 | Hunter, 7 | Hunter, 4 |
| South Carolina | Buckner, 19 | Buckner, 7 | Hunter, 6 |
| Mercer | Hunter, 15 | Godfrey, 8 | Three with 2 |
| BYU | Porter, 17 | Welling, 6 | Porter, 4 |
| Alabama | Godfrey, 19 | Wahlin, 6 | Hunter, 4 |
| Alabama A&M | Porter, 14 | Godfrey, 8 | Four with 3 |
| Georgia | Porter, 18 | Davidson, 9 | Five with 2 |
| West Virginia | Godfrey/Porter 14 | Welling, 8 | Hunter, 4 |
| North Alabama | Godfrey, 16 | Wahlin, 10 | Foster, 6 |
| Georgetown | Welling, 14 | Wahlin, 7 | Foster, 4 |
| Morehead St. | Wahlin, 14 | Godfrey, 11 | Hunter, 4 |
| Gardner-Webb | Davidson, 18 | Welling, 11 | Foster, 5 |
| New Hampshire | Buckner, 18 | Godfrey, 9 | Godfrey/Porter 3 |

CLEMSON WINNING POINTS IN THE PAINT

- Clemson has won the points in the paint in 18 of its 23 games this season and it is 17-1 in those games.
- The Tigers scored a season-high 52 points in the paint in a 97-59 win over Gardner-Webb and have eclipsed the 50-point plateau twice. They scored 50 in a loss at Alabama.
- In ACC play, the Tigers are averaging 31.6 points per game in the paint. Clemson's highest mark in an ACC contest was 46 in a 64-61 win at Syracuse.

CLEMSON STARTED ACC PLAY 6-0

- Clemson got off to a 6-0 start in the ACC, the second best league start in school history. The Tigers started 7-0 in 2022-23. Clemson also started 5-0 in 1986-87 and 1996-97.
- Clemson started 4-0 in the ACC last year before suffering a 10-point loss at Louisville, one of just two league losses for Clemson a year ago. Combined with this year, this is the first time Clemson has started at least 4-0 in the league in consecutive seasons.
- Note that Clemson has gotten off to a 4-0 or better league start five times and Brad Brownell has been the coach in three of those seasons.

CLEMSON'S BEST ACC STARTS

| Year | Start | End of Streak |
|---------|-------|---|
| 2022-23 | 7-0 | at Wake Forest, 77-87 (1-17-23) |
| 2025-26 | 6-0 | Home vs. NC State, 80-76 (OT) (1-20-26) |
| 1986-87 | 5-0 | Home vs. Duke, 103-105 (OT) (1-24-87) |
| 1996-97 | 5-0 | Home vs. Wake Forest, 62-65 (1-23-97) |
| 2024-25 | 4-0 | at Louisville, 64-74 (1-7-25) |

PLAYING FIRST TWO ACC GAMES ON THE ROAD

- This marks the 19th time in history Clemson has played each of its first two ACC games on the road. The previous 18 seasons that has been the case, Clemson has never won its first two league games.
- The Tigers beat Syracuse at Syracuse on Dec. 31 by a score of 64-61 and completed the 2-0 trip with a 73-68 win at Pittsburgh on Jan. 3.
- It's the first time in program history that Clemson has won its first two league games, both on the road.

SEASONS CLEMSON HAS WON FIRST TWO ACC ROAD GAMES

- When it comes winning each of its first two ACC games on the road, Clemson has done it six times. In those seasons Clemson played a home ACC game to start its league schedule.
- Clemson won its first five ACC road games in 1986-87, Horace Grant's senior year.
- The Tigers won their first three league road games in 1996-97 under Rick Barnes, and won the first three ACC road games under Brad Brownell in 2022-23. Clemson won its first seven league games regardless of site to open that year, the best start to a league schedule in Clemson history.
- Clemson also won its first two league road games in 1975-76 and 2006-07.

TAKING CARE OF BUSINESS IN THE NON-CONFERENCE

- Clemson had a 10-3 record in its now completed regular season non-conference slate. Included in the resume are wins over Georgia (#34 in the NET, the Bulldogs only non-conference loss) and a victory over West Virginia in the Charleston Classic. Additionally the team posted power conference wins over South Carolina and Cincinnati. Clemson's three losses are to power basketball conference teams Georgetown, Alabama and BYU. All three losses were away from home

BRAD BROWNELL VS. 2025-26 OPPONENTS

| Opponent | at Clemson | Overall |
|----------------|------------|---------|
| Alabama | 3-3 | 3-3 |
| Alabama A&M | 2-0 | 2-0 |
| Boston College | 15-6 | 15-6 |
| BYU | 0-1 | 0-1 |
| California | 2-0 | 2-0 |
| Cincinnati | 1-0 | 1-0 |
| Duke | 5-13 | 5-14 |
| Florida State | 15-17 | 15-17 |
| Gardner-Webb | 2-1 | 2-1 |
| Georgetown | 0-1 | 0-1 |
| Georgia | 3-1 | 3-1 |
| Georgia Tech | 23-10 | 23-10 |
| Louisville | 6-8 | 6-8 |
| Mercer | 2-0 | 2-0 |
| Miami (Fla.) | 11-11 | 11-11 |
| Morehead State | 2-1 | 2-1 |
| New Hampshire | 1-0 | 1-0 |
| North Alabama | 1-0 | 1-0 |
| North Carolina | 5-14 | 5-16 |
| NC State | 15-11 | 15-12 |
| Notre Dame | 5-9 | 5-9 |
| Pittsburgh | 15-2 | 15-3 |
| South Carolina | 8-7 | 8-7 |
| SMU | 3-1 | 3-1 |
| Stanford | 2-0 | 2-0 |
| Syracuse | 10-6 | 10-6 |
| Virginia | 4-16 | 4-16 |
| Virginia Tech | 11-12 | 11-12 |
| Wake Forest | 16-4 | 16-5 |
| West Virginia | 1-2 | 1-2 |

CLEMSON VS. 2025-26 OPPONENTS

| Opponent | Overall |
|----------------|---------|
| Alabama | 8-6 |
| Alabama A&M | 2-0 |
| Boston College | 23-10 |
| BYU | 2-1 |
| California | 2-1 |
| Cincinnati | 2-4 |
| Duke | 34-113 |
| Florida State | 41-46 |
| Gardner-Webb | 5-1 |
| Georgetown | 0-2 |
| Georgia | 27-56 |
| Georgia Tech | 80-69 |
| Louisville | 6-11 |
| Mercer | 8-4 |
| Miami (Fla.) | 19-17 |
| Morehead State | 3-1 |
| New Hampshire | 1-0 |
| North Alabama | 1-0 |
| North Carolina | 25-136 |
| NC State | 61-107 |
| Notre Dame | 5-9 |
| Pittsburgh | 15-3 |
| South Carolina | 82-93 |
| SMU | 4-1 |
| Stanford | 2-0 |
| Syracuse | 12-6 |
| Virginia | 55-82 |
| Virginia Tech | 20-24 |
| Wake Forest | 68-102 |
| West Virginia | 2-5 |

and three of the four wins were away from home.

- This year's Clemson team accomplished two things in the non-conference part of the schedule that all 15 previous Clemson NCAA Tournament teams have also accomplished – having a winning record in regular season tournament play and having three losses or less in regular season non-conference slate.
- As you can see by the chart below, no Clemson team with four or more non-conference losses in the regular season has made the NCAA tournament. The only NCAA Tournament team that didn't have a winning record in regular season tournament games was the 1995-96 team that didn't play any regular season tournament games.

NON-CONFERENCE RESUME, CLEMSON NCAA TOURNAMENT TEAMS

| Year | Non-Conference | Regular Season Tournament |
|---------|----------------|---------------------------|
| 2025-26 | 10-3 | 2-0 |
| 2024-25 | 8-3 | 2-0 |
| 2023-24 | 10-1 | 2-0 |
| 2020-21 | 6-0 | 2-0 |
| 2017-18 | 11-1 | 2-1 |



NOTES

LITTLEJOHN COLISEUM

First Game: Nov. 30, 1968 (Clemson 76, Georgia Tech 72)
Games: 850
Overall Record: 632-218 (.744)
Non-Conference: 381-45 (.894) | ACC: 253-173 (.594)
Brownell Era: 184-56 (.767) | Non-Con: 91-13 (.875) | ACC: 93-41 (.694)
Total Attendance (Avg.): 6,851,864 (8,062)
Total Attendance (Avg. Minus COVID-19): 6,830,261 (8,151)
Most Wins / Season: 16 (2006-07; 2013-14)

| LITTLEJOHN COLISEUM HOME RECORD | | | | |
|---------------------------------|---|-------|---------|--------|
| Year | Overall | Pct. | Attn. | Avg. |
| 1968-69 | 4-7 | .364 | 55,150 | 5,014 |
| 1969-70 | 6-5 | .546 | 50,877 | 4,625 |
| 1970-71 | 8-4 | .667 | 63,488 | 5,291 |
| 1971-72 | 6-4 | .600 | 81,278 | 8,128 |
| 1972-73 | 9-2 | .818 | 85,750 | 7,795 |
| 1973-74 | 9-4 | .692 | 103,519 | 7,963 |
| 1974-75 | 11-1 | .917 | 113,515 | 9,460 |
| 1975-76 | 8-5 | .615 | 107,220 | 8,248 |
| 1976-77 | 13-2 | .867 | 134,841 | 8,883 |
| 1977-78 | 10-5 | .667 | 138,115 | 9,208 |
| 1978-79 | 13-3 | .813 | 144,535 | 9,033 |
| 1979-80 | 15-0 | 1.000 | 130,900 | 8,727 |
| 1980-81 | 12-4 | .750 | 145,792 | 9,112 |
| 1981-82 | 11-5 | .688 | 139,731 | 8,733 |
| 1982-83 | 9-7 | .563 | 131,063 | 8,191 |
| 1983-84 | 11-5 | .688 | 129,600 | 8,100 |
| 1984-85 | 12-4 | .750 | 130,136 | 8,134 |
| 1985-86 | 14-5 | .737 | 144,699 | 7,616 |
| 1986-87 | 15-2 | .882 | 142,274 | 7,328 |
| 1987-88 | 12-4 | .750 | 117,250 | 7,328 |
| 1988-89 | 13-1 | .929 | 114,123 | 8,151 |
| 1989-90 | 14-0 | 1.000 | 122,540 | 8,753 |
| 1990-91 | 9-7 | .563 | 121,314 | 7,582 |
| 1991-92 | 12-4 | .750 | 114,691 | 7,168 |
| 1992-93 | 11-5 | .688 | 113,803 | 7,113 |
| 1993-94 | 11-4 | .733 | 108,074 | 7,205 |
| 1994-95 | 11-5 | .688 | 116,754 | 7,297 |
| 1995-96 | 14-2 | .875 | 150,037 | 9,377 |
| 1996-97 | 12-3 | .800 | 147,019 | 9,801 |
| 1997-98 | 11-3 | .786 | 156,103 | 11,151 |
| 1998-99 | 12-3 | .800 | 141,728 | 9,449 |
| 1999-00 | 7-9 | .438 | 142,679 | 8,918 |
| 2000-01 | 9-7 | .563 | 137,909 | 8,619 |
| 2001-02 | 8-8 | .500 | 139,954 | 8,747 |
| 2002-03 | 5-4 | .555 | 80,600 | 8,956 |
| 2003-04 | 10-6 | .625 | 122,900 | 7,681 |
| 2004-05 | 10-5 | .667 | 111,886 | 7,459 |
| 2005-06 | 12-4 | .750 | 106,251 | 6,641 |
| 2006-07 | 16-4 | .800 | 147,122 | 7,356 |
| 2007-08 | 14-2 | .875 | 137,739 | 8,609 |
| 2008-09 | 13-3 | .813 | 135,619 | 8,476 |
| 2009-10 | 14-2 | .875 | 151,442 | 9,465 |
| 2010-11 | 15-2 | .882 | 140,920 | 8,289 |
| 2011-12 | 11-5 | .688 | 125,249 | 7,828 |
| 2012-13 | 8-7 | .533 | 118,305 | 7,887 |
| 2013-14 | 16-3 | .842 | 142,231 | 7,486 |
| 2014-15 | 11-6 | .611 | 129,800 | 7,635 |
| 2015-16 | Home games held in Greenville, S.C. due to renovation | | | |
| 2016-17 | 11-6 | .611 | 123,442 | 7,262 |
| 2017-18 | 15-1 | .938 | 123,895 | 7,743 |
| 2018-19 | 14-5 | .737 | 133,290 | 7,015 |
| 2019-20 | 11-6 | .647 | 116,139 | 6,832 |
| 2020-21* | 11-1 | .912 | 21,613 | 1,801 |
| 2021-22 | 11-5 | .688 | 106,578 | 6,662 |
| 2022-23 | 15-2 | .882 | 110,795 | 6,518 |
| 2023-24 | 12-4 | .750 | 123,289 | 7,706 |
| 2024-25 | 15-2 | .882 | 140,211 | 8,248 |
| 2025-26 | 11-1 | .917 | 88,793 | 7,400 |

* - limited capacity due to COVID-19 regulations and protocols (1,876 max capacity).

| Largest Crowds | | | |
|----------------|-----------|-----|------------------------------|
| Attendance | Date | W/L | Results |
| 13,863 | 1-9-1980 | W | Clemson 87, Duke 82 (OT) |
| 13,136 | 2-28-1990 | W | Clemson 97, Duke 93 |
| 12,632 | 1-29-1977 | W | Clemson 93, UNC 73 |
| 12,611 | 1-7-1987 | W | Clemson 73, NC State 69 |
| 12,267 | 1-19-1981 | L | Virginia 74, Clemson 59 |
| 12,258 | 1-17-1981 | L | Maryland 68, Clemson 62 (OT) |
| 12,013 | 2-24-1990 | W | Clemson 69, UNC 61 |
| 11,909 | 1-11-1978 | L | Duke 107, Clemson 85 |
| 11,800 | 1-22-1975 | W | Clemson 83, Maryland 82 |
| 11,800 | 2-22-1975 | W | Clemson 92, NC State 70 |
| 11,800 | 1-24-1976 | L | Virginia 69, Clemson 62 |
| 11,742 | 1-23-1988 | W | Clemson 69, S. Carolina 65 |

Note: The arena was named for J.C. Littlejohn, a long-time Clemson University employee, for many years the school's business manager.

| | | |
|---------|------|-----|
| 2010-11 | 11-3 | 2-1 |
| 2009-10 | 12-2 | 2-1 |
| 2008-09 | 14-0 | 3-0 |
| 2007-08 | 12-2 | 2-1 |
| 1997-98 | 10-3 | 2-1 |
| 1996-97 | 12-1 | 2-1 |
| 1995-96 | 10-0 | 0-0 |
| 1989-90 | 13-3 | 3-2 |
| 1988-89 | 11-2 | 2-1 |
| 1986-87 | 14-0 | 6-0 |
| 1979-80 | 12-1 | 4-1 |

SIX DOUBLE-DIGIT SCORERS TWICE THIS SEASON

- Clemson posted six double-digit scorers against Cincinnati on Dec. 21 and against Georgia in the championship game of the Charleston Classic (Nov. 23). The game against Georgia was the first time since Dec. 14, 2021 against Miami (Oh.).
- Against Cincinnati, Clemson had Carter Welling and Ace Buckner (12), Jestin Porter (11) and RJ Godfrey, Dillon Hunter and Nick Davidson (10).
- The Tigers were led by tournament MVP Jestin Porter (18) against Georgia, while Dillon Hunter (16), Butta Johnson (13), RJ Godfrey (12), Carter Welling (11) and Zac Foster (11) rounded out the double-digit scorers.
- Alex Hemenway (17), David Collins (14), Hunter Tyson (13), Al-Amir Dawes (13), PJ Hall (13) and Naz Bohannon (10) rounded out the scoring for Clemson against the Redhawks in 2021.
- Prior to 2021, it had not been accomplished since Nov. 6, 2018 against The Citadel in a 100-80 win. Marquise Reed (20), Shelton Mitchell (16), Aamir Simms (16), Elijah Thomas (15), Clyde Trapp (13) and David Skara (11).
- The last time Clemson accomplished this feat against a high major opponent was March 12, 2009 in a 86-81 loss to Georgia Tech in the Georgia Dome. The Tigers were led by Trevor Booker (17), Terrence Oglesby (11), K.C. Rivers (11), Demontez Stitt (11), Raymond Sykes (11) and Tanner Smith (10).

CLEMSON BASKETBALL HAS HAD SIGNIFICANT MOMENTS IN GREENVILLE

- In basketball Clemson played its first game of basketball in Greenville. On February 9, 1912, Clemson defeated Furman 46-12 and later in the day defeated Butler Guards, 78-6. Against Butler Guards, James Erwin scored 58 points, still a single-game record by a Clemson player for most points scored.
- Clemson used to play in an annual tournament called the Poinsettia Classic at the Greenville Memorial Auditorium. Furman and Clemson both would play in a four-team tournament during the Holidays in December. The Tigers participated in this classic eight times during the 1960s and early 1970s.
- In 1998-99 Furman and Illinois played the Tigers in a pair of neutral games at Bon Secours. The Tigers also faced Furman a year later. Clemson also played Central Florida, Wisconsin-Green Bay and Oregon State at Bon Secours in the SoCon Holiday Hoops Tournament during the 1999-2000 season.
- The last time Clemson played at Bon Secours Wellness Arena in Greenville prior to the 2015-16 season, the Tigers defeated Georgia 59-42 on February 16, 2005.
- Clemson played its home games in Bon Secours Wellness Arena in 2015-16 and finished 13-4, including three consecutive wins over AP Top 20 teams: Louisville (16), Duke (9) and Miami (Fla.) (8).
- Since that season, Clemson has play two games in the building. Both have come in the Greenville Winter Invitational against Richmond in 2022 and Cincinnati this season.

CLEMSON GAMES IN GREENVILLE'S BON SECOURS WELLNESS ARENA (BROWNELL ERA) (15-4)

| Date | Opponent | AP (CU/Opp) | Score |
|----------|----------------|-------------|----------|
| 12-21-25 | Cincinnati | | W, 68-65 |
| 12-17-22 | Richmond | | W, 85-57 |
| 3-1-16 | Virginia | NR/4 | L, 57-64 |
| 2-17-16 | Boston College | | W, 65-54 |
| 2-13-16 | Georgia Tech | | W, 66-52 |
| 2-8-16 | Notre Dame | | L, 83-89 |
| 1-27-16 | Pittsburgh | | W, 73-60 |

TIGERS IN THE NBA

| | |
|--------------------------|---------|
| Randy Mahaffey, F | |
| Kentucky Colonels | 1968-69 |
| New York Nets | 1969-70 |
| Carolina Cougars | 1970-71 |

| | |
|---------------------|---------|
| Skip Wise, G | |
| San Antonio Spurs | 1975-76 |

| | |
|------------------------|---------|
| Tree Rollins, C | |
| Atlanta Hawks | 1978-88 |
| Cleveland Cavaliers | 1989-90 |
| Detroit Pistons | 1990-91 |
| Houston Rockets | 1991-93 |
| Orlando Magic | 1993-95 |

| | |
|-----------------------|---------|
| Larry Nance, F | |
| Phoenix Suns | 1982-88 |
| Cleveland Cavaliers | 1988-94 |

| | |
|------------------------|------------------|
| Horace Grant, F | |
| Chicago Bulls | 1988-94 |
| Orlando Magic | 1994-99, 2001-03 |
| Seattle Supersonics | 1999-2000 |
| Los Angeles Lakers | 2000-01, 2003-04 |

| | |
|-------------------------------------|-----------|
| Devin Gray, F | |
| San Antonio Spurs, Sacramento Kings | 1996-97 |
| Houston Rockets | 1999-2000 |

| | |
|-------------------------------|-----------|
| Elden Campbell, C | |
| Los Angeles Lakers | 1990-99 |
| Charlotte/New Orleans Hornets | 1999-2002 |
| Seattle Supersonics | 2002-03 |
| Detroit Pistons | 2003-05 |

| | |
|-----------------------|--------------------|
| Dale Davis, F | |
| Indiana Pacers | 1991-2000, 2004-05 |
| Portland Trailblazers | 2000-04 |
| Golden State Warriors | 2004-05 |
| Detroit Pistons | 2005-07 |

| | |
|-------------------------|--------------------|
| Chris Whitney, G | |
| San Antonio Spurs | 1993-95 |
| Washington Wizards | 1995-2002, 2003-04 |
| Denver Nuggets | 2002-03 |
| Orlando Magic | 2002-03 |

| | |
|--------------------------|---------|
| Sharone Wright, C | |
| Philadelphia 76ers | 1994-95 |
| Toronto Raptors | 1995-98 |

| | |
|------------------------|--------------------|
| Greg Buckner, G | |
| Dallas Mavericks | 1999-2002, 2006-07 |
| Philadelphia 76ers | 2002-04 |
| Denver Nuggets | 2004-06 |
| Minnesota Timberwolves | 2007-08 |
| Memphis Grizzlies | 2008-09 |

| | |
|--------------------------|-----------|
| Harold Jamison, F | |
| Miami Heat | 1999-2000 |
| Los Angeles Clippers | 2001-02 |

| | |
|-----------------------------------|---------|
| Will Solomon, G | |
| Memphis Grizzlies | 2001-02 |
| Toronto Raptors, Sacramento Kings | 2008-09 |

| | |
|-------------------------|---------|
| Trevor Booker, F | |
| Washington Wizards | 2010-14 |
| Utah Jazz | 2014-16 |
| Brooklyn Nets | 2016-18 |
| Indiana Pacers | 2018 |

| | |
|--------------------------|---------|
| K.J. McDaniels, G | |
| Philadelphia 76ers | 2014-15 |
| Houston Rockets | 2015-17 |
| Brooklyn Nets | 2017 |
| Toronto Raptors | 2017 |

| | |
|-----------------------------|---------|
| Jaron Blossomgame, F | |
| Cleveland Cavaliers | 2018-19 |

| | |
|--------------------------|---------|
| Donte Grantham, F | |
| Oklahoma City Thunder | 2018-19 |

| | |
|------------------------|------------|
| Hunter Tyson, F | |
| Denver Nuggets | 2023-26 |
| Brooklyn Nets | 2026-pres. |

| | |
|-------------------|------------|
| PJ Hall, F | |
| Denver Nuggets | 2024-25 |
| Memphis Grizzlies | 2025 |
| Charlotte Hornets | 2025-pres. |

1,000 POINT SCORERS

CLEMSON TIGER BASKETBALL 1,000-POINT CLUB

| Rk | Name | Years | GP | Avg | Pts |
|-----|--------------------------|----------------|------------|-------------|-------------|
| 1. | Elden Campbell* | 1986-90 | 123 | 15.3 | 1880 |
| 2. | Terrell McIntyre* | 1995-99 | 126 | 14.6 | 1839 |
| 3. | Butch Zatezalo* | 1967-70 | 75 | 23.5 | 1761 |
| 4. | Greg Buckner* | 1994-98 | 122 | 14.4 | 1754 |
| 5. | Jaron Blossomgame | 2013-17 | 128 | 13.5 | 1733 |
| 6. | Trevor Booker* | 2006-10 | 134 | 12.9 | 1725 |
| 7. | Chase Hunter | 2019-25 | 163 | 10.6 | 1720 |
| 8. | PJ Hall | 2020-24 | 120 | 14.2 | 1702 |
| 9. | Horace Grant* | 1983-87 | 122 | 13.9 | 1696 |
| 10. | K.C. Rivers* | 2005-09 | 134 | 12.6 | 1684 |
| 11. | Dale Davis* | 1987-91 | 121 | 13.6 | 1650 |
| 12. | Bill Yarborough* | 1952-57 | 85 | 18.3 | 1553 |
| 13. | Vincent Hamilton* | 1980-85 | 116 | 13.2 | 1530 |
| 14. | Marcquise Reed | 2016-19 | 99 | 15.0 | 1484 |
| 15. | Cliff Hammonds* | 2004-08 | 134 | 10.9 | 1465 |
| 16. | Tree Rollins* | 1973-77 | 110 | 13.3 | 1463 |
| 17. | Will Solomon | 1998-01 | 94 | 15.2 | 1431 |
| 18. | Stan Rome | 1974-78 | 109 | 12.5 | 1365 |
| | Demontez Stitt | 2007-11 | 126 | 10.8 | 1365 |
| 20. | Vince Yockel* | 1955-58 | 74 | 18.2 | 1350 |
| 21. | Larry Nance* | 1977-81 | 117 | 11.5 | 1341 |
| 22. | Devin Gray | 1991-95 | 94 | 14.1 | 1322 |
| 23. | Jim Brennan* | 1961-64 | 76 | 17.3 | 1317 |
| 24. | Sharone Wright* | 1991-94 | 92 | 14.2 | 1308 |
| 25. | Vernon Hamilton | 2003-07 | 127 | 9.7 | 1238 |
| 26. | Harold Jamison | 1995-99 | 129 | 9.5 | 1231 |
| 27. | Jim Sutherland* | 1964-67 | 71 | 17.3 | 1230 |
| 28. | Edward Scott* | 1999-03 | 112 | 10.9 | 1226 |
| 29. | Andre Young | 2008-12 | 129 | 9.5 | 1223 |
| 30. | Shawan Robinson | 2002-06 | 120 | 9.8 | 1177 |
| 31. | Randy Mahaffey* | 1964-67 | 73 | 16.0 | 1171 |
| 32. | Sharrod Ford | 2001-05 | 118 | 9.8 | 1154 |
| | Devin Booker | 2009-13 | 128 | 9.0 | 1154 |
| 34. | Hunter Tyson | 2018-23 | 140 | 8.1 | 1132 |
| 35. | Choppy Patterson* | 1959-63 | 76 | 14.8 | 1131 |
| 36. | Jerry Pryor | 1985-89 | 123 | 9.1 | 1124 |
| 37. | Aamir Simms | 2017-21 | 122 | 9.2 | 1122 |
| 38. | Donte Grantham | 2014-18 | 114 | 9.6 | 1100 |
| 39. | Shelton Mitchell | 2016-19 | 94 | 11.6 | 1084 |
| 40. | Billy Williams* | 1977-80 | 85 | 12.7 | 1078 |
| 41. | Johnny Snee | 1948-52 | 82 | 13.1 | 1077 |
| 42. | Colon Abraham | 1874-78 | 106 | 10.0 | 1061 |
| 43. | K.J. McDaniels | 2011-14 | 94 | 11.0 | 1035 |
| 44. | Richie Mahaffey | 1966-70 | 75 | 13.6 | 1019 |
| 45. | Derrick Johnson | 1975-79 | 111 | 9.1 | 1014 |
| 46. | Fred Gilliam | 1979-83 | 115 | 8.8 | 1010 |

Note: Names in bold played for Head Coach Brad Brownell; * - signifies Clemson Hall of Fame

| | | | |
|----------|----------------|-------|----------|
| 1-16-16 | Miami (Fla.) | NR/8 | W, 76-65 |
| 1-13-16 | Duke | NR/9 | W, 68-63 |
| 1-10-16 | Louisville | NR/16 | W, 66-62 |
| 1-2-16 | Florida State | | W, 84-75 |
| 12-18-15 | South Carolina | NR/25 | L, 59-65 |
| 12-15-15 | Presbyterian | | W, 69-41 |
| 12-13-15 | Alabama | | L, 50-51 |
| 12-6-15 | Wofford | | W, 66-51 |
| 12-2-15 | USC Upstate | | W, 76-56 |
| 11-19-15 | Texas Southern | | W, 76-56 |
| 11-15-15 | UTSA | | W, 78-45 |
| 11-13-15 | NC Central | | W, 74-40 |

- It was reported prior to the 2015-16 season, the economic impact that Clemson had on Greenville.
- "The use of the Bon Secours Wellness Arena for a season of men's basketball games and four graduation ceremonies starting this August (2015) will have a \$12.2 million dollar economic impact on Greenville County, a report done by the Regional Economic Analysis Laboratory at Clemson's Strom Thurmond Institute. The report added that the impact includes 135 jobs, both full time and part time, generating \$4.1 million in labor income."

BRAD BROWNELL WINS 300TH GAME AT CLEMSON

- Head Coach Brad Brownell won his 300th game as the head coach of the Clemson Tigers on Saturday, Dec. 13 in a 70-63 win over Mercer.
- Brownell became the 10th coach in ACC history to win 300 games or more at the same school while the school is a member of the ACC. The chart below is ranked in order of the coach's last season at the

school.

ACC COACHES WINNING 300 GAMES AT ONE SCHOOL

(while school is a member of the ACC)

| Coach | School | Years | Games | Wins |
|------------------|----------------|--------------|-------|-------|
| Brad Brownell | Clemson | 2010-present | 511 | 311 |
| Leonard Hamilton | Florida State | 2002-2025 | 756 | 460 |
| Tony Bennett | Virginia | 2009-2024 | 500 | 364 |
| Mike Krzyzewski | Duke | 1980-2022 | 1,438 | 1,129 |
| Roy Williams | North Carolina | 2003-2021 | 648 | 485 |
| Gary Williams | Maryland | 1989-2011 | 713 | 461 |
| Bobby Cremins | Georgia Tech | 1981-2000 | 591 | 354 |
| Dean Smith | North Carolina | 1961-1997 | 1,133 | 879 |
| Terry Holland | Virginia | 1974-1990 | 499 | 326 |
| Lefty Driesell | Maryland | 1969-1986 | 507 | 348 |

CLEMSON VERSUS THE SOUTHEASTERN CONFERENCE

- Since 2016-17 the Clemson Tigers are 16-6 against members of the SEC.
- The Tigers play many games against the SEC, including an annual game against the South Carolina Gamecocks.
- Six of the games have occurred with Clemson unranked and its opponent ranked in the AP Poll.

CLEMSON VS. SOUTHEASTERN CONFERENCE

(Games since 2016-17)

(16-6)

| Date | Opponent | H/A/N | AP (CU/Opp) | Score |
|----------|-------------------|-------|-------------|---------------|
| 12-16-25 | South Carolina | H | | W, 68-61 |
| 12-3-25 | Alabama | A | NR/12 | L, 84-90 |
| 11-23-25 | Georgia | N1 | | W, 97-94 (OT) |
| 12-17-24 | South Carolina | A | 25/NR | L, 88-91 (OT) |
| 12-3-24 | Kentucky | H | NR/4 | W, 70-66 |
| 3-30-24 | Alabama | N2 | NR/19 | L, 82-89 |
| 12-6-23 | South Carolina | H | 24/NR | W, 72-67 |
| 11-28-23 | Alabama | A | NR/23 | W, 85-77 |
| 11-11-23 | South Carolina | A | | L, 58-60 |
| 12-18-21 | South Carolina | H | | W, 70-56 |
| 12-12-20 | Alabama | N3 | | W, 64-56 |
| 11-25-20 | Mississippi State | N4 | | W, 53-42 |
| 12-8-19 | South Carolina | H | | L, 54-67 |
| 12-22-18 | South Carolina | A | | W, 78-68 |
| 12-8-18 | Mississippi State | N5 | | L, 71-82 |
| 11-20-18 | Georgia | N6 | | W, 64-49 |
| 3-18-18 | Auburn | N7 | | W, 84-53 |
| 12-19-17 | South Carolina | H | | W, 64-48 |
| 12-16-17 | Florida | N8 | NR/22 | W, 71-69 |
| 12-21-16 | South Carolina | A | NR/20 | W, 62-60 |
| 12-18-16 | Alabama | A | | W, 67-54 |
| 11-11-16 | Georgia | H | | W, 74-64 |

(N1 - 2025 Shriners Children's Charleston Classic, Charleston, S.C.; N2 - NCAA Tournament, Los Angeles, Calif.; N3 - Holiday Hoopsgiving, Atlanta, Ga.; N4 - Space Coast Challenge, Melbourne, Fla.; N5 - Never Forget Tribute Classic, Newark, N.J.; N6 - Cayman Islands Classic, Cayman Islands; N7 - NCAA Tournament, San Diego, Calif.; N8 - Orange Bowl Classic, Sunrise, Fla.)

CLEMSON RANKED NO. 31 IN NET RANKINGS (AS OF FEB. 6)

- Clemson currently sits No. 31 in the NET rankings.
- The Tigers are currently 2-3 in Quad 1 games with a 97-94 overtime victory over Georgia in the Charleston Classic Championship game. They are 9-4 overall in Q1&2 games.
- Clemson is tied for 14th in the country in Quad 1 and 2 victories with 9.
- There are eight schools in the Top 40 of the NET rankings from the ACC: Duke (2), Virginia (16), Louisville (18), NC State (25), North Carolina (27), Clemson (31), SMU (34), Miami (Fla.) (37).

CLEMSON TOTALS 49 BENCH POINTS VS. ALABAMA A&M

- Clemson posted 49 bench points in a 95-56 win over Alabama A&M on Nov. 28.
- The 49 bench points were the most for a Tiger team since 2008 and are the fifth-most in a game since 1996-97.
- Clemson is currently 14th in the country in bench points per game (38.88).

CLEMSON BIRTHDAYS

| | |
|-------------|----------------|
| February 22 | Dallas Thomas |
| March 5 | Jestin Porter |
| March 8 | Ace Buckner |
| April 12 | Jake Wahlin |
| April 16 | Dillon Hunter |
| April 26 | Blake Davidson |
| May 27 | Zac Foster |
| June 10 | RJ Godfrey |
| June 25 | Butta Johnson |
| July 20 | Carter Welling |
| September 6 | Trent Steinour |
| October 24 | Chase Thompson |
| November 15 | Brad Brownell |
| November 26 | Nick Davidson |

CLEMSON, MOST BENCH POINTS IN A GAME

(since 1996-97)

| Date | Opponent | Bench Points |
|------------|-------------------------|--------------|
| 12-19-2005 | N-Puerto Rico-Mayaguez | 72 |
| 2-11-1998 | H-Western Carolina | 58 |
| 12-23-2006 | H-Western Carolina | 56 |
| 3-9-2008 | H-Virginia Tech | 50 |
| 11-28-2025 | H-Alabama A&M | 49 |
| 12-19-2009 | H-College of Charleston | 48 |

CLEMSON POSTS 12 DIFFERENT SCORERS VS. ALABAMA A&M

- In Clemson's 36-point victory over Alabama A&M, it posted 12 different scorers and all scored at least four points.
- That is just the second time dating back to 1996-97 that it has happened for the Tigers.
- Clemson had 12 different scorers on Dec. 19, 2008 when it beat Puerto Rico-Mayaguez 101-60 in the San Juan Shootout.

TIGERS AT THE CHARLESTON CLASSIC

- This marked Clemson's fifth trip to the Charleston Classic since the inaugural tournament in 2008.
- The Tigers have won the event twice in their history in 2025 and 2008. The tournament's first year (2008), Clemson earned wins over Hofstra (98-69), TCU (70-58) and Temple (76-72) in the championship game.
- Clemson returned in 2013 and won games over Temple and Davidson before falling to UMass in the championship.
- In 2017, the Tigers won games over Ohio and Hofstra before falling to Temple in the title game.
- Clemson's last trip was in 2021 and they finished 1-2 overall with a 75-48 win over Temple on the opening day.
- Overall the Tigers are 10-4 in the Charleston Classic with four trips to the championship game in five tournaments and two tournament championships.

REGULAR SEASON TOURNAMENTS UNDER BROWNELL

- Since the 2010-11 season, Clemson is now 25-16 in regular season tournaments, including wins over West Virginia and Georgia in the 2025 Charleston Classic.
- The Tigers also owns wins over San Francisco and Penn State in last year's Sunshine Slam to clinch the championship.
- The Tigers defeated UAB and Davidson in the 2023 Asheville Championship to clinch the title.
- Clemson defeated Mississippi State and Purdue in the 2020 Space Coast Challenge to clinch the tournament championship.

CLEMSON REGULAR SEASON TOURNAMENT CHAMPIONSHIPS

- The Tigers have won 31 regular season championships in history.
- Clemson won its third consecutive regular season tournament championship in the 2025 Charleston Classic with wins over West Virginia (70-67) and Georgia (97-94 OT).
- The 2025 Charleston Classic marked the fourth won by Head Coach Brad Brownell at Clemson and the third in a row. It's the first time Clemson has won three regular season tournaments three years in a row since 1984-85 through 1986-87.
- The Tigers won the 2024 Sunshine Slam, 2023 Asheville Championship and 2020 Space Coast Challenge.

CLEMSON REGULAR SEASON TOURNAMENT CHAMPIONSHIPS

NOTES

| Year | Tournament | Site | Victories |
|---------|---------------------|---------------------|--------------------------------|
| 2025-26 | Charleston Classic | Charleston, S.C. | West Virginia, Georgia |
| 2024-25 | Sunshine Slam | Daytona Beach, Fla. | San Fran, Penn State |
| 2023-24 | Asheville Champ. | Asheville, N.C. | UAB, Davidson |
| 2020-21 | Space Coast | Melbourne, Fla. | Miss. St., Purdue |
| 2008-09 | Charleston Classic | Charleston, S.C. | Hofstra, TCU, Temple |
| 2006-07 | Cox Comm. Classic | Norfolk, Va. | A-State, Monmouth |
| 2005-06 | San Juan Shootout | San Juan, P.R. | PR-Mayaguez, Holy Cross, Akron |
| 1990-91 | FIU Invite | Miami, Fla. | Coppin St., Fla. Atlantic |
| 1986-87 | Hawaii Pacific Inv. | Honolulu, Hawaii | Fordham, Hawaii, Pacific |
| 1986-87 | TCBY Invite | Little Rock, Ark. | Delaware St., UALR |
| 1986-87 | IPTAY Invite | Clemson, S.C. | Georgia St., Boston U. |
| 1985-86 | IPTAY Invite | Clemson, S.C. | ETSU, South Fla. |
| 1984-85 | Music City Invite | Nashville, Tenn. | UMass, Vandy |
| 1984-85 | IPTAY Invite | Clemson, S.C. | Campbell, South Fla. |
| 1983-84 | IPTAY Invite | Clemson, S.C. | Marquette, Furman |
| 1981-82 | IPTAY Invite | Clemson, S.C. | Bowling Green, Stetson |
| 1980-81 | Rainbow Classic | Honolulu, Hawaii | La. Tech, Indiana, Hawaii |
| 1980-81 | IPTAY Invite | Clemson, S.C. | Cornell, Fairfield |
| 1979-80 | IPTAY Invite | Clemson, S.C. | Siena, MTSU |
| 1978-79 | Sun Bowl | El Paso, Texas | UTEP, Texas Tech |
| 1978-79 | IPTAY Invite | Clemson, S.C. | Brown, Kent State |
| 1977-78 | Charleston Invite | Charleston, S.C. | Catholic, Canisius |
| 1977-78 | IPTAY Invite | Clemson, S.C. | TCU, Rhode Island |
| 1976-77 | IPTAY Invite | Clemson, S.C. | Yale, Florida State |
| 1975-76 | Charlotte Invite | Charlotte, N.C. | BC, Davidson |
| 1973-74 | Poinsettia Classic | Greenville, S.C. | Delaware, Furman |
| 1973-74 | IPTAY Invitational | Clemson, S.C. | Auburn, St. John's |
| 1971-72 | Poinsettia Classic | Greenville, S.C. | Holy Cross, Auburn |
| 1966-67 | Poinsettia Classic | Greenville, S.C. | LSU, Furman |
| 1965-66 | Poinsettia Classic | Greenville, S.C. | Ole Miss, Manhattan |
| 1955-56 | Gator Bowl | Jacksonville, Fla. | LSU, South Carolina |

CLEMSON HAS OVERCOME 10-POINT DEFICIT 24 TIMES UNDER BRAD BROWNELL

- Clemson overcame its first 10-point deficit of the season against West Virginia in the Charleston Classic on Nov. 21.
- The Tigers did it again against Georgia in its next game, accomplishing this feat in consecutive games for the first time in 17 years.
- Clemson last overcome double-digit deficits in consecutive games on Dec. 21, 2008 at Miami and Dec. 30, 2008 at South Carolina.
- The Tigers trailed Miami by 12 in the first half and came back to win 91-72. Clemson trailed South Carolina by 11 in the first half and came back to win 98-87.
- The Tigers have overcome a 10-point deficit in consecutive games five times in their history.
- The Tigers have overcome a 10-point deficit three times in the calendar year of 2025, including a road win at Virginia on March 1.
- Fifteen of the 24 comebacks have occurred in ACC play, while six have occurred on a neutral floor.

OVERCOMING 10-POINT DEFICITS IN CONSECUTIVE GAMES (Clemson History)

| Date | Site | Opponent | Deficit | Time (Half) | Final |
|----------|------|---------------------|---------|-------------|--------|
| 11-23-25 | N | Georgia | -10 | 13:14 (1) | ^97-94 |
| 11-21-25 | N | West Virginia | -11 | 10:57 (2) | 70-67 |
| 12-30-08 | A | South Carolina | -11 | 15:51 (1) | 98-87 |
| 12-21-08 | A | Miami (Fla.) | 12 | 11:23 (1) | 91-72 |
| 11-29-01 | A | Penn State | 14 | 10:46 (1) | 79-66 |
| 11-24-01 | H | Wofford | 14 | 3:02 (1) | 85-82 |
| 12-30-00 | A | Coastal Carolina | 18 | 6:56 (1) | 81-68 |
| 12-28-00 | H | Charleston Southern | 15 | 13:05 (1) | 88-77 |
| 2-18-87 | H | Wake Forest | 11 | 7:39 (1) | 87-71 |
| 2-14-87 | A | Virginia | 10 | 13:06 (1) | ^94-90 |

OVERCOMING 10-POINT DEFICITS (Brad Brownell Era)

| Date | Site | Opponent | Deficit | Time (Half) | Final |
|----------|------|---------------|---------|-------------|--------|
| 11-23-25 | N | Georgia | -10 | 13:14 (1) | ^97-94 |
| 11-21-25 | N | West Virginia | -11 | 10:57 (2) | 70-67 |
| 3-1-25 | A | Virginia | -10 | 17:34 (2) | 71-58 |
| 11-12-23 | N | Davidson | -18 | 8:45 (1) | 68-65 |
| 3-2-22 | H | Georgia Tech | -13 | 12:10 (2) | 68-65 |
| 11-9-21 | H | Presbyterian | -11 | 1:16 (1) | 64-53 |
| 2-29-20 | H | Florida State | -10 | 19:40 (2) | 70-69 |
| 1-28-20 | H | Syracuse | -10 | 16:26 (2) | 71-70 |

| | | | | | |
|----------|---|-----------------------|-----|-----------|--------|
| 1-21-20 | H | Wake Forest | -10 | 7:38 (1) | 71-68 |
| 1-11-20 | A | North Carolina | -10 | 2:08 (2) | ^79-76 |
| 11-24-19 | N | TCU | -15 | 7:39 (2) | ^62-60 |
| 2-24-18 | H | Georgia Tech | -11 | 18:09 (2) | 75-67 |
| 1-28-18 | A | Georgia Tech | -12 | 11:17 (1) | 72-70 |
| 12-16-17 | N | Florida | -12 | 17:24 (2) | 71-69 |
| 11-29-17 | A | Ohio State | -13 | 11:43 (1) | 79-65 |
| 12-31-16 | A | Wake Forest | -13 | 7:01 (2) | 73-68 |
| 1-13-16 | H | Duke | -12 | 8:18 (1) | 68-63 |
| 1-24-15 | H | Wake Forest | -12 | 16:35 (2) | 59-57 |
| 1-11-14 | H | Duke | -10 | 1:16 (1) | 72-59 |
| 12-3-13 | H | SC State | -10 | 10:44 (1) | 65-49 |
| 11-21-13 | N | Temple | -12 | 3:38 (1) | 72-58 |
| 1-29-13 | H | Georgia Tech | -10 | 12:38 (1) | 63-60 |
| 2-5-11 | A | Georgia Tech | -11 | 9:18 (1) | 65-56 |
| 1-25-11 | H | NC State | -19 | 6:08 (1) | 60-50 |
| 12-22-10 | A | College of Charleston | -11 | 15:35 (1) | 66-59 |

^ - Denotes one overtime period

CLEMSON HAS OVERCOME HALFTIME DEFICIT 28 TIMES SINCE 2019-20

- Clemson overcame its first halftime deficit of the year and managed to come back and win the game over West Virginia (11/21).
- The Tigers trailed by seven at the break after a sideline out-of-bounds turnover and a 3-point heave by the Mountaineers.
- Clemson trailed by as many as 11 points in the second half (10:57), but used a run late in the second half to win 70-67.
- The Tigers' second came at home against Mercer. The Tigers trailed by six, but held Mercer to just 24 second half points to win 70-63.
- Clemson trailed by just one at Pittsburgh on Jan. 3 (35-34) but won the second half 39-33 to win 73-68.
- The Tigers trailed by two at halftime to the Cardinal after Stanford hit a buzzer beater to lead 32-30. Clemson came back and won 66-64.

OVERCOMING HALFTIME DEFICITS (2019-20 to Present)

| Date | Site | Half | Opponent | Half Margin | Final |
|----------|------|-------|----------------|-------------|--------------|
| 2-4-26 | A | 30-32 | Stanford | -2 | 66-64 |
| 1-3-26 | A | 34-35 | Pittsburgh | -1 | 73-68 |
| 12-13-25 | H | 33-39 | Mercer | -6 | 70-63 |
| 11-21-25 | N | 25-32 | West Virginia | -7 | 70-67 |
| 3-1-25 | A | 27-37 | Virginia | -10 | 71-58 |
| 2-8-25 | H | 35-41 | Duke | -6 | 77-71 |
| 11-25-24 | N | 24-29 | San Francisco | -5 | 70-55 |
| 11-12-23 | N | 23-28 | Davidson | -5 | 68-65 |
| 11-10-23 | N | 39-42 | UAB | -3 | 77-76 |
| 1-28-23 | A | 33-34 | Florida State | -1 | 82-81 |
| 1-21-23 | H | 26-33 | Virginia Tech | -5 | 26-31 |
| 1-14-23 | H | 30-34 | Duke | -4 | 72-64 |
| 1-7-23 | A | 38-40 | Pittsburgh | -2 | 75-74 |
| 1-4-23 | A | 29-32 | Virginia Tech | -3 | 68-65 |
| 12-2-22 | H | 26-33 | Wake Forest | -7 | 77-57 |
| 11-29-22 | H | 29-35 | Penn State | -6 | 101-94 (2OT) |
| 3-5-22 | H | 30-33 | Virginia Tech | -3 | 63-59 |
| 3-2-22 | H | 27-33 | Georgia Tech | -6 | 68-65 |
| 11-9-21 | H | 24-32 | Presbyterian | -8 | 64-53 |
| 2-12-21 | H | 26-30 | Georgia Tech | -4 | 74-72 |
| 1-27-21 | H | 21-22 | Louisville | -1 | 54-50 |
| 1-5-21 | H | 32-39 | NC State | -7 | 74-70 (OT) |
| 1-2-21 | A | 32-34 | Miami (Fla.) | -2 | 66-65 |
| 12-29-20 | H | 29-34 | Florida State | -5 | 77-67 |
| 3-11-20 | N | 21-23 | Miami (Fla.) | -2 | 69-64 |
| 2-29-20 | H | 32-39 | Florida State | -7 | 70-69 |
| 1-28-20 | H | 33-35 | Syracuse | -2 | 71-70 |
| 1-21-20 | H | 31-37 | Wake Forest | -6 | 71-68 |
| 1-11-20 | A | 29-39 | North Carolina | -10 | 79-76 (OT) |
| 11-24-19 | N | 23-25 | TCU | -2 | 62-60 (OT) |

CLEMSON'S 2026 RECRUITING CLASS

- Head Coach Brad Brownell and his staff added Will Stevens (Huntersville, N.C./Davidson Day), Harris Reynolds (Atlanta, Ga./St. Pius X Catholic) and Amare James (Marietta, Ga./Wheeler) to the Clemson University men's basketball program. All three signed letters of intent to play for the Tigers beginning in 2026-27.
- "Our staff identified Harris, Will and Amare nearly two years ago and made them a priority for our program. We continued our trend of

recruiting really good high school players who will have outstanding careers at Clemson. They all come from great families and have played in winning high school programs. All three are great fits with our Clemson Basketball culture."

- Reynolds is a 6-5, 175-pound four-star guard who ranks as the No. 114 player nationally and sixth-highest rated player in Georgia by 247Sports. On3 ranks Reynolds No. 111.
- "Harris is a combo guard with elite athleticism and great size for his position. He's a smart, hard-working player who just keeps getting better and better. He has the ability to create shots for himself and others and is an exciting player our fans will truly enjoy watching."
- He played just six games as a junior due to injury, but averaged 12.2 points, 2.5 assists and 4.8 rebounds per game. As a sophomore he posted 13.4 points, 1.8 assists and 3.8 rebounds, while shooting nearly 47 percent from the floor and 33 percent from three. He added 35 steals and 15 blocks.
- He chose Clemson over Virginia Tech, Texas A&M, Saint Louis, South Florida and VCU.
- Stevens is a 6-10, 225-pound four-star center who ranks as the top prospect in North Carolina according to On3. He is the third-best prospect in N.C. according to 247sports.
- "Will is a highly skilled post player who will fit very well into our system. I love his ability to shoot, dribble and pass out of the high post. I feel like he will be a matchup problem for opponents as he gains strength throughout his career."
- On the AAU circuit, Stevens averaged 13.0 points and 7.0 rebounds while shooting 40 percent from three. As a junior at Davidson Day, Stevens averaged 11.2 points, 6.0 rebounds, 2.0 assists and 2.0 blocks per game. He shot 55 percent from the field and 40 percent from three. His father played baseball at Presbyterian, while his mother played basketball at Texas Tech.
- He chose Clemson over Vanderbilt, South Carolina and St. Mary's.
- James is a 6-6, 190-pound guard from Marietta Ga. He helped lead Wheeler to a 6A state title in Georgia last season. He averaged 13.0 points per game as a junior at Wheeler last season. He added 4.4 rebounds and 37 total assists, while shooting 41.5 percent from the field, 36.0 percent from three and 77.0 percent from the line.
- James was the team's most improved player from a 29-3 state championship team.
- "Amare is a versatile wing who has the ability to be a two-way player in time. I love his work ethic, and his competitiveness will be a great addition to our team. I'm eager to see how he develops within our program."
- His father played basketball at Evansville from 1996-00 for Jim Crews. Coach Brownell worked for Crews at Evansville in 1991-92. James' mother played tennis at Southern Indiana from 1999-01.

CLEMSON'S STRONG HISTORY OF GEORGIA RECRUITING

- Clemson has a storied history of recruiting the state of Georgia extremely well and Brad Brownell has continued that success during his tenure in Clemson, including this 2026 recruiting class with Harris Reynolds (Atlanta, Ga./St. Pius X Catholic).
- There are three players on the current roster from the state of Georgia: Dillon Hunter (Atlanta, Ga./Westlake), RJ Godfrey (Suwanee, Ga./North Gwinnett) and Zac Foster (Atlanta, Ga./Woodward Academy).
- Below is a chart of all of Clemson's All-ACC players that have hailed from the state of Georgia. Coach Brownell has recruited three of them.

CLEMSON'S ALL-ACC PLAYERS FROM GEORGIA

| Years | Player | All-Conference | Games | Points |
|---------|-------------------|------------------------------------|-------|--------|
| 2021-25 | Ian Schieffelin | 2nd (2025) | 134 | 1067 |
| 2019-25 | Chase Hunter | 1st (2025) | 167 | 1789 |
| 2013-17 | Jaron Blossomgame | 1st (2016); 3rd (2017) | 128 | 1733 |
| 2004-08 | Cliff Hammonds | 3rd (2008) | 134 | 1465 |
| 1991-94 | Sharone Wright | 3rd (1993); 2nd (1994) | 92 | 1308 |
| 1987-91 | Dale Davis | 3rd (1989); 1st (1990); 2nd (1991) | 121 | 1650 |
| 1983-87 | Horace Grant | 2nd (1986); 1st (1987) | 122 | 1696 |
| 1974-78 | Stan Rome | 2nd (1977) | 109 | 1365 |
| 1973-77 | Tree Rollins | 2nd (1975-77) | 110 | 1463 |
| 1964-67 | Randy Mahaffey | 2nd (1965); 1st (1967) | 72 | 1171 |

CLEMSON OPENS SEASON WITH CONSECUTIVE 25+ POINT VICTORIES

- Clemson started the season 3-0 and has won each game by 50, 38 and 27 points, respectively.
- The last time the Tigers began a season with three consecutive 25+

NOTES

point victories was in 2009-10.

- The only other occurrence in Clemson history was in 1917-18 in a five-game season.

CLEMSON'S CONSECUTIVE 25+ POINT VICTORIES TO START A SEASON

(Bottom opponent represents season opener)

| Year | Opponent | Score | Margin |
|---------|-----------------|--------|--------|
| 2025-26 | Morehead State | 83-56 | +27 |
| | Gardner-Webb | 97-59 | +38 |
| | New Hampshire | 88-38 | +50 |
| 2005-06 | S.C. State | 79-38 | +41 |
| | Coppin State | 102-71 | +31 |
| | Bethune-Cookman | 84-55 | +29 |
| 1917-18 | Newberry | 64-23 | +41 |
| | Wofford | 50-22 | +28 |
| | Presbyterian | 63-22 | +41 |

CLEMSON COMMITTED JUST 14 TURNOVERS IN FIRST THREE GAMES

- Clemson committed just 14 total turnovers in its first three games of the season, including a season-low three against Gardner-Webb in a 97-59 win on Nov. 7.
- That is the lowest amount for the first three games of a season dating back to the 1980-81 season.
- Clemson committed 14 in the first two games in 2012-13 and 16 in 2016-17.

CLEMSON'S FEWEST TURNOVERS IN FIRST THREE GAMES

(Since 1980-81)

| Year | Date | Opponent | T.O. | W/L |
|---------|----------|-----------------|------|----------|
| 2025-26 | 11-11-25 | Morehead State | 5 | W, 83-56 |
| | 11-7-25 | H-Gardner-Webb | 3 | W, 97-59 |
| | 11-3-25 | H-New Hampshire | 6 | W, 88-38 |
| 2012-13 | 11-22-12 | N-Gonzaga | 8 | L, 49-57 |
| | 11-16-12 | A-Furman | 8 | W, 72-55 |
| | 11-12-12 | H-Presbyterian | 6 | W, 77-44 |
| 2016-17 | 11-18-16 | N-Xavier | 12 | L, 77-83 |
| | 11-17-16 | N-Davidson | 8 | W, 95-78 |
| | 11-11-16 | H-Georgia | 8 | W, 74-64 |

TIGERS TALLY 25 ASSISTS TO JUST THREE TURNOVERS

- In Clemson's 97-59 win over Gardner-Webb, the Tigers totaled 25 assists and committed just three turnovers.
- The 8.33 assist-to-turnover ratio is the third-highest for the program dating back to 1996-97. It is the highest when considering a team with 20 or more assists in the game in that span.
- The Tigers were led by Zac Foster who finished with five assists and zero turnovers against Gardner-Webb.
- All games on the list are games coached by Brad Brownell.

CLEMSON, HIGHEST ASSIST-TURNOVER RATIO IN GAME

(Since 1996-97)

| Date | Opponent | Assists | Turnovers | A/T0 |
|----------|----------------|---------|-----------|-------|
| 2-20-16 | A-NC State | 16 | 1 | 16.00 |
| 12-13-16 | H-SC State | 17 | 2 | 8.50 |
| 11-7-25 | H-Gardner-Webb | 25 | 3 | 8.33 |
| 2-26-25 | H-Notre Dame | 23 | 4 | 5.75 |
| 11-14-14 | H-Florida A&M | 21 | 5 | 4.20 |
| 2-21-24 | A-Georgia Tech | 21 | 5 | 4.20 |

- The Tigers have totaled 25 or more assists in three games under Brad Brownell. The chart below lists all games Clemson has collected 25 or more in a game dating back to 1980-81.
- Clemson is 48-5 in games during that span it has posted 25 or more assists and has won its last 24 games (24-0 since 1987).

CLEMSON, GAMES WITH 25+ ASSISTS

(Since 1980-81)

| Date | Opponent | Assists | Turnovers | W/L |
|----------|--------------------|---------|-----------|-----------|
| 11-7-25 | H-Gardner-Webb | 25 | 3 | W, 97-59 |
| 11-24-23 | H-Alcorn State | 26 | 7 | W, 90-69 |
| 2-22-23 | H-Syracuse | 28 | 7 | W, 91-73 |
| 12-16-09 | A-East Carolina | 25 | 11 | W, 80-63 |
| 11-12-07 | H-Furman | 26 | 16 | W, 91-46 |
| 12-23-06 | H-Western Carolina | 25 | 15 | W, 103-60 |

| | | | | |
|----------|--------------------------|----|----|--------------|
| 11-29-06 | A-Minnesota | 26 | 18 | W, 90-68 |
| 11-21-05 | H-Coppin State | 30 | 17 | W, 102-71 |
| 11-19-04 | H-Hampton | 25 | 17 | W, 98-54 |
| 2-13-02 | H-Wake Forest | 26 | 16 | W, 118-115^^ |
| 12-3-94 | H-Winthrop | 27 | 10 | W, 98-71 |
| 11-29-94 | H-Charleston Southern | 27 | 13 | W, 96-66 |
| 12-1-93 | A-Charleston Southern | 25 | 35 | W, 120-103 |
| 12-2-92 | H-Liberty | 28 | 15 | W, 93-68 |
| 11-30-91 | H-Morehead State | 27 | 24 | W, 114-69 |
| 1-16-91 | H-Western Carolina | 26 | 14 | W, 103-82 |
| 12-17-90 | H-S.C. State | 29 | 20 | W, 103-83 |
| 2-12-90 | H-NC State | 26 | 23 | W, 89-81 |
| 1-25-90 | H-Georgia Tech | 25 | 16 | W, 91-90 |
| 12-9-89 | H-Radford | 29 | 14 | W, 114-76 |
| 3-4-89 | H-Georgia Tech | 26 | 15 | W, 81-79^ |
| 1-18-89 | H-Youngstown State | 31 | 14 | W, 104-74 |
| 3-5-88 | H-Georgia Tech | 25 | 12 | W, 97-94^^ |
| 12-29-87 | H-Florida International | 31 | 19 | W, 98-47 |
| 12-15-87 | H-Southern Miss | 26 | 24 | L, 85-88 |
| 2-21-87 | A-North Carolina | 25 | 11 | L, 80-96 |
| 1-24-87 | H-Duke | 28 | 21 | L, 103-105^ |
| 1-12-87 | H-Florida International | 26 | 15 | W, 108-55 |
| 12-29-86 | H-Delaware State | 28 | 17 | W, 95-42 |
| 2-13-86 | H-Florida A&M | 28 | 18 | W, 96-52 |
| 12-2-85 | H-Rider | 27 | 16 | W, 101-63 |
| 11-25-86 | H-Maryland-Eastern Shore | 28 | 19 | W, 83-57 |
| 3-2-85 | H-Winthrop | 27 | 11 | W, 100-55 |
| 1-11-84 | H-Georgia Tech | 25 | 20 | W, 79-69 |
| 1-4-84 | H-Saint Francis | 36 | 15 | W, 97-63 |
| 12-19-83 | H-Baylor | 31 | 9 | W, 102-52 |
| 12-10-83 | H-The Citadel | 29 | 23 | W, 92-70 |
| 11-26-83 | H-Wagner | 31 | 21 | W, 105-55 |
| 3-5-83 | H-Illinois-Chicago | 27 | 17 | W, 92-88 |
| 2-16-83 | H-Wake Forest | 27 | 16 | L, 82-86 |
| 2-5-83 | H-Baptist | 29 | 11 | W, 81-60 |
| 12-15-82 | H-Campbell | 28 | 13 | W, 76-59 |
| 12-11-82 | H-Presbyterian | 26 | 16 | W, 95-69 |
| 12-2-81 | H-Austin Peay | 29 | 13 | W, 102-53 |
| 11-27-81 | H-Bowling Green | 36 | 10 | W, 109-91 |
| 2-28-81 | H-Baltimore | 31 | 14 | W, 91-69 |
| 2-12-81 | A-Maryland | 27 | 11 | L, 70-72 |
| 2-8-81 | H-South Carolina | 32 | 8 | W, 115-91 |
| 2-4-81 | A-NC State | 26 | 11 | W, 82-76 |
| 1-14-81 | H-The Citadel | 29 | 12 | W, 82-58 |
| 12-16-80 | H-West Virginia Tech | 26 | 22 | W, 124-70 |
| 12-13-80 | H-Illinois Tech | 32 | 6 | W, 108-41 |
| 12-3-80 | H-Samford | 26 | 29 | W, 102-59 |

^ - signifies one overtime period

SEASON OPENING DOMINANCE

- Clemson has won 40-out-of-41 games (40-1) to open a season, which dates back to the 1985-86 season.
- Head coach Brad Brownell is 15-1 in season openers at Clemson.

BRAD BROWNELL SEASON OPENERS AT CLEMSON

(15-1)

| Date | Opponent | H/A/N | Score |
|----------|---------------------|-------|-----------|
| 11-3-25 | New Hampshire | H | W, 88-38 |
| 11-4-24 | Charleston Southern | H | W, 91-64 |
| 11-6-23 | Winthrop | H | W, 78-56 |
| 11-7-22 | The Citadel | H | W, 80-69 |
| 11-9-21 | Presbyterian | H | W, 64-53 |
| 11-25-20 | Mississippi State | N1 | W, 53-42 |
| 11-5-19 | Virginia Tech | H | L, 60-67 |
| 11-6-18 | The Citadel | H | W, 100-80 |
| 11-10-17 | Western Carolina | H | W, 85-57 |
| 11-11-16 | Georgia | H | W, 74-64 |
| 11-13-15 | NC Central | H | W, 74-40 |
| 11-14-14 | Florida A&M | H | W, 86-41 |
| 11-8-13 | Stetson | H | W, 71-56 |
| 11-12-12 | Presbyterian | H | W, 77-44 |
| 11-11-11 | Gardner-Webb | H | W, 65-44 |
| 11-13-10 | Western Carolina | H | W, 87-64 |

(N1 - Space Coast Challenge, Melbourne, Fla.)

HISTORIC SEASON OPENER FOR CLEMSON

- Clemson defeated New Hampshire 88-38 on Nov. 3 to open the season.
- The 38 points allowed were the fewest allowed by Clemson in a season opener since Dec. 11, 1946 when it beat Erskine 58-30.
- The 50-point margin of victory was the largest in a season opener since a 105-55 win over Wagner on Nov. 26, 1983.

CLEMSON WHEN ALLOWING 40 OR LESS POINTS

- Clemson has allowed 40 points or less on 12 occasions during Brownell's tenure as head coach.
- The Tigers have accomplished this feat three times during ACC play.
- The 39 points surrendered to the Demon Deacons on Feb. 24, 2021 were the second-fewest they have scored at home in the ACC Era (since 1953).

GAMES CLEMSON HAS ALLOWED LESS THAN 40 POINTS

(Brad Brownell Era)
(12-0)

| Date | Opponent | H/A/N | W/L | Score |
|----------|----------------------|-------|-----|-------|
| 11-3-25 | New Hampshire | H | W | 88-38 |
| 2-24-21 | Wake Forest | A | W | 60-39 |
| 12-2-20 | South Carolina State | H | W | 75-38 |
| 12-20-19 | Jacksonville | H | W | 68-39 |
| 2-3-18 | Wake Forest | H | W | 64-37 |
| 11-13-15 | NC Central | H | W | 74-40 |
| 12-14-13 | Furman | H | W | 71-35 |
| 11-29-13 | Coastal Carolina | H | W | 69-40 |
| 11-13-13 | Delaware State | H | W | 58-37 |
| 2-21-12 | Georgia Tech | A | W | 56-37 |
| 12-17-11 | Winthrop | H | W | 60-40 |
| 12-17-10 | Savannah State | H | W | 61-40 |

CLEMSON'S RETURNING PRODUCTION IN 2025-26

- Clemson returns just one player that saw action on the court for the Tigers last season – senior guard Dillon Hunter.
- The Tigers added six transfers and four freshmen to go with Hunter and two redshirt players from last season – Ace Buckner and Dallas Thomas.
- Accounting for Hunter's 5.4 points per game last season, that total is the fourth-fewest in the ACC and the 12th-fewest amongst major conference teams (ACC, Big 12, Big East, Big Ten, SEC).
- While the fourth-fewest in the ACC, the Tigers are the only team of the four to not get a new coach.

DIVISION I, MAJOR CONFERENCES, LOWEST SUM OF PPG FOR PLAYERS ON TEAM LAST SEASON

(ACC, Big 12, Big East, Big Ten, SEC)

| Team | Players | Added | Returning |
|----------------|-----------|-------------|------------|
| Baylor | 15 | 88.9 | – |
| Indiana | 17 | 135.7 | 0.0 |
| Miami (Fla.) | 13 | 45.0 | – |
| UCF | 16 | 93.7 | 0.0 |
| West Virginia | 15 | 90.7 | – |
| Maryland | 16 | 56.4 | 0.2 |
| Virginia | 15 | 76.4 | 0.8 |
| Xavier | 16 | 94.8 | 1.0 |
| Texas A&M | 15 | 106.8 | 1.5 |
| Arizona State | 16 | 91.5 | 3.6 |
| NC State | 15 | 78.0 | 4.7 |
| CLEMSON | 13 | 65.4 | 5.4 |

CLEMSON BOASTS SCHOOL'S ACTIVE ALL-TIME WINNINGEST COACHES IN FOOTBALL AND MEN'S BASKETBALL

- Clemson is the only Power 4 institution that currently has its all-time winningest coaches leading its football and men's basketball program.
- Head Coach Brad Brownell became the school's all-time winningest coach on Jan. 14, 2020 with a 79-72 win over No. 3 Duke in Littlejohn Coliseum.
- The win gave him the victory to surpass Cliff Ellis as the all-time wins leader in school history.
- Since then, Brownell has won 133 games at Clemson and sits at 311 victories as the head coach of the Tigers.
- Head Coach Dabo Swinney won his 166th career game and passed Head Coach Frank Howard as the all-time wins leader in Clemson history with a 31-23 win over No. 12 Notre Dame.
- Swinney currently has 187 career wins as the head coach of the

NOTES

Tigers.

CLEMSON'S THREE-YEAR RUN

- Clemson has been on quite a three-year run. The Tigers were 23-11 in 2022-23, 24-12 in 2023-24 and 27-7 last season. That is a three-year record of 74-30.
- With the win over Virginia Tech last season, Clemson set a school mark for total victories in three consecutive years. Clemson won 72 games over the 2006-07 (25-11), 2007-08 (24-10) and 2008-09 (23-9) campaigns. That three year run finished at 72-30.
- Nothing can compare to Clemson's record in ACC play over the last three years. The Tigers have gone 14-6, 11-9 and 18-2 in ACC play over the last three years for a 43-17 (.717) record. That includes a 19-11 ACC road record.
- This is just the second time Clemson has had a winning record in at least three consecutive ACC seasons. Clemson had four consecutive winning league seasons from 2007-08 through 2010-11.
- Clemson finished 18-2 in the ACC this season, third in the league. The Tigers finished 11-9 in 2023-24 and have now gone 29-11 over the last two seasons.
- The .725 winning percentage is the highest in program history over the course of back-to-back seasons in the ACC dating back to 1953-54.
- The Tigers three-year run in conference play from 2022-25 is only matched by a Clemson team 76 years ago toward the end of the Tigers' tenure in the Southern Conference.

CLEMSON'S MOST SUCCESSFUL THREE-YEAR RUNS IN CONFERENCE PLAY

| Years | ACC Record | Pct. | Total Record | Pct. |
|---------|--------------|------|--------------|------|
| 2024-25 | 18-2 | .900 | 43-17 | .717 |
| 2023-24 | 11-9 | .500 | | |
| 2022-23 | 14-6 | .700 | | |
| Years | SoCon Record | Pct. | Total Record | Pct. |
| 1951-52 | 11-4 | .733 | 28-16 | .636 |
| 1950-51 | 9-4 | .692 | | |
| 1949-50 | 8-8 | .500 | | |

CLEMSON'S MOST SUCCESSFUL TWO-YEAR RUNS IN ACC

| Years | ACC Record | Pct. | Total Record | Pct. |
|---------|------------|------|--------------|------|
| 2024-25 | 18-2 | .900 | 29-11 | .725 |
| 2023-24 | 11-9 | .550 | | |
| 2023-24 | 11-9 | .550 | 25-15 | .625 |
| 2022-23 | 14-6 | .700 | | |
| 1989-90 | 10-4 | .714 | 17-11 | .607 |
| 1988-89 | 7-7 | .500 | | |
| 1966-67 | 9-5 | .643 | 17-11 | .607 |
| 1965-66 | 8-6 | .571 | | |
| 2008-09 | 9-7 | .562 | 19-13 | .594 |
| 2007-08 | 10-6 | .625 | | |

A RECORD SETTING PERFORMANCE AGAINST THE ACC

- Clemson has had its best performance in Atlantic Coast Conference games this year. Here is a list of some of the more noteworthy accomplishments in league play:
- Posted a 18-2 record, four more wins than the previous Clemson record for any league schedule (14-6 in 2022-23).
- Fifteen of the 18 wins have been by double digits, the most in a season in school history. The previous record was nine double-digit wins among the 14 conference victories in 2022-23.
- Clemson finished its ACC road schedule with a 9-1 mark. It is four more ACC road wins than any previous season. The 1986-87 (5-2), 2022-23 (5-5) and 2023-24 (5-5) all had five ACC road wins.
- The 9-1 ACC road record has a .900 winning percentage, by far a Clemson record for winning percentage in ACC road games. The previous record was the 5-2 mark by Horace Grant's 1986-87 team that posted a .714 winning percentage in ACC road games.
- Clemson has also established a school mark for ACC winning percentage with its 18-2 record, a .900 winning percentage. The previous best were the 10-4 records of the 1986-87 and 1989-90 teams. Those teams won .714 of their league games.
- Clemson won its final eight ACC road games, the longest streak of ACC road wins in school history. It is three more than the previous record of five set in 1986-87. That Clemson team won its first five ACC road games before losing at Duke and North Carolina to end its ACC road schedule.
- When Clemson defeated Boston College on March 5 it gave

the Tigers at least one victory over 16 of the other 17 ACC schools. Louisville is the only ACC team Clemson has not defeated this year as the Cardinals defeated Clemson 74-64 in Louisville on Jan. 7.

- Clemson's +11.2 points per game victory margin is also a school record for league games.
- Clemson set a school record for consecutive ACC wins regardless of site with its win over Virginia Tech. Clemson finished the regular season winning eight straight ACC games. The previous mark of seven was set in 1966-67 and 2022-23.

CLEMSON SETS RECORD FOR MOST WINS IN PROGRAM HISTORY

- Clemson won its 27th game of the season against SMU in the quarterfinals of the ACC Tournament in Charlotte on March 13.
- The Tigers set a program record for regular season wins against Virginia Tech with their 26th victory, but set a new program standard with its 27th against SMU.

CLEMSON SETS RECORD FOR WINS IN REGULAR SEASON

- Clemson won its 26th game of the regular season against Virginia Tech on March 8. That set the school record for regular season victories, surpassing the 1986-87 team that had a 25-4 record in the regular season before losing in the first round the ACC Tournament and the first round of the NCAA Tournament.
- That 1986-87 team ran to a 24-2 record, including 10-2 in the ACC and won its first eight road games and its first 10 games away from home. Clemson was the last team in the nation to suffer a loss away from home that year. The streak was finally broken when point guard Grayson Marshall suffered a sprained ankle at Duke and the Tigers lost, 65-59.
- The victory over the Hokies tied the mark for overall wins on the court in a season.
- The No. 12 ranking in the AP Poll is Clemson's highest entering the NCAA Tournament in school history.

CLEMSON POSTSEASON SUCCESS SINCE 2018

- The Clemson Tigers are one of 19 teams since 2018 to have gone to at least four NCAA Tournaments and reached at least two Sweet 16's and one Elite Eight in that time frame.
- The list includes: Alabama, Arkansas, Auburn, **CLEMSON**, Creighton, Duke, Gonzaga, Houston, Kentucky, Michigan, Michigan State, North Carolina, Purdue, San Diego State, Tennessee, Texas Tech, UCLA, UConn, Villanova.

GAMES WITH AT LEAST 40.0 PERCENT 3-POINT SHOOTING

- Below is yearly rundown of games Clemson has shot at least 40 percent on three-point shots, total games played and Clemson's record when shooting at least 40 percent on threes.

GAMES WITH 40.0 PERCENT 3-POINT SHOOTING

| Year | 40% Games-Total Games | W-L |
|---------|-----------------------|------|
| 1986-87 | 18-31 | 16-2 |
| 1987-88 | 8-29 | 4-4 |
| 1988-89 | 10-30 | 8-2 |
| 1989-90 | 10-35 | 8-2 |
| 1990-91 | 8-28 | 4-4 |
| 1991-92 | 14-28 | 7-7 |
| 1992-93 | 10-30 | 8-2 |
| 1993-94 | 13-34 | 10-3 |
| 1994-95 | 11-28 | 7-4 |
| 1995-96 | 8-29 | 5-3 |
| 1996-97 | 6-33 | 6-0 |
| 1997-98 | 11-32 | 8-3 |
| 1998-99 | 9-35 | 4-5 |
| 1999-00 | 11-30 | 4-7 |
| 2000-01 | 7-31 | 2-5 |
| 2001-02 | 9-30 | 5-4 |
| 2002-03 | 9-28 | 6-3 |
| 2003-04 | 6-28 | 4-2 |
| 2004-05 | 7-32 | 5-2 |
| 2005-06 | 7-32 | 6-1 |
| 2006-07 | 11-36 | 8-3 |
| 2007-08 | 12-34 | 10-2 |
| 2008-09 | 11-32 | 9-2 |
| 2009-10 | 13-34 | 12-1 |

166-73

BROWNELL ERA

| | | |
|---------|-------|------|
| 2010-11 | 10-34 | 6-4 |
| 2011-12 | 12-31 | 8-4 |
| 2012-13 | 9-31 | 9-0 |
| 2013-14 | 6-36 | 4-2 |
| 2014-15 | 3-31 | 3-0 |
| 2015-16 | 8-31 | 5-3 |
| 2016-17 | 10-33 | 7-3 |
| 2017-18 | 12-35 | 12-0 |
| 2018-19 | 8-34 | 6-2 |
| 2019-20 | 5-31 | 5-0 |
| 2020-21 | 9-24 | 6-3 |
| 2021-22 | 15-33 | 11-4 |
| 2022-23 | 12-33 | 11-1 |
| 2023-24 | 11-36 | 11-0 |
| 2024-25 | 15-34 | 14-1 |
| 2025-26 | 5-23 | 5-0 |

123-27

TOTAL 289-100 (.743)

- Clemson is 123-27 under Brownell when the Tigers make at least 40.0 percent on 3-point shots.
- Additionally, Clemson is 41-2 over the last four seasons when shooting 40.0 percent or better from three.

CLEMSON CONSISTENTLY EXCEEDING PRESEASON EXPECTATIONS

- Clemson was picked to finish fourth in the ACC at the 2024 ACC Tipoff in Charlotte, as voted on by selected media members.
- Fourth is the highest the Tigers have been picked in the preseason media poll since the 2023-24/2008-09 seasons. Clemson was picked fifth those seasons.
- The Tigers were picked to finished fifth in the ACC last season, as voted on by selected media members.
- In 2022-23, the Tigers were picked 11th in the preseason poll, the Tigers finished with a 14-6 mark, the most conference wins in program history, the Tigers finished eight spots ahead of their projected finish.
- Clemson has exceeded the preseason poll projection 12 times in Head Coach Brad Brownell's 15 full seasons leading the program.
- With a 10-6 record in 2020-21, Clemson finished the season in a tie for fifth place in the ACC standings entering games. The Tigers were picked 10th in the preseason vote by the Atlantic Coast Conference Media – a five-place improvement over the preseason prediction.
- Brad Brownell's team had the second-best standing relative to its preseason prediction. Only Virginia Tech was better, standing eight spots ahead of its preseason prediction. Virginia Tech was 11th in the preseason media poll and finished in third.
- This includes a 10-place improvement in 2017-18 when the Tigers were picked 13th in the preseason and finished third.
- That is the all-time record improvement in ACC history from the preseason to the postseason. That team also reached the Sweet 16 of the NCAA Tournament and Brownell was named the National College Coach of the Year by Sports Illustrated.

CLEMSON ACC STANDING RELATIVE TO PRESEASON RANKING UNDER HEAD COACH BRAD BROWNELL

| Year | Preseason | Final Record | Rank | +/- |
|---------|-----------|--------------|-------|-----|
| 2025-26 | 7th | -- | -- | -- |
| 2024-25 | 4th | 18-2 | T-2nd | +2 |
| 2023-24 | 5th | 11-9 | 5th | E |
| 2022-23 | 11th | 14-6 | 3rd | +8 |
| 2021-22 | 11th | 8-12 | 10th | +1 |
| 2020-21 | 10th | 10-6 | 5th | +5 |
| 2019-20 | 11th | 9-11 | 8th | +3 |
| 2018-19 | 6th | 9-9 | 9th | -3 |
| 2017-18 | 13th | 11-7 | 3rd | +10 |
| 2016-17 | 11th | 6-12 | 12th | -1 |
| 2015-16 | 12th | 10-8 | 7th | +5 |
| 2014-15 | 11th | 8-10 | 9th | +2 |
| 2013-14 | 14th | 10-8 | 6th | +8 |
| 2012-13 | 8th | 5-13 | 11th | -3 |
| 2011-12 | 7th | 8-8 | 7th | E |
| 2010-11 | 7th | 9-7 | 4th | +3 |

BOLD signifies years that Clemson finished at least even with preseason rank.

NOTES

CLEMSON'S FIVE-STRAIGHT WINS VS. AP TOP 5 OPPONENTS WHILE UNRANKED

- Clemson has won its last five games against AP Top 5 teams, all while unranked.
- Since the poll expanded to 25 teams in 1989-90, nobody else has won five straight vs. AP Top 5 foes all while unranked.
- Taking it a step further, dating back to 1996-97, the longest streak of wins (unranked or not) vs. AP Top 5 teams is eight – Kansas (3-29-03 to 3-3-10).
- The Tigers' streak of four in a row is tied for third-longest in college basketball since 1996-97.

CLEMSON'S LAST FIVE GAMES VS. AP TOP 5 TEAMS

(Games played while unranked)

| Date | Opponent | H/A/N | AP (CU/Opp) | Score |
|---------|----------------|-------|-------------|-------|
| 2-8-25 | Duke | H | NR/2 | 77-71 |
| 12-3-24 | Kentucky | H | NR/4 | 70-66 |
| 2-6-24 | North Carolina | A | NR/3 | 80-76 |
| 2-15-20 | Louisville | H | NR/5 | 77-62 |
| 1-14-20 | Duke | H | NR/3 | 79-72 |

ALL DIVISION I, MOST CONSECUTIVE WINS VS. AP TOP 5 OPPONENTS SINCE 1996-97

| Team | Streak | Start | End |
|------------|--------|---------|----------|
| Kansas | 8 | 3-29-03 | 3-3-10 |
| Kansas | 6 | 1-4-16 | 2-18-17 |
| Arizona | 5 | 1-29-98 | 3-9-00 |
| Florida | 5 | 3-6-05 | 4-2-07 |
| Pittsburgh | 5 | 1-2-10 | 1-17-11 |
| Louisville | 5 | 2-14-10 | 3-11-11 |
| Duke | 5 | 2-8-12 | 3-2-13 |
| Tennessee | 5 | 2-15-22 | 2-15-23 |
| Clemson | 5 | 1-14-20 | 2-8-25** |

** - active streak

-- CLEMSON TIGERS IN THE NBA --

HORACE GRANT INDUCTED INTO CHICAGO BULLS RING OF HONOR

- Horace Grant (Sparta, Ga./Hancock Central) was formally inducted into the Chicago Bulls Ring of Honor as part of the 2025 class – the second class in Bulls history.

Grant came to Clemson as a freshman in 1983 and made a name for himself during his final two years in Tigertown. During his senior season, he became the first player in ACC history to lead the league in scoring (21.0 average), rebounding (9.6) and field goal percentage (70.8 percent). In 1987, Grant was named Clemson's first ACC Player of the Year.

"It was an honor," Grant said a year later as a member of the NBA's Chicago Bulls about winning the award. "I think it proved that if you work hard, good things come to you. At the time, it didn't mean a great deal to me. But after the fact, it means a lot because no Clemson player had ever done that."

Grant was a first-round pick of the Chicago Bulls, 10th pick overall of 1987 draft. He was the winner of Clemson's Frank Howard Award and IPTAY Athlete-of-the-Year for 1987. He won three NBA World Championships with the Bulls and was the first former Clemson player to win an NBA World Championship ring. He finished his career with four World Championship Rings, also winning one with the Los Angeles Lakers.

He signed a free-agent contract with Orlando Magic in the summer of 1994, he helped the team to the NBA finals in 1995. Grant was a four-time NBA All-Defensive team (second-team) pick, 1993-96. He was a veteran of 170 career playoff games. He was inducted into the Clemson Hall of Fame in 1999 and the state of South Carolina Athletic Hall of Fame in 2010.

HUNTER TYSON COMPLETES SECOND NBA SEASON WITH NUGGETS, PREPARES FOR YEAR THREE

- Hunter Tyson finished his second NBA season in 2024-25 and played 51 games, including two starts.
- Tyson averaged 2.6 points and 1.5 rebounds mostly off the bench for the Nuggets, who advanced to the Western Conference Semifinals against the Minnesota Timberwolves.
- His first career start came on March 17, 2025 at Golden State. He

finished with nine points and seven rebounds in just under 20 minutes of action. He was 4-9 from the field, 1-4 from three and 3-5 at the foul line.

- Hunter Tyson made his NBA debut against the Oklahoma City Thunder on Oct. 29, 2023. Tyson played three minutes and grabbed one rebound.
- Tyson scored his first career NBA points at the Minnesota Timberwolves on November 1. He played a season-high four minutes and finished 1-for-2 from the field with his first basket coming on a dunk. He also added a rebound.
- Hunter Tyson played in 18 games during his rookie season for the Denver Nuggets, averaging 2.7 minutes per contest.
- He scored 20 points, grabbed nine rebounds and totaled two assists and one steal.

HUNTER TYSON DRAFTED 37TH OVERALL BY DENVER NUGGETS IN 2023 NBA DRAFT

- Tyson was selected 37th overall by the Oklahoma City Thunder in the second round of the 2023 NBA Draft on June 22. The pick was made by the Denver Nuggets as part of a previously agreed upon trade.
- Tyson was selected the highest in the NBA Draft by a Tigers since K.J. McDaniels was picked 32nd by the Philadelphia 76ers in 2014. He was the first Tiger selected since Jaron Blossomgame in the 2017 NBA Draft (59th overall).

• Tyson earned his first career All-ACC honor last season and was named to the All-ACC First Team for his performance in 2022-23. Tyson put together a career year this past season season.

- He averaged a team-best 15.3 points and 9.6 rebounds per game while shooting 47.9 percent from the floor, 40.5 percent from three and 83.8 percent at the free throw line. In league play, he was even better. He averaged 16.4 points and 9.9 rebounds while shooting 50.5 percent and 84.3 percent at the charity stripe.

- He was named the 2023 ACC Skip Prosser Scholar-Athlete of the Year for his work on the court and in the classroom.

- Tyson became the 44th player in Clemson history to amass 1,000 career points and has since moved into the top 40 all time. He was named to the 2023 Naismith Hall of Fame Karl Malone Award Top 10 and the 2023 USBWA Oscar Robertson Trophy Award Midseason Watch List.

- He collected 16 double-doubles which tied him for eighth all-time in Clemson history for a single season with Sharone Wright (1992-93). It is the most in a season since Wright posted 18 in 1993-94.

- Tyson ranked 11th in the nation in double-doubles and is second in the ACC. He's first in defensive rebounding per game (8.26) and second nationally. His 325 rebounds are fourth in the league and 18th nationally.

- The Monroe, N.C. native became just the 17th player in Clemson history to eclipse 1,000 points and 600 rebounds in a career. In Clemson's win over the Wolfpack (Feb. 25), Tyson became the all-time games played leader in Clemson history (136).

PJ HALL EARLY GAME ACTION WITH HORNETS

- PJ Hall had consecutive double figure scoring games on Jan 3 and 5. That included a 13-point performance on 5-for-6 shooting in the Hornets' 27-point win at defending NBA Champion Oklahoma City on Jan. 5.

- Hall saw action in two games to start with the Hornets. Hall played nine minutes at Orlando on Dec. 26 and scored seven points with four rebounds and one steal in a 120-105 win.

- On Monday, Dec. 29, Hall played a career-high 16 minutes and finished with three points and two rebounds in a 123-113 loss to Milwaukee.

PJ HALL SIGNS TWO-WAY CONTRACT WITH CHARLOTTE HORNETS

- December 24, 2025 – Charlotte Hornets President of Basketball Operations Jeff Peterson announced today that the team has signed center PJ Hall to a Two-Way contract.

- Hall averaged 9.2 points, 5.6 rebounds, 1.0 assists and 1.6 blocks in 13.7 minutes per game across five appearances during Charlotte's 2025 Summer League Championship run before signing a Two-Way contract with the Memphis Grizzlies on July 20, 2025. He averaged 1.9 points and 1.3 rebounds per game, making seven appearances with Memphis. Hall's G League player rights were acquired by the Greensboro Swarm on Nov. 20, 2025, and he has averaged 13.7 points (.607 FG%, .258 3P%, .727 FT%), 9.3 rebounds, 2.4 assists and 1.5 blocks in 27.2 minutes per game across 11 outings with the Swarm this

season.

- A native of Spartanburg, S.C. and alumnus of Dorman High School in Roebuck, S.C, Hall was a two-time All-ACC selection in four collegiate seasons at Clemson University and was named NCAA Tournament All-Region in 2023-24. He signed a Two-Way contract with the Denver Nuggets on July 10, 2024, and averaged 1.7 points and 1.2 rebounds in 19 appearances as a rookie in 2024-25.

PJ HALL SIGNED TWO-WAY CONTRACT WITH MEMPHIS GRIZZLIES

- PJ Hall completed his first season in the NBA on a two-way contract with the Denver Nuggets in 2024-25.
- Hall shined in the 2025 NBA Summer League with the Charlotte Hornets and earned a two-way contract with Memphis.
- In Hall's first season, he appeared in 19 games for Denver and averaged 1.7 points per game and 1.2 rebounds per contest.
- He shined in the G League with the Grand Rapids Gold, appearing in 13 games and averaging 19.2 points, 12.5 rebounds, 1.8 assists, 1.1 blocks and 0.8 steals in 31.4 minutes per game.
- PJ Hall scored his first career points on 11/23/24 at the Los Angeles Lakers. The Nuggets won 127-102.
- Hall played three minutes and finished with two points which came on a reverse dunk.
- Hall has seen time in five games this season for Denver. He scored again against the Atlanta Hawks on 12/8/24 in three minutes of action. He scored on a layup assisted by former roommate and Clemson teammate Hunter Tyson.

PJ HALL SIGNED FIRST TWO-WAY CONTRACT WITH DENVER NUGGETS

- PJ Hall (Spartanburg, S.C./Dorman) agreed to terms with the Denver Nuggets. Hall will join Hunter Tyson (Monroe, N.C./Piedmont) in Denver after Tyson spent his rookie season with the Nuggets in 2023-24.

- Hall was an All-ACC First Team selection as a senior after being named to the Third Team as a junior. He was an AP All-America Honorable Mention and was named to the NCAA All-West Region Team, NABC All-District First Team, a finalist for the Kareem Abdul-Jabbar Award (nation's best center) and the Oscar Robertson Trophy All-America Watch List in 2024.

- Hall finished with 659 points this year in 36 games, an 18.3 average per game. He set the school record for points in a season. The existing record was 651 points by Horace Grant in 1986-87 and Bill Yarborough in 1954-55.

- He posted fourteen 20-point games this season and has scored in double-figures 35 times. Hall totaled seven double-doubles and netted one 30-point game, which was a career high 31 points and 17 rebounds against Georgia Tech (Jan. 16).

- Hall finished fourth in the ACC in scoring with 18.3 points per game, while ranking 15th in rebounding (6.4 per game). He shot at a very high clip this past season, ninth in the league (48.8 percent). Defensively, Hall was fourth in the ACC blocks per game (1.42) and had 51 blocked shots.

- He finished seventh on Clemson's all-time scoring list (1,702 points). He is just the fourth Tiger to amass 1,700 points, 600 rebounds and 100 blocks in a career (Trevor Booker, Elden Campbell and Dale Davis).

- Hall is seventh in career points (1,702), 15th in scoring average (14.20), 22nd in rebounds (634) and seventh in field goals made (641).
- He finished with five NCAA Tournament games played in his career. He averaged 11.2 points and added 19 rebounds, three assists, two blocks and a steal.

PARKER FOX - PHOENIX SUNS FRONT OFFICE

- Parker Fox (2018-22) spent three seasons as a walk-on for the Tiger basketball team before earning a scholarship his senior season in 2021-22.
- Fox graduated from Clemson and immediately began work as a Basketball Operations intern in the Milwaukee Bucks front office.
- Fox has moved into a role in the Phoenix organization where he began working prior to the 2024 season.

GREG BUCKNER - ASSISTANT COACH, MILWAUKEE BUCKS

- Greg Buckner (1994-98) has served on an NBA coaching staff since 2017. He started as an assistant for the Memphis Grizzlies from 2017-19 and had been with the Cleveland Cavaliers since 2020. While in Cleveland, Buckner was promoted from assistant to associate head coach prior to the 2022 season and served in that role through 2023-

24.

- Buckner was hired by the Milwaukee Bucks in the offseason as an assistant coach beginning in 2024-25.
- Buckner enjoyed a long playing career in the NBA: Dallas Mavericks (1999-02, 2006-07), Philadelphia 76ers (2002-04), Denver Nuggets (2004-06), Minnesota Timberwolves (2007-08) and Memphis Grizzlies (2008-09).

-- NO. 1 GUARD JESTIN PORTER --

PORTER NAMED MVP OF CHARLESTON CLASSIC

- Jestin Porter finished with 18 points in the championship game against Georgia and earned MVP honors of the Charleston Classic.
- Porter made a season-high four threes in the game and sparked the Tigers' offense to tie a season high of 97 points in the overtime win.
- Porter scored in double-figures in back-to-back games at the Charleston Classic with 14 and 18 points, respectively.

-- NO. 2 GUARD DILLON HUNTER --

WINNINGEST CLEMSON PLAYERS

- Clemson senior Dillon Hunter has played in 122 games entering Saturday's game with Pittsburgh. The Tigers have won 90 of the 122 games he has played, tied for fifth in Clemson history with Ian Schieffelin. His brother Chase Hunter holds the record with 110 wins in the record 167 games he played over six years.
- As you can see by the chart below, Hunter needs to play in six more wins this year to reach second place behind his brother.

| WINNINGEST CLEMSON PLAYERS IN HISTORY | | | |
|---------------------------------------|-----------------|---------|--------|
| Rank | Player | Years | W-L |
| 1. | Chase Hunter | 2019-25 | 110-57 |
| 2. | Trevor Booker | 2006-10 | 93-41 |
| | David Potter | 2006-10 | 93-41 |
| 4. | K.C. Rivers | 2005-09 | 91-43 |
| 5. | Ian Schieffelin | 2021-25 | 90-44 |
| | Dillon Hunter | 2022-26 | 90-32 |
| 7. | Jerai Grant | 2007-11 | 87-40 |
| 8. | Demontez Stitt | 2007-11 | 85-41 |
| | Raymond Sykes | 2005-09 | 85-40 |

DILLON HUNTER OFFENSIVE IMPROVEMENT

- Dillon Hunter has taken advantage of his increase in playing time this year. He has seen his offensive data improve in just about every area. That is especially the case when it comes to shooting the basketball from everywhere on the court.
- As you can see by the chart below, his career field goal percentage entering this year was 37.9 percentage and is at 46.6 percent this year. In terms of 3-point shooting he has gone from 27.3 percentage to 38.6 and from the foul line he has gone from a 56.2 percent shooter to 77.5 this year.
- Entering this year Hunter scored in double figures in just five of 99 games. He has scored in double figures in eight of the first 23 games this year, including a team-best 15 in the recent win over Mercer and 16 in the win over Georgia.

| DILLON HUNTER OFFENSIVE IMPROVEMENT | | |
|-------------------------------------|---------------|---------|
| Category | First 3 Years | 2025-26 |
| Games | 99 | 23 |
| Min/Game | 16.18 | 29.0 |
| DF Scoring Games | 5 | 8 |
| PPG | 2.9 | 8.4 |
| FG% | .379 | .466 |
| 3Pt FG% | .273 | .386 |
| FT% | .562 | .775 |
| Ast/Game | 1.45 | 3.13 |
| Ast/T.O. Ratio | 2.88 | 2.57 |

CLEMSON'S SUCCESS WITH A HEALTHY DILLON HUNTER

- Dillon Hunter has now appeared in more than 100 games for Clemson since he started as a freshman in the 2022-23 season.
- Hunter broke his hand in the ACC quarterfinals last season in a victory over SMU and proved to be a huge loss to Clemson's lineup at the end of the year.
- The Tigers have won 27-of-the-last-31 games that Hunter has appeared. To take it even further, Clemson is 42-9 in its last 51 games

with Hunter available and 66-21 dating back to the beginning of the 2023-24 season with a healthy Hunter.

DILLON HUNTER FIRST IN CLEMSON HISTORY IN ASSIST/TURNOVER RATIO

- Dillon Hunter is first in Clemson history in career assist/turnover ratio. The native of Atlanta, Ga has 216 assists and just 78 turnovers in his 121-game career and that 2.77/1 ratio is the best in Clemson history.
- To make the list a player must have at least 100 career assists. Hunter qualified after the Memphis game on December 14 when he had five assists and no turnovers to reach 100 assists for his career.
- In 2024-25 he had 58 assists and just 14 turnovers in 678 minutes.

| CLEMSON CAREER LEADERS IN ASSIST/TURNOVER RATIO | | | | | |
|---|------------------|---------|-----|-----|-------|
| Rk | Player | Years | Ast | TO | Ratio |
| 1. | Dillon Hunter | 2022-25 | 216 | 78 | 2.77 |
| 2. | Grayson Marshall | 1984-88 | 857 | 347 | 2.47 |
| 3. | Nick Honor | 2020-22 | 132 | 55 | 2.40 |
| 4. | Marc Campbell | 1980-84 | 364 | 162 | 2.25 |
| 5. | Andre Young | 2008-12 | 342 | 163 | 2.10 |
| 6. | Cliff Hammonds | 2004-08 | 473 | 240 | 1.97 |
| 7. | Lou Richie | 1992-94 | 239 | 122 | 1.96 |
| 8. | Chris Dobbs | 1979-82 | 325 | 172 | 1.889 |
| 9. | Edward Scott | 1999-03 | 595 | 315 | 1.888 |
| 10. | Warren Wallace | 1982-85 | 125 | 67 | 1.87 |

-- NO. 10 FORWARD JAKE WAHLIN --

WAHLIN NETS CAREER HIGHS IN FIELD GOALS AND THREES

- Transfer forward Jake Wahlin (Utah) scored a season-high 14 in a win over Morehead State (Nov. 11).
- Wahlin tied his career-high with five made field goals in the game and set a new career-best with four made threes.
- He tied his career-high again with five made field goals in a 77-63 win at Georgia Tech (Jan. 24). He finished with 13 points and eight rebounds. Three of his field goals came from beyond the arc.

-- NO. 11 NICK DAVIDSON --

NICK DAVIDSON SCORES 21 STRAIGHT POINTS IN WIN OVER BOSTON COLLEGE

- Clemson senior Nick Davidson scored 21 points in a row during a 9:28 span in the first half of the Tigers win over Boston College on Jan. 13 at Littlejohn Coliseum. He personally outscored Boston College 21-9, as the Tigers went from down 15-11 to up 32-24 with his heroics.
- Davidson finished the half with 21 points and finished the game with a season-high 25, just one off his collegiate high of 26. He made four 3-point goals during the run, which tied his career high for 3-point shots made in a game.
- Davidson's 21 consecutive points are the most on record for a Clemson player. Clemson media guides have recorded that statistic in its miscellaneous stats report since the 1987-88 season. Since that year the previous best was 17 in a row by Hunter Tyson vs. NC State at Clemson on December 30, 2022.
- Since 1987-88 Davidson's run was the fifth of 15 points or more.

MOST CONSECUTIVE POINTS SCORED BY CLEMSON PLAUER (since 1987-88)

| Player | Date | Site-Opponent | Points |
|-------------------|----------|------------------|--------|
| Nick Davidson | 1-13-26 | H-Boston College | 21 |
| Hunter Tyson | 12-30-22 | H-NC State | 17 |
| Will Solomon | 2-12-00 | H-Florida State | 15 |
| Chey Christie | 12-13-03 | N1-Georgia | 15 |
| Andre Young | 1-21-12 | H-Georgia Tech | 15 |
| N1 - Atlanta, Ga. | | | |

DAVIDSON BROTHERS ONE OF 19 SETS OF BROTHERS PLAYING TOGETHER IN 2025-26

- Nick and Blake Davidson are playing together this season.
- The Davidsons are one of 19 sets of brothers nationwide to play on the same team.
- The Davidsons join Trevor and Devin Booker, George and John Oakley, Horace and Harvey Grant, Chase and Dillon Hunter, Eddie and George Krajack and Donnie, Richie, Randy and Tom Mahaffey and Jack and Daniel Nauseef.

- The list below is ordered alphabetically by school.

Dominykas and Dovydas Butka, Campbell
Durrell and Jorden Brooks, Central Michigan
Macon and Houston Emory, Delaware
Cameron and Cayden Boozer, Duke
Isaiah and AJ Brown, Florida
JR and Chase Konieczny, Florida Gulf Coast
George III and BB Washington, Florida Gulf Coast
Cooper and Cole Bowser, Furman
Tomislav and Zvonimir Ivisic
Brennan and Colin Walton, Michigan State
Marley and Micah Curtis, North Dakota
Cade and Chase Courbat, Northern Iowa
Nassim and Hamoudy Mashour, Oakland
Donny and MJ Yeager, Oakland
Adam and Jack Tauer, St. Thomas
Prince and Rolyns Aligbe, Southern Illinois
AJ and Will Hopkins, UT Martin
Cobi and Cooper Campbell, Troy
Demond (coach) and Josiah Parker, Florida Atlantic
Lance (coach) and Levi Beckwith, Maryland-Eastern Shore
Will (coach) and Ryan (coach) Chlebek, Florida Gulf Coast
Ryan (coach) and Reed (coach) Ridder, Mercer

-- NO. 21 GUARD ACE BUCKNER --

HISTORY REPEATS FOR BUCKNER FAMILY

- Ace Buckner had 19 points and seven rebounds to lead Clemson to a 68-61 win over South Carolina on Dec. 16, 2025. It was Buckner's career-high in scoring with 19 points and added seven rebounds to lead Clemson in both categories.
- It marked the first time the same Clemson player led the Tigers in those categories in the same game this year.
- But it was not the first time a member of the Buckner family had led Clemson in scoring with 19 points in a game against the Gamecocks. On December 17, 1996, Ace's dad, Greg Buckner, led the Tigers with 19 points and added eight rebounds in a victory over the Gamecocks in Columbia.
- In fact, Ace's 19 points were the third time a member of the Buckner family scored exactly 19 points in a win over South Carolina. Greg Buckner also had 19 points and 11 rebounds as a freshman in a Clemson victory at South Carolina on December 8, 1994. Greg didn't lead the Tigers in scoring that night, as Devin Gray had 22, but Buckner's 11 rebounds did lead the Tigers.
- With the Clemson victory this year, the Buckner family is now 5-0 against South Carolina when a Buckner is on the court (Ace redshirted 2024-25 and did not play against South Carolina).

ACE BUCKNER SHINES IN CLEMSON DEBUT

- Buckner finished with 18 points, three rebounds, two assists and one blocked shot. Buckner outscored his father, Greg Buckner (1994-98), who posted 10 points, nine assists and five rebounds in his debut on Nov. 29, 1994 against Charleston Southern.
- He finished 6-for-7 from the floor and 6-for-7 from the free throw line in the game.
- After redshirting, Buckner was ready for the opener against New Hampshire. "I was very excited [to play tonight]," Buckner said postgame. "Last year was long. I was happy to see my guys win and be a part of that."

CLEMSON, MOST POINTS IN DEBUT AS FRESHMAN (Since 1972-73)

| Date | Player | Opponent | Start | Points |
|----------|-----------------|-----------------|-------|--------|
| 11-28-86 | Elden Campbell | H-Georgia St. | * | 19 |
| 11-3-25 | Ace Buckner | H-New Hampshire | | 18 |
| 11-30-91 | Devin Gray | H-Morehead St. | | 17 |
| 11-29-74 | Stan Rome | H-Mississippi | * | 16 |
| 11-30-91 | Sharonne Wright | H-Morehead St. | * | 14 |
| 11-26-95 | Tony Christie | H-UNC Asheville | | 13 |
| 11-14-14 | Donte Grantham | H-Florida A&M | * | 12 |
| 11-13-09 | Noel Johnson | H-Presbyterian | | 12 |
| 11-12-07 | Demontez Stitt | H-Furman | * | 12 |
| 11-10-06 | David Potter | N-Arkansas St. | | 12 |
| 11-19-04 | Cliff Hammonds | H-Hampton | * | 12 |
| 11-28-75 | Greg Coles | H-Harvard | * | 12 |

-- NO. 44 FORWARD/CENTER TRENT STEINOUR --

TRENT STEINOUR PLAYS IN FIRST GAME AT CLEMSON

- Trent Steinour made his Clemson debut against New Hampshire on Nov. 3, 2025. He scored two points and grabbed two rebounds in the 88-38 victory.
- Steinour is the grandson of Littlejohn Legend and former Clemson big man Randy Mahaffey who played for the Tigers from 1964-67.
- Mahaffey was one of four to suit up for the Tigers: Tom Mahaffey (1959-62), Donnie Mahaffey (1961-64) and Richie Mahaffey (1966-70).
- Randy was a two-time All-ACC player, earning Second Team honors in 1965 and First Team honors in 1967.
- In 1966-67, Randy's last year at Clemson, he averaged 16.8 points and 9.0 rebounds per game. He was also an All-ACC Tournament team member in 1967.
- Randy was selected 16th overall in the second round of the NBA Draft in 1967 by the Los Angeles Lakers. He later spent his career playing in the ABA for the Kentucky Colonels (1967-68), New York Nets (1968-69) and Carolina Cougars (1969-71). He played 321 total games and scored 11.9 points per contest, while adding 8.0 rebounds per game.

-- ELDEN CAMPBELL (1968-2025) --

FORMER CLEMSON ALL-AMERICAN ELDEN CAMPBELL PASSES

Elden Campbell, Clemson's all-time leading scorer and three-time All-ACC player, died on Monday, December 1. He was 57 years old.

Campbell came to Clemson as a freshman in 1986-87 and helped the Tigers to a 25-6 record and the NCAA tournament as Horace Grant's backup center. As a sophomore he stepped into the starting lineup and averaged a career best 18.8 points per game and was a Third Team All-ACC selection. As a junior in 1988-89 he was a Second Team All-ACC choice and averaged a team-best 17.5 points per game for Clemson's NCAA Tournament team.

As a senior in 1989-90, he teamed with Dale Davis to give Clemson one of the top frontcourt combinations in college basketball. Both were named honorable mention All-American by the Associated Press, the only time Clemson has had two All-Americans on the same team.

Campbell led the 1989-90 Tigers in scoring with a 16.4 average. Clemson won the ACC regular season championship for the only time in school history, finished with a 26-9 record and advanced to the Sweet 16 of the NCAA Tournament.

Campbell finished his Clemson career with 1,880 points, a record that still stands 35 years after he played his last game. He is still first in career made field goals (754), tied for first in career double figure scoring games (97), second in blocked shots (334), third in 20-point scoring games (34), seventh in made free throws (369) and eighth in career rebounds (836).

"I am deeply saddened to learn of Elden Campbell's passing," said Cliff Ellis, Campbell's head coach at Clemson. "Elden was a great player for four years, especially in 1989-90 when he was a major reason we won Clemson's only ACC regular season championship. He went on to a 15-year career in the NBA and won a World Championship."

"But most of all, Elden was an outstanding, giving person. This is a sad day for the Clemson family. Elden loved Clemson, he came back and supported the program after he retired. He exemplified what Clemson was all about."

Campbell was the first-round draft choice, the 27th overall selection, of the Los Angeles Lakers in the 1990 NBA draft. He played for the Lakers for nine years and is still third in Lakers history in blocked shots, trailing only Kareem Abdul-Jabbar and Shaquille O'Neal. He played in the NBA Finals for the Lakers against the Bulls his rookie year.

Campbell went on to play 15 total seasons in the NBA. He played four years with the Charlotte Hornets, then played for the Detroit Pistons for two seasons, including the Pistons World Championship team of 2003-04. Campbell retired at the end of the 2004-05 season. He finished with 10,805 points and 6,116 rebounds and 1,602 blocked shots.



Major: Parks, Recreation and Tourism Management ... Son of Rhonda and Randall Godfrey ... Sibling, Grant ... His father Randall played football at Georgia and was roommates with Brice Hunter (Dillon's father) ... originally recruited by Brad Brownell and Clemson, Godfrey spent 2022-24 playing for the Tigers ... brother, Grant is an outside linebacker for Kentucky's football team.

| RJ GODFREY 2025-26 GAME STATS | | | | | | | | | | | | | | | | | | | | |
|-------------------------------|----------|----|------|-------------|-------|------|-------|------|----------|----|----|-----|----|----|---|----|-----|-----|------|--|
| Opponent | Date | GS | Min. | Field Goals | | 3-PT | | | Rebounds | | | | | | | | | | | |
| | | | | FG | Pct. | FG | Pct. | FT | Pct. | OR | DR | TOT | PF | FO | A | TO | Blk | Stl | Pts. | |
| NEW HAMPSHIRE | 11/3/25 | * | 22 | 4-6 | .667 | 0-1 | .000 | 1-2 | .500 | 1 | 8 | 9 | 1 | 0 | 3 | 2 | 0 | 0 | 9 | |
| GARDNER-WEBB | 11/7/25 | * | 23 | 5-5 | 1.000 | 0-0 | .000 | 3-3 | 1.000 | 0 | 6 | 6 | 2 | 0 | 3 | 0 | 1 | 2 | 13 | |
| MOREHEAD STATE | 11/11/25 | * | 28 | 5-8 | .625 | 0-0 | .000 | 3-4 | .750 | 7 | 4 | 11 | 4 | 0 | 3 | 0 | 0 | 2 | 13 | |
| at Georgetown | 11/15/25 | * | 12 | 1-3 | .333 | 0-0 | .000 | 1-2 | .500 | 1 | 0 | 1 | 3 | 0 | 0 | 0 | 0 | 0 | 3 | |
| NORTH ALABAMA | 11/17/25 | | 29 | 6-8 | .750 | 0-1 | .000 | 4-4 | 1.000 | 2 | 4 | 6 | 3 | 0 | 3 | 0 | 2 | 1 | 16 | |
| vs. West Virginia | 11/21/25 | | 28 | 6-8 | .750 | 0-0 | .000 | 2-3 | .667 | 3 | 3 | 6 | 1 | 0 | 3 | 1 | 3 | 0 | 14 | |
| vs. Georgia | 11/23/25 | * | 24 | 4-6 | .667 | 0-0 | .000 | 4-6 | .667 | 4 | 3 | 7 | 4 | 0 | 2 | 2 | 0 | 1 | 12 | |
| ALABAMA A&M | 11/28/25 | * | 20 | 4-7 | .571 | 0-0 | .000 | 2-2 | 1.000 | 3 | 5 | 8 | 2 | 0 | 1 | 2 | 0 | 0 | 10 | |
| at Alabama | 12/3/25 | * | 33 | 6-10 | .600 | 0-0 | .000 | 7-9 | .778 | 1 | 3 | 4 | 2 | 0 | 3 | 3 | 1 | 1 | 19 | |
| vs. BYU | 12/9/25 | | 24 | 5-7 | .714 | 0-0 | .000 | 3-3 | 1.000 | 4 | 1 | 5 | 3 | 0 | 2 | 0 | 1 | 0 | 13 | |
| MERCER | 12/13/25 | * | 25 | 4-6 | .667 | 0-0 | .000 | 1-3 | .333 | 0 | 8 | 8 | 2 | 0 | 1 | 2 | 0 | 1 | 9 | |
| SOUTH CAROLINA | 12/16/25 | * | 13 | 2-6 | .333 | 0-0 | .000 | 2-2 | 1.000 | 0 | 3 | 3 | 4 | 0 | 0 | 2 | 1 | 0 | 6 | |
| vs. Cincinnati | 12/21/25 | * | 25 | 5-10 | .500 | 0-1 | .000 | 0-1 | .000 | 0 | 1 | 1 | 4 | 0 | 1 | 3 | 0 | 1 | 10 | |
| at Syracuse | 12/31/25 | * | 29 | 7-9 | .778 | 0-1 | .000 | 0-1 | .000 | 1 | 3 | 4 | 4 | 0 | 2 | 2 | 1 | 1 | 14 | |
| at Pittsburgh | 1/3/26 | * | 28 | 5-7 | .714 | 0-0 | .000 | 4-7 | .571 | 1 | 2 | 3 | 2 | 0 | 1 | 0 | 0 | 0 | 14 | |
| SMU | 1/7/26 | * | 26 | 6-7 | .857 | 1-1 | 1.000 | 4-7 | .571 | 1 | 5 | 6 | 4 | 0 | 1 | 1 | 0 | 0 | 17 | |
| at Notre Dame | 1/10/26 | * | 32 | 6-8 | .750 | 0-0 | .000 | 4-6 | .667 | 2 | 1 | 3 | 1 | 0 | 2 | 0 | 0 | 1 | 16 | |
| BOSTON COLLEGE | 1/13/26 | * | 14 | 2-5 | .400 | 0-0 | .000 | 6-10 | .600 | 3 | 5 | 8 | 5 | 0 | 0 | 3 | 0 | 0 | 10 | |
| MIAMI (FLA.) | 1/17/26 | * | 28 | 4-8 | .500 | 0-1 | .000 | 2-2 | 1.000 | 0 | 3 | 3 | 3 | 0 | 1 | 4 | 1 | 2 | 10 | |
| NC STATE | 1/20/26 | * | 38 | 7-9 | .778 | 0-0 | .000 | 2-5 | .400 | 2 | 5 | 7 | 2 | 0 | 1 | 0 | 0 | 0 | 16 | |
| at Georgia Tech | 1/24/26 | * | 18 | 4-7 | .571 | 0-1 | .000 | 1-1 | 1.000 | 1 | 3 | 4 | 4 | 0 | 2 | 0 | 0 | 2 | 9 | |
| PITTSBURGH | 1/31/26 | * | 24 | 3-5 | .600 | 0-0 | .000 | 4-6 | .667 | 0 | 3 | 3 | 3 | 0 | 0 | 3 | 0 | 0 | 10 | |
| at Stanford | 2/4/26 | * | 12 | 3-4 | .750 | 0-0 | .000 | 3-6 | .500 | 1 | 0 | 1 | 4 | 0 | 0 | 3 | 0 | 0 | 9 | |
| at California | 2/7/26 | | | | | | | | | | | | | | | | | | | |
| VIRGINIA TECH | 2/11/26 | | | | | | | | | | | | | | | | | | | |
| at Duke | 2/14/26 | | | | | | | | | | | | | | | | | | | |
| at Wake Forest | 2/18/26 | | | | | | | | | | | | | | | | | | | |
| FLORIDA STATE | 2/21/26 | | | | | | | | | | | | | | | | | | | |
| LOUISVILLE | 2/28/26 | | | | | | | | | | | | | | | | | | | |
| at North Carolina | 3/3/26 | | | | | | | | | | | | | | | | | | | |
| GEORGIA TECH | 3/7/26 | | | | | | | | | | | | | | | | | | | |
| Totals | | | | | | | | | | | | | | | | | | | | |

| GODFREY SEASON HIGHS | | | | | | | | | | |
|----------------------|----|------------------------------------|--|--|--|--|--|--|--|--|
| PTS | 19 | at Alabama (12/3/25) | | | | | | | | |
| FG | 7 | 2x, last vs. NC State (1/20/26) | | | | | | | | |
| 3FG | 1 | vs. SMU (1/7/26) | | | | | | | | |
| FT | 7 | at Alabama (12/3/25) | | | | | | | | |
| OR | 7 | vs. Morehead State (11/11/25) | | | | | | | | |
| DR | 8 | 2x, last vs. Mercer (12/13/25) | | | | | | | | |
| TR | 11 | vs. Morehead State (11/11/25) | | | | | | | | |
| AST | 3 | 6x, last at Alabama (12/3/25) | | | | | | | | |
| STL | 2 | 4x, last at Georgia Tech (1/24/26) | | | | | | | | |
| BLK | 3 | vs. West Virginia (11/21/25) | | | | | | | | |
| MIN | 38 | vs. NC State (1/20/26) | | | | | | | | |

| GODFREY CAREER HIGHS | | | | | | | | | | |
|----------------------|----|---------------------------------------|--|--|--|--|--|--|--|--|
| PTS | 21 | vs. North Florida (11/12/24) | | | | | | | | |
| FG | 8 | 2x, last vs. North Florida (11/12/24) | | | | | | | | |
| 3FG | 2 | at Virginia Tech (1/4/23) | | | | | | | | |
| FT | 7 | at Alabama (12/3/25) | | | | | | | | |
| OR | 7 | vs. Morehead State (11/11/25) | | | | | | | | |
| DR | 8 | 3x, last vs. Mercer (12/13/25) | | | | | | | | |
| TR | 12 | vs. North Florida (11/12/24) | | | | | | | | |
| AST | 3 | 12x, last at Alabama (12/3/25) | | | | | | | | |
| STL | 2 | 10x, last vs. Miami (1/17/26) | | | | | | | | |
| BLK | 4 | vs. Boise State (11/19/23) | | | | | | | | |
| MIN | 38 | vs. NC State (1/20/26) | | | | | | | | |

| RJ GODFREY CAREER STATS | | | | | | | | | | | | | | | | | | | | | | | | | |
|-------------------------|---------|-------------|----|------|-----|-----|------|------|-----|------|----------|-----|------|-----|-----|-----|------|-----|----|-----|-----|-----|-----|------|------|
| Year | Team | Field Goals | | | | | | 3-PT | | | Rebounds | | | | | | | | | | | | | | |
| | | GP | GS | Min. | FG | FGA | Pct. | FG | FGA | Pct. | FT | FTA | Pct. | OR | DR | TOT | Avg. | PF | DQ | A | TO | Blk | Stl | Pts. | Avg. |
| 2022-23 | Clemson | 33 | 1 | 310 | 43 | 72 | .597 | 3 | 9 | .333 | 17 | 26 | .654 | 22 | 47 | 69 | 2.1 | 50 | 1 | 11 | 25 | 17 | 8 | 106 | 3.2 |
| 2023-24 | Clemson | 36 | 0 | 557 | 92 | 155 | .594 | 3 | 7 | .429 | 32 | 51 | .627 | 33 | 88 | 121 | 3.4 | 80 | 2 | 28 | 33 | 22 | 17 | 219 | 6.1 |
| 2024-25 | Georgia | 33 | 33 | 641 | 83 | 156 | .532 | 0 | 11 | .000 | 44 | 72 | .611 | 42 | 85 | 127 | 3.8 | 98 | 3 | 33 | 51 | 19 | 20 | 210 | 6.4 |
| 2025-26 | Clemson | 23 | 20 | 553 | 104 | 159 | .654 | 1 | 7 | .143 | 63 | 95 | .663 | 38 | 79 | 117 | 5.1 | 67 | 1 | 35 | 33 | 11 | 15 | 272 | 11.8 |
| TOTAL AT CLEMSON | | 92 | 21 | 1420 | 239 | 386 | .619 | 7 | 23 | .304 | 112 | 172 | .651 | 93 | 214 | 307 | 3.3 | 197 | 4 | 74 | 91 | 50 | 40 | 597 | 6.5 |
| TOTAL | | 125 | 54 | 2061 | 322 | 542 | .594 | 7 | 34 | .206 | 156 | 244 | .639 | 135 | 299 | 434 | 3.5 | 295 | 7 | 107 | 142 | 69 | 60 | 807 | 6.5 |

Major: Athletic Leadership ... Son of Antoinette and Jessie Porter ... Siblings, Jessie and Jessica ... Played at Tyler Junior College prior to joining Middle Tennessee State ... Second Team All-CUSA Honors in 2023-24 and 2024-25 ... Named 2023-24 NABC Second Team All-District ... Two-time CUSA Player of the Week in 2023-24.

| JESTIN PORTER'S 2025-26 GAME STATS | | | | | | | | | | | | | | | | | | | | |
|------------------------------------|----------|----|------|-------------|------|------|------|-----|-------|----------|----|-----|---|----|----|---|----|-----|-----|------|
| Opponent | Date | GS | Min. | Field Goals | | 3-PT | | FT | Pct. | Rebounds | | | | PF | FO | A | TO | Blk | Stl | Pts. |
| | | | | FG | Pct. | FG | Pct. | | | OR | DR | TOT | | | | | | | | |
| NEW HAMPSHIRE | 11/3/25 | * | 19 | 1-5 | .200 | 1-3 | .333 | 5-7 | .714 | 2 | 3 | 5 | 0 | 0 | 3 | 1 | 0 | 0 | 8 | |
| GARDNER-WEBB | 11/7/25 | * | 17 | 3-11 | .273 | 3-8 | .375 | 0-0 | .000 | 3 | 2 | 5 | 0 | 0 | 3 | 0 | 0 | 0 | 9 | |
| MOREHEAD STATE | 11/11/25 | * | 15 | 3-7 | .429 | 2-6 | .333 | 1-2 | .500 | 0 | 0 | 0 | 1 | 0 | 1 | 0 | 0 | 1 | 9 | |
| at Georgetown | 11/15/25 | * | 16 | 2-9 | .222 | 2-6 | .333 | 2-2 | 1.000 | 1 | 1 | 2 | 1 | 0 | 1 | 1 | 0 | 0 | 8 | |
| NORTH ALABAMA | 11/17/25 | | 20 | 2-9 | .222 | 1-6 | .167 | 3-5 | .600 | 1 | 0 | 1 | 1 | 0 | 1 | 1 | 0 | 1 | 8 | |
| vs. West Virginia | 11/21/25 | * | 27 | 4-9 | .444 | 2-4 | .500 | 4-4 | 1.000 | 0 | 1 | 1 | 2 | 0 | 0 | 0 | 0 | 2 | 14 | |
| vs. Georgia | 11/23/25 | * | 40 | 7-14 | .500 | 4-9 | .444 | 0-1 | .000 | 1 | 1 | 2 | 2 | 0 | 0 | 0 | 0 | 1 | 18 | |
| ALABAMA A&M | 11/28/25 | * | 20 | 4-10 | .400 | 2-6 | .333 | 4-5 | .800 | 0 | 2 | 2 | 0 | 0 | 1 | 2 | 0 | 1 | 14 | |
| at Alabama | 12/3/25 | * | 16 | 2-7 | .286 | 0-3 | .000 | 0-0 | .000 | 1 | 0 | 1 | 2 | 0 | 1 | 0 | 0 | 0 | 4 | |
| vs. BYU | 12/9/25 | * | 33 | 5-12 | .417 | 5-9 | .556 | 2-2 | 1.000 | 2 | 2 | 4 | 2 | 0 | 4 | 1 | 0 | 1 | 17 | |
| MERCER | 12/13/25 | * | 27 | 3-8 | .375 | 2-5 | .400 | 2-2 | 1.000 | 1 | 1 | 2 | 2 | 0 | 2 | 1 | 0 | 2 | 10 | |
| SOUTH CAROLINA | 12/16/25 | * | 20 | 2-6 | .333 | 1-2 | .500 | 1-2 | .500 | 0 | 1 | 1 | 1 | 0 | 0 | 0 | 0 | 1 | 6 | |
| vs. Cincinnati | 12/21/25 | * | 31 | 3-6 | .500 | 3-5 | .600 | 2-2 | 1.000 | 0 | 2 | 2 | 1 | 0 | 2 | 3 | 1 | 1 | 11 | |
| at Syracuse | 12/31/25 | * | 29 | 4-8 | .500 | 1-3 | .333 | 0-0 | .000 | 0 | 1 | 1 | 1 | 0 | 1 | 0 | 0 | 1 | 9 | |
| at Pittsburgh | 1/3/26 | * | 28 | 8-12 | .667 | 3-6 | .500 | 2-2 | 1.000 | 0 | 2 | 2 | 3 | 0 | 0 | 4 | 0 | 1 | 21 | |
| SMU | 1/7/26 | * | 34 | 2-12 | .167 | 1-9 | .111 | 2-2 | 1.000 | 0 | 1 | 1 | 2 | 0 | 3 | 3 | 1 | 4 | 7 | |
| at Notre Dame | 1/10/26 | * | 32 | 9-14 | .643 | 2-6 | .333 | 6-6 | 1.000 | 0 | 0 | 0 | 1 | 0 | 2 | 0 | 0 | 5 | 26 | |
| BOSTON COLLEGE | 1/13/26 | * | 30 | 2-9 | .222 | 1-4 | .250 | 0-0 | .000 | 0 | 2 | 2 | 0 | 0 | 1 | 0 | 1 | 2 | 5 | |
| MIAMI (FLA.) | 1/17/26 | * | 33 | 5-10 | .500 | 1-3 | .333 | 0-1 | .000 | 0 | 1 | 1 | 2 | 0 | 2 | 0 | 0 | 3 | 11 | |
| NC STATE | 1/20/26 | * | 38 | 3-13 | .231 | 3-8 | .375 | 0-0 | .000 | 1 | 3 | 4 | 1 | 0 | 0 | 1 | 0 | 1 | 9 | |
| at Georgia Tech | 1/24/26 | * | 31 | 3-9 | .333 | 2-8 | .250 | 0-0 | .000 | 0 | 1 | 1 | 2 | 0 | 3 | 1 | 1 | 2 | 8 | |
| PITTSBURGH | 1/31/26 | * | 32 | 2-6 | .333 | 1-3 | .333 | 0-0 | .000 | 1 | 1 | 2 | 1 | 0 | 2 | 0 | 1 | 0 | 5 | |
| at Stanford | 2/4/26 | * | 35 | 2-10 | .200 | 2-5 | .400 | 2-2 | 1.000 | 0 | 4 | 4 | 3 | 0 | 0 | 1 | 0 | 0 | 8 | |
| at California | 2/7/26 | | | | | | | | | | | | | | | | | | | |
| VIRGINIA TECH | 2/11/26 | | | | | | | | | | | | | | | | | | | |
| at Duke | 2/14/26 | | | | | | | | | | | | | | | | | | | |
| at Wake Forest | 2/18/26 | | | | | | | | | | | | | | | | | | | |
| FLORIDA STATE | 2/21/26 | | | | | | | | | | | | | | | | | | | |
| LOUISVILLE | 2/28/26 | | | | | | | | | | | | | | | | | | | |
| at North Carolina | 3/3/26 | | | | | | | | | | | | | | | | | | | |
| GEORGIA TECH | 3/7/26 | | | | | | | | | | | | | | | | | | | |
| Totals | | | | | | | | | | | | | | | | | | | | |

| PORTER SEASON HIGHS | | | | |
|---------------------|----|-------------------------------|------------|--|
| PTS | 26 | at Notre Dame | (1/10/26) | |
| FG | 9 | at Notre Dame | (1/10/26) | |
| 3FG | 5 | vs. BYU | (12/9/25) | |
| FT | 6 | at Notre Dame | (1/10/26) | |
| OR | 3 | vs. Gardner-Webb | (11/7/25) | |
| DR | 3 | 2x, last vs. NC State | (1/20/26) | |
| TR | 5 | 2x, last vs. Gardner-Webb | (11/7/25) | |
| AST | 4 | vs. BYU | (12/9/25) | |
| STL | 5 | at Notre Dame | (1/10/26) | |
| BLK | 1 | 4x, last at Georgia Tech | (1/24/26) | |
| MIN | 40 | vs. Georgia | (11/23/25) | |
| PORTER CAREER HIGHS | | | | |
| PTS | 41 | vs. UTEP | (2/17/24) | |
| FG | 11 | 2x, last vs. UTEP | (2/17/24) | |
| 3FG | 8 | 2x, last vs. UTEP | (2/17/24) | |
| FT | 11 | vs. UTEP | (2/17/24) | |
| OR | 3 | 3x, last at Western Kentucky | (2/15/25) | |
| DR | 8 | vs. Florida International | (1/27/24) | |
| TR | 9 | 2x, last at Western Kentucky | (2/15/25) | |
| AST | 4 | 6x, last vs. New Mexico State | (2/25/24) | |
| STL | 5 | at Notre Dame | (1/10/26) | |
| BLK | 2 | 3x, last vs. Kennesaw State | (1/9/25) | |
| MIN | 51 | vs. Chattanooga | (3/18/25) | |

| JESTIN PORTER CAREER STATS | | | | | | | | | | | | | | | | | | | | | | | | | |
|----------------------------|----------------------|-----|----|------|-------------|------|------|------|-----|------|-----|-----|------|----------|-----|-----|------|-----|----|-----|-----|-----|-----|------|------|
| Year | Team | GP | GS | Min. | Field Goals | | | 3-PT | | | FT | FTA | Pct. | Rebounds | | | | PF | DQ | A | TO | Blk | Stl | Pts. | Avg. |
| | | | | | FG | FGA | Pct. | FG | FGA | Pct. | | | | OR | DR | TOT | Avg. | | | | | | | | |
| 2022-23* | Middle Tennessee St. | 33 | 5 | 509 | 71 | 168 | .423 | 21 | 64 | .328 | 32 | 43 | .744 | 13 | 34 | 47 | 1.4 | 43 | 0 | 23 | 42 | 4 | 9 | 195 | 5.9 |
| 2023-24* | Middle Tennessee St. | 33 | 33 | 1051 | 164 | 411 | .399 | 61 | 181 | .337 | 69 | 89 | .775 | 26 | 84 | 110 | 3.3 | 64 | 1 | 60 | 71 | 6 | 32 | 458 | 13.9 |
| 2024-25* | Middle Tennessee St. | 34 | 34 | 1147 | 176 | 428 | .411 | 84 | 231 | .364 | 74 | 90 | .822 | 25 | 72 | 97 | 2.9 | 55 | 1 | 42 | 57 | 6 | 38 | 510 | 15.0 |
| 2025-26 | Clemson | 23 | 22 | 621 | 81 | 216 | .375 | 45 | 127 | .354 | 38 | 47 | .809 | 14 | 32 | 46 | 2.0 | 31 | 0 | 33 | 20 | 5 | 30 | 245 | 10.7 |
| TOTAL | | 123 | 94 | 3329 | 492 | 1223 | .402 | 211 | 603 | .350 | 213 | 269 | .792 | 78 | 222 | 300 | 2.4 | 193 | 2 | 158 | 190 | 21 | 109 | 1408 | 11.4 |

Major: Parks, Recreation and Tourism Management ... Son of Brandi Lewis ... Younger brother of former Tiger Chase Hunter and Jaden Hunter ... Chose Clemson over Baylor, Auburn, Florida State, Kentucky, Georgia and Georgia Tech ... Ranked No. 64 in the ESPN Top 100 and rated a 4-star prospect ... Started career-high nine games last season ... Leads Clemson in career assist-turnover ratio (161-57; 2.82/game).

| DILLON HUNTER 2025-26 GAME STATS | | | | | | | | | | | | | | | | | | | |
|----------------------------------|----------|----|------|-------------|------|-----|-------|-----|-------|----------|----|-----|----|----|---|----|-----|-----|------|
| Opponent | Date | GS | Min. | Field Goals | | | 3-PT | | | Rebounds | | | | | | | | | |
| | | | | FG | Pct. | FG | Pct. | FT | Pct. | OR | DR | TOT | PF | FO | A | TO | Blk | Stl | Pts. |
| NEW HAMPSHIRE | 11/3/25 | * | 20 | 2-7 | .286 | 1-5 | .200 | 2-2 | 1.000 | 0 | 0 | 0 | 0 | 0 | 1 | 0 | 0 | 0 | 7 |
| GARDNER-WEBB | 11/7/25 | * | 21 | 3-7 | .429 | 1-4 | .250 | 0-0 | .000 | 0 | 4 | 4 | 3 | 0 | 2 | 0 | 0 | 2 | 7 |
| MOREHEAD STATE | 11/11/25 | * | 25 | 2-7 | .286 | 1-3 | .333 | 0-0 | .000 | 2 | 2 | 4 | 0 | 0 | 4 | 0 | 0 | 0 | 5 |
| at Georgetown | 11/15/25 | * | 26 | 3-7 | .429 | 2-3 | .667 | 0-0 | .000 | 1 | 5 | 6 | 2 | 0 | 3 | 2 | 0 | 1 | 8 |
| NORTH ALABAMA | 11/17/25 | * | 20 | 2-7 | .286 | 2-4 | .500 | 0-0 | .000 | 0 | 0 | 0 | 0 | 0 | 2 | 2 | 0 | 1 | 6 |
| vs. West Virginia | 11/21/25 | * | 29 | 5-8 | .625 | 1-3 | .333 | 2-3 | .667 | 0 | 3 | 3 | 2 | 0 | 4 | 0 | 0 | 2 | 13 |
| vs. Georgia | 11/23/25 | * | 35 | 4-6 | .667 | 2-2 | 1.000 | 6-6 | 1.000 | 3 | 4 | 7 | 4 | 0 | 1 | 3 | 0 | 2 | 16 |
| ALABAMA A&M | 11/28/25 | * | 20 | 3-5 | .600 | 1-1 | 1.000 | 1-1 | 1.000 | 1 | 2 | 3 | 1 | 0 | 3 | 0 | 0 | 1 | 8 |
| at Alabama | 12/3/25 | * | 33 | 5-7 | .714 | 0-1 | .000 | 3-5 | .600 | 0 | 5 | 5 | 3 | 0 | 4 | 0 | 0 | 2 | 13 |
| vs. BYU | 12/9/25 | * | 24 | 3-4 | .750 | 1-1 | 1.000 | 0-0 | .000 | 1 | 2 | 3 | 2 | 0 | 0 | 2 | 0 | 2 | 7 |
| MERCER | 12/13/25 | * | 30 | 4-7 | .571 | 2-4 | .500 | 5-5 | 1.000 | 0 | 2 | 2 | 1 | 0 | 2 | 2 | 0 | 1 | 15 |
| SOUTH CAROLINA | 12/16/25 | * | 33 | 3-6 | .500 | 0-1 | .000 | 0-0 | .000 | 0 | 3 | 3 | 3 | 0 | 6 | 1 | 0 | 1 | 6 |
| vs. Cincinnati | 12/21/25 | * | 34 | 2-5 | .400 | 1-1 | 1.000 | 5-6 | .833 | 0 | 7 | 7 | 2 | 0 | 4 | 2 | 0 | 0 | 10 |
| at Syracuse | 12/31/25 | * | 21 | 4-5 | .800 | 2-2 | 1.000 | 0-0 | .000 | 0 | 2 | 2 | 4 | 0 | 1 | 2 | 0 | 0 | 10 |
| at Pittsburgh | 1/3/26 | * | 33 | 1-6 | .167 | 0-4 | .000 | 2-3 | .667 | 1 | 4 | 5 | 0 | 0 | 4 | 2 | 0 | 1 | 4 |
| SMU | 1/7/26 | * | 35 | 3-8 | .375 | 2-7 | .286 | 2-2 | 1.000 | 1 | 2 | 3 | 3 | 0 | 4 | 1 | 0 | 0 | 10 |
| at Notre Dame | 1/10/26 | * | 31 | 3-5 | .600 | 1-2 | .500 | 0-0 | .000 | 0 | 7 | 7 | 1 | 0 | 3 | 1 | 0 | 0 | 7 |
| BOSTON COLLEGE | 1/13/26 | * | 35 | 4-5 | .800 | 1-2 | .500 | 0-1 | .000 | 1 | 6 | 7 | 2 | 0 | 5 | 1 | 0 | 0 | 9 |
| MIAMI (FLA.) | 1/17/26 | * | 34 | 3-6 | .500 | 1-3 | .333 | 0-0 | .000 | 1 | 4 | 5 | 1 | 0 | 7 | 2 | 0 | 4 | 7 |
| NC STATE | 1/20/26 | * | 38 | 2-9 | .222 | 2-8 | .250 | 1-2 | .500 | 0 | 1 | 1 | 4 | 0 | 5 | 3 | 0 | 1 | 7 |
| at Georgia Tech | 1/24/26 | * | 34 | 4-8 | .500 | 2-3 | .667 | 2-4 | .500 | 0 | 5 | 5 | 1 | 0 | 0 | 0 | 0 | 0 | 12 |
| PITTSBURGH | 1/31/26 | * | 30 | 2-7 | .286 | 1-5 | .200 | 0-0 | .000 | 1 | 5 | 6 | 1 | 0 | 3 | 0 | 1 | 1 | 5 |
| at Stanford | 2/4/26 | * | 27 | 1-4 | .250 | 0-1 | .000 | 0-0 | .000 | 0 | 5 | 5 | 3 | 0 | 4 | 2 | 0 | 0 | 2 |
| at California | 2/7/26 | | | | | | | | | | | | | | | | | | |
| VIRGINIA TECH | 2/11/26 | | | | | | | | | | | | | | | | | | |
| at Duke | 2/14/26 | | | | | | | | | | | | | | | | | | |
| at Wake Forest | 2/18/26 | | | | | | | | | | | | | | | | | | |
| FLORIDA STATE | 2/21/26 | | | | | | | | | | | | | | | | | | |
| LOUISVILLE | 2/28/26 | | | | | | | | | | | | | | | | | | |
| at North Carolina | 3/3/26 | | | | | | | | | | | | | | | | | | |
| GEORGIA TECH | 3/7/26 | | | | | | | | | | | | | | | | | | |
| Totals | | | | | | | | | | | | | | | | | | | |

| HUNTER SEASON HIGHS | | |
|---------------------|----|---------------------------------------|
| PTS | 16 | vs. Georgia (11/23/25) |
| FG | 5 | 2x, last at Alabama (12/3/25) |
| 3FG | 2 | 7x, last at Georgia Tech (1/24/26) |
| FT | 6 | vs. Georgia (11/23/25) |
| OR | 3 | vs. Georgia (11/23/25) |
| DR | 7 | vs. Cincinnati (12/21/25) |
| TR | 7 | 4x, last vs. Boston College (1/13/26) |
| AST | 7 | vs. Miami (1/17/26) |
| STL | 4 | vs. Miami (1/17/26) |
| BLK | -- | |
| MIN | 35 | vs. Georgia (11/23/25) |
| HUNTER CAREER HIGHS | | |
| PTS | 17 | at Florida State (2/15/25) |
| FG | 7 | at Florida State (2/15/25) |
| 3FG | 3 | 2x, last at Florida State (2/15/25) |
| FT | 6 | vs. Georgia (11/23/25) |
| OR | 3 | vs. Georgia (11/23/25) |
| DR | 5 | 3x, last at Alabama (12/3/25) |
| TR | 7 | 3x, last at Notre Dame (1/10/26) |
| AST | 7 | 2x, last vs. Miami (1/17/26) |
| STL | 6 | vs. Stanford (1/1/25) |
| BLK | 2 | at Boston College (3/5/25) |
| MIN | 38 | 2x, last vs. NC State (1/20/26) |

| DILLON HUNTER CAREER STATS | | | | | | | | | | | | | | | | | | | | | | | | |
|----------------------------|---------|-----|----|------|-------------|-----|------|------|-----|------|----------|-----|------|----|-----|-----|------|-----|----|-----|----|----|----|-----|
| Year | Team | GP | GS | Min. | Field Goals | | | 3-PT | | | Rebounds | | | | | | | | | | PF | DQ | A | TO |
| | | | | | FG | FGA | Pct. | FG | FGA | Pct. | FT | FTA | Pct. | OR | DR | TOT | Avg. | PF | DQ | A | | | | |
| 2022-23 | Clemson | 33 | 3 | 395 | 17 | 57 | .298 | 3 | 20 | .150 | 9 | 15 | .600 | 5 | 35 | 40 | 1.2 | 34 | 0 | 40 | 22 | 1 | 14 | 46 |
| 2023-24 | Clemson | 36 | 1 | 530 | 33 | 84 | .393 | 9 | 35 | .257 | 8 | 19 | .421 | 7 | 51 | 58 | 1.6 | 42 | 1 | 46 | 14 | 2 | 15 | 83 |
| 2024-25 | Clemson | 30 | 9 | 678 | 57 | 141 | .404 | 24 | 77 | .312 | 24 | 39 | .615 | 13 | 63 | 76 | 2.1 | 65 | 1 | 58 | 14 | 4 | 27 | 162 |
| 2025-26 | Clemson | 23 | 23 | 667 | 68 | 146 | .466 | 27 | 70 | .386 | 31 | 40 | .775 | 13 | 80 | 93 | 4.0 | 43 | 0 | 72 | 28 | 1 | 22 | 194 |
| TOTAL | | 122 | 36 | 2270 | 175 | 428 | .409 | 63 | 202 | .312 | 72 | 113 | .637 | 38 | 229 | 267 | 2.2 | 184 | 2 | 216 | 78 | 8 | 78 | 485 |

Major: Pre-Business ... Chose Clemson over Iowa and West Virginia ... No. 2 ranked recruit in Minnesota's 2025 class ... Ranked No. 1 overall in the state of Minnesota according to PrepHoops ... was a dual-sport athlete, starring in basketball and football as a quarterback ... Named Minnesota Mr. Basketball after leading Alexandria to its first-ever state title and claiming the Class 3A crown.

| CHASE THOMPSON 2025-26 GAME STATS | | | | | | | | | | | | | | | | | | | | |
|-----------------------------------|----------|----|------|-------------|-------|------|-------|-----|-------|----------|----|-----|---|----|----|---|----|-----|-----|------|
| Opponent | Date | GS | Min. | Field Goals | | 3-PT | | FT | Pct. | Rebounds | | | | PF | FO | A | TO | Blk | Stl | Pts. |
| | | | | FG | Pct. | FG | Pct. | | | OR | DR | TOT | | | | | | | | |
| NEW HAMPSHIRE | 11/3/25 | | 18 | 0-0 | .000 | 0-0 | .000 | 0-0 | .000 | 0 | 3 | 3 | 1 | 0 | 0 | 0 | 0 | 0 | 0 | |
| GARDNER-WEBB | 11/7/25 | | 18 | 1-3 | .333 | 1-2 | .500 | 2-4 | .500 | 1 | 1 | 2 | 1 | 0 | 3 | 0 | 1 | 2 | 5 | |
| MOREHEAD STATE | 11/11/25 | | 14 | 3-5 | .600 | 0-0 | .000 | 0-0 | .000 | 0 | 0 | 0 | 1 | 0 | 2 | 1 | 0 | 0 | 6 | |
| at Georgetown | 11/15/25 | | 10 | 1-1 | 1.000 | 0-0 | .000 | 1-2 | .500 | 0 | 1 | 1 | 0 | 0 | 0 | 0 | 0 | 1 | 3 | |
| NORTH ALABAMA | 11/17/25 | | 7 | 0-2 | .000 | 0-1 | .000 | 0-0 | .000 | 1 | 1 | 2 | 0 | 0 | 1 | 0 | 1 | 0 | 0 | |
| vs. West Virginia | 11/21/25 | | 6 | 0-0 | .000 | 0-0 | .000 | 0-0 | .000 | 0 | 1 | 1 | 2 | 0 | 0 | 1 | 0 | 0 | 0 | |
| vs. Georgia | 11/23/25 | | 2 | 0-0 | .000 | 0-0 | .000 | 0-0 | .000 | 0 | 0 | 0 | 1 | 0 | 0 | 0 | 0 | 0 | 0 | |
| ALABAMA A&M | 11/28/25 | | 18 | 3-4 | .750 | 1-2 | .500 | 0-0 | .000 | 1 | 4 | 5 | 2 | 0 | 1 | 0 | 0 | 0 | 7 | |
| at Alabama | 12/3/25 | | 1 | 0-1 | .000 | 0-1 | .000 | 1-2 | .500 | 0 | 0 | 0 | 1 | 0 | 0 | 0 | 0 | 0 | 1 | |
| vs. BYU | 12/9/25 | | 11 | 0-1 | .000 | 0-1 | .000 | 0-0 | .000 | 0 | 2 | 2 | 0 | 0 | 0 | 0 | 0 | 0 | 0 | |
| MERCER | 12/13/25 | | 8 | 1-3 | .333 | 1-3 | .333 | 0-0 | .000 | 1 | 0 | 1 | 0 | 0 | 0 | 0 | 0 | 0 | 3 | |
| SOUTH CAROLINA | 12/16/25 | | 14 | 1-1 | 1.000 | 1-1 | 1.000 | 0-0 | .000 | 1 | 1 | 2 | 0 | 0 | 0 | 0 | 0 | 0 | 3 | |
| vs. Cincinnati | 12/21/25 | | 7 | 0-0 | .000 | 0-0 | .000 | 0-0 | .000 | 0 | 0 | 0 | 0 | 0 | 0 | 1 | 0 | 0 | 0 | |
| at Syracuse | 12/31/25 | | 4 | 0-0 | .000 | 0-0 | .000 | 0-0 | .000 | 0 | 0 | 0 | 0 | 0 | 0 | 1 | 0 | 0 | 0 | |
| at Pittsburgh | 1/3/26 | | 4 | 0-0 | .000 | 0-0 | .000 | 0-0 | .000 | 0 | 0 | 0 | 1 | 0 | 0 | 1 | 0 | 0 | 0 | |
| SMU | 1/7/26 | | 13 | 3-3 | 1.000 | 1-1 | 1.000 | 0-0 | .000 | 0 | 1 | 1 | 0 | 0 | 0 | 1 | 0 | 0 | 7 | |
| at Notre Dame | 1/10/26 | | 7 | 0-2 | .000 | 0-2 | .000 | 0-0 | .000 | 0 | 0 | 0 | 0 | 0 | 0 | 0 | 0 | 0 | 0 | |
| BOSTON COLLEGE | 1/13/26 | | 9 | 0-2 | .000 | 0-1 | .000 | 0-0 | .000 | 1 | 0 | 1 | 0 | 0 | 0 | 2 | 0 | 0 | 0 | |
| MIAMI (FLA.) | 1/17/26 | | 2 | 0-0 | .000 | 0-0 | .000 | 0-0 | .000 | 0 | 0 | 0 | 0 | 0 | 0 | 0 | 0 | 0 | 0 | |
| NC STATE | 1/20/26 | | 4 | 0-1 | .000 | 0-1 | .000 | 0-0 | .000 | 0 | 0 | 0 | 0 | 0 | 0 | 0 | 0 | 0 | 0 | |
| at Georgia Tech | 1/24/26 | | 4 | 0-0 | .000 | 0-0 | .000 | 0-0 | .000 | 0 | 0 | 0 | 0 | 0 | 0 | 0 | 0 | 0 | 0 | |
| PITTSBURGH | 1/31/26 | | 7 | 0-0 | .000 | 0-0 | .000 | 2-2 | 1.000 | 0 | 2 | 2 | 0 | 0 | 0 | 0 | 0 | 1 | 2 | |
| at Stanford | 2/4/26 | | 18 | 4-5 | .800 | 1-1 | 1.000 | 1-1 | 1.000 | 1 | 2 | 3 | 0 | 0 | 1 | 1 | 0 | 0 | 10 | |
| at California | 2/7/26 | | | | | | | | | | | | | | | | | | | |
| VIRGINIA TECH | 2/11/26 | | | | | | | | | | | | | | | | | | | |
| at Duke | 2/14/26 | | | | | | | | | | | | | | | | | | | |
| at Wake Forest | 2/18/26 | | | | | | | | | | | | | | | | | | | |
| FLORIDA STATE | 2/21/26 | | | | | | | | | | | | | | | | | | | |
| LOUISVILLE | 2/28/26 | | | | | | | | | | | | | | | | | | | |
| at North Carolina | 3/3/26 | | | | | | | | | | | | | | | | | | | |
| GEORGIA TECH | 3/7/26 | | | | | | | | | | | | | | | | | | | |
| Totals | | | | | | | | | | | | | | | | | | | | |

| THOMPSON SEASON HIGHS | | | | | | | | | |
|-----------------------|----|--|--|--|--|--|--|--|---------------------------------------|
| PTS | 10 | | | | | | | | at Stanford (2/4/26) |
| FG | 4 | | | | | | | | at Stanford (2/4/26) |
| 3FG | 1 | | | | | | | | 6x, last at Stanford (2/4/26) |
| FT | 2 | | | | | | | | vs. Gardner-Webb (11/7/25) |
| OR | 1 | | | | | | | | 7x, last at Stanford (2/4/26) |
| DR | 4 | | | | | | | | vs. Alabama A&M (11/28/25) |
| TR | 5 | | | | | | | | vs. Alabama A&M (11/28/25) |
| AST | 3 | | | | | | | | vs. Gardner-Webb (11/7/25) |
| STL | 2 | | | | | | | | vs. Gardner-Webb (11/7/25) |
| BLK | 1 | | | | | | | | 2x, last vs. North Alabama (11/17/25) |
| MIN | 18 | | | | | | | | 4x, last at Stanford (2/4/26) |
| THOMPSON CAREER HIGHS | | | | | | | | | |
| PTS | 10 | | | | | | | | at Stanford (2/4/26) |
| FG | 4 | | | | | | | | at Stanford (2/4/26) |
| 3FG | 1 | | | | | | | | 6x, last at Stanford (2/4/26) |
| FT | 2 | | | | | | | | vs. Gardner-Webb (11/7/25) |
| OR | 1 | | | | | | | | 7x, last at Stanford (2/4/26) |
| DR | 4 | | | | | | | | vs. Alabama A&M (11/28/25) |
| TR | 5 | | | | | | | | vs. Alabama A&M (11/28/25) |
| AST | 3 | | | | | | | | vs. Gardner-Webb (11/7/25) |
| STL | 2 | | | | | | | | vs. Gardner-Webb (11/7/25) |
| BLK | 1 | | | | | | | | 2x, last vs. North Alabama (11/17/25) |
| MIN | 18 | | | | | | | | 4x, last at Stanford (2/4/26) |

| CHASE THOMPSON CAREER STATS | | | | | | | | | | | | | | | | | | | | | | | | | |
|-----------------------------|---------|-------------|----|------|----|-----|------|------|-----|------|----------|-----|------|----|----|-----|------|----|----|---|----|-----|-----|------|------|
| Year | Team | Field Goals | | | | | | 3-PT | | | Rebounds | | | | | | | | | | | | | | |
| | | GP | GS | Min. | FG | FGA | Pct. | FG | FGA | Pct. | FT | FTA | Pct. | OR | DR | TOT | Avg. | PF | DQ | A | TO | Blk | Stl | Pts. | Avg. |
| 2025-26 | Clemson | 23 | 0 | 206 | 17 | 34 | .500 | 6 | 17 | .353 | 7 | 11 | .636 | 7 | 19 | 26 | 1.1 | 10 | 0 | 8 | 9 | 2 | 4 | 47 | 2.0 |
| TOTAL | | 23 | 0 | 206 | 17 | 34 | .500 | 6 | 17 | .353 | 7 | 11 | .636 | 7 | 19 | 26 | 1.1 | 10 | 0 | 8 | 9 | 2 | 4 | 47 | 2.0 |

Major: Communication ... Full name is Efrem Johnson, his nickname is Butta – given to him by his uncle when he was born ... Appeared in a career-high 37 games and made 21 starts ... averaged 8.8 points, 2.1 rebounds and 1.8 assists in 2024-25, including 14 double-digit scoring games and three 20-point games ... Career-high 24 points at Rice (2/19/25) ... Averaged career-high 11.2 points per game in 2023-24 and led team with 56 3-pointers.

| BUTTA JOHNSON 2025-26 GAME STATS | | | | | | | | | | | | | | | | | | | |
|----------------------------------|----------|----|-------------|------|------|------|-------|------|----------|----|-----|---|----|----|---|----|-----|-----|------|
| Opponent | Date | GS | Field Goals | | 3-PT | | FT | Pct. | Rebounds | | | | PF | FO | A | TO | Blk | Stl | Pts. |
| | | | FG | Pct. | FG | Pct. | | | OR | DR | TOT | | | | | | | | |
| NEW HAMPSHIRE | 11/3/25 | | 17 | 1-3 | .333 | 1-2 | .500 | 2-2 | 1.000 | 0 | 1 | 1 | 1 | 0 | 0 | 0 | 0 | 1 | 5 |
| GARDNER-WEBB | 11/7/25 | | 20 | 3-7 | .429 | 1-5 | .200 | 0-0 | .000 | 1 | 0 | 1 | 0 | 0 | 2 | 0 | 0 | 0 | 7 |
| MOREHEAD STATE | 11/11/25 | | 10 | 1-4 | .250 | 1-3 | .333 | 0-0 | .000 | 0 | 1 | 1 | 1 | 0 | 0 | 0 | 1 | 0 | 3 |
| at Georgetown | 11/15/25 | | 10 | 0-2 | .000 | 0-2 | .000 | 0-0 | .000 | 0 | 1 | 1 | 0 | 0 | 0 | 0 | 0 | 0 | 0 |
| NORTH ALABAMA | 11/17/25 | | 9 | 0-0 | .000 | 0-0 | .000 | 0-0 | .000 | 1 | 1 | 2 | 2 | 0 | 0 | 0 | 0 | 0 | 0 |
| vs. West Virginia | 11/21/25 | | 22 | 3-5 | .600 | 2-4 | .500 | 3-3 | 1.000 | 0 | 2 | 2 | 0 | 0 | 0 | 0 | 0 | 1 | 11 |
| vs. Georgia | 11/23/25 | | 23 | 4-8 | .500 | 1-3 | .333 | 4-4 | 1.000 | 0 | 1 | 1 | 0 | 0 | 1 | 0 | 0 | 0 | 13 |
| ALABAMA A&M | 11/28/25 | | 21 | 4-7 | .571 | 1-4 | .250 | 0-0 | .000 | 0 | 4 | 4 | 1 | 0 | 3 | 0 | 0 | 3 | 9 |
| at Alabama | 12/3/25 | | 24 | 2-7 | .286 | 2-6 | .333 | 2-2 | 1.000 | 3 | 2 | 5 | 1 | 0 | 0 | 1 | 0 | 0 | 8 |
| vs. BYU | 12/9/25 | | 27 | 4-10 | .400 | 2-5 | .400 | 0-0 | .000 | 0 | 2 | 2 | 0 | 0 | 1 | 1 | 2 | 0 | 10 |
| MERCER | 12/13/25 | * | 20 | 1-3 | .333 | 0-2 | .000 | 0-0 | .000 | 0 | 2 | 2 | 1 | 0 | 1 | 1 | 0 | 0 | 2 |
| SOUTH CAROLINA | 12/16/25 | | 11 | 0-2 | .000 | 0-2 | .000 | 1-2 | .500 | 0 | 1 | 1 | 0 | 0 | 1 | 0 | 0 | 0 | 1 |
| vs. Cincinnati | 12/21/25 | | 8 | 0-0 | .000 | 0-0 | .000 | 0-0 | .000 | 0 | 2 | 2 | 0 | 0 | 0 | 0 | 0 | 1 | 0 |
| at Syracuse | 12/31/25 | | 24 | 1-4 | .250 | 1-3 | .333 | 0-0 | .000 | 0 | 2 | 2 | 2 | 0 | 1 | 0 | 0 | 2 | 3 |
| at Pittsburgh | 1/3/26 | | 27 | 3-5 | .600 | 3-5 | .600 | 1-2 | .500 | 0 | 3 | 3 | 1 | 0 | 3 | 0 | 0 | 0 | 10 |
| SMU | 1/7/26 | | 24 | 3-6 | .500 | 3-6 | .500 | 0-0 | .000 | 1 | 1 | 2 | 3 | 0 | 0 | 1 | 0 | 0 | 9 |
| at Notre Dame | 1/10/26 | | 14 | 0-2 | .000 | 0-2 | .000 | 0-0 | .000 | 0 | 0 | 0 | 2 | 0 | 0 | 0 | 0 | 0 | 0 |
| BOSTON COLLEGE | 1/13/26 | | 20 | 2-3 | .667 | 1-1 | 1.000 | 2-2 | 1.000 | 0 | 0 | 0 | 1 | 0 | 1 | 0 | 0 | 1 | 7 |
| MIAMI (FLA.) | 1/17/26 | | 19 | 1-5 | .200 | 1-3 | .333 | 0-0 | .000 | 0 | 2 | 2 | 0 | 0 | 1 | 0 | 0 | 1 | 3 |
| NC STATE | 1/20/26 | | 23 | 2-6 | .333 | 2-4 | .500 | 1-2 | .500 | 1 | 3 | 4 | 1 | 0 | 0 | 2 | 0 | 0 | 7 |
| at Georgia Tech | 1/24/26 | | 19 | 2-6 | .333 | 1-3 | .333 | 3-3 | 1.000 | 1 | 3 | 4 | 0 | 0 | 2 | 1 | 0 | 0 | 8 |
| PITTSBURGH | 1/31/26 | | 20 | 2-4 | .500 | 2-3 | .667 | 2-2 | 1.000 | 0 | 2 | 2 | 1 | 0 | 1 | 1 | 0 | 2 | 8 |
| at Stanford | 2/4/26 | | 21 | 0-2 | .000 | 0-2 | .000 | 3-4 | .750 | 0 | 1 | 1 | 0 | 0 | 0 | 1 | 0 | 0 | 3 |
| at California | 2/7/26 | | | | | | | | | | | | | | | | | | |
| VIRGINIA TECH | 2/11/26 | | | | | | | | | | | | | | | | | | |
| at Duke | 2/14/26 | | | | | | | | | | | | | | | | | | |
| at Wake Forest | 2/18/26 | | | | | | | | | | | | | | | | | | |
| FLORIDA STATE | 2/21/26 | | | | | | | | | | | | | | | | | | |
| LOUISVILLE | 2/28/26 | | | | | | | | | | | | | | | | | | |
| at North Carolina | 3/3/26 | | | | | | | | | | | | | | | | | | |
| GEORGIA TECH | 3/7/26 | | | | | | | | | | | | | | | | | | |
| Totals | | | | | | | | | | | | | | | | | | | |

| JOHNSON SEASON HIGHS | | |
|----------------------|----|---------------------------------|
| PTS | 13 | vs. Georgia (11/23/25) |
| FG | 4 | 3x, last vs. BYU (12/9/25) |
| 3FG | 3 | 2x, last vs. SMU (1/7/26) |
| FT | 4 | vs. Georgia (11/23/25) |
| OR | 3 | at Alabama (12/3/25) |
| DR | 4 | vs. Alabama A&M (11/28/25) |
| TR | 5 | at Alabama (12/3/25) |
| AST | 3 | 2x, last at Pittsburgh (1/3/26) |
| STL | 3 | vs. Alabama A&M (11/28/25) |
| BLK | 2 | vs. BYU (12/9/25) |
| MIN | 27 | 2x, last at Pittsburgh (1/3/26) |

| JOHNSON CAREER HIGHS | | |
|----------------------|----|-------------------------------|
| PTS | 24 | at Rice (2/19/25) |
| FG | 10 | at Rice (2/19/25) |
| 3FG | 5 | 3x, last at Memphis (1/26/25) |
| FT | 8 | vs. South Florida (3/16/24) |
| OR | 3 | 3x, last at Alabama (12/3/25) |
| DR | 5 | vs. UTEP (12/29/22) |
| TR | 8 | vs. UTEP (12/29/22) |
| AST | 6 | vs. Tulane (1/17/24) |
| STL | 4 | 2x, last vs. Memphis (3/2/25) |
| BLK | 2 | 2x, last at Tulane (3/9/25) |
| MIN | 40 | at North Texas (1/31/24) |

| BUTTA JOHNSON CAREER STATS | | | | | | | | | | | | | | | | | | | | | | | | | |
|----------------------------|---------|-------------|----|------|-----|-----|------|------|-----|------|----------|-----|------|----|-----|-----|------|-----|----|-----|-----|-----|-----|------|------|
| Year | Team | Field Goals | | | | | | 3-PT | | | Rebounds | | | | | | | PF | DQ | A | TO | Blk | Stl | Pts. | Avg. |
| | | GP | GS | Min. | FG | FGA | Pct. | FG | FGA | Pct. | FT | FTA | Pct. | OR | DR | TOT | Avg. | | | | | | | | |
| 2022-23 | UAB | 29 | 0 | 375 | 33 | 79 | .418 | 14 | 37 | .378 | 22 | 26 | .846 | 12 | 26 | 38 | 1.3 | 25 | 0 | 17 | 14 | 0 | 15 | 102 | 3.5 |
| 2023-24 | UAB | 34 | 25 | 1052 | 130 | 303 | .429 | 56 | 156 | .359 | 64 | 78 | .821 | 21 | 57 | 78 | 2.3 | 56 | 0 | 58 | 45 | 7 | 13 | 380 | 11.2 |
| 2024-25 | UAB | 37 | 21 | 993 | 113 | 308 | .367 | 49 | 153 | .320 | 52 | 60 | .867 | 22 | 54 | 76 | 2.1 | 63 | 0 | 68 | 33 | 7 | 31 | 327 | 8.8 |
| 2025-26 | Clemson | 23 | 1 | 431 | 39 | 101 | .386 | 25 | 70 | .357 | 24 | 28 | .857 | 8 | 37 | 45 | 2.0 | 18 | 0 | 18 | 9 | 3 | 12 | 127 | 5.5 |
| TOTAL | | 123 | 47 | 2852 | 315 | 791 | .398 | 144 | 416 | .346 | 162 | 192 | .844 | 63 | 174 | 237 | 1.9 | 162 | 0 | 161 | 101 | 17 | 71 | 936 | 7.6 |

Major: Communication ... Ranked No. 70 overall prospect in the 2025 class ... No. 11 combo guard in the class ... Named to Atlanta Tipoff Club Top 40 in 2025 ... Named All-Region and Honorable Mention All-State in Georgia as a junior ... his brother, Marcus, was a standout guard at Furman and Xavier ... his mother, Sheri, is in the Hall of Fame for women's basketball at Loyola Marymount University ... Chose Clemson over Virginia Tech, Cincinnati, Georgia and West Virginia.

| ZAC FOSTER 2025-26 GAME STATS | | | | | | | | | | | | | | | | | | | | FOSTER SEASON HIGHS | | | | | | | |
|-------------------------------|----------|----|------|-------------|-------------|------|------|---------------------------------------|-------|----------|----|-----|------|----------|----|-----|------|-----|------|---------------------|----|---------------------------------|-----|---------------------------------|------|--|--|
| Opponent | Date | GS | Min. | Field Goals | | 3-PT | | FT | Pct. | Rebounds | | | PF | FO | A | TO | Blk | Stl | Pts. | PTS | 14 | vs. North Alabama (11/17/25) | | | | | |
| | | | | FG | Pct. | FG | Pct. | | | OR | DR | TOT | | | | | | | | | | | | | | | |
| NEW HAMPSHIRE | 11/3/25 | | 16 | 2-7 | .286 | 0-2 | .000 | 2-2 | 1.000 | 0 | 3 | 3 | 4 | 0 | 0 | 1 | 2 | 1 | 6 | FG | 5 | 2x, last at Alabama (12/3/25) | | | | | |
| GARDNER-WEBB | 11/7/25 | | 24 | 0-6 | .000 | 0-5 | .000 | 2-2 | 1.000 | 0 | 5 | 5 | 4 | 0 | 5 | 0 | 0 | 1 | 2 | 3FG | 3 | 2x, last vs. Georgia (11/23/25) | | | | | |
| MOREHEAD STATE | 11/11/25 | | 19 | 2-7 | .286 | 2-5 | .400 | 0-0 | .000 | 0 | 3 | 3 | 0 | 0 | 3 | 1 | 0 | 0 | 6 | FT | 5 | vs. Georgetown (11/15/25) | | | | | |
| at Georgetown | 11/15/25 | | 19 | 2-4 | .500 | 2-4 | .500 | 5-5 | 1.000 | 0 | 2 | 2 | 4 | 0 | 4 | 3 | 0 | 1 | 11 | OR | 2 | at Alabama (12/3/25) | | | | | |
| NORTH ALABAMA | 11/17/25 | | 23 | 5-10 | .500 | 3-7 | .429 | 1-1 | 1.000 | 1 | 3 | 4 | 1 | 0 | 6 | 0 | 0 | 0 | 14 | DR | 5 | 2x, last vs. Mercer (12/13/25) | | | | | |
| vs. West Virginia | 11/21/25 | | 15 | 0-4 | .000 | 0-3 | .000 | 0-0 | .000 | 0 | 2 | 2 | 4 | 0 | 0 | 2 | 0 | 0 | 0 | TR | 7 | vs. Mercer (12/13/25) | | | | | |
| vs. Georgia | 11/23/25 | | 17 | 4-8 | .500 | 3-4 | .750 | 0-0 | .000 | 0 | 1 | 1 | 4 | 0 | 2 | 1 | 0 | 0 | 11 | AST | 6 | vs. North Alabama (11/17/25) | | | | | |
| ALABAMA A&M | 11/28/25 | | 22 | 2-4 | .500 | 1-2 | .500 | 3-5 | .600 | 0 | 1 | 1 | 2 | 0 | 3 | 2 | 0 | 0 | 8 | STL | 2 | vs. BYU (12/9/25) | | | | | |
| at Alabama | 12/3/25 | | 26 | 5-17 | .294 | 1-6 | .167 | 1-1 | 1.000 | 2 | 3 | 5 | 4 | 0 | 3 | 0 | 1 | 0 | 12 | BLK | 2 | vs. New Hampshire (11/3/25) | | | | | |
| vs. BYU | 12/9/25 | | 20 | 0-4 | .000 | 0-2 | .000 | 1-2 | .500 | 0 | 1 | 1 | 2 | 0 | 3 | 3 | 0 | 2 | 1 | MIN | 26 | at Alabama (12/3/25) | | | | | |
| MERCER | 12/13/25 | | 20 | 4-11 | .364 | 1-7 | .143 | 1-2 | .500 | 2 | 5 | 7 | 3 | 0 | 0 | 2 | 0 | 0 | 10 | FOSTER CAREER HIGHS | | | | | | | |
| SOUTH CAROLINA | 12/16/25 | | 2 | 0-2 | .000 | 0-0 | .000 | 2-2 | 1.000 | 0 | 0 | 0 | 0 | 0 | 1 | 0 | 0 | 0 | 2 | PTS | 14 | vs. North Alabama (11/17/25) | | | | | |
| vs. Cincinnati | 12/21/25 | | | | | | | DNP – OUT FOR SEASON (TORN RIGHT ACL) | | | | | | | | | | | | | | FG | 5 | 2x, last at Alabama (12/3/25) | | | |
| at Syracuse | 12/31/25 | | | | | | | DNP – OUT FOR SEASON (TORN RIGHT ACL) | | | | | | | | | | | | | | 3FG | 3 | 2x, last vs. Georgia (11/23/25) | | | |
| at Pittsburgh | 1/3/26 | | | | | | | DNP – OUT FOR SEASON (TORN RIGHT ACL) | | | | | | | | | | | | | | FT | 5 | vs. Georgetown (11/15/25) | | | |
| SMU | 1/7/26 | | | | | | | DNP – OUT FOR SEASON (TORN RIGHT ACL) | | | | | | | | | | | | | | OR | 2 | at Alabama (12/3/25) | | | |
| at Notre Dame | 1/10/26 | | | | | | | DNP – OUT FOR SEASON (TORN RIGHT ACL) | | | | | | | | | | | | | | DR | 5 | 2x, last vs. Mercer (12/13/25) | | | |
| BOSTON COLLEGE | 1/13/26 | | | | | | | DNP – OUT FOR SEASON (TORN RIGHT ACL) | | | | | | | | | | | | | | TR | 7 | vs. Mercer (12/13/25) | | | |
| MIAMI (FLA.) | 1/17/26 | | | | | | | DNP – OUT FOR SEASON (TORN RIGHT ACL) | | | | | | | | | | | | | | AST | 6 | vs. North Alabama (11/17/25) | | | |
| NC STATE | 1/20/26 | | | | | | | DNP – OUT FOR SEASON (TORN RIGHT ACL) | | | | | | | | | | | | | | STL | 2 | vs. BYU (12/9/25) | | | |
| at Georgia Tech | 1/24/26 | | | | | | | DNP – OUT FOR SEASON (TORN RIGHT ACL) | | | | | | | | | | | | | | BLK | 2 | vs. New Hampshire (11/3/25) | | | |
| PITTSBURGH | 1/31/26 | | | | | | | DNP – OUT FOR SEASON (TORN RIGHT ACL) | | | | | | | | | | | | | | MIN | 26 | at Alabama (12/3/25) | | | |
| at Stanford | 2/4/26 | | | | | | | DNP – OUT FOR SEASON (TORN RIGHT ACL) | | | | | | | | | | | | | | | | | | | |
| at California | 2/7/26 | | | | | | | | | | | | | | | | | | | | | | | | | | |
| VIRGINIA TECH | 2/11/26 | | | | | | | | | | | | | | | | | | | | | | | | | | |
| at Duke | 2/14/26 | | | | | | | | | | | | | | | | | | | | | | | | | | |
| at Wake Forest | 2/18/26 | | | | | | | | | | | | | | | | | | | | | | | | | | |
| FLORIDA STATE | 2/21/26 | | | | | | | | | | | | | | | | | | | | | | | | | | |
| LOUISVILLE | 2/28/26 | | | | | | | | | | | | | | | | | | | | | | | | | | |
| at North Carolina | 3/3/26 | | | | | | | | | | | | | | | | | | | | | | | | | | |
| GEORGIA TECH | 3/7/26 | | | | | | | | | | | | | | | | | | | | | | | | | | |
| Totals | | | | | | | | | | | | | | | | | | | | | | | | | | | |
| | | | | | | | | | | | | | | | | | | | | | | | | | | | |
| ZAC FOSTER CAREER STATS | | | | | | | | | | | | | | | | | | | | | | | | | | | |
| Year | Team | GP | GS | Min. | Field Goals | | | 3-PT | | | FT | FTA | Pct. | Rebounds | | | | PF | DQ | A | TO | Blk | Stl | Pts. | Avg. | | |
| | | | | | FG | FGA | Pct. | FG | FGA | Pct. | | | | OR | DR | TOT | Avg. | | | | | | | | | | |
| 2025-26 | Clemson | 12 | 0 | 224 | 26 | 84 | .310 | 13 | 47 | .277 | 18 | 22 | .818 | 5 | 29 | 34 | 2.8 | 32 | 0 | 30 | 15 | 3 | 5 | 83 | 6.9 | | |
| TOTAL | | 12 | 0 | 224 | 26 | 84 | .310 | 13 | 47 | .277 | 18 | 22 | .818 | 5 | 29 | 34 | 2.8 | 32 | 0 | 30 | 15 | 3 | 5 | 83 | 6.9 | | |

| ZAC FOSTER CAREER STATS | | | | | | | | | | | | | | | | | | | | | | | |
|-------------------------|---------|----|----|------|-------------|-----|------|------|-----|------|----|-----|------|----------|-----|------|------|----|----|----|----|-----|-----|
| Year | Team | GP | GS | Min. | Field Goals | | | 3-PT | | | FT | FTA | Pct. | Rebounds | | | Avg. | PF | DQ | A | TO | Blk | Stl |
| | | | | | FG | FGA | Pct. | FG | FGA | Pct. | | | | DR | TOT | Avg. | | | | | | | |
| 2025-26 | Clemson | 12 | 0 | 224 | 26 | 84 | .310 | 13 | 47 | .277 | 18 | 22 | .818 | 5 | 29 | 34 | 2.8 | 32 | 0 | 30 | 15 | 3 | 5 |
| TOTAL | | 12 | 0 | 224 | 26 | 84 | .310 | 13 | 47 | .277 | 18 | 22 | .818 | 5 | 29 | 34 | 2.8 | 32 | 0 | 30 | 15 | 3 | 5 |

| DALLAS THOMAS 2025-26 GAME STATS | | | | | | | | | | | | | | | | | | | |
|----------------------------------|----------|----|------|-------------|-------|------|-------|-----|------|----------|----|-----|----|----|---|----|-----|-----|------|
| Opponent | Date | GS | Min. | Field Goals | | 3-PT | | FT | Pct. | Rebounds | | | PF | FO | A | TO | Blk | Stl | Pts. |
| | | | | FG | Pct. | FG | Pct. | | | OR | DR | TOT | | | | | | | |
| NEW HAMPSHIRE | 11/3/25 | | 11 | 0-2 | .000 | 0-1 | .000 | 2-4 | .500 | 0 | 2 | 2 | 1 | 0 | 0 | 1 | 0 | 0 | 2 |
| GARDNER-WEBB | 11/7/25 | | 4 | 2-3 | .667 | 1-1 | 1.000 | 0-0 | .000 | 1 | 0 | 1 | 0 | 0 | 0 | 1 | 0 | 0 | 5 |
| MOREHEAD STATE | 11/11/25 | | 4 | 1-1 | 1.000 | 1-1 | 1.000 | 0-0 | .000 | 0 | 0 | 0 | 0 | 0 | 0 | 1 | 0 | 0 | 3 |
| at Georgetown | 11/15/25 | | | | | | | | | DNP | | | | | | | | | |
| NORTH ALABAMA | 11/17/25 | | 7 | 2-4 | .500 | 2-4 | .500 | 0-0 | .000 | 0 | 1 | 1 | 0 | 0 | 0 | 0 | 0 | 0 | 6 |
| vs. West Virginia | 11/21/25 | | | | | | | | | DNP | | | | | | | | | |
| vs. Georgia | 11/23/25 | | | | | | | | | DNP | | | | | | | | | |
| ALABAMA A&M | 11/28/25 | | 13 | 1-2 | .500 | 1-2 | .500 | 1-2 | .500 | 0 | 1 | 1 | 0 | 0 | 1 | 1 | 0 | 0 | 4 |
| at Alabama | 12/3/25 | | 1 | 0-0 | .000 | 0-0 | .000 | 0-0 | .000 | 0 | 0 | 0 | 1 | 0 | 0 | 0 | 0 | 0 | 0 |
| vs. BYU | 12/9/25 | | | | | | | | | DNP | | | | | | | | | |
| MERCER | 12/13/25 | | | | | | | | | DNP | | | | | | | | | |
| SOUTH CAROLINA | 12/16/25 | | | | | | | | | DNP | | | | | | | | | |
| vs. Cincinnati | 12/21/25 | | | | | | | | | DNP | | | | | | | | | |
| at Syracuse | 12/31/25 | | 2 | 1-2 | .500 | 0-1 | .000 | 0-0 | .000 | 0 | 0 | 0 | 1 | 0 | 0 | 0 | 0 | 0 | 2 |
| at Pittsburgh | 1/3/26 | | 2 | 0-0 | .000 | 0-0 | .000 | 0-0 | .000 | 0 | 0 | 0 | 1 | 0 | 0 | 0 | 0 | 0 | 0 |
| SMU | 1/7/26 | | 2 | 0-1 | .000 | 0-1 | .000 | 0-0 | .000 | 1 | 0 | 1 | 0 | 0 | 0 | 0 | 0 | 0 | 0 |
| at Notre Dame | 1/10/26 | | 2 | 0-0 | .000 | 0-0 | .000 | 0-0 | .000 | 0 | 0 | 0 | 0 | 0 | 0 | 0 | 0 | 0 | 0 |
| BOSTON COLLEGE | 1/13/26 | | 2 | 1-1 | 1.000 | 0-0 | .000 | 0-0 | .000 | 0 | 0 | 0 | 0 | 0 | 0 | 0 | 0 | 0 | 2 |
| MIAMI (FLA.) | 1/17/26 | | 2 | 0-0 | .000 | 0-0 | .000 | 0-0 | .000 | 0 | 0 | 0 | 0 | 0 | 0 | 0 | 0 | 0 | 0 |
| NC STATE | 1/20/26 | | | | | | | | | DNP | | | | | | | | | |
| at Georgia Tech | 1/24/26 | | | | | | | | | DNP | | | | | | | | | |
| PITTSBURGH | 1/31/26 | | | | | | | | | DNP | | | | | | | | | |
| at Stanford | 2/4/26 | | 3 | 1-1 | 1.000 | 1-1 | 1.000 | 0-0 | .000 | 0 | 0 | 0 | 0 | 0 | 0 | 0 | 0 | 0 | 3 |
| at California | 2/7/26 | | | | | | | | | | | | | | | | | | |
| VIRGINIA TECH | 2/11/26 | | | | | | | | | | | | | | | | | | |
| at Duke | 2/14/26 | | | | | | | | | | | | | | | | | | |
| at Wake Forest | 2/18/26 | | | | | | | | | | | | | | | | | | |
| FLORIDA STATE | 2/21/26 | | | | | | | | | | | | | | | | | | |
| LOUISVILLE | 2/28/26 | | | | | | | | | | | | | | | | | | |
| at North Carolina | 3/3/26 | | | | | | | | | | | | | | | | | | |
| GEORGIA TECH | 3/7/26 | | | | | | | | | | | | | | | | | | |
| Totals | | | | | | | | | | | | | | | | | | | |

| THOMAS SEASON HIGHS | | |
|---------------------|----|---------------------------------------|
| PTS | 6 | vs. North Alabama (11/17/25) |
| FG | 2 | 2x, last vs. North Alabama (11/17/25) |
| 3FG | 2 | vs. North Alabama (11/17/25) |
| FT | 2 | vs. New Hampshire (11/3/25) |
| OR | 1 | 2x, last vs. SMU (1/7/26) |
| DR | 2 | vs. New Hampshire (11/3/25) |
| TR | 2 | vs. New Hampshire (11/3/25) |
| AST | -- | |
| STL | -- | |
| BLK | -- | |
| MIN | 13 | vs. Alabama A&M (11/28/25) |

| THOMAS CAREER HIGHS | | |
|---------------------|----|---------------------------------------|
| PTS | 6 | vs. North Alabama (11/17/25) |
| FG | 2 | 2x, last vs. North Alabama (11/17/25) |
| 3FG | 2 | vs. North Alabama (11/17/25) |
| FT | 2 | vs. New Hampshire (11/3/25) |
| OR | 1 | 2x, last vs. SMU (1/7/26) |
| DR | 2 | vs. New Hampshire (11/3/25) |
| TR | 2 | vs. New Hampshire (11/3/25) |
| AST | -- | |
| STL | -- | |
| BLK | -- | |
| MIN | 13 | vs. Alabama A&M (11/28/25) |

| DALLAS THOMAS CAREER STATS | | | | | | | | | | | | | | | | | | | | | | | | | |
|----------------------------|---------|----|----|------|-------------|-----|------|------|-----|------|----|-----|------------|----|----------|-----|------|----|----|---|----|-----|-----|------|------|
| Year | Team | GP | GS | Min. | Field Goals | | | 3-PT | | | FT | FTA | Pct. | OR | Rebounds | | Avg. | PF | DQ | A | TO | Blk | Stl | Pts. | Avg. |
| | | | | | FG | FGA | Pct. | FG | FGA | Pct. | | | | | DR | TOT | | | | | | | | | |
| 2024-25 | Clemson | | | | | | | | | | | | REDSHIRTED | | | | | | | | | | | | |
| 2025-26 | Clemson | 13 | 0 | 57 | 9 | 17 | .529 | 6 | 12 | .500 | 3 | 6 | .500 | 2 | 4 | 6 | 0.5 | 4 | 0 | 1 | 4 | 0 | 0 | 27 | 2.1 |
| TOTAL | | 13 | 0 | 57 | 9 | 17 | .529 | 6 | 12 | .500 | 3 | 6 | .500 | 2 | 4 | 6 | 0.5 | 4 | 0 | 1 | 4 | 0 | 0 | 27 | 2.1 |

Major: Pre-Business ... Son of Raleen and Rick Wahlin ... Appeared in career-best 33 games and made career-high 23 starts last season for Utah ... Averaged career-bests in points (6.3), rebounds (4.9) and assists (1.5) ... Career-high 16 points in an 83-62 win over Oklahoma State (1/11/25) ... Father Rick played football at BYU ('90), sister Malery [Pearson] played volleyball at BYU (2014), sister Cassidy [Langi] played volleyball at Utah Valley (2011-14), grandfather Marvin Wahlin was an all-conference back at Arizona State and was drafted by the Chicago Bears in 1953 (Rd. 27, 318th overall), brother in law Harvey Langi played football at both Utah (2011) and BYU (2014-16) and has played in the NFL since 2017 after starting his career as an UDFA, and brother in law Colby Pearson played football at BYU (2013-16).

| JAKE WAHLIN 2025-26 GAME STATS | | | | | | | | | | | | | | | | | | |
|--------------------------------|----------|----|------|-------------|-------|-----|-------|-----|-------|----------|----|----|---|----|-----|-----|------|----|
| Opponent | Date | GS | Min. | Field Goals | | | 3-PT | | | Rebounds | | | | | | | | |
| | | | | FG | Pct. | FT | Pct. | OR | DR | TOT | PF | FO | A | TO | Blk | Stl | Pts. | |
| NEW HAMPSHIRE | 11/3/25 | * | 17 | 3-4 | .750 | 2-2 | 1.000 | 3-3 | 1.000 | 1 | 3 | 4 | 2 | 0 | 1 | 0 | 0 | 11 |
| GARDNER-WEBB | 11/7/25 | * | 18 | 3-5 | .600 | 0-2 | .000 | 0-0 | .000 | 0 | 2 | 2 | 0 | 0 | 2 | 1 | 1 | 6 |
| MOREHEAD STATE | 11/11/25 | * | 24 | 5-7 | .714 | 4-6 | .667 | 0-0 | .000 | 0 | 4 | 4 | 2 | 0 | 2 | 0 | 0 | 14 |
| at Georgetown | 11/15/25 | * | 31 | 3-7 | .429 | 2-5 | .400 | 0-0 | .000 | 3 | 4 | 7 | 4 | 0 | 0 | 1 | 1 | 8 |
| NORTH ALABAMA | 11/17/25 | * | 25 | 3-7 | .429 | 2-6 | .333 | 0-0 | .000 | 3 | 7 | 10 | 2 | 0 | 0 | 1 | 0 | 8 |
| vs. West Virginia | 11/21/25 | * | 19 | 1-5 | .200 | 0-3 | .000 | 1-2 | .500 | 1 | 3 | 4 | 2 | 0 | 1 | 2 | 0 | 3 |
| vs. Georgia | 11/23/25 | * | 26 | 1-4 | .250 | 0-2 | .000 | 4-6 | .667 | 1 | 3 | 4 | 1 | 0 | 0 | 0 | 1 | 6 |
| ALABAMA A&M | 11/28/25 | * | 13 | 2-2 | 1.000 | 1-1 | 1.000 | 0-1 | .000 | 0 | 2 | 2 | 3 | 0 | 0 | 1 | 0 | 5 |
| at Alabama | 12/3/25 | * | 22 | 3-5 | .600 | 0-0 | .000 | 5-5 | 1.000 | 1 | 5 | 6 | 3 | 0 | 0 | 0 | 1 | 11 |
| vs. BYU | 12/9/25 | * | 16 | 0-4 | .000 | 0-3 | .000 | 1-2 | .500 | 2 | 2 | 4 | 1 | 0 | 1 | 2 | 0 | 1 |
| MERCER | 12/13/25 | | 18 | 2-3 | .667 | 1-1 | 1.000 | 0-0 | .000 | 2 | 3 | 5 | 1 | 0 | 2 | 0 | 0 | 5 |
| SOUTH CAROLINA | 12/16/25 | * | 25 | 0-1 | .000 | 0-1 | .000 | 0-0 | .000 | 0 | 3 | 3 | 3 | 0 | 0 | 0 | 1 | 0 |
| vs. Cincinnati | 12/21/25 | * | 20 | 1-5 | .200 | 1-5 | .200 | 0-0 | .000 | 0 | 0 | 0 | 1 | 0 | 2 | 0 | 0 | 3 |
| at Syracuse | 12/31/25 | * | 24 | 3-4 | .750 | 0-0 | .000 | 0-1 | .000 | 1 | 4 | 5 | 0 | 0 | 1 | 0 | 1 | 6 |
| at Pittsburgh | 1/3/26 | * | 17 | 0-2 | .000 | 0-1 | .000 | 0-0 | .000 | 0 | 1 | 1 | 4 | 0 | 0 | 1 | 0 | 0 |
| SMU | 1/7/26 | * | 18 | 2-3 | .667 | 1-1 | 1.000 | 2-4 | .500 | 2 | 6 | 8 | 0 | 0 | 1 | 0 | 0 | 7 |
| at Notre Dame | 1/10/26 | * | 30 | 1-8 | .125 | 1-7 | .143 | 2-2 | 1.000 | 0 | 6 | 6 | 3 | 0 | 0 | 0 | 0 | 5 |
| BOSTON COLLEGE | 1/13/26 | * | 18 | 0-2 | .000 | 0-1 | .000 | 0-0 | .000 | 0 | 1 | 1 | 0 | 0 | 1 | 0 | 0 | 0 |
| MIAMI (FLA.) | 1/17/26 | * | 21 | 3-3 | 1.000 | 2-2 | 1.000 | 0-0 | .000 | 0 | 4 | 4 | 0 | 0 | 1 | 0 | 0 | 8 |
| NC STATE | 1/20/26 | * | 17 | 2-5 | .400 | 1-3 | .333 | 0-0 | .000 | 0 | 5 | 5 | 1 | 0 | 0 | 1 | 0 | 5 |
| at Georgia Tech | 1/24/26 | * | 31 | 5-10 | .500 | 3-6 | .500 | 0-0 | .000 | 0 | 8 | 8 | 1 | 0 | 1 | 0 | 1 | 13 |
| PITTSBURGH | 1/31/26 | * | 17 | 1-2 | .500 | 1-2 | .500 | 2-2 | 1.000 | 1 | 1 | 2 | 3 | 0 | 1 | 2 | 0 | 5 |
| at Stanford | 2/4/26 | * | 14 | 0-3 | .000 | 0-2 | .000 | 0-0 | .000 | 0 | 0 | 0 | 0 | 0 | 0 | 1 | 0 | 1 |
| at California | 2/7/26 | | | | | | | | | | | | | | | | | |
| VIRGINIA TECH | 2/11/26 | | | | | | | | | | | | | | | | | |
| at Duke | 2/14/26 | | | | | | | | | | | | | | | | | |
| at Wake Forest | 2/18/26 | | | | | | | | | | | | | | | | | |
| FLORIDA STATE | 2/21/26 | | | | | | | | | | | | | | | | | |
| LOUISVILLE | 2/28/26 | | | | | | | | | | | | | | | | | |
| at North Carolina | 3/3/26 | | | | | | | | | | | | | | | | | |
| GEORGIA TECH | 3/7/26 | | | | | | | | | | | | | | | | | |
| Totals | | | | | | | | | | | | | | | | | | |

| WAHLIN SEASON HIGHS | | | | | | | | | |
|---------------------|----|--------------|----------------|------------|--|--|--|--|--|
| PTS | 14 | vs. | Morehead State | (11/11/25) | | | | | |
| FG | 5 | 2x, last at | Georgia Tech | (1/24/26) | | | | | |
| 3FG | 4 | vs. | Morehead State | (11/11/25) | | | | | |
| FT | 5 | at | Alabama | (12/3/25) | | | | | |
| OR | 3 | 2x, last vs. | North Alabama | (11/17/25) | | | | | |
| DR | 8 | at | Georgia Tech | (1/24/26) | | | | | |
| TR | 10 | vs. | North Alabama | (11/17/25) | | | | | |
| AST | 2 | 4x, last vs. | Cincinnati | (12/21/25) | | | | | |
| STL | 1 | 5x, last at | Georgia Tech | (1/24/26) | | | | | |
| BLK | 1 | 5x, last at | Georgia Tech | (1/24/26) | | | | | |
| MIN | 31 | 2x, last at | Georgia Tech | (1/24/26) | | | | | |

| WAHLIN CAREER HIGHS | | | | | | | | | |
|---------------------|----|--------------|------------------|------------|--|--|--|--|--|
| PTS | 16 | vs. | Oklahoma State | (1/11/25) | | | | | |
| FG | 5 | 2x, last vs. | Morehead State | (11/11/25) | | | | | |
| 3FG | 4 | vs. | Morehead State | (11/11/25) | | | | | |
| FT | 5 | at | Alabama | (12/3/25) | | | | | |
| OR | 4 | vs. | Baylor | (1/25/25) | | | | | |
| DR | 10 | at | TCU | (1/15/25) | | | | | |
| TR | 12 | vs. | Kansas | (2/15/25) | | | | | |
| AST | 4 | 2x, last vs. | UCF | (3/11/25) | | | | | |
| STL | 6 | vs. | Central Arkansas | (11/7/24) | | | | | |
| BLK | 4 | vs. | Central Arkansas | (11/7/24) | | | | | |
| MIN | 33 | 3x, last at | UCF | (2/23/25) | | | | | |

| JAKE WAHLIN CAREER STATS | | | | | | | | | | | | | | | | | | | | | | | | | |
|--------------------------|---------|----|----|------|-------------|-----|------|------|-----|------|----|-----|------|----------|-----|-----|------|-----|----|----|----|-----|-----|------|------|
| Year | Team | GP | GS | Min. | Field Goals | | | 3-PT | | | FT | FTA | Pct. | Rebounds | | | | PF | DQ | A | TO | Blk | Stl | Pts. | Avg. |
| | | | | | FG | FGA | Pct. | FG | FGA | Pct. | | | | OR | DR | TOT | Avg. | | | | | | | | |
| 2023-24 | Utah | 20 | 0 | 114 | 6 | 20 | .300 | 1 | 11 | .091 | 1 | 4 | .250 | 11 | 18 | 29 | 1.5 | 21 | 0 | 4 | 4 | 3 | 1 | 14 | 0.7 |
| 2024-25 | Utah | 33 | 23 | 774 | 78 | 167 | .467 | 27 | 77 | .351 | 26 | 39 | .667 | 50 | 111 | 161 | 4.9 | 79 | 2 | 48 | 25 | 22 | 23 | 209 | 6.3 |
| 2025-26 | Clemson | 23 | 22 | 482 | 44 | 101 | .436 | 22 | 62 | .355 | 20 | 28 | .714 | 18 | 77 | 95 | 4.1 | 41 | 0 | 16 | 14 | 5 | 8 | 130 | 5.7 |
| TOTAL | | 76 | 45 | 1370 | 128 | 288 | .444 | 50 | 150 | .333 | 47 | 71 | .662 | 79 | 206 | 285 | 3.8 | 141 | 2 | 68 | 43 | 30 | 32 | 353 | 4.6 |

Major: Athletic Leadership ... Son of Kelly and Kirk Davidson ... father, Kirk, was a center for the Wolf Pack basketball team and his mother, Kelly (Martin), played volleyball at Nevada ... brother, Blake, is a freshmen on the team at Clemson ... 2023-24 All-Mountain West Third Team ... Posted 27 double-digit scoring games last year, including nine 20-point outings ... Has 11 career double-doubles.

| NICK DAVIDSON 2025-26 GAME STATS | | | | | | | | | | | | | | | | | | | | | |
|----------------------------------|----------|----|------|-------------|-------|------|-------|-----|-------|------|----------|-----|---|---|----|----|---|----|-----|-----|------|
| Opponent | Date | GS | Min. | Field Goals | | 3-PT | | | FT | Pct. | Rebounds | | | | PF | FO | A | TO | Blk | Stl | Pts. |
| | | | | FG | Pct. | FG | Pct. | OR | | | DR | TOT | | | | | | | | | |
| NEW HAMPSHIRE | 11/3/25 | * | 20 | 3-4 | .750 | 1-1 | 1.000 | 3-4 | .750 | 1 | 4 | 5 | 1 | 0 | 1 | 0 | 1 | 0 | 0 | 10 | |
| GARDNER-WEBB | 11/7/25 | * | 22 | 6-10 | .600 | 1-3 | .333 | 5-8 | .625 | 5 | 1 | 6 | 1 | 0 | 2 | 0 | 0 | 0 | 2 | 18 | |
| MOREHEAD STATE | 11/11/25 | * | 27 | 1-6 | .167 | 0-2 | .000 | 4-4 | 1.000 | 4 | 3 | 7 | 2 | 0 | 1 | 2 | 0 | 2 | 6 | | |
| at Georgetown | 11/15/25 | * | 31 | 6-13 | .462 | 1-4 | .250 | 0-1 | .000 | 3 | 2 | 5 | 3 | 0 | 0 | 1 | 0 | 0 | 13 | | |
| NORTH ALABAMA | 11/17/25 | * | 17 | 1-3 | .333 | 0-1 | .000 | 0-0 | .000 | 0 | 1 | 1 | 0 | 0 | 3 | 2 | 1 | 0 | 2 | | |
| vs. West Virginia | 11/21/25 | * | 16 | 0-2 | .000 | 0-0 | .000 | 0-0 | .000 | 0 | 2 | 2 | 1 | 0 | 2 | 0 | 0 | 0 | 0 | | |
| vs. Georgia | 11/23/25 | | 22 | 1-8 | .125 | 0-1 | .000 | 4-6 | .667 | 2 | 7 | 9 | 2 | 0 | 2 | 0 | 0 | 1 | 6 | | |
| ALABAMA A&M | 11/28/25 | * | 16 | 2-5 | .400 | 0-1 | .000 | 2-2 | 1.000 | 3 | 3 | 6 | 3 | 0 | 2 | 0 | 0 | 0 | 6 | | |
| at Alabama | 12/3/25 | | 14 | 4-6 | .667 | 0-0 | .000 | 3-4 | .750 | 1 | 2 | 3 | 0 | 0 | 1 | 0 | 0 | 0 | 11 | | |
| vs. BYU | 12/9/25 | * | 21 | 2-6 | .333 | 0-3 | .000 | 2-2 | 1.000 | 2 | 2 | 4 | 0 | 0 | 3 | 1 | 1 | 0 | 6 | | |
| MERCER | 12/13/25 | * | 32 | 5-6 | .833 | 1-2 | .500 | 1-2 | .500 | 1 | 4 | 5 | 2 | 0 | 0 | 1 | 1 | 0 | 12 | | |
| SOUTH CAROLINA | 12/16/25 | * | 24 | 2-4 | .500 | 1-2 | .500 | 4-6 | .667 | 0 | 2 | 2 | 2 | 0 | 1 | 5 | 0 | 1 | 9 | | |
| vs. Cincinnati | 12/21/25 | | 26 | 4-5 | .800 | 2-2 | 1.000 | 0-0 | .000 | 0 | 4 | 4 | 4 | 0 | 3 | 1 | 0 | 1 | 10 | | |
| at Syracuse | 12/31/25 | | 22 | 2-5 | .400 | 0-2 | .000 | 1-2 | .500 | 1 | 3 | 4 | 3 | 0 | 1 | 1 | 0 | 1 | 5 | | |
| at Pittsburgh | 1/3/26 | | 19 | 5-7 | .714 | 1-3 | .333 | 3-4 | .750 | 1 | 2 | 3 | 3 | 0 | 2 | 1 | 0 | 0 | 14 | | |
| SMU | 1/7/26 | | 26 | 2-6 | .333 | 0-2 | .000 | 5-6 | .833 | 1 | 3 | 4 | 1 | 0 | 0 | 0 | 0 | 0 | 9 | | |
| at Notre Dame | 1/10/26 | | 13 | 1-3 | .333 | 1-2 | .500 | 0-0 | .000 | 0 | 3 | 3 | 3 | 0 | 0 | 0 | 1 | 0 | 3 | | |
| BOSTON COLLEGE | 1/13/26 | | 25 | 8-11 | .727 | 4-6 | .667 | 5-5 | 1.000 | 1 | 2 | 3 | 4 | 0 | 0 | 2 | 1 | 2 | 25 | | |
| MIAMI (FLA.) | 1/17/26 | | 20 | 3-7 | .429 | 0-1 | .000 | 1-3 | .333 | 1 | 3 | 4 | 0 | 0 | 1 | 1 | 1 | 2 | 7 | | |
| NC STATE | 1/20/26 | | 14 | 3-3 | 1.000 | 0-0 | .000 | 0-0 | .000 | 2 | 0 | 2 | 1 | 0 | 0 | 2 | 0 | 0 | 6 | | |
| at Georgia Tech | 1/24/26 | | 30 | 5-10 | .500 | 1-4 | .250 | 2-3 | .667 | 2 | 4 | 6 | 2 | 0 | 0 | 2 | 2 | 0 | 13 | | |
| PITTSBURGH | 1/31/26 | | 24 | 5-8 | .625 | 2-4 | .500 | 0-0 | .000 | 0 | 2 | 2 | 4 | 0 | 1 | 2 | 0 | 0 | 12 | | |
| at Stanford | 2/4/26 | | 30 | 5-6 | .833 | 2-2 | 1.000 | 4-5 | .800 | 1 | 6 | 7 | 1 | 0 | 0 | 0 | 1 | 0 | 16 | | |
| at California | 2/7/26 | | | | | | | | | | | | | | | | | | | | |
| VIRGINIA TECH | 2/11/26 | | | | | | | | | | | | | | | | | | | | |
| at Duke | 2/14/26 | | | | | | | | | | | | | | | | | | | | |
| at Wake Forest | 2/18/26 | | | | | | | | | | | | | | | | | | | | |
| FLORIDA STATE | 2/21/26 | | | | | | | | | | | | | | | | | | | | |
| LOUISVILLE | 2/28/26 | | | | | | | | | | | | | | | | | | | | |
| at North Carolina | 3/3/26 | | | | | | | | | | | | | | | | | | | | |
| GEORGIA TECH | 3/7/26 | | | | | | | | | | | | | | | | | | | | |
| Totals | | | | | | | | | | | | | | | | | | | | | |

| DAVIDSON SEASON HIGHS | | |
|-----------------------|----|---------------------------------------|
| PTS | 25 | vs. Boston College (1/13/26) |
| FG | 8 | vs. Boston College (1/13/26) |
| 3FG | 4 | vs. Boston College (1/13/26) |
| FT | 5 | 2x, last vs. Boston College (1/13/26) |
| OR | 5 | vs. Gardner-Webb (11/7/25) |
| DR | 7 | vs. Georgia (11/23/25) |
| TR | 9 | vs. Georgia (11/23/25) |
| AST | 3 | 3x, last vs. Cincinnati (12/21/25) |
| STL | 2 | 4x, last vs. Miami (1/17/26) |
| BLK | 2 | at Georgia Tech (11/24/26) |
| MIN | 32 | vs. Mercer (12/13/25) |
| DAVIDSON CAREER HIGHS | | |
| PTS | 26 | vs. Sam Houston State (11/4/24) |
| FG | 10 | 2x, last vs. Fresno State (2/10/25) |
| 3FG | 4 | 2x, last vs. Boston College (1/13/26) |
| FT | 9 | vs. Wyoming (12/25/25) |
| OR | 7 | 3x, last at Fresno State (1/11/25) |
| DR | 13 | vs. Temple (12/21/23) |
| TR | 16 | vs. Temple (12/21/23) |
| AST | 7 | vs. Texas Southern (12/14/24) |
| STL | 3 | 3x, last vs. Boise State (2/22/25) |
| BLK | 5 | at New Mexico (1/3/25) |
| MIN | 41 | at New Mexico (1/3/25) |

| NICK DAVIDSON CAREER STATS | | | | | | | | | | | | | | | | | | | | | | | | | |
|----------------------------|---------|-------------|----|------|-----|-----|------|------|-----|------|----------|-----|------|-----|-----|-----|------|-----|----|-----|-----|-----|-----|------|------|
| Year | Team | Field Goals | | | | | | 3-PT | | | Rebounds | | | | | | | PF | DQ | A | TO | Blk | Stl | Pts. | Avg. |
| | | GP | GS | Min. | FG | FGA | Pct. | FG | FGA | Pct. | FT | FTA | Pct. | OR | DR | TOT | Avg. | | | | | | | | |
| 2021-22 | Nevada | REDSHIRTED | | | | | | | | | | | | | | | | | | | | | | | |
| 2022-23 | Nevada | 33 | 0 | 579 | 68 | 154 | .442 | 24 | 67 | .358 | 69 | 86 | .802 | 49 | 85 | 134 | 4.1 | 84 | 3 | 14 | 27 | 16 | 14 | 229 | 6.9 |
| 2023-24 | Nevada | 34 | 34 | 985 | 151 | 277 | .545 | 26 | 89 | .292 | 87 | 115 | .757 | 62 | 186 | 248 | 7.3 | 85 | 1 | 46 | 43 | 24 | 25 | 415 | 12.2 |
| 2024-25 | Nevada | 33 | 33 | 1096 | 176 | 352 | .500 | 46 | 124 | .371 | 123 | 176 | .699 | 61 | 153 | 214 | 6.5 | 79 | 2 | 92 | 63 | 39 | 27 | 521 | 15.8 |
| 2025-26 | Clemson | 23 | 10 | 511 | 76 | 144 | .528 | 18 | 48 | .375 | 49 | 67 | .731 | 32 | 65 | 97 | 4.2 | 43 | 0 | 26 | 24 | 10 | 12 | 219 | 9.5 |
| TOTAL | | 123 | 77 | 3171 | 471 | 927 | .508 | 114 | 328 | .348 | 328 | 444 | .739 | 204 | 489 | 693 | 5.6 | 291 | 6 | 178 | 157 | 89 | 78 | 1384 | 11.3 |

| BLAKE DAVIDSON 2025-26 GAME STATS | | | | | | | | | | | | | | | | | | | DAVIDSON SEASON HIGHS | | | | | |
|-----------------------------------|----------|-------------|------|----|------|------|------|----------|------|----|----|-----|----|----|---|----|-----|-----|-----------------------|-----------------------|----|--|--|--|
| Opponent | Date | Field Goals | | | | 3-PT | | Rebounds | | | | | | | | | | | PTS | | | | | |
| | | GS | Min. | FG | Pct. | FG | Pct. | FT | Pct. | OR | DR | TOT | PF | FO | A | TO | Blk | Stl | Pts. | | | | | |
| NEW HAMPSHIRE | 11/3/25 | | | | | | | | | | | | | | | | | | | PTS | -- | | | |
| GARDNER-WEBB | 11/7/25 | | | | | | | | | | | | | | | | | | | FG | -- | | | |
| MOREHEAD STATE | 11/11/25 | | | | | | | | | | | | | | | | | | | 3FG | -- | | | |
| at Georgetown | 11/15/25 | | | | | | | | | | | | | | | | | | | FT | -- | | | |
| NORTH ALABAMA | 11/17/25 | | | | | | | | | | | | | | | | | | | OR | -- | | | |
| vs. West Virginia | 11/21/25 | | | | | | | | | | | | | | | | | | | DR | -- | | | |
| vs. Georgia or Xavier | 11/23/25 | | | | | | | | | | | | | | | | | | | TR | -- | | | |
| ALABAMA A&M | 11/28/25 | | | | | | | | | | | | | | | | | | | AST | -- | | | |
| at Alabama | 12/3/25 | | | | | | | | | | | | | | | | | | | STL | -- | | | |
| vs. BYU | 12/9/25 | | | | | | | | | | | | | | | | | | | BLK | -- | | | |
| MERCER | 12/13/25 | | | | | | | | | | | | | | | | | | | MIN | -- | | | |
| SOUTH CAROLINA | 12/16/25 | | | | | | | | | | | | | | | | | | | DAVIDSON CAREER HIGHS | | | | |
| vs. Cincinnati | 12/21/25 | | | | | | | | | | | | | | | | | | | PTS | -- | | | |
| at Syracuse | 12/31/25 | | | | | | | | | | | | | | | | | | | FG | -- | | | |
| at Pittsburgh | 1/3/26 | | | | | | | | | | | | | | | | | | | 3FG | -- | | | |
| SMU | 1/7/26 | | | | | | | | | | | | | | | | | | | FT | -- | | | |
| at Notre Dame | 1/10/26 | | | | | | | | | | | | | | | | | | | OR | -- | | | |
| BOSTON COLLEGE | 1/13/26 | | | | | | | | | | | | | | | | | | | DR | -- | | | |
| MIAMI (FLA.) | 1/17/26 | | | | | | | | | | | | | | | | | | | TR | -- | | | |
| NC STATE | 1/20/26 | | | | | | | | | | | | | | | | | | | AST | -- | | | |
| at Georgia Tech | 1/24/26 | | | | | | | | | | | | | | | | | | | STL | -- | | | |
| PITTSBURGH | 1/31/26 | | | | | | | | | | | | | | | | | | | BLK | -- | | | |
| at Stanford | 2/4/26 | | | | | | | | | | | | | | | | | | | MIN | -- | | | |
| at California | 2/7/26 | | | | | | | | | | | | | | | | | | | | | | | |
| VIRGINIA TECH | 2/11/26 | | | | | | | | | | | | | | | | | | | | | | | |
| at Duke | 2/14/26 | | | | | | | | | | | | | | | | | | | | | | | |
| at Wake Forest | 2/18/26 | | | | | | | | | | | | | | | | | | | | | | | |
| FLORIDA STATE | 2/21/26 | | | | | | | | | | | | | | | | | | | | | | | |
| LOUISVILLE | 2/28/26 | | | | | | | | | | | | | | | | | | | | | | | |
| at North Carolina | 3/3/26 | | | | | | | | | | | | | | | | | | | | | | | |
| GEORGIA TECH | 3/7/26 | | | | | | | | | | | | | | | | | | | | | | | |
| Totals | | | | | | | | | | | | | | | | | | | | | | | | |

| BLAKE DAVIDSON CAREER STATS | | | | | | | | | | | | | | | | | | | | | | |
|-----------------------------|---------|-------------|----|------|----|------|------|----------|-----|------|----|-----|------|----|----|-----|------|----|----|---|----|-----|
| Year | Team | Field Goals | | | | 3-PT | | Rebounds | | | | | | | | | | | | | | |
| | | GP | GS | Min. | FG | FGA | Pct. | FG | FGA | Pct. | FT | FTA | Pct. | OR | DR | TOT | Avg. | PF | DQ | A | TO | Blk |
| 2025-26 | Clemson | | | | | | | | | | | | | | | | | | | | | |
| TOTAL | | | | | | | | | | | | | | | | | | | | | | |

Major: Communication ... Son of Regina and Greg Buckner ... Ranked as a three-star, according to On3 ... Buckner is the son of former Littlejohn Legend Greg Buckner who played for the Tigers from 1994-98 ... He averaged 8.8 points per game with All Ohio Red on the EYBL Circuit. Buckner boasted nearly a 2:1 assist/turnover ratio through 24 games on the circuit. He exploded for a 29-point performance at Peach Jam in July.

| ACE BUCKNER 2025-26 GAME STATS | | | | | | | | | | | | | | | | | | | |
|--------------------------------|----------|----|------|-------------|-------|-----|-------|-----|-------|----------|----|-----|----|----|---|----|-----|-----|------|
| Opponent | Date | GS | Min. | Field Goals | | | 3-PT | | | Rebounds | | | | | | | | | |
| | | | | FG | Pct. | FG | Pct. | FT | Pct. | OR | DR | TOT | PF | FO | A | TO | Blk | Stl | Pts. |
| NEW HAMPSHIRE | 11/3/25 | | 20 | 6-7 | .857 | 0-1 | .000 | 6-7 | .857 | 0 | 3 | 3 | 2 | 0 | 2 | 1 | 1 | 0 | 18 |
| GARDNER-WEBB | 11/7/25 | | 16 | 5-11 | .455 | 1-5 | .200 | 0-0 | .000 | 2 | 0 | 2 | 4 | 0 | 3 | 0 | 0 | 0 | 11 |
| MOREHEAD STATE | 11/11/25 | | 22 | 4-8 | .500 | 0-4 | .000 | 4-5 | .800 | 1 | 4 | 5 | 2 | 0 | 2 | 0 | 0 | 1 | 12 |
| at Georgetown | 11/15/25 | | 19 | 2-7 | .286 | 0-2 | .000 | 2-3 | .667 | 0 | 3 | 3 | 1 | 0 | 3 | 1 | 0 | 0 | 6 |
| NORTH ALABAMA | 11/17/25 | * | 16 | 2-5 | .400 | 1-4 | .250 | 3-4 | .750 | 3 | 4 | 7 | 1 | 0 | 2 | 1 | 0 | 2 | 8 |
| vs. West Virginia | 11/21/25 | | 13 | 1-4 | .250 | 0-2 | .000 | 0-0 | .000 | 1 | 2 | 3 | 0 | 0 | 0 | 1 | 0 | 0 | 2 |
| vs. Georgia | 11/23/25 | | 15 | 2-5 | .400 | 0-2 | .000 | 0-0 | .000 | 1 | 5 | 6 | 2 | 0 | 2 | 3 | 0 | 1 | 4 |
| ALABAMA A&M | 11/28/25 | | 15 | 2-5 | .400 | 0-3 | .000 | 1-2 | .500 | 1 | 2 | 3 | 2 | 0 | 0 | 2 | 0 | 0 | 5 |
| at Alabama | 12/3/25 | | 13 | 1-5 | .200 | 1-1 | 1.000 | 0-0 | .000 | 3 | 1 | 4 | 2 | 0 | 0 | 0 | 0 | 1 | 3 |
| vs. BYU | 12/9/25 | | 4 | 0-1 | .000 | 0-1 | .000 | 0-0 | .000 | 0 | 0 | 0 | 1 | 0 | 0 | 0 | 0 | 0 | 0 |
| MERCER | 12/13/25 | | 5 | 0-1 | .000 | 0-1 | .000 | 0-0 | .000 | 0 | 0 | 0 | 1 | 0 | 1 | 0 | 0 | 0 | 0 |
| SOUTH CAROLINA | 12/16/25 | | 30 | 7-12 | .583 | 1-3 | .333 | 4-4 | 1.000 | 1 | 6 | 7 | 3 | 0 | 1 | 0 | 0 | 2 | 19 |
| vs. Cincinnati | 12/21/25 | | 27 | 5-11 | .455 | 1-2 | .500 | 1-2 | .500 | 0 | 2 | 2 | 0 | 0 | 3 | 1 | 0 | 1 | 12 |
| at Syracuse | 12/31/25 | | 19 | 3-10 | .300 | 0-2 | .000 | 2-3 | .667 | 0 | 1 | 1 | 1 | 0 | 0 | 1 | 0 | 3 | 8 |
| at Pittsburgh | 1/3/26 | | 14 | 0-1 | .000 | 0-0 | .000 | 2-2 | 1.000 | 0 | 0 | 0 | 1 | 0 | 1 | 1 | 0 | 2 | 2 |
| SMU | 1/7/26 | | 8 | 1-2 | .500 | 0-0 | .000 | 0-0 | .000 | 0 | 0 | 0 | 3 | 0 | 0 | 0 | 0 | 0 | 2 |
| at Notre Dame | 1/10/26 | | 13 | 2-7 | .286 | 1-3 | .333 | 0-0 | .000 | 1 | 2 | 3 | 1 | 0 | 1 | 1 | 0 | 0 | 5 |
| BOSTON COLLEGE | 1/13/26 | | 15 | 2-6 | .333 | 1-3 | .333 | 1-1 | 1.000 | 0 | 1 | 1 | 3 | 0 | 1 | 1 | 0 | 3 | 6 |
| MIAMI (FLA.) | 1/17/26 | | 10 | 2-2 | 1.000 | 1-1 | 1.000 | 0-0 | .000 | 0 | 0 | 0 | 0 | 0 | 0 | 1 | 0 | 0 | 5 |
| NC STATE | 1/20/26 | | 20 | 4-7 | .571 | 1-4 | .250 | 3-3 | 1.000 | 0 | 2 | 2 | 3 | 0 | 1 | 3 | 0 | 0 | 12 |
| at Georgia Tech | 1/24/26 | | 21 | 5-7 | .714 | 2-3 | .667 | 0-0 | .000 | 1 | 3 | 4 | 3 | 0 | 4 | 3 | 1 | 0 | 12 |
| PITTSBURGH | 1/31/26 | | 28 | 1-2 | .500 | 1-2 | .500 | 1-2 | .500 | 0 | 2 | 2 | 0 | 4 | 0 | 0 | 0 | 1 | 4 |
| at Stanford | 2/4/26 | | 21 | 3-6 | .500 | 1-2 | .500 | 4-4 | 1.000 | 0 | 3 | 3 | 0 | 0 | 2 | 0 | 0 | 0 | 11 |
| at California | 2/7/26 | | | | | | | | | | | | | | | | | | |
| VIRGINIA TECH | 2/11/26 | | | | | | | | | | | | | | | | | | |
| at Duke | 2/14/26 | | | | | | | | | | | | | | | | | | |
| at Wake Forest | 2/18/26 | | | | | | | | | | | | | | | | | | |
| FLORIDA STATE | 2/21/26 | | | | | | | | | | | | | | | | | | |
| LOUISVILLE | 2/28/26 | | | | | | | | | | | | | | | | | | |
| at North Carolina | 3/3/26 | | | | | | | | | | | | | | | | | | |
| GEORGIA TECH | 3/7/26 | | | | | | | | | | | | | | | | | | |
| Totals | | | | | | | | | | | | | | | | | | | |

| BUCKNER SEASON HIGHS | | |
|----------------------|----|--|
| PTS | 19 | vs. South Carolina (12/16/25) |
| FG | 7 | vs. South Carolina (12/16/25) |
| 3FG | 2 | at Georgia Tech (1/24/26) |
| FT | 6 | vs. New Hampshire (11/3/25) |
| OR | 3 | 2x, last at Alabama (12/3/25) |
| DR | 6 | vs. South Carolina (12/16/25) |
| TR | 7 | 2x, last vs. South Carolina (12/16/25) |
| AST | 4 | at Georgia Tech (1/24/26) |
| STL | 3 | 2x, last vs. Boston College (1/13/26) |
| BLK | 1 | 2x, last at Georgia Tech (1/24/26) |
| MIN | 30 | vs. South Carolina (12/16/25) |

| BUCKNER CAREER HIGHS | | |
|----------------------|----|--|
| PTS | 19 | vs. South Carolina (12/16/25) |
| FG | 7 | vs. South Carolina (12/16/25) |
| 3FG | 2 | at Georgia Tech (1/24/26) |
| FT | 6 | vs. New Hampshire (11/3/25) |
| OR | 3 | 2x, last at Alabama (12/3/25) |
| DR | 6 | vs. South Carolina (12/16/25) |
| TR | 7 | 2x, last vs. South Carolina (12/16/25) |
| AST | 4 | at Georgia Tech (1/24/26) |
| STL | 3 | at Syracuse (12/31/25) |
| BLK | 1 | 2x, last at Georgia Tech (1/24/26) |
| MIN | 30 | vs. South Carolina (12/16/25) |

| ACE BUCKNER CAREER STATS | | | | | | | | | | | | | | | | | | | | | |
|--------------------------|---------|----|----|------|-------------|-----|------|------|-----|------|----|-----|------|------------|----|-----|------|----|----|----|----|
| Year | Team | GP | GS | Min. | Field Goals | | | 3-PT | | | FT | FTA | Pct. | Rebounds | | | | PF | DQ | A | TO |
| | | | | | FG | FGA | Pct. | FG | FGA | Pct. | | | | OR | DR | TOT | Avg. | | | | |
| 2024-25 | Clemson | | | | | | | | | | | | | REDSHIRTED | | | | | | | |
| 2025-26 | Clemson | 23 | 1 | 385 | 60 | 132 | .455 | 13 | 51 | .255 | 34 | 42 | .810 | 15 | 46 | 61 | 2.7 | 36 | 0 | 33 | 21 |
| TOTAL | | 23 | 1 | 385 | 60 | 132 | .455 | 13 | 51 | .255 | 34 | 42 | .810 | 15 | 46 | 61 | 2.7 | 36 | 0 | 33 | 21 |

Major: Economics ... Son of Kylie and Derrick Welling ... has three brothers, Hayden, Sawyer and Beckham ... 2024-25 WAC Defensive Player of the Year ... 2024-25 All-WAC Second Team ... 57 blocks last season ranked tied for fourth all-time in a single season in UVU history ... Season-high 24 points at Seattle last season ... Scored in double-figures 21 times and had five 20-point games.

| CARTER WELLING 2025-26 GAME STATS | | | | | | | | | | | | | | | | | | | | |
|-----------------------------------|----------|----|------|-------------|-------|-----|-------|------|-------|------|----------|----|-----|----|----|---|----|-----|-----|------|
| Opponent | Date | GS | Min. | Field Goals | | | 3-PT | | FT | Pct. | Rebounds | | | PF | FO | A | TO | Blk | Stl | Pts. |
| | | | | FG | Pct. | FG | Pct. | FT | | | OR | DR | TOT | | | | | | | |
| NEW HAMPSHIRE | 11/3/25 | | 15 | 4-5 | .800 | 0-1 | .000 | 2-6 | .333 | 2 | 3 | 5 | 0 | 2 | 0 | 0 | 0 | 0 | 0 | 10 |
| GARDNER-WEBB | 11/7/25 | | 15 | 6-9 | .667 | 1-1 | 1.000 | 1-3 | .333 | 5 | 6 | 11 | 1 | 0 | 0 | 1 | 0 | 0 | 0 | 14 |
| MOREHEAD STATE | 11/11/25 | | 11 | 2-2 | 1.000 | 0-0 | .000 | 2-3 | .667 | 0 | 2 | 2 | 3 | 0 | 1 | 0 | 1 | 0 | 0 | 6 |
| at Georgetown | 11/15/25 | | 27 | 5-8 | .625 | 1-3 | .333 | 3-5 | .600 | 1 | 4 | 5 | 4 | 0 | 3 | 1 | 2 | 1 | 1 | 14 |
| NORTH ALABAMA | 11/17/25 | * | 27 | 4-6 | .667 | 0-1 | .000 | 5-6 | .833 | 5 | 4 | 9 | 1 | 0 | 0 | 4 | 2 | 0 | 0 | 13 |
| vs. West Virginia | 11/21/25 | * | 24 | 4-7 | .571 | 2-3 | .667 | 3-4 | .750 | 1 | 7 | 8 | 1 | 0 | 2 | 4 | 1 | 0 | 0 | 13 |
| vs. Georgia | 11/23/25 | * | 22 | 5-10 | .500 | 1-2 | .500 | 0-0 | .000 | 1 | 4 | 5 | 3 | 0 | 2 | 1 | 0 | 1 | 1 | 11 |
| ALABAMA A&M | 11/28/25 | | 18 | 2-3 | .667 | 0-1 | .000 | 8-8 | 1.000 | 0 | 7 | 7 | 1 | 0 | 3 | 1 | 1 | 0 | 0 | 12 |
| at Alabama | 12/3/25 | * | 17 | 1-5 | .200 | 0-1 | .000 | 0-0 | .000 | 2 | 2 | 4 | 2 | 0 | 0 | 2 | 0 | 0 | 2 | 2 |
| vs. BYU | 12/9/25 | * | 20 | 2-9 | .222 | 1-4 | .250 | 4-4 | 1.000 | 3 | 3 | 6 | 3 | 0 | 1 | 1 | 1 | 1 | 1 | 9 |
| MERCER | 12/13/25 | | 15 | 1-6 | .167 | 0-1 | .000 | 2-2 | 1.000 | 0 | 1 | 1 | 0 | 0 | 0 | 0 | 0 | 0 | 3 | 4 |
| SOUTH CAROLINA | 12/16/25 | | 29 | 5-7 | .714 | 1-2 | .500 | 5-13 | .385 | 1 | 3 | 4 | 2 | 0 | 0 | 0 | 0 | 0 | 3 | 16 |
| vs. Cincinnati | 12/21/25 | * | 21 | 4-8 | .500 | 2-4 | .500 | 2-3 | .667 | 1 | 4 | 5 | 0 | 0 | 0 | 1 | 0 | 1 | 1 | 12 |
| at Syracuse | 12/31/25 | * | 27 | 2-9 | .222 | 0-2 | .000 | 3-5 | .600 | 1 | 4 | 5 | 2 | 0 | 2 | 1 | 0 | 2 | 7 | 7 |
| at Pittsburgh | 1/3/26 | * | 28 | 2-5 | .400 | 0-2 | .000 | 4-5 | .800 | 1 | 9 | 10 | 5 | 0 | 0 | 4 | 2 | 1 | 8 | 8 |
| SMU | 1/7/26 | * | 15 | 2-8 | .250 | 0-3 | .000 | 2-3 | .667 | 3 | 3 | 6 | 4 | 0 | 4 | 1 | 0 | 0 | 2 | 6 |
| at Notre Dame | 1/10/26 | * | 27 | 5-9 | .556 | 1-2 | .500 | 3-4 | .750 | 2 | 4 | 6 | 3 | 0 | 3 | 2 | 0 | 0 | 0 | 14 |
| BOSTON COLLEGE | 1/13/26 | * | 31 | 4-9 | .444 | 0-1 | .000 | 2-4 | .500 | 1 | 7 | 8 | 0 | 0 | 3 | 0 | 2 | 1 | 1 | 10 |
| MIAMI (FLA.) | 1/17/26 | * | 29 | 6-10 | .600 | 2-3 | .667 | 4-4 | 1.000 | 2 | 7 | 9 | 3 | 0 | 1 | 2 | 0 | 0 | 0 | 18 |
| NC STATE | 1/20/26 | * | 34 | 3-5 | .600 | 0-0 | .000 | 8-12 | .667 | 3 | 6 | 9 | 4 | 0 | 2 | 1 | 0 | 0 | 0 | 14 |
| at Georgia Tech | 1/24/26 | * | 12 | 0-4 | .000 | 0-0 | .000 | 2-2 | 1.000 | 1 | 1 | 2 | 3 | 0 | 2 | 1 | 1 | 0 | 0 | 2 |
| PITTSBURGH | 1/31/26 | * | 18 | 3-7 | .429 | 0-2 | .000 | 6-6 | 1.000 | 0 | 1 | 1 | 3 | 0 | 0 | 2 | 0 | 1 | 1 | 12 |
| at Stanford | 2/4/26 | * | 19 | 2-5 | .400 | 0-1 | .000 | 0-0 | .000 | 1 | 7 | 8 | 3 | 0 | 1 | 3 | 0 | 2 | 4 | 4 |
| at California | 2/7/26 | | | | | | | | | | | | | | | | | | | |
| VIRGINIA TECH | 2/11/26 | | | | | | | | | | | | | | | | | | | |
| at Duke | 2/14/26 | | | | | | | | | | | | | | | | | | | |
| at Wake Forest | 2/18/26 | | | | | | | | | | | | | | | | | | | |
| FLORIDA STATE | 2/21/26 | | | | | | | | | | | | | | | | | | | |
| LOUISVILLE | 2/28/26 | | | | | | | | | | | | | | | | | | | |
| at North Carolina | 3/3/26 | | | | | | | | | | | | | | | | | | | |
| GEORGIA TECH | 3/7/26 | | | | | | | | | | | | | | | | | | | |
| Totals | | | | | | | | | | | | | | | | | | | | |

| WELLING SEASON HIGHS | | |
|----------------------|----|--|
| PTS | 18 | vs. Miami (1/17/26) |
| FG | 6 | 2x, last vs. Miami (1/17/26) |
| 3FG | 2 | 3x, last vs. Miami (1/17/26) |
| FT | 8 | 2x, last vs. NC State (1/20/26) |
| OR | 5 | 2x, last vs. North Alabama (11/17/25) |
| DR | 9 | at Pittsburgh (1/3/26) |
| TR | 11 | vs. Gardner-Webb (11/7/25) |
| AST | 4 | vs. SMU (1/7/26) |
| STL | 3 | 2x, last vs. South Carolina (12/16/25) |
| BLK | 2 | 4x, last vs. Boston College (1/13/26) |
| MIN | 34 | vs. NC State (1/20/26) |
| WELLING CAREER HIGHS | | |
| PTS | 24 | at Seattle (1/25/25) |
| FG | 10 | at Seattle (1/25/25) |
| 3FG | 4 | at Weber State (12/21/24) |
| FT | 8 | 4x, last vs. NC State (1/20/26) |
| OR | 5 | 3x, last vs. North Alabama (11/17/25) |
| DR | 9 | 2x, last at Pittsburgh (1/3/26) |
| TR | 11 | 3x, last vs. Gardner-Webb (11/7/25) |
| AST | 4 | 2x, last at Utah Tech (2/20/25) |
| STL | 3 | 3x, last vs. South Carolina (12/16/25) |
| BLK | 5 | 3x, last at Weber State (12/21/24) |
| MIN | 35 | at Utah Tech (2/20/25) |

| CARTER WELLING CAREER STATS | | | | | | | | | | | | | | | | | | | | | | | | | |
|-----------------------------|-------------|-------------|----|------|-----|-----|------|------|-----|------|----------|-----|------|-----|-----|-----|------|-----|----|----|-----|-----|-----|------|------|
| Year | Team | Field Goals | | | | | | 3-PT | | | Rebounds | | | | | | | | | | | | | | |
| | | GP | GS | Min. | FG | FGA | Pct. | FG | FGA | Pct. | FT | FTA | Pct. | OR | DR | TOT | Avg. | PF | DQ | A | TO | Blk | Stl | Pts. | Avg. |
| 2023-24 | UC Irvine | 30 | 10 | 414 | 65 | 129 | .504 | 3 | 10 | .300 | 78 | 102 | .765 | 32 | 76 | 108 | 3.6 | 65 | 1 | 14 | 24 | 31 | 5 | 211 | 7.0 |
| 2024-25 | Utah Valley | 32 | 32 | 784 | 142 | 297 | .478 | 30 | 85 | .353 | 106 | 164 | .646 | 47 | 154 | 201 | 6.3 | 91 | 2 | 46 | 69 | 57 | 20 | 420 | 13.1 |
| 2025-26 | Clemson | 23 | 16 | 499 | 74 | 156 | .474 | 12 | 40 | .300 | 71 | 102 | .696 | 37 | 99 | 136 | 5.9 | 51 | 1 | 32 | 33 | 13 | 21 | 231 | 10.0 |
| TOTAL | | 85 | 58 | 1698 | 281 | 582 | .483 | 45 | 135 | .333 | 255 | 368 | .693 | 116 | 329 | 445 | 5.2 | 207 | 4 | 92 | 126 | 101 | 46 | 862 | 10.1 |

Major: Pre-Business ... Ranked as a 3-star by 247Sports ... Grandson of former Clemson big man Randy Mahaffey who played for the Tigers from 1964-67 ... As a junior, averaged 16.0 points, 10.5 rebounds and 4.3 blocks per game and helped lead Lake Norman to the Elite Eight of the NCHSAA state tournament ... Chose Clemson over Georgia, Penn State, Virginia Tech, Wake Forest and South Carolina.

| TRENT STEINOUR 2025-26 GAME STATS | | | | | | | | | | | | | | | | | | | |
|-----------------------------------|----------|----|------|-------------|------|------|------|-------|------|-------------|----|-----|----|----|---|----|-----|-----|------|
| Opponent | Date | GS | Min. | Field Goals | | 3-PT | | FT | Pct. | Rebounds | | | PF | FO | A | TO | Blk | Stl | Pts. |
| | | | | FG | Pct. | FG | Pct. | | | OR | DR | TOT | | | | | | | |
| NEW HAMPSHIRE | 11/3/25 | 5 | 0-1 | .000 | 0-0 | .000 | 2-2 | 1.000 | 0 | 2 | 2 | 2 | 0 | 0 | 0 | 0 | 0 | 0 | 2 |
| GARDNER-WEBB | 11/7/25 | 2 | 0-0 | .000 | 0-0 | .000 | 0-0 | .000 | 0 | 0 | 0 | 0 | 0 | 0 | 0 | 0 | 0 | 0 | 0 |
| MOREHEAD STATE | 11/11/25 | | | | | | | | | DNP | | | | | | | | | |
| at Georgetown | 11/15/25 | | | | | | | | | DNP | | | | | | | | | |
| NORTH ALABAMA | 11/17/25 | | | | | | | | | DNP | | | | | | | | | |
| vs. West Virginia | 11/21/25 | | | | | | | | | DNP | | | | | | | | | |
| vs. Georgia | 11/23/25 | | | | | | | | | DNP | | | | | | | | | |
| ALABAMA A&M | 11/28/25 | 4 | 1-1 | 1.000 | 0-0 | .000 | 2-4 | .500 | 0 | 0 | 0 | 0 | 0 | 0 | 0 | 0 | 0 | 0 | 4 |
| at Alabama | 12/3/25 | 1 | 0-1 | .000 | 0-0 | .000 | 0-0 | .000 | 2 | 0 | 2 | 0 | 0 | 0 | 0 | 0 | 0 | 0 | 0 |
| vs. BYU | 12/9/25 | | | | | | | | | DNP | | | | | | | | | |
| MERCER | 12/13/25 | | | | | | | | | DNP | | | | | | | | | |
| SOUTH CAROLINA | 12/16/25 | | | | | | | | | DNP | | | | | | | | | |
| vs. Cincinnati | 12/21/25 | | | | | | | | | DNP | | | | | | | | | |
| at Syracuse | 12/31/25 | | | | | | | | | DNP | | | | | | | | | |
| at Pittsburgh | 1/3/26 | | | | | | | | | DNP | | | | | | | | | |
| SMU | 1/7/26 | | | | | | | | | DNP | | | | | | | | | |
| at Notre Dame | 1/10/26 | | | | | | | | | DNP | | | | | | | | | |
| BOSTON COLLEGE | 1/13/26 | 2 | 0-1 | .000 | 0-0 | .000 | 0-0 | .000 | 1 | 1 | 2 | 0 | 0 | 0 | 0 | 1 | 0 | 0 | 0 |
| MIAMI (FLA.) | 1/17/26 | | | | | | | | | DNP | | | | | | | | | |
| NC STATE | 1/20/26 | | | | | | | | | DNP-Illness | | | | | | | | | |
| at Georgia Tech | 1/24/26 | | | | | | | | | DNP | | | | | | | | | |
| PITTSBURGH | 1/31/26 | | | | | | | | | DNP | | | | | | | | | |
| at Stanford | 2/4/26 | | | | | | | | | DNP | | | | | | | | | |
| at California | 2/7/26 | | | | | | | | | | | | | | | | | | |
| VIRGINIA TECH | 2/11/26 | | | | | | | | | | | | | | | | | | |
| at Duke | 2/14/26 | | | | | | | | | | | | | | | | | | |
| at Wake Forest | 2/18/26 | | | | | | | | | | | | | | | | | | |
| FLORIDA STATE | 2/21/26 | | | | | | | | | | | | | | | | | | |
| LOUISVILLE | 2/28/26 | | | | | | | | | | | | | | | | | | |
| at North Carolina | 3/3/26 | | | | | | | | | | | | | | | | | | |
| GEORGIA TECH | 3/7/26 | | | | | | | | | | | | | | | | | | |
| Totals | | | | | | | | | | | | | | | | | | | |

| STEINOUR SEASON HIGHS | | |
|-----------------------|----|---------------------------------------|
| PTS | 4 | vs. Alabama A&M (11/28/25) |
| FG | 1 | vs. Alabama A&M (11/28/25) |
| 3FG | -- | |
| FT | 2 | 2x, last vs. Alabama A&M (11/28/25) |
| OR | 2 | at Alabama (12/3/25) |
| DR | 2 | vs. New Hampshire (11/3/25) |
| TR | 2 | 3x, last vs. Boston College (1/13/26) |
| AST | -- | |
| STL | -- | |
| BLK | -- | |
| MIN | 5 | vs. New Hampshire (11/3/25) |

| STEINOUR CAREER HIGHS | | |
|-----------------------|----|---------------------------------------|
| PTS | 4 | vs. Alabama A&M (11/28/25) |
| FG | 1 | vs. Alabama A&M (11/28/25) |
| 3FG | -- | |
| FT | 2 | 2x, last vs. Alabama A&M (11/28/25) |
| OR | 2 | at Alabama (12/3/25) |
| DR | 2 | vs. New Hampshire (11/3/25) |
| TR | 2 | 3x, last vs. Boston College (1/13/26) |
| AST | -- | |
| STL | -- | |
| BLK | -- | |
| MIN | 5 | vs. New Hampshire (11/3/25) |

| TRENT STEINOUR CAREER STATS | | | | | | | | | | | | | | | | | | | | | | | | | |
|-----------------------------|---------|-------------|----|------|----|-----|------|------|-----|------|----------|-----|------|----|----|-----|------|----|----|---|----|-----|-----|------|------|
| Year | Team | Field Goals | | | | | | 3-PT | | | Rebounds | | | | | | | | | | | | | | |
| | | GP | GS | Min. | FG | FGA | Pct. | FG | FGA | Pct. | FT | FTA | Pct. | OR | DR | TOT | Avg. | PF | DQ | A | TO | Blk | Stl | Pts. | Avg. |
| 2025-26 | Clemson | 5 | 0 | 14 | 1 | 4 | .250 | 0 | 0 | .000 | 4 | 6 | .667 | 3 | 3 | 6 | 1.2 | 2 | 0 | 0 | 1 | 0 | 0 | 6 | 1.2 |
| TOTAL | | 5 | 0 | 14 | 1 | 4 | .250 | 0 | 0 | .000 | 4 | 6 | .667 | 3 | 3 | 6 | 1.2 | 2 | 0 | 0 | 1 | 0 | 0 | 6 | 1.2 |

MISCELLANEOUS STATS

THE LAST TIME...

A player had a triple-double
A player had a 20-point, 15-rebound game
A player had a 20-point, 20-rebound game
A player had 30+ points
A player had 40+ points
A player had 50+ points
A player had 15+ field goals
A player had 15+ free throws
A player had 20+ rebounds
A player had 15+ assists
A player had 6+ steals
A player had 8+ blocks
A player converted a four-point play
A player was perfect from the field (min. 10 FGA)
A player was perfect from the foul line (min. 10 FTA)

CLEMSON
1/26/93 vs. Maryland (Sharone Wright, 12p/14r/10b)
1/16/24 vs. Georgia Tech (PJ Hall, 31p/17r; Ian Schieffelin 20p/15r)
12/17/90 vs. SC State (Dale Davis, 22p/21r)
11/17/24 at Boise State (Chase Hunter, 30)
1/24/01 vs. Georgia Tech (Will Solomon, 41)
2/17/1916 (J.W. Stribling, 50)
1/14/87 vs. Furman (Horace Grant, 15)
1/27/13 vs. Virginia Tech (Milton Jennings, 16)
12/3/24 vs. Kentucky (Ian Schieffelin, 20)
2/13/02 vs. Wake Forest (Edward Scott, 16)
1/1/25 vs. Stanford (Dillon Hunter, 6)
2/6/16 vs. Virginia Tech (Landry Nnoko, 8)
3/5/24 vs. Syracuse (Joseph Girard III, 5:42 2H)
Never Accomplished
2/24/23 vs. Florida State (Joseph Girard III, 10-10)

A team scored 100+ points
A team scored less than 40
A team had 25+ assists
A team had 50+ rebounds
A team shot .650+ from the field
A team did not miss a free throw (min. 10 FTA)
A team did not make a three-pointer
A team had two players score 30+ points
A team had two players score 25+ points
A team had two players score 20+ points
A team had three players score 20+ points

12/22/23 vs. Queens (109)
1/23/18 at Virginia (36)
11/7/25 vs. Gardner-Webb (25)
12/18/21 vs. South Carolina (51)
2/22/20 at Boston College (.689)
12/29/23 vs. Radford (14-14)
1/26/19 at NC State (0-7)
2/13/02 vs. Wake Forest (Stockman, 30; Scott, 30)
1/13/24 vs. Boston College (Hall, 26; Girard III 26)
2/4/25 vs. Georgia Tech (Hunter, 28; Schieffelin, 23)
3/4/06 vs. Georgia Tech (Hamilton, 24; Akingbala 22; Robinson, 22)

A team had two double-doubles
A team had three double-doubles
A team had six players score 10+ points
Played an overtime game

2/27/24 vs. Pittsburgh (Schieffelin, Hall)
1/11/14 vs. Duke (McDaniels, Blossomgame, Nnoko)
12/21/25 vs. Cincinnati (Welling, Buckner, Porter, Godfrey, Hunter, Davidson)

11/23/25 vs. Georgia (97-94)
1/16/24 vs. Georgia Tech (90-93); 11/29/22 vs. Penn State (101-94); 3/2/14 vs. Maryland (77-73)
2/18/84 vs. Maryland (65-66); 2/4/25 vs. Georgia Tech (86-89)
February 2, 2026 (20)
vs. No. 24 SMU (74-70) on January 7, 2026
at No. 3 North Carolina (80-76) on Feb. 6, 2024
vs. No. 24 SMU (74-70) on January 7, 2026
at No. 3 North Carolina (80-76) on Feb. 6, 2024
vs. No. 9 Arizona (77-72) on March 28, 2024 (NCAA Tournament Sweet 16)
vs. No. 10 BYU (64-67) on December 9, 2025 (Jimmy V Classic)
vs. Duke (68-87) on January 5, 2019
vs. North Carolina (75-65) on February 18, 2001
vs. No. 2 Duke (77-71) on February 8, 2025
vs. No. 2 Duke (77-71) on February 8, 2025

OPPONENT
Never Accomplished
Not accomplished since at least 2010
1/11/06 vs. Wake Forest (Eric Williams, 22p/20r)
2/26/25 vs. Notre Dame (Markus Burton, 30)
3/12/11 vs. North Carolina (Harrison Barnes, 40)
2/24/55 at Furman (Darrell Floyd, 56)
2/24/82 at Duke (Vince Taylor, 16)
3/9/16 vs. Georgia Tech (Marcus Georges-Hunt, 15)
3/6/19 at Notre Dame (John Mooney, 20)
1/10/87 vs. Wake Forest (Tyrone "Mugsey" Bogues, 17)
2/3/07 at Georgia Tech (Javaris Crittenton, 7)
12/3/25 at Alabama (Aiden Sherrell, 8)
11/29/24 vs. Florida A&M (Shaqir O'Neal, 8:12 1H)
3/8/92 at Georgia Tech (Matt Geiger, 10-10)
11/21/18 vs. Creighton (Ty-Son Alexander, 11-11)

2/5/17 vs. Florida State (109)
11/3/25 vs. New Hampshire (38)
2/1/68 vs. Georgia Tech (35)
2/4/25 vs. Georgia Tech (56)
2/5/17 at Florida State (.661)
3/13/24 vs. Boston College (16-16)
2/1/06 at Florida State (0-9)
1/9/80 vs. Duke (Banks, 31; Gminski, 30)
1/30/18 vs. North Carolina (Johnson, 32; Berry, 27)
12/3/25 at Alabama (Philon 29; Allen 20)
1/3/24 at Miami (Fla.) (Pack 25, Omier 23, Cleveland 23)

2/4/25 vs. Georgia Tech (Ndongo, Terry)
2/28/90 vs. Duke (Henderson, Hurley, Laettner)
12/2/01 vs. Duke (L, 80-96)

MISCELLANEOUS STATS

Dunks (64): Ace Buckner (2), Nick Davidson (4), Zac Foster (5), RJ Godfrey (25), Dillon Hunter (1), Butta Johnson (1), Trent Steinhour (1), Chase Thompson (4), Jake Wahlin (5), Carter Welling (16)
Charges Taken (9): Ace Buckner (1), Nick Davidson (3), RJ Godfrey (3), Carter Welling (2)
20-Point Games (2): Nick Davidson (1), Jestin Porter (2)
30-Point Games (0): ---
Double-Doubles (2): RJ Godfrey (1), Carter Welling (1)
Double Figure Scoring (81): Ace Buckner (8), Nick Davidson (11), Zac Foster (5), RJ Godfrey (17), Dillon Hunter (8), Butta Johnson (4), Jestin Porter (9), Chase Thompson (1), Jake Wahlin (4), Carter Welling (14)
Double Figure Rebounding (4): RJ Godfrey (1), Jake Wahlin (1), Carter Welling (2)
Led Clemson in Scoring (no ties): Ace Buckner (2), Nick Davidson (3), RJ Godfrey (5), Dillon Hunter (1), Jestin Porter (5), Jake Wahlin (1), Carter Welling (2)
Led Clemson in Rebounding (no ties): Ace Buckner (1), RJ Godfrey (4), Dillon Hunter (3), Jake Wahlin (5), Carter Welling (7)
Led Clemson in Assists (no ties): Ace Buckner (2), Zac Foster (3), Dillon Hunter (10), Jestin Porter (1)
Consecutive Field Goals Made: 3 by Carter Welling (11/21/25 vs. West Virginia)
Consecutive Points Scored: 21 by Nick Davidson (1/10/26 vs. Boston College)
Consecutive Free Throws Made: 17 by Carter Welling (11/21/25 vs. West Virginia to 12/13/25 vs. Mercer)
Consecutive Three-Pointers Made: 3 by Zac Foster (11/17/25 vs. North Alabama); 3 by Jestin Porter (11/23/25 vs. Georgia)
Largest Lead: 52 vs. New Hampshire (2nd half, 0:31)
Largest Deficit: 19 at Alabama (1st half, 9:48)
Largest Halftime Deficit: 15 at Alabama (12/3/25)
Largest Deficit Overcome for Victory: 11 vs. West Virginia (11/21/25)
Most Consecutive Clemson Points: 22 vs. BYU (12/9/25)
Most Consecutive Opponent Points: 13 vs. Georgia (11/23/25)

CLEMSON'S RECORD...

| | |
|--------------------------------------|------|
| Overall | 19-4 |
| At home | 11-1 |
| On the road | 5-2 |
| At neutral sites | 3-1 |
| In overtime | 1-0 |
| Vs. ranked opponents | 1-1 |
| In games decided by 3 points or less | 5-1 |
| In games decided by 5 points or less | 6-3 |
| In games decided by 7 or more points | 12-0 |
| When leading at halftime | 15-2 |
| When trailing at halftime | 5-2 |
| When tied at halftime | 0-0 |
| When leading with 5:00 left | 17-1 |
| When trailing with 5:00 left | 2-2 |
| When leading with 1:00 left | 18-0 |
| When trailing with 1:00 left | 0-3 |
| When shooting 50% or better | 3-0 |
| When opponent shoots less than 50% | 19-4 |
| When scoring 70 or more points | 13-3 |
| When winning the rebound margin | 13-4 |
| When winning the turnover margin | 11-1 |
| When winning points in the paint | 17-1 |
| When winning bench points | 14-3 |
| In November | 7-1 |
| In December | 4-2 |
| In January | 7-1 |
| In February | 1-0 |
| In March | 0-0 |

2025-26 STARTING LINEUPS (5)

| Lineup # | Game # | G | G | G/F | F | C | G | W-L | PCT. |
|----------|-------------|--------|---------|---------|-------------|-------------|----|------|-------|
| 1 | 1-4, 8, 12 | Hunter | Porter | Wahlin | Godfrey | N. Davidson | 6 | 5-1 | .833 |
| 2 | 5 | Hunter | Buckner | Wahlin | Welling | N. Davidson | 1 | 1-0 | 1.000 |
| 3 | 6, 10 | Hunter | Porter | Wahlin | N. Davidson | Welling | 2 | 1-1 | .500 |
| 4 | 7, 9, 13-23 | Hunter | Porter | Wahlin | Godfrey | Welling | 13 | 11-2 | .846 |
| 5 | 11 | Hunter | Porter | Johnson | Godfrey | N. Davidson | 1 | 1-0 | 1.000 |



SUPERLATIVE STATS

INDIVIDUAL GAME HIGHS/INDIVIDUAL HIGHS UNDER BROWNELL

italic indicates all-time under Coach Brownell

| CLEMSON | | OPPONENT | |
|----------------|--|----------------|---|
| | HIGHS | | HIGHS |
| Points | 26, Jestin Porter, 1/10/26 at Notre Dame 33, <i>Jaron Blossomgame, 2/20/16 at NC State</i> | Points | 29, Labaron Philon, 12/3/25 at Alabama 40, <i>Harrison Barnes, 3/12/11 vs. North Carolina</i> |
| FG | 9, Jestin Porter, 1/10/26 at Notre Dame 13, <i>Jaron Blossomgame, last on 2/8/16 vs. Notre Dame</i> | FG | 9, four players, last by Ven-Allen Lubin, 1/20/26 vs. NC State 12, <i>last by Naithan George, 2/4/25 vs. Georgia Tech</i> |
| FGA | 17, Zac Foster, 12/3/25 at Alabama 24, <i>KJ McDaniels, 2/11/14 at Notre Dame</i> | FGA | 18, Davion Cunningham, 11/11/25 vs. Morehead State 26, <i>Naithan George, 2/4/25 vs. Georgia Tech</i> |
| FG Perfection | 5, RJ Godfrey, 11/7/25 vs. Gardner-Webb 7, <i>last by Ian Schieffelin, 3/4/23 vs. Notre Dame</i> | FG Perfection | 4, Somto Cyril, 11/23/25 vs. Georgia 8, <i>Mark Williams, 2/10/22 vs. Duke</i> |
| 3FG | 5, Jestin Porter, 12/9/25 vs. BYU 8, <i>Marcquise Reed, 2/21/18 at Virginia Tech*</i> | 3FG | 5, Day Day Thomas, 12/21/25 vs. Cincinnati 8, <i>Lamar Peters, 12/8/18 vs. Mississippi State</i> |
| 3FGA | 9, Jestin Porter, 11/23/25 vs. Georgia; 12/9/25 vs. BYU 20, <i>Marcquise Reed, 2/21/18 at Virginia Tech</i> | 3FGA | 10, Damarco Minor, 1/31/26 vs. Pittsburgh 16, <i>Claudell Harris Jr., 3/13/24 vs. Boston College</i> |
| 3FG Perfection | 2, five players, last by Jake Wahlin, 1/17/26 vs. Miami 5, <i>Gabe DeVoe, 11/24/17 vs. Texas Southern</i> | 3FG Perfection | 1, nine players, last by Terrance Arceneaux, 1/20/26 vs. NC State 5, <i>last by Chris Childs, 11/15/21 vs. Bryant</i> |
| FT | 8, Carter Welling, 11/28/25 vs. Alabama A&M; 1/20/26 vs. NC State 16, <i>Milton Jennings, 1/27/13 vs. Virginia Tech</i> | FT | 11, KJ Lewis, 11/15/25 at Georgetown 15, <i>Marcus Georges-Hunt, 3/9/16 at Georgia Tech</i> |
| FTA | 13, Carter Welling, 12/16/25 vs. South Carolina 18, <i>Milton Jennings, 1/27/13 vs. Virginia Tech</i> | FTA | 14, KJ Lewis, 11/15/25 at Georgetown 16, <i>Marcus Georges-Hunt, 3/9/16 at Georgia Tech</i> |
| FT Perfection | 8, Carter Welling, 11/28/25 vs. Alabama A&M 10, <i>Brevin Galloway, 2/25/23 at NC State; Joseph Girard III, 2/24/24 vs. Florida State</i> | FT Perfection | 11, Boopie Miller, 1/7/26 vs. SMU 11, <i>Boopie Miller, 1/7/26 vs. SMU</i> |
| Rebounds | 11, Carter Welling, 11/7/25 vs. Gardner-Webb; RJ Godfrey, 11/11/25 vs. Morehead State 20, <i>Ian Schieffelin, 12/3/24 vs. Kentucky</i> | Rebounds | 17, Ernest Udeh Jr., 1/17/26 vs. Miami 20, <i>John Mooney, 3/9/19 at Notre Dame</i> |
| Offensive Reb. | 7, RJ Godfrey, 11/11/25 vs. Morehead State 9, <i>Ian Schieffelin, 11/7/22 vs. The Citadel; PJ Hall, 1/16/24 vs. Georgia Tech</i> | Offensive Reb. | 5, three players, last by Roman Siulepa, 1/31/26 vs. Pittsburgh 8, <i>Jordan Murphy, 11/30/15 at Minnesota</i> |
| Assists | 7, Dillon Hunter, 1/17/26 vs. Miami 11, <i>last by Chase Hunter, 2/22/23 vs. Syracuse</i> | Assists | 7, Malik Mack, 11/15/25 at Georgetown 13, <i>Kendall Marshall, 2/18/12 at North Carolina</i> |
| Blocks | 3, RJ Godfrey, 11/21/25 vs. West Virginia 8, <i>last by Landry Nnoko, 2/6/16 at Virginia Tech</i> | Blocks | 8, Aiden Sherrell, 12/3/25 at Alabama 8, <i>Aiden Sherrell, 12/3/25 at Alabama</i> |
| Steals | 5, Jestin Porter, 1/10/26 at Notre Dame 6, <i>Avry Holmes, 2/13/16 vs. Georgia Tech</i> | Steals | 5, KJ Lewis, 11/15/25 at Georgetown 6, <i>Makai Ashton-Longford, 1/31/23 at Boston College</i> |
| Minutes | 40, Jestin Porter, 11/23/25 vs. Georgia ^^^52, <i>Chase Hunter, 2/4/25 vs. Georgia Tech</i> | Minutes | 39, Roman Siulepa, 1/3/26 at Pittsburgh; Boopie Miller, 1/7/26 vs. SMU ^^^55, <i>Naithan George, 2/4/25 vs. Georgia Tech</i> |

^ - denotes one overtime period, * - denotes school record

2025-26 TEAM HIGHS & LOWS

| CLEMSON | | OPPONENT | |
|-----------------|---|-----------------|--|
| | HIGHS | | LOWS |
| Points | 97, 11/7/25 vs. Gardner-Webb; 11/23/25 vs. Georgia | Points | 94, 11/23/25 vs. Georgia |
| 1st Half Points | 52, 11/28/25 vs. Alabama A&M | 1st Half Points | 45, 12/3/25 at Alabama |
| 2nd Half Points | 54, 12/3/25 at Alabama | 2nd Half Points | 47, 12/21/25 vs. Cincinnati |
| 1st Half FG% | 62.1, 11/28/25 vs. Alabama A&M | 1st Half FG% | 64.0, 12/13/25 vs. Mercer |
| 2nd Half FG% | 65.0, 1/17/26 vs. Miami | 2nd Half FG% | 56.0, 1/31/26 vs. Pittsburgh |
| Scoring Margin | +50, 11/3/25 vs. New Hampshire | FG | 32, 11/23/25 vs. Georgia |
| FG | 37, 11/7/25 vs. Gardner-Webb | FGA | 66, 11/23/25 vs. Georgia |
| FGA | 77, 11/7/25 vs. Gardner-Webb | FG% | 48.5, 11/23/25 vs. Georgia |
| FG% | 54.5, 11/28/25 vs. Alabama A&M | 3FG | 12, 12/3/25 at Alabama |
| 3FG | 11, 4x, last 1/24/26 at Georgia Tech | 3FGA | 34, 12/3/25 at Alabama |
| 3FGA | 36, 11/7/25 vs. Gardner-Webb | 3FG% (Min. 10) | 42.9, 2x, last 1/24/26 at Georgia Tech |
| 3FG% (Min. 10) | 50.0, 12/21/25 vs. Cincinnati | FT | 26, 1/7/26 vs. SMU |
| FT | 30, 11/3/25 vs. New Hampshire | FTA | 32, 11/15/25 at Georgetown |
| FTA | 41, 11/3/25 vs. New Hampshire | FT% (Min. 10) | 89.7, 1/7/26 vs. SMU |
| FT% (Min. 10) | 86.7, 12/9/25 vs. BYU | Rebounds | 41, 11/11/25 vs. Morehead State |
| Rebounds | 47, 11/7/25 vs. Gardner-Webb | Offensive Reb. | 19, 11/11/25 vs. Morehead State |
| Offensive Reb. | 11, 7/7/25 vs. Gardner-Webb; 11/17/25 vs. North Alabama | Assists | 16, 11/15/25 at Georgetown |
| Rebound Margin | +21, 11/28/25 vs. Alabama A&M | Turnovers | 19, 1/13/26 vs. Boston College |
| Assists | 25, 11/7/25 vs. Gardner-Webb | Blocks | 12, 12/3/25 at Alabama |
| Turnovers | 14, 1/3/26 at Pittsburgh | Steals | 10, 3x, last 2/4/26 at Stanford |
| Blocks | 6, 2x, last 1/24/26 at Georgia Tech | Fouls | 28, 11/3/25 vs. New Hampshire |
| Steals | 12, 1/17/26 vs. Miami | | |
| Fouls | 23, 11/23/25 vs. Georgia | | |

TEAM HIGHS & LOWS UNDER BROWNELL

| CLEMSON | | OPPONENT | |
|-----------------|---|-----------------|--|
| | HIGHS | | LOWS |
| Points | 109, 12/22/23 vs. Queens | Points | 109, 2/5/17 at Florida State |
| 1st Half Points | 69, 12/22/23 vs. Queens | 1st Half Points | 51, 2/5/17 at Florida State |
| 2nd Half Points | 56, last on 1/16/18 at North Carolina | 2nd Half Points | 60, 1/3/24 at Miami (Fla.) |
| 1st Half FG% | 71.1, 12/22/23 vs. Queens | 1st Half FG% | 64.0, 3/4/12 at Florida State |
| 2nd Half FG% | 85.0, 1/12/11 vs. Georgia Tech | 2nd Half FG% | 75.0, 1/3 at Miami (Fla.) |
| Scoring Margin | +50, 11/3/25 vs. New Hampshire | FG | 41, 2/5/17 at Florida State |
| FG | 43, 12/22/23 vs. Queens | FGA | 79, 3/2/14 vs. Maryland |
| FGA | 73, 3/4/12 at Florida State | FG% | 66.1, 2/5/17 at Florida State |
| FG% | 69.2, 1/12/11 vs. Georgia Tech | 3FG | 19, 12/8/18 vs. Mississippi State |
| 3FG | 15, 1/30/18 vs. North Carolina | 3FGA | 42, 12/22/23 vs. Queens |
| 3FGA | 36, last on 2/21/18 at Virginia Tech | 3FG% (Min. 10) | 72.7, 2/7/12 vs. Maryland |
| 3FG% (Min. 10) | 78.6, 1/12/11 vs. Georgia Tech | FT | 26, 1/7/26 vs. SMU |
| FT | 32, 1/10/16 vs. Louisville | FTA | 35, 1/22/11 at Maryland |
| FTA | 46, 11/12/10 vs. Western Carolina | FT% (Min. 10) | 100.0, 3/13/24 vs. Boston College |
| FT% (Min. 10) | 100.0, 1/31/23 at Boston College (16-16) | Rebounds | 63, 3/2/14 vs. Maryland |
| Rebounds | 51, last on 12/18/21 vs. South Carolina | Offensive Reb. | 24, 1/10/16 vs. Louisville; 2/4 vs. Georgia Tech |
| Offensive Reb. | 23, last on 12/13/16 vs. SC State | Assists | 26, 2/5/17 at Florida State |
| Rebound Margin | +32, 12/29/23 vs. Radford | Turnovers | 25, 1/13 vs. The Citadel |
| Assists | 28, 2/22/23 vs. Syracuse | Blocks | 12, 12/3/25 at Alabama |
| Turnovers | 22, 2/5/17 at Florida State | Steals | 17, 12/12/20 vs. Alabama |
| Blocks | 12, last on 11/17/13 vs. South Carolina | Fouls | 32, 11/12/10 vs. Western Carolina |
| Steals | 16, 1/13 vs. The Citadel; 1/1/25 vs. Stanford | | |
| Fouls | 26, 1/17/23 at Wake Forest | | |

GAME-BY-GAME RESULTS

| Opponent | Score | By Periods | FGM-A-Pct. | 3FGM-A-Pct | FTM-A-Pct. | Reb (O-D) | PF-DQ | A | TO | BS | S | 1H-FG% | 2H-FG% | Bench |
|------------------|-----------|-----------------|-------------------|-------------------|-------------------|-------------------|-------------|-----------|-----------|----------|-----------|-------------|-------------|-----------|
| H-New Hampshire | 38 | 16-22 | 15-60-.250 | 4-27-.148 | 4-9-.444 | 30 (8-22) | 28-1 | 7 | 13 | 1 | 4 | .212 | .296 | 27 |
| CLEMSON | 88 | 43-45 | 26-51-.510 | 6-19-.316 | 30-41-.732 | 45 (7-38) | 15-0 | 13 | 6 | 4 | 2 | .500 | .519 | 43 |
| H-Gardner-Webb | 59 | 30-29 | 18-47-.383 | 6-20-.300 | 17-26-.654 | 28 (6-22) | 18-2 | 8 | 16 | 1 | 2 | .417 | .348 | 32 |
| CLEMSON | 97 | 45-52 | 37-77-.481 | 10-36-.278 | 13-20-.650 | 47 (19-28) | 16-0 | 25 | 3 | 3 | 9 | .486 | .475 | 44 |
| H-Morehead State | 56 | 20-36 | 21-62-.339 | 6-25-.240 | 8-11-.727 | 41 (19-22) | 19-0 | 7 | 11 | 3 | 3 | .226 | .452 | 16 |
| CLEMSON | 83 | 39-44 | 29-62-.468 | 11-30-.367 | 14-18-.778 | 40 (15-25) | 16-0 | 19 | 5 | 2 | 6 | .394 | .552 | 36 |
| A-Georgetown | 79 | 33-46 | 24-53-.453 | 6-17-.353 | 25-32-.781 | 35 (6-29) | 17-1 | 16 | 8 | 3 | 8 | .375 | .517 | 18 |
| CLEMSON | 74 | 36-38 | 25-61-.410 | 10-29-.345 | 14-20-.700 | 36 (11-25) | 22-0 | 14 | 10 | 3 | 4 | .406 | .414 | 34 |
| H-North Alabama | 61 | 22-39 | 22-60-.367 | 7-28-.250 | 10-15-.667 | 29 (13-16) | 14-1 | 11 | 8 | 4 | 10 | .323 | .414 | 22 |
| CLEMSON | 81 | 45-36 | 27-61-.443 | 11-35-.314 | 16-20-.800 | 45 (19-26) | 12-0 | 18 | 12 | 6 | 5 | .500 | .370 | 44 |
| N-West Virginia | 67 | 32-35 | 23-57-.404 | 9-23-.391 | 12-19-.632 | 33 (9-24) | 17-0 | 9 | 8 | 3 | 8 | .400 | .407 | 27 |
| CLEMSON | 70 | 25-45 | 24-52-.462 | 7-22-.318 | 15-19-.789 | 36 (6-30) | 15-0 | 12 | 12 | 4 | 5 | .370 | .560 | 27 |
| N-Georgia | 94 | 40-40-14 | 32-66-.485 | 9-30-.300 | 21-26-.808 | 35 (8-27) | 25-2 | 14 | 15 | 5 | 8 | .552 | .444 | 25 |
| CLEMSON | 97 | 41-39-17 | 32-69-.464 | 11-25-.440 | 22-29-.759 | 45 (15-30) | 23-0 | 12 | 13 | 0 | 8 | .469 | .419 | 34 |
| H-Alabama A&M | 56 | 22-34 | 20-54-.370 | 4-22-.182 | 12-17-.706 | 23 (3-20) | 26-2 | 5 | 11 | 1 | 4 | .290 | .478 | 24 |
| CLEMSON | 92 | 52-40 | 30-55-.545 | 8-23-.348 | 24-32-.750 | 44 (10-34) | 17-0 | 18 | 11 | 1 | 5 | .621 | .462 | 49 |
| A-Alabama | 90 | 45-45 | 28-60-.467 | 12-34-.353 | 22-31-.710 | 39 (13-26) | 19-0 | 13 | 9 | 12 | 3 | .500 | .438 | 15 |
| CLEMSON | 84 | 30-54 | 29-71-.408 | 4-19-.211 | 22-28-.786 | 43 (18-25) | 21-0 | 12 | 7 | 3 | 6 | .297 | .529 | 35 |
| N-BYU | 67 | 22-45 | 25-62-.403 | 5-23-.217 | 12-14-.857 | 36 (16-20) | 12-0 | 12 | 9 | 7 | 8 | .281 | .533 | 2 |
| CLEMSON | 64 | 43-21 | 21-58-.362 | 9-29-.310 | 13-15-.867 | 38 (17-21) | 14-0 | 15 | 12 | 5 | 7 | .452 | .259 | 24 |
| H-Mercer | 63 | 39-24 | 26-54-.481 | 6-22-.273 | 5-10-.500 | 26 (3-23) | 15-0 | 10 | 9 | 4 | 5 | .640 | .345 | 6 |
| CLEMSON | 70 | 33-37 | 25-54-.463 | 8-26-.308 | 12-16-.750 | 36 (8-28) | 13-0 | 9 | 9 | 1 | 7 | .433 | .500 | 22 |
| H-South Carolina | 61 | 27-34 | 19-51-.373 | 4-26-.154 | 19-23-.826 | 33 (9-24) | 26-1 | 10 | 14 | 1 | 7 | .393 | .348 | 14 |
| CLEMSON | 68 | 34-34 | 22-47-.468 | 5-14-.357 | 19-31-.613 | 29 (4-25) | 18-0 | 10 | 8 | 1 | 9 | .500 | .429 | 41 |
| N-Cincinnati | 65 | 18-47 | 22-58-.379 | 10-25-.400 | 11-15-.733 | 36 (10-26) | 13-0 | 9 | 12 | 4 | 5 | .261 | .457 | 23 |
| CLEMSON | 68 | 38-30 | 24-50-.480 | 10-20-.500 | 10-14-.714 | 27 (2-25) | 12-0 | 15 | 12 | 1 | 6 | .464 | .500 | 22 |
| A-Syracuse | 61 | 28-33 | 18-45-.400 | 5-15-.333 | 20-24-.833 | 30 (5-25) | 14-0 | 8 | 15 | 6 | 3 | .333 | .476 | 36 |
| CLEMSON | 64 | 29-35 | 27-56-.482 | 4-16-.250 | 6-12-.500 | 31 (7-24) | 18-0 | 9 | 12 | 2 | 10 | .419 | .560 | 18 |
| A-Pittsburgh | 68 | 35-33 | 23-52-.442 | 6-17-.353 | 16-22-.727 | 27 (6-21) | 21-1 | 9 | 10 | 0 | 10 | .500 | .406 | 19 |
| CLEMSON | 73 | 34-39 | 24-45-.533 | 7-21-.333 | 18-25-.720 | 28 (4-24) | 21-1 | 11 | 14 | 2 | 5 | .542 | .524 | 26 |
| H-SMU | 70 | 25-45 | 19-51-.373 | 6-17-.353 | 26-29-.897 | 37 (12-25) | 23-1 | 10 | 13 | 2 | 5 | .333 | .407 | 9 |
| CLEMSON | 74 | 34-40 | 24-56-.444 | 9-31-.290 | 17-24-.708 | 33 (11-22) | 20-0 | 13 | 9 | 1 | 6 | .414 | .444 | 27 |
| A-Notre Dame | 61 | 34-27 | 20-47-.426 | 9-21-.429 | 12-18-.667 | 29 (6-23) | 16-0 | 7 | 14 | 3 | 2 | .522 | .333 | 16 |
| CLEMSON | 76 | 39-37 | 27-58-.466 | 7-26-.269 | 15-18-.833 | 31 (8-23) | 15-0 | 11 | 6 | 1 | 7 | .448 | .483 | 8 |
| H-Boston College | 50 | 27-23 | 20-47-.426 | 5-15-.333 | 5-13-.385 | 30 (6-24) | 19-2 | 9 | 19 | 8 | 7 | .458 | .391 | 4 |
| CLEMSON | 74 | 37-37 | 25-54-.463 | 8-19-.421 | 16-23-.696 | 35 (10-25) | 15-1 | 12 | 10 | 4 | 9 | .538 | .393 | 40 |
| H-Miami (Fla.) | 59 | 26-33 | 21-54-.389 | 6-24-.250 | 11-14-.786 | 34 (11-23) | 15-1 | 9 | 16 | 2 | 5 | .367 | .417 | 13 |
| CLEMSON | 69 | 35-34 | 27-51-.529 | 8-17-.471 | 7-10-.700 | 28 (4-24) | 13-0 | 13 | 12 | 2 | 12 | .452 | .650 | 15 |
| H-NC State | 80 | 38-31-11 | 25-57-.439 | 8-23-.348 | 22-25-.880 | 30 (6-24) | 19-0 | 13 | 7 | 1 | 7 | .484 | .350 | 9 |
| CLEMSON | 76 | 33-36-7 | 26-58-.448 | 9-28-.321 | 15-24-.625 | 38 (9-29) | 17-0 | 9 | 13 | 0 | 2 | .458 | .481 | 25 |
| A-Georgia Tech | 63 | 33-30 | 21-57-.368 | 9-21-.429 | 12-17-.706 | 32 (9-23) | 15-0 | 14 | 9 | 6 | 4 | .429 | .310 | 17 |
| CLEMSON | 77 | 35-42 | 28-61-.459 | 11-28-.393 | 10-13-.769 | 37 (9-28) | 16-0 | 14 | 10 | 6 | 5 | .412 | .519 | 33 |
| H-Pittsburgh | 52 | 16-36 | 20-53-.377 | 5-26-.192 | 7-11-.636 | 33 (16-17) | 20-0 | 9 | 14 | 4 | 6 | .214 | .560 | 6 |
| CLEMSON | 63 | 33-30 | 19-41-.463 | 8-21-.381 | 17-20-.850 | 25 (5-20) | 16-0 | 12 | 11 | 2 | 8 | .500 | .429 | 26 |
| A-Stanford | 64 | 32-32 | 24-60-.400 | 9-28-.321 | 7-9-.778 | 30 (10-20) | 20-1 | 12 | 7 | 3 | 10 | .414 | .387 | 34 |
| CLEMSON | 66 | 30-36 | 21-46-.457 | 7-17-.412 | 17-22-.773 | 34 (6-28) | 14-0 | 8 | 12 | 1 | 3 | .440 | .476 | 43 |

OVERALL STATISTICS



2025-26 Clemson Men's Basketball Combined Team Statistics All games

Page 1/1
as of Feb 05, 2026

Game Records

| Record | Overall | Home | Away | Neutral |
|----------------|---------|------|------|---------|
| ALL GAMES | 19-4 | 11-1 | 5-2 | 3-1 |
| CONFERENCE | 9-1 | 4-1 | 5-0 | 0-0 |
| NON-CONFERENCE | 10-3 | 7-0 | 0-2 | 3-1 |

Score by Periods

| Team | 1st | 2nd | OT | TOT |
|-----------|-----|-----|----|------|
| Clemson | 843 | 881 | 24 | 1748 |
| Opponents | 660 | 799 | 25 | 1484 |

Team Box Score

| No. | Player | | | | Total | | 3-Point | | F-Throw | | Rebounds | | | | | | | | | | | | |
|-----------|-----------------|-------|--------|------|----------|------|----------|------|---------|------|----------|-----|-----|------|-----|----|-----|-----|-----|-----|------|------|--|
| | | GP-GS | MIN | AVG | FG-FGA | FG% | 3FG-3FGA | 3FG% | FT-FTA | FT% | OFF | DEF | TOT | AVG | PF | DQ | A | TO | BLK | STL | PTS | AVG | |
| 0 | GODFREY, RJ | 23-20 | 552:52 | 24.0 | 104-159 | .654 | 1-7 | .143 | 63-95 | .663 | 38 | 79 | 117 | 5.1 | 67 | 1 | 35 | 33 | 11 | 15 | 272 | 11.8 | |
| 1 | PORTER, Jestin | 23-22 | 621:19 | 27.0 | 81-216 | .375 | 45-127 | .354 | 38-47 | .809 | 14 | 32 | 46 | 2.0 | 31 | 0 | 33 | 20 | 5 | 30 | 245 | 10.7 | |
| 22 | WELLING, Carter | 23-16 | 499:15 | 21.7 | 74-156 | .474 | 12-40 | .300 | 71-102 | .696 | 37 | 99 | 136 | 5.9 | 51 | 1 | 32 | 33 | 13 | 21 | 231 | 10.0 | |
| 11 | DAVIDSON, Nick | 23-10 | 510:57 | 22.2 | 76-144 | .528 | 18-48 | .375 | 49-67 | .731 | 32 | 65 | 97 | 4.2 | 43 | 0 | 26 | 24 | 10 | 12 | 219 | 9.5 | |
| 2 | HUNTER, Dillon | 23-23 | 666:51 | 29.0 | 68-146 | .466 | 27-70 | .386 | 31-40 | .775 | 13 | 80 | 93 | 4.0 | 43 | 0 | 72 | 28 | 1 | 22 | 194 | 8.4 | |
| 21 | BUCKNER, Ace | 23-1 | 385:18 | 16.8 | 60-132 | .455 | 13-51 | .255 | 34-42 | .810 | 15 | 46 | 61 | 2.7 | 36 | 0 | 33 | 21 | 2 | 17 | 167 | 7.3 | |
| 5 | FOSTER, Zac | 12-0 | 223:41 | 18.6 | 26-84 | .310 | 13-47 | .277 | 18-22 | .818 | 5 | 29 | 34 | 2.8 | 32 | 0 | 30 | 15 | 3 | 5 | 83 | 6.9 | |
| 10 | WAHLIN, Jake | 23-22 | 482:03 | 21.0 | 44-101 | .436 | 22-62 | .355 | 20-28 | .714 | 18 | 77 | 95 | 4.1 | 41 | 0 | 16 | 14 | 5 | 8 | 130 | 5.7 | |
| 4 | JOHNSON, Efreem | 23-1 | 431:11 | 18.7 | 39-101 | .386 | 25-70 | .357 | 24-28 | .857 | 8 | 37 | 45 | 2.0 | 18 | 0 | 18 | 9 | 3 | 12 | 127 | 5.5 | |
| 8 | THOMAS, Dallas | 13-0 | 56:58 | 4.4 | 9-17 | .529 | 6-12 | .500 | 3-6 | .500 | 2 | 4 | 6 | 0.5 | 4 | 0 | 1 | 4 | 0 | 0 | 27 | 2.1 | |
| 3 | THOMPSON, Chase | 23-0 | 205:47 | 8.9 | 17-34 | .500 | 6-17 | .353 | 7-11 | .636 | 7 | 19 | 26 | 1.1 | 10 | 0 | 8 | 9 | 2 | 4 | 47 | 2.0 | |
| 44 | STEINOUR, Trent | 5-0 | 13:48 | 2.8 | 1-4 | .250 | 0-0 | .000 | 4-6 | .667 | 3 | 3 | 6 | 1.2 | 2 | 0 | 0 | 1 | 0 | 0 | 6 | 1.2 | |
| Team | | | | | | | | | | | 32 | 37 | 69 | | | | | 18 | | | | | |
| Total | | 23 | 4650 | | 599-1294 | .463 | 188-551 | .341 | 362-494 | .733 | 224 | 607 | 831 | 36.1 | 378 | 2 | 304 | 229 | 55 | 146 | 1748 | 76.0 | |
| Opponents | | 23 | 4650 | | 506-1267 | .399 | 156-529 | .295 | 316-430 | .735 | 210 | 526 | 736 | 32.0 | 431 | 16 | 231 | 268 | 84 | 134 | 1484 | 64.5 | |

Team Statistics

| | CU | OPP |
|------------------------|-----------------|-----------------|
| Scoring | 1748 | 1484 |
| Points per game | 76.0 | 64.5 |
| Scoring margin | +11.5 | - |
| Field goals-att | 599-1294 | 506-1267 |
| Field goal pct | .463 | .399 |
| 3 point fg-att | 188-551 | 156-529 |
| 3-point FG pct | .341 | .295 |
| 3-pt FG made per game | 8.2 | 6.8 |
| Free throws-att | 362-494 | 316-430 |
| Free throw pct | .733 | .735 |
| F-Throws made per game | 15.7 | 13.7 |
| Rebounds | 831 | 736 |
| Rebounds per game | 36.1 | 32.0 |
| Rebounding margin | +4.1 | - |
| Assists | 304 | 231 |
| Assists per game | 13.2 | 10.0 |
| Turnovers | 229 | 268 |
| Turnovers per game | 10.0 | 11.7 |
| Turnover margin | +1.7 | - |
| Assist/turnover ratio | 1.3 | 0.9 |
| Steals | 146 | 134 |
| Steals per game | 6.3 | 5.8 |
| Blocks | 55 | 84 |
| Blocks per game | 2.4 | 3.7 |
| Winning streak | 3 | - |
| Home win streak | 1 | - |
| Attendance | 88793 | 62113 |
| Home games-Avg/Game | 12-7399 | 7-8873 |
| Neutral site-Avg/Game | - | 4-8110 |

Team Results

| Date | Opponent | | Score | Att. |
|------------|------------------|-----|-------|-------|
| 11/03/2025 | New Hampshire | W | 88-38 | 7439 |
| 11/07/2025 | Gardner-Webb | W | 97-59 | 7217 |
| 11/11/2025 | Morehead St. | W | 83-56 | 6357 |
| 11/15/2025 | at Georgetown | L | 74-79 | 8562 |
| 11/17/2025 | North Ala. | W | 81-61 | 6356 |
| 11/21/2025 | vs West Virginia | W | 70-67 | 4856 |
| 11/23/2025 | vs Georgia | Wot | 97-94 | 3823 |
| 11/28/2025 | Alabama A&M | W | 92-56 | 6118 |
| 12/03/2025 | at Alabama | L | 84-90 | 13474 |
| 12/09/2025 | vs BYU | L | 64-67 | 19694 |
| 12/13/2025 | Mercer | W | 70-63 | 6129 |
| 12/16/2025 | South Carolina | W | 68-61 | 9000 |
| 12/21/2025 | vs Cincinnati | W | 68-65 | 4065 |
| 12/31/2025 | at Syracuse | W | 64-61 | 16245 |
| 01/03/2026 | at Pittsburgh | W | 73-68 | 6652 |
| 01/07/2026 | SMU | W | 74-70 | 8134 |
| 01/10/2026 | at Notre Dame | W | 76-61 | 6933 |
| 01/13/2026 | Boston College | W | 74-50 | 7320 |
| 01/17/2026 | Miami (FL) | W | 69-59 | 9000 |
| 01/20/2026 | NC State | Lot | 76-80 | 9000 |
| 01/24/2026 | at Georgia Tech | W | 77-63 | 6781 |
| 01/31/2026 | Pittsburgh | W | 63-52 | 6723 |
| 02/04/2026 | at Stanford | W | 66-64 | 3466 |

ACC STATISTICS



2025-26 Clemson Men's Basketball Combined Team Statistics In Conference games

Page 1/1
as of Feb 05, 2026

Game Records

| Record | Overall | Home | Away | Neutral |
|----------------|---------|------|------|---------|
| ALL GAMES | 9-1 | 4-1 | 5-0 | 0-0 |
| CONFERENCE | 9-1 | 4-1 | 5-0 | 0-0 |
| NON-CONFERENCE | 0-0 | 0-0 | 0-0 | 0-0 |

Score by Periods

| Team | 1st | 2nd | OT | TOT |
|-----------|-----|-----|----|-----|
| Clemson | 339 | 366 | 7 | 712 |
| Opponents | 294 | 323 | 11 | 628 |

Team Box Score

| No. | Player | | | | Total | | 3-Point | | F-Throw | | Rebounds | | | | | | | | | | | | | |
|-----------|-----------------|-------|--------|------|---------|------|----------|------|---------|-------|----------|-----|-----|------|-----|----|-----|-----|-----|-----|-----|------|--|--|
| | | GP-GS | MIN | AVG | FG-FGA | FG% | 3FG-3FGA | 3FG% | FT-FTA | FT% | OFF | DEF | TOT | AVG | PF | DQ | A | TO | BLK | STL | PTS | AVG | | |
| 0 | GODFREY, RJ | 10-10 | 247:39 | 24.8 | 47-69 | .681 | 1-4 | .250 | 30-51 | .588 | 12 | 30 | 42 | 4.2 | 32 | 1 | 10 | 16 | 2 | 6 | 125 | 12.5 | | |
| 11 | DAVIDSON, Nick | 10-0 | 223:17 | 22.3 | 39-66 | .591 | 11-26 | .423 | 21-28 | .750 | 10 | 28 | 38 | 3.8 | 22 | 0 | 5 | 11 | 6 | 5 | 110 | 11.0 | | |
| 1 | PORTER, Jestin | 10-10 | 320:39 | 32.1 | 40-103 | .388 | 17-55 | .309 | 12-13 | .923 | 2 | 16 | 18 | 1.8 | 16 | 0 | 14 | 10 | 4 | 19 | 109 | 10.9 | | |
| 22 | WELLING, Carter | 10-10 | 239:11 | 23.9 | 29-71 | .408 | 3-16 | .188 | 34-45 | .756 | 15 | 49 | 64 | 6.4 | 30 | 1 | 18 | 17 | 5 | 9 | 95 | 9.5 | | |
| 2 | HUNTER, Dillon | 10-10 | 316:06 | 31.6 | 27-63 | .429 | 12-37 | .324 | 7-12 | .583 | 5 | 41 | 46 | 4.6 | 20 | 0 | 36 | 14 | 1 | 7 | 73 | 7.3 | | |
| 21 | BUCKNER, Ace | 10-0 | 169:34 | 17.0 | 23-50 | .460 | 8-20 | .400 | 13-15 | .867 | 2 | 14 | 16 | 1.6 | 15 | 0 | 14 | 11 | 1 | 9 | 67 | 6.7 | | |
| 4 | JOHNSON, Efrem | 10-0 | 209:51 | 21.0 | 16-43 | .372 | 14-32 | .438 | 12-15 | .800 | 3 | 17 | 20 | 2.0 | 11 | 0 | 9 | 6 | 0 | 6 | 58 | 5.8 | | |
| 10 | WAHLIN, Jake | 10-10 | 207:09 | 20.7 | 17-42 | .405 | 9-25 | .360 | 6-9 | .667 | 4 | 36 | 40 | 4.0 | 16 | 0 | 5 | 6 | 2 | 5 | 49 | 4.9 | | |
| 3 | THOMPSON, Chase | 10-0 | 72:42 | 7.3 | 7-13 | .538 | 2-6 | .333 | 3-3 | 1.000 | 2 | 5 | 7 | 0.7 | 1 | 0 | 1 | 6 | 0 | 1 | 19 | 1.9 | | |
| 8 | THOMAS, Dallas | 7-0 | 16:44 | 2.4 | 3-5 | .600 | 1-3 | .333 | 0-0 | .000 | 1 | 0 | 1 | 0.1 | 2 | 0 | 0 | 0 | 0 | 0 | 7 | 1.0 | | |
| 44 | STEINOUR, Trent | 1-0 | 02:06 | 2.1 | 0-1 | .000 | 0-0 | .000 | 0-0 | .000 | 1 | 1 | 2 | 2.0 | 0 | 0 | 0 | 1 | 0 | 0 | 0 | 0.0 | | |
| Team | | | | | | | | | | | 16 | 10 | 26 | | | | | 11 | | | | | | |
| Total | | 10 | 2025 | | 248-526 | .471 | 78-224 | .348 | 138-191 | .723 | 73 | 247 | 320 | 32.0 | 165 | 2 | 112 | 109 | 21 | 67 | 712 | 71.2 | | |
| Opponents | | 10 | 2025 | | 211-523 | .403 | 68-207 | .329 | 138-182 | .758 | 87 | 225 | 312 | 31.2 | 182 | 6 | 100 | 125 | 35 | 59 | 628 | 62.8 | | |

Team Statistics

| | CU | OPP |
|------------------------|----------------|----------------|
| Scoring | 712 | 628 |
| Points per game | 71.2 | 62.8 |
| Scoring margin | +8.4 | - |
| Field goals-att | 248-526 | 211-523 |
| Field goal pct | .471 | .403 |
| 3 point fg-att | 78-224 | 68-207 |
| 3-point FG pct | .348 | .329 |
| 3-pt FG made per game | 7.8 | 6.8 |
| Free throws-att | 138-191 | 138-182 |
| Free throw pct | .723 | .758 |
| F-Throws made per game | 13.8 | 13.8 |
| Rebounds | 320 | 312 |
| Rebounds per game | 32.0 | 31.2 |
| Rebounding margin | +0.8 | - |
| Assists | 112 | 100 |
| Assists per game | 11.2 | 10.0 |
| Turnovers | 109 | 125 |
| Turnovers per game | 10.9 | 12.5 |
| Turnover margin | +1.6 | - |
| Assist/turnover ratio | 1.0 | 0.8 |
| Steals | 67 | 59 |
| Steals per game | 6.7 | 5.9 |
| Blocks | 21 | 35 |
| Blocks per game | 2.1 | 3.5 |
| Winning streak | 3 | - |
| Home win streak | 1 | - |
| Attendance | 40177 | 40077 |
| Home games-Avg/Game | 5-8035 | 5-8015 |
| Neutral site-Avg/Game | - | 0-0 |

Team Results

| Date | Opponent | | Score | Att. |
|------------|-----------------|-----|-------|-------|
| 12/31/2025 | at Syracuse | W | 64-61 | 16245 |
| 01/03/2026 | at Pittsburgh | W | 73-68 | 6652 |
| 01/07/2026 | SMU | W | 74-70 | 8134 |
| 01/10/2026 | at Notre Dame | W | 76-61 | 6933 |
| 01/13/2026 | Boston College | W | 74-50 | 7320 |
| 01/17/2026 | Miami (FL) | W | 69-59 | 9000 |
| 01/20/2026 | NC State | Lot | 76-80 | 9000 |
| 01/24/2026 | at Georgia Tech | W | 77-63 | 6781 |
| 01/31/2026 | Pittsburgh | W | 63-52 | 6723 |
| 02/04/2026 | at Stanford | W | 66-64 | 3466 |