



## 2025-26 GAME NOTES

# CLEMSON WOMEN'S BASKETBALL

16 NCAA TOURNAMENT APPEARANCES • 3 SWEET SIXTEEN APPEARANCES • 1 ELITE EIGHT APPEARANCE • 2 ACC TOURNAMENT CHAMPIONSHIPS  
1 ACC REGULAR-SEASON CHAMPIONSHIP • 42 ALL-AMERICA HONORS

## GAME 24

**Clemson Tigers** (16-7, 7-4 ACC) vs. **No. 25/21 North Carolina Tar Heels** (18-5, 7-3 ACC)

Thursday, Feb. 5, 2026 • 6 p.m. • Carmichael Arena (6,319) • Chapel Hill, N.C.

### 2025-26 SCHEDULE/RESULTS

Day	Date	Time	Opponent	Watch/Score
Mon.	Nov. 3	11 a.m.	USC Upstate	W, 76-38
Thu.	Nov. 6	7 p.m.	at Mercer	W, 72-51
Tue.	Nov. 11	6 p.m.	at No. 2/2 South Carolina	L, 65-37
Thu.	Nov. 13	7 p.m.	American	W, 78-38
Sun.	Nov. 16	3 p.m.	No. 22/21 Louisville*	L, 65-54
Sun.	Nov. 23	2 p.m.	at Furman	W, 76-58
Tue.	Nov. 25	7 p.m.	UL-Monroe	POSTPONED
Fri.	Nov. 28	4 p.m.	vs. Western Carolina <sup>1</sup>	W, 77-44
Sun.	Nov. 30	TBA	vs. No. 20/21 Michigan State <sup>1</sup>	L, 72-64
Thu.	Dec. 4	7 p.m.	at Alabama <sup>2</sup>	L, 72-48
Sun.	Dec. 7	2 p.m.	Appalachian State	W, 78-59
Sun.	Dec. 14	2 p.m.	Pittsburgh*	W, 73-41
Wed.	Dec. 17	11 a.m.	at Charleston Southern	W, 78-52
Sun.	Dec. 21	2 p.m.	North Florida	W, 84-62
Sun.	Dec. 28	3 p.m.	at Chicago State	W, 97-44
Thu.	Jan. 1	7 p.m.	at Virginia*	L, 73-63
Sun.	Jan. 4	2 p.m.	at Miami*	W, 70-55
Thu.	Jan. 8	8 p.m.	NC State*	W, 75-65
Sun.	Jan. 11	4 p.m.	at Georgia Tech*	L, 58-55
Sun.	Jan. 18	12 p.m.	Wake Forest*	W, 78-71 (OT)
Thu.	Jan. 22	6 p.m.	at Virginia Tech*	L, 71-68
Sun.	Jan. 25	3 p.m.	at RV/RV Notre Dame*	W, 65-58
Thu.	Jan. 29	7 p.m.	SMU*	W, 83-54
Sun.	Feb. 1	4 p.m.	Florida State*	W, 77-58
Thu.	Feb. 5	6 p.m.	at No. 25/21 North Carolina*	ACCN
Sun.	Feb. 8	2 p.m.	Boston College*	ACCNX
Thu.	Feb. 12	8 p.m.	Georgia Tech*	ACCN
Sun.	Feb. 15	2 p.m.	at Syracuse*	ACCNX
Sun.	Feb. 22	2 p.m.	Duke*	ESPN/ESPN2
Thu.	Feb. 26	10 p.m.	at Cal*	ACCNX
Sun.	Mar. 1	2 p.m.	at Stanford*	CW
Mar. 4-8	TBA		2026 Ally ACC Women's Tournament	

NOTES: **Bold** denotes home game • All times Eastern • \* - ACC regular season game • <sup>1</sup> - Baha Mar Hoops Championship, Bahamas • <sup>2</sup> - ACC/SEC Challenge

#### MEDIA RELATIONS CONTACT:

**Andrew Gapinski**, Assoc. Dir. Ath. Comm.  
agapins@clemson.edu • (904) 866-3940

#### Secondary Contact:

**Cate Darling**, Ath. Comm. Student Assistant  
cated@g.clemson.edu • (980) 259-2199

### THE MATCHUP

#### CLEMSON

Head Coach: Shawn Poppie  
Alma Mater: Limestone, '07  
Career Record: 78-42 (4th Season)  
at Clemson: 30-24 (2nd Season)

#### NORTH CAROLINA

Head Coach: Courtney Banghart  
Alma Mater: Dartmouth, '00  
Career Record: 397-172 (19th Season)  
at North Carolina: 143-69 (7th Season)

### GAMEDAY INFORMATION

TV Network: ACCN  
Beth Mowins (PxP), Debbie Antonelli (Color)  
Audio: Clemson Athletic Network  
William Qualkinbush (PxP), Faxon Childress (Color)

Live Stats: [ClemsonTigers.com](https://www.clemson.com/sports/wbb)  
Series: North Carolina leads, 63-28  
Social Updates: @ClemsonWBB  
Tickets: [ClemsonTigers.com/tickets/](https://www.clemson.com/tickets/)

### THE GIST

#### TIGERS HEAD TO CHAPEL HILL

- Clemson heads to Chapel Hill for a clash with 25/21 North Carolina on Thursday, Feb. 5. Tipoff is slated for 6 p.m., and the game will air live on ACCN.

#### THE CLEMSON-NORTH CAROLINA SERIES

- Clemson trails 63-28 in the all-time series with North Carolina.
- The pairings between the Tigers and the Tar Heels span back to the 1976-77 season.
- In the last clash, Clemson fell to North Carolina, 53-51 (Feb. 9, 2025).

#### A WIN WOULD MEAN

- A win against No. 25/21 North Carolina would be the first ranked win of the 2025-26 season and third ranked win of the Coach Poppie Era (would also be the first ranked road win of the Poppie Era).
- A win against No. 25/21 North Carolina would be the first since the 2016-17 season.
- A road win against No. 25/21 North Carolina would be the first since the 2011-12 season.

#### CLEMSON NOTES

- In the latest Nitty Gritties Report, Clemson is ranked 37th in the NET, 48th in the NET SOS, and 44th in the WAB.
- Clemson is ranked 38th nationally (1st in the ACC) in scoring defense, allowing 57.6 points per game, and 25th nationally (1st in the ACC) in 3-pointers per game (8.7 3FG Per Game).
- The Tigers are led by the scoring trio of junior guard/forward **Rusne Augustinaite** (11.7 ppg.), senior guard **Mia Moore** (11.6 ppg.), and senior guard **Rachael Rose** (10.3 ppg.).
- Augustinaite** is also averaging 2.7 3PM Per Game (2nd in the ACC) and her 61 3PM Ranks 25th Nationally.
- Moore** holds a team-best 5.0 assists average (37th nationally & 5th in the ACC) and a 1.3 steals

average.

- Graduate Forward **Demeara Hinds** (6.4 rpg.) leads the Tigers on the glass.
- Senior guard/forward **Hadley Periman** is the squad's leading shot blocker (1.2 bpg.) (14th in the ACC).

#### LAST TIME OUT

- Senior forward **Raven Thompson** scored 18 points and grabbed eight rebounds to lead Clemson to a 77-58 win against Florida State at Littlejohn Coliseum on Sunday afternoon.
- For the 14th time this season, Clemson has held its opponent to under 60 points.
- Clemson (10 3-pointers) knocked down 10-plus three-pointers for the 10th time this season.
- Kohn** (15 points, four 3-pointers) hit double figures in points for the fifth time this season and collected three-plus triples for the sixth time this season.
- Periman** recorded season-highs in both rebounds (15) and assists (5), along with three blocks.

#### TIGERS INK MONSTER SIGNING CLASS; HIGHEST EVER IN PROGRAM HISTORY

- The incoming 2026 class is the highest-ranked signing class in program history and ranks third nationally (per 247 Sports) and sixth nationally (per ESPN).
- The Class includes: Trinity Jones, Kimora Fields, Julia Scott, Meeyah Green, and Dyarri Braddick.
- Coach Poppie, who is in his second year at the helm, has signed six Top-100 recruits in two years. Prior to the Poppie Era at Clemson, the program has only had six Top-100 recruits in the previous 12 years.
- Jones was named to the 2026 USA Women's Nike Hoop Summit Team.
- 2026 McDonalds All-American East Nominee's: Jones (Final West Roster), Fields, Scott, & Green.

### CLEMSON LAST GAME STARTERS

Clemson Tigers			Ht.	Yr.	Hometown	PPG	RPG	APG	SPG	BPG
G	14	Rachael Rose	5-7	Sr.	Scranton, Pa.	10.3	2.7	2.4	1.0	0.1
G	12	Mia Moore	5-6	Sr.	Alpharetta, Ga.	11.6	5.4	5.0	1.3	0.3
G/F	11	Rusne Augustinaite	6-0	Jr.	Siauliai, Lithuania	11.7	2.9	1.0	0.4	0.2
F	32	Raven Thompson	5-10	Sr.	Atlanta, Ga.	8.6	3.9	1.7	0.6	0.1
G/F	21	Hadley Periman	6-2	Sr.	Tuttle, Okla.	3.2	6.3	1.5	0.7	1.2

# QUICK FACTS

## TEAM FACTS

### ROSTER INFORMATION

Letterwinners Returning/Lost: 4/9  
Starters Returning/Lost: 2/3  
Newcomers: 9

## GENERAL INFORMATION

### THE BASICS

School: Clemson University  
Location: Clemson, S.C.  
Founded: 1889  
Undergraduate Enrollment: 23,401  
University Interim President: Bob Jones  
Athletic Director: Graham Neff  
W. Basketball Administrator: Tori Niemann Lukens  
Faculty Representative: Dr. Antonis Katsiyanis  
Nickname: Tigers  
Colors: Clemson Orange and Regalia  
Conference: Atlantic Coast Conference

### COURT FACTS

Arena: Littlejohn Coliseum  
Capacity: 9,000  
Attendance Record: 9,000 | Jan. 9, 1980 vs. Duke

### BASKETBALL HISTORY

First Year: 1975-76 (51st Season)  
Postseason Appearances: 27  
NCAA Tournament Appearances: 16 (1981-82, 1987-88, 1988-89, 1989-90, 1990-91, 1991-92, 1992-93, 1993-94, 1995-96, 1996-97, 1997-98, 1998-99, 1999-00, 2000-01, 2001-02, & 2018-19)  
NCAA Tournament Record: 15-16  
Last NCAA Tournament Result: L, 85-61, Mississippi St., Second Round (Mar. 24, 2019)  
AIAW Tournament Appearances: 5 (1975-76, 1976-77, 1977-78, 1978-79, & 1980-81)  
NNIT Tournament Appearances: 3 (1979-80, 1983-84, 1994-95)  
WWIT Tournament Appearances: 3 (2003-04, 2020-21, 2022-23)  
Retired Jerseys: 42 (Barbara Kennedy-Dixon)  
Clemson Athletics Hall of Fame (Induction Year): Barbara Kennedy-Dixon (1989), Annie Tribble (1994), Donna Forrester (1996), Janet Knight-Linder (1999), Jessica Barr (2000), Bobbie Mims (2001), Mary Ann Cubelic-Grant (2002), Shandy Bryan (2006), Amy Geren (2007), Jim Davis (2008), Ito Umo (2008), Karen Ann Jenkins (2012), Chrissy Floyd (2013), Cheron Wells (2015), & Louise Greenwood (2024)

## 2025-26 ROSTER INFORMATION

### NUMERICAL

#	Name	Yr.	Ht.	Pos.	Hometown (Prev. School)	Major
0	Holland Harris	Fr.	6-1	G/F	Orlando, Fla.	Communication
1	Amaia Jackson	Fr.	5-8	G	Rochester, N.Y.	Undecided
2	Ja'Kerra Butler	Fr.	6-1	G/F	Lawrenceville, Ga.	Early Childhood Ed.
5	Hannah Kohn	Jr.	5-9	G	Oviedo, Fla. (Chattanooga)	Psychology
10	Taylor Johnson-Matthews	Sr.	5-9	G	Cleveland, Ohio (DePaul)	Sociology
11	Rusne Augustinaite	Jr.	6-0	G/F	Šiauliai, Lithuania (Georgia Tech)	Communication
12	Mia Moore	Sr.	5-6	G	Alpharetta, Ga. (UAB)	Human Resource Dev
14	Rachael Rose	Sr.	5-7	G	Scranton, Pa. (Wofford)	Health Science
20	Morgan Miller	So.	6-2	F	Andover, Minn.	Elementary Education
21	Hadley Periman	Sr.	6-2	G/F	Tuttle, Okla. (Tulsa)	Communication
25	Demeara Hinds	Gr.	6-3	F	Douglasville, Ga. (Wake Forest)	Athletic Leadership
31	Morgan Lee	Sr.	6-5	C	Kent, Conn. (Marist)	Political Science
32	Raven Thompson	Sr.	5-10	F	Atlanta, Ga. (Chattanooga)	PRTM

### STAFF

Head Coach: Shawn Poppie (Limestone, '07)  
Associate Head Coach: Chris Ayers (Florida A&M, '08)  
Assistant Coach: Sydni Means (Mercer, '18)  
Assistant Coach: Katelyn Grisillo (USC-Aiken, '16)  
Dir. of Recruiting/Assistant: Jon Goldberg (Emerson, '14)  
Dir. of Personnel/Assistant: Jayda Worthy (Radford, '18)  
Director of Operations: Courtenay Etheredge (Francis Marion, '06, Florida, '18)  
Director of Relations: Jasmine Joyner (Chattanooga, '17)  
Special Assistant to the Head Coach: Corey Fox (Limestone, '01)  
Athletic Trainer: Eric Roux (High Point '13, UConn, '15)  
Strength and Conditioning Coach: Aaron Collazo (Missouri Baptist, '17, Sam Houston, '20)

### PRONUNCIATIONS

Amaia	uh-MY-uh
Kohn	CONE
Demeara	duh-MEER-uh
Rusne	ROOS-neh
Augustinaite	ah-GOOS-tih-nay-tuh

## ROSTER BREAKDOWN

### BY STATE

#### CONNECTICUT: 1

Morgan Lee

#### FLORIDA: 2

Holland Harris

Hannah Kohn

#### GEORGIA: 4

Ja'Kerra Butler

Demeara Hinds

Mia Moore

Raven Thompson

#### MINNESOTA: 1

Morgan Miller

#### NEW YORK: 1

Amaia Jackson

#### OHIO: 1

Taylor Johnson-Matthews

#### OKLAHOMA: 1

Hadley Periman

#### PENNSYLVANIA: 1

Rachael Rose

#### INTERNATIONAL: 1

Rusne Augustinaite

### BY CLASS

#### GRADS: 1

Demeara Hinds

#### SENIORS: 5

Taylor Johnson-

Matthews

Morgan Lee

Mia Moore

Hadley Periman

Rachael Rose

Raven Thompson

#### JUNIORS: 2

Rusne Augustinaite

Hannah Kohn

#### SOPHOMORES: 1

Morgan Miller

#### FRESHMEN: 3

Ja'Kerra Butler

Holland Harris

Amaia Jackson

### KEY TRANSFERS

#	Name	PREV.	NOTES
10	Taylor Johnson-Matthews	DePaul	14.5 ppg and 3.2 rpg; Double-figures 24 times & 20+ eight times.
11	Rusne Augustinaite	GA Tech	Appeared in 59 games, scoring 493 points at Georgia Tech in two seasons
14	Rachael Rose	Wofford	Back-to-back Southern Conference Player of the Year honors at Wofford
21	Hadley Periman	Tulsa	Ranked 5th in blocks (137) and 7th for career rebounds (644)
25	Demeara Hinds	Wake Forest	9.3 ppg; Played in 107 games (61 starts) in four seasons at Wake Forest
31	Morgan Lee	Marist	12.6 ppg, 7.7 rpg, 2.4 bpg; 2nd Team All-MAAC

## SHAWN POPPIE'S PROGRAM PRINCIPLES

### Family

When you put on the Paw, you join a family where people care, support, and share life together. We welcome players, coaches, and their loved ones into an environment where everyone belongs and grows as one.

### Energy

We bring energy every day by being on the court, showing moves, leading conversations, and modeling the effort we expect. Our staff doesn't just talk about it—we live it, and that passion fuels our program.

### Development

We develop players with an intentional plan that focuses on each individual while building the team as a whole. We stay hands-on and relational, making sure every young woman has the tools to become her best self.

## NORTH CAROLINA ALL-TIME SERIES

Overall	North Carolina leads, 63-28
Home	North Carolina leads, 23-18
Away	North Carolina leads, 35-10
Neutral Site	North Carolina leads, 5-0
Shawn Poppie vs Opp.	0-1
Last Win In Series	W, 78-67 (Feb. 5, 2017)
Last Road Win In Series	W, 52-47 (Jan. 12, 2012)
Last Meeting	L, 53-51 (Feb. 9, 2025)
First Meeting	L, 85-71 (Dec. 5, 1976)
Current Streak	North Carolina, W9

## JERSEY COLOR RECORDS

White	11-2
Orange	4-2
Regalia	1-3

## MILESTONE TRACKER

Several players on the Tigers roster are within reach of personal, career & program milestones.

### Rachael Rose

1,901 pts (99 from 2,000)  
665 rbs (85 from 750)  
480 ast (20 from 500)  
207 stl (93 from 300)

### Raven Thompson

1,331 pts (169 from 1,500)  
640 rbs (110 from 750)

### Mia Moore

1,066 pts (434 from 1,500)  
566 rbs (184 from 750)  
258 ast (242 from 500)  
123 stl (177 from 300)

### Morgan Lee

615 pts (385 from 1,000)  
403 rbs (97 from 500)  
121 blk (179 from 300)

### Taylor Johnson-Matthews

790 pts (210 from 1,000)

### Hannah Kohn

657 pts (343 from 1,000)

### Demeara Hinds

745 pts (255 from 1,000)  
693 rbs (57 from 750)

### Hadley Periman

496 pts (504 from 1,000)  
783 rbs (217 from 1,000)  
164 blk (136 from 300)

## ACC/SEC CHALLENGE HISTORY

Overall	Clemson trails, 0-3
Home	Clemson trails, 0-1
Away	Clemson trails, 0-2
Shawn Poppie in Challenge	0-2
Current Streak	Clemson, L3
Conference Challenge Overall Record	SEC leads, 30-16

### ALL TIME RESULTS

Alabama 72, Clemson 48 (A) (Dec. 4, 2025)  
Florida 77, Clemson 64 (H) (Dec. 5, 2024)  
Auburn 83, Clemson 53 (A) (Nov. 30, 2023)

## TIGER CAREER TOTALS

Includes Florida St. (Feb. 1)

### Double-Digit Scoring Games

Name	2025-26	Total
Rusne Augustinaite	14	37*
Demeara Hinds	9	28*
Taylor Johnson-Matthews	10	36*
Hannah Kohn	5	28*
Morgan Lee	-	20*
Mia Moore	16	59*
Hadley Periman	-	15*
Rachael Rose	13	97*
Raven Thompson	9	66*
Holland Harris	1	1

### 20+ Point Games (does not include 30+)

Name	2025-26	Total
Rusne Augustinaite	1	2*
Taylor Johnson-Matthews	3	11*
Morgan Lee	-	5*
Mia Moore	2	13*
Hadley Periman	-	1*
Rachael Rose	1	37*
Raven Thompson	1	14*

### 30+ Point Games

Name	2025-26	Total
Rusne Augustinaite	-	1*
Rachael Rose	-	4*

### 10+ Rebound Games

Name	2025-26	Total
Demeara Hinds	3	18*
Taylor Johnson-Matthews	-	1*
Morgan Lee	-	11*
Mia Moore	2	17*
Hadley Periman	3	20*
Rachael Rose	-	16*
Raven Thompson	1	12*

### Double-Double

Name	2025-26	Total
Demeara Hinds	1	5*
Taylor Johnson-Matthews	-	1*
Morgan Lee	-	6*
Mia Moore	5	18*
Hadley Periman	-	8*
Rachael Rose	-	16*
Raven Thompson	-	10*

### Triple-Double

Name	2025-26	Total
Rachael Rose	-	1*

### 5+ Assist Games

Name	2025-26	Total
Rusne Augustinaite	1	2*
Demeara Hinds	-	1*
Taylor Johnson-Matthews	-	1*
Mia Moore	12	15*
Hadley Periman	2	9*
Rachael Rose	2	49*
Raven Thompson	1	3*

### 3+ Block Games

Name	2025-26	Total
Demeara Hinds	-	8*
Taylor Johnson-Matthews	-	1*
Morgan Lee	-	23*
Hadley Periman	2	22*
Holland Harris	1	1

### 3+ Steal Games

Name	2025-26	Total
Demeara Hinds	-	8*
Taylor Johnson-Matthews	1	4*
Morgan Lee	-	1*
Mia Moore	2	17*
Hadley Periman	2	7*
Rachael Rose	2	32*
Raven Thompson	-	9*
Hannah Kohn	2	2

### Starts

Name	2025-26	Total	Consec.
Rusne Augustinaite	20	37*	20
Demeara Hinds	9	70*	-
Hannah Kohn	12	24	-
Morgan Lee	-	56*	-
Mia Moore	23	79*	25
Hadley Periman	16	88*	14
Rachael Rose	11	108*	3
Raven Thompson	18	92*	18
Taylor Johnson-Matthews	-	31*	-

\*includes games from previous school

## AP TOP-25

### AP Top 25

RK	TEAM	REC	PTS	TREND
1	UConn (31)	23-0	775	-
2	UCLA	21-1	742	-
3	South Carolina	21-2	708	-
4	Texas	21-2	681	-
5	LSU	21-2	651	↑ 1
6	Louisville	21-3	612	↑ 1
7	Vanderbilt	21-2	581	↓ 2
8	Michigan	19-3	569	↑ 1
9	Ohio State	20-3	506	↑ 2
10	Iowa	18-4	462	↓ 2
11	Oklahoma	17-5	451	↓ 1
12	Michigan State	19-3	427	↑ 1
13	Ole Miss	18-4	424	↑ 4
14	TCU	20-3	364	↓ 2
15	Baylor	19-4	314	↓ 1
16	Kentucky	18-5	272	↑ 2
17	Duke	16-6	271	↑ 3
18	Texas Tech	21-3	250	↑ 3
19	Tennessee	14-5	224	↓ 4
20	West Virginia	18-5	184	↑ 2
21	Alabama	19-4	121	↑ 3
22	Maryland	17-6	104	↓ 6
23	Princeton	18-2	88	↓ 4
24	Washington	17-5	81	↑ 1
25	North Carolina	17-5	67	↑ 1

Others receiving votes: Georgia 66, Rhode Island 26, NC State 20, Nebraska 10, Minnesota 9, Illinois 6, Oklahoma State 5, Syracuse 5, Iowa State 4, Fairfield 3, Richmond 1, USC 1

Dropped from rankings: Georgia 23

## USA TODAY/WBCA COACHES POLL

### Coaches Poll

RK	TEAM	REC	PTS	TREND
1	UConn (31)	23-0	775	-
2	UCLA	21-1	740	-
3	South Carolina	22-2	711	-
4	Texas	21-2	683	-
5	LSU	21-2	652	-
6	Louisville	21-3	602	↑ 1
7	Michigan	19-3	580	↑ 2
8	Vanderbilt	21-2	560	↓ 2
9	Ohio State	20-3	508	↑ 3
10	Iowa	18-4	463	↓ 2
11	Oklahoma	17-5	457	-
12	TCU	20-3	421	↓ 2
13	Michigan State	19-3	409	-
14	Ole Miss	19-4	387	↑ 3
15	Baylor	19-4	319	↓ 1
16	Kentucky	18-5	304	↑ 2
17	Tennessee	14-5	238	↓ 2
18	Texas Tech	21-3	205	↑ 2
19	Maryland	17-6	196	↓ 3
20	West Virginia	18-5	184	↑ 1
21	North Carolina	18-5	149	↑ 2
22	Duke	16-6	143	↑ 4
23	Alabama	19-4	133	↓ 1
24	Princeton	18-2	88	↓ 5
25	Washington	17-5	70	↓ 1

Others receiving votes: Iowa State 26, Georgia 20, Oklahoma State 13, Illinois 9, Rhode Island 9, Minnesota 9, Nebraska 4, NC State 4, Virginia Tech 2, Richmond 2

Dropped from rankings: Georgia 25

## CLEMSON INDIVIDUAL

Scored 40+ points  
 Scored 35+ points  
 Scored 30+ points  
 Scored 25+ points  
**Scored 20+ points**  
 Consecutive 30-point games  
 Had 20+ rebounds  
**Had 15+ rebounds**  
 Had 15+ assists  
**Had 10+ assists**  
 Made 15+ field goals  
**Made 10+ field goals**  
 Made 10+ 3-point field goals  
 Made 9 3-point field goals  
 Made 8 3-point field goals  
 Made 7 3-point field goals  
**Made 6 3-point field goals**  
 Made 15+ free throws  
 Made 10+ free throws  
 Had 15+ blocked shots  
 Had 10+ blocked shots  
 Had 5+ blocked shots  
 Recorded 9 steals  
 Recorded 6 steals  
**Recorded 5 steals**  
**Recorded a Double-Double**  
 Consecutive Double-Doubles  
  
 Three straight double-doubles  
 Triple-double

## CLEMSON TEAM

Scored 100+ points  
**Scored 90+ points**  
 Had 60+ rebounds  
**Had 50+ rebounds**  
 Made 40+ field goals  
 Made 35+ field goals  
**Made 30+ field goals**  
**Made 20+ 3-point field goals**  
 Made 15+ 3-point field goals  
**Made 10+ 3-point field goals**  
 Made 30+ free throws  
 Made 25+ free throws  
**Made 20+ free throws**  
 Dished out 30+ assists  
**Dished out 25+ assists**  
 Dished out 20+ assists  
 Recorded 30+ steals  
 Recorded 20+ steals  
 Recorded 15+ steals  
 10+ blocked shots  
 Seven players scored in double-figures  
 Six players scored in double-figures  
**Five players scored in double-figures**

## Four players scored in double figures

Three players had 20+ points  
 Two players had 25+ points  
**Two players had 20+ points**  
**Two players had double-figure rebounds**  
 Three players had double-figure rebounds  
 Two players had double-doubles  
 Three players had double-doubles  
 Defeated a ranked team  
 Defeated a ranked team at home  
 Defeated a ranked team on the road

\* Program Record  
 & ACC Record

% Research still in progress  
[CLEMSONTIGERS.COM](http://CLEMSONTIGERS.COM)

Delicia Washington (40) vs Georgia Tech (OT), Feb. 13, 2022  
 Amari Robinson (35) vs. Georgia St., Dec. 16, 2023  
 Delicia Washington (33) at Syracuse, Mar. 2, 2022  
 Amari Robinson (29) vs. Tulsa, Nov. 25, 2023  
**Rusne Augustinaite (21) vs. SMU, Jan. 29, 2026**  
 -----%  
 Jackie Farmer (20) at Kansas St., Nov. 25, 1990  
**Hadley Periman (15) vs. Florida St., Feb. 1, 2026**  
 Susan Fehling (15) vs. Wyoming, Dec. 17, 1984  
**Mia Moore (12) at Miami., Jan. 4, 2026**  
 Delicia Washington (16) vs Georgia Tech (OT), Feb. 13, 2022  
**Raven Thompson (10) at Miami., Jan. 4, 2026**  
 -----%  
 -----%  
 Kendall Spray (8) at Notre Dame, Dec. 29, 2019  
 Kendall Spray (7) vs. Syracuse, Jan. 24, 2021  
**Taylor Johnson-Matthews (6) at Chicago St., Dec. 28, 2025**  
 -----%  
 Loyal McQueen (12) vs. Stanford (OT), Jan. 5, 2025  
 -----%  
 -----%  
 Anya Poole (5) at SMU, Feb. 16, 2025  
 Danielle Edwards (9) vs. SC State, Nov. 13, 2017  
 Dayshyanette Harris (6) at Virginia Tech, Jan. 21, 2024  
**Mia Moore (5) vs. Pitt, Dec. 14, 2025**  
**Mia Moore (10 pts, 10 rebs) vs. NC State, Jan. 8, 2026**  
 Delicia Washington (12 pts, 10 rbs) at LSU, Dec. 20, 2021 & (12 pts, 10 rbs) vs. Dayton, Dec. 21, 2021  
 -----%  
 Itoero Umoh (12 pts, 11 reb, 10 ast) vs. Wake Forest (Jan. 17, 1999)

102 vs. Longwood, Nov. 19, 2023  
**97 at Chicago St., Dec. 28, 2025**  
 64 vs. Western Carolina, Nov. 30, 1994  
**50 vs. SMU., Jan. 29, 2026**  
 40 vs. Longwood, Nov. 19, 2023  
 36 vs. Florida St., Jan. 21, 2021  
**30 vs. NC State, Jan. 8, 2026**  
**21 at Chicago St., Dec. 28, 2025\***  
 \*15 vs. N.C. State, Dec. 29, 2024  
**10 vs. Florida St., Feb. 1, 2026**  
 30 vs. Virginia, Jan. 2, 2003  
 26 vs. Wake Forest, Jan. 28, 2024  
**21 vs. App St., Dec. 7, 2025**  
 33 vs. SC State, Dec. 29, 1994  
**27 at Chicago St., Dec. 28, 2025**  
 23 vs. Radford Dec. 8, 2024  
 --  
 22 vs. Maine, Nov. 9, 2007  
 18 vs. Pitt, Feb. 23, 2025  
 10 vs. Furman, Nov. 25, 2020  
 -----%  
 -----%  
**Rachael Rose (20), Rusne Augustinaite (16), Mia Moore (16) Raven Thompson (10), & Demeara Hinds (10) vs. Wake Forest (OT), Jan. 18, 2026**  
**Raven Thompson (18), Hannah Kohn (15), Rusne Augustinaite (14), & Rachael Rose (10) vs. Florida St., Feb. 1, 2026**  
 -----%  
 Dayshyanette Harris (26), Ruby Whitehorn (26) vs. Boston College, Mar. 6, 2024  
**Mia Moore (21) & Taylor Johnson-Matthews (20) vs. App St., Dec. 7, 2025**  
**Hadley Periman (10) & Mia Moore (10), vs. American, Nov. 13, 2025**  
 Quinyotta Pettaway (10), Shaniqua Pauldo (11), Lindsey Mason (10), at Furman, Nov. 28, 2011  
 Ruby Whitehorn (18 pts, 14 rbs) & Amari Robinson (12 pts, 13 rbs), at Florida St., Mar. 3, 2024  
 -----%  
 No. 19/19 Georgia Tech, W, 68-61, Feb. 13, 2025  
 No. 19/19 Georgia Tech, W, 68-61, Feb. 13, 2025  
 No. 22/18 at Florida St., W, 57-45, Jan. 13, 2019



# CLEMSON TEAM SEASON HIGHS

<b>POINTS</b>	97		at Chicago St. (12/28/2025)
	84		North Florida (12/21/2025)
	83		SMU (01/29/2026)
	78		Wake Forest (01/18/2026)
	78		at Charleston So. (12/17/2025)
	78		App State (12/07/2025)
	78		American (11/13/2025)
<b>FIELD GOALS MADE</b>	33		at Chicago St. (12/28/2025)
	33		North Florida (12/21/2025)
<b>FIELD GOAL ATTEMPTS</b>	67		at Georgia Tech (01/11/2026)
	65		vs Western Caro. (N) (11/28/2025)
<b>FIELD GOAL PERCENTAGE</b>	.600	(33-55)	at Chicago St. (12/28/2025)
	.543	(25-46)	App State (12/07/2025)
<b>3 PT FG MADE</b>	21		at Chicago St. (12/28/2025)
	14		American (11/13/2025)
<b>3 PT FG ATTEMPTS</b>	35		at Chicago St. (12/28/2025)
	34		at Miami (FL) (01/04/2026)
<b>3 PT FG PERCENTAGE</b>	.600	(21-35)	at Chicago St. (12/28/2025)
	.476	(10-21)	at Mercer (11/06/2025)
<b>FREE THROWS MADE</b>	21		App State (12/07/2025)
	17		Florida St. (02/01/2026)
	17		Wake Forest (01/18/2026)
	17		vs Western Caro. (N) (11/28/2025)
<b>FREE THROW ATTEMPTS</b>	29		vs Western Caro. (N) (11/28/2025)
	23		App State (12/07/2025)
<b>FREE THROW PERCENTAGE</b>	1.000	(4-4)	at South Carolina (11/11/2025)
	.913	(21-23)	App State (12/07/2025)
<b>REBOUNDS</b>	50		SMU (01/29/2026)
	49		North Florida (12/21/2025)
<b>ASSISTS</b>	27		at Chicago St. (12/28/2025)
	19		at Miami (FL) (01/04/2026)
	19		at Furman (11/23/2025)
<b>STEALS</b>	12		at Furman (11/23/2025)
	12		USC Upstate (11/03/2025)
<b>BLOCKED SHOTS</b>	6		SMU (01/29/2026)
	6		at Alabama (12/04/2025)
<b>TURNOVERS</b>	20		at Notre Dame (01/25/2026)
	20		at Virginia Tech (01/22/2026)
<b>FOULS</b>	26		at Virginia Tech (01/22/2026)
	22		vs Western Caro. (N) (11/28/2025)

# CLEMSON TEAM SEASON LOWS

<b>POINTS</b>	37		at South Carolina (11/11/2025)
	48		at Alabama (12/04/2025)
	54		Louisville (11/16/2025)
	55		at Georgia Tech (01/11/2026)
	63		at Virginia (01/01/2026)
<b>FIELD GOALS MADE</b>	14		at South Carolina (11/11/2025)
	17		at Alabama (12/04/2025)
<b>FIELD GOAL ATTEMPTS</b>	46		App State (12/07/2025)
	48		Louisville (11/16/2025)
<b>FIELD GOAL PERCENTAGE</b>	.230	(14-61)	at South Carolina (11/11/2025)
	.315	(17-54)	at Alabama (12/04/2025)
<b>3 PT FG MADE</b>	4		at Virginia Tech (01/22/2026)
	4		at Georgia Tech (01/11/2026)
	4		at Virginia (01/01/2026)
	4		Louisville (11/16/2025)
<b>3 PT FG ATTEMPTS</b>	13		at Virginia Tech (01/22/2026)
	15		Louisville (11/16/2025)
<b>3 PT FG PERCENTAGE</b>	.152	(5-33)	at South Carolina (11/11/2025)
	.167	(4-24)	at Georgia Tech (01/11/2026)
<b>FREE THROWS MADE</b>	4		Louisville (11/16/2025)
	4		at South Carolina (11/11/2025)
<b>FREE THROW ATTEMPTS</b>	4		at South Carolina (11/11/2025)
	7		at Miami (FL) (01/04/2026)
<b>FREE THROW PERCENTAGE</b>	.286	(4-14)	Louisville (11/16/2025)
	.353	(6-17)	at Notre Dame (01/25/2026)
<b>REBOUNDS</b>	26		Louisville (11/16/2025)
	27		App State (12/07/2025)
<b>ASSISTS</b>	7		Louisville (11/16/2025)
	9		at Virginia Tech (01/22/2026)
	9		at South Carolina (11/11/2025)
<b>STEALS</b>	3		at Virginia Tech (01/22/2026)
	3		North Florida (12/21/2025)
	3		at Alabama (12/04/2025)
	3		at Mercer (11/06/2025)
<b>BLOCKED SHOTS</b>	1		Wake Forest (01/18/2026)
	1		at Virginia (01/01/2026)
	1		North Florida (12/21/2025)
	1		Pittsburgh (12/14/2025)
	1		vs Michigan St. (N) (11/30/2025)
	1		American (11/13/2025)
	1		at South Carolina (11/11/2025)
<b>TURNOVERS</b>	7		NC State (01/08/2026)
	8		at Charleston So. (12/17/2025)
<b>FOULS</b>	9		at Charleston So. (12/17/2025)
	9		USC Upstate (11/03/2025)

# NCAA TEAM RANKING SUMMARY

Statistic	National Rank	Conference Rank	Value	National Leader	Value	Conference Leader	Value
Assist/Turnover Ratio (359 ranked)	49	8	1.10	UConn	1.85	Virginia	1.29
Assists Per Game (359 ranked)	138	12	13.9	UConn	24.4	Virginia	18.8
Bench Points Per Game (359 ranked)	23	2	26.8	LSU	41.9	Louisville	35.5
Blocks Per Game (359 ranked)	201	15	2.9	Virginia	7.6	Virginia	7.6
Field Goal Percentage (359 ranked)	50	5	44.8	UConn	53.0	Notre Dame	47.0
Field Goal Percentage Defense (359 ranked)	195	13	40.0	TCU	32.8	Virginia Tech	36.7
Fouls Per Game (359 ranked)	87	10	15.5	Dartmouth	10.6	NC State	12.6
Free Throw Attempts Per Game (359 ranked)	243	12	15.57	FIU	26.10	Virginia Tech	20.04
Free Throw Percentage (359 ranked)	289	16	66.8	Illinois	82.3	Stanford	79.5
Free Throws Made Per Game (359 ranked)	272	15	10.39	Murray St.	20.86	Virginia Tech	14.52
Rebound Margin (359 ranked)	32	6	7.7	LSU	19.3	Virginia	12.0
Rebounds (Defensive) Per Game (359 ranked)	150	15	25.5	Oklahoma	33.5	NC State	32.0
Rebounds (Offensive) Per Game (359 ranked)	201	14	11.7	Troy	18.5	Syracuse	17.4
Rebounds Per Game (359 ranked)	165	14	37.17	Troy	50.50	NC State	44.59
Scoring Defense (359 ranked)	38	1	57.6	UConn	51.1	Clemson	57.6
Scoring Margin (359 ranked)	57	8	13.1	LSU	41.3	Louisville	22.9
Scoring Offense (359 ranked)	102	11	70.7	LSU	98.9	Louisville	82.6
Steals Per Game (359 ranked)	321	17	6.3	Cal St. Fullerton	16.7	Notre Dame	13.9
Three Point Attempts Per Game (359 ranked)	38	2	25.3	Arkansas St.	34.1	Florida St.	26.1
Three Point Percentage (359 ranked)	59	3	34.3	Gonzaga	40.5	North Carolina	34.4
Three Point Percentage Defense (359 ranked)	330	17	33.6	Baylor	22.9	Louisville	26.6
Three Pointers Per Game (359 ranked)	25	1	8.7	Fairfield	11.9	Clemson	8.7
Turnover Margin (359 ranked)	133	7	1.48	McNeese	12.95	Notre Dame	7.23
Turnovers Forced Per Game (359 ranked)	311	15	14.04	Cal St. Fullerton	27.95	Syracuse	20.27
Turnovers Per Game (359 ranked)	18	2	12.6	Minnesota	10.3	NC State	11.9
Winning Percentage (356 ranked)	87	6	69.6	UConn	100.0	Louisville	87.5

# NCAA INDIVIDUAL RANKING SUMMARY

Statistic	Player	National Rank	Conference Rank	Value	National Leader	Value	Conference Leader	Value
Assist/Turnover Ratio (250 ranked)	Mia Moore	46	4	2.07	Paige Girardi, Quinnipiac	4.69	Mackenzie Nelson, Virginia Tech	2.76
Assists (150 ranked)	Mia Moore	31	5	114	Tonie Morgan, Kentucky	197	Kymora Johnson, Virginia	140
Assists Per Game (250 ranked)	Mia Moore	37	5	5.0	Caroline Lau, Northwestern	8.8	Kymora Johnson, Virginia	6.4
Blocks (135 ranked)	Hadley Periman	102	13	27	Emma Johansson, California Baptist	67	Uche Izoje, Syracuse	60
Blocks Per Game (250 ranked)	Hadley Periman	127	14	1.23	Julia Dalan, Portland	3.42	Uche Izoje, Syracuse	2.73
Double Doubles (49 ranked)					Raegan Beers, Oklahoma Sharnece Currie-Jelks, Murray St. Avery Koenen, North Dakota St.	16 16 16	Khamil Pierre, NC State	14
Field Goal Attempts (148 ranked)					Mikayla Blakes, Vanderbilt	441	Hannah Hidalgo, Notre Dame	435
Field Goal Percentage (250 ranked)					Gracie Merkle, Penn St.	74.2	Grace Oliver, Wake Forest	59.9
Field Goals (144 ranked)					Audi Crooks, Iowa St.	233	Hannah Hidalgo, Notre Dame	210
Free Throw Attempts (143 ranked)					S'Mya Nichols, Kansas	189	Toby Fournier, Duke	144
Free Throw Percentage (247 ranked)					Maddie Heiss, Wofford	94.9	Kymora Johnson, Virginia	86.6
Free Throws (146 ranked)					S'Mya Nichols, Kansas	156	Hannah Hidalgo, Notre Dame	114
Minutes Per Game (150 ranked)					Meri Kanerva, Xavier	38.09	Hannah Hidalgo, Notre Dame	35.73
Points (199 ranked)					Mikayla Blakes, Vanderbilt	577	Hannah Hidalgo, Notre Dame	557
Points Per Game (250 ranked)					Audi Crooks, Iowa St.	25.9	Hannah Hidalgo, Notre Dame	25.3
Rebounds (147 ranked)					Megan Nestor, North Texas	303	Khamil Pierre, NC State	261
Rebounds (Defensive) Per Game (30 ranked)					Megan Norris, UC Davis	10.1	Khamil Pierre, NC State	8.4
Rebounds (Offensive) Per Game (30 ranked)					Megan Nestor, North Texas	5.6	Uche Izoje, Syracuse	3.9
Rebounds Per Game (250 ranked)					Megan Nestor, North Texas	13.8	Khamil Pierre, NC State	11.9
Steals (146 ranked)					Hannah Hidalgo, Notre Dame	123	Hannah Hidalgo, Notre Dame	123
Steals Per Game (249 ranked)					Hannah Hidalgo, Notre Dame	5.59	Hannah Hidalgo, Notre Dame	5.59
Three Point Attempts (149 ranked)	Rusne Augustinaite	87	4	141	Briana Rivera, Samford	215	Lulu Twidale, California	185
Three Point Percentage (190 ranked)	Rusne Augustinaite	19	1	43.3	Grace Grocholski, Minnesota	48.2	Rusne Augustinaite, Clemson	43.3
Three Pointers (140 ranked)	Rusne Augustinaite	25	2	61	Briana Rivera, Samford	76	Kymora Johnson, Virginia	67
Three Pointers Per Game (249 ranked)	Rusne Augustinaite	37	2	2.65	Lydia Melashenko, Merrimack	3.19	Kymora Johnson, Virginia	3.05
Triple Doubles (3 ranked)					Olivia Miles, TCU	4	Indya Nivar, North Carolina Hannah Hidalgo, Notre Dame Romi Levy, Virginia	1 1 1



# NOTES TO NOSH ON

## CLEMSON DEFEATS RV/RV NOTRE DAME FOR 4TH TIME IN PROGRAM HISTORY

Senior guard Taylor Johnson-Matthews (18 points, 3-3 3FG, 10th double-digit scoring game this season, and the 5th game of the season with 3+ 3-pointers) led Clemson as the Tigers handed RV/RV Notre Dame its second home loss of the season, 65-58 at Purcell Pavilion on Sunday.

For the first time since the 2019-20 season, the Tigers beat the Fighting Irish in South Bend (W, 71-55, Dec. 19, 2019). The win also marked the first win in the series since the 2020-21 season.

## TIGERS BEAT NC STATE FOR 1ST TIME IN 15 YEARS

Five Tigers scored double-digit points to lead Clemson to victory, 75-65 against NC State on Thursday night for its first win over the Wolfpack in 15 years (Jan. 6, 2011).

Clemson captured its second-straight Quad One Victory (at the time the game was played, since moved to Q2), with both wins coming by a double-digit margin.

Head Coach Shawn Poppie earned his first career victory over NC State and his 26th victory as Clemson head coach, allowing him to pass Ito Umoreh (25 wins, 2011-13) for the sixth most wins in program history.

## 21 3PM RECORD BROKEN (PROGRAM & ACC)

Clemson collected 21 3-pointers (Program & ACC Record) in its 10th win of the season at Chicago St., 97-44, at the Jacoby Dickens Center on Sunday afternoon.

- The Tigers' total of 21 3-pointers marked a new program and ACC record. Clemson's previous team 3-point record was 15 3PM (N.C. State, Dec. 29, 2024). The previous ACC record of 20 3PM was held by Syracuse at North Carolina, Feb. 22, 2018).
- The 21 made 3-pointers by Clemson is the most in a single game across DI this season. It is the most since Tennessee made 30 3-pointers against N.C. Central (December 2024).
- The 35 3-point attempts are tied for the second-most in program history (vs. Longwood, Nov. 19, 2023).
- Clemson made 15 of its 21 3-pointers in the first half.
- The Tigers won by 53 points, the fourth-largest margin of victory on the road in program history.
- Senior guard Johnson-Matthews led at scorers with a season-best 23 points and knocked down a career-high six triples.

## NO. 20/21 MICHIGAN ST. NOTABLES

Clemson held No. 20/21 Michigan St. to its lowest scoring game and lowest margin of victory this season (eight points) in a 72-64 loss in the 2025 Baha Mar Nassau Championship (Junkanoo Division) at the Baha Mar.

- At halftime (38-30), Clemson trailed Michigan St. by eight points, the closest an opponent has trailed the Spartans at the break this season.
- The Tigers held Michigan St. (99.9 PPG) to 72 points, their lowest scoring game of the 2025-26 season.
- Michigan St. won by eight points; the Spartans' average margin of victory is 51.4 ppg.

## TIGERS INK MONSTER SIGNING CLASS; HIGHEST EVER IN PROGRAM HISTORY

The incoming 2026 class is the highest-ranked signing class in program history and ranks third nationally (per 247 Sports) and sixth nationally (per ESPN).

Coach Poppie, who is in his second year at the helm, has signed six Top-100 recruits in two years. Prior to the Poppie Era at Clemson, the program has only had six Top-100 recruits in the previous 12 years.

The Class includes: Trinity Jones, Kimora Fields, Julia Scott, Meeyah Green, and Dyarri Braddick.

Trinity Jones: No. 9 Nationally - 247 Sports (97, Four Star) & No. 11 Nationally - ESPN SC Next 100 (96, Five Star).

Kimora Fields: No. 27 Nationally - ESPN SC Next 100 (95, Four Star) & No. 46 Nationally - 247 Sports (93, Four Star).

Julia Scott: No. 39 Nationally - ESPN SC Next 100 (94, Four Star) & No. 40 Nationally - 247 Sports (95, Four Star).

Meeyah Green: No. 63 Nationally - 247 Sports (91, Four Star) & No. 50 Nationally - SC Next 100 (94, Four Star).

Dyarri Braddick: Ranked as No. 108 Nationally - ESPN SC Next (Three Star).

## PUT IT INTO PERSPECTIVE

Coach Poppie, who is in his second year at the helm, has signed six Top-100 recruits in two years. Prior to the Poppie Era at Clemson, the program has only had six Top-100 recruits in the previous 12 years (2013-24).

**Clemson's Barbara Kennedy-Dixon Named To 2026 Women's Basketball Hall Of Fame Class**  
Barbara Kennedy-Dixon has been named to [The Women's Basketball Hall of Fame \(WBHOF\) Class of 2026](#), as a posthumous veteran honoree.

- Leads Clemson & ACC in Career Points (3,113) and scoring average (24.5).
- One of just eight players with at least 3,000 points and 1,000 rebounds since the NCAA started sponsoring women's sports in 1981-82 (Barbara's senior year); The other six players with 3,000 points and 1,000 rebounds include: Brittney Griner, Patricia Hoskins, Lorri Bauman, Elena Delle Donne, Maya Moore, Chamique Holdsclaw and Cheryl Miller.
- Two-time First-Team All-American (1981, 1982), Three-time First-Team All-ACC (1980, 1981, 1982), Second-Team All-ACC (1979), Two-time ACC Tournament MVP (1981, 1982), All-ACC Rookie Team (1979) at Clemson (1978-82).
- Jersey Number 42 retired by Clemson.

## Rachael Rose Named To Nancy Lieberman PGOTY Preseason Watch List

Senior guard Rachael Rose is 1-of-20 players (1-of-6 in the ACC) named to the 2026 Nancy Lieberman Point Guard of the Year Preseason watch list, announced by Hoophall & the WBCA. Rose did not earn a spot on the Preseason All-ACC Team.

The Nancy Lieberman Award recognizes the top point guard in women's NCAA Division I college basketball. To be considered for this prestigious award, candidates must exhibit the floor leadership, playmaking, and ball-handling skills of Class of 1996 Hall-of-Famer Nancy Lieberman.

## Record Attendance Increase

In the first year of the Shawn Poppie Era, Clemson women's basketball experienced a 91% Year-over-year home attendance growth, 9th nationally and 1st in the ACC.

The Tigers finished the 2024-25 season with the highest home attendance (36,408 fans) in program history since the 2001-02 season.

## Tigers Turning Heads

Last season the Tigers upset No. 19 Georgia Tech (W, 68-61, Feb. 13) and No. 20 Cal (W, 69-58, Jan. 2) in head coach Shawn Poppie's first season (2024-25) at Clemson, which marked the first time since 2022-23 and the third time since 2004 that Clemson defeated two or more ranked opponents in a season.

## Raining 3's

The 2024-25 squad set a new single-season program record with 228 3PTM last season.

The squad's 3PT average of 7.4 ranked 5th in the ACC last season.

Hannah Kohn hit 79 three-pointers in her first season in Clemson, one short of the program single-season mark (80) set by Kendall Spray in 2019-20.

## Offseason Staff Additions

Corey Fox (Special Assistant to the Head Coach) & Cayla King (Graduate Assistant) joined Shawn Poppie & Co. in the offseason.

Fox was most recently at Limestone, where he had served as the Head Women's Basketball Coach since 2004, and previously from 2001 to 2003 in the Men's Basketball staff. During his time with the Saints, he accumulated a 386-244 record, rebuilding the women's program and setting a school record of 34 wins in a season during 2014-15. He led the team to the program's first Sweet 16 in 2013, to the Elite Eight in 2014, and the Final Four in 2015. He coached nine consecutive winning seasons from 2009 to 2018 and led the Saints to seven consecutive conference championships from 2012 to 2018.

King comes to Clemson with two seasons of professional basketball experience in Slovenia and Australia. King played five seasons at Virginia Tech, connecting her with Poppie. King was a four-year starter for the Hokies, where she saw four NCAA Tournament Runs and was a starter in the 2023 Final Four. She owns the program record for 3FG in a game with nine, and ranks second in career games played (154).

# NOTES TO NOSH ON

## 1,000 CAREER POINTS

No.	Player	Years	Points
1.	Barbara Kennedy	1978-82	3,113
2.	Chrissy Floyd	1999-03	1,916
3.	Amari Robinson	2019-24	1,900
4.	Janet Knight	1982-86	1,795
5.	Shandy Bryan	1989-93	1,614
6.	Nikki Dixon	2011-15	1,598
7.	Lele Hardy	2006-10	1,571
8.	Karen Ann Jenkins	1985-89	1,514
9.	Mary Anne Cubelic	1979-83	1,501
10.	Tara Saunooke	1991-95	1,455
11.	Bobbie Mims	1976-80	1,448
12.	Danielle Edwards	1995-19	1,436
13.	Kobi Thornton	2016-20	1,425
14.	Kerry Boyatt	1989-93	1,409
15.	Ito Umoh	1995-99	1,409
16.	Amy Geren	1995-99	1,402
17.	Donna Forester	1976-78	1,270
18.	Louise Greenwood	1985-89	1,268
19.	Cissy Bristol	1977-82	1,229
20.	Peggy Caple	1981-85	1,173
21.	Laura Cottrell	1993-97	1,108
22.	Sthefany Thomas	2007-11	1,088
23.	D'lesha Lloyd	2004-08	1,049
24.	Natasha Anderson	1995-99	1,033
25.	Janet Forester	1975-77	1,030
26.	Melinda Hall-Ashworth	1982-86	1,024

Additional Clemson Players to reach 1,000 points while wearing a Clemson Jersey (Shoutout the Transfer Portal):

27.	Delicia Washington	2020-22
28.	Kendall Spray	2019-21
29.	Loyal McQueen	2024-25
30.	Tessa Miller	2024-25
31.	Raven Thompson	2024-Present
32.	Mia Moore	2024-Present

## ACTIVE PRO TIGERS - 8

Name	Years at Clemson	Club (League)
Anya Poole	2024-25	Champagne (France – LF2)
Summah Evans	2024-25	Freiburg (German DBBL)
Maddi Cluse	2023-25	Brunell (Irish Super League)
Dayshanette Harris	2023-24	Lyon (France – LFB)
Delicia Washington	2020-22	Al Ahly (Egyptian Superleague)
Amari Robinson	2019-24	Ulaanbaatar Amazons (Mongolian MBL)
Hannah Hank	2019-23	Poznań (Polish OBLK)
Aliyah Collier	2015-19	Guangdong Vermilion Birds (Chinese WCBA)

## CLEMSON WNBA DRAFT PICKS & SIGNEES - 3

Year	Name	Team	Rd./Overall
2020	Kobi Thornton	Atlanta Dream	3rd Rd./27th Overall
2003	Chrissy Floyd	Seattle Storm	3rd Rd./37th Overall
2001	Erin Batth	Cleveland Rockers	4th Rd./59th Overall
1999	Ito Umoh	Minnesota Lynx	Training Camp

## CLEMSON IN OVERTIME - 59 GAMES - 34-25 RECORD

Date	Opponent	W-L	Score	OT	Site
Jan. 17, 1976	Charleston Southern	W	68-66	1	A
Feb. 21, 1981	Mercer	L	79-78	1	A
Feb. 6, 1982	South Carolina	L	99-91	1	A
Feb. 23, 1983	Virginia	W	86-84	1	H
Mar. 4, 1983	Duke	W	93-92	1	N <sup>1</sup>
Dec. 15, 1983	Mississippi State	W	80-75	1	A
Feb. 4, 1984	NC State	L	105-104	2	H
Mar. 24, 1984	Western Kentucky	W	110-106	1	N <sup>2</sup>
Jan. 9, 1985	Georgia Tech	W	84-81	1	A
Jan. 11, 1986	Virginia	L	96-89	1	H
Jan. 14, 1988	Maryland	L	79-78	1	H
Jan. 22, 1990	Radford	W	78-77	2	H
Dec. 20, 1990	California	L	90-86	1	A
Mar. 7, 1992	NC State	W	96-93	1	N <sup>3</sup>
Jan. 13, 1993	Virginia	W	61-60	1	H
Mar. 7, 1993	Virginia	L	79-71	1	N <sup>3</sup>
Feb. 20, 1995	Duke	W	88-82	1	A
Nov. 22, 1995	UNC-Charlotte	W	77-74	1	A
Nov. 27, 1995	Western Kentucky	L	94-86	2	N <sup>4</sup>
Mar. 1, 1997	Virginia	W	77-75	1	N <sup>4</sup>
Feb. 7, 1998	NC State	W	65-58	1	H
Feb. 12, 1998	Maryland	W	74-70	1	A
Jan. 2, 1999	Virginia	L	67-66	1	H
Dec. 21, 1999	UNC-Greensboro	L	78-67	1	A
Jan. 20, 2000	Virginia	L	77-74	2	A
Jan. 2, 2001	Maryland	L	85-73	1	A
Feb. 8, 2001	North Carolina	L	100-99	2	A
Dec. 21, 2002	Marshall	W	45-37	1	N <sup>5</sup>
Jan. 23, 2003	Georgia Tech	L	89-78	1	A
Nov. 21, 2003	South Carolina	W	103-99	1	H
Dec. 3, 2004	South Carolina	W	87-79	1	A
Feb. 19, 2006	Florida State	L	80-72	1	H
Mar. 6, 2008	NC State	W	65-60	1	N <sup>6</sup>
Dec. 4, 2008	Northwestern	W	78-75	1	A
Nov. 11, 2009	South Carolina	W	94-92	2	H
Dec. 19, 2009	Ohio	W	89-81	1	A
Feb. 18, 2010	Miami (FL)	W	73-72	1	H
Jan. 23, 2011	Wake Forest	W	77-73	1	A
Feb. 3, 2012	Virginia Tech	W	55-51	1	A
Nov. 13, 2012	USF	L	75-73	1	H
Jan. 8, 2014	Georgia Tech	W	80-79	1	A
Feb. 13, 2014	NC State	L	69-63	1	H
Jan. 2, 2015	Virginia Tech	W	63-54	1	H
Nov. 22, 2016	Louisiana Tech	W	78-67	1	H
Jan. 18, 2018	Boston College	W	65-61	2	H
Nov. 28, 2018	Illinois	W	69-67	1	H
Mar. 7, 2018	Virginia Tech	W	80-79	1	N <sup>6</sup>
Jan. 16, 2020	Pitt	W	75-67	1	H
Jan. 21, 2021	Florida State	L	95-88	2	A
Jan. 24, 2021	Syracuse	W	86-77	1	H
Jan. 27, 2022	Pitt	L	78-73	1	H
Feb. 13, 2022	Georgia Tech	L	92-84	1	A
Feb. 2, 2023	Miami	L	69-66	1	H
Feb. 5, 2023	Wake Forest	L	69-64	1	A
Feb. 8, 2024	Miami	L	75-72	1	A
Mar. 3, 2024	Florida State	L	82-79	1	A
Jan. 5, 2025	Stanford	W	65-61	1	H
Mar. 6, 2025	Louisville	L	70-68	1	N <sup>6</sup>
Jan. 18, 2026	Wake Forest	W	78-71	1	H

Key:

N<sup>1</sup> ACC Tournament (Fayetteville, N.C.)

N<sup>2</sup> NWIT (Amarillo, Texas)

N<sup>3</sup> ACC Tournament (Rock Hill, S.C.)

N<sup>4</sup> ACC Tournament (Charlotte, N.C.)

N<sup>5</sup> Bahamas Shootout (Nassau, Bahamas)

N<sup>6</sup> ACC Tournament (Greensboro, N.C.)

# HEAD COACH SHAWN POPPIE

2ND SEASON AT CLEMSON • 4TH YEAR OVERALL • LIMESTONE '07



### COACHING CAREER HIGHLIGHTS

- Upset No. 19 Georgia Tech and No. 20 Cal in first season (2024-25) at Clemson, which marked the first time since 2022-23 and the third time since 2004 that Clemson defeated two or more ranked opponents in a season.
- Named 8th Head Coach in Clemson Women's Basketball Program History on March, 26, 2024.
- 2 NCAA Tournament Appearances (Chattanooga, 2022-23 & 2023-24).
- Coached six players currently in the WNBA and 17 that are currently playing professionally.
- 2023 Spalding Maggie Dixon NCAA Division 1 Rookie Coach of the Year.
- 2023-24 SoCon Coach of the Year.
- Coached eight all-conference selections at Chattanooga.
- Coached nine All-ACC selections during his time as associate head coach at Virginia Tech.
- Coached Virginia Tech's first-ever All-American.

### PLAYING CAREER HIGHLIGHTS (LIMESTONE)

- Four-year starting guard at Limestone (DII) (2003-07).
- Inducted into Limestone's Hall of Fame in 2017.
- 2x Conference Carolinas All-Conference Second Team (2005-06, 2006-07)
- Conference Carolinas All-Tournament Team (2005-06)
- Was the program's all-time leader in assists (603) and steals (168).
- Finished his career with 1,247 points (3rd All-Time Limestone Program history).
- Logged four career triple-doubles.

### THE POPPIE FILE

#### COACHING CAREER

2024-Present	Clemson, Head Coach
2022-24	Chattanooga, Head Coach
2020-22	Virginia Tech, Assoc. Head Coach
2016-20	Virginia Tech, Assistant Coach
2013-16	Furman, Assistant Coach
2011-13	USC Upstate, Assistant Coach
2007-11	Limestone, Assistant Coach/Recruiting Coord.

#### PERSONAL

Born	April 7, 1985
Hometown	Crescent City, Illinois
College	Limestone, 2007
	Sports Management
Wife	Regina
Children	Kai, Kayden, & Cam

### RANKED WINS AS THE HEAD HONCHO

Date	Opponent	Rank	Score
1/2/25	California (H)	20/23	W, 69-58
2/13/25	Georgia Tech (H)	19/19	W, 68-61

### CLEMSON HEAD COACH HISTORY

Coach	Years (Seasons)	Wins	Losses	Win%
Jim Davis	1987-05 (18)	355	197	0.643
Annie Tribble	1976-87 (11)	200	135	0.597
Amanda Butler	2018-24 (6)	81	106	0.433
Cristy McKinney	2005-10 (5)	59	93	0.388
Audra Smith	2013-18 (5)	52	101	0.340
Ito Uro	2010-13 (3)	25	63	0.284
<b>Shawn Poppie</b>	<b>2024-Present (2)</b>	<b>29</b>	<b>24</b>	<b>0.547</b>
Mary King	1975-76 (1)	14	11	0.560

## POPPIES' CAREER STATISTICS

Year	TOTAL					3-PTS			REBOUNDS														
	G	GS	FG	FGA	Pct	3FG	3FGA	Pct	FT	FTA	Pct	O	D	Tot	Avg	PF	FO	A	TO	Blk	Stl	Pts	Avg
2003-04	29	28	97	207	.469	40	102	.392	42	57	.737	13	101	114	3.9	49	2	150	91	3	43	276	9.5
2004-05	29	29	74	171	.433	19	56	.339	88	106	.830	14	132	146	5.0	67	2	156	116	19	48	255	8.8
2005-06	29	28	124	268	.463	38	98	.388	71	104	.682	-	-	173	5.9	66	0	121	103	11	46	357	12.3
2006-07	26	25	110	255	.431	29	98	.296	110	155	.709	17	91	108	4.2	71	2	176	74	7	71	359	13.8
Total	113	110	405	901	.450	126	354	.356	311	422	.737	-	-	541	4.8	253	6	603	384	40	168	1,247	11.0

# POPPIE VS. ALL COMPETITION

TEAM	CHATTANOOGA		CLEMSON		TOTAL
	W	L	W	L	
ALABAMA	0	1	0	2	0-3
AMERICAN	0	0	1	0	1-0
APP STATE	0	0	1	0	1-0
AUSTIN PEAY	1	1	0	0	1-1
BELMONT	0	1	0	0	0-1
BOSTON COLLEGE	0	0	0	1	0-1
CAL	0	0	1	0	1-0
CHARLESTON SOUTHERN	0	0	1	0	1-0
CHICAGO ST.	0	0	1	0	1-0
COASTAL CAROLINA	0	1	0	0	0-1
DUKE	0	0	0	1	0-1
E. KENTUCKY	1	0			1-0
ETSU	5	0			5-0
FLORIDA	0	0	0	1	0-1
FLORIDA STATE	0	0	1	1	1-1
FURMAN	5	0	1	0	6-0
GEORGIA	0	0	0	1	0-1
GEORGIA TECH	0	0	1	2	1-2
GEORGIA STATE	1	0			1-0
HAWAII	0	0	1	0	1-0
JACKSON STATE	0	0	1	0	1-0
JACKSONVILLE STATE	0	1			0-1
KENT STATE	1	0			1-0
KENNESAW STATE	2	0	1	0	3-0
KING	2	0			2-0
LIPSCOMB	1	0			1-0
LOUISVILLE	0	0	0	3	0-3
MARSHALL	0	2			0-2
MERCER	5	0	1	0	6-0
MIAMI (FL)	0	0	2	0	2-0
MICHIGAN ST.	0	0	0	1	0-1
MISSISSIPPI STATE	1	0			1-0
MURRAY STATE	0	1			0-1
NC CENTRAL	1	0	1	0	2-0
NC STATE	0	1	1	1	1-2
N. ALABAMA	2	0			2-0
NORTH FLORIDA	0	0	1	0	1-0
N. KENTUCKY	1	0			1-0
NORTH CAROLINA	0	0	0	1	0-1
NOTRE DAME	0	0	1	1	1-1
OHIO	1	0			1-0
PITT	0	0	1	1	1-1
PRESBYTERIAN	0	0	1	0	1-0
RADFORD	0	0	1	0	1-0
RICHMOND	0	1			0-1
SAMFORD	3	1			3-1
SMU	0	0	2	0	2-0
SOUTH CAROLINA	0	0	0	2	0-2
SYRACUSE	0	0	0	1	0-1
STANFORD	0	0	2	0	2-0
TEMPLE	0	0	0	0	0-0
TENNESSEE	0	1			0-1
TENNESSEE STATE	1	0			1-0
TENNESSEE TECH	1	0			1-0
UAB	0	0	1	0	1-0
UL-MONROE	0	0	0	0	0-0
UNC ASHEVILLE	1	0			1-0
UNC GREENSBORO	3	2			3-2
USC UPSTATE	0	0	1	0	1-0
UVA WISE	1	0			1-0
VIRGINIA	0	0	0	2	0-2
VIRGINIA TECH	0	1	0	2	0-3
WAKE FOREST	0	0	2	0	2-0
W. CAROLINA	4	1	1	0	5-1
WOFFORD	3	2			3-2
YOUNG HARRIS	1	0			1-0
<b>TOTALS</b>	<b>48</b>	<b>18</b>	<b>30</b>	<b>24</b>	<b>78-42</b>





# CLEMSON COACHING STAFF



**CHRIS AYERS**  
**ASSOCIATE HEAD COACH**  
**SECOND SEASON AT CLEMSON • FAMU '08**  
*Hometown:* Tallahassee, Fla.  
*Coaching Experience*  
Assistant Coach, Godby High School (2008-17)  
Graduate Manager, Georgia Tech (2017-18)  
Assistant Coach, Ole Miss (2018-2024)  
Assistant Coach, Clemson (2024-Pres.)



**JON GOLDBERG**  
**DIRECTOR OF PLAYER DEVELOPMENT & RECRUITING/ASSISTANT COACH**  
**SECOND SEASON AT CLEMSON • EMERSON '14**  
*Hometown:* Stowe, Vt.  
*Coaching Experience*  
Assistant Coach, Chattanooga (2018-24)  
Assistant Coach, Clemson (2024-Pres.)



**SYDNI MEANS**  
**ASSISTANT COACH**  
**SECOND SEASON AT CLEMSON • MERCER '18**  
*Hometown:* Atlanta, Ga.  
*Coaching Experience*  
Assistant Coach, Mercer (2018-21)  
Assistant Coach, Tulsa (2021-24)  
Assistant Coach, Clemson (2024-Pres.)




**JAYDA WORTHY**  
**ASSISTANT COACH**  
**SECOND SEASON AT CLEMSON • RADFORD '18**  
*Hometown:* Toledo, Ohio  
*Coaching Experience*  
Assistant Coach, Radford (2020-22)  
Assistant Coach, Chattanooga (2022-24)  
Assistant Coach, Clemson (2024-Pres.)



**KATELYN GRISILLO**  
**ASSISTANT COACH**  
**SECOND SEASON AT CLEMSON • USC-AIKEN '16**  
*Hometown:* Charleston, S.C.  
*Coaching Experience*  
Graduate Assistant, Wingate (2016-18)  
Assistant Coach, Wingate (2018-22)  
Assistant Coach, Chattanooga (2022-24)  
Assistant Coach, Clemson (2024-Pres.)



**COREY FOX**  
**SPECIAL ASSISTANT TO THE HEAD COACH**  
**FIRST SEASON AT CLEMSON • LIMESTONE '01**  
*Hometown:* -----  
*Coaching Experience*  
Head Coach, Limestone (2004-25)  
Assistant Coach, Limestone (Men) (2001-03)  
Head Coach Record: 386-242  
Set school record of 34 wins in a season during 2014-15.  
Led Limestone to the program's first Sweet 16 in 2013, to the Elite Eight in 2014, and the Final Four in 2015.



# HOLLAND HARRIS

Guard • 6-1 • Freshman  
Orlando, Florida • Montverde Academy

# 0

- Added 6 points in win against SMU (Jan. 29).
- Logged a career-high 13 points and personal-best 3 3-pointers made in road win at Chicago St. (Dec. 28).
- Grabbed a career-best 5 rebounds at Alabama (Dec. 4) in the ACC/SEC Challenge.
- Added a career-best 4 points in win against Western Carolina (Nov. 28) at the Baha Mar.
- Knocked down first career triple in win at Furman (Nov. 23).
- Saw 10 minutes of action with 4 rebounds and 1 block in collegiate debut in win against USC Upstate (Nov. 3).

## STAR STUDDED

- Ranked as a ★★★★★ Four-star recruit by 24/7Sports, On3 and ESPN.
- No. 45 player in the nation and an overall grade of 94 by ESPN.
- Ranked the No. 50 player nationally by 24/7Sports and No. 51 by On3.

## 2025-26 HARRIS' GAME-BY-GAME

Opponent	Date	GS	MIN	Total		3-Pointers		Free throws		Rebounds				PF	A	TO	BLK	STL	PTS	AVG
				FG-FGA	PCT	3FG-3FGA	PCT	FT-FTA	PCT	OFF	DEF	TOT	AVG							
USC Upstate	11/03/2025		09:59	0-5	.000	0-1	.000	0-0	.000	2	2	4	4.0	1	0	1	1	0	0	0.0
at South Carolina	11/11/2025		03:50	0-1	.000	0-0	.000	0-0	.000	0	0	0	2.0	0	0	0	0	0	0	0.0
American	11/13/2025		10:39	0-0	.000	0-0	.000	1-2	.500	2	2	4	2.7	1	0	1	0	0	1	0.3
at Furman	11/23/2025		10:45	1-4	.250	1-2	.500	0-2	.000	1	3	4	3.0	0	0	0	0	1	3	1.0
vs Western Caro.	11/28/2025		11:32	2-3	.667	0-0	.000	0-0	.000	2	0	2	2.8	2	0	0	1	0	4	1.6
vs Michigan St.	11/30/2025		00:05	0-0	.000	0-0	.000	0-0	.000	0	0	0	2.3	0	0	0	0	0	0	1.3
at Alabama	12/04/2025		11:26	1-1	1.000	0-0	.000	1-2	.500	2	3	5	2.7	1	0	1	3	0	3	1.6
Pittsburgh	12/14/2025		10:14	1-3	.333	0-1	.000	0-1	.000	2	0	2	2.6	1	0	2	0	0	2	1.6
at Charleston So.	12/17/2025		01:20	0-0	.000	0-0	.000	0-0	.000	0	0	0	2.3	0	0	0	0	0	0	1.4
North Florida	12/21/2025		09:02	1-2	.500	0-1	.000	0-0	.000	0	4	4	2.5	1	0	2	0	0	2	1.5
at Chicago St.	12/28/2025		16:46	4-5	.800	3-4	.750	2-2	1.000	2	2	4	2.6	3	3	2	0	1	13	2.5
at Virginia	01/01/2026		05:16	0-1	.000	0-0	.000	0-0	.000	0	1	1	2.5	0	0	0	0	0	0	2.3
SMU	01/29/2026		10:00	2-4	.500	1-2	.500	1-2	.500	1	1	2	2.5	2	0	1	0	0	6	2.6
Florida St.	02/01/2026		04:25	1-1	1.000	0-0	.000	0-0	.000	0	0	0	2.3	1	0	0	0	0	2	2.6
Totals		0	115:18	13-30	.433	5-11	.455	5-11	.455	14	18	32	2.3	13	3	10	5	2	36	2.6

## Player Averages

Games Played	Minutes/game	Points/game	FG Pct	3FG Pct	FT Pct	Rebounds/game	Assists/game	Turnovers/game	Assist/Turnover ratio	Steals/game	Blocks/game
14	8.2	2.6	43.3	45.5	45.5	2.3	0.2	0.7	0.3	0.1	0.4

## HARRIS' CAREER STATISTICS

				Field Goals		3-Point		F-Throws		Rebounds								Scoring		
SEASON	TEAM	GP-GS	MIN/AVG	FG-FGA	FG%	3FG-3FGA	3FG%	FT-FTA	FT%	OFF	DEF	TOT	AVG	PF-FO	A	TO	BLK	STL	PTS	AVG
2025-26	CU	14-0	115/8.2	13-30	.433	5-11	.455	5-11	.455	14	18	32	2.3	13-0	3	10	5	2	36	2.6
TOTAL		14-0	115/8.2	13-30	.433	5-11	.455	5-11	.455	14	18	32	2.3	13-0	3	10	5	2	36	2.6

## Single Game Highs

Statistic	Value
Points	13 at Chicago St. 12/28/25
Rebounds	5 at Alabama 12/04/25
Assists	3 at Chicago St. 12/28/25
Steals	1 at Furman 11/23/25, at Chicago St. 12/28/25
Blocks	3 at Alabama 12/04/25
FG Made	4 at Chicago St. 12/28/25
FG Attempts	5 vs USC Upstate 11/03/25, at Chicago St. 12/28/25
3FG Made	3 at Chicago St. 12/28/25
3FG Attempts	4 at Chicago St. 12/28/25
FT Made	2 at Chicago St. 12/28/25
FT Attempts	2 5 times





# AMAIA JACKSON

Guard • 5-8 • Freshman

Rochester, New York • Montverde Academy

- Collected 3+ points for the 4th time in a game this season in road win at Chicago St. (Dec. 28).
- Added a career-best 6 points at Alabama (Dec. 4) in the ACC/SEC Challenge.
- Matched a career-best 3 points against American (Nov. 13) and Western Carolina (Nov. 28) at the Baha Mar.
- Ranked as a ★★★★★ Four-star recruit & 77th-ranked player of the 2029 recruiting class per BTN scouting.
- Played with fellow Clemson teammate Holland Harris at Montverde Academy.

## 2025-26 JACKSON'S GAME-BY-GAME

Opponent	Date	GS	MIN	Total		3-Pointers		Free throws		Rebounds				PF	A	TO	BLK	STL	PTS	AVG
				FG-FGA	PCT	3FG-3FGA	PCT	FT-FTA	PCT	OFF	DEF	TOT	AVG							
USC Upstate	11/03/2025		05:53	0-1	.000	0-1	.000	0-0	.000	0	0	0	0.0	1	0	0	0	0	0	0.0
American	11/13/2025		13:35	1-3	.333	1-3	.333	0-0	.000	1	1	2	1.0	0	2	0	0	0	3	1.5
vs Western Caro.	11/28/2025		05:12	0-2	.000	0-1	.000	3-4	.750	0	1	1	1.0	0	1	0	0	0	3	2.0
at Alabama	12/04/2025		13:51	2-4	.500	0-1	.000	2-2	1.000	0	0	0	0.8	1	0	0	0	0	6	3.0
Pittsburgh	12/14/2025		02:00	0-1	.000	0-1	.000	0-2	.000	0	0	0	0.6	0	0	0	0	0	0	2.4
at Charleston So.	12/17/2025		01:20	0-0	.000	0-0	.000	0-0	.000	0	1	1	0.7	0	1	0	0	0	0	2.0
North Florida	12/21/2025		01:29	0-0	.000	0-0	.000	0-0	.000	0	0	0	0.6	0	0	0	0	0	0	1.7
at Chicago St.	12/28/2025		14:55	1-5	.200	1-2	.500	0-0	.000	0	1	1	0.6	2	2	0	0	0	3	1.9
SMU	01/29/2026		03:17	0-0	.000	0-0	.000	0-0	.000	0	0	0	0.6	0	0	0	0	0	0	1.7
Florida St.	02/01/2026		00:20	0-0	.000	0-0	.000	0-0	.000	0	0	0	0.5	0	0	0	0	0	0	1.5
<b>Totals</b>		<b>0</b>	<b>61:52</b>	<b>4-16</b>	<b>.250</b>	<b>2-9</b>	<b>.222</b>	<b>5-8</b>	<b>.625</b>	<b>1</b>	<b>4</b>	<b>5</b>	<b>0.5</b>	<b>4</b>	<b>6</b>	<b>0</b>	<b>0</b>	<b>0</b>	<b>15</b>	<b>1.5</b>

## Player Averages

Games Played	Minutes/game	Points/game	FG Pct	3FG Pct	FT Pct	Rebounds/game	Assists/game	Turnovers/game	Assist/Turnover ratio	Steals/game	Blocks/game
10	6.2	1.5	25.0	22.2	62.5	0.5	0.6	0.0	6.0	0.0	0.0

## JACKSON'S CAREER STATISTICS

				Field Goals		3-Point		F-Throws		Rebounds				Scoring						
SEASON	TEAM	GP-GS	MIN/AVG	FG-FGA	FG%	3FG-3FGA	3FG%	FT-FTA	FT%	OFF	DEF	TOT	AVG	PF-FO	A	TO	BLK	STL	PTS	AVG
2025-26	CU	10-0	62/6.2	4-16	.250	2-9	.222	5-8	.625	1	4	5	0.5	4-0	6	0	0	0	15	1.5
<b>TOTAL</b>		<b>10-0</b>	<b>62/6.2</b>	<b>4-16</b>	<b>.250</b>	<b>2-9</b>	<b>.222</b>	<b>5-8</b>	<b>.625</b>	<b>1</b>	<b>4</b>	<b>5</b>	<b>0.5</b>	<b>4-0</b>	<b>6</b>	<b>0</b>	<b>0</b>	<b>0</b>	<b>15</b>	<b>1.5</b>

## Single Game Highs

Statistic	Value	
Points	6	at Alabama 12/04/25
Rebounds	2	vs American 11/13/25
Assists	2	vs American 11/13/25, at Chicago St. 12/28/25
FG Made	2	at Alabama 12/04/25
FG Attempts	5	at Chicago St. 12/28/25
3FG Made	1	vs American 11/13/25, at Chicago St. 12/28/25
3FG Attempts	3	vs American 11/13/25
FT Made	3	vs Western Caro. 11/28/25
FT Attempts	4	vs Western Caro. 11/28/25




# JA'KERRA BUTLER

Guard/Forward • 6-1 • Freshman  
Lawrenceville, Georgia • Hebron Christian

- 2024-25 Region 8-AA Player of the Year in Georgia.
- Holds Hebron girls basketball all-time scoring record with 1,833 career points.
- Averaged 17 points, 10 rebounds, and 3.3 blocked shots as Hebron Christian went 29-2, won the region championship and advanced to the state finals for the third straight year.
- Gwinnett Daily Post's 2025 Girls Co-Basketball Player of the Year.
- Averaged 14 points, 10 rebounds, 2.6 blocks, 2.5 steals during junior season.

## 2025-26 BUTLER'S GAME-BY-GAME

## BUTLER'S CAREER STATISTICS



# HANNAH KOHN

Guard • 5-9 • Junior

Oviedo, Florida • Hagerty High School •  
Chattanooga

- Added 15 points and matched a season-best 4 3PM in win against Florida St. (Feb. 1).
- Recorded 17 points, knocking down 5 3PM in win at Charleston Southern (Dec. 17), 5th game of the season hitting 3+ 3-pointers.
- Matched a season-best 13 points & grabbed a season-high 7 in the win against Pitt (Dec. 14).
- Led the Tigers with 10 points and 3 3PM at Alabama (Dec. 4) in the ACC/SEC Challenge.
- Added 9 points on 3 3PM in loss to No. 20/21 Michigan St. (Nov. 30) at the Baha Mar.
- Logged a career-best 4 steals in win at Furman (Nov. 23).
- Grabbed a career-best 3 steals against No. 22/21 Louisville (Nov. 16).

## In The Record Book

In 2024-25, Kohn hit 79 3-pointers, the second-most in a single-season in Clemson history (Kendall Spray, 80).

## 2025-26 KOHN'S GAME-BY-GAME

Opponent	Date	GS	MIN	Total		3-Pointers		Free throws		Rebounds				PF	A	TO	BLK	STL	PTS	AVG
				FG-FGA	PCT	3FG-3FGA	PCT	FT-FTA	PCT	OFF	DEF	TOT	AVG							
USC Upstate	11/03/2025		23:41	2-6	.333	2-5	.400	0-0	.000	0	2	2	2.0	1	1	1	0	0	6	6.0
at Mercer	11/06/2025		19:34	4-7	.571	4-7	.571	1-2	.500	0	1	1	1.5	0	0	0	0	0	13	9.5
at South Carolina	11/11/2025		14:57	1-7	.143	1-7	.143	0-0	.000	0	0	0	1.0	1	0	1	0	0	3	7.3
American	11/13/2025		13:29	0-3	.000	0-3	.000	0-0	.000	0	1	1	1.0	0	1	0	0	0	0	5.5
Louisville	11/16/2025		13:24	0-0	.000	0-0	.000	0-0	.000	0	0	0	0.8	2	0	2	0	3	0	4.4
at Furman	11/23/2025		22:20	2-4	.500	2-4	.500	2-3	.667	0	0	0	0.7	2	1	1	0	4	8	5.0
vs Western Caro.	11/28/2025		21:09	0-6	.000	0-5	.000	0-0	.000	0	0	0	0.6	2	1	1	1	2	0	4.3
vs Michigan St.	11/30/2025		26:39	3-10	.300	3-10	.300	0-0	.000	0	0	0	0.5	2	2	0	0	0	9	4.9
at Alabama	12/04/2025	*	34:38	3-10	.300	3-8	.375	1-1	1.000	1	2	3	0.8	2	1	3	1	0	10	5.4
App State	12/07/2025	*	19:06	1-2	.500	1-2	.500	0-0	.000	0	3	3	1.0	2	0	3	0	0	3	5.2
Pittsburgh	12/14/2025	*	28:02	4-9	.444	3-8	.375	2-2	1.000	0	7	7	1.5	1	0	2	0	1	13	5.9
at Charleston So.	12/17/2025	*	27:05	5-8	.625	5-8	.625	2-3	.667	1	1	2	1.6	0	1	0	0	0	17	6.8
North Florida	12/21/2025	*	15:56	0-4	.000	0-4	.000	0-0	.000	0	1	1	1.5	3	1	0	0	0	0	6.3
at Chicago St.	12/28/2025	*	27:16	2-7	.286	2-6	.333	0-0	.000	1	3	4	1.7	2	3	1	1	0	6	6.3
at Virginia	01/01/2026	*	18:01	1-4	.250	0-3	.000	0-0	.000	0	0	0	1.6	0	1	0	0	1	2	6.0
at Miami (FL)	01/04/2026	*	17:32	2-4	.500	2-4	.500	0-0	.000	1	0	1	1.6	0	0	0	0	1	6	6.0
NC State	01/08/2026	*	11:55	0-0	.000	0-0	.000	0-0	.000	0	1	1	1.5	1	0	0	0	0	0	5.6
at Georgia Tech	01/11/2026	*	14:11	0-2	.000	0-2	.000	0-0	.000	1	0	1	1.5	1	0	0	0	1	0	5.3
Wake Forest	01/18/2026	*	10:03	0-5	.000	0-4	.000	0-0	.000	0	0	0	1.4	0	0	0	0	0	0	5.1
at Virginia Tech	01/22/2026	*	23:44	1-3	.333	1-3	.333	2-2	1.000	1	1	2	1.5	1	2	1	1	0	5	5.1
at Notre Dame	01/25/2026		03:44	0-1	.000	0-1	.000	0-0	.000	1	0	1	1.4	0	0	2	0	0	0	4.8
SMU	01/29/2026		17:45	2-11	.182	1-9	.111	0-0	.000	1	1	2	1.5	0	2	1	0	0	5	4.8
Florida St.	02/01/2026		22:31	5-8	.625	4-7	.571	1-1	1.000	0	3	3	1.5	2	0	1	0	1	15	5.3
<b>Totals</b>		<b>12</b>	<b>446:43</b>	<b>38-121</b>	<b>.314</b>	<b>34-110</b>	<b>.309</b>	<b>11-14</b>	<b>.786</b>	<b>8</b>	<b>27</b>	<b>35</b>	<b>1.5</b>	<b>25</b>	<b>17</b>	<b>20</b>	<b>4</b>	<b>14</b>	<b>121</b>	<b>5.3</b>

## Player Averages

Games Played	Minutes/game	Points/game	FG Pct	3FG Pct	FT Pct	Rebounds/game	Assists/game	Turnovers/game	Assist/Turnover ratio	Steals/game	Blocks/game
23	19.4	5.3	31.4	30.9	78.6	1.5	0.7	0.9	0.9	0.6	0.2

## KOHN'S CAREER STATISTICS

SEASON	TEAM	GP-GS	MIN/AVG	Field Goals		3-Point		F-Throws		Rebounds				Scoring						
				FG-FGA	FG%	3FG-3FGA	3FG%	FT-FTA	FT%	OFF	DEF	TOT	AVG	PF-FO	A	TO	BLK	STL	PTS	AVG
2023-24	UTC	33-0	638/19.3	83-178	.466	68-147	.463	18-20	.900	5	38	43	1.3	47-0	15	22	3	10	252	7.6
2024-25	CU	31-12	829/26.7	89-251	.355	79-224	.353	27-31	.871	8	56	64	2.1	45-0	22	33	2	10	284	9.2
2025-26	CU	23-12	447/19.4	38-121	.314	34-110	.309	11-14	.786	8	27	35	1.5	25-0	17	20	4	14	121	5.3
<b>TOTAL FOR CU</b>		<b>54-24</b>	<b>1275/23.6</b>	<b>127-372</b>	<b>.341</b>	<b>113-334</b>	<b>.338</b>	<b>38-45</b>	<b>.844</b>	<b>16</b>	<b>83</b>	<b>99</b>	<b>1.8</b>	<b>70-0</b>	<b>39</b>	<b>53</b>	<b>6</b>	<b>24</b>	<b>405</b>	<b>7.5</b>
<b>TOTAL</b>		<b>87-24</b>	<b>1913/22.0</b>	<b>210-550</b>	<b>.382</b>	<b>181-481</b>	<b>.376</b>	<b>56-65</b>	<b>.862</b>	<b>21</b>	<b>121</b>	<b>142</b>	<b>1.6</b>	<b>117-0</b>	<b>54</b>	<b>75</b>	<b>9</b>	<b>34</b>	<b>657</b>	<b>7.6</b>

## Single Game Highs

Statistic	Value
Points	18 at NC State 12/29/24
Rebounds	7 vs Florida 12/05/24, vs Pittsburgh 12/14/25
Assists	3 vs Virginia 01/09/25, at Chicago St. 12/28/25
Steals	4 at Furman 11/23/25
Blocks	1 9 times
FG Made	6 4 times
FG Attempts	17 at Pittsburgh 02/23/25
3FG Made	6 at NC State 12/29/24
3FG Attempts	17 at Pittsburgh 02/23/25
FT Made	5 vs Notre Dame 01/12/25
FT Attempts	6 at Duke 02/06/25



# TAYLOR JOHNSON-MATTHEWS

Guard • 5-9 • Senior  
Cleveland, Ohio • Pearl River CC •  
DePaul

# 10

- Led Clemson with 18 points & 3 3PM in road win at RV/RV Notre Dame (Jan. 25).
- Collared 20 points in road loss to Virginia Tech (Jan. 22).
- Collected 13 points and knocked down 3 triples in win against NC State (Jan. 8).
- Led all scorers with a season-high 23 points & a career-best 6 3-pointers in win at Chicago St. (Dec. 28).
- Added 13 points in win against UNF (Dec. 21).
- Added a season-high 20 points in win against App St. (Dec. 7).

## 2025-26 MATTHEWS' GAME-BY-GAME

Opponent	Date	GS	MIN	Total		3-Pointers		Free throws		Rebounds				PF	A	TO	BLK	STL	PTS	AVG
				FG-FGA	PCT	3FG-3FGA	PCT	FT-FTA	PCT	OFF	DEF	TOT	AVG							
USC Upstate	11/03/2025	*	17:26	5-9	.556	0-2	.000	2-2	1.000	0	2	2	2.0	0	1	0	0	3	12	12.0
at Mercer	11/06/2025	*	18:09	4-6	.667	3-4	.750	0-0	.000	0	3	3	2.5	1	0	2	0	1	11	11.5
at South Carolina	11/11/2025	*	25:57	3-12	.250	1-6	.167	2-2	1.000	1	3	4	3.0	0	0	2	0	1	9	10.7
American	11/13/2025		17:11	2-9	.222	1-4	.250	0-0	.000	1	1	2	2.8	1	0	0	0	1	5	9.3
Louisville	11/16/2025		12:49	1-3	.333	0-1	.000	0-2	.000	0	0	0	2.2	0	0	1	0	0	2	7.8
at Furman	11/23/2025		13:26	3-5	.600	0-1	.000	1-2	.500	2	1	3	2.3	4	1	1	0	0	7	7.7
vs Western Caro.	11/28/2025		23:33	3-10	.300	3-6	.500	5-6	.833	0	5	5	2.7	0	0	0	0	1	14	8.6
vs Michigan St.	11/30/2025		13:10	5-9	.556	0-2	.000	0-0	.000	1	0	1	2.5	0	0	0	0	0	10	8.8
at Alabama	12/04/2025		10:51	2-7	.286	0-2	.000	1-2	.500	0	1	1	2.3	2	0	1	0	1	5	8.3
App State	12/07/2025		31:00	7-13	.538	1-3	.333	5-5	1.000	0	4	4	2.5	1	0	0	0	2	20	9.5
Pittsburgh	12/14/2025		17:43	2-7	.286	0-3	.000	0-0	.000	0	1	1	2.4	1	0	4	0	1	4	9.0
at Charleston So.	12/17/2025		06:43	0-0	.000	0-0	.000	0-0	.000	0	0	0	2.2	0	2	2	0	1	0	8.3
North Florida	12/21/2025		16:59	5-7	.714	1-1	1.000	2-2	1.000	2	4	6	2.5	1	0	2	1	1	13	8.6
at Chicago St.	12/28/2025		21:44	8-11	.727	6-8	.750	1-1	1.000	0	3	3	2.5	0	1	4	0	1	23	9.6
at Virginia	01/01/2026		25:51	3-15	.200	0-4	.000	0-0	.000	1	1	2	2.5	2	0	0	0	1	6	9.4
at Miami (FL)	01/04/2026		09:37	0-2	.000	0-1	.000	0-0	.000	0	0	0	2.3	1	0	0	0	0	0	8.8
NC State	01/08/2026		22:52	5-11	.455	3-5	.600	0-0	.000	1	0	1	2.2	2	0	1	0	1	13	9.1
at Georgia Tech	01/11/2026		26:01	2-10	.200	0-4	.000	0-0	.000	2	2	4	2.3	2	1	0	0	1	4	8.8
Wake Forest	01/18/2026		20:45	2-9	.222	1-3	.333	0-0	.000	0	2	2	2.3	1	0	1	0	1	5	8.6
at Virginia Tech	01/22/2026		28:44	6-13	.462	2-4	.500	6-6	1.000	0	4	4	2.4	3	1	1	0	0	20	9.2
at Notre Dame	01/25/2026		22:19	7-8	.875	3-3	1.000	1-4	.250	2	2	4	2.5	0	1	3	0	0	18	9.6
SMU	01/29/2026		14:44	1-6	.167	1-4	.250	1-2	.500	0	2	2	2.5	2	0	1	0	0	4	9.3
Florida St.	02/01/2026		19:55	3-7	.429	1-2	.500	0-1	.000	0	0	0	2.3	1	2	0	0	1	7	9.2
<b>Totals</b>		<b>3</b>	<b>437:29</b>	<b>79-189</b>	<b>.418</b>	<b>27-73</b>	<b>.370</b>	<b>27-37</b>	<b>.730</b>	<b>13</b>	<b>41</b>	<b>54</b>	<b>2.3</b>	<b>25</b>	<b>10</b>	<b>26</b>	<b>1</b>	<b>19</b>	<b>212</b>	<b>9.2</b>

### Player Averages

Games Played	Minutes/game	Points/game	FG Pct	3FG Pct	FT Pct	Rebounds/game	Assists/game	Turnovers/game	Assist/Turnover ratio	Steals/game	Blocks/game
23	19.0	9.2	41.8	37.0	73.0	2.3	0.4	1.1	0.4	0.8	0.0

## MATTHEWS' CAREER STATISTICS

SEASON	TEAM	GP-GS	MIN/AVG	Field Goals		3-Point		F-Throws		Rebounds				Scoring						
				FG-FGA	FG%	3FG-3FGA	3FG%	FT-FTA	FT%	OFF	DEF	TOT	AVG	PF-FO	A	TO	BLK	STL	PTS	AVG
2022-23	WSU	30-1	328/10.9	45-91	.495	0-12	.000	25-35	.714	26	49	75	2.5	61-1	15	20	6	21	115	3.8
2024-25	DePaul	32-31	1012/31.6	166-413	.402	52-143	.364	79-101	.782	27	75	102	3.2	70-0	48	88	20	31	463	14.5
2025-26	CU	23-3	437/19.0	79-189	.418	27-73	.370	27-37	.730	13	41	54	2.3	25-0	10	26	1	19	212	9.2
<b>TOTAL FOR CU</b>		<b>23-3</b>	<b>437/19.0</b>	<b>79-189</b>	<b>.418</b>	<b>27-73</b>	<b>.370</b>	<b>27-37</b>	<b>.730</b>	<b>13</b>	<b>41</b>	<b>54</b>	<b>2.3</b>	<b>25-0</b>	<b>10</b>	<b>26</b>	<b>1</b>	<b>19</b>	<b>212</b>	<b>9.2</b>
<b>TOTAL</b>		<b>85-35</b>	<b>1777/20.9</b>	<b>290-693</b>	<b>.418</b>	<b>79-228</b>	<b>.346</b>	<b>131-173</b>	<b>.757</b>	<b>66</b>	<b>165</b>	<b>231</b>	<b>2.7</b>	<b>156-1</b>	<b>73</b>	<b>134</b>	<b>27</b>	<b>71</b>	<b>790</b>	<b>9.3</b>

### Single Game Highs

Statistic	Value	
Points	26	vs Seton Hall 02/01/25, vs Creighton 02/23/25
Rebounds	10	vs Marquette 12/29/24
Assists	6	vs Marquette 12/29/24
Steals	4	at St. John's (NY) 01/07/25
Blocks	3	at Providence 02/06/25
FG Made	10	at St. John's (NY) 01/07/25
FG Attempts	21	at Xavier 01/02/25
3FG Made	6	at Chicago St. 12/28/25
3FG Attempts	10	at Xavier 01/02/25
FT Made	7	at Georgetown 02/09/25, vs Texas 11/17/24
FT Attempts	8	at Georgetown 02/09/25, vs Texas 11/17/24



# RUSNE AUGUSTINAITE

Guard/Forward • 6-0 • Junior  
Šiauliai, Lithuania • Montverde Academy •  
Georgia Tech

# 11

- Added 14 points and connected of 4 3-pointers in win against Florida St. (Feb. 1).
- Led with a season-best 21 points & matched a season-high 5 3PM in win against SMU (Jan. 29).
- Added 16 points and knocked down 4 3-points in overtime win against Wake Forest (Jan. 18).
- Logged 11 points in win against NC State (Jan. 8).
- Added 12 points in win at Miami (Jan. 4).
- Collected 16 points in win at Chicago St. (Dec. 28) 4th straight 16+ point performance & 4th straight game of 3+ 3-pointers.
- Put up 19 points in win against North Florida (Dec. 21).

## 2025-26 AUGUSTINAITE'S GAME-BY-GAME

2025-26 Season																					
Opponent	Date	GS	MIN	Total		3-Pointers		Free throws		Rebounds				PF	A	TO	BLK	STL	PTS	AVG	
				FG-FGA	PCT	3FG-3FGA	PCT	FT-FTA	PCT	OFF	DEF	TOT	AVG								
USC Upstate	11/03/2025		22:55	6-8	.750	4-6	.667	3-3	1.000	0	2	2	2.0	0	1	1	0	2	19	19.0	
at Mercer	11/06/2025		29:51	2-8	.250	1-7	.143	1-2	.500	0	4	4	3.0	1	0	3	0	0	6	12.5	
at South Carolina	11/11/2025		24:31	1-12	.083	1-8	.125	0-0	.000	0	4	4	3.3	0	2	0	0	0	3	9.3	
American	11/13/2025	*	22:34	5-8	.625	4-6	.667	2-2	1.000	0	1	1	2.8	2	3	2	0	1	16	11.0	
Louisville	11/16/2025	*	36:42	6-8	.750	3-3	1.000	2-2	1.000	0	3	3	2.8	4	0	2	0	0	17	12.2	
at Furman	11/23/2025	*	21:13	4-8	.500	2-6	.333	0-0	.000	0	1	1	2.5	3	1	2	1	1	10	11.8	
vs Western Caro.	11/28/2025	*	17:20	2-5	.400	2-3	.667	3-4	.750	0	2	2	2.4	1	0	0	1	0	9	11.4	
vs Michigan St.	11/30/2025	*	33:50	6-16	.375	5-11	.455	0-0	.000	0	1	1	2.3	1	2	1	0	0	17	12.1	
at Alabama	12/04/2025	*	21:30	2-5	.400	2-4	.500	0-0	.000	0	1	1	2.1	2	0	2	0	1	6	11.4	
App State	12/07/2025	*	12:30	1-7	.143	1-4	.250	2-2	1.000	0	2	2	2.1	0	0	2	0	0	5	10.8	
Pittsburgh	12/14/2025	*	19:33	6-10	.600	4-6	.667	3-3	1.000	0	2	2	2.1	3	1	0	0	0	19	11.5	
at Charleston So.	12/17/2025	*	31:01	7-13	.538	4-9	.444	0-0	.000	2	3	5	2.3	0	3	0	0	0	18	12.1	
North Florida	12/21/2025	*	24:49	8-13	.615	3-6	.500	0-1	.000	1	2	3	2.4	1	0	2	0	0	19	12.6	
at Chicago St.	12/28/2025	*	24:05	5-10	.500	4-9	.444	2-2	1.000	0	3	3	2.4	2	5	2	1	0	16	12.9	
at Virginia	01/01/2026	*	21:06	1-9	.111	1-6	.167	0-0	.000	1	1	2	2.4	1	1	1	0	2	3	12.2	
at Miami (FL)	01/04/2026	*	36:25	4-14	.286	4-11	.364	0-0	.000	2	3	5	2.6	2	1	2	0	0	12	12.2	
NC State	01/08/2026	*	29:32	5-10	.500	1-4	.250	0-0	.000	0	3	3	2.6	0	1	0	0	0	11	12.1	
at Georgia Tech	01/11/2026	*	16:60	1-8	.125	0-4	.000	0-0	.000	1	2	3	2.6	5	0	0	1	0	2	11.6	
Wake Forest	01/18/2026	*	37:27	6-10	.600	4-5	.800	0-0	.000	1	2	3	2.6	0	1	1	0	1	16	11.8	
at Virginia Tech	01/22/2026	*	17:11	1-3	.333	0-2	.000	0-0	.000	0	2	2	2.6	4	0	0	0	0	2	11.3	
at Notre Dame	01/25/2026	*	23:37	3-9	.333	2-5	.400	0-0	.000	1	2	3	2.6	3	0	2	0	0	8	11.1	
SMU	01/29/2026	*	28:28	8-15	.533	5-9	.556	0-0	.000	1	6	7	2.8	0	1	1	0	1	21	11.6	
Florida St.	02/01/2026	*	29:10	5-10	.500	4-7	.571	0-0	.000	1	3	4	2.9	2	0	2	0	0	14	11.7	
Totals			20	582:20	95-219	.434	61-141	.433	18-21	.857	11	55	66	2.9	37	23	28	4	9	269	11.7

### Player Averages

Games Played	Minutes/ game	Points/ game	FG Pct	3FG Pct	FT Pct	Rebounds/ game	Assists/ game	Turnovers/ game	Assist/Turnover ratio	Steals/ game	Blocks/ game
23	25.3	11.7	43.4	43.3	85.7	2.9	1.0	1.2	0.8	0.4	0.2

## AUGUSTINAITE'S CAREER STATISTICS

SEASON	TEAM	GP-GS	MIN/AVG	Field Goals		3-Point		F-Throws		Rebounds				Scoring						
				FG-FGA	FG%	3FG-3FGA	3FG%	FT-FTA	FT%	OFF	DEF	TOT	AVG	PF-FO	A	TO	BLK	STL	PTS	AVG
2023-24	GaTech	33-17	902/27.3	128-343	.373	71-201	.353	30-40	.750	10	97	107	3.2	49-0	43	49	5	9	357	10.8
2024-25	GaTech	26-0	301/11.6	51-144	.354	31-102	.304	3-4	.750	1	26	27	1.0	21-0	7	14	2	1	136	5.2
2025-26	CU	23-20	582/25.3	95-219	.434	61-141	.433	18-21	.857	11	55	66	2.9	37-1	23	28	4	9	269	11.7
<b>TOTAL FOR CU</b>		<b>23-20</b>	<b>582/25.3</b>	<b>95-219</b>	<b>.434</b>	<b>61-141</b>	<b>.433</b>	<b>18-21</b>	<b>.857</b>	<b>11</b>	<b>55</b>	<b>66</b>	<b>2.9</b>	<b>37-1</b>	<b>23</b>	<b>28</b>	<b>4</b>	<b>9</b>	<b>269</b>	<b>11.7</b>
<b>TOTAL</b>		<b>82-37</b>	<b>1786/21.8</b>	<b>274-706</b>	<b>.388</b>	<b>163-444</b>	<b>.367</b>	<b>51-65</b>	<b>.785</b>	<b>22</b>	<b>178</b>	<b>200</b>	<b>2.4</b>	<b>107-1</b>	<b>73</b>	<b>91</b>	<b>11</b>	<b>19</b>	<b>762</b>	<b>9.3</b>

### Single Game Highs

Statistic	Value
Points	30 vs Florida 11/29/23
Rebounds	7 vs New Mexico 11/24/23, at Florida St. 12/29/23, vs SMU 01/29/26
Assists	5 vs Georgia St. 12/10/23, at Chicago St. 12/28/25
Steals	2 vs Boston College 01/21/24, vs USC Upstate 11/03/25, at Virginia 01/01/26
Blocks	2 vs Mercer 12/05/23
FG Made	10 vs Florida 11/29/23
FG Attempts	20 vs Florida 11/29/23
3FG Made	7 vs Rice 12/18/24
3FG Attempts	12 vs Wake Forest 02/25/24
FT Made	4 vs Florida 11/29/23, vs Louisville 02/22/24
FT Attempts	5 vs Florida 11/29/23





# MIA MOORE

Guard • 5-6 • Senior  
Alpharetta, Georgia • St. Francis •  
UAB • Mississippi State

# 12

- Moore is 1 of 9 players among P4 Schools that averages 10.0+ ppg., 5.0+ rpg., & 4.5+ apg.
- Added 15 points, 9 rebounds, 6 assists, and 1 block in win against SMU (Jan. 29).
- Put up 14 points in road win at RV/RV Notre Dame (Jan. 25).
- Scored a program-record 10 of her 16 points in overtime in win against Wake Forest (Jan. 18).
- Moore (10 points, 10 rebounds, four assists) logged her 5th double-double of the season in win against NC State (Jan. 8).
- Registered a career-high 12 assists, her third game of the season with 10-plus assists at Miami (Jan. 4).

In the overtime win against Wake Forest (Jan. 18), Moore (16 points) scored 10 points, which marked a new program record for points scored by an individual in overtime.

Mia Moore became the 32nd player in program history to score her 1,000th point in a Clemson jersey at Georgia Tech (Jan. 11).

Nominated by the ACC to attend the NCAA Above the Rim Summit. The Summit will be held April 2-5 in Phoenix, Ariz.

Above the Rim Summit helps prepare women's basketball standouts for professional sports careers.



## 2025-26 MOORE'S GAME-BY-GAME

Opponent	Date	GS	MIN	Total		3-Pointers		Free throws		Rebounds				PF	A	TO	BLK	STL	PTS	AVG	
				FG-FGA	PCT	3FG-3FGA	PCT	FT-FTA	PCT	OFF	DEF	TOT	AVG								
USC Upstate	11/03/2025	*	24:02	6-10	.600	1-4	.250	4-6	.667	1	3	4	4.0	1	3	0	0	2	17	17.0	
at Mercer	11/06/2025	*	35:43	8-13	.615	1-2	.500	3-3	1.000	0	11	11	7.5	0	5	4	1	1	20	18.5	
at South Carolina	11/11/2025	*	25:48	2-10	.200	1-3	.333	0-0	.000	0	4	4	6.3	1	0	1	0	0	5	14.0	
American	11/13/2025	*	28:24	6-10	.600	3-4	.750	1-1	1.000	3	7	10	7.3	1	4	2	0	1	16	14.5	
Louisville	11/16/2025	*	30:49	5-13	.385	0-4	.000	1-7	.143	0	8	8	7.4	5	5	3	0	1	11	13.8	
at Furman	11/23/2025	*	35:53	5-13	.385	1-3	.333	2-4	.500	1	5	6	7.2	2	11	2	1	1	13	13.7	
vs Western Caro.	11/28/2025	*	25:06	8-10	.800	1-2	.500	1-2	.500	1	4	5	6.9	3	6	2	0	5	18	14.3	
vs Michigan St.	11/30/2025	*	30:53	1-7	.143	0-2	.000	3-4	.750	4	4	8	7.0	4	7	3	0	1	5	13.1	
at Alabama	12/04/2025	*	24:12	0-7	.000	0-1	.000	0-0	.000	0	5	5	6.8	0	3	1	0	0	0	11.7	
App State	12/07/2025	*	37:27	9-10	.900	1-1	1.000	2-4	.500	0	4	4	6.5	1	5	1	0	2	21	12.6	
Pittsburgh	12/14/2025	*	30:13	4-9	.444	1-3	.333	2-5	.400	1	2	3	6.2	1	5	3	0	5	11	12.5	
at Charleston So.	12/17/2025	*	28:07	1-5	.200	0-1	.000	0-0	.000	1	1	2	5.8	2	2	0	1	2	2	11.6	
North Florida	12/21/2025	*	32:09	7-12	.583	0-1	.000	4-4	1.000	0	3	3	5.6	1	6	2	0	1	18	12.1	
at Chicago St.	12/28/2025	*	25:05	5-7	.714	3-4	.750	0-2	.000	1	3	4	5.5	2	10	2	0	0	13	12.1	
at Virginia	01/01/2026	*	27:26	4-9	.444	1-2	.500	1-2	.500	1	0	1	5.2	3	4	2	0	1	10	12.0	
at Miami (FL)	01/04/2026	*	31:41	3-10	.300	0-4	.000	1-2	.500	1	3	4	5.1	1	12	4	0	2	7	11.7	
NC State	01/08/2026	*	26:45	4-9	.444	0-3	.000	2-3	.667	1	9	10	5.4	3	4	2	1	1	10	11.6	
at Georgia Tech	01/11/2026	*	30:59	3-14	.214	2-7	.286	0-0	.000	1	1	2	5.2	3	6	2	0	2	8	11.4	
Wake Forest	01/18/2026	*	41:20	3-7	.429	2-4	.500	8-10	.800	0	8	8	5.4	4	3	5	1	0	16	11.6	
at Virginia Tech	01/22/2026	*	38:38	4-11	.364	0-1	.000	4-6	.667	0	4	4	5.3	1	1	7	0	0	12	11.7	
at Notre Dame	01/25/2026	*	37:08	6-10	.600	1-4	.250	1-4	.250	1	5	6	5.3	1	3	3	0	1	14	11.8	
SMU	01/29/2026	*	27:13	4-6	.667	1-3	.333	6-7	.857	2	7	9	5.5	3	6	2	1	0	15	11.9	
Florida St.	02/01/2026	*	25:53	1-8	.125	0-3	.000	2-2	1.000	1	3	4	5.4	3	3	2	0	1	4	11.6	
Totals			23	700:53	99-220	.450	20-66	.303	48-78	.615	21	104	125	5.4	46	114	55	6	30	266	11.6

## Player Averages

Games Played	Minutes/game	Points/game	FG Pct	3FG Pct	FT Pct	Rebounds/game	Assists/game	Turnovers/game	Assist/Turnover ratio	Steals/game	Blocks/game
23	30.5	11.6	45.0	30.3	61.5	5.4	5.0	2.4	2.1	1.3	0.3

## MOORE'S CAREER STATISTICS

SEASON	TEAM	GP-GS	MIN/AVG	Field Goals		3-Point		F-Throws		Rebounds				Scoring						
				FG-FGA	FG%	3FG-3FGA	3FG%	FT-FTA	FT%	OFF	DEF	TOT	AVG	PF-FO	A	TO	BLK	STL	PTS	AVG
2022-23	MS	4-0	10/2.5	0-0	.000	0-0	.000	3-4	.750	0	2	2	0.5	1-0	0	3	0	0	3	0.8
2023-24	UAB	31-31	1028/33.2	163-351	.464	22-59	.373	125-157	.796	85	189	274	8.8	68-1	89	73	1	48	473	15.3
2024-25	CU	30-25	795/26.5	122-299	.408	42-101	.416	38-54	.704	39	126	165	5.5	72-3	55	53	4	45	324	10.8
2025-26	CU	23-23	701/30.5	99-220	.450	20-66	.303	48-78	.615	21	104	125	5.4	46-1	114	55	6	30	266	11.6
<b>TOTAL FOR CU</b>		<b>53-48</b>	<b>1496/28.2</b>	<b>221-519</b>	<b>.426</b>	<b>62-167</b>	<b>.371</b>	<b>86-132</b>	<b>.652</b>	<b>60</b>	<b>230</b>	<b>290</b>	<b>5.5</b>	<b>118-4</b>	<b>169</b>	<b>108</b>	<b>10</b>	<b>75</b>	<b>590</b>	<b>11.1</b>
<b>TOTAL</b>		<b>88-79</b>	<b>2535/28.8</b>	<b>384-870</b>	<b>.441</b>	<b>84-226</b>	<b>.372</b>	<b>214-293</b>	<b>.730</b>	<b>145</b>	<b>421</b>	<b>566</b>	<b>6.4</b>	<b>187-5</b>	<b>258</b>	<b>184</b>	<b>11</b>	<b>123</b>	<b>1066</b>	<b>12.1</b>

## Single Game Highs

Statistic	Value	
Points	27	vs Alabama A&M 11/06/23, vs Jacksonville St. 11/27/23
Rebounds	17	vs Memphis 01/03/24
Assists	12	at Miami (FL) 01/04/26
Steals	5	vs Syracuse 01/26/25, vs Western Caro. 11/28/25, vs Pittsburgh 12/14/25
Blocks	1	11 times
FG Made	11	vs Alabama A&M 11/06/23
FG Attempts	22	vs Jacksonville St. 11/27/23
3FG Made	4	vs Virginia Tech 03/02/25, vs Virginia 01/09/25, vs Stanford 03/05/25
3FG Attempts	10	vs Virginia 01/09/25
FT Made	12	vs South Carolina St. 12/12/23
FT Attempts	12	vs South Carolina St. 12/12/23





# RACHAEL ROSE

Guard • 5-7 • Senior  
Scranton, Pennsylvania • Scranton Prep  
Wofford • USC Upstate

# 14

- Added 10 points & has scored in double-figures in 6 of last 7 games.
- Scored 15 points in win against SMU (Jan. 29).
- Added 11 points in road victory at RV/RV Notre Dame (Jan. 25).
- Collared a season-best 20 points & knocked down a season-best 4 3-pointers in OT win against Wake Forest (Jan. 18).
- Led with 19 points and 8 rebounds in win against NC State (Jan. 8).
- Logged 16 points and season-best 7 assists in road loss at Virginia (Jan. 1).
- Added 12 points in win against Pitt (Dec. 14) shot 100% at the FT line.



## 2025-26 ROSE'S GAME-BY-GAME

Opponent	Date	GS	MIN	Total		3-Pointers		Free throws		Rebounds				PF	A	TO	BLK	STL	PTS	AVG	
				FG-FGA	PCT	3FG-3FGA	PCT	FT-FTA	PCT	OFF	DEF	TOT	AVG								
USC Upstate	11/03/2025	*	22:06	1-2	.500	0-1	.000	0-0	.000	0	0	0	0.0	1	3	1	0	0	2	2.0	
at Mercer	11/06/2025	*	32:54	7-10	.700	1-1	1.000	1-2	.500	1	3	4	2.0	3	3	0	0	1	16	9.0	
at South Carolina	11/11/2025	*	29:15	3-7	.429	0-4	.000	0-0	.000	0	1	1	1.7	2	1	0	0	0	6	8.0	
American	11/13/2025	*	24:47	4-8	.500	3-7	.429	0-0	.000	2	0	2	1.8	3	3	0	0	2	11	8.8	
Louisville	11/16/2025	*	22:37	1-5	.200	0-2	.000	0-0	.000	0	0	0	1.4	2	1	1	0	0	2	7.4	
at Furman	11/23/2025	*	35:42	4-9	.444	2-4	.500	1-2	.500	1	3	4	1.8	2	4	3	0	3	11	8.0	
vs Western Caro.	11/28/2025	*	28:49	5-11	.455	3-6	.500	0-0	.000	1	3	4	2.1	1	2	1	0	1	13	8.7	
vs Michigan St.	11/30/2025	*	20:44	2-3	.667	0-1	.000	2-3	.667	0	2	2	2.1	3	0	2	0	3	6	8.4	
at Alabama	12/04/2025		13:29	1-4	.250	0-2	.000	3-3	1.000	0	1	1	2.0	2	0	1	0	0	5	8.0	
App State	12/07/2025		27:12	0-3	.000	0-1	.000	8-8	1.000	0	3	3	2.1	2	5	2	0	2	8	8.0	
Pittsburgh	12/14/2025		20:29	4-6	.667	1-3	.333	3-3	1.000	1	2	3	2.2	2	2	0	2	12	8.4		
at Charleston So.	12/17/2025		25:45	6-10	.600	1-4	.250	1-1	1.000	1	1	2	2.2	1	4	0	0	2	14	8.8	
North Florida	12/21/2025		28:36	2-5	.400	1-3	.333	2-3	.667	0	1	1	2.1	1	1	1	0	1	7	8.7	
at Virginia	01/01/2026		27:41	5-7	.714	0-1	.000	6-8	.750	2	3	5	2.3	4	7	1	0	1	16	9.2	
at Miami (FL)	01/04/2026		26:09	2-7	.286	1-3	.333	0-0	.000	3	1	4	2.4	2	1	0	1	0	5	8.9	
NC State	01/08/2026		29:11	8-12	.667	3-4	.750	0-0	.000	1	7	8	2.8	1	1	0	0	1	19	9.6	
at Georgia Tech	01/11/2026		32:50	4-10	.400	0-3	.000	3-4	.750	0	4	4	2.8	1	2	1	0	0	11	9.6	
Wake Forest	01/18/2026		37:37	6-8	.750	4-5	.800	4-5	.800	0	1	1	2.7	3	4	1	0	1	20	10.2	
at Virginia Tech	01/22/2026		22:04	2-4	.500	1-2	.500	1-2	.500	1	1	2	2.7	4	0	2	0	1	6	10.0	
at Notre Dame	01/25/2026	*	37:35	4-10	.400	0-3	.000	3-6	.500	1	2	3	2.7	2	3	1	0	2	11	10.1	
SMU	01/29/2026	*	28:51	5-6	.833	2-2	1.000	3-3	1.000	3	1	4	2.8	0	3	1	0	0	15	10.3	
Florida St.	02/01/2026	*	30:11	2-6	.333	0-4	.000	6-7	.857	0	1	1	2.7	3	3	1	1	0	10	10.3	
Totals			11	604:35	78-153	.510	23-66	.348	47-60	.783	18	41	59	2.7	45	53	22	2	23	226	10.3

## Player Averages

Games Played	Minutes/game	Points/game	FG Pct	3FG Pct	FT Pct	Rebounds/game	Assists/game	Turnovers/game	Assist/Turnover ratio	Steals/game	Blocks/game
22	27.5	10.3	51.0	34.8	78.3	2.7	2.4	1.0	2.4	1.0	0.1

## ROSE'S CAREER STATISTICS

SEASON	TEAM	GP-GS	MIN/AVG	Field Goals		3-Point		F-Throws		Rebounds				Scoring						
				FG-FGA	FG%	3FG-3FGA	3FG%	FT-FTA	FT%	OFF	DEF	TOT	AVG	PF-FO	A	TO	BLK	STL	PTS	AVG
2021-22	USCU	29-29	997/34.4	130-238	.546	25-62	.403	95-116	.819	15	133	148	5.1	60-0	103	67	8	46	380	13.1
2022-23	WOF	32-32	1097/34.3	197-384	.513	45-109	.413	111-140	.793	45	137	182	5.7	53-0	133	66	2	64	550	17.2
2023-24	WOF	30-30	1076/35.9	237-470	.504	56-139	.403	140-161	.870	55	195	250	8.3	53-1	163	72	8	64	670	22.3
2024-25	WOF	6-6	172/28.7	27-69	.391	8-29	.276	13-16	.813	10	16	26	4.3	14-0	28	12	1	10	75	12.5
2025-26	CU	22-11	605/27.5	78-153	.510	23-66	.348	47-60	.783	18	41	59	2.7	45-0	53	22	2	23	226	10.3
<b>TOTAL FOR CU</b>		<b>22-11</b>	<b>605/27.5</b>	<b>78-153</b>	<b>.510</b>	<b>23-66</b>	<b>.348</b>	<b>47-60</b>	<b>.783</b>	<b>18</b>	<b>41</b>	<b>59</b>	<b>2.7</b>	<b>45-0</b>	<b>53</b>	<b>22</b>	<b>2</b>	<b>23</b>	<b>226</b>	<b>10.3</b>
<b>TOTAL</b>		<b>119-108</b>	<b>3946/33.2</b>	<b>669-1314</b>	<b>.509</b>	<b>157-405</b>	<b>.388</b>	<b>406-493</b>	<b>.824</b>	<b>143</b>	<b>522</b>	<b>665</b>	<b>5.6</b>	<b>225-1</b>	<b>480</b>	<b>239</b>	<b>21</b>	<b>207</b>	<b>1901</b>	<b>16.0</b>

## Single Game Highs

Statistic	Value	
Points	38	vs UNC Greensboro 03/08/24
Rebounds	16	vs Furman 01/20/24
Assists	11	vs Furman 01/20/24
Steals	7	at South Carolina St. 11/16/21, vs UNC Greensboro 03/03/23
Blocks	2	vs Furman 01/20/24
FG Made	15	vs UNC Greensboro 03/08/24
FG Attempts	31	vs UNC Greensboro 03/08/24
3FG Made	6	at Georgia 12/30/23
3FG Attempts	9	at High Point 11/17/23, at Furman 02/15/24
FT Made	14	vs Mercer 01/25/24
FT Attempts	14	vs Mercer 01/25/24



# MORGAN MILLER

Forward • 6-2 • Sophomore  
Andover, Minnesota • Andover

# 20

- Added a career-high 5 points and knocked down 1 of Clemson's 21 Record 3PM in road win at Chicago St. (Dec. 28).
- Appeared in nine games as a reserve in 2024-25, totalling 15 minutes, scoring six points, grabbing six rebounds last season and hitting 4-5 from the free throw line.
- Scored her first career field goal at Boston College on (Feb. 2).
- Grabbed three rebounds in Clemson's 90-52 win over UAB (Nov. 25).

## 2025-26 MILLER'S GAME-BY-GAME

Opponent	Date	GS	MIN	Total		3-Pointers		Free throws		Rebounds				PF	A	TO	BLK	STL	PTS	AVG
				FG-FGA	PCT	3FG-3FGA	PCT	FT-FTA	PCT	OFF	DEF	TOT	AVG							
USC Upstate	11/03/2025		05:53	1-1	1.000	0-0	.000	1-2	.500	1	0	1	1.0	0	0	0	0	0	3	3.0
American	11/13/2025		04:05	0-0	.000	0-0	.000	0-0	.000	2	0	2	1.5	0	0	0	0	0	0	1.5
vs Western Caro.	11/28/2025		05:12	0-1	.000	0-1	.000	1-4	.250	1	1	2	1.7	2	0	0	0	0	1	1.3
Pittsburgh	12/14/2025		02:00	0-1	.000	0-0	.000	0-0	.000	1	1	2	1.8	0	0	0	0	0	0	1.0
at Charleston So.	12/17/2025		01:20	1-1	1.000	1-1	1.000	0-0	.000	0	1	1	1.6	0	0	1	0	0	3	1.4
North Florida	12/21/2025		01:29	1-1	1.000	0-0	.000	0-0	.000	0	0	0	1.3	0	0	0	0	0	2	1.5
at Chicago St.	12/28/2025		05:58	2-2	1.000	1-1	1.000	0-0	.000	0	0	0	1.1	0	0	0	0	0	5	2.0
SMU	01/29/2026		02:30	0-0	.000	0-0	.000	0-0	.000	0	1	1	1.1	0	0	0	0	0	0	1.8
Florida St.	02/01/2026		00:20	0-0	.000	0-0	.000	0-0	.000	0	0	0	1.0	0	0	0	0	0	0	1.6
<b>Totals</b>		<b>0</b>	<b>28:47</b>	<b>5-7</b>	<b>.714</b>	<b>2-3</b>	<b>.667</b>	<b>2-6</b>	<b>.333</b>	<b>5</b>	<b>4</b>	<b>9</b>	<b>1.0</b>	<b>2</b>	<b>0</b>	<b>1</b>	<b>0</b>	<b>0</b>	<b>14</b>	<b>1.6</b>

## Player Averages


Games Played	Minutes/game	Points/game	FG Pct	3FG Pct	FT Pct	Rebounds/game	Assists/game	Turnovers/game	Assist/Turnover ratio	Steals/game	Blocks/game
9	3.2	1.6	71.4	66.7	33.3	1.0	0.0	0.1	0.0	0.0	0.0

## MILLER'S CAREER STATISTICS

				Field Goals		3-Point		F-Throws		Rebounds				Scoring						
SEASON	TEAM	GP-GS	MIN/AVG	FG-FGA	FG%	3FG-3FGA	3FG%	FT-FTA	FT%	OFF	DEF	TOT	AVG	PF-FO	A	TO	BLK	STL	PTS	AVG
2024-25	CU	9-0	15/1.7	1-4	.250	0-0	.000	4-5	.800	3	3	6	0.7	3-0	0	4	1	0	6	0.7
2025-26	CU	9-0	29/3.2	5-7	.714	2-3	.667	2-6	.333	5	4	9	1.0	2-0	0	1	0	0	14	1.6
<b>TOTAL</b>		<b>18-0</b>	<b>44/2.4</b>	<b>6-11</b>	<b>.545</b>	<b>2-3</b>	<b>.667</b>	<b>6-11</b>	<b>.545</b>	<b>8</b>	<b>7</b>	<b>15</b>	<b>0.8</b>	<b>5-0</b>	<b>0</b>	<b>5</b>	<b>1</b>	<b>0</b>	<b>20</b>	<b>1.1</b>

## Single Game Highs

Statistic	Value
Points	5 at Chicago St. 12/28/25
Rebounds	3 vs UAB 11/25/24
Blocks	1 vs Stanford 03/05/25
FG Made	2 at Chicago St. 12/28/25
FG Attempts	2 vs UAB 11/25/24, at Chicago St. 12/28/25
3FG Made	1 at Charleston So. 12/17/25, at Chicago St. 12/28/25
3FG Attempts	1 at Charleston So. 12/17/25, vs Western Caro. 11/28/25, at Chicago St. 12/28/25
FT Made	2 vs UAB 11/25/24
FT Attempts	4 vs Western Caro. 11/28/25



# HADLEY PERIMAN

Guard/Forward • 6-2 • Senior  
Tuttle, Oklahoma • Tuttle •  
Tulsa

# 21

- Grabbed a season-best 15 rebounds, 7 points, season-best 5 assists, 3 blocks in win against Florida St. (Feb. 1).
- Matched a season-high 8 points and 2 3PM in win against App St. (Dec. 7).
- Has grabbed 8+ rebounds in four games this season.
- Matched a season-best 10 rebounds and added 8 points in win against American (Nov. 13).
- Logged a season-best 4 steals at No. 2/2 South Carolina (Nov. 11).
- Grabbed a season-high 10 boards in road win at Mercer (Nov. 6).

## 2025-26 PERIMAN'S GAME-BY-GAME

2025-2026 Season																					
Opponent	Date	GS	MIN	Total		3-Pointers		Free throws		Rebounds				PF	A	TO	BLK	STL	PTS	AVG	
				FG-FGA	PCT	3FG-3FGA	PCT	FT-FTA	PCT	OFF	DEF	TOT	AVG								
USC Upstate	11/03/2025		21:12	1-5	.200	1-4	.250	0-0	.000	2	2	4	4.0	0	1	0	2	1	3	3.0	
at Mercer	11/06/2025		27:23	0-0	.000	0-0	.000	0-0	.000	4	6	10	7.0	5	3	2	1	0	0	1.5	
at South Carolina	11/11/2025		35:07	1-5	.200	1-5	.200	0-0	.000	1	1	2	5.3	2	3	1	1	4	3	2.0	
American	11/13/2025	*	19:03	2-2	1.000	2-2	1.000	2-2	1.000	1	9	10	6.5	0	1	0	1	0	8	3.5	
Louisville	11/16/2025	*	34:26	2-6	.333	0-3	.000	0-0	.000	1	7	8	6.8	2	1	1	2	0	4	3.6	
vs Western Caro.	11/28/2025		14:39	2-7	.286	0-2	.000	0-0	.000	2	5	7	6.8	2	1	1	0	1	4	3.7	
vs Michigan St.	11/30/2025		18:44	0-1	.000	0-1	.000	2-2	1.000	1	3	4	6.4	2	0	1	0	0	2	3.4	
at Alabama	12/04/2025		21:38	2-6	.333	0-3	.000	0-0	.000	3	5	8	6.6	1	3	0	1	0	4	3.5	
App State	12/07/2025	*	31:16	3-6	.500	2-5	.400	0-0	.000	0	4	4	6.3	2	3	0	2	3	8	4.0	
Pittsburgh	12/14/2025	*	23:47	1-4	.250	1-4	.250	0-0	.000	0	6	6	6.3	0	1	0	0	0	3	3.9	
at Charleston So.	12/17/2025	*	22:34	1-7	.143	0-3	.000	0-1	.000	3	4	7	6.4	0	1	1	2	0	2	3.7	
North Florida	12/21/2025	*	21:42	0-1	.000	0-0	.000	2-2	1.000	4	3	7	6.4	0	2	1	0	0	2	3.6	
at Chicago St.	12/28/2025	*	20:55	2-2	1.000	1-1	1.000	0-2	.000	1	6	7	6.5	0	0	2	2	0	5	3.7	
at Virginia	01/01/2026	*	27:45	0-2	.000	0-2	.000	0-0	.000	1	4	5	6.4	1	0	2	0	0	0	3.4	
at Miami (FL)	01/04/2026	*	20:28	1-5	.200	1-5	.200	0-0	.000	0	7	7	6.4	2	2	0	1	1	3	3.4	
NC State	01/08/2026	*	24:08	0-5	.000	0-5	.000	0-0	.000	1	3	4	6.3	0	0	0	1	0	0	3.2	
at Georgia Tech	01/11/2026	*	23:45	2-3	.667	1-1	1.000	0-0	.000	1	2	3	6.1	0	0	1	1	1	5	3.3	
Wake Forest	01/18/2026	*	14:05	0-3	.000	0-3	.000	1-2	.500	2	1	3	5.9	0	4	1	0	0	1	3.2	
at Virginia Tech	01/22/2026	*	23:57	1-2	.500	0-0	.000	0-0	.000	3	5	8	6.0	4	1	2	2	2	2	3.1	
at Notre Dame	01/25/2026	*	20:51	1-3	.333	1-3	.333	0-0	.000	1	2	3	5.9	2	1	3	2	0	3	3.1	
SMU	01/29/2026	*	23:47	0-1	.000	0-1	.000	1-2	.500	0	7	7	5.9	2	0	2	3	1	1	3.0	
Florida St.	02/01/2026	*	34:38	1-9	.111	0-6	.000	5-6	.833	4	11	15	6.3	2	5	2	3	1	7	3.2	
Totals			16	525:50	23-85	.271	11-59	.186	13-19	.684	36	103	139	6.3	29	33	23	27	15	70	3.2

### Player Averages

Games Played	Minutes/ game	Points/ game	FG Pct	3FG Pct	FT Pct	Rebounds/ game	Assists/ game	Turnovers/ game	Assist/Turnover ratio	Steals/ game	Blocks/ game
22	23.9	3.2	27.1	18.6	68.4	6.3	1.5	1.0	1.4	0.7	1.2

## PERIMAN'S CAREER STATISTICS

SEASON	TEAM	GP-GS	MIN/AVG	Field Goals		3-Point		F-Throws		Rebounds				Scoring						
				FG-FGA	FG%	3FG-3FGA	3FG%	FT-FTA	FT%	OFF	DEF	TOT	AVG	PF-FO	A	TO	BLK	STL	PTS	AVG
2022-23	Tulsa	30-7	568/18.9	23-63	.365	6-16	.375	20-42	.476	40	96	136	4.5	52-2	39	37	28	10	72	2.4
2023-24	Tulsa	35-34	884/25.2	29-100	.290	11-39	.282	35-65	.538	73	178	251	7.2	76-1	57	47	53	18	104	3.0
2024-25	Tulsa	29-28	957/33.0	90-235	.383	38-110	.345	32-60	.533	60	197	257	8.9	54-0	65	74	56	39	250	8.6
2025-26	CU	22-16	526/23.9	23-85	.271	11-59	.186	13-19	.684	36	103	139	6.3	29-1	33	23	27	15	70	3.2
<b>TOTAL FOR CU</b>		<b>22-16</b>	<b>526/23.9</b>	<b>23-85</b>	<b>.271</b>	<b>11-59</b>	<b>.186</b>	<b>13-19</b>	<b>.684</b>	<b>36</b>	<b>103</b>	<b>139</b>	<b>6.3</b>	<b>29-1</b>	<b>33</b>	<b>23</b>	<b>27</b>	<b>15</b>	<b>70</b>	<b>3.2</b>
<b>TOTAL</b>		<b>116-85</b>	<b>2934/25.3</b>	<b>165-483</b>	<b>.342</b>	<b>66-224</b>	<b>.295</b>	<b>100-186</b>	<b>.538</b>	<b>209</b>	<b>574</b>	<b>783</b>	<b>6.8</b>	<b>211-4</b>	<b>194</b>	<b>181</b>	<b>164</b>	<b>82</b>	<b>496</b>	<b>4.3</b>

### Single Game Highs

Statistic	Value	
Points	20	vs Kansas City 12/15/24
Rebounds	17	vs Fla. Atlantic 01/15/25
Assists	9	at Memphis 03/01/25
Steals	5	at UAB 02/22/25
Blocks	6	at Rice 02/10/24
FG Made	8	vs Kansas City 12/15/24
FG Attempts	15	at Memphis 03/01/25
3FG Made	4	at Memphis 03/01/25
3FG Attempts	10	at Memphis 03/01/25
FT Made	5	vs North Texas 02/04/24, vs Florida St. 02/01/26
FT Attempts	8	vs North Texas 02/04/24



# DEMEARA HINDS

Forward • 6-3 • Graduate  
Douglasville, Georgia • Lithia Springs •  
Wake Forest

# 25

- Grabbed 10 boards (6 offensive, 4 defensive) in win against SMU (Jan. 29).
- Added 10 points and 2-2 FT's to send game into OT in win against Wake Forest (Jan. 18).
- Logged 10 points on 5-7 FG's in road loss to Georgia Tech (Jan. 11).
- Added 13 points and shot 100% (5-5) at the free-throw line in win at Miami (Jan. 4).
- Collected 12 points and 7 rebound in road loss to Virginia (Jan. 1).
- Added 13 points, shooting 6-7 FG range in win against North Florida (Dec. 21).
- Matched a career-high 18 points and 9 rebounds in win at Charleston Southern (Dec. 17).

## 2025-26 HINDS' GAME-BY-GAME

Opponent	Date	GS	MIN	Total		3-Pointers		Free throws		Rebounds				PF	A	TO	BLK	STL	PTS	AVG	
				FG-FGA	PCT	3FG-3FGA	PCT	FT-FTA	PCT	OFF	DEF	TOT	AVG								
USC Upstate	11/03/2025	*	17:15	4-6	.667	0-0	.000	0-2	.000	3	2	5	5.0	1	0	4	0	2	8	8.0	
at Mercer	11/06/2025	*	17:14	2-6	.333	0-0	.000	1-1	1.000	6	2	8	6.5	3	1	2	0	0	5	6.5	
at South Carolina	11/11/2025	*	17:54	3-6	.500	0-0	.000	2-2	1.000	4	4	8	7.0	4	1	2	0	0	8	7.0	
American	11/13/2025	*	19:33	5-10	.500	0-0	.000	0-2	.000	2	3	5	6.5	3	1	2	0	1	10	7.8	
Louisville	11/16/2025	*	19:28	3-5	.600	0-0	.000	0-1	.000	4	1	5	6.2	3	0	5	0	1	6	7.4	
at Furman	11/23/2025	*	18:32	7-9	.778	0-0	.000	2-3	.667	2	2	4	5.8	4	1	3	0	1	16	8.8	
vs Western Caro.	11/28/2025	*	16:02	2-5	.400	0-0	.000	2-7	.286	3	2	5	5.7	3	1	2	0	0	6	8.4	
vs Michigan St.	11/30/2025	*	27:56	5-9	.556	0-0	.000	1-2	.500	3	7	10	6.3	5	0	2	1	2	11	8.8	
at Alabama	12/04/2025	*	21:14	1-5	.200	0-0	.000	0-0	.000	0	1	1	5.7	2	2	2	0	1	2	8.0	
App State	12/07/2025		10:48	1-2	.500	0-0	.000	0-0	.000	0	0	0	5.1	2	0	2	2	1	2	7.4	
Pittsburgh	12/14/2025		20:46	2-3	.667	0-0	.000	0-0	.000	6	3	9	5.5	2	1	1	1	1	4	7.1	
at Charleston So.	12/17/2025		24:59	7-10	.700	0-0	.000	4-10	.400	4	5	9	5.8	3	1	2	0	1	18	8.0	
North Florida	12/21/2025		22:19	6-7	.857	0-0	.000	1-5	.200	3	5	8	5.9	2	0	3	0	0	13	8.4	
at Chicago St.	12/28/2025		15:43	3-3	1.000	0-0	.000	1-4	.250	2	3	5	5.9	4	2	3	0	1	7	8.3	
at Virginia	01/01/2026		20:52	4-7	.571	0-0	.000	4-8	.500	4	3	7	5.9	4	0	2	0	1	12	8.5	
at Miami (FL)	01/04/2026		29:38	4-5	.800	0-0	.000	5-5	1.000	2	3	5	5.9	1	1	2	1	1	13	8.8	
NC State	01/08/2026		16:21	4-8	.500	0-0	.000	0-0	.000	2	3	5	5.8	5	0	2	0	1	8	8.8	
at Georgia Tech	01/11/2026		20:57	5-7	.714	0-0	.000	0-0	.000	3	6	9	6.0	4	1	2	2	1	10	8.8	
Wake Forest	01/18/2026		31:03	4-7	.571	0-0	.000	2-2	1.000	5	4	9	6.2	2	0	2	0	1	10	8.9	
at Virginia Tech	01/22/2026		20:28	2-4	.500	0-0	.000	1-4	.250	3	3	6	6.2	5	4	3	0	0	5	8.7	
at Notre Dame	01/25/2026		21:28	1-1	1.000	0-0	.000	0-2	.000	2	5	7	6.2	5	2	5	0	0	2	8.4	
SMU	01/29/2026		19:13	3-3	1.000	0-0	.000	1-4	.250	4	6	10	6.4	2	1	1	1	1	7	8.3	
Totals			9	449:43	78-128	.609	0-0	.000	27-64	.422	67	73	140	6.4	69	20	54	8	18	183	8.3

### Player Averages


Games Played	Minutes/game	Points/game	FG Pct	3FG Pct	FT Pct	Rebounds/game	Assists/game	Turnovers/game	Assist/Turnover ratio	Steals/game	Blocks/game
22	20.4	8.3	60.9	0.0	42.2	6.4	0.9	2.5	0.4	0.8	0.4

## HINDS' CAREER STATISTICS

SEASON	TEAM	GP-GS	MIN/AVG	FG-FGA	FG%	3FG-3FGA	3FG%	FT-FTA	FT%	OFF	DEF	TOT	AVG	PF-FO	A	TO	BLK	STL	PTS	AVG
2020-21	WF	16-0	80/5.0	5-13	.385	0-0	.000	1-6	.167	9	13	22	1.4	17-0	0	6	2	0	11	0.7
2021-22	WF	32-4	421/13.1	36-92	.391	0-1	.000	14-37	.378	73	75	148	4.6	76-2	15	40	16	24	86	2.7
2022-23	WF	34-31	734/21.6	86-173	.497	0-5	.000	23-59	.390	90	131	221	6.5	110-7	27	73	32	38	195	5.7
2024-25	WF	29-29	684/23.6	102-198	.515	0-2	.000	66-105	.629	60	102	162	5.6	95-5	35	76	17	39	270	9.3
2025-26	CU	22-9	450/20.4	78-128	.609	0-0	.000	27-64	.422	67	73	140	6.4	69-4	20	54	8	18	183	8.3
<b>TOTAL FOR CU</b>		<b>22-9</b>	<b>450/20.4</b>	<b>78-128</b>	<b>.609</b>	<b>0-0</b>	<b>.000</b>	<b>27-64</b>	<b>.422</b>	<b>67</b>	<b>73</b>	<b>140</b>	<b>6.4</b>	<b>69-4</b>	<b>20</b>	<b>54</b>	<b>8</b>	<b>18</b>	<b>183</b>	<b>8.3</b>
<b>TOTAL</b>		<b>133-73</b>	<b>2369/17.8</b>	<b>307-604</b>	<b>.508</b>	<b>0-8</b>	<b>.000</b>	<b>131-271</b>	<b>.483</b>	<b>299</b>	<b>394</b>	<b>693</b>	<b>5.2</b>	<b>367-18</b>	<b>97</b>	<b>249</b>	<b>75</b>	<b>119</b>	<b>745</b>	<b>5.6</b>

### Single Game Highs

Statistic	Value	
Points	18	vs Alabama 11/23/22, at Florida St. 02/02/25, at Charleston So. 12/17/25
Rebounds	13	at Florida St. 02/02/25
Assists	5	at North Carolina 01/23/25
Steals	5	at North Carolina 01/23/25
Blocks	4	vs Clemson 02/05/23
FG Made	9	at Florida St. 02/02/25
FG Attempts	15	at Florida St. 02/02/25
3FG Attempts	2	vs Georgia Tech 01/08/23
FT Made	7	at St. John's (NY) 12/08/24, at NC State 02/27/25
FT Attempts	12	at NC State 02/27/25



# MORGAN LEE

Center • 6-5 • Senior  
Kent, Connecticut • Kent School •  
Georgetown • Marist

# 31

- Matched a season-best 4 points on the road at Virginia (Jan. 1).
- Named to the 2024-25 Second-Team All-MAAC.
- Ranked 12th nationally with 2.4 blocks per game in 2024-25.
- Led Marist in scoring (12.6 ppg), rebounding (7.7 rpg), and blocks (2.4 bpg) last season.
- Scored in double-figures 20 times, including 11 outings with 15 or more points.
- Recorded six double-doubles and had nine double-figure rebounding games.

## 2025-26 LEE'S GAME-BY-GAME

Opponent	Date	GS	MIN	Total		3-Pointers		Free throws		Rebounds				PF	A	TO	BLK	STL	PTS	AVG
				FG-FGA	PCT	3FG-3FGA	PCT	FT-FTA	PCT	OFF	DEF	TOT	AVG							
USC Upstate	11/03/2025		09:16	1-2	.500	0-0	.000	0-0	.000	0	3	3	3.0	3	0	1	2	0	2	2.0
at Mercer	11/06/2025		01:33	0-0	.000	0-0	.000	0-0	.000	0	1	1	2.0	1	0	1	0	0	0	1.0
at South Carolina	11/11/2025		02:27	0-0	.000	0-0	.000	0-0	.000	0	0	0	1.3	2	0	0	0	0	0	0.7
American	11/13/2025		10:02	1-4	.250	0-2	.000	0-0	.000	0	2	2	1.5	1	0	0	0	0	2	1.0
at Furman	11/23/2025		21:28	2-6	.333	0-2	.000	0-0	.000	3	3	6	2.4	0	0	0	2	0	4	1.6
vs Western Caro.	11/28/2025		11:03	0-2	.000	0-0	.000	2-2	1.000	2	2	4	2.7	2	2	1	1	1	2	1.7
at Alabama	12/04/2025		04:56	0-2	.000	0-1	.000	0-0	.000	0	1	1	2.4	1	0	0	1	0	0	1.4
Pittsburgh	12/14/2025		03:39	0-1	.000	0-1	.000	0-0	.000	0	0	0	2.1	1	0	0	0	1	0	1.3
at Charleston So.	12/17/2025		01:20	0-0	.000	0-0	.000	0-0	.000	0	0	0	1.9	0	0	0	0	0	0	1.1
North Florida	12/21/2025		01:29	0-1	.000	0-1	.000	0-0	.000	0	0	0	1.7	0	0	0	0	0	0	1.0
at Chicago St.	12/28/2025		10:00	0-1	.000	0-0	.000	4-4	1.000	0	0	0	1.5	1	0	0	1	0	4	1.3
at Virginia Tech	01/22/2026		00:06	0-0	.000	0-0	.000	0-0	.000	0	0	0	1.4	0	0	0	0	0	0	1.2
SMU	01/29/2026		02:30	1-1	1.000	0-0	.000	0-0	.000	1	1	2	1.5	0	0	0	0	0	2	1.2
Florida St.	02/01/2026		00:20	0-0	.000	0-0	.000	0-0	.000	0	1	1	1.4	0	0	0	0	0	0	1.1
Totals		0	80:09	5-20	.250	0-7	.000	6-6	1.000	6	14	20	1.4	12	2	3	7	2	16	1.1

## Player Averages

Games Played	Minutes/game	Points/game	FG Pct	3FG Pct	FT Pct	Rebounds/game	Assists/game	Turnovers/game	Assist/Turnover ratio	Steals/game	Blocks/game
14	5.7	1.1	25.0	0.0	100.0	1.4	0.1	0.2	0.7	0.1	0.5


## LEE'S CAREER STATISTICS

SEASON	TEAM	GP-GS	MIN/AVG	FG-FGA	FG%	3FG-3FGA	3FG%	FT-FTA	FT%	OFF	DEF	TOT	AVG	PF-FO	A	TO	BLK	STL	PTS	AVG
2022-23	GTown	16-0	70/4.4	2-13	.154	0-3	.000	3-6	.500	6	6	12	0.8	4-0	2	5	3	0	7	0.4
2023-24	Marist	31-30	614/19.8	79-189	.418	19-53	.358	25-35	.714	33	100	133	4.3	44-0	24	57	38	9	202	6.5
2024-25	Marist	31-30	1003/32.3	143-337	.424	33-104	.317	71-93	.763	42	196	238	7.7	60-1	71	115	73	22	390	12.6
2025-26	CU	14-0	80/5.7	5-20	.250	0-7	.000	6-6	1.000	6	14	20	1.4	12-0	2	3	7	2	16	1.1
<b>TOTAL FOR CU</b>		<b>14-0</b>	<b>80/5.7</b>	<b>5-20</b>	<b>.250</b>	<b>0-7</b>	<b>.000</b>	<b>6-6</b>	<b>1.000</b>	<b>6</b>	<b>14</b>	<b>20</b>	<b>1.4</b>	<b>12-0</b>	<b>2</b>	<b>3</b>	<b>7</b>	<b>2</b>	<b>16</b>	<b>1.1</b>
<b>TOTAL</b>		<b>92-60</b>	<b>1767/19.2</b>	<b>229-559</b>	<b>.410</b>	<b>52-167</b>	<b>.311</b>	<b>105-140</b>	<b>.750</b>	<b>87</b>	<b>316</b>	<b>403</b>	<b>4.4</b>	<b>120-1</b>	<b>99</b>	<b>180</b>	<b>121</b>	<b>33</b>	<b>615</b>	<b>6.7</b>

## Single Game Highs

Statistic	Value	
Points	26	vs Siena 02/13/25
Rebounds	14	vs Niagara 01/23/25
Assists	4	6 times
Steals	3	vs Manhattan 12/21/24
Blocks	7	at Canisius 02/20/25
FG Made	10	vs Siena 02/13/25
FG Attempts	18	vs Merrimack 02/15/25
3FG Made	4	at Rider 01/18/25
3FG Attempts	8	vs North Dakota 12/01/24
FT Made	9	at Holy Cross 12/17/24
FT Attempts	10	at Holy Cross 12/17/24





# RAVEN THOMPSON

Forward • 5-10 • Senior  
Atlanta, Georgia • Langston Hughes •  
Chattanooga

# 32

- Collected 18 points and 7 rebounds in win against Florida St. (Feb. 1).
- Added 16 win in road loss to Virginia Tech (Jan. 22) & recorded her 6th straight 14+ point performance of the season.
- Added 10 points in OT win against Wake Forest (Jan. 18).
- Collared 15 points in road loss to Georgia Tech (Jan. 11)
- Added 14 points in win against NC State (Jan. 8).
- Led all scorers with a season-best 24 points and matched a season-high 4 3PM in road win at Miami (Jan. 4).

## 2025-26 THOMPSON'S GAME-BY-GAME

Opponent	Date	GS	MIN	Total		3-Pointers		Free throws		Rebounds				PF	A	TO	BLK	STL	PTS	AVG	
				FG	PCT	3FG	PCT	FT	PCT	OFF	DEF	TOT	AVG								
USC Upstate	11/03/2025	*	20:22	2-2	1.000	0-0	.000	0-0	.000	2	3	5	5.0	0	2	0	0	2	4	4.0	
at Mercer	11/06/2025	*	17:39	0-0	.000	0-0	.000	1-2	.500	0	1	1	3.0	4	5	0	0	0	1	2.5	
at South Carolina	11/11/2025	*	20:15	0-1	.000	0-0	.000	0-0	.000	0	3	3	3.0	2	2	1	0	0	0	1.7	
American	11/13/2025		16:38	3-4	.750	0-1	.000	0-0	.000	1	3	4	3.3	2	1	1	0	0	6	2.8	
Louisville	11/16/2025		29:45	5-8	.625	1-2	.500	1-2	.500	0	1	1	2.8	2	0	2	0	1	12	4.6	
at Furman	11/23/2025	*	20:41	1-4	.250	0-1	.000	2-3	.667	2	4	6	3.3	0	0	2	0	1	4	4.5	
vs Western Caro.	11/28/2025	*	20:23	1-3	.333	1-2	.500	0-0	.000	1	1	2	3.1	4	1	1	0	0	3	4.3	
vs Michigan St.	11/30/2025	*	27:59	0-1	.000	0-0	.000	4-4	1.000	0	2	2	3.0	1	3	2	0	0	4	4.3	
at Alabama	12/04/2025	*	22:15	3-3	1.000	1-1	1.000	0-0	.000	0	4	4	3.1	2	1	2	0	0	7	4.6	
App State	12/07/2025	*	30:41	3-3	1.000	1-1	1.000	4-4	1.000	0	3	3	3.1	2	0	1	0	0	11	5.2	
Pittsburgh	12/14/2025	*	21:34	2-6	.333	0-1	.000	1-1	1.000	1	3	4	3.2	1	4	1	0	0	5	5.2	
at Charleston So.	12/17/2025	*	28:26	2-6	.333	0-1	.000	0-0	.000	0	2	2	3.1	3	2	2	0	1	4	5.1	
North Florida	12/21/2025	*	24:01	3-8	.375	0-3	.000	2-2	1.000	6	5	11	3.7	2	1	0	0	0	8	5.3	
at Chicago St.	12/28/2025	*	17:33	1-2	.500	0-0	.000	0-0	.000	3	1	4	3.7	2	1	0	0	1	2	5.1	
at Virginia	01/01/2026	*	26:01	6-9	.667	2-3	.667	0-0	.000	2	0	2	3.6	4	1	0	1	0	14	5.7	
at Miami (FL)	01/04/2026	*	28:30	10-12	.833	4-6	.667	0-0	.000	3	2	5	3.7	3	2	0	0	0	24	6.8	
NC State	01/08/2026	*	39:16	4-7	.571	1-3	.333	5-6	.833	1	1	2	3.6	2	4	2	0	2	14	7.2	
at Georgia Tech	01/11/2026	*	34:17	5-13	.385	1-3	.333	4-4	1.000	2	3	5	3.7	3	4	3	1	1	15	7.7	
Wake Forest	01/18/2026	*	32:40	4-11	.364	0-2	.000	2-2	1.000	2	3	5	3.7	3	0	1	0	2	10	7.8	
at Virginia Tech	01/22/2026	*	25:08	8-10	.800	0-1	.000	0-0	.000	1	1	2	3.7	4	0	3	0	0	16	8.2	
at Notre Dame	01/25/2026	*	33:18	4-8	.500	0-0	.000	1-1	1.000	2	4	6	3.8	3	3	1	0	1	9	8.2	
SMU	01/29/2026	*	21:42	3-6	.500	1-3	.333	0-0	.000	2	0	2	3.7	0	1	4	1	1	7	8.2	
Florida St.	02/01/2026	*	32:17	7-11	.636	1-2	.500	3-3	1.000	3	5	8	3.9	0	0	1	0	0	18	8.6	
Totals			21	591:21	77-138	.558	14-36	.389	30-34	.882	34	55	89	3.9	49	38	30	3	13	198	8.6

## Player Averages

Games Played	Minutes/game	Points/game	FG Pct	3FG Pct	FT Pct	Rebounds/game	Assists/game	Turnovers/game	Assist/Turnover ratio	Steals/game	Blocks/game
23	25.7	8.6	55.8	38.9	88.2	3.9	1.7	1.3	1.3	0.6	0.1

## THOMPSON'S CAREER STATISTICS

				Field Goals		3-Point		F-Throws		Rebounds									Scoring	
SEASON	TEAM	GP-GS	MIN/AVG	FG-FGA	FG%	3FG-3FGA	3FG%	FT-FTA	FT%	OFF	DEF	TOT	AVG	PF-FO	A	TO	BLK	STL	PTS	AVG
2022-23	UTC	33-33	978/29.6	164-317	.517	16-49	.327	149-183	.814	68	155	223	6.8	77-1	53	77	5	36	493	14.9
2023-24	UTC	32-30	947/29.6	152-338	.450	17-44	.386	134-168	.798	64	159	223	7.0	71-2	53	68	10	32	455	14.2
2024-25	CU	31-8	595/19.2	69-157	.439	16-52	.308	31-43	.721	28	77	105	3.4	47-0	36	25	3	13	185	6.0
2025-26	CU	23-21	591/25.7	77-138	.558	14-36	.389	30-34	.882	34	55	89	3.9	49-0	38	30	3	13	198	8.6
TOTAL FOR CU		54-29	1187/22.0	146-295	.495	30-88	.341	61-77	.792	62	132	194	3.6	96-0	74	55	6	26	383	7.1
TOTAL		119-92	3112/26.2	462-950	.486	63-181	.348	344-428	.804	194	446	640	5.4	244-3	180	200	21	94	1331	11.2

## Single Game Highs

Statistic	Value	
Points	27	vs Richmond 12/21/23
Rebounds	16	vs King (TN) 11/26/22
Assists	5	vs ETSU 02/04/23, vs ETSU 03/03/23, at Mercer 11/06/25
Steals	4	vs Tennessee St. 11/16/22, vs Furman 03/02/23, vs Western Caro. 03/07/24
Blocks	2	vs Eastern Ky. 12/17/23, vs Virginia 01/09/25
FG Made	11	vs Richmond 12/21/23
FG Attempts	19	at Mercer 02/10/24, vs Richmond 12/21/23
3FG Made	4	at Miami (FL) 01/04/26
3FG Attempts	6	4 times
FT Made	9	at Georgia St. 11/30/22, at ETSU 01/05/23
FT Attempts	12	at Georgia St. 11/30/22, at Western Caro. 01/27/24



# TV/RADIO BROADCAST SPOT CHART



**#0 HOLLAND HARRIS**  
G/F • 6-1 • Fr.  
Orlando, Fla.



**#1 AMAIA JACKSON**  
G • 5-8 • Fr.  
Rochester, N.Y.




**#2 JA'KERRA BUTLER**  
G/F • 6-1 • Fr.  
Lawrenceville, Ga.



**#5 HANNAH KOHN**  
G • 5-9 • Jr.  
Oviedo, Fla.



**#10 TAYLOR JOHNSON-MATTHEWS**  
G • 5-9 • Sr.  
Cleveland, Ohio



**#11 RUSNE AUGUSTINAITE**  
G/F • 6-0 • Jr.  
Šiauliai, Lithuania



**#12 MIA MOORE**  
G • 5-6 • Sr.  
Alpharetta, Ga.



**#14 RACHAEL ROSE**  
G • 5-7 • Sr.  
Scranton, Pa.




**#20 MORGAN MILLER**  
F • 6-2 • So.  
Andover, Minn.



**#21 HADLEY PERIMAN**  
G/F • 6-2 • Sr.  
Tuttle, Okla.



**#25 DEMEARA HINDS**  
F • 6-3 • Gr.  
Douglasville, Ga.



**#31 MORGAN LEE**  
C • 6-5 • Sr.  
Kent, Conn.



**#32 RAVEN THOMPSON**  
F • 5-10 • Sr.  
Atlanta, Ga.



**SHAWN POPPIE**  
Head Coach  
Limestone, '07 • 2nd season

# CLEMSON SEASON STATS

Record	Overall	Home	Away	Neutral	Team	1st	2nd	3rd	4th	OT	TOT
ALL GAMES	16-7	9-1	6-5	1-1	Clemson	392	409	418	394	13	1626
CONFERENCE	7-4	5-1	2-3	0-0	Opponents	329	325	317	347	6	1324
NON-CONFERENCE	9-3	4-0	4-2	1-1							

## Team Box Score

No.	Player				Total		3-Point		F-Throw		Rebounds											
		GP-GS	MIN	AVG	FG-FGA	FG%	3FG-3FGA	3FG%	FT-FTA	FT%	OFF	DEF	TOT	AVG	PF	DQ	A	TO	BLK	STL	PTS	AVG
11	AUGUSTINAITE, Rusne	23-20	582:20	25.3	95-219	.434	61-141	.433	18-21	.857	11	55	66	2.9	37	1	23	28	4	9	269	11.7
12	MOORE, Mia	23-23	700:53	30.5	99-220	.450	20-66	.303	48-78	.615	21	104	125	5.4	46	1	114	55	6	30	266	11.6
14	ROSE, Rachael	22-11	604:35	27.5	78-153	.510	23-66	.348	47-60	.783	18	41	59	2.7	45	0	53	22	2	23	226	10.3
10	JOHNSON-MATTHEWS, Taylor	23-3	437:29	19.0	79-189	.418	27-73	.370	27-37	.730	13	41	54	2.3	25	0	10	26	1	19	212	9.2
32	THOMPSON, Raven	23-21	591:21	25.7	77-138	.558	14-36	.389	30-34	.882	34	55	89	3.9	49	0	38	30	3	13	198	8.6
25	HINDS, Demeara	22-9	449:43	20.4	78-128	.609	0-0	.000	27-64	.422	67	73	140	6.4	69	4	20	54	8	18	183	8.3
5	KOHN, Hannah	23-12	446:43	19.4	38-121	.314	34-110	.309	11-14	.786	8	27	35	1.5	25	0	17	20	4	14	121	5.3
21	PERIMAN, Hadley	22-16	525:50	23.9	23-85	.271	11-59	.186	13-19	.684	36	103	139	6.3	29	1	33	23	27	15	70	3.2
0	HARRIS, Holland	14-0	115:18	8.2	13-30	.433	5-11	.455	5-11	.455	14	18	32	2.3	13	0	3	10	5	2	36	2.6
20	MILLER, Morgan	9-0	28:47	3.2	5-7	.714	2-3	.667	2-6	.333	5	4	9	1.0	2	0	0	1	0	0	14	1.6
1	JACKSON, Amaia	10-0	61:52	6.2	4-16	.250	2-9	.222	5-8	.625	1	4	5	0.5	4	0	6	0	0	0	15	1.5
31	LEE, Morgan	14-0	80:09	5.7	5-20	.250	0-7	.000	6-6	1.000	6	14	20	1.4	12	0	2	3	7	2	16	1.1
Team											34	48	82					17				
Total		23	4625		594-1326	.448	199-581	.343	239-358	.668	268	587	855	37.2	356	7	319	289	67	145	1626	70.7
Opponents		23	4623		488-1220	.400	121-360	.336	227-313	.725	176	502	678	29.5	357	2	229	323	66	117	1324	57.6

## Team Statistics

	CU	OPP
<b>Scoring</b>	<b>1626</b>	<b>1324</b>
Points per game	70.7	57.6
Scoring margin	+13.1	-
<b>Field goals-att</b>	<b>594-1326</b>	<b>488-1220</b>
Field goal pct	.448	.400
<b>3 point fg-att</b>	<b>199-581</b>	<b>121-360</b>
3-point FG pct	.343	.336
3-pt FG made per game	8.7	5.3
<b>Free throws-att</b>	<b>239-358</b>	<b>227-313</b>
Free throw pct	.668	.725
F-Throws made per game	10.4	9.9
<b>Rebounds</b>	<b>855</b>	<b>678</b>
Rebounds per game	37.2	29.5
Rebounding margin	+7.7	-
<b>Assists</b>	<b>319</b>	<b>229</b>
Assists per game	13.9	10.0
<b>Turnovers</b>	<b>289</b>	<b>323</b>
Turnovers per game	12.6	14.0
Turnover margin	+1.5	-
Assist/turnover ratio	1.1	0.7
<b>Steals</b>	<b>145</b>	<b>117</b>
Steals per game	6.3	5.1
<b>Blocks</b>	<b>67</b>	<b>66</b>
Blocks per game	2.9	2.9
<b>Winning streak</b>	<b>3</b>	<b>-</b>
Home win streak	7	-
<b>Attendance</b>	<b>14531</b>	<b>44540</b>
Home games-Avg/Game	10-1453	11-4049
Neutral site-Avg/Game	-	2-252

## Team Results

Date	Opponent		Score	Att.
11/03/2025	USC Upstate	W	76-38	5839
11/06/2025	at Mercer	W	72-51	564
11/11/2025	at South Carolina	L	37-65	16623
11/13/2025	American	W	78-38	723
11/16/2025	Louisville	L	54-65	1004
11/23/2025	at Furman	W	76-58	879
11/28/2025	vs Western Caro.	W	77-44	247
11/30/2025	vs Michigan St.	L	64-72	257
12/04/2025	at Alabama	L	48-72	2525
12/07/2025	App State	W	78-59	862
12/14/2025	Pittsburgh	W	73-41	1060
12/17/2025	at Charleston So.	W	78-52	390
12/21/2025	North Florida	W	84-62	1004
12/28/2025	at Chicago St.	W	97-44	201
01/01/2026	at Virginia	L	63-73	4032
01/04/2026	at Miami (FL)	W	70-55	914
01/08/2026	NC State	W	75-65	861
01/11/2026	at Georgia Tech	L	55-58	6125
01/18/2026	Wake Forest	Wot	78-71	1133
01/22/2026	at Virginia Tech	L	68-71	3992
01/25/2026	at Notre Dame	W	65-58	8295
01/29/2026	SMU	W	83-54	927
02/01/2026	Florida St.	W	77-58	1118

# CLEMSON SEASON/CAREER STATS

Player	Season Statistics										Career Statistics									
	GP-GS	MIN/G	FG%	3FG%	FT%	R/G	A/G	STL	BLK	PTS/G	GP-GS	MIN/G	FG%	3FG%	FT%	R/G	A/G	STL	BLK	PTS/G
AUGUSTINAITE, Rusne	23-20	25.3	.434	.433	.857	2.9	1.0	9	4	11.7	82-37	21.8	.388	.367	.785	2.4	0.9	19	11	9.3
HARRIS, Holland	14-0	8.2	.433	.455	.455	2.3	0.2	2	5	2.6	14-0	8.2	.433	.455	.455	2.3	0.2	2	5	2.6
HINDS, Demeara	22-9	20.4	.609	.000	.422	6.4	0.9	18	8	8.3	133-73	17.8	.508	.000	.483	5.2	0.7	119	75	5.6
JACKSON, Amaia	10-0	6.2	.250	.222	.625	0.5	0.6	0	0	1.5	10-0	6.2	.250	.222	.625	0.5	0.6	0	0	1.5
JOHNSON-MATTHEWS, Taylor	23-3	19.0	.418	.370	.730	2.3	0.4	19	1	9.2	85-35	20.9	.418	.346	.757	2.7	0.9	71	27	9.3
KOHN, Hannah	23-12	19.4	.314	.309	.786	1.5	0.7	14	4	5.3	87-24	22.0	.382	.376	.862	1.6	0.6	34	9	7.6
LEE, Morgan	14-0	5.7	.250	.000	1.000	1.4	0.1	2	7	1.1	92-60	19.2	.410	.311	.750	4.4	1.1	33	121	6.7
MILLER, Morgan	9-0	3.2	.714	.667	.333	1.0	0.0	0	0	1.6	18-0	2.4	.545	.667	.545	0.8	0.0	0	1	1.1
MOORE, Mia	23-23	30.5	.450	.303	.615	5.4	5.0	30	6	11.6	88-79	28.8	.441	.372	.730	6.4	2.9	123	11	12.1
PERIMAN, Hadley	22-16	23.9	.271	.186	.684	6.3	1.5	15	27	3.2	116-85	25.3	.342	.295	.538	6.8	1.7	82	164	4.3
ROSE, Rachael	22-11	27.5	.510	.348	.783	2.7	2.4	23	2	10.3	119-108	33.2	.509	.388	.824	5.6	4.0	207	21	16.0
THOMPSON, Raven	23-21	25.7	.558	.389	.882	3.9	1.7	13	3	8.6	119-92	26.2	.486	.348	.804	5.4	1.5	94	21	11.2

## Scoring

Player	Season Statistics										Career Statistics									
	FG-FGA	FG%	3FG-3FGA	3FG%	FT-FTA	FT%	PTS	PTS/G			FG-FGA	FG%	3FG-3FGA	3FG%	FT-FTA	FT%	PTS	PTS/G		
AUGUSTINAITE, Rusne	95-219	.434	61-141	.433	18-21	.857	269	11.7			274-706	.388	163-444	.367	51-65	.785	762	9.3		
HARRIS, Holland	13-30	.433	5-11	.455	5-11	.455	36	2.6			13-30	.433	5-11	.455	5-11	.455	36	2.6		
HINDS, Demeara	78-128	.609	0-0	.000	27-64	.422	183	8.3			307-604	.508	0-8	.000	131-271	.483	745	5.6		
JACKSON, Amaia	4-16	.250	2-9	.222	5-8	.625	15	1.5			4-16	.250	2-9	.222	5-8	.625	15	1.5		
JOHNSON-MATTHEWS, Taylor	79-189	.418	27-73	.370	27-37	.730	212	9.2			290-693	.418	79-228	.346	131-173	.757	790	9.3		
KOHN, Hannah	38-121	.314	34-110	.309	11-14	.786	121	5.3			210-550	.382	181-481	.376	56-65	.862	657	7.6		
LEE, Morgan	5-20	.250	0-7	.000	6-6	1.000	16	1.1			229-559	.410	52-167	.311	105-140	.750	615	6.7		
MILLER, Morgan	5-7	.714	2-3	.667	2-6	.333	14	1.6			6-11	.545	2-3	.667	6-11	.545	20	1.1		
MOORE, Mia	99-220	.450	20-66	.303	48-78	.615	266	11.6			384-870	.441	84-226	.372	214-293	.730	1066	12.1		
PERIMAN, Hadley	23-85	.271	11-59	.186	13-19	.684	70	3.2			165-483	.342	66-224	.295	100-186	.538	496	4.3		
ROSE, Rachael	78-153	.510	23-66	.348	47-60	.783	226	10.3			669-1314	.509	157-405	.388	406-493	.824	1901	16.0		
THOMPSON, Raven	77-138	.558	14-36	.389	30-34	.882	198	8.6			462-950	.486	63-181	.348	344-428	.804	1331	11.2		

## Totals

Player	Season Statistics									Career Statistics								
	O-REB	D-REB	TOTAL	PF	FO	A	TO	A/TO		O-REB	D-REB	TOTAL	PF	FO	A	TO	A/TO	
AUGUSTINAITE, Rusne	11	55	66	37	1	23	28	0.8		22	178	200	107	1	73	91	0.8	
HARRIS, Holland	14	18	32	13	0	3	10	0.3		14	18	32	13	0	3	10	0.3	
HINDS, Demeara	67	73	140	69	4	20	54	0.4		299	394	693	367	18	97	249	0.4	
JACKSON, Amaia	1	4	5	4	0	6	0	0.0		1	4	5	4	0	6	0	0.0	
JOHNSON-MATTHEWS, Taylor	13	41	54	25	0	10	26	0.4		66	165	231	156	1	73	134	0.5	
KOHN, Hannah	8	27	35	25	0	17	20	0.9		21	121	142	117	0	54	75	0.7	
LEE, Morgan	6	14	20	12	0	2	3	0.7		87	316	403	120	1	99	180	0.6	
MILLER, Morgan	5	4	9	2	0	0	1	0.0		8	7	15	5	0	0	5	0.0	
MOORE, Mia	21	104	125	46	1	114	55	2.1		145	421	566	187	5	258	184	1.4	
PERIMAN, Hadley	36	103	139	29	1	33	23	1.4		209	574	783	211	4	194	181	1.1	
ROSE, Rachael	18	41	59	45	0	53	22	2.4		143	522	665	225	1	480	239	2.0	
THOMPSON, Raven	34	55	89	49	0	38	30	1.3		194	446	640	244	3	180	200	0.9	



# CLEMSON TEAM GAME-BY-GAME

				Total		3-Pointers		Free throws		Rebounds											
Opponent	Date	Score		FG-FGA	PCT	3FG-3FGA	PCT	FT-FTA	PCT	OFF	DEF	TOT	AVG	PF	A	TO	BLK	STL	PTS	AVG	
USC Upstate	11/03/2025	76-38	W	29-57	.509	8-24	.333	10-15	.667	11	25	36	36.0	9	12	9	5	12	76	76.0	
at Mercer	11/06/2025	72-51	W	27-50	.540	10-21	.476	8-12	.667	11	33	44	40.0	18	17	15	2	3	72	74.0	
at South Carolina	11/11/2025	37-65	L	14-61	.230	5-33	.152	4-4	1.000	10	21	31	37.0	14	9	10	1	5	37	61.7	
American	11/13/2025	78-38	W	29-61	.475	14-32	.438	6-9	.667	15	31	46	39.3	14	16	9	1	6	78	65.8	
Louisville	11/16/2025	54-65	L	23-48	.479	4-15	.267	4-14	.286	5	21	26	36.6	20	7	18	2	6	54	63.4	
at Furman	11/23/2025	76-58	W	29-62	.468	8-23	.348	10-19	.526	14	25	39	37.0	17	19	14	4	12	76	65.5	
vs Western Caro.	11/28/2025	77-44	W	25-65	.385	10-28	.357	17-29	.586	14	28	42	37.7	22	15	9	4	11	77	67.1	
vs Michigan St.	11/30/2025	64-72	L	22-56	.393	8-27	.296	12-15	.800	11	20	31	36.9	18	14	15	1	6	64	66.8	
at Alabama	12/04/2025	48-72	L	17-54	.315	6-23	.261	8-10	.800	8	25	33	36.4	16	10	13	6	3	48	64.7	
App State	12/07/2025	78-59	W	25-46	.543	7-17	.412	21-23	.913	2	25	27	35.5	12	13	11	4	10	78	66.0	
Pittsburgh	12/14/2025	73-41	W	26-60	.433	10-31	.323	11-17	.647	15	32	47	36.5	13	14	16	1	11	73	66.6	
at Charleston So.	12/17/2025	78-52	W	30-60	.500	11-27	.407	7-15	.467	14	25	39	36.8	9	17	8	3	7	78	67.6	
North Florida	12/21/2025	84-62	W	33-61	.541	5-20	.250	13-19	.684	19	30	49	37.7	12	11	14	1	3	84	68.8	
at Chicago St.	12/28/2025	97-44	W	33-55	.600	21-35	.600	10-17	.588	13	27	40	37.9	18	27	16	5	4	97	70.9	
at Virginia	01/01/2026	63-73	L	24-63	.381	4-21	.190	11-18	.611	17	16	33	37.5	19	14	9	1	7	63	70.3	
at Miami (FL)	01/04/2026	70-55	W	26-59	.441	12-34	.353	6-7	.857	12	20	32	37.2	12	19	12	3	5	70	70.3	
NC State	01/08/2026	75-65	W	30-62	.484	8-24	.333	7-9	.778	7	27	34	37.0	14	10	7	2	6	75	70.6	
at Georgia Tech	01/11/2026	55-58	L	22-67	.328	4-24	.167	7-8	.875	11	25	36	36.9	19	14	9	5	7	55	69.7	
Wake Forest	01/18/2026	78-71	Wot	25-60	.417	11-26	.423	17-21	.810	10	22	32	36.7	13	12	12	1	6	78	70.2	
at Virginia Tech	01/22/2026	68-71	L	25-50	.500	4-13	.308	14-20	.700	9	22	31	36.4	26	9	20	3	3	68	70.1	
at Notre Dame	01/25/2026	65-58	W	26-50	.520	7-19	.368	6-17	.353	14	26	40	36.6	16	13	20	2	4	65	69.8	
SMU	01/29/2026	83-54	W	29-59	.492	12-33	.364	13-20	.650	17	33	50	37.2	11	14	14	6	4	83	70.4	
Florida St.	02/01/2026	77-58	W	25-60	.417	10-31	.323	17-20	.850	9	28	37	37.2	14	13	9	4	4	77	70.7	
Total		1626		594-1326	.448	199-581	.343	239-358	.668	268	587	855	37.2	356	319	289	67	145	1626	70.7	
Opponents		1324		488-1220	.400	121-360	.336	227-313	.725	176	502	678	29.5	357	229	323	66	117	1324	57.6	

## Clemson Averages

Games Played	Points/game	FG Pct	3FG Pct	FT Pct	Rebounds/game	Assists/game	Turnovers/game	Assist/Turnover ratio	Steals/game	Blocks/game
23	70.7	44.8	34.3	66.8	37.2	13.9	12.6	1.1	6.3	2.9