



# NC STATE BASKETBALL

2 NATIONAL CHAMPIONSHIPS

29 NCAA APPEARANCES

18 CONFERENCE CHAMPIONSHIPS

20 ALL AMERICANS

## GAME 18 - #RV/-- NC STATE WOLFPACK (12-6, 3-2) AT #18/18 CLEMSON TIGERS (16-3, 6-0)

TUESDAY, JANUARY 20

7:00 PM ET

LITTLEJOHN COLISEUM

TV (ACC NETWORK): PLAY-BY-PLAY: WES DURHAM ANALYST: DENNIS SCOTT

RADIO (WOLFPACK SPORTS NETWORK): PLAY-BY-PLAY: MATT CHAZANOW ANALYST: CHUCKY BROWN

### #RV/-- NC STATE WOLFPACK

**WILL WADE**  
HEAD COACH

**12-6**  
OVERALL

**3-2**  
ACC

**12-6**

RECORD AT NC STATE - 1ST SEASON

**258-111**

CAREER RECORD - 12TH SEASON



VS.



**BRAD BROWNELL**  
HEAD COACH

**16-3**  
OVERALL

**6-0**  
ACC

**308-199**

RECORD AT CLEMSON - 16TH SEASON

**475-284**

CAREER RECORD - 24TH SEASON

### PACK TRACKS

- » NC State fell to Georgia Tech, 78-74, on Saturday. NC State shot 38.7 percent in the loss, the second-lowest field goal percentage of the season for the Pack and just the third time this season that NC State has shot below 40 percent from the field.
- » Quadir Copeland led NC State with 16 points and six assists against the Yellow Jackets. He added three steals in the loss. The Philadelphia, Pa., native continues to stuff the stat sheet this season. Over the last 12 games, Copeland is averaging 14.9 points, 6.8 assists, and 2.0 steals per game while shooting 53.8 percent (64-of-119) from the field. The senior has led the Pack in scoring in six of the last 12 games, in assists in 11 of the last 12 games (including the last 10 games) and in steals in six of the last 12 games.
- » NC State tied the program record with 19 made three-pointers in the win over Florida State on Jan. 10. It also tied an ACC record for most three-pointers by a single team in an ACC game. It's the third time in program history that NC State has made 19 three-pointers in a game and the second time this season (NC State also hit 19 three-pointers in the season-opening win over NC Central.) The Pack started the game 1-for-9 from long range, but then made seven straight three-pointers as it made 18 of its final 26 three-point attempts in the win at FSU.
- » NC State has had double-digit three-pointers in 10 of 18 games this season. The Pack has had two games with 19 made three-pointers, a game with 17 made threes and another game with 16 made threes. The Pack currently ranks second in the ACC and 10th in the NCAA with an average of 11.1 three-pointers made per game. NC State leads the ACC and ranks seventh in the NCAA in three point percentage, making 39.8 percent of its attempts from long range this season.
- » Ven-Allen Lubin has shot over 50 percent in every game except for one this season. The Orlando, Fla., native leads the ACC and ranks seventh in the NCAA in field goal percentage at 66.4 percent.
- » Paul McNeil, Jr., has made multiple three-pointers in seven consecutive games and has made 31 three-pointers in the last seven games (4.4 per game) and is shooting 46.9% from long range in those contests. For the season, McNeil is averaging 3.1 three-pointers per game to rank second in the ACC and 35th in the NCAA.

### PROJECTED NC STATE STARTERS

BASED ON LAST GAME

**1 DARRION WILLIAMS**  
6-6 - 225 - SR - SACRAMENTO, CA

PTS	REB	AST	MPG
14.2	5.5	3.4	29.1



**WILLIAMS:** Scored career-high 32 points in win over UNCG on 11/12 ... ACC Preseason Player of the Year & First-Team All-ACC pick ... The Athletic Preseason Second-Team All-American ... Joins Pack after spending last 2 seasons at Texas Tech ... Averaged 15.1 pts, 5.5 rebs, 3.6 ast & 1.3 stls per game ... Was All-Big 12 First Team selection ... All-Big 12 Third team selection in 23-24.

**2 PAUL MCNEIL, JR.**  
6-6 - 190 - SO - ROCKINGHAM

PTS	REB	3PT%	MPG
13.9	4.2	41.0	26.8



**MCNEIL, JR:** Scored career-high 47 points in win over Texas Southern on 12/17 ... Set school record & tied ACC record with 11 3s against TSU ... 1 of just 2 players to return from last year's team & only scholarship player back ... Appeared in 24 games, making three starts ... Averaged 4.2 pts per game ... Shot 35.6 percent (16-of-45) from three-point range.

**7 ALVN BREED**  
6-3 - 200 - R-SR - POWDER SPRINGS, GA

PTS	REB	AST	MPG
4.9	2.1	1.4	16.5



**BREED:** Has started last seven games ... Averaging 7.3 pts/2.7 reb/1.4 ast /1.4 stl when starting ... Joins Pack after playing last two seasons at McNeese and spending three seasons at McNeese ... Scored 35 pts in first 2 games last season for McNeese before knee injury caused him to miss rest of season ... Started 30 games in 3 years at Providence from 2020-23

**11 QUADIR COPELAND**  
6-6 - 220 - SR - PHILADELPHIA, PA

PTS	AST	FG%	MPG
13.7	6.1	54.6	26.5



**COPELAND:** Joins Pack after playing last season at McNeese & previous 2 seasons at Syracuse ... Averaged 9.5 pts, 4.8 ast, 3.3 rebs & 1.4 stl per game ... Led team in assists & was 2nd in steals ... 2025 All-Southland Conference Second Team ... Ironically, career-best scoring game came when he played for Syracuse against NC State at Lenovo Center, scored 25 pts on 10-of-13 FGs on 2/20/24

**22 VEN-ALLEN LUBIN**  
6-9 - 250 - SR - ORLANDO, FL

PTS	REB	FG%	MPG
12.7	6.7	66.4	26.7



**LUBIN:** Joins Pack after playing at UNC last season ... Averaged 8.6 pts & team-best 5.6 rebs per game last season ... Also led team in offensive rebs (69) & blocks (33) ... In last 10 games of season averaged 13.6 pts & 7.7 rebs per game ... Scored in double figures in each of the last 10 games of the season & had double-doubles in four of the last six games.

### RECORD

**12-6**

ACC	3-2
Non-Conference	9-4
Home	8-3
Neutral	2-2
Road	2-1

### 2025-26 SCHEDULE

DATE	OPPONENT	TIME	TV	RESULT
NOVEMBER (5-2)				
3	NC Central	7 PM	ACCNX	W, 114-66
7	UAB	9 PM	ACCN	W, 94-70
12	UNCG	8 PM	ACCN	W, 110-64
17	VCU	7 PM	ACCN	W, 85-79
24	Seton Hall - 1	2:30 PM	ESPN2	L, 74-85
25	Boise State - 1	2:30 PM	ESPN2	W, 81-70
26	Texas - 1	9:30 PM	ESPN2	L, 97-102
DECEMBER (5-2)				
3	at #20/24 Auburn	9:15 PM	ESPN	L, 73-83
6	UNC Asheville	1 PM	THE CW	W, 75-63
10	Liberty	7 PM	ACCN	W, 85-45
13	#19/19 Kansas	5:30 PM	ESPN	L, 76-77 (ot)
17	Texas Southern - 2	7 PM	ACCNX	W, 108-72
21	Ole Miss - 3	1 PM	ESPN	W, 76-62
31	Wake Forest	12 PM	ESPN2	W, 70-57
JANUARY (2-2)				
3	#21/21 Virginia	11 AM	ESPN2	L, 61-76
6	at Boston College	9 PM	ACCN	W, 79-71
10	at Florida State	12 PM	ACCN	W, 113-69
17	Georgia Tech	12 PM	THE CW	L, 74-78
20	at #22/21 Clemson	7 PM	ACCN	
24	at Pitt	12 PM	ESPN2	
27	Syracuse	7 PM	ESPN/2	
31	at Wake Forest	3:45 PM	THE CW	
FEBRUARY				
3	at SMU	9 PM	ESPN2	
7	Virginia Tech	1:30 PM	THE CW	
9	at Louisville	7 PM	ESPN	
14	Miami	4 PM	ESPN/2	
17	North Carolina	7 PM	ESPN/2	
24	at Virginia	7 PM	ACCN	
28	at Notre Dame	12 PM	THE CW	
MARCH				
2	Duke	7 PM	ESPN	
7	Stanford	2:45 PM	THE CW	

- 1 - Maui Invitational (Lahaina, Hawaii)
- 2 - Heritage Game (Played in Reynolds Coliseum)
- 3 - Game played in Greensboro (First Horizon Coliseum)

### NC STATE COMMUNICATIONS

CRAIG HAMMEL ASST AD/MBB CONTACT  
EMAIL: CWHAMME2@NCSTU.EDU CELL: 317-292-0858

## QUICK FACTS

Location ..... Raleigh, N.C.  
 Founded ..... March 7, 1887  
 Enrollment: ..... 36,304  
 Nickname: ..... Wolfpack  
 Mascot: ..... Mr. and Ms. WUF  
 School Colors: ..... Red (PMS 186) and White  
 Conference: ..... Atlantic Coast  
 Chancellor: ..... Kevin Howell  
 McMurray Family Dir. of Athletics: .....  
 ..... Boo Corrigan  
 Athletics Dept. Phone: ..... 919-515-2101  
 Basketball Office Phone: ..... 919-515-3134  
 Ticket Office Phone: ..... 919-865-1510

## LENOVO CENTER

Capacity: ..... 19,119  
 Record at Lenovo Center: ..... 301-130 (.698)

## MEDIA INFORMATION

Credentials are issued to working members of the media only. Requests should be made online via NC State's application link (<https://forms.gle/gAk3xNW-Bys3uRoj16>).

Any questions can be sent to Craig Hammel, Assistant Athletics Director of Athletics Communications.

Head coach Will Wade and select players will regularly conduct media availabilities throughout the season. Email Craig if you'd like to be added to the NC State men's basketball distribution list.

## ACC COACHES WEEKLY ZOOM

ACC head basketball coaches will be featured on Monday zooms during the 2025-26 season. The season's first teleconference will take place with all 18 coaches on Monday, January 5, 2026. Each coach will have 10 minutes to make an opening statement and answer questions. Email Andy Flederjohann ([afleder@theacc.org](mailto:afleder@theacc.org)) to receive the weekly zoom link.

Will Wade ACC Zoom Schedule

Monday, Jan. 5 - 11:10 a.m.  
 Monday, Jan. 12 - 11:10 a.m.  
 Monday, Jan. 19 - 11:10 a.m.  
 Monday, Jan. 26 - 10:50 a.m.  
 Monday, Feb. 2 - 11:00 a.m.  
 Monday, Feb. 16 - 11:00 a.m.  
 Monday, Feb. 23 - 10:50 a.m.

## ATHLETICS COMMUNICATION STAFF



**Craig Hammel (Primary)**  
 Email: [cwhamme2@ncsu.edu](mailto:cwhamme2@ncsu.edu)  
 Cell: 317-292-0858  
 Twitter: @Hammel\_Craig



**Anne Hirschfeld (Secondary)**  
 Email: [ahirsch2@ncsu.edu](mailto:ahirsch2@ncsu.edu)

## NC STATE NUMERICAL ROSTER

No.	Name	Pos.	Class	Ht.	Wt.	Hometown/High School (Previous College)
0	Jordan Snell	G	Sr.	6-3	195	Cary, N.C./Panther Creek
1	Darrion Williams	F	Sr.	6-6	225	Sacramento, Calif./Bishop Gorman (Texas Tech)
2	Paul McNeil, Jr.	G	So.	6-6	190	Rockingham, N.C./Richmond Senior
3	Matt Able	G	Fr.	6-6	205	Baltimore, Md./Sagamont Prep (Fla.)
5	Tre Holloman	G	Sr.	6-2	195	Minneapolis, Minn./Cretin-Derham (Michigan State)
7	Alyn Breed	G	R-Sr.	6-3	200	Powder Springs, Ga./McEachern (McNeese)
10	Jayme Kontuniemi	G	Fr.	6-4	215	Helsinki, Finland
11	Quadir Copeland	G	Sr.	6-6	220	Philadelphia, Pa./IMG Academy (McNeese)
12	Scottie Ebube	C	Sr.	6-10	280	Mundelein, Ill./Mundelein (Wyoming)
13	Musa Sagnia	F	Fr.	6-10	235	Fajara, The Gambia
15	Jerry Deng	F	Jr.	6-9	230	Rochester, N.Y./Norcross (Ga.) (Florida State)
21	Terrance Arceneaux	G	R-Jr.	6-6	205	Beaumont, Texas/Beaumont United (Houston)
22	Ven-Allen Lubin	F	Sr.	6-9	250	Orlando, Fla./Orlando Christian (North Carolina)
33	Zymicah Wilkins	F	Fr.	6-9	260	Rutherfordton, N.C./Christ School
45	Colt Langdon	F	R-Fr.	6-7	230	Raleigh, N.C./Millbrook (Butler)

## COACHING STAFF

**Head Coach:** Will Wade, 1st Season at NC State/12th overall as Head Coach (Clemson '05)

**Assistant Coach:** Brandon Chambers, 1st Season (VCU '11)

**Assistant Coach:** Vernon Hamilton, 1st Season (Clemson '07)

**Assistant Coach:** Adam Howard, 1st Season (Western Kentucky '08)

**General Manager/Chief Strategist:** Andrew Slater, 1st Season

**Director of Pack Performance:** Greg Goldin, 1st Season

**Strength and Conditioning Coach:** Steven Soltysiak, 1st Season

**Director of Operations:** Nick Flory, 1st Season

**Director of Player Development:** Joseph Anderson, 1st Season

**Assistant General Manager:** Patrick Stacy, 1st Season

**Video Coordinator:** Brady Jones, 1st Season

**Analytics Assistant:** Isaac Stansbury, 1st Season

## PRONUNCIATION GUIDE:

Terrance **Arceneaux** (ar-suh-no)

**Quadir** (kwa-deer) Copeland

Scottie **Ebube** (ee-B00-bay)

Jayme **Kontuniemi** (Kon-too-knee-emmy)

Ven-Allen **Lubin** (Lube-n)

Musa **Sagnia** (sahn-yay)

**Darrion** (Dare-ee-n) Williams

## ROSTER BREAKDOWN:

**By Class:**

**Senior (7):** Alyn Breed, Quadir Copeland, Scottie Ebube, Tre Holloman, Ven-Allen Lubin, Jordan Snell, Darrion Williams

**Junior (2):** Terrance Arceneaux, Jerry Deng

**Sophomore (1):** Paul McNeil, Jr.

**Freshmen (5):** Matt Able, Jayme Kontuniemi, Colt Langdon, Musa Sagnia, Zymicah Wilkins

**By State:**

**North Carolina (4):** Langdon, McNeil, Jr., Snell, Wilkins

**California (1):** Williams

**Florida (1):** Lubin

**Georgia (1):** Breed

**Illinois (1):** Ebube

**Maryland (1):** Able

**Minnesota (1):** Holloman

**New York (1):** Deng

**Pennsylvania (1):** Copeland

**Texas (1):** Arceneaux

**International (2):** Kontuniemi (Helsinki, Finland), Sagnia (Fajara, The Gambia)

## OUR BRAND

• We are the WOLFPACK. Wolfpack is SINGULAR  
*"The Wolfpack IS opening the season vs. NC Central."*

• NC State's colors are RED and WHITE

• Please refer to us as NC STATE  
 (not North Carolina State)



**ACC 2025-26 PRESEASON POLL**

School (First-place votes in parentheses)	Points
1. Duke (34)	866
2. Louisville (15)	842
3. North Carolina	741
<b>4. NC State</b>	<b>710</b>
5. Virginia	623
6. SMU	616
7. Clemson	510
8. Miami	500
9. Syracuse	489
10. Notre Dame	477
11. Wake Forest	412
12. Virginia Tech	355
13. Georgia Tech	315
14. Pitt	301
15. Florida State	221
16. California	156
17. Stanford	138
18. Boston College	107

**2025-26 PRESEASON ALL-ACC FIRST TEAM**

Name, School	Votes
Cameron Boozer, Duke	46
<b>Darrion Williams, NC State</b>	<b>45</b>
Markus Burton, Notre Dame	46
Mikel Brown Jr., Louisville	36
Ryan Conwell, Louisville	36

**2025-26 PRESEASON ALL-ACC SECOND TEAM**

Name, School	Votes
Boopie Miller, SMU	27
J.J. Starling, Syracuse	27
Isaiah Evans, Duke	24
Baye Ndongo, Georgia Tech	24
Caleb Wilson, North Carolina	24

**ACC PRESEASON PLAYER OF YEAR****Darrion Williams, NC State, 23 votes**

Cameron Boozer, Duke, 19  
 J.J. Starling, Syracuse, 2  
 Markus Burton, Notre Dame, 2  
 Donald Hand Jr., Boston College, 1  
 Baye Ndongo, Georgia Tech, 1  
 Caleb Wilson, North Carolina, 1

**ACC PRESEASON ROOKIE OF YEAR**

Cameron Boozer, Duke, 43 votes  
 Mikel Brown Jr., Louisville, 3  
 Caleb Wilson, North Carolina, 2  
 Neoklis Avdalas, Virginia Tech, 1

**TUESDAY STORYLINES**

- » Tuesday marks the return of NC State head coach Will Wade and assistant coach Vernon Hamilton to their alma mater, Clemson. Wade graduated from Clemson in 2005 and served as a four-year student manager from 2001-05 before beginning his coaching career with the Tigers as a graduate assistant in 2005-06 and later as director of basketball operations from 2006-07. Hamilton is a two-time Clemson graduate, earning a Bachelor of Science degree in sports management in 2007 and a master's degree in youth development when he returned to Clemson as a graduate assistant from 2014-16. He remains Clemson's all-time leader in career steals (271) and career steals per game average (2.13). His 83 steals and 2.68 steals per game during the 2005-06 season—when he was named to the All-ACC Defensive Team—remain the best single-season marks in Clemson history.
- » Tuesday's game at Clemson is the fourth ranked opponent the Pack has faced this season, and the second road game against a top-25 foe. NC State's last road win over a ranked opponent was Feb. 24, 2021 when it beat No. 21 Virginia, 68-61, in Charlottesville.
- » Win the Boards, win the game? NC State was outrebounded by nine in its loss to Georgia Tech on Saturday. The Pack is 10-0 when it outrebounds its opponent this season, but just 2-6 when it is outrebounded.
- » The Pack's offense has traveled well this season, as NC State has actually shot better away from Raleigh than at home. In seven road or neutral-site games, the Pack is shooting 48.7 percent, including 44.3 percent from three-point range, and averaging 84.7 points per game. Ven-Allen Lubin leads NC State in scoring in those contests, averaging 14.7 points while shooting 69.0 percent from the field (40-of-58) away from Raleigh. Quadir Copeland is close behind, averaging 14.0 points per game and shooting 62.5 percent (35-of-56) on the road. NC State will face its stiffest road test yet Tuesday at Clemson, as the Tigers lead the ACC in scoring defense at 64.5 points per game. In 10 home games this season, Clemson has held eight opponents to 61 points or fewer, with the most allowed being 70 points against SMU. NC State has scored 70 or more points in 17 of its 18 games this season.
- » The Pack has a +29 turnover margin in its five ACC games this season and leads the ACC and ranks 14th in the NCAA with a +4.4 turnover margin. The only two power conference teams in the NCAA to have a better turnover margin than the Pack are Houston (+6.9) and Iowa State (+5.6). NC State has had the same or fewer turnovers than its opponent in 16 of 18 games this season. VCU and Ole Miss are the only two opponents to have less turnovers than the Pack. Clemson enters the game on Tuesday, seventh in the ACC in turnover margin at +2.5, but the Tigers lead the ACC in fewest turnovers per game, averaging to commit just 9.6 per contest. NC State is close behind Clemson, ranking third in the ACC as the Pack commits just 9.9 turnovers per game.
- » NC State has had double digit steals in four of its five ACC games and has 54 overall in ACC play. Overall, the Pack is second in the ACC with an average of 8.8 steals per game. NC State has eight players that have double-digit steals on the season.
- » The win at Florida State marked the fourth time this season NC State has gone over the century mark. It's the most 100 point games in a single season for NC State since the 1995-96 team had four. For the season, NC State averages 85.8 points per game which is fourth in the ACC and 32nd in the NCAA. The Pack is currently on pace to average its most points since Fire & Ice (Chris Corchiani and Rodney Monroe) led the Pack to an average of 89.3 points per game in the 1990-91 season.
- » In its last three games, NC State passed out 56 assists and had just 22 turnovers. NC State leads the ACC and ranks 15th in the NCAA with a 1.70 assist-to-turnover ratio this season.
- » Ven-Allen Lubin has been unstoppable in the second half of games this season: A missed shot midway through the second half against Liberty on Dec. 10 snapped a streak of 24 consecutive made second half field goals for Ven-Allen Lubin. In 18 games this season, Lubin is shooting 79.2 percent (57-of-72) from the field in the second half.

**NC STATE SERIES WITH CLEMSON**

- » Tuesday will be the 167th all-time meeting between NC State and Clemson. The Pack leads the series, 105-61, but is just 34-36 all-time in Clemson, including a 20-28 record at Littlejohn Coliseum.
- » **Last Meeting (February 1, 2025):** The Tigers beat NC State, 68-58, last season in the Lenovo Center. Dontrez Styles led all players with 24 points as he made a career-high six three-pointers.
- » Clemson led 34-31 at halftime and scored the first four points of the second half to take a 38-31 lead, but NC State held the Tigers scoreless for over seven minutes to take a 39-38 lead. The Tigers responded with a 13-4 run though to take a 51-43 lead with 7:56 to play. NC State got as close as six with under four minutes to go but a 7-0 Tigers spurt put the game out of reach.

**MCNEIL, JR., SETS PROGRAM/TIES ACC RECORD FOR THREES IN A GAME**

- » Sophomore guard Paul McNeil, Jr., set a program record and tied the ACC record with 11 made three-pointers in the Pack's win over Texas Southern on Dec. 17.
- » He finished the game 11-of-17 from three, breaking the NC State record of nine that had stood since Dec. 21, 1989 when Rodney Monroe made nine threes in a win over UNC Asheville.
- » He now shares the ACC single game record for threes with Georgia Tech's Dennis Scott (12/28/88) and Wake Forest's Craig Dawson (2/13/02).
- » McNeil, Jr., scored a career-high 47 points against Texas Southern. His final stat line was 12-of-18 shooting, 11-of-17 from three and 12-of-12 from the foul line. He also added a career-high 10 rebounds as he posted his first career double-double. McNeil, Jr.'s 47 points are tied with Sammy Ranzino (Jan. 23, 1951 vs. Virginia Tech) for the fifth-most points in a single game in program history and are the most by an ACC player since Rodney Monroe - NC State's all-time leading scorer - had 48 against Georgia Tech on Jan. 13, 1991.

**PACK MAKES STATEMENT IN SEASON OPENER**

- » NC State opened the Will Wade era on Monday, Nov. 3 with a resounding 114-66 win over NC Central.
- » In the win, the Pack tied a school record with 19 made three-pointers, and scored the second-most points ever in the Lenovo Center with 114.
- » Seven players reached double figures for NC State, only the second time in the last 25 years that has happened and the first time since No. 10, 2017.

**PACK PICKED 4TH; WILLIAMS ACC POY IN PRESEASON VOTING**

- » Darrion Williams earned ACC Preseason Player of the Year recognition, while the Pack secured a fourth-place ranking in the media's preseason poll that was announced on October 14.
- » Williams is NC State's first ACC Preseason Player of the Year selection since C.J. Leslie prior to the 2012-13 season, while the Pack's preseason pick of fourth is the highest for the program since 2012-13 when NC State was the ACC favorite heading into the season.



**NC STATE PLAYER CAREER STATS***(Stats from all stops in DI collegiate career)*

Scoring	Games	Points
Darrion Williams	117	1381
Ven-Allen Lubin	109	1044
Quadir Copeland	105	916
Tre Holloman	122	739
Jerry Deng	72	599
Terrance Arceneaux	99	503
Alyn Breed	107	492
Scottie Ebube	76	355
Paul McNeil, Jr.	42	352
Matt Able	18	152
Musa Sagnia	18	53
Jordan Snell	26	12
Colt Langdon	6	2

Rebounds	Games	Rebounds
Darrion Williams	117	768
Ven-Allen Lubin	109	611
Quadir Copeland	105	355
Terrance Arceneaux	99	279
Jerry Deng	72	214
Scottie Ebube	76	209
Alyn Breed	107	208
Tre Holloman	122	179
Paul McNeil, Jr.	42	108
Musa Sagnia	18	63
Matt Able	18	58
Jordan Snell	26	5
Colt Langdon	66	1

Assists	Games	Assists
Quadir Copeland	105	364
Darrion Williams	117	353
Tre Holloman	122	287
Alyn Breed	107	122
Terrance Arceneaux	99	64
Ven-Allen Lubin	109	52
Paul McNeil, Jr.	42	37
Jerry Deng	72	34
Matt Able	18	20
Scottie Ebube	76	17
Musa Sagnia	18	8
Jordan Snell	26	2
Colt Langdon	6	0

Steals	Games	Steals
Darrion Williams	117	146
Quadir Copeland	105	134
Terrance Arceneaux	99	84
Alyn Breed	107	69
Tre Holloman	122	68
Ven-Allen Lubin	109	49
Jerry Deng	72	31
Scottie Ebube	76	24
Matt Able	18	23
Paul McNeil, Jr.	42	21
Musa Sagnia	18	13
Colt Langdon	6	0
Jordan Snell	26	0

Blocks	Games	Blocks
Ven-Allen Lubin	109	97
Darrion Williams	117	39
Scottie Ebube	76	36
Terrance Arceneaux	99	30
Tre Holloman	122	26
Jerry Deng	72	24
Quadir Copeland	105	18
Musa Sagnia	18	10
Paul McNeil, Jr.	42	8
Matt Able	18	5
Alyn Breed	107	4
Jordan Snell	26	1
Colt Langdon	6	0

**WILL LIKES WINNERS**

- » The Pack added nine transfers to this season's roster that played at the DI level last season. Of those nine players, six played on teams that played in the NCAA Tournament last season.
- » All six of those players (Houston's Terrance Arceneaux, McNeese's Alyn Breed and Quadir Copeland, Michigan State's Tre Holloman, UNC's Ven-Allen Lubin and Texas Tech's Darrion Williams) were on team's that won at least one game in the NCAA Tournament last season.
- » Arceneaux's Houston team was National Runner-Up while Williams (Texas Tech) and Holloman (Michigan State) were both on teams that advanced to the Elite 8.
- » Overall, NC State's 2025-26 roster has combined to play 549 minutes in NCAA Tournament games in their career. That amount is the most of any ACC team and more than 200 minutes more than second.

**WILL LIKES WINNERS, PART 2**

- » This year's NC State squad has three of the winningest fourth-year players in college basketball. Terrance Arceneaux has spent the last three seasons on a Houston team that has gone a combined 100-14 in that span (33.3 wins per year). Arceneaux was limited to just 11 games in the 2023-24 season because of an injury in December that caused him to miss the rest of the season, but still played in 85 career games in his three years with the Cougars.
- » Darrion Williams and Tre Holloman join him as two of the winningest fourth-year players in college basketball this season. Williams has won 73 games (24.3 per season) in his previous three seasons of college basketball (two at Texas Tech and freshman season at Nevada) while Holloman was on Michigan State teams that won 71 games (23.7 per season) the last three years.

**RED RECKONING ENERGIZES FAN BASE**

- » No stranger to being one of the fiercest places to play in college basketball (NC State has consistently ranked in the top-25 year after year in college basketball average attendance), the hiring of Will Wade has energized the NC State fanbase to an even higher level.
- » The program has sold 10,302 season tickets which are the most since the 2016-17 season (11,033 that year).
- » The 10,302 season tickets mark a 14% increase in season tickets over last year (about 1,250 more)
- » There are 783 new season ticket accounts and 2,243 new season tickets sold for this season.
- » Season tickets are sold out on the lower level and the club level is nearly sold out, as well.
- » Mini-plan ticket sales are already 32% higher this year than the final total last season.
- » The Pack's season-opener against NC Central is sold out and it marks the first time since the arena opened in 1999 that the season-opening game is sold out.
- » The sell out against NC Central is the first time NC State has sold out a game against a team that isn't UNC or Duke since Feb. 25, 2023 when the Lenovo Center was sold out for a game against Clemson.

**MCNEIL, JR., MAKING MOST OF INCREASED OPPORTUNITY**

- » Paul McNeil Jr. entered college last season as one of the most highly regarded prospects in the ACC, but his freshman campaign got off to a slow start. After NC State's 23rd game of the season – Feb. 8 at Stanford – McNeil had not appeared in seven games and had logged three minutes or fewer in nine others. At that point, he was averaging just 1.8 points per game and shooting 27.8 percent (5-of-18) from three-point range.
- » Everything began to change with the Feb. 12 matchup against Louisville. Since then, McNeil has capitalized on his expanded role, showing the promise that made him such a sought-after recruit. Over the final eight games of the 2024-25 season and the first 16 of this year, he's averaged 12 points per game while connecting on 41.1 percent (58-of-141) of his three-point attempts.
- » Through 16 games this season, McNeil, Jr., is third on the Pack in scoring at 13.6 points per game and his average of 2.9 three-pointers made per game is third in the ACC.

**NO STRANGER TO THE ACC OR THE LENOVO CENTER**

- » NC State brought in three transfers – Ven-Allen Lubin (North Carolina and Notre Dame), Jerry Deng (Florida State) and Quadir Copeland (Syracuse) – who have played in the ACC previously.
- » Lubin has actually played against NC State every year of his college career prior to playing for the Pack this season. As a freshman at Notre Dame, he had 10 points and five rebounds in an NC State win in Raleigh. As a sophomore at Vanderbilt, he had 16 points and eight rebounds in a Pack win over the Commodores in Las Vegas. Last season at UNC, Lubin had a combined 17 points and 14 rebounds in two victories over the Pack. Overall in his career against NC State, Lubin has averaged 11.8 points and 6.8 rebounds per game while shooting 58.6 percent (17-of-29) from the field.
- » Last season as a sophomore at Florida State, Jerry Deng played 13 minutes and scored four points in the Pack's overtime win over the Seminoles.
- » Quadir Copeland played against the Pack three times as a sophomore at Syracuse in the 2023-24 season. Copeland enjoyed the best scoring game of his collegiate career inside the Lenovo Center on Feb. 20, 2024. That night, he scored a career-high 25 points on 10-of-13 shooting to lead Syracuse to a win in Raleigh.

**FRESHMAN MAKING AN IMPRESSION**

- » Who was the first player to commit to Will Wade at NC State? The answer to that trivia question will always be Matt Able who made a verbal commitment to join the Pack on April 5, 13 days after Wade was announced as head coach of the NC State program.
- » In addition to always having the label as Wade's first NC State recruit, Able also is noteworthy as he is the highest ranked freshman recruit to sign with NC State since Dennis Smith, Jr., signed with the Pack in the fall of 2015. A consensus top-30 recruit in the Class of 2025, Able averaged 20.4 points, 5.9 rebounds, 3.7 steals and 2.9 assists per game last season as a senior at Sagemont Prep in Florida and led the Lions to the Florida High School Athletic Association 1A state championship.
- » This summer, Able has been a standout player on the camp circuit, playing at many NBA players prospect camps. He starred at the Donovan Mitchell, CP3 (Chris Paul) and Jayson Tatum Camps and was named MVP at the Formula Zero Camp hosted by Damian Lillard.

## NC STATE IN ACC RANKINGS (Through Jan. 17 Games)

### Individual

#### Scoring

20. Darrion Williams 14.2

#### Rebounding

16. Ven-Allen Lubin 6.7

#### Offensive Rebounding

13. Ven-Allen Lubin 2.7

#### Assists

5. Quadir Copeland 6.1

15. Darrion Williams 3.4

#### Assist-Turnover Ratio

9. Darrion Williams 2.4

13. Quadir Copeland 2.2

#### Field Goal Percentage

1. Ven-Allen Lubin 66.4

#### Free Throw Percentage

14. Paul McNeil, Jr. 80.6

#### Three-Point FG Percentage

2. Paul McNeil, Jr. 41.0

#### Three-Point FG Made

2. Paul McNeil, Jr. 3.1

14. Darrion Williams 2.1

#### Steals

10. Quadir Copeland 1.7

### Team

Category	Rank	Stat
Scoring Offense	4th	85.8
Scoring Defense	12th	71.6
Scoring Margin	5th	+14.2
Free Throw %	5th	75.1
Field Goal %	5th	47.8
Field Goal % Defense	13th	42.9
3-Point FG Made/Game	2nd	11.1
3-Point FG %	1st	39.8
3-Point FG % Defense	13th	33.3
Offensive Rebounds/Game	17th	10.1
Rebounding Margin	10th	+2.7
Defensive Rebound %	3rd	74.1
Offensive Rebound %	17th	29.2
Blocked Shots	13th	3.3
Assists	7th	16.9
Steals	2nd	8.8
Turnovers	3rd	9.9
Forcing Turnovers	3rd	14.4
Turnover Margin	1st	+4.4
Assist/Turnover Ratio	1st	1.70

## PACK'S PORTAL CLASS RANKED AS ONE OF BEST

- » NC State's nine-man transfer portal class is ranked as one of the best in college basketball.
- » The Pack's class is ranked as the second best portal class in the ACC and 14th best in college basketball by 247Sports. 247Sports ranks Darrion Williams as the best portal pickup by an ACC team and the fifth-best overall transfer in the sport.
- » On3 sports also ranks Williams as the best portal pickup by an ACC team and the sixth-best overall transfer in CBB. On3 also ranks Ven-Allen Lubin (42nd), Tre Holloman (68th) and Terrance Arceneaux (80th) in the top-100 of college basketball transfer portal players ahead of the 2025-26 season.
- » NC State's four players ranked in the top-100 of the On3 transfer portal rankings are the most of any ACC team. Louisville is next with three players while no other ACC team had more than one transfer ranked in the top-100

## DARRION WILLIAMS STARTING STREAK AT 109 GAMES

- » Darrion Williams enters the 2025-26 season having started his last 97 games. He did not start the first three games of his collegiate career as a freshman at Nevada, but moved into the starting lineup for his fourth game and he's started every game since.
- » Williams' 109 game start streak is far and away the most of any of his teammates on this year's team. Quadir Copeland who started the last nine games of McNeese's season last year has the second-longest streak currently at 15. Ven-Allen Lubin started 16 of UNC's last 17 games last season, but did not start UNC's senior night game against Duke so his starting streak is just 13 games currently.
- » While NC State has plenty of game experience on its roster (733 combined DI games played entering the 2025-26 season), the Pack lacks a ton of starting experience. Williams accounts for almost 40% of the team's total career starts (97 of 249) on the roster. Ven-Allen Lubin (53 starts in 91 career games) is the only other player on the Pack's roster to start over half of their collegiate games.

## LET Q BE Q

- » Let's get this out of the way first - Quadir Copeland is loud ... very loud. Head Coach Will Wade was answering a question in a summer press conference about Quadir and what he brings to the team and in the middle of his answer he stopped and sort of tilted his head and said with a smile, "Q is talking ... a lot" But that is also a good thing, Wade and his staff want Copeland - who is one of just two players on the roster that has played for Wade before - to be a leader on this year's team.
- » Copeland averaged 9.2 points, 3.3 rebounds and 4.5 assists in 21.9 minutes a game for McNeese last season. He only started one of the first 11 games of the season, but then started all but one game the rest of the season on his way to Second-Team All-Southland Conference honors. A stat-sheet stuffer, Copeland had 16 points, 7 rebounds and five assists in the Cowboys first round win over Clemson in the NCAA Tournament.
- » Copeland on himself - "Yeah, I'm definitely a yapper, I definitely talk, I definitely chat, but it allows me to be me. It allows me to be Q. I feel like I wouldn't be that leader if I didn't talk. I've got to be able to talk. I've got to be talking all the time. I've got to be building confidence in players. I've got to be checking to make sure everybody's good. I do it with the coaches too. I make sure they're good because at the end of the day, they've got to come in here and coach us. Everybody can have a bad day. We're all human. I just make sure I try to be the light in the room every day."
- » Copeland on his relationship with Wade - "He never judges me. I'm loud as hell sometimes. He never says nothing, never judges me. He might give me a shut up here and there, but it's really rare. He lets me be Q and that's the best part of everything. I'm comfortable here. I think my whole team is comfortable and everybody lets me be myself. I can smile, I can be the loudest, goofy all the time. But they know when I say it, flip that switch."

## WADE: "THIS IS NOT A REBUILD"

- » With NC State returning just 4.7% of its scoring, 3.3% of its rebounding and 4.8% of its assists from last season, it would be easy to classify this season as a rebuild, but that's not how Will Wade sees it. Below is a quote from his introductory press conference on March 25, 2025.
- » "I want to be very clear. This is not a rebuild. We're going to be in the top part of the ACC next year and we're going to the NCAA Tournament. This is not something that is going to take a whole lot of time."

## WADE'S STAFF HAS CLOSE TIES TO HIM

- » If you talk to Will Wade's staff one word you'll hear come up with all of them when describing the head coach of the Pack's program is "loyalty" He's loyal to them and they are loyal to him. If you look closely at his staff, you'll see a lot of them have gotten their start in college basketball or been with him from the beginning.
- » Assistant Coach Vernon Hamilton was on the Clemson basketball team while Wade was a student manager and graduate assistant. Hamilton was later on Wade's staffs at LSU and McNeese.
- » Fellow assistant coach Brandon Chambers was a student manager with the VCU while Wade was an assistant coach there and then joined Wade's staffs at McNeese and LSU.
- » On the Pack's support staff, Director of Operations Nick Flory and Video Coordinator Brady Jones were both student managers for Wade at LSU and then worked on his staff at McNeese. Special Assistant to the Head Coach Reed Vial was a walk-on basketball player at LSU for Wade and then worked with Wade at McNeese. Director of Pack Performance Greg Goldin was a strength & conditioning grad assistant at VCU in 2012-13 with Wade and then was on his staffs at Chattanooga, VCU and LSU.

## PACK BONDED WITH US NAVY SEAL TRAINING IN SEPTEMBER

- » With the first official practice of the season looming on Monday, Sept. 22, Will Wade and his staff took the program's 15 players to Camp Oak Hill, located an hour north of Raleigh near Oxford, N.C. for a weekend retreat that included many different US Navy Seal training sessions.
- » The two night event started with the team discussing its goals and identity for the coming season and included having speakers coming into speak with the team. The team also participated in US Navy Seal training, including a 'hostage' activity that forced different groups to work together to free the hostage.
- » Coach Wade believes in "leading from the front" and he and his staff joined the players in many of the US Navy Seal drills.

### MOST BENCH POINTS UNDER WILL WADE

Game	Points
1. North Carolina Central (11/3/25)	39
2. Texas Southern (12/17/25)	36
3. Florida State (1/10/26)	35
Liberty (12/10/25)	35
4. UNCG (11/12/25)	32

### MOST FAST BREAK POINTS UNDER WILL WADE

Game	Points
1. North Carolina Central (11/3/25)	27
2. Texas Southern (12/17/25)	24
UNCG (11/12/25)	24
4. VCU (11/17/25)	22
5. Boise State (11/25/25)	20

### MOST POINTS OFF TURNOVERS UNDER WILL WADE

Game	Points
1. North Carolina Central (11/3/25)	26
2. Boise State (11/25/25)	24
3. Florida State (1/10/26)	23
4. Auburn (12/3/25)	22
UNCG (11/12/25)	22

### SHARING IS CARING

- » There are only 11 players in the 18-team ACC that entered the 2025-26 season with over 250 career assists and the Pack had three of them on their roster. NC State was the only team in the ACC that had three different players enter the season with over 200 career assists.
- » Darrion Williams entered this season with 295 career assists, the eighth most amongst ACC players, while Quadir Copeland had 255 assists (10th most) and Tre Holloman had 250 career assists (11th most).

### NEW TO THE PACK BUT NOT TO COLLEGE BASKETBALL

- » With 13 new faces for the Pack, you could come to the conclusion that NC State would have an inexperienced ball club this season, but you would be wrong. Of NC State's 15 players on the roster, seven will be playing their final season of eligibility this season.
- » Overall, NC State added nine players through the transfer portal this offseason. Those nine players combine to have played 733 college basketball games entering this season with a combined 249 starts between them.

### PACK TESTING ITSELF IN NON-CONFERENCE

- » NC State will face one of its toughest non-conference schedules in recent history in the 2025-26 season.
- » The Pack is guaranteed to play at least five games in the non-conference against teams that made the NCAA Tournament last season, including two (Auburn and Ole Miss) that advanced to the Sweet 16.
- » Overall, everybody on the Pack's non-conference slate is preseason picked to finish in the top half of their conference.
- » Liberty (Conference USA) and VCU (Atlantic 10) will both visit Raleigh this season and both are the preseason favorite to win their conference. UNC Asheville will also come to the Lenovo Center this season and they were selected second in the preseason Big South poll.
- » NC State will play two teams (Kansas - 19th and Auburn - 20th) that are in the preseason Associated Press top-25.

### CHUCKY BROWN JOINS PACK RADIO AS ANALYST

- » Former Pack great Chucky Brown will serve as color analyst for all men's basketball games on the Wolfpack Sports Network.
- » Brown was a four-year letterman at NC State who played in 128 career games from 1985-89. In his four years with the Wolfpack, NC State went to the NCAA Tournament all four seasons and won the 1987 ACC Tournament Championship as well as finishing first in the 1989 ACC regular season. Brown scored 1,357 career points, a total that still ranks 25th in school history, and shot 55.7 percent from the field in his NC State career, a mark that is fourth all-time in the program record book.

### REPLACE THE LEADING SCORER? NOTHING NEW FOR THE PACK

- » NC State lost its leading scorer from the previous season as Marcus Hill and his team-high 11.5 points per game transferred to Texas & M. The loss of the previous season's leading scorer is nothing new for NC State though. As a program, NC State has not had a player repeat as scoring leader since C.J. Leslie led the team in scoring in the 2011-12 and 2012-13 seasons.

Associated Press Top-25				USA Today Coaches Poll Top-25				NC State in the Polls		
RK	Team	Record	Pts.	RK	Team	Record	Pts.	AP	USA Today	
1.	Arizona (61)	18-0	1525	1.	Arizona (31)	18-0	775	Preseason	RV	RV
2.	UConn	18-1	1419	2.	Michigan	16-1	710	Week 2 (11/10)	RV	RV
3.	Michigan	16-1	1377	3.	UConn	18-1	693	Week 3 (11/17)	25	RV
4.	Purdue	17-1	1318	4.	Purdue	17-1	665	Week 4 (11/24)	23	22
5.	Duke	17-1	1296	5.	Duke	17-1	653	Week 5 (12/1)	RV	RV
6.	Houston	17-1	1217	6.	Houston	17-1	629	Week 6 (12/8)	-	-
7.	Nebraska	18-0	1207	7.	Nebraska	18-0	598	Week 7 (12/15)	-	RV
8.	Gonzaga	19-1	1103	8.	Gonzaga	19-1	581	Week 8 (12/22)	RV	-
9.	Iowa State	16-2	1001	9.	Iowa State	16-2	497	Week 9 (12/29)	RV	-
10.	Michigan State	16-2	998	10.	Michigan State	16-2	489	Week 10 (1/5)	-	-
11.	Illinois	15-3	893	11.	Illinois	15-3	447	Week 11 (1/12)	RV	-
12.	Texas Tech	14-4	805	12.	Texas Tech	14-4	418	Week 12 (1/19)	RV	-
13.	BYU	16-2	791	13.	BYU	16-2	412			
14.	Virginia	16-2	713	14.	Vanderbilt	16-2	352			
15.	Vanderbilt	16-2	656	15.	Virginia	16-2	350			
16.	Florida	13-5	651	16.	Florida	13-5	284			
17.	Alabama	13-5	557	17.	Alabama	13-5	275			
18.	Clemson	16-3	449	18.	Clemson	16-3	262			
19.	Kansas	13-5	305	19.	Kansas	13-5	181			
20.	Arkansas	13-5	298	20.	Arkansas	13-5	173			
21.	Georgia	15-3	263	21.	Louisville	13-5	117			
22.	North Carolina	14-4	220	22.	Georgia	15-3	110			
23.	Louisville	13-5	195	23.	Saint Louis	17-1	100			
24.	Saint Louis	17-1	187	24.	North Carolina	14-4	90			
25.	Miami (Ohio)	19-0	99	25.	St. John's	13-5	54			

**NC State's Record When...**

At Home .....	8-3
On the Road .....	2-1
Neutral .....	2-2
OT Game .....	
Day Game.....	5-5
Night Game (after 6 p.m.) .....	7-1
Lead at Halftime .....	12-1
Trail at Halftime .....	0-4
Tied at Halftime .....	0-1
Scores 100+ Points .....	4-0
Scores 90+ Points.....	5-1
Scores 80+ Points.....	8-1
Scores 70+ Points.....	12-5
Scores 60+ Points .....	12-6
Scores less than 60 Points .....	
Opponent scores 100+ Points .....	0-1
Opponent scores 90+ Points.....	0-1
Opponent scores 80+ Points.....	0-3
Opponent scores 70+ Points.....	5-6
Opponent scores 60+ Points.....	10-6
Opponent scores less than 60 Points .....	2-0
Games decided by 1 point .....	0-1
Games decided by 5 points or less .....	0-3
Games decided by 6-9 points .....	2-0
Games decided by 10-19 points .....	4-3
Games decided by more than 20 points.....	6-0
Leads with 5 minutes to play .....	12-0
Trails with 5 minutes to play .....	0-6
Tied with 5 minutes to play .....	
Shoots 50% or better .....	8-1
Shoots between 40-49% .....	4-2
Shoots under 40% .....	0-3
Opponent shoots 50% or better .....	1-5
Opponent shoots between 40-49% .....	4-1
Opponent shoots under 40% .....	7-0
Shoots 30% or better from 3-point.....	10-5
Shoots under 30% from 3-point .....	2-1
Opponent shoots 30% or better from 3-point.....	5-6
Opponent shoots under 30% from 3-point .....	7-0
Shoots 70%+ from the FT line .....	9-5
Shoots between 60-69% from the FT line .....	1-1
Shoots under 60% from the FT line.....	2-0
Opponent shoots 70%+ from the FT line .....	3-4
Opponent shoots between 60-69% from the FT line.....	7-1
Opponent shoots under 60% from the FT line.....	2-1
Commits 15 or more turnovers .....	3-0
Commits fewer than 15 turnovers.....	9-6
Forces 15+ turnovers .....	7-3
Forces fewer than 15 turnovers.....	5-3
Has fewer or same number of turnovers.....	10-6
Outrebounds opponent .....	10-0
Outrebounded by opponent .....	2-6
Ties opponents in rebounding .....	
November .....	5-2
December .....	5-2
January .....	2-2
February .....	
March .....	
Monday .....	2-1
Tuesday .....	2-0
Wednesday .....	4-2
Thursday .....	
Friday.....	1-0
Saturday .....	2-3
Sunday.....	1-0

Opponent	Starting Lineups						Result
<b>NC Central</b>	Holloman	McNeil, Jr.	Copeland	Williams	Lubin		W, 114-66
<b>UAB</b>	Holloman	McNeil, Jr.	Copeland	Williams	Lubin		W, 94-70
<b>UNCG</b>	Holloman	McNeil, Jr.	Copeland	Williams	Lubin		W, 110-64
<b>VCU</b>	Holloman	McNeil, Jr.	Copeland	Williams	Lubin		W, 85-79
<b>vs. Seton Hall</b>	Holloman	McNeil, Jr.	Copeland	Williams	Lubin		L, 74-85
<b>vs. Boise State</b>	Holloman	McNeil, Jr.	Copeland	Williams	Lubin		W, 81-70
<b>vs. Texas</b>	Holloman	McNeil, Jr.	Copeland	Williams	Lubin		L, 97-102
<b>at Auburn</b>	Holloman	McNeil, Jr.	Copeland	Williams	Lubin		L, 73-83
<b>UNC Asheville</b>	Holloman	Ebube	Copeland	Williams	Lubin		W, 75-63
<b>Liberty</b>	Holloman	McNeil, Jr.	Copeland	Williams	Lubin		W, 85-45
<b>Kansas</b>	Holloman	McNeil, Jr.	Copeland	Williams	Lubin		L, 76-77 (ot)
<b>Texas Southern</b>	Breed	McNeil, Jr.	Copeland	Sagnia	Lubin		W, 108-72
<b>vs. Ole Miss</b>	Breed	McNeil, Jr.	Copeland	Williams	Lubin		W, 76-62
<b>Wake Forest</b>	Breed	McNeil, Jr.	Copeland	Williams	Lubin		W, 70-57
<b>Virginia</b>	Breed	McNeil, Jr.	Copeland	Williams	Lubin		L, 62-76
<b>at Boston College</b>	Breed	McNeil, Jr.	Copeland	Williams	Lubin		W, 79-71
<b>at Florida State</b>	Breed	McNeil, Jr.	Copeland	Williams	Lubin		W, 113-69
<b>Georgia Tech</b>	Breed	McNeil, Jr.	Copeland	Williams	Lubin		L, 74-78

**Starting Lineups****W-L**

6-4	Copeland, Holloman, Lubin, McNeil, Jr., Williams
4-2	Breed, Copeland, Lubin, McNeil, Jr., Williams
1-0	Breed, Copeland, Lubin, McNeil, Jr., Sagnia
1-0	Copeland, Ebube, Holloman, Lubin, Williams

**Margin of Victory/Defeat**

	1	2	3	4	5	6	7	8	9	10	11-15	16-19	20-24	25+
Wins	-	-	-	-	-	1	-	1	-	-	4	-	1	5
Losses	1	-	-	1	1	-	-	-	-	1	2	-	-	-

**Most First Half Points**

NC State	56	at Florida State (1/10/26)
Opponents	47	Texas (11/26/25)

**Fewest First Half Points**

NC State	20	vs. Virginia (1/3/26)
Opponents	19	Liberty (12/10/25)

**Largest Halftime Lead**

NC State	28	vs. NC Central (11/3/25)
Opponents	20	Virginia (1/3/26)

**How Scored First Points**

Three-Pointer	7
Jump Shot	4
Lay-up	3
Dunk	2
Free Throw	2

**Most Second Half Points**

NC State	63	vs. UNCG (11/12/25)
Opponents	55	Texas (11/26/25)

**Fewest Second Half Points**

NC State	31	vs. Ole Miss (12/21/25)
Opponents	25	Wake Forest (12/31/25)

**Largest Margin of Victory**

NC State	48	vs. NC Central (11/3/25)
Opponents	15	Virginia (1/3/26)

**Scored First Point**

Darrion Williams	5
Quadir Copeland	4
Ven-Allen Lubin	4
Paul McNeil, Jr.	3
Alyn Breed	2



## INDIVIDUAL POINTS-REBOUNDS-ASSISTS

	Matt Able	Terrance Arceneaux	Alyn Breed	Quadir Copeland	Jerry Deng	Scottie Ebube	Tre Holloman	Jayme Kontuniemi	Colt Langdon	Ven-Allen Lubin	Paul McNeil, Jr.	Musa Sagnia	Jordan Snell	Zymicah Wilkins	Darrion Williams
NC Central	14-7-4	0-2-2	2-0-2	15-2-3	12-5-2	4-4-0	15-1-2	DNP	0-1-0	10-5-1	16-4-0	4-4-3	3-0-0	DNP	19-4-8
UAB	7-6-2	3-2-0	DNP	18-1-5	6-2-0	0-1-0	14-2-5	DNP	2-0-0	8-3-0	18-4-3	4-10-0	0-0-0	DNP	14-4-4
UNCG	10-2-1	DNP	4-4-4	13-3-6	9-4-0	3-0-0	0-0-0	DNP	0-0-0	6-5-2	27-5-2	6-7-0	0-0-0	DNP	32-10-2
VCU	12-3-1	DNP	0-0-0	7-5-4	0-0-0	DNP	25-4-1	DNP	DNP	11-9-0	0-9-3	2-6-0	DNP	DNP	28-7-2
vs. Seton Hall	15-2-1	0-0-0	0-1-0	6-1-6	3-0-0	DNP	11-1-2	DNP	DNP	16-9-1	9-3-1	2-3-1	DNP	DNP	12-6-2
vs. Boise State	9-3-2	11-4-2	5-2-2	8-3-3	DNP	DNP	8-4-4	DNP	DNP	11-12-0	10-2-0	3-0-1	DNP	DNP	16-3-1
vs. Texas	0-2-0	4-1-0	7-1-0	28-4-6	DNP	DNP	5-1-2	DNP	DNP	23-9-3	20-3-0	0-0-0	DNP	DNP	10-4-3
at Auburn	5-3-1	0-3-1	0-0-0	22-1-3	DNP	0-0-0	16-3-4	DNP	DNP	12-2-0	7-4-2	0-1-0	DNP	DNP	11-2-3
UNC Asheville	13-4-1	1-1-0	2-3-2	13-1-8	2-1-0	0-2-0	8-1-3	DNP	DNP	23-12-1	3-5-0	2-2-0	DNP	DNP	8-3-6
Liberty	13-4-1	8-3-0	6-2-3	11-7-7	3-2-1	0-2-0	11-0-2	DNP	0-0-0	13-6-0	6-2-0	2-2-0	3-1-0	DNP	9-8-3
Kansas	3-2-0	0-1-0	6-4-0	19-8-6	DNP	DNP	11-2-4	DNP	DNP	16-11-2	4-2-0	0-0-0	DNP	DNP	17-10-4
Texas Southern	6-3-1	2-4-0	9-6-4	6-4-9	14-3-0	5-3-0	9-4-3	DNP	0-0-0	7-4-3	47-10-0	2-4-0	0-0-1	DNP	DNP
vs. Ole Miss	0-0-0	DNP	6-6-3	16-7-9	DNP	0-0-0	16-0-1	DNP	DNP	15-2-1	19-6-2	3-7-1	DNP	DNP	1-4-3
Wake Forest	9-2-0	DNP	4-4-0	14-2-8	DNP	0-0-0	4-1-2	DNP	DNP	12-11-2	13-2-0	6-8-0	DNP	DNP	8-6-4
Virginia	5-1-0	2-2-0	12-0-0	15-2-4	DNP	DNP	0-0-1	DNP	DNP	7-5-0	13-4-1	0-1-0	DNP	DNP	7-5-1
at Boston College	11-6-2	12-2-0	5-1-0	8-3-10	DNP	4-0-0	DNP	DNP	DNP	7-3-1	6-2-3	4-4-0	DNP	DNP	22-4-2
at Florida State	15-5-2	13-5-2	8-1-1	10-1-6	DNP	DNP	DNP	DNP	0-0-0	19-5-0	21-6-1	7-3-2	0-0-1	DNP	20-10-5
Georgia Tech	5-3-1	3-6-1	7-1-2	16-6-6	DNP	DNP	6-1-1	DNP	DNP	12-7-2	12-3-0	6-1-0	DNP	DNP	7-4-5

## Points Leader\*

Season	Career
Quadir Copeland	7
Paul McNeil, Jr.	4
Darrion Williams	5
Ven-Allen Lubin	3
Matt Able	1

## Rebounds Leader\*

Season	Career
Ven-Allen Lubin	9
Darrion Williams	4
Paul McNeil, Jr.	3
Matt Able	2
Musa Sagnia	2
Quadir Copeland	1

## Assists Leader\*

Season	Career
Quadir Copeland	15
Tre Holloman	3
Paul McNeil, Jr.	2
Darrion Williams	1

## Steals Leader\*

Season	Career
Quadir Copeland	7
Matt Able	4
Paul McNeil, Jr.	2
Darrion Williams	4
Ven-Allen Lubin	3
Terrance Arceneaux	2
Musa Sagnia	2
Alyn Breed	1
Jerry Deng	1

## Blocks Leader\*

Season	Career
Musa Sagnia	6
Ven-Allen Lubin	5
Matt Able	4
Terrance Arceneaux	4
Scottie Ebube	3
Paul McNeil, Jr.	3
Darrion Williams	3
Tre Holloman	2
Alyn Breed	1

-includes ties/NC State only

## 10+ Points

Season	Career
Darrion Williams	11
Ven-Allen Lubin	13
Quadir Copeland	13
Tre Holloman	8
Jerry Deng	2
Terrance Arceneaux	3
Paul McNeil, Jr.	11
Alyn Breed	1
Scottie Ebube	0
Matt Able	8

## 20+ Points

Season	Career
Darrion Williams	4
Quadir Copeland	2
Ven-Allen Lubin	2
Paul McNeil, Jr.	4
Jerry Deng	0
Tre Holloman	1
Scottie Ebube	0

## 30+ Points

Season	Career
Darrion Williams	1
Jerry Deng	0
Paul McNeil, Jr.	1

## 10+ Rebounds

Season	Career
Darrion Williams	3
Ven-Allen Lubin	4
Terrance Arceneaux	0
Alyn Breed	0
Quadir Copeland	0
Jerry Deng	0
Paul McNeil, Jr.	1
Musa Sagnia	1

## 20+ Rebounds

Season	Career
Quadir Copeland	1
Tre Holloman	0
Darrion Williams	0

## Double-Doubles

Season	Career
Ven-Allen Lubin	4
Darrion Williams	3
Quadir Copeland	0
Alyn Breed	0
Paul McNeil, Jr.	1

## Triple-Doubles

Season	Career
--------	--------

## Free Throws in Final 4 Minutes of 2nd Half (&amp; OT)

Season	Career
Alyn Breed	5-5
Colt Langdon	2-2
Musa Sagnia	2-2
Paul McNeil, Jr.	14-15
Tre Holloman	7-8
Matt Able	2-3
Ven-Allen Lubin	2-3
Quadir Copeland	11-18
Scottie Ebube	1-5
Darrion Williams	0-1



## NC STATE GAME-BY-GAME LEADERS

OPPONENT	RESULT	POINTS	REBOUNDS	ASSISTS	STEALS	BLOCKS
NC Central	W, 114-66	Darrion Williams - 19	Matt Able - 7	Darrion Williams - 8	Musa Sagnia - 4	Scottie Ebube - 1
UAB	W, 94-70	Quadir Copeland - 18 Paul McNeil, Jr. - 18	Musa Sagnia - 10	Quadir Copeland - 5 Tre Holloman - 5	Terrance Arceneaux - 1 Quadir Copeland - 1 Jerry Deng - 1 Ven-Allen Lubin - 1 Paul McNeil, Jr. - 1 Musa Sagnia - 1 Darrion Williams - 1	Matt Able - 1 Terrance Arceneaux - 1 Musa Sagnia - 1
UNCG	W, 110-64	Darrion Williams - 32	Darrion Williams - 10	Quadir Copeland - 6	Darrion Williams - 4	Scottie Ebube - 2
VCU	W, 85-79	Darrion Williams - 28	Ven-Allen Lubin - 9 Paul McNeil, Jr. - 9	Quadir Copeland - 4	Quadir Copeland - 2	Ven-Allen Lubin - 1 Paul McNeil, Jr. - 1 Musa Sagnia - 1
vs. Seton Hall	L, 74-85	Ven-Allen Lubin - 16	Ven-Allen Lubin - 9	Quadir Copeland - 6	Matt Able - 2	Matt Able - 1 Tre Holloman - 1
vs. Boise State	W, 81-70	Darrion Williams - 16	Ven-Allen Lubin - 12	Tre Holloman - 4	Matt Able - 5	Terrance Arceneaux - 2 Musa Sagnia - 2
vs. Texas	L, 97-102	Quadir Copeland - 28	Ven-Allen Lubin - 9	Quadir Copeland - 6	Paul McNeil, Jr. - 2	Matt Able - 1
at Auburn	L, 73-83	Quadir Copeland - 22	Paul McNeil, Jr. - 4	Tre Holloman - 4	Matt Able - 3 Quadir Copeland - 3	Terrance Arceneaux - 1 Musa Sagnia - 1
UNC Asheville	W, 75-63	Ven-Allen Lubin - 23	Ven-Allen Lubin - 12	Quadir Copeland - 8	Quadir Copeland - 3	Matt Able - 2
Liberty	W, 85-45	Matt Able - 13 Ven-Allen Lubin - 13	Darrion Williams - 8	Quadir Copeland - 7	Ven-Allen Lubin - 2	Alyn Breed - 1 Musa Sagnia - 1 Darrion Williams - 1
Kansas	L, 76-77 (ot)	Quadir Copeland - 19	Ven-Allen Lubin - 11	Quadir Copeland - 6	Quadir Copeland - 2	Ven-Allen Lubin - 2
Texas Southern	W, 108-72	Paul McNeil, Jr. - 47	Paul McNeil, Jr. - 10	Quadir Copeland - 9	Matt Able - 3	Scottie Ebube - 3
vs. Ole Miss	W, 76-62	Paul McNeil, Jr. - 19	Quadir Copeland - 7 Musa Sagnia - 7	Quadir Copeland - 9	Alyn Breed - 2 Ven-Allen Lubin - 2	Musa Sagnia - 1
Wake Forest	W, 70-57	Quadir Copeland - 14	Ven-Allen Lubin - 11	Quadir Copeland - 8	Quadir Copeland - 3	Tre Holloman - 1 Paul McNeil, Jr. - 1 Darrion Williams - 1
Virginia	L, 61-76	Quadir Copeland - 15	Ven-Allen Lubin - 5 Darrion Williams - 5	Quadir Copeland - 4	Darrion Williams - 4	Paul McNeil, Jr. - 1
at Boston College	W, 79-71	Darrion Williams - 22	Matt Able - 6	Quadir Copeland - 10	Quadir Copeland - 3	Terrance Arceneaux - 1 Ven-Allen Lubin - 1 Darrion Williams - 1
at Florida State	W, 113-69	Paul McNeil, Jr. - 21	Darrion Williams - 10	Quadir Copeland - 6	Terrance Arceneaux - 4	Ven-Allen Lubin - 4
Georgia Tech	L, 74-78	Quadir Copeland - 16	Ven-Allen Lubin - 7	Quadir Copeland - 6	Darrion Williams - 4	Ven-Allen Lubin - 3

## TEAM GAME-BY-GAME STATS

	DATE	RESULT	FG-A	PCT.	3FG-A	PCT.	FT-A	PCT.	REBOUNDS O-D-TOTAL	PF	PTS.	A	TO	BLK	ST	MIN.	PTS. AT HALF
NC Central			21-48	.438	5-18	.278	18-28	.643	7-17-24	19	65	9	18	2	8	200	26
<b>at NC State</b>	<b>Nov. 3</b>	<b>W, 114-66</b>	<b>37-64</b>	<b>.578</b>	<b>19-40</b>	<b>.475</b>	<b>21-30</b>	<b>.700</b>	<b>14-26-40</b>	<b>22</b>	<b>114</b>	<b>27</b>	<b>9</b>	<b>1</b>	<b>13</b>	<b>200</b>	<b>54</b>
UAB			29-71	.408	4-25	.160	8-14	.571	17-18-35	17	70	14	14	2	11	200	33
<b>at NC State</b>	<b>Nov. 7</b>	<b>W, 94-70</b>	<b>33-61</b>	<b>.541</b>	<b>10-30</b>	<b>.333</b>	<b>18-22</b>	<b>.818</b>	<b>11-27-38</b>	<b>14</b>	<b>94</b>	<b>19</b>	<b>14</b>	<b>3</b>	<b>7</b>	<b>200</b>	<b>41</b>
UNCG			15-47	.319	8-26	.308	26-41	.634	8-25-33	19	64	7	16	1	1	200	37
<b>at NC State</b>	<b>Nov. 12</b>	<b>W, 110-64</b>	<b>38-68</b>	<b>.559</b>	<b>16-32</b>	<b>.500</b>	<b>18-23</b>	<b>.783</b>	<b>9-34-43</b>	<b>25</b>	<b>110</b>	<b>17</b>	<b>4</b>	<b>4</b>	<b>9</b>	<b>200</b>	<b>47</b>
VCU			27-66	.409	13-42	.310	12-18	.667	12-19-31	21	79	17	12	3	11	200	35
<b>at NC State</b>	<b>Nov. 17</b>	<b>W, 85-79</b>	<b>25-54</b>	<b>.463</b>	<b>8-21</b>	<b>.381</b>	<b>27-33</b>	<b>.818</b>	<b>14-31-45</b>	<b>13</b>	<b>85</b>	<b>11</b>	<b>17</b>	<b>3</b>	<b>5</b>	<b>200</b>	<b>39</b>
Seton Hall			29-56	.518	7-22	.318	20-24	.833	7-30-37	19	85	13	14	9	11	200	35
<b>vs. NC State</b>	<b>Nov. 24</b>	<b>L, 74-85</b>	<b>25-59</b>	<b>.424</b>	<b>8-24</b>	<b>.333</b>	<b>16-22</b>	<b>.727</b>	<b>9-21-30</b>	<b>20</b>	<b>74</b>	<b>14</b>	<b>13</b>	<b>2</b>	<b>5</b>	<b>200</b>	<b>33</b>
Boise State			19-56	.339	11-33	.333	21-32	.656	14-24-38	18	70	11	15	2	2	200	28
<b>vs. NC State</b>	<b>Nov. 25</b>	<b>W, 81-70</b>	<b>27-54</b>	<b>.500</b>	<b>9-21</b>	<b>.429</b>	<b>18-23</b>	<b>.783</b>	<b>7-29-36</b>	<b>26</b>	<b>81</b>	<b>15</b>	<b>10</b>	<b>7</b>	<b>13</b>	<b>200</b>	<b>34</b>
Texas			29-52	.558	16-32	.500	28-33	.848	6-25-31	21	102	18	7	2	4	200	47
<b>vs. NC State</b>	<b>Nov. 26</b>	<b>L, 97-102</b>	<b>34-64</b>	<b>.531</b>	<b>9-19</b>	<b>.474</b>	<b>20-28</b>	<b>.714</b>	<b>8-20-28</b>	<b>27</b>	<b>97</b>	<b>14</b>	<b>6</b>	<b>1</b>	<b>3</b>	<b>200</b>	<b>37</b>
at Auburn			26-44	.591	12-22	.545	19-22	.864	5-30-35	10	83	10	20	9	3	200	41
<b>NC State</b>	<b>Dec. 3</b>	<b>L, 73-83</b>	<b>26-64</b>	<b>.406</b>	<b>10-30</b>	<b>.333</b>	<b>11-13</b>	<b>.846</b>	<b>8-14-22</b>	<b>19</b>	<b>73</b>	<b>14</b>	<b>9</b>	<b>2</b>	<b>14</b>	<b>200</b>	<b>35</b>
UNC Asheville			20-54	.370	10-24	.417	13-17	.765	9-23-32	16	63	13	14	1	8	200	33
<b>at NC State</b>	<b>Dec. 6</b>	<b>W, 75-63</b>	<b>28-58</b>	<b>.483</b>	<b>7-24</b>	<b>.292</b>	<b>12-15</b>	<b>.800</b>	<b>9-29-38</b>	<b>17</b>	<b>75</b>	<b>21</b>	<b>12</b>	<b>4</b>	<b>5</b>	<b>200</b>	<b>35</b>
Liberty			18-51	.353	6-28	.214	3-10	.300	6-25-31	17	45	14	17	3	3	200	19
<b>at NC State</b>	<b>Dec. 10</b>	<b>W, 85-45</b>	<b>31-60</b>	<b>.517</b>	<b>10-24</b>	<b>.417</b>	<b>13-19</b>	<b>.684</b>	<b>9-33-42</b>	<b>18</b>	<b>85</b>	<b>17</b>	<b>8</b>	<b>3</b>	<b>9</b>	<b>200</b>	<b>45</b>
Kansas			30-70	.429	11-30	.367	6-10	.600	10-36-46	12	77	17	8	3	4	225	30
<b>at NC State</b>	<b>Dec. 13</b>	<b>L, 76-77*</b>	<b>28-74</b>	<b>.378</b>	<b>9-34</b>	<b>.265</b>	<b>11-15</b>	<b>.733</b>	<b>11-33-44</b>	<b>14</b>	<b>76</b>	<b>16</b>	<b>7</b>	<b>2</b>	<b>7</b>	<b>225</b>	<b>30</b>
Texas Southern			26-65	.400	5-24	.208	15-20	.750	15-18-33	19	72	14	13	3	4	200	28
<b>at NC State</b>	<b>Dec. 17</b>	<b>W, 108-72</b>	<b>34-67</b>	<b>.507</b>	<b>17-40</b>	<b>.425</b>	<b>23-27</b>	<b>.852</b>	<b>17-28-45</b>	<b>20</b>	<b>108</b>	<b>21</b>	<b>7</b>	<b>7</b>	<b>8</b>	<b>200</b>	<b>51</b>
Ole Miss			21-53	.396	8-30	.267	12-18	.667	7-23-30	19	62	9	15	0	8	200	26
<b>vs. NC State</b>	<b>Dec. 21</b>	<b>W, 76-62</b>	<b>28-55</b>	<b>.509</b>	<b>13-32</b>	<b>.406</b>	<b>7-13</b>	<b>.538</b>	<b>7-29-36</b>	<b>21</b>	<b>76</b>	<b>20</b>	<b>16</b>	<b>1</b>	<b>7</b>	<b>200</b>	<b>45</b>
Wake Forest			20-59	.339	8-31	.258	9-13	.692	10-25-35	19	57	13	16	4	9	200	32
<b>at NC State</b>	<b>Dec. 31</b>	<b>W, 70-57</b>	<b>25-59</b>	<b>.424</b>	<b>6-21</b>	<b>.286</b>	<b>14-17</b>	<b>.824</b>	<b>10-30-40</b>	<b>17</b>	<b>70</b>	<b>16</b>	<b>15</b>	<b>3</b>	<b>10</b>	<b>200</b>	<b>36</b>
Virginia			26-52	.500	13-33	.394	11-15	.733	9-27-36	19	76	14	14	3	3	200	40
<b>at NC State</b>	<b>Jan. 3</b>	<b>L, 61-76</b>	<b>18-50</b>	<b>.360</b>	<b>5-20</b>	<b>.250</b>	<b>20-25</b>	<b>.800</b>	<b>7-17-24</b>	<b>15</b>	<b>61</b>	<b>7</b>	<b>10</b>	<b>1</b>	<b>9</b>	<b>200</b>	<b>20</b>
at Boston College			23-45	.511	9-18	.500	16-22	.727	10-23-33	12	71	11	16	3	2	200	32
<b>NC State</b>	<b>Jan. 6</b>	<b>W, 79-71</b>	<b>30-62</b>	<b>.484</b>	<b>13-22</b>	<b>.591</b>	<b>6-12</b>	<b>.500</b>	<b>12-15-27</b>	<b>16</b>	<b>79</b>	<b>18</b>	<b>4</b>	<b>3</b>	<b>11</b>	<b>200</b>	<b>40</b>
at Florida State			22-56	.393	5-23	.217	20-29	.690	6-19-25	22	69	7	13	2	5	200	31
<b>NC State</b>	<b>Jan. 10</b>	<b>W, 113-69</b>	<b>38-69</b>	<b>.561</b>	<b>19-35</b>	<b>.543</b>	<b>18-23</b>	<b>.783</b>	<b>11-33-44</b>	<b>23</b>	<b>113</b>	<b>20</b>	<b>9</b>	<b>7</b>	<b>11</b>	<b>200</b>	<b>56</b>
Georgia Tech			27-52	.519	10-22	.455	14-28	.500	8-35-43	18	78	11	17	2	5	200	34
<b>at NC State</b>	<b>Jan. 17</b>	<b>L, 74-78</b>	<b>23-62</b>	<b>.371</b>	<b>12-33</b>	<b>.364</b>	<b>16-25</b>	<b>.640</b>	<b>9-25-34</b>	<b>19</b>	<b>74</b>	<b>18</b>	<b>9</b>	<b>6</b>	<b>13</b>	<b>200</b>	<b>35</b>

\* - Overtime

## SPECIALTY SCORING STATS

	POINTS IN THE PAINT			POINTS OFF TOS			2ND CHANCE POINTS			FAST BREAK POINTS			BENCH POINTS		
	ST	OPP	MARGIN	ST	OPP	MARGIN	ST	OPP	MARGIN	ST	OPP	MARGIN	ST	OPP	MARGIN
NC Central	30	26	+4	26	11	+15	20	8	+12	27	11	+16	39	14	+25
UAB	44	44	-	21	14	+7	15	14	+1	13	14	(-1)	22	13	+9
UNCG	42	8	+34	22	3	+19	18	9	+9	24	12	+12	32	18	+14
VCU	32	28	+4	11	13	(-2)	15	14	+1	22	14	+8	14	18	(-4)
vs. Seton Hall	26	40	(-14)	14	19	(-5)	8	13	(-5)	7	22	(-15)	20	21	(-1)
vs. Boise State	26	14	+12	24	14	+12	4	7	(-3)	20	8	+12	28	15	+13
vs. Texas	46	20	+26	5	10	(-5)	14	12	+2	7	24	(-17)	11	31	(-20)
at Auburn	28	26	+2	22	11	+11	5	5	-	12	11	+1	5	11	(-6)
UNC Asheville	40	14	+26	18	7	+11	15	10	+5	10	1	+9	23	0	+23
Liberty	42	24	+18	21	7	+14	8	2	+6	8	8	-	35	13	+22
Kansas	38	32	+6	7	6	+1	9	8	+1	7	11	(-4)	9	2	+7
Texas Southern	32	38	(-6)	21	8	+13	21	18	+3	24	12	+12	36	28	+8
vs. Ole Miss	28	22	+6	17	25	(-8)	12	4	+8	5	12	(-7)	19	22	(-3)
Wake Forest	38	24	+14	19	10	+9	7	4	+3	9	10	(-1)	19	5	+14
Virginia	24	22	+2	17	9	+8	8	13	(-5)	13	6	+7	7	19	(-12)
at Boston College	24	26	(-2)	16	2	+14	18	9	+9	3	6	(-3)	31	12	+19
at Florida State	30	30	-	23	7	+16	20	15	+5	13	10	+3	35	38	(-3)
Georgia Tech	22	28	(-6)	20	9	+11	9	11	(-2)	14	13	+1	20	6	+14

## LEAD/DEFICIT BREAKDOWN GAME-BY-GAME

	FIRST HALF SCORE			SECOND HALF SCORE			FINAL SCORE			LARGEST		TIMES TIED	LEAD CHANGES	TIME LED MIN.
	ST	OPP	MARGIN	ST	OPP	MARGIN	ST	OPP	MARGIN	LEAD	DEFICIT			
NC Central	54	26	+28	60	40	+20	114	66	+48	59	-	0	0	39:45
UAB	41	33	+8	53	37	+16	94	70	+24	31	3	4	4	34:07
UNCG	47	37	+10	63	27	+36	110	64	+46	48	3	5	9	36:07
VCU	39	35	+4	46	44	+2	85	79	+6	9	1	4	1	37:17
vs. Seton Hall	33	35	(-2)	41	50	(-9)	74	85	(-11)	2	18	2	3	1:13
vs. Boise State	34	28	+6	47	42	+5	81	70	+11	13	4	3	4	32:57
vs. Texas	37	47	(-10)	60	55	+5	97	102	(-5)	6	15	4	7	5:37
at Auburn	35	41	(-6)	38	42	(-4)	73	83	(-10)	6	12	2	4	5:35
UNC Asheville	35	33	+2	40	30	+10	75	63	+12	13	9	2	5	26:14
Liberty	45	19	+26	40	26	+14	85	45	+40	42	-	1	0	38:42
Kansas	30	30	-	36	36	-	76	77	(-1)	4	7	13	15	15:39
Texas Southern	51	28	+23	57	44	+13	108	72	+36	43	-	0	0	39:21
vs. Ole Miss	45	26	+19	31	36	(-5)	76	62	+14	28	3	2	1	37:07
Wake Forest	36	32	+4	34	25	+9	70	57	+13	19	5	5	5	29:12
Virginia	20	40	(-20)	41	36	+5	61	76	(-15)	-	27	0	0	0:00
at Boston College	40	32	+8	39	39	-	79	71	+8	13	2	1	3	37:22
at Florida State	56	31	+25	57	38	+19	113	69	+44	45	-	0	0	39:46
Georgia Tech	35	34	+1	39	44	(-5)	74	78	(-4)	8	8	2	5	15:29

## SINGLE-GAME HIGHS &amp; LOWS - NC STATE VS. OPPONENTS

TEAM HIGHS	NC STATE	OPPONENTS
POINTS	114 vs. NC Central (11/3/25)	102 Texas (11/26/25)
FG MADE	38 at Florida State (1/10/26) vs. UNCG (11/12/25)	30 Kansas (12/13/25)
FG ATTEMPTS	74 vs. Kansas (12/13/25)	71 UAB (11/7/25)
FG%	.578 vs. NC Central (37-of-64) (11/3/25)	.591 Auburn (26-of-44) (12/3/25)
3FG MADE	19 at Florida State (1/10/26) vs. NC Central (11/3/25)	16 Texas (11/26/25)
3FG ATTEMPTS	40 vs. Texas Southern (12/17/25) vs. NC Central (11/3/25)	42 VCU (11/17/25)
3FG%	.591 at Boston College (13-of-22) (1/6/26)	.545 Auburn (12-of-22) (12/3/25)
FREE THROWS MADE	27 vs. VCU (11/17/25)	28 Texas (11/26/25)
FREE THROW ATTEMPTS	33 vs. VCU (11/17/25)	41 UNCG (11/12/25)
FREE THROW %	.852 vs. Texas Southern (23-of-27) (12/17/25)	.864 Auburn (19-of-22) (12/3/25)
REBOUNDS	45 vs. Texas Southern (12/17/25) vs. VCU (11/17/25)	46 Kansas (12/13/25)
OFFENSIVE REBOUNDS	17 vs. Texas Southern (12/17/25)	17 UAB (11/7/25)
ASSISTS	27 vs. NC Central (11/3/25)	18 Texas (11/26/25)
STEALS	14 at Auburn (12/3/25)	11 3x; last by Seton Hall (11/24/25)
BLOCKED SHOTS	7 at Florida State (1/10/26) vs. Texas Southern (12/17/25) vs. Boise State (11/25/25)	9 2x; last by Auburn (12/3/25)
TURNOVERS	17 vs. VCU (11/17/25)	20 Auburn (12/3/25)
FOULS	27 vs. Texas (11/26/25)	22 Florida State (1/10/26)
TEAM LOWS	NC STATE	OPPONENTS
POINTS	61 vs. Virginia (1/3/26)	45 Liberty (12/10/25)
FG MADE	18 vs. Virginia (1/3/26)	15 UNCG (11/12/25)
FG ATTEMPTS	50 vs. Virginia (1/3/26)	44 Auburn (12/3/25)
FG%	.360 vs. Virginia (18-of-50) (1/3/26)	.319 UNCG (15-of-47) (11/12/25)
3FG MADE	5 vs. Virginia (1/3/26)	4 UAB (11/7/25)
3FG ATTEMPTS	19 vs. Texas (11/26/25)	18 Boston College (1/6/26)
3FG%	.250 vs. Virginia (5-of-20) (1/3/26)	.160 UAB (4-of-25) (11/7/25)
FREE THROWS MADE	6 at Boston College (1/6/26)	3 Liberty (12/10/25)
FREE THROW ATTEMPTS	12 at Boston College (1/6/26)	10 2x; last by Kansas (12/13/25)
FREE THROW %	.500 at Boston College (6-of-12) (1/6/26)	.300 Liberty (3-of-10) (12/10/25)
REBOUNDS	22 at Auburn (12/3/25)	24 NC Central (11/3/25)
OFFENSIVE REBOUNDS	7 3x; last vs. Virginia (1/3/26)	5 Auburn (12/3/25)
ASSISTS	7 vs. Virginia (1/3/26)	7 2x; last by Florida State (1/10/26)
STEALS	3 vs. Texas (11/26/25)	1 UNCG (11/12/25)
BLOCKED SHOTS	1 4x; last vs. Virginia (1/3/26)	0 Ole Miss (12/21/25)
TURNOVERS	4 at Boston College (1/6/26) vs. UNCG (11/12/25)	7 Texas (11/26/25)
FOULS	13 vs. VCU (11/17/25)	10 Auburn (12/3/25)
INDIVIDUAL HIGHS	NC STATE	OPPONENTS
POINTS	47 Paul McNeil, Jr., vs. Texas Southern (12/17/25)	36 Melvin Council Jr., Kansas (12/13/25)
FG MADE	12 Paul McNeil, Jr., vs. Texas Southern (12/17/25) Darrion Williams, vs. UNCG (11/12/25)	13 Melvin Council Jr., Kansas (12/13/25)
FG ATTEMPTS	19 Darrion Williams, vs. UNCG (11/12/25)	27 Melvin Council Jr., Kansas (12/13/25)
FG% (min. 5 made)	.875 (7-8) Ven-Allen Lubin, vs. Ole Miss (12/21/25)	1.000 (5-5) Najai Hines, Seton Hall (11/24/25)
3FG MADE	11 Paul McNeil, Jr., vs. Texas Southern (12/17/25)	9 Melvin Council Jr., Kansas (12/13/25)
3 FG ATTEMPTS	17 Paul McNeil, Jr., vs. Texas Southern (12/17/25)	15 Melvin Council Jr., Kansas (12/13/25)
3FG% (MIN. 3 MADE)	1.000 (3-3) Terrance Arceneaux, at Boston College (1/6/26)	.750 (3-4) Camden Heide, Jordan Pope, Texas (11/26/25)
FREE THROWS MADE	12 Paul McNeil, Jr., vs. Texas Southern (12/17/25)	8 Greg Lattimore, NC Central (11/3/25)
FREE THROW ATTEMPTS	12 Paul McNeil, Jr., vs. Texas Southern (12/17/25)	13 KJ Younger, UNCG (11/12/25)
FT% (MIN. 3 MADE)	1.000 (12-12) Paul McNeil, Jr., vs. Texas Southern (12/17/25)	1.000 (8-8) Greg Lattimore, NC Central (11/3/25)
REBOUNDS	12 Ven-Allen Lubin, vs. Boise State (11/25/25) Ven-Allen Lubin, vs. UNC Asheville (12/6/25)	13 Justin Neely, UNCG (11/12/25)
OFFENSIVE REBOUNDS	6 Ven-Allen Lubin, vs. Texas (11/26/25)	6 Duane Posey, Texas Southern (12/17/25)
ASSISTS	10 Quadir Copeland, at Boston College (1/6/26)	7 2x; last by Dailyn Swain, Texas (11/26/25)
STEALS	5 Matt Able, vs. Boise State (11/25/25)	5 Adam Clark, Seton Hall (11/24/25)
BLOCKED SHOTS	4 Ven-Allen Lubin, at Florida State (1/10/26)	4 Tahaad Pettiford, Auburn (12/3/25)
TURNOVERS	7 Quadir Copeland, vs. Wake Forest (12/31/25)	6 4x; last by Donald Hand, Jr., Boston College (1/6/26)



## GAME 19 - CLEMSON

## GAME NOTES

#RV/RV NC STATE 114, NC CENTRAL  
GAME 1: NOVEMBER 3, 2025 ♦ LENOVO CENTER#RV/RV NC STATE 94, UAB 70  
GAME 2: NOVEMBER 7, 2025 ♦ LENOVO CENTEROfficial Basketball Box Score - Final  
N.C. Central at NC State  
11/03/25 Lenovo Center, Raleigh  
2025-26 Men's BasketballGame Time: 7:00 PM  
Game Duration: 2:10  
Attendance: 19,119

Officials: Tony Henderson, Ryan Sassano, Connor Macdonald

N.C. Central - 66

Record: 0-1

NO. Name		Min	FG M-A	3P M-A	FT M-A	Rebounds DR OT TOT	Fouls PF FD	TP	AS	TO	ST	Blocks	BS	+/-			
7 Khouri Carvey	F	31:02	6-8	0-0	7-11	4	4	8	3	9	1	2	0	-40			
21 Kelechi Okworogwo	F	18:04	2-4	0-2	0-0	0	2	2	5	0	4	1	0	-20			
1 Kyrie Davis	G	27:32	2-5	1-2	0-0	0	3	3	0	5	0	0	0	-39			
2 Dionte Johnson	G	30:36	1-4	1-3	1-2	0	2	2	0	3	4	5	4	2	0	-47	
11 Gabe Lattimore	G	40:00	5-15	2-7	8-8	0	1	1	2	4	20	2	2	2	1	0	-48
22 Ramondo Battle II	I	18:43	2-7	1-4	0-2	2	1	3	5	1	5	0	1	2	0	0	-29
8 Jae Slack	F	07:33	0-0	0-0	0-0	0	0	0	0	0	0	0	1	0	0	0	-12
13 Jonathan Dunn	F	13:43	2-3	0-0	2-4	0	2	2	0	3	6	0	0	0	0	0	-7
12 Justin Edwards	F	03:04	0-0	0-0	0-0	0	0	0	0	0	0	0	0	0	0	0	-8
10 Ryan Archey	F	06:48	1-2	0-0	1-1	1	0	1	1	3	0	0	1	0	0	1	7
5 Tekoa Carpenter	F	04:55	0-0	0-0	0-0	0	2	2	0	0	0	0	1	1	0	0	3
Team						0	0	0	0	0	0	0	0	0	0	0	0
Totals			21-48	5-18	19-28	7	17	24	19	21	66	9	18	8	2	1	-48

Shooting By Period
1st FG% 10-25 40.0%
3PT% 1-10 10.0%
FT% 5-7 71.4%
2nd FG% 11-23 47.8%
3PT% 4-8 50.0%
FT% 14-21 66.7%
GM FG% 21-48 43.8%
3PT% 5-18 27.8%
FT% 19-28 67.9%
Dead Ball Rebounds: 3, 0

Major Fouls: Battle II (F) 2 2nd 6:50

NC State - 114

Record: 1-0

NO. Name	Min	FG M-A	3P M-A	FT M-A	Rebounds OR DR	Fouls PF	TP	AS	TO	ST	Blocks BS	BA	+/-
1 Darrion Williams	F 23:52	7-10	4-6	1-2	3 1 4	3 1	19	8	1	0	0	0	30
22 Ven-Allen Lubin	F 18:50	4-4	0-0	2-3	2 3 5	0 2	10	1	0	1	0	0	20
2 Paul McNeil, Jr.	G 26:43	5-10	4-7	2-3	1 3 4	0 2	16	0	0	1	0	1	44
5 Tre Holloman	G 25:14	5-8	4-7	1-2	0 1 1	0 1	15	2	3	3	0	0	36
11 Quadir Copeland	G 17:54	3-3	1-1	8-10	0 2 2	4 5	15	3	2	0	0	0	29
21 Terrance Arceneaux	G 10:00	0-1	0-0	0-0	1 1 2	3 1	0	2	1	0	0	1	6
3 Matt Able	27:05	5-11	3-8	1-2	0 7 7	0 3	14	4	1	2	0	0	44
13 Musa Sagnia	15:04	2-2	0-0	0-0	2 2 4	5 0	4	3	0	4	0	0	31
15 Jerry Deng	16:08	3-8	2-6	4-4	2 3 5	1 2	12	2	1	0	0	0	18
12 Scottie Ebube	06:06	2-2	0-0	0-2	1 3 4	4 1	4	0	1	0	1	0	-3
7 Allyn Breed	04:57	0-0	0-0	2-2	0 0 0	0 1	2	2	0	0	0	0	-5
45 Colt Langdon	04:57	0-2	0-2	0-0	1 0 1	1 0	0	0	1	0	0	0	-5
0 Jordan Snell	03:10	1-3	1-2	0-0	0 0 0	0 0	3	0	0	0	0	0	-5
Team					1 0 1	1 0	0	0	0	0	0	0	0
Totals		37-64	19-40	21-30	14 26 40	22 19	114	27	9	13	1	2	-48

Shooting By Period
1st FG% 19-32 59.4%
3PT% 8-17 47.1%
FT% 8-11 72.7%
2nd FG% 18-32 56.3%
3PT% 11-23 47.8%
FT% 13-19 68.4%
GM FG% 37-64 57.8%
3PT% 19-40 47.5%
FT% 21-30 70.0%
Dead Ball Rebounds: 5, 0

Major Fouls: Coach (F) 2 2nd 6:50

	NCCU	ST	Points from		NCCU	ST	Period by Period Scoring		
Biggest lead	0 (1 <sup>st</sup> 20:00)	58 (2 <sup>nd</sup> 7:31)	Turnovers	11	26		1st	2nd	TOT
Best Scoring Run	5 (2 <sup>nd</sup> 13:12)	14 (2 <sup>nd</sup> 10:09)	Paint	26	30	NCCU	26	40	66
Lead Changes	0		Second Chance	8	20				
Times Tied	0		Fast Breaks	11	27				
Time with Lead	00:00	39:45	Bench	14	39	ST	54	60	114

UAB - 70

Record: 0-1

NO. Name		Min	FG M-A	3P M-A	FT M-A	Reb OR DR TOT	Fou F PD	TP	AS	TO	ST	Blocks BS	BA	+/-			
2 KyeRon Lindsay-Martin	F	24:39	4-7	0-0	0-0	5	1	6	4	1	8	0	2	1	0	-14	
23 Daniel Rivera	F	28:05	6-7	0-0	0-2	4	3	7	3	3	12	0	2	1	1	0	-18
4 Ahmad Robinson	G	25:37	2-12	1-7	3-4	0	0	0	2	2	8	2	2	1	0	0	-23
11 Chance Westry	G	27:17	6-9	0-1	2-2	0	2	2	3	1	14	5	1	1	0	1	-21
12 Jacob Meyer	G	35:56	6-18	0-5	3-4	2	3	5	0	3	15	1	2	2	0	0	-25
15 Evan Chatman		26:19	2-6	1-4	0-0	3	7	10	2	1	5	3	2	0	0	0	-9
5 Salim London		11:58	3-7	2-3	0-0	0	0	0	0	1	8	1	1	2	0	0	-5
8 Quaran McPherson		05:54	0-0	0-0	0-0	0	0	0	1	0	0	1	1	0	0	0	0
7 Ari Gooch		04:57	0-2	0-2	0-2	0	0	0	1	1	0	1	0	0	0	0	3
0 Dayjaun Anderson		06:42	0-3	0-3	0-0	0	0	0	0	0	0	0	0	0	0	0	-1
3 Jose Das Chagas		00:57	0-0	0-0	0-0	0	0	0	1	0	0	0	0	0	0	0	-4
6 Lance Carr		00:55	0-0	0-0	0-0	1	0	1	0	0	0	0	0	0	0	0	1
Team						2	2	4	0	0	0	0	1	0	0	0	0
Totals			29-71	4-25	8-14	17	18	35	17	13	70	14	14	11	2	3	-24

Shooting By Period
1st FG% 13-34 38.2%
3PT% 1-11 9.1%
FT% 6-8 75%
2nd FG% 16-37 43.2%
3PT% 3-14 21.4%
FT% 2-6 33.3%
GM FG% 29-71 40.8%
3PT% 4-25 16.0%
FT% 8-14 57.1%
Dead Ball Rebounds: 4, 0

Officials: Bill Covington, Jr., Tim Clougherty, Jerry Heater

NC State - 94

Record: 1-0

Totals		29-71 4-25 6-14 17-16 35 17-13 70-14 3-24														
		Major Fouls: NONE														
NC State - 94		Record: 1-0														
NO. Name	Min	FG M-A	3P M-A	FT M-A	Rebounds OR DR TOT	Fouls PF F	TP	AS	TO	ST	Blocks BS BA	+/-				
1 Darrion Williams	F 27:31	5-10	1-3	3-3	2 2 4	1 3	14	4	0	1	0	1	28			
22 Ven-Allen Lubin	F 17:37	4-5	0-0	0-0	0 3 3	4 1	8	0	3	1	0	0	5			
2 Paul McNeil, Jr.	G 28:12	6-11	3-8	3-4	0 4 4	1 2	18	3	0	1	0	0	21			
5 Tre Holloman	G 31:42	5-9	1-3	3-4	0 2 2	3 2	14	5	2	0	0	0	22			
11 Quadir Copeland	G 25:23	5-7	2-3	6-7	1 0 1	2 6	18	5	5	1	0	1	19			
13 Musa Sagnia	20:29	2-2	0-0	0-0	3 7 10	1 0	4	0	1	1	0	1	22			
3 Matt Able	25:38	3-8	1-6	0-0	1 5 6	1 1	7	2	1	0	1	0	12			
21 Terrance Arceneaux	08:10	1-4	0-2	1-2	1 1 2	0 1	3	0	1	1	1	0	2			
15 Jerry Deng	12:29	2-4	2-4	0-0	1 1 2	0 0	6	0	1	1	0	0	-1			
12 Scottie Ebube	01:54	0-0	0-0	0-0	1 0 1	0 0	0	0	0	0	0	0	-3			
45 Colt Langdon	01:54	0-1	0-1	2-2	0 0 0	0 0	2	0	0	0	0	0	-3			
0 Jordan Snell	00:55	0-0	0-0	0-0	0 0 0	0 0	0	0	0	0	0	0	-1			
Team					1 2 3	1	0	0	0	0						
Totals		33-61	10-30	18-22	11 27 38	14 17	94	19	14	7	3	2	-24			

Shooting By Period
1st FG% 15-35 42.9%
3PT% 3-16 18.8%
FT% 8-11 72.7%
2nd FG% 18-26 69.2%
3PT% 7-14 50.0%
FT% 10-11 90.9%
GM FG% 33-61 54.1%
3PT% 10-30 33.3%
FT% 18-22 81.8%
Dead Ball Rebounds: 3, 0

Major Fouls: Coach (F) 1 1st 1:28

	UAB	ST	Points from			Period by Period Scoring			
Biggest lead	3 (1 <sup>st</sup> 8:13)	31 (2 <sup>nd</sup> 4:55)	Turnovers	UAB	ST		1st	2nd	TOT
Best Scoring Run	6 (1 <sup>st</sup> 14:52)	10 (2 <sup>nd</sup> 4:55)	Paint	44	44	UAB	33	37	70
Lead Changes	4		Second Chance	14	15				
Times Tied	4		Fast Breaks	14	13	ST	41	53	94
Time with Lead	03:29	34:07	Bench	13	22				

#RV/RV NC STATE 110, UNCG 64  
GAME 3: NOVEMBER 12, 2025 ♦ LENOVO CENTER#25/RV NC STATE 85, VCU 79  
GAME 4: NOVEMBER 17, 2025 ♦ LENOVO CENTEROfficial Basketball Box Score - Final  
UNC Greensboro at NC State  
11/12/25 Lenovo Center, Raleigh  
2025-26 Men's BasketballGame Time: 8:00 PM  
Game Duration: 2:31  
Attendance: 14,516Official Basketball Box Score - Final  
VCU at NC State  
11/17/25 Lenovo Center, Raleigh  
2025-26 Men's BasketballGame Time: 7:00 PM  
Game Duration: 2:14  
Attendance: 14,805

Officials: Roger Ayers, Ron Groover, Tim Clougherty

UNC Greensboro - 64

Record: 0-1

NO. Name	Min	FG M-A	3P M-A	FT M-A	Rebounds OR DR TOT	Fouls PF FO	TP	AS	TO	ST	Blocks BS	BA	+/-
12 Justin Neely	F 26:21	1-3	0-1	7-8	2 11 13	2 5	9	1	3	0	0	0	-34
16 Domas Kauzonas	F 12:25	0-0	0-0	0-0	1 1 2	0 0	0	1	0	0	0	0	-16
13 Donald Whitehead, Jr.	G 29:56	6-14	4-10	5-7	0 0 0	2 21	1	0	0	0	1	0	-22
21 KJ Younger	G 18:24	1-6	0-3	5-13	0 1 1	3 8	7	1	2	0	0	0	-19
45 Lilan Marville	G 28:19	3-9	1-3	2-2	1 4 5	1 1	9	3	2	0	0	0	-35
11 Valentino Pinedo	21:21	0-2	0-0	1-4	0 2 2	2 2	1	0	2	1	1	1	-22
2 Clinton Elfinda	12:34	0-3	0-2	2-2	0 0 0	3 1	2	0	1	0	1	0	-19
0 Antwain Jones	14:55	1-1	0-0	0-0	1 1 2	1 0	2	0	3	0	0	0	-19
6 Noah Norgaard	12:58	1-3	1-2	4-5	0 1 1	0 4	7	0	2	0	0	1	-21
4 Assane Mandian	12:34	1-4	1-3	0-0	0 1 1	2 0	3	0	0	1	0	0	-8
24 Landon King	08:47	1-2	1-2	0-0	0 1 1	0 0	3	0	0	0	0	0	-14
8 Chane Bynum	01:26	0-0	0-0	0-0	0 0 0	1 0	0	0	0	0	0	0	-1
Team					3 2 5	0 0	0	1					
Totals		15-47	8-26	26-41	8 25 33	19 23	64	7	16	1	1	4	-46

## GAME 19 - CLEMSON

## GAME NOTES

SETON HALL 85, #23/22 NC STATE 74  
GAME 5: NOVEMBER 24, 2025 ♦ LAHAINA, HAWAII#23/22 NC STATE 81, BOISE STATE 70  
GAME 6: NOVEMBER 25, 2025 ♦ LAHAINA, HAWAIIOfficial Basketball Box Score - Final  
Seton Hall at NC State  
11/24/25 Lahaina Civic Center, Lahaina, Hawaii  
2025 Southwest Maui InvitationalGame Time: 9:30 AM  
Game Duration: 2:05  
Attendance: 2,400Official Basketball Box Score - Final  
NC State at Boise St.  
11/25/25 Lahaina Civic Center, Lahaina, Hawaii  
2025 Southwest Maui InvitationalGame Time: 9:30 AM  
Game Duration: 2:06  
Attendance: 2,400

Officials: Jeff Anderson, Michael Greenstein, Chris Paszi

Officials: Lamar Simpson, John Floyd, Rob Rorkle

## Seton Hall - 85

Record: 1-0

NO.	Name	Min	FG	3P	FT	Rebounds	Fouls	TP	AS	TO	ST	Blocks	BS	BA	+/-
			M-A	M-A	M-A	OR DR TOT	PF FO								
6	Stephon Payne III	F 16:00	1-3	0-0	0-0	1 2 3	3 1	2	1	0	1	1	1	1	14
0	Adam Clark	G 27:17	4-8	0-1	5-8	1 3 4	3 4	13	3	4	5	0	0	0	21
14	A.J. Staton-McCray	G 30:31	7-11	3-7	5-6	0 8 8	2 4	22	0	0	1	2	0	0	18
22	Elijah Fisher	G 33:50	5-9	0-3	3-3	3 4 7	4 4	13	3	2	0	2	0	0	15
23	Mike Williams III	G 18:38	5-8	3-5	1-1	0 6 6	2 1	14	2	0	1	0	0	0	13
25	Najai Hines	21:20	5-5	0-0	0-0	2 2 4	2 2	10	1	0	0	2	0	0	-5
2	Tajuan Simpkins	27:45	2-7	1-3	6-6	0 3 3	0 4	11	0	1	1	1	1	1	-4
13	Trey Parker	15:49	0-3	0-3	0-0	0 1 1	2 0	0	3	4	2	0	0	0	-15
1	Jacob Dar	06:10	0-1	0-0	0-0	0 1 0	0 0	0	0	1	0	1	0	0	-4
7	Josh Rivera	02:40	0-1	0-0	0-0	0 1 0	0 0	0	0	0	0	0	0	0	2
Team						0 0 0	0 0	0	2						
Totals			29-56	7-22	20-24	7 30 37	19 20	85	13	14	11	9	2	11	

Major Fouls: NONE

Shooting By Period		
1st FG%	14-28	50.0%
3PT%	4-13	30.8%
FT%	3-3	100%
2nd FG%	15-28	53.6%
3PT%	3-9	33.3%
FT%	17-21	81%
GM FG%	29-56	51.8%
3PT%	7-22	31.8%
FT%	20-24	83.3%
Dead Ball Rebounds: 2, 0		

## NC State - 81

Record: 5-1

NO.	Name	Min	FG	3P	FT	Rebounds	Fouls	TP	AS	TO	ST	Blocks	BS	BA	+/-
			M-A	M-A	M-A	OR DR TOT	PF FO								
21	Darrion Williams	F 29:45	7-13	2-5	0-0	1 2 3	5 1	16	1	2	0	0	0	0	15
22	Ven-Allen Lubin	F 32:46	4-8	0-1	3-6	4 8 12	2 3	11	0	0	1	1	0	0	5
2	Paul McNeil, Jr.	G 20:05	3-8	2-5	2-2	0 2 2	2 2	10	0	0	0	0	1	1	13
5	Tre Holloman	G 31:48	2-5	2-2	2-2	1 3 4	5 1	8	4	1	3	1	1	2	
11	Quadir Copeland	G 22:11	2-5	0-1	4-5	0 3 3	5 3	8	3	4	0	1	0	1	
3	Matt Able	20:49	3-7	1-4	2-2	0 3 3	2 1	9	2	1	5	0	0	2	
13	Musa Sagnia	07:25	1-1	0-0	1-1	0 0 0	1 2	3	1	0	0	2	0	7	
7	Alyn Breed	12:02	1-2	1-2	2-2	0 2 2	2 1	5	2	0	1	0	0	0	
21	Terrance Arceneaux	23:10	4-5	1-1	2-3	0 4 4	2 4	11	2	1	3	2	0	10	
Team						1 2 3	0 0	0	1						
Totals			27-54	9-21	18-23	7 29 36	26 18	81	15	10	13	7	2	11	

Major Fouls: NONE

Shooting By Period		
1st FG%	13-29	44.8%
3PT%	6-14	42.9%
FT%	2-5	40%
2nd FG%	14-25	56.0%
3PT%	3-7	42.9%
FT%	16-18	88.9%
GM FG%	27-54	50.0%
3PT%	9-21	42.9%
FT%	18-23	78.3%
Dead Ball Rebounds: 1, 0		

## NC State - 74

Record: 0-1

NO.	Name	Min	FG	3P	FT	Rebounds	Fouls	TP	AS	TO	ST	Blocks	BS	BA	+/-
			M-A	M-A	M-A	OR DR TOT	PF FO								
1	Darrion Williams	F 29:03	4-8	2-4	2-2	2 4 6	4 3	12	2	1	0	0	1	-11	
22	Ven-Allen Lubin	F 31:24	6-10	1-1	3-6	4 5 9	2 4	16	1	2	0	0	2	-10	
2	Paul McNeil, Jr.	G 28:54	2-9	1-5	4-4	1 2 3	3 2	9	1	0	0	0	1	-14	
5	Tre Holloman	G 27:24	3-5	1-2	4-5	0 1 1	2 4	11	2	2	1	1	0	-21	
11	Quadir Copeland	G 27:23	2-5	0-2	2-2	0 1 1	4 3	6	6	2	1	0	1	-12	
3	Matt Able	25:17	6-12	2-5	1-3	0 2 2	3 3	15	1	3	2	1	1	8	
7	Alyn Breed	06:19	0-1	0-0	0-0	0 1 1	1 0	0	0	1	0	0	0	-3	
13	Musa Sagnia	10:10	1-3	0-0	0-0	1 2 3	0 1	2	1	0	1	0	1	1	
15	Jerry Deng	07:46	1-4	1-4	0-0	0 0 0	0 0	3	0	1	0	0	1	-2	
21	Terrance Arceneaux	06:20	0-2	0-1	0-0	0 0 0	0 0	0	0	0	0	0	1	3	
Team						1 3 4	0 0	0	1						
Totals			25-59	8-24	16-22	9 21 30	20 19	74	14	13	5	2	9	11	

Major Fouls: NONE

Shooting By Period		
1st FG%	13-28	46.4%
3PT%	2-8	25.0%
FT%	5-10	50%
2nd FG%	12-31	38.7%
3PT%	6-16	37.5%
FT%	11-12	91.7%
GM FG%	25-59	42.1%
3PT%	8-24	33.3%
FT%	16-22	72.7%
Dead Ball Rebounds: 1, 1		

SHU		NCS	
Biggest lead	18 (2 <sup>nd</sup> 7:26)	2 (1 <sup>st</sup> 19:48)	
Best Scoring Run	10 (1 <sup>st</sup> 14:51)	9 (1 <sup>st</sup> 9:30)	
Lead Changes	3		
Times Tied			
Time with Lead	38:25	01:13	

Points from	SHU	NCS
Turnovers	19	14
Paint	40	26
Second Chance	13	8
Fast Breaks	22	7
Bench	21	20

Period by Period Scoring			
	1st	2nd	TOT
SHU	35	50	85
NCS	33	41	74

## Boise St. - 70

Record: 4-3

NO.	Name	Min	FG	3P	FT	Rebounds	Fouls	TP	AS	TO	ST	Blocks	BS	BA	+/-
			M-A	M-A	M-A	OR DR TOT	PF FO								
13	Andrew Meadow	F 28:38	1-4	0-1	4-7	0 1 1	1 4	6	1	1	0	0	2	-13	
20	Drew Fielder	F 25:57	1-4	0-1	3-5	3 3 6	2 6	5	3	4	0	1	1	0	
22	Javan Buchanan	F 30:51	2-10	0-4	6-7	4 5 9	1 4	10	2	2	0	0	1	4	
4	Dylan Andrews	G 29:21	8-18	5-11	5-6	0 3 3	1 5	26	2	3	2	0	1	4	
5	RJ Keene	G 25:49	3-5	2-3	0-0	2 3 5	2 0	8	0	1	0	1	0	-9	
6	Pearson Carmichael	20:45	3-7	3-6	2-3	0 0 0	5 3	11	0	1	0	0	1	-10	
9	Dominic Parolin	10:18	0-2	0-1	0-0	2 3 5	3 1	0	1	0	0	0	1	-5	
1	Agnaldo Neto	20:17	1-4	1-4	1-4	0 3 3	3 2	4	2	2	0	0	0	-10	
16	Spencer Ahrens	03:23	0-2	0-2	0-0	0 1 1	0 0	0	0	0	0	0	0	-3	
0	Julian Bowie	03:13	0-0	0-0	0-0	0 0 0	0 0	0	0	0	0	0	0	-3	
3	Bhan Buom	01:29	0-0	0-0	0-0	0 1 1	1 0	0	0	0	0	0	0	-3	
Team						3 1 4	0 0	0	0						
Totals			19-56	11-33	21-32	14 24 38	18 26	70	11	15	2	2	7	-11	

Major Fouls: NONE

Shooting By Period		
1st FG%	9-27	33.3%
3PT%	4-15	26.7%
FT%	6-10	60%
2nd FG%	10-29	34.5%
3PT%	7-18	38.9%
FT%	15-22	68.2%
GM FG%	19-56	33.9%
3PT%	11-33	33.3%
FT%	21-32	65.6%
Dead Ball Rebounds: 5, 0		

NCS		BSU	
Biggest lead	13 (2 <sup>nd</sup> 4:12)	4 (1 <sup>st</sup> 6:08)	
Best Scoring Run	10 (1 <sup>st</sup> 1:56)	12 (1 <sup>st</sup> 8:03)	
Lead Changes	4		
Times Tied	3		
Time with Lead	32:57	05:04	

Points from	NCS	BSU
Turnovers	24	14
Paint	26	14
Second Chance	4	7
Fast Breaks	20	8
Bench	28	15

Period by Period Scoring			
	1st	2nd	TOT
NCS	34	47	81
BSU	28	42	70

TEXAS 102, #23/22 NC STATE 97  
GAME 7: NOVEMBER 26, 2025 ♦ LAHAINA, HAWAII#20/24 AUBURN 83, #RV/RV NC STATE 73  
GAME 8: DECEMBER 3, 2025 ♦ AUBURN, ALA.Official Basketball Box Score - Final  
NC State at Texas  
11/26/25 Lahaina Civic Center, Lahaina, Hawaii  
2025 Southwest Maui Invitational - Fifth Place GameGame Time: 4:30 PM  
Game Duration: 2:13  
Attendance: 2,400Official Basketball Box Score - Final  
NC State at Auburn  
12/03/25 Neville Arena, Auburn  
2025-26 Men's BasketballGame Time: 8:15 PM  
Game Duration: 1:56  
Attendance: 8,121

Officials: Marquis Pettigrew, Tony Henderson, Rob Rorkle

Officials: Ben Loxton, Courtney Green, Vladimir Voyard-Tadai

## NC State - 97

Record: 5-2

NO.	Name	Min	FG M-A	3P M-A	FT M-A	Rebounds OR DR TOT	Fouls PF FO	TP	AS	TO	ST	Blocks BS BA	+/-
1	Darrion Williams	F 32:28	3-10	2-5	2-4	0 4 4	5 4	10	3	1	0	0	1 -8
22	Ven-Allen Lubin	F 37:29	10-14	0-0	3-4	6 3 9	2 3	23	3	0	0	0	0 2
2	Paul McNeil, Jr.	G 38:24	6-11	3-6	5-6	0 3 3	2 3	20	0	1	2	0	0 -3
5	Tre Holloman	G 18:23	2-4	1-1	0-0	0 1 1	5 0	5	2	0	0	0	0 8
11	Quadir Copeland	G 33:03	10-14	2-3	6-10	0 4 4	4 8	28	6	2	1	0	0 6
3	Matt Able	08:48	0-5	0-1	0-0	0 2 2	1 0	0	0	0	0	1	0 -10
7	Alyn Breed	14:27	2-4	1-2	2-2	0 1 1	5 1	7	0	1	0	0	0 -7
13	Musa Sagnia	03:56	0-0	0-0	0-0	0 0 0	0 0	0	0	0	0	0	0 -6
21	Terrance Arceneaux	13:02	1-2	0-1	2-2	0 1 1	0 1	4	0	1	0	0	0 -7
Team						2 1 3	0 0	0	0	0	0	0	
Totals			34-64	9-19	20-28	8 20 28	27 20	97	14	6	3	1 2	-5
Major Fouls: NONE													

## GAME 19 - CLEMSON

## GAME NOTES

**#RV/RV NC STATE 75, UNC ASHEVILLE 63**  
**GAME 9: DECEMBER 6, 2025 ♦ LENOVO CENTER**

**NC STATE 85, LIBERTY 45**  
**GAME 10: DECEMBER 10, 2025 ♦ LENOVO CENTER**



Official Basketball Box Score - Final  
**UNC Asheville at NC State**  
 12/06/25 Lenovo Center, Raleigh  
 2025-26 Men's Basketball

Game Time: 1:00 PM  
Game Duration: 1:57  
Attendance: 14,862



Official Basketball Box Score - Final  
**Liberty at NC State**  
 12/10/25 Lenovo Center, Raleigh  
 2025-26 Men's Basketball

Game Time: 7:00 PM  
Game Duration: 1:55  
Attendance: 14,515

**Officials:** Eric Lewis, Mark Schnur, Isaac Barnett

**Officials:** Ron Groover, Lee Cassell, Tony Henderson

UNC Asheville - 63			Record: 4-5																	
NO. Name		Min	FG		3P	FT	Rebounds		Fouls		TP	AS	TO	ST	Blocks		a/+	Shooting By Period		
			M-A	M-A			OR	DR	PF	FF					BS	BA				
0	Toyaz Solomon	F	40:00	3-9	0-0	6-7	2	3	5	1	12	3	3	3	0	0	12	1 <sup>st</sup> FG	10-25	40.0%
5	Myles Mayfield	F	17:26	0-0	0-0	0-1	0	2	2	3	2	0	0	0	1	0	18	3PT%	5-13	38.5%
3	Kameron Taylor	G	33:15	5-14	3-6	7-9	3	4	7	3	20	4	3	1	0	1	21	2 <sup>nd</sup> FG	10-29	34.5%
8	D Patrick	G	34:50	5-11	5-10	0	6	6	3	0	15	3	2	0	0	0	17	3PT%	5-11	45.5%
55	Justin Wright	G	3:41	7-18	0-0	0	0	0	2	1	0	3	2	2	2	2	5	FT	5-6	83.3%
23	Clan Clark	G	04:41	0-2	0-1	0-0	0	0	0	0	1	0	0	0	0	0	0	GM FG%	20-54	37.0%
24	Davey Hermes		22:34	0-0	0-0	0	2	0	2	4	0	0	0	0	0	0	6	FT	10-24	41.7%
23	Corey Jones		07:56	0-0	0-0	0-0	1	1	2	0	0	1	0	0	0	0	7	3PT%	13-17	76.5%
Team							1	1	2	0	0	3						Dead Ball Rebounds: 0		
Totals				20-54	10-24	13-17	9	23	32	16	17	83	13	4	14	R	1	4	1-12	

NC State - 75			Record: 6-3																	
NO.	Name	Min	FG	3P	FT	Rebounds			Fouls		TP	AS	TO	ST	Blocks		+/-	Shooting By Period		
						OR	DR	TOT	PF	FO					BS	BA		1st	FG	11-31
1	Darrion Williams	F 29:04	4-6	0-2	0-0	0	3	3	2	8	6	1	0	1	0	1	17	3PT%	4-14	28.6%
22	Venellie Lubin	F 27:20	9-11	0-1	5-5	7	5	12	1	6	23	1	1	0	1	0	20	FT%	9-11	81.8%
12	Scottie Eubue	C 02:27	0-0	0-0	0-0	1	1	2	1	0	0	0	0	0	0	0	0	2nd FG%	17-27	63.0%
5	Tre Holoman	G 28:46	3-8	2-3	0-0	0	1	1	0	8	8	3	0	0	0	0	15	3PT%	3-10	30.0%
3	Camille Copeland	G 25:17	4-9	1-2	4-6	1	0	1	3	5	13	3	2	0	0	0	9	FT%	3-4	75%
3	Matt Abbe	C 19:56	5-8	0-0	0-0	0	4	4	2	0	13	1	1	2	0	0	4	GM FG%	28-59	48.3%
2	Paul McNeil, Jr.	18:20	1-6	1-6	0-0	0	5	5	2	0	3	0	1	0	0	0	7	3PT%	7-24	29.2%
13	Musa Sagnia	12:45	1-2	0-0	0-0	1	1	2	1	0	2	0	0	0	0	0	-9	GM FT%	12-15	80.0%
21	Terrance Arceneaux	07:56	0-3	0-2	1-2	0	0	1	0	1	1	0	1	0	0	1	1	Dead Ball Rebounds: 10		
7	Alyn Breed	19:36	0-1	0-1	2-2	0	3	3	3	1	2	2	0	0	0	0	7			
15	Jerry Deng	08:31	1-4	0-2	0-0	0	1	1	0	1	2	0	0	1	0	0	-3			
Team						1	2	3	0	0	0	1								
Totals		28:58	7-24	12-15	9	29	38	17	16	75	21	12	5	4	1	12				
																		Major Fouls: NONE		

	UNCA	ST	Points from	UNCA	ST	Period by Period Scoring			
<b>Biggest lead</b>	9 (1 <sup>st</sup> 11:06)	13 (2 <sup>nd</sup> 4:14)	<b>Turnovers</b>	7	18	UNCA	1st	2nd	TOT
<b>Best Scoring Run</b>	9 (1 <sup>st</sup> 6:25)	13 (1 <sup>st</sup> 7:47)	<b>Paint</b>	14	40		33	30	63
<b>Lead Changes</b>		5	<b>Second Chance</b>	10	15	ST	35	40	75
<b>Times Tied</b>		2	<b>Fast Breaks</b>	1	10				
<b>Time with Lead</b>	09:35	26:14	<b>Bench</b>	0	23				

Liberty - 45		Record: 6-3																
NO. Name		Min	FG M-A	3P M-A	FT M-A	Rebounds OR DR	Fouls PF	TP	AS	TO	ST	Blocks BS BA	+/-	Shooting By Period				
25	Zach Cleveland	F 33:01	0-0	0-2	0-0	2	7	1	4	0	5	6	0	1	-41	1 <sup>st</sup>	FG% 8-27	29.6%
0	Colin Porter	G 25:34	2-5	1-4	0	0	1	1	2	2	3	1	2	0	-24	3 <sup>rd</sup>	FG% 3-14	21.4%
3	Kaden Metheny	G 23:28	1-6	1-6	0	0	1	1	2	2	0	0	0	0	-24	4 <sup>th</sup>	FG% 0-3	0%
4	Justin Decker Jr.	G 27:55	4-12	3-8	0	0	1	2	2	12	3	0	0	0	-25	2 <sup>nd</sup>	FG% 10-24	41.7%
9	JJ Harper	G 29:29	6-9	0-0	0	1	3	4	3	12	0	2	0	0	-25	3 <sup>rd</sup>	FG% 3-14	21.4%
12	Josh Smith	09:28	0-1	2-5	2	1	3	4	3	2	0	1	0	0	-19	FT%	3-7	42.9%
1	Zander Carter	17:52	2-6	0-2	0-0	1	1	3	0	4	0	0	1	0	-14	GM	18-51	35.3%
11	Zander Yates	08:36	1-3	1-3	0-0	1	1	0	0	3	2	2	0	0	-10	3 <sup>rd</sup>	FG% 6-28	21.4%
21	Ryan Jones Jr.	06:15	1-2	0-0	0-0	0	3	3	1	2	0	0	0	0	-1	FT%	3-10	30.0%
15	Drew Grimes	03:41	0-1	0-0	1	0	1	0	0	0	0	1	0	0	5	Dead Ball Rebounds: 1, 0		
14	Brady Kester	03:07	0-0	0-0	0-1	0	1	1	1	0	0	0	0	0	-2			
10	JC Shirer Jr.	02:20	0-0	0-0	0-0	0	0	0	0	0	0	0	0	0	-1			
20	Torr Sorensen	01:37	1-2	0-1	0-0	0	0	0	0	2	0	0	0	0	2			
23	TJ Darrin	01:37	0-0	0-0	0-0	0	0	0	0	0	1	0	0	0	2			
Team																		
Totals			18:51	6-28	3-10	6	25	31	17	18	45	14	17	3	3	-40		

NC State - 85		Record: 7-3										Major Events: NONE											
NO. NAME	Min	FG		3P		FT		Rebounds		Fouls		TP		AS		TS		Blocks		+/-	Shooting By Period		
		M-A	M-A	M-A	M-A	OR	DR	TOF	PF	FD	1	2	3	1	2	3	1	2	3		1st FG%	2nd FG%	3rd FG%
1 Darrion Williams	F 13:37	3-9	3-13	2-2	1	7	8	2	1	9	3	1	1	1	1	1	0	0	26	1st FG%	17-30	56.7%	
22 Ven-Allen Lubin	F 19:00	6-9	0-0	1-3	2	4	6	3	12	10	0	2	0	1	1	0	1	28	3PT%	4-11	36.4%		
2 Paul McNeil, Jr.	G 17:04	2-4	2-4	0-0	1	1	2	2	6	0	1	1	1	0	0	25	2nd FG%	14-30	46.7%				
5 Tre Holoman	G 23:06	4-6	1-4	2-3	0	0	0	1	12	11	2	1	0	0	0	0	37	3PT%	6-13	46.2%			
11 Quadri Copeland	G 24:54	4-6	1-2	2-3	3	6	6	7	2	4	11	2	1	1	0	0	32	FT%	6-7	85.7%			
3 Matt Able	G 18:37	1-4	1-4	0-0	1	1	2	1	1	2	1	1	0	0	0	0	31	GM FG%	31-60	51.7%			
13 Mason Sagnia	15:40	1-1	0-0	0-0	1	1	2	0	2	0	0	0	1	1	0	0	11	3PT%	10-24	41.7%			
21 Terrance Arceneaux	22:37	2-4	2-3	2-2	0	3	3	0	2	8	0	0	0	0	0	0	19	FT%	13-19	68.4%			
7 Alyn Bred	17:46	3-6	0-2	0-0	0	2	2	2	2	6	3	1	0	1	1	1	4	Dead Ball Rebounds: 1-0					
15 Jerry Deng	09:57	1-4	1-2	0-0	1	1	2	3	0	3	1	0	0	0	1	1	1						
12 Scottie Ebube	05:20	0-1	0-0	0-1	1	1	2	2	1	0	0	1	1	0	0	1	0						
0 Jordan Snell	03:41	1-1	1-1	0-0	0	1	1	0	0	3	0	0	0	0	0	0	-1						
45 Colt Langdon	03:41	0-2	0-1	0-0	0	0	0	0	0	0	0	0	0	0	0	0	-1						
Team					1	2	3	0	0	0	0												
Totals		31-60	10-24	13-19	9	33	42	18	17	85	17	8	9	3	3	40							
Major Goals: NONE																							

	LU	ST	Points from	LU	ST	Period by Period Scoring			
<b>Biggest lead</b>	0 (1 <sup>st</sup> 20:00)	42 (2 <sup>nd</sup> 13:22)	Turnovers	7	21		1st	2nd	TOT
<b>Best Scoring Run</b>	6 (1 <sup>st</sup> 16:37)	12 (1 <sup>st</sup> 12:20)	Paint	24	42				
<b>Lead Changes</b>		0	<b>Second Chance</b>	2	8	<b>LU</b>	19	26	45
<b>Times Tied</b>		1	<b>Fast Breaks</b>	8	8				
<b>Time with Lead</b>	00:00	38:42	<b>Bench</b>	13	35	<b>ST</b>	45	40	85

**#19/19 KANSAS 77, NC STATE 76 (OT)**  
**GAME 11: DECEMBER 13, 2025 ♦ LENOVO CENTER**



Official Basketball Box Score - Final  
**Kansas at NC State**  
 12/13/25 Lenovo Center, Raleigh  
 2025-26 Men's Basketball

Game Time: 5:30 PM  
Game Duration: 2:16  
Attendance: 19,119



Official Basketball Box Score - Final  
**Texas Southern at NC State**  
 12/17/25 Lenovo Center, Raleigh  
 2025-26 Men's Basketball

Game Time: 7:00 PM  
Game Duration: 2:00  
Attendance: 5,500

**Officials:** Roger Ayers, Tony Padilla, Clarence Armstrong

**Officials:** Bert Smith, Tommy Morrissey, Ryan Sassano

Kansas - 77		Record: 8-3																					
NO.	Name	F	FG			3P	FT	Rebounds			Fouls			TP	AS	TO	ST	Blocks		+/-	Shooting By Period		
			M-A	M	A			O	DR	OT	PF	FO	BS					BA	1st			2nd	3rd
15	Bryson Tiller	F	28	39	1-5	0-2	0-0	4	4	0	1	2	0	1	0	1	0	8			1st FG	11-35	31.4%
40	Flory Bidunga	F	32	01	4-7	0-0	3	8	11	2	2	8	3	1	1	1	1	11			3PT	4-18	22.2%
3	Tre White	G	40	08	4-11	0-6	4-4	2	4	6	1	12	3	4	0	0	0	6			2nd FG	15-29	51.7%
14	Malvin Council Jr.	G	43	08	13-27	9-15	1	6	7	2	4	38	4	0	0	0	0	3			3PT	6-11	54.5%
25	Darlyn Peterson	F	31	21	7-14	2-5	1-2	4	1	5	14	15	0	0	1	0	0	6			OT FG	0-1	0.0%
11	Jamari McDowell	B	18	43	0-3	0-0	2	2	2	0	2	0	2	0	1	0	0	4			OT FG	0-1	0.0%
13	Elmarko Jackson	B	18	19	0-0	0-0	0	4	4	2	0	0	2	2	0	0	0	0			3PT	1-1	100.0%
34	Paul Mbiya	B	03	34	0-2	0-0	1	1	2	0	0	0	0	0	0	0	0	-1			FT	2-4	50%
7	Kohl Rosario	F	07	34	1-1	0-0	0	0	0	0	0	2	0	0	1	0	0	-8			GM FG	30-70	42.9%
1	Jayden Dawson	F	01	33	0-0	0-0	0	0	0	0	2	0	0	0	0	0	0	-2			3PT	11-30	36.7%
																					FT	6-10	60.0%
Totals							2	3	5	0	0	77	17	8	4	3	2	1			Dead Ball Rebounds: 1, 2		
Game Totals							30-70	11-30	6-10	10	36	46	12	77	17	8	4	3	2	1			

NC State - 76		Record: 7-4										Major Fouls: NONE														
NO. Name		Min	FG	3P	FT	OR	DR	TO	PF	FO	AS	TS	AP	TO	ST	BS	B+	+/-	Shooting By Period							
1	Darrion Williams	F	34:08	7-17	3-9	4	6	10	0	1	17	4	1	0	0	0	0	2	1 <sup>st</sup> FG	11-34	32.4%					
22	Ven Allen Lubin	F	39:24	7-11	0-0	2-2	3	8	11	3	3	16	2	0	0	2	1	2	2 <sup>nd</sup> FG	6-7	85.7%					
2	Paul McNeil, Jr.	G	17:47	1-7	1-5	1-3	1	2	0	1	11	4	0	0	1	0	0	1	3 <sup>rd</sup> FG	13-32	40.6%					
11	Tre Holman	G	37:54	4-16	3-12	0	2	2	1	0	11	4	0	1	0	0	0	6	4 <sup>th</sup> FG	5-12	41.7%					
11	Quadir Copeland	G	39:13	6-14	0-1	7-7	1	7	8	3	8	16	2	0	0	0	0	7	OT FG	5-7	71.4%					
3	Matt Abie	F	13:03	1-4	1-3	0-0	1	2	3	0	3	0	0	1	0	0	0	2	FT FG	4-8	50.0%					
7	Alyn Breed	F	23:37	2-4	1-3	1-2	0	4	4	1	6	0	0	1	0	0	0	5	3PT	24	50.0%					
21	Terrance Arceneaux	J	14:18	0-1	0-0	0	1	0	1	0	0	0	0	1	0	0	0	5	FT	0-1	0%					
13	Musa Sagnia	J	05:36	0-0	0-0	0	0	0	0	0	0	0	0	0	0	0	0	1	GM FG	26-74	37.8%					
Team																		3PT	9-34	26.5%						
Totals			28:74	9-34	11-15	11	33	44	12	76	16	7	7	2	3	1	0	0	FT	11-15	73.3%					
																		Major Fouls: NONE			Dead Ball Rebounds: 1.0					
		KU		ST		Points from Turnovers		KU		ST		Period by Period Scoring														
Biggest lead		7 (1 <sup>st</sup> 2:07)		4 (1 <sup>st</sup> 13:05)		6		7		KU					ST		OT		TT							
Best Scoring Run		10 (2 <sup>nd</sup> 13:48)		7 (1 <sup>st</sup> 0:34)		32		38		1st					2nd		OT		TT							
Lead Changes		15				8		9		KU					30		36		10		76					
Times Tied		13				Fast Breaks		11		7		ST					30		36		10		76			
Time with Lead		20:21		15:39		Bench		2		9																

Texas Southern - 72					Record: 1-8														
NO. Name	Min	FG		3P	FT	Rebounds		Fouls		TP	AS	TO	ST	Blocks	+/-	Shooting By Period			
		M/A	P/A			M/A	M/A	DR	UR							PF	FF	1M	2M
2 J'wan Hupstead	F 23:32	5-11	1-4	0-0	0-0	4	9	1	3	11	2	1	0	0	0	-38	1 <sup>st</sup> MG FG:	12-30	40.0%
8 Anthony Andrews	F 23:32	1-4	0-0	0-0	0-0	0	4	0	0	1	0	0	0	0	0	-38	3 <sup>rd</sup> PT:	1-10	10.0%
34 Jordan Gorecki	C 11:15	1-10	0-0	0-0	0-0	0	0	0	0	1	0	2	0	0	1	-12	2 <sup>nd</sup> FG:	14-35	40.0%
3 Bryce Roberts	G 34:20	6-14	2-9	0-0	2	2	2	2	14	3	2	1	0	1	1	-32	3 <sup>rd</sup> PT:	4-14	28.6%
7 Zaire Hayes	G 29:48	4-11	2-5	7-7	0	3	3	1	3	17	2	1	1	1	1	-31	FG:	12-13	92.3%
0 Alex Anderson	23:14	4-8	0-1	6-7	2	1	3	3	5	14	0	0	0	1	0	-8	1 <sup>st</sup> MG FG:	26-65	40.0%
5 Jaylen Wysinger	14:19	0-3	0-2	0-0	0-0	0	0	0	2	0	0	4	2	0	0	-17	3 <sup>rd</sup> PT:	5-24	20.8%
1 Oumar Koureissi	17:20	1-3	0-1	0-0	0	3	3	4	2	2	1	2	0	0	1	-13	FT:	15-20	75.0%
23 Duane Posey	22:53	5-11	0-1	2-6	6	2	8	3	5	12	1	0	0	0	0	-9			
24 Jordan Hamilton	08:12	0-3	0-1	0-0	0	2	2	0	0	0	0	2	0	0	0	-8			
Team						2	1	3	0	0	0	1							
Totals		26-65	5-24	15-20	15	18	33	19	20	72	14	4	3	4	3	-36			

Dead Ball Rebounds: 1-0

NC State - 108		Record: 8-4															
NO. Name	TSU	FG	3P	FT	Rebounds	Fouls	TP	AS	TO	Blocks	++	Shooting By Period					
	M-F	M-A	M-A	OR	DR	PF				BS		1st	FG%	15-33	45.5%		
13 Musa Sagnia	20:44	1-2	0-1	0	1	3	4	3	1	2	0	0	0	2	33		
22 Ven Allen Lubin	17:30	3-4	0-0	1-3	3	4	4	3	7	3	0	1	1	1	15		
2 Paul McNeil, Jr.	26:53	12-18	11-17	12-12	4	6	10	1	7	47	0	1	1	0	29		
7 Lynn Reed	20:28	3-6	1-2	2-2	2	4	6	1	9	4	0	1	0	1	36		
11 Quadir Copeland	18:43	3-5	1-1	0-0	0	3	3	0	7	9	2	0	0	0	36		
3 Matt Able	20:20	3-9	0-4	0	2	1	3	3	1	6	1	1	3	0	30		
5 Tre Holloman	18:28	2-5	0-2	5-6	0	4	4	2	3	9	3	2	0	0	1		
15 Jerry Deng	21:23	4-12	4-10	2-2	0	3	3	0	1	14	0	0	1	0	15		
21 Terrance Arceneaux	16:16	1-3	0-2	0	2	2	4	1	2	0	0	0	1	0	-1		
10 Scott Lawrence	20:40	2-2	0-0	2-2	1	1	3	0	1	1	0	1	0	0	34		
0 Jordan Snel	02:49	0-1	0-0	0	0	0	0	0	0	1	0	0	0	0	0		
45 Colt Langdon	02:49	0-0	0-0	0	0	0	0	0	0	0	0	0	0	0	-4		
Team					1	0	1	0	0	1							
Totals		34-67	17-40	23-27	17	28	45	20	19	108	21	7	8	7	3		
Major Fouls: NONE																	
TSU		ST		Points from Turnovers		TSU		ST		Period by Period Scoring							
Biggest lead		0 (1 <sup>st</sup> 20:00)		43 (2 <sup>nd</sup> 3:34)		Paint		38		32		TSU		2nd		TOT	
Best Scoring Run		6 (2 <sup>nd</sup> 0:02)		13 (2 <sup>nd</sup> 8:00)		Second Chance		18		21		ST		51		57	
Lead Changes		0		Fast Breaks		12		24				ST		51		57	
Times Tied		0		Bench		28		36									
Time with Lead		00:00		39:21													

## GAME 19 - CLEMSON

## GAME NOTES

#--/RV NC STATE 76, OLE MISS 62  
GAME 13: DECEMBER 21, 2025 ♦ GREENSBORO, N.C.#RV/-- NC STATE 70, WAKE FOREST 57  
GAME 14: DECEMBER 31, 2025 ♦ LENOVO CENTEROfficial Basketball Box Score - Final  
Ole Miss at NC State  
12/21/25 First Horizon Coliseum, Greensboro  
2025-26 Men's BasketballGame Time: 1:00 PM  
Game Duration: 2:12Official Basketball Box Score - Final  
Wake Forest at NC State  
12/31/25 Lenovo Center, Raleigh  
2025-26 Men's BasketballGame Time: 12:00 PM  
Game Duration: 1:59  
Attendance: 16,105

Officials: Ron Groover, Bart Lenox, James Breeding

Officials: Lee Cassell, Kipp Kissinger, Justin Porterfield

Ole Miss - 62

Record: 7-5

NO.	Name	Min	FG	3P	FT	Rebounds	Fouls	TP	AS	TO	ST	Blocks	+/-
			M-A	M-A	M-A	OR DR TOT	PF FD					BS BA	
0	Malik Dia	F 29:07	8-16	0-3	4-8	4 7 11	3 7	20	0	4	1	0	-2
1	Corey Chest	F 14:43	0-0	0-0	0-0	1 4 5	3 1	0	0	1	0	0	-5
2	AJ Storr	G 14:54	0-5	0-2	1-2	0 1 1	1 2	1	2	1	0	0	-19
6	Ilias Kamardine	G 15:01	0-2	0-2	0-0	0 3 3	1 0	0	1	1	0	0	-23
11	Travis Perry	G 33:28	7-13	5-11	2-2	0 0 0	3 2	21	2	2	4	0	-9
4	James Scott	08:25	1-1	0-0	0-0	1 1 1	1 0	2	0	0	0	0	-5
13	Kezza Giffa	07:34	2-3	1-2	0-0	0 1 1	0 1	5	0	1	0	0	-2
23	Patton Pinkins	08:42	0-2	0-1	1-2	0 1 1	0 1	1	1	0	0	0	-16
88	Augusto Cassia	12:33	0-1	0-1	0-0	1 0 1	2 1	0	0	0	0	0	3
8	Eduardo Klatke	25:40	2-5	1-3	4-4	0 0 0	2 4	9	3	2	2	0	0
31	Zach Day	13:08	0-3	0-3	0-0	0 2 2	0 1	0	0	0	0	0	0
7	Niko Bundalo	08:28	0-0	0-0	0-0	1 1 2	1 1	0	0	2	1	0	-5
22	Max Smith	08:17	1-2	1-2	0-0	0 0 0	2 0	3	0	0	0	0	9
Team						0 2 2	0	0	1				
Totals			21-53	8-30	12-18	7 23 30	19 21	82	9	15	8	0	-14

Shooting By Period	1st FG%	2nd FG%	3PT%	FT%
1st FG%	8-23	34.8%		
2nd FG%	3-14	21.4%		
3PT%	5-16	31.3%		
FT%	5-8	62.5%		
GM FG%	21-53	39.9%		
FT%	8-30	26.7%		
FT%	12-18	66.7%		

Dead Ball Rebounds: 2, 0

Wake Forest - 57

Record: 9-5 (0-1)

NO.	Name	Min	FG	3P	FT	Rebounds	Fouls	TP	AS	TO	ST	Blocks	+/-
			M-A	M-A	M-A	OR DR TOT	PF FD					BS BA	
0	Omaha Billow	F 28:05	6-10	3-6	3-4	3 7 10	2 3	18	0	0	0	1	-6
2	Juke Harris	F 35:35	5-16	2-10	5-7	2 4 6	2 5	17	3	4	2	0	-13
25	TreVon Spillers	F 36:33	2-8	0-1	0-0	0 8 8	2 1	4	2	1	2	1	-10
1	Nate Galmese	G 32:36	0-5	0-3	0-0	0 2 2	1 0	0	3	3	1	0	-9
6	Myles Colvin	G 21:39	5-11	2-6	1-1	0 2 2	4 3	13	2	2	4	0	0
13	Copper Schwiager	G 11:40	1-4	0-0	0-0	3 1 4	2 0	2	0	0	0	0	-4
8	Mekhi Mason	20:30	1-5	1-5	0-0	1 1 2	4 3	2	3	2	0	2	-12
10	Sebastian Atkins	07:24	0-0	0-0	0-1	0 0 0	1 2	0	1	0	0	0	-4
23	Jaylen Cross	05:58	0-0	0-0	0-0	0 0 0	1 0	0	1	1	0	0	-7
Team						1 0 1	0	0	1				
Totals			20-59	8-31	9-13	10 25 35	19 16	57	13	16	9	4	-13

Major Fouls: Harris (TF) 2<sup>nd</sup> 3:55

Shooting By Period	1st FG%	2nd FG%	3PT%	FT%
1st FG%	10-25	40.0%		
2nd FG%	4-14	28.6%		
3PT%	8-11	72.7%		
FT%	10-34	29.4%		
3PT%	4-17	23.5%		
FT%	1-2	50%		
GM FG%	20-59	33.9%		
FT%	8-31	25.8%		
FT%	9-13	69.2%		

Dead Ball Rebounds: 3, 0

NC State - 76

Record: 9-4

NO.	Name	Min	FG	3P	FT	Rebounds	Fouls	TP	AS	TO	ST	Blocks	+/-
			M-A	M-A	M-A	OR DR TOT	PF FD					BS BA	
1	Darrion Williams	F 27:37	0-8	0-4	1-2	1 3 4	3 2	1	3	3	0	0	13
22	Ven-Allen Lubin	F 31:17	7-8	0-1	1-1	0 2 2	4 2	15	1	4	2	0	0
2	Paul McNeil, Jr.	G 30:33	6-12	1-3	1 5 6	1 2	19	1	4	2	0	0	17
7	Alyn Breed	G 22:11	2-8	1-4	1-1	0 6 6	1 3	6	3	2	2	0	3
11	Quadr Copeland	G 32:44	6-8	2-4	2-2	5 7 2	5 16	9	3	1	0	0	17
13	Musa Sagnia	19:51	1-1	0-0	1-4	2 5 7	3 3	3	1	1	1	0	13
5	Tre Holloman	26:23	6-10	4-7	0-0	0 0 0	4 2	16	1	2	0	0	5
3	Matt Able	07:29	0-0	0-0	0-0	0 0 0	1 0	0	0	0	1	0	0
12	Scottie Ebube	01:56	0-0	0-0	0-0	0 0 0	2 0	0	0	0	0	0	2
Team						1 3 4	0	0	0				
Totals			28-55	13-32	7-13	7 29 36	21 19	76	20	16	7	1	0

Shooting By Period	1st FG%	2nd FG%	3PT%	FT%
1st FG%	16-30	53.3%		
2nd FG%	10-21	47.6%		
3PT%	3-7	42.9%		
FT%	12-25	48.0%		
GM FG%	28-55	50.9%		
FT%	7-13	53.8%		

Dead Ball Rebounds: 3, 0

Major Fouls: NONE

OM	ST
3 (1 <sup>st</sup> 19:29)	28 (2 <sup>nd</sup> 13:47)
13 (2 <sup>nd</sup> 7:53)	12 (2 <sup>nd</sup> 13:47)
1	2
1	1
01:21	37:07

Points from Turnovers	OM	ST
25	17	22
Paint	22	28
Second Chance	4	12
Fast Breaks	12	5
Bench	20	19

Period by Period Scoring	1st	2nd	TOT
OM	26	36	62
ST	45	31	76

WF	ST
5 (1 <sup>st</sup> 16:39)	19 (2 <sup>nd</sup> 3:55)
6 (1 <sup>st</sup> 1:25)	8 (2 <sup>nd</sup> 3:55)
5	5
06:21	29:12

Points from Turnovers	WF	ST
10	19	24
Paint	24	38
Second Chance	4	7
Fast Breaks	10	9
Bench	5	19

Major Fouls: Copeland (TF) 2<sup>nd</sup> 3:55#21/21 VIRGINIA 76, #RV/-- NC STATE 61  
GAME 15: JANUARY 3, 2026 ♦ LENOVO CENTERNC STATE 79, BOSTON COLLEGE 71  
GAME 16: JANUARY 6, 2026 ♦ CHESTNUT HILL, MASS.Official Basketball Box Score - Final  
Virginia at NC State  
01/03/26 Lenovo Center, Raleigh  
2025-26 Men's BasketballGame Time: 11:00 AM  
Game Duration: 2:05  
Attendance: 16,144Official Basketball Box Score - Final  
NC State at Boston College  
01/06/26 Silvio O. Conte Arena, Boston  
2025-26 Men's BasketballGame Time: 9:00 PM  
Game Duration: 1:51  
Attendance: 1,892

Officials: Ron Groover, Tony Henderson, Mark Schur

Officials:

Virginia - 76

Record: 12-2 (1-1)

NO.	Name	Min	FG	3P	FT	Rebounds	Fouls	TP	AS	TO	ST	Blocks	+/-
			M-A	M-A	M-A	OR DR TOT	PF FD					BS BA	
28	Thijs De Ridder	F 22:40	4-6	1-2	5-7	3 3 6	2 4	14	1	4	1	0	6
17	Johann Grünloh	C 23:18	1-2	0-1	0-0	1 3 4	3 0	2	0	0	2	0	15
1	Malik Thomas	G 25:24	5-15	3-8	0-0	1 6 7	3 1	13	2	1	0	0	1
5	Sam Lewis	G 25:05	8-12	5-9	2-4	0 0 0	4 2	23	1	4	1	0	0
30	Dallin Hall	G 32:42	2-6	1-5	0-0	2 4 6	2 4	5	4	1	0	0	6
2	Chance Mallory	25:34	2-6	1-5	2-2	0 2 2	2 2	7	4	1	0	0	11
33	Ugonna Onyenso	16:42	0-0	0-0	2-2	1 4 5	1 1	2	1	0	0	1	0
11	Devin Tillis	24:07	4-4	2-2	0-0	1 3 4	1 1	10	1	1	1	0	14
12	Elijah Gertrude	04:29	0-1	0-1	0-0	0 2 2	0 0	0	1	0	0	0	-1
Team						0 0 0	1	0	3				
Totals			26-52	13-33	11-15	9 27 36	19 15	76	14	14	3	3	15

Shooting By Period	1st FG%	2nd FG%	3PT%	FT%
1st FG%	13-26	50.0%		
2nd FG%	8-19	42.1%		
3PT%	6-8	75%		
FT%	13-26	50.0%		
3PT%	5-14	35.7%		
FT%	5-7	71.4%		
GM FG%	26-52	50.0%		
3PT%	13-33	39.4%		
FT%	11-15	73.3%		

Dead Ball Rebounds: 3, 0

Major Fouls: Coach (TF) 2<sup>nd</sup> 16:41

NC State - 61

Record: 10-5 (1-1)

NO.	Name	Min	FG	3P	FT	Rebounds	Fouls	TP	AS	TO	ST	Blocks	+/-
			M-A	M-A	M-A	OR DR TOT	PF FD					BS BA	
1	Darrion Williams	F 31:02	3-8	1-2	0-0	1 4 5	2 0	7	1	2	4	0	-19
22	Ven-Allen Lubin	F 29:43	2-6	0-1	3-4	2 3 5	3 3	7	0	2	0	0	-10
2	Paul McNeil, Jr.	G 29:59	3-7	2-6	5-8	1 3 4	2 4	13	1	0	0	1	-5
7	Alyn Breed	G 24:17	3-7	0-2	6-6	0 0 0	3 3	12	0	1	3	0	-14
11	Quadr Copeland	G 33:57	5-11	2-4	3-4	0 2 2	2 4	15	4	2	1	0	-8
5	Tre Holloman	08:29	0-1	0-1	0-0	0 0 0	0 2	0	1	1	0	0	-8
3	Matt Able	18:10	1-5	0-2	3-3	0 1 1	1 2	5	0	2	1	0	-12
13	Musa Sagnia	13:15	0-2	0-0	0-0	1 0 1	2 0	0	0	0	0	1	-12
21	Terrance Arceneaux	11:01	1-3	0-2	0-0	0 2 2	0 0	2	0	0	0	0	7
Team						2 2 4	0	0	0				
Totals			18-50	5-20	20-25	7 17 24	15 18	61	7	10	9	1	-15

Shooting By Period	1st FG%	2nd FG%	3PT%	FT%
1st FG%	8-20	40.0%		
2nd FG%	1-9	11.1%		
3PT%	3-7	42.9%		
FT%	10-24	41.7%		
3PT%	4-11	36.4%		
FT%	17-18	94.4%		
GM FG%	18-50	36.0%		
3PT%	5-20	25.0%		
FT%	20-25	80.0%		

Dead Ball Rebounds: 3, 1

Major Fouls: NONE

UVA	ST
27 (2 <sup>nd</sup> 6:33)	0 (1 <sup>st</sup> 20:00)
10 (1 <sup>st</sup> 5:30)	11 (2 <sup>nd</sup> 17:09)
0	0
0	0
38:03	00:00

Points from Turnovers	UVA	ST
9	17	22
Paint	22	24
Second Chance	13	8
Fast Breaks	6	13
Bench	19	7

Period by Period Scoring	1st	2nd	TOT
UVA	40	36	76
ST	20	41	61



## GAME 19 - CLEMSON

## GAME NOTES

NC STATE 113, FLORIDA STATE 69  
GAME 17: JANUARY 10, 2026 ♦ TALLAHASSEE, FLA.GEORGIA TECH 78, #RV/-- NC STATE 74  
GAME 18: JANUARY 17, 2026 ♦ LENOVO CENTER

Official Basketball Box Score - Final  
NC State at Florida State  
01/10/26 Donald L. Tucker Center, Tallahassee  
2025-26 ACC Men's Basketball

Game Time: 12:00 PM  
Game Duration: 2:00  
Attendance: 6,917



Official Basketball Box Score - Final  
Georgia Tech at NC State  
01/17/26 Lenovo Center, Raleigh  
2025-26 Men's Basketball

Game Time: 12:00 PM  
Game Duration: 2:12  
Attendance: 16,378

Officials: Lee Cassell, Trey Styons, Christopher Merlo

Officials: Bert Smith, A.J. Dessai, Anthony Eades

## NC State - 113

Record: 12-5 (3-1)

NO.	Name	Min	FG	3P	FT	Rebounds	Fouls	TP	AS	TO	ST	Blocks	+/-
			M-A	M-A	M-A	OR DR TOT	PF FO					BS BA	
1	Darrion Williams	F 32:07	6-15	3-7	5-6	2 8 10	3 5	20	5	2	1	0 1	35
22	Ven-Allen Lubin	F 25:48	6-7	0-0	7-8	2 3 5	2 5	19	0	2	0	4 0	29
2	Paul McNeil, Jr.	G 29:43	7-13	5-10	2-3	2 4 6	2 3	21	1	0	2	1 0	36
7	Alyn Breed	G 17:40	3-5	2-3	0-0	0 1 1	5 0	8	1	0	1	0 1	19
11	Quadir Copeland	G 17:50	4-6	1-2	1-1	1 0 1	2 3	10	6	3	3	0 0	26
3	Matt Able	23:51	5-11	5-7	0-0	1 4 5	4 0	15	2	1	0	0 0	27
21	Terrance Arceneaux	28:55	5-7	2-4	1-1	2 3 5	0 4	13	2	0	4	1 0	31
13	Musa Sagnia	18:42	2-3	1-1	2-4	1 2 3	4 2	7	2	1	0	1 0	15
0	Jordan Snell	02:42	0-1	0-1	0-0	0 0 0	1 0	0	1	0	0	0 0	1
45	Colt Langdon	02:42	0-1	0-0	0-0	0 0 0	0 0	0	0	0	0	0 0	1
Team						0 8 8	0 0	0	0	0	0	0 0	1
Totals			38-69	19-35	18-23	11 33 44	23 22	113	20	9	11	7 2	44

Major Fouls: Copeland (TF) 1<sup>st</sup> 6:42

## Florida State - 69

Record: 7-9 (0-3)

NO.	Name	Min	FG	3P	FT	Rebounds	Fouls	TP	AS	TO	ST	Blocks	+/-
			M-A	M-A	M-A	OR DR TOT	PF FO					BS BA	
7	Chauncey Wiggins	F 28:35	1-7	1-6	0-0	0 3 3	2 0	3	1	0	0	0 1	-26
25	Alex Steen	F 16:47	1-1	0-0	4-4	2 1 3	4 2	6	1	3	0	0 0	-22
1	Martin Somerville	G 25:16	1-7	0-4	0-0	0 5 5	0 0	2	1	3	1	0 2	-27
6	Robert McCray V	G 20:56	4-7	0-1	2-6	0 2 2	5 7	10	1	1	0	0 1	-27
10	Lajae Jones	G 22:20	4-10	1-3	1-1	0 3 3	4 2	10	0	1	2	0 0	-15
3	Thomas Bassong	21:06	5-6	0-0	4-5	1 1 2	4 5	14	0	0	2	0 1	-11
5	Kobe McGee	23:08	2-8	2-6	4-6	0 2 2	0 2	10	1	1	0	0 1	-43
2	Cam Miles	16:55	2-6	0-2	3-5	0 0 0	2 3	7	1	4	0	0 0	-16
4	Shahid Muhammad	11:07	0-1	0-0	2-2	0 1 1	1 1	2	0	0	0	2 0	-16
19	AJ Swinton	08:30	1-2	1-1	0-0	0 0 0	0 0	3	0	0	0	0 1	-17
12	Aller Malik	05:20	1-1	0-0	0-0	1 1 2	0 0	2	1	0	0	0 0	-5
Team						2 0 2	0 0	0	0	0	0	0 0	0
Totals			22-56	5-23	20-29	6 19 25	22 22	69	7	13	5	2 7	-44

Major Fouls: NONE

	NCSU	FSU
Biggest lead	45 (2 <sup>nd</sup> 6:25)	0 (1 <sup>st</sup> 20:00)
Best Scoring Run	17 (2 <sup>nd</sup> 12:49)	8 (2 <sup>nd</sup> 18:27)
Lead Changes	0	
Times Tied	0	
Time with Lead	39:46	00:00

Points from	NCSU	FSU
Turnovers	23	7
Paint	30	30
Second Chance	20	15
Fast Breaks	13	10
Bench	35	38

Period by Period Scoring	1st	2nd	TOT
NCSU	56	57	113
FSU	31	38	69

Shooting By Period	1st FG%	1st FT%	2nd FG%	3PT%	FT%	GM FG%	GM FT%
	17-35 48.6%	11-21 52.4%	21-34 61.8%	8-14 57.1%	7-11 63.6%	38-69 55.1%	19-35 54.3%
						18-23 78.3%	
Dead Ball Rebounds: 6, 2							

## Georgia Tech - 78

Record: 11-8 (2-4)

NO.	Name	Min	FG	3P	FT	Rebounds	Fouls	TP	AS	TO	ST	Blocks	+/-
			M-A	M-A	M-A	OR DR TOT	PF FO					BS BA	
11	Baye Ndongo	F 24:06	2-4	0-0	2-2	0 9 9	4 1	6	2	2	1	1 0	4
14	Kowacie Reeves Jr.	F 37:32	6-13	4-10	5-8	0 5 5	2 6	21	3	2	0	0 1	-1
0	Akal Fleming	G 33:18	5-11	2-4	4-4	3 4 7	1 3	16	0	5	1	0 2	5
1	Lamar Washington	G 33:00	7-12	1-3	3-9	0 5 5	3 6	18	3	4	2	0 2	-3
3	Jaeden Mustaf	G 38:26	5-9	1-2	0-5	2 8 10	3 3	11	2	3	1	1 1	6
7	Chas Kelley III	14:35	1-2	1-2	0-0	0 1 1	2 0	3	1	0	0	0 0	9
8	Cole Krouac	14:35	0-0	0-0	0-0	1 2 3	2 0	0	0	0	0	0 0	1
12	Kam Craft	04:28	1-1	1-1	0-0	0 0 0	1 0	3	0	0	0	0 0	-1
Team						2 1 3	0 0	0	1				
Totals			27-52	10-22	14-28	8 35 43	18 19	78	11	17	5	2 6	4

Dead Ball Rebounds: 6, 0

## NC State - 74

Record: 12-6 (3-2)

NO.	Name	Min	FG	3P	FT	Rebounds	Fouls	TP	AS	TO	ST	Blocks	+/-
			M-A	M-A	M-A	OR DR TOT	PF FO					BS BA	
1	Darrion Williams	F 30:26	2-11	1-6	2-2	0 4 4	2 2	7	5	2	4	0 1	-14
22	Ven-Allen Lubin	F 30:49	5-9	0-0	2-6	3 4 7	3 3	12	2	1	0	3 0	-11
2	Paul McNeil, Jr.	G 27:52	3-11	3-10	3-4	1 2 3	2 2	12	0	0	0	1 0	-9
7	Alyn Breed	G 21:14	2-4	2-2	1-2	0 1 1	3 2	7	2	0	2	0 1	-1
11	Quadir Copeland	G 28:40	6-17	3-8	1-3	2 4 6	4 3	16	6	3	3	0 0	8
3	Matt Able	16:23	1-3	1-3	2-2	0 3 3	3 2	5	1	1	0	0 0	10
21	Terrance Arceneaux	17:12	1-1	1-1	0-0	1 5 6	0 1	3	1	0	2	0 0	-9
5	Tre Holloman	18:13	1-4	1-3	3-4	0 1 1	2 2	6	1	1	2	2 0	-1
13	Musa Sagnia	09:11	2-2	0-0	2-2	0 1 1	0 1	6	0	1	0	0 0	7
Team						2 0 2	0 0	0	0				
Totals			23-62	12-33	16-25	9 25 34	19 18	74	18	9	13	6 2	-4

Major Fouls: NONE

	GT	ST
Biggest lead	8 (1 <sup>st</sup> 11:14)	8 (2 <sup>nd</sup> 12:15)
Best Scoring Run	12 (1 <sup>st</sup> 13:42)	12 (2 <sup>nd</sup> 18:08)
Lead Changes	5	
Times Tied	2	
Time with Lead	21:39	15:29

Points from	GT	ST
Turnovers	9	20
Paint	28	22
Second Chance	11	9
Fast Breaks	13	14
Bench	6	20

Period by Period Scoring	1st	2nd	TOT
GT	34	44	78
ST	35	39	74

NC STATE AT CLEMSON  
GAME 19: JANUARY 20, 2026 ♦ CLEMSON, S.C.NC STATE AT PITT  
GAME 20: JANUARY 24, 2026 ♦ PITTSBURGH, PA.



# WILL WADE

## HEAD COACH

Clemson '05  
1st Season at NC State  
12th Season Overall  
Family: Lauren Deason (wife), Caroline (daughter)

### CAREER RECORD // YEAR BY YEAR

YEAR	OVERALL W-L / %		CONF. W-L / %		NOTES
CHATTANOOGA (2013-2015)					
2013-14	18-15	.545	12-4	.750	2nd in SoCon / CIT First Round
2014-15	22-10	.688	15-3	.833	2nd in SoCon
VCU (2015-2017)					
2015-16	25-11	.694	14-4	.778	T-1st in A-10 / NCAA Rd of 32
2016-17	26-9	.743	14-4	.778	2nd in A-10/NCAA Rd of 64
LSU (2017-2022)					
2017-18	18-15	.545	8-10	.444	T-9th in SEC / NIT Second Rd
2018-19	25-5*	.833	15-2	.882	1st in SEC / NCAA Sweet 16
2019-20	21-10	.677	12-6	.667	T-2nd in SEC / All postseason canceled
2020-21	19-10	.655	11-6	.647	3rd in SEC / NCAA Rd of 32
2021-22	22-11**	.667	9-9	.500	T-5th in SEC / NCAA Rd of 64
MCNEESE (2023-2025)					
2023-24	22-2***	.917	17-1	.944	1st in Southland / NCAA Rd of 64
2024-25	28-7	.800	19-1	.950	1st in Southland / NCAA Rd of 32
NC STATE (2025-PRES.)					
2025-26	12-6	.667	3-2	.600	
TOTAL	258-111	.699	149-52	.741	
NC State	12-6	.667	3-2	.600	
Chattanooga	40-25	.615	27-7	.794	
VCU	51-20	.718	28-8	.778	
LSU	105-51	.673	55-33	.625	
McNeese	50-9	.847	36-2	.947	

\* - was suspended final five games of 2018-19 season  
\*\* - was fired on March 12, 2022 from LSU after SEC Tournament and did not coach in NCAA Tournament loss  
\*\*\* - was suspended first 10 games of the 2023-24 season

### NC STATE RECORD // HOME-ROAD-NEUTRAL

	W	L	%
HOME AT NC STATE	8	3	.727
ROAD AT NC STATE	2	1	.667
NEUTRAL AT NC STATE	2	2	.500
TOTAL	12	6	.667

### NC STATE RECORD // TOURNAMENT-OVERTIME

	RECORD
IN CONFERENCE TOURNAMENT (AT NC STATE)	
IN NCAA TOURNAMENT (AT NC STATE)	
IN OVERTIME (AT NC STATE)	0-1 (.000)

### CONFERENCE CHAMPIONSHIPS (6)

- » Atlantic 10 regular season (2016)
- » SEC regular season (2019)
- » Southland tournament (2024, 2025)
- » Southland regular season (2024, 2025)

### CAREER HIGHLIGHTS

- » 2025 Southland Conference Coach of the Year
- » 2024 Southland Conference Coach of the Year
- » 2024 NABC District 22 Coach of the Year
- » 2014 Southern Conference Coach of the Year

### NOTES

- » Announced as head coach of the NC State men's basketball program on March 23, 2025.
- » In 11 years as head coach he has led his programs to seven NCAA Tournament berths, including appearances in the last five.
- » His teams have finished first or second in the final regular season conference standings in eight of 11 seasons. Only once in 11 seasons has his team not finished in the top-five of the final regular season conference standings.
- » Wade spent the past two seasons at McNeese, where he led the Cowboys to back-to-back Southland Conference regular season and tournament championships and was named the Southland Conference Coach of the Year both seasons. He compiled a 50-9 record at McNeese, including a 33-1 home record.
- » He left McNeese as the winningest coach in Southland Conference history in terms of winning percentage with a .947 mark (36-2) in regular season conference contests.
- » He served as head coach at LSU for five seasons (2017-2022), leading the Tigers to a Southeastern Conference regular season championship in 2019. LSU advanced to four post-season tournaments (including consecutive NCAA Tournaments in 2019, 2021 and 2022) during his tenure and in 2021 advanced to the SEC Tournament championship game for the first time since 1993.
- » In his last four seasons (2019-22) with the Tigers, his squads won 48 regular season SEC games, tied for the second-most of any team over that period.
- » LSU won 20 games or more in three of his five seasons and Wade finished his time at LSU with a record of 105-51, including a 55-33 SEC mark during that time. His 105 wins ranked him as the fourth-winningest coach in LSU Basketball history.
- » Wade spent two seasons at VCU, where he directed the Rams to a 51-20 record and two NCAA Tournament appearances in 2015-2016 and 2016-2017. His 2016 squad advanced to the second round of the tournament, defeating seventh-seed Oregon State before losing to Oklahoma.
- » The Rams posted a 28-8 league record over his two years in the Atlantic 10, posting 14-4 records both years. The team was 25-11 in 2016 and earned a share of the Atlantic 10 Conference regular season crown. The 2017 team won 26 games and finished second in the league.
- » Wade began his head coaching career as the head coach at Chattanooga for the 2013-14 and 2014-15 seasons. He finished his two seasons with the Mocs with a record of 40-25 and 27-7 in league play.



# 0 JORDAN SNELL

GUARD · SENIOR · 6-3 · 195 LBS. · CARY, NC · PANTHER CREEK

## SEASON STATS

PPG	RPG	APG	FG%	3FG%	FT%
1.0	0.2	0.3	33.3	40.0	0.0

## JAMES' SINGLE-GAME BEST

<b>POINTS</b>	
Season	3 (2x), last vs Liberty (12/10/25)
Career	3 (3x), last vs Liberty (12/10/25)
ACC	

<b>REBOUNDS</b>	
Season	1, vs Liberty (12/10/25)
Career	1 (3x), last vs Liberty (12/10/25)
ACC	1, at Boston College (2/11/23)

<b>FG MADE</b>	
Season	1 (2x), last vs Liberty (12/10/25)
Career	1 (3x), last vs Liberty (12/10/25)
ACC	

<b>FG ATTEMPTED</b>	
Season	3, vs. NC Central (11/3/25)
Career	3, vs. NC Central (11/3/25)
ACC	1 (3x), last at Florida State (1/10/26)

<b>3FG MADE</b>	
Season	1 (2x), last vs Liberty (12/10/25)
Career	1 (3x), last vs Liberty (12/10/25)
ACC	

<b>3FG ATTEMPTED</b>	
Season	2, vs. NC Central (11/3/25)
Career	2, vs. NC Central (11/3/25)
ACC	

<b>FT MADE</b>	
Season	
Career	1, vs. William & Mary (11/29/22)
ACC	

<b>FT ATTEMPTED</b>	
Season	
Career	2, vs. William & Mary (11/29/22)
ACC	

<b>ASSISTS</b>	
Season	1 (2x), last at Florida State (1/10/26)
Career	1 (2x), last at Florida State (1/10/26)
ACC	1, at Florida State (1/10/26)

<b>STEALS</b>	
Season	
Career	
ACC	

<b>BLOCKS</b>	
Season	
Career	1, vs. Coppin State (12/6/22)
ACC	

<b>MINUTES</b>	
Season	4, vs Liberty (12/10/25)
Career	4, vs Liberty (12/10/25)
ACC	3, at Florida State (1/10/26)

## MISC. STATS

Games with 10+ points	0
Games with 20+ points	0
Games with 10+ rebounds	0
Games with 3+ assists	0
Games with 2+ steals	0
Games with 2+ blocks	0
Double-Doubles	0
Games led NCSU in points	0
Games led NCSU in rebounds	0
Games led NCSU in assists	0
Games led NCSU in steals	0
Games led NCSU in blocks	0

## NOTING SNELL

- » Dished out his first career assist in the win over Texas Southern on Dec. 17
- » ACC Honor Roll selection last two seasons
- » Appeared in 20 games in his career
- » Made collegiate debut on 11/7/22 vs. Austin Peay and made first career field goal attempt, making a three-pointer in closing minutes of the game.
- » Attended Panther Creek High School in Cary for final two years of high school ... Averaged 12 points, four assists and two rebounds per game as a senior at Panther Creek ... Helped lead the Catamounts to a 23-8 record and to the school's first ever NCHSAA 4A State Championship game appearance ... Named First-Team All-Conference
- » Son of Steve Snell, former director of operations/assistant coach for men's basketball at NC State, and Ann Snell ... Mother was a 2019 inductee into the Rio Grande Hall of Fame for her basketball career
- » Cousins with NBA players Stephen and Seth Curry
- » Born in New Orleans, La., but grew up all over the country, including Denver, Colo., San Jose, Calif., and Pickerington, Ohio.

## 2025-26 GAME-GAME STATS

Opponent	Date	GS	MIN	Total		3-Pointers		Free throws		Rebounds				PF	A	TO	BLK	STL	PTS	AVG
				FG-FGA	PCT	3FG-3FGA	PCT	FT-FTA	PCT	OFF	DEF	TOT	AVG							
N.C. Central	11/03/2025		03:10	1-3	.333	1-2	.500	0-0	.000	0	0	0	0.0	0	0	0	0	0	3	3.0
UAB	11/07/2025		00:55	0-0	.000	0-0	.000	0-0	.000	0	0	0	0.0	0	0	0	0	0	0	1.5
UNC Greensboro	11/12/2025		01:26	0-0	.000	0-0	.000	0-0	.000	0	0	0	0.0	0	0	0	0	0	0	1.0
Liberty	12/10/2025		03:41	1-1	1.000	1-1	1.000	0-0	.000	0	1	1	0.3	0	0	0	0	0	3	1.5
Texas Southern	12/17/2025		02:49	0-1	.000	0-1	.000	0-0	.000	0	0	0	0.2	0	1	0	0	0	0	1.2
at Florida St.	01/10/2026		02:42	0-1	.000	0-1	.000	0-0	.000	0	0	0	0.2	1	1	0	0	0	0	1.0
<b>Totals</b>		<b>0</b>	<b>14:43</b>	<b>2-6</b>	<b>.333</b>	<b>2-5</b>	<b>.400</b>	<b>0-0</b>	<b>.000</b>	<b>0</b>	<b>1</b>	<b>1</b>	<b>0.2</b>	<b>1</b>	<b>2</b>	<b>0</b>	<b>0</b>	<b>0</b>	<b>6</b>	<b>1.0</b>

## SNELL CAREER STATS

SEASON	TEAM	GP-GS	MIN/AVG	FG-FGA	FG%	3FG-3FGA	3FG%	FT-FTA	FT%	OFF	DEF	TOT	AVG	PF-FO	A	TO	BLK	STL	PTS	AVG
2022-23	NCSU	10-0	15/1.5	1-3	.333	1-1	1.000	1-2	.500	1	1	2	0.2	0-0	0	1	1	0	4	0.4
2023-24	NCSU	6-0	7/1.2	0-1	.000	0-0	.000	0-0	.000	0	1	1	0.2	1-0	0	0	0	0	0	0.0
2024-25	NCSU	4-0	4/1.1	1-1	1.000	0-0	.000	0-0	.000	0	1	1	0.3	0-0	0	1	0	0	2	0.5
2025-26	NCSU	6-0	15/2.5	2-6	.333	2-5	.400	0-0	.000	0	1	1	0.2	1-0	2	0	0	0	6	1.0
<b>TOTAL</b>		<b>26-0</b>	<b>41/1.6</b>	<b>4-11</b>	<b>.364</b>	<b>3-6</b>	<b>.500</b>	<b>1-2</b>	<b>.500</b>	<b>1</b>	<b>4</b>	<b>5</b>	<b>0.2</b>	<b>2-0</b>	<b>2</b>	<b>2</b>	<b>1</b>	<b>0</b>	<b>12</b>	<b>0.5</b>



@PACKMENSBALL



# 1 DARRION WILLIAMS

FORWARD • SENIOR • 6-6 • 225 LBS. • SACRAMENTO, CA • BISHOP GORMAN (NEVADA/TEXAS TECH)

## SEASON STATS

PPG	RPG	APG	FG%	3FG%	FT%
14.2	5.5	3.4	43.5	40.7	78.0

## WILLIAMS' SINGLE-GAME BEST

### POINTS

Season.....32, vs UNCG (11/12/25)  
Career.....32, vs UNCG (11/12/23)  
ACC.....22, at Boston College (1/6/26)

### REBOUNDS

Season.....10 (3x), last at Florida State (1/10/26)  
Career.....14, vs. Texas A&M-Corpus Christi (11/16/23)  
ACC.....10, at Florida State (1/10/26)

### FG MADE

Season.....12, vs UNCG (11/12/25)  
Career.....12 (2x), last vs UNCG (11/12/25)  
ACC.....8, at Boston College (1/6/26)

### FG ATTEMPTED

Season.....19, vs UNCG (11/12/25)  
Career.....26, vs. Arkansas (3/27/25)  
ACC.....18, at Boston College (1/6/26)

### 3FG MADE

Season.....6, vs UNCG (11/12/25)  
Career.....6, vs UNCG (11/12/25)  
ACC.....4, at Boston College (1/6/26)

### 3FG ATTEMPTED

Season.....9, vs Kansas (12/13/25)  
Career.....10 (2x), last vs. Arkansas (3/27/25)  
ACC.....7 (2x), last at Florida State (1/10/26)

### FT MADE

Season.....8, vs VCU (11/17/25)  
Career.....9, at Utah (1/4/25)  
ACC.....5, at Florida State (1/10/26)

### FT ATTEMPTED

Season.....9, vs VCU (11/17/25)  
Career.....12, at Utah (1/4/25)  
ACC.....6, at Florida State (1/10/26)

### ASSISTS

Season.....8, vs. NC Central (11/3/25)  
Career.....11, vs. Northwestern State (11/8/24)  
ACC.....5 (2x), last vs Georgia Tech (1/17/26)

### STEALS

Season.....4 (3x), last vs Georgia Tech (1/17/26)  
Career.....5, at Oklahoma State (3/5/24)  
ACC.....4 (2x), last vs Georgia Tech (1/17/26)

### BLOCKS

Season.....1 (4x), last at Boston College (1/6/26)  
Career.....3 (2x), last at Houston (2/1/25)  
ACC.....1 (2x), last at Boston College (1/6/26)

### MINUTES

Season.....33, vs VCU (11/17/25)  
Career.....44, vs. Arizona State (2/12/25)  
ACC.....32, (2x), last at Florida State (1/10/26)

## MISC. STATS

Games with 10+ points	64
Games with 20+ points	13
Games with 10+ rebounds	24
Games with 3+ assists	61
Games with 2+ steals	42
Games with 2+ blocks	8
Double-Doubles	14
Games led NCSU in points	4
Games led NCSU in rebounds	4
Games led NCSU in assists	1
Games led NCSU in steals	4
Games led NCSU in blocks	3

## NOTING WILLIAMS

- » Scored a career-high 32 points and grabbed 10 boards to record his first double-double for NC State against UNCG on Nov. 12 ... made a career-high six treys on eight attempts
- » Led the Pack in the season opener against NC Central with 19 points on over 50 percent shooting from all areas of the floor ... dished out eight assists and grabbed four rebounds in 24 minutes
- » Had started 108 consecutive games ... Didn't start first three games of career and then moved into starting lineup for fourth game at Nevada and has started every game since
- » Transferred to NC State in summer of 2025 ... Spent last two seasons at Texas Tech and freshman season at Nevada
- » Named ACC Preseason Player of the Year in voting of ACC media panel
- » **Other Preseason Accolades:** Jon Rothstein's Preseason First-Team All-American, The Athletic Preseason Second-Team All-American, CBS Sports Preseason Third-Team All-American, ESPN's Jay Bilas Preseason Third-Team All-American, SBNation Preseason Third-Team All-American, NABC DI Player of the Year Preseason Watch List, Julius Erving Small Forward of the Year Top 20 Preseason Watch List
- » Is top Incoming transfer portal player in the ACC by 247Sports and On3
- » All-Big 12 First Team Selection last season at Texas Tech ... Averaged 15.1 points, 5.5 rebounds, 3.6 assists and 1.3 steals per game
- » Led the Red Raiders by averaging 21.0 points in four NCAA Tournament games, including leading the team with 23 points against eventual national champion Florida and scored a season-high 28 points in the win over Drake in the second round
- » Had 27 double-figure scoring games, including nine games of 20 or more points.
- » Named Associated Press National Player of the Week on 2/20/24 after scoring career-high 30 points in 79-50 win over sixth-ranked Kansas ... went 12-for-12 from the field, including 4-of-4 from three-point range ... 12-for-12 field goal performance established a program record and matched the Big 12 record for most field goals without a miss.
- » Started collegiate career at Nevada and was named Mountain West Freshman of the Year

## 2025-26 GAME-GAME STATS

Opponent	Date	GS	MIN	Total		3-Pointers		Free throws		Rebounds				PF	A	TO	BLK	STL	PTS	AVG	
				FG-FGA	PCT	3FG-3FGA	PCT	FT-FTA	PCT	OFF	DEF	TOT	AVG								
N.C. Central	11/03/2025	*	23:52	7-10	.700	4-6	.667	1-2	.500	3	8	1	4	4.0	3	8	1	0	0	19	19.0
UAB	11/07/2025	*	27:31	5-10	.500	1-3	.333	3-3	1.000	2	2	4	4.0	1	4	0	0	1	14	16.5	
UNC Greensboro	11/12/2025	*	28:49	12-19	.632	6-8	.750	2-2	1.000	1	9	10	6.0	3	2	1	0	4	32	21.7	
VCU	11/17/2025	*	33:06	9-15	.600	2-4	.500	8-9	.889	2	5	7	6.3	2	2	3	0	1	28	23.3	
vs Seton Hall	11/24/2025	*	29:03	4-8	.500	2-4	.500	2-2	1.000	2	4	6	6.2	4	2	1	0	0	12	21.0	
vs Boise St.	11/25/2025	*	29:45	7-13	.538	2-5	.400	0-0	.000	1	2	3	5.7	5	1	2	0	0	16	20.2	
vs Texas	11/26/2025	*	32:28	3-10	.300	2-5	.400	2-4	.500	0	4	4	5.4	5	3	1	0	0	10	18.7	
at Auburn	12/03/2025	*	32:48	4-11	.364	1-5	.200	2-2	1.000	1	1	2	5.0	2	3	2	0	0	11	17.8	
UNC Asheville	12/06/2025	*	29:06	4-6	.667	0-2	.000	0-0	.000	0	3	3	4.8	3	6	1	1	0	8	16.7	
Liberty	12/10/2025	*	18:37	3-9	.333	1-3	.333	2-2	1.000	1	7	8	5.1	2	3	1	1	1	9	15.9	
Kansas	12/13/2025	*	34:08	7-17	.412	3-9	.333	0-1	.000	4	6	10	5.5	0	4	1	0	0	17	16.0	
vs Ole Miss	12/21/2025	*	27:37	0-8	.000	0-4	.000	1-2	.500	1	3	4	5.4	3	3	3	0	0	1	14.8	
Wake Forest	12/31/2025	*	20:48	3-12	.250	2-6	.333	0-0	.000	0	6	6	5.5	4	4	0	1	1	8	14.2	
Virginia	01/03/2026	*	31:02	3-8	.375	1-2	.500	0-0	.000	1	4	5	5.4	2	1	2	0	4	7	13.7	
at Boston College	01/06/2026	*	33:51	8-18	.444	4-7	.571	2-4	.500	1	3	4	5.3	3	2	1	1	1	22	14.3	
at Florida St.	01/10/2026	*	32:07	6-15	.400	3-7	.429	5-6	.833	2	8	10	5.6	3	5	2	0	1	20	14.6	
Georgia Tech	01/17/2026	*	30:26	2-11	.182	1-6	.167	2-2	1.000	0	4	4	5.5	2	5	2	0	4	7	14.2	
Totals			17	495:04	87-200	.435	35-86	.407	32-41	.780	22	72	94	5.5	47	58	24	4	18	241	14.2

## WILLIAMS CAREER STATS

SEASON	TEAM	GP-GS	MIN/AVG	FG-FGA	FG%	3FG-3FGA	3FG%	FT-FTA	FT%	OFF	DEF	TOT	AVG	PF-FO	A	TO	BLK	STL	PTS	AVG
2022-23	Nevada	33-30	1006/30.5	91-220	.414	35-98	.357	35-44	.795	40	200	240	7.3	85-3	90	30	11	47	252	7.6
2023-24	TTU	33-33	1078/32.7	131-265	.494	44-96	.458	70-80	.875	63	185	248	7.5	77-2	82	54	11	38	376	11.4
2024-25	TTU	34-34	1021/30.0	186-424	.439	48-141	.340	92-110	.836	55	131	186	5.5	74-1	123	64	13	43	512	15.1
2025-26	NCSU	17-17	495/29.1	87-200	.435	35-86	.407	32-41	.780	22	72	94	5.5	47-2	58	24	4	18	241	14.2
<b>TOTAL FOR NCSU</b>		<b>17-17</b>	<b>495/29.1</b>	<b>87-200</b>	<b>.435</b>	<b>35-86</b>	<b>.407</b>	<b>32-41</b>	<b>.780</b>	<b>22</b>	<b>72</b>	<b>94</b>	<b>5.5</b>	<b>47-2</b>	<b>58</b>	<b>24</b>	<b>4</b>	<b>18</b>	<b>241</b>	<b>14.2</b>
<b>TOTAL</b>		<b>117-114</b>	<b>3600/30.8</b>	<b>495-1109</b>	<b>.446</b>	<b>162-421</b>	<b>.385</b>	<b>229-275</b>	<b>.833</b>	<b>180</b>	<b>588</b>	<b>768</b>	<b>6.6</b>	<b>283-8</b>	<b>353</b>	<b>172</b>	<b>39</b>	<b>146</b>	<b>1381</b>	<b>11.8</b>



@PACKMENSBALL





2 PAUL McNEIL, JR.

GUARD · SOPHOMORE · 6-5 · 190 LBS. · ROCKINGHAM, NC · RICHMOND SENIOR

SEASON STATS

PPG	RPG	APG	FG%	3FG%	FT%
13.9	4.2	1.0	42.4	41.0	80.6

McNEIL'S SINGLE-GAME BEST

POINTS	
Season	47, vs Texas Southern (12/17/25)
Career	47, vs Texas Southern (12/17/25)
ACC	24, vs. Wake Forest (2/22/25)

REBOUNDS	
Season	10, vs Texas Southern (12/17/25)
Career	10, vs Texas Southern (12/17/25)
ACC	6, at Florida State (1/10/26)

FG MADE	
Season	12, vs Texas Southern (12/17/25)
Career	12, vs Texas Southern (12/17/25)
ACC	8, vs. Wake Forest (2/22/25)

FG ATTEMPTED	
Season	18, vs Texas Southern (12/17/25)
Career	18, vs Texas Southern (12/17/25)
ACC	13 (2x), last at Florida State (1/10/26)

3FG MADE	
Season	11, vs Texas Southern (12/17/25)
Career	11, vs Texas Southern (12/17/25)
ACC	5, at Florida State (1/10/26)

3FG ATTEMPTED	
Season	17, vs Texas Southern (12/17/25)
Career	17, vs Texas Southern (12/17/25)
ACC	10 (2x), last vs Georgia Tech (1/17/26)

FT MADE	
Season	12, vs Texas Southern (12/17/25)
Career	12, vs Texas Southern (12/17/25)
ACC	5 (3x), last vs Virginia (1/3/26)

FT ATTEMPTED	
Season	12, vs Texas Southern (12/17/25)
Career	12, vs Texas Southern (12/17/25)
ACC	8, vs Virginia (1/3/26)

ASSISTS	
Season	3 (3x), last at Boston College (1/6/26)
Career	3 (5x), last at Boston College (1/6/26)
ACC	3 (4x), last at Boston College (1/6/26)

STEALS	
Season	2 (4x), last at Florida State (1/10/26)
Career	2 (5x), last at Florida State (1/10/26)
ACC	2 (3x), last at Florida State (1/10/26)

BLOCKS	
Season	1 (6x), last vs Georgia Tech (1/17/26)
Career	1 (8x), last vs Georgia Tech (1/17/26)
ACC	1 (5x), last vs Georgia Tech (1/17/26)

MINUTES	
Season	38, vs. Texas (11/26/25)
Career	38, vs. Texas (11/26/25)
ACC	33, at Boston College (1/6/26)

MISC. STATS

Games with 10+ points	12
Games with 20+ points	5
Games with 10+ rebounds	1
Games with 3+ assists	6
Games with 2+ steals	5
Games with 2+ blocks	0
Double-Doubles	1
Games led NCSU in points	5
Games led NCSU in rebounds	3
Games led NCSU in assists	2
Games led NCSU in steals	4
Games led NCSU in blocks	2

NOTING McNEIL, JR.

- » Earned USBWA Oscar Robertson National Player and ACC Player of the Week honors on Dec. 22 after a career performance against Texas Southern where he posted a career highs in points (47) and rebounds (10) while setting the program record for made treys (11) ... finished the week averaging 33 points and eight rebounds with 17 made shots from beyond the arc
- » Had a career outing against Texas Southern on Dec. 17 as he finished with a career high 47 points and 10 boards to record his first double-double ... went 11-for-17 from the arc to set the single game program record and his 47 points marked the fifth most in a game for the Wolfpack in program history in addition to being the most points scored by an ACC player since 1991 ... his points marked the second most by a D1 player this season and his 11 treys tied for the most by a D1 player this season
- » Finished with 16 points on 50 percent shooting from all areas of the floor in the season opener against NC Central on Nov. 3
- » Only scholarship player to return from last season's NC State (one of just two returnees overall from last year's team)
- » Appeared in 24 games, making three starts last season for the Pack ... Averaged 4.2 points, 1.3 rebounds and 0.8 assists per game
- » Shot 35.6 percent (16-of-45) from three-point range ... Made multiple three-pointers in five games, all five games occurred in the last month of the 2024-25 season
- » Scored in double figures in four of the last eight games of his freshman season
- » Scored season-high 24 points on 8-of-13 shooting, including 4-of-7 from three-point range in win over Wake Forest on Feb. 22 ... 24 points tied for the most by an NC State player in the 2024-25 season.
- » Consensus four-star recruit in Class of 2024 ... No. 45 overall recruit by ESPN, No. 49 overall by Rivals, No. 66 overall by On3 and No. 77 overall by 247Sports
- » Finished high school career with 2,448 points ... Richmond Senior's all-time leading scorer and graduated 14th on the North Carolina High School Athletic Association (NCHSAA) all-time scoring list
- » Set NCHSAA single-game scoring record on Jan. 16, 2024, scoring 71 points as Richmond Senior beat Lee County, 118-52 ... Previous record of 67 points had stood since 1950 (Clayton's Bob Poole) ... Shot 28-of-49 in game, setting another single-game record for most field goals in a single game ... Previous record of 25 was done twice, most recently in 1982


2025-26 GAME-GAME STATS

Opponent	Date	GS	MIN	Total		3-Pointers		Free throws		Rebounds				PF	A	TO	BLK	STL	PTS	AVG	
				FG-FGA	PCT	3FG-3FGA	PCT	FT-FTA	PCT	OFF	DEF	TOT	AVG								
N.C. Central	11/03/2025	*	26:43	5-10	.500	4-7	.571	2-3	.667	1	3	4	4.0	0	0	0	0	1	16	16.0	
UAB	11/07/2025	*	26:18	6-11	.545	3-8	.375	3-4	.750	0	4	4	4.0	1	3	0	0	1	18	17.0	
UNC Greensboro	11/12/2025	*	31:49	8-16	.500	6-13	.462	5-5	1.000	0	5	5	4.3	2	2	0	1	0	27	20.3	
VCU	11/17/2025	*	27:56	0-4	.000	0-4	.000	0-0	.000	1	8	9	5.5	2	3	1	1	1	0	15.3	
vs Seton Hall	11/24/2025	*	28:54	2-9	.222	1-5	.200	4-4	1.000	1	2	3	5.0	3	1	0	0	0	9	14.0	
vs Boise St.	11/25/2025	*	20:04	3-8	.375	2-5	.400	2-2	1.000	0	2	2	4.5	2	0	0	0	0	10	13.3	
vs Texas	11/26/2025	*	38:24	6-11	.545	3-6	.500	5-6	.833	0	3	3	4.3	2	0	1	0	2	20	14.3	
at Auburn	12/03/2025	*	25:47	3-9	.333	1-5	.200	0-0	.000	1	3	4	4.3	1	2	0	0	2	7	13.4	
UNC Asheville	12/06/2025	*	18:20	1-6	.167	1-6	.167	0-0	.000	0	5	5	4.3	2	0	1	0	0	3	12.2	
Liberty	12/10/2025	*	17:04	2-4	.500	2-4	.500	0-0	.000	1	1	2	4.1	2	0	1	0	1	6	11.6	
Kansas	12/13/2025	*	17:47	1-7	.143	1-5	.200	1-3	.333	1	1	2	3.9	0	0	0	0	1	4	10.9	
Texas Southern	12/17/2025	*	26:53	12-18	.667	11-17	.647	12-12	1.000	4	6	10	4.4	1	0	0	0	1	47	13.9	
vs Ole Miss	12/21/2025	*	30:33	6-12	.500	6-12	.500	1-3	.333	1	5	6	4.5	1	2	1	0	0	19	14.3	
Wake Forest	12/31/2025	*	25:42	3-6	.500	2-5	.400	5-5	1.000	0	2	2	4.4	0	0	0	1	2	13	14.2	
Virginia	01/03/2026	*	29:59	3-7	.429	2-6	.333	5-8	.625	1	3	4	4.3	2	1	0	1	0	13	14.1	
at Boston College	01/06/2026	*	33:07	2-10	.200	2-6	.333	0-0	.000	0	2	2	4.2	0	3	0	0	1	6	13.6	
at Florida St.	01/10/2026	*	29:43	7-13	.538	5-10	.500	2-3	.667	2	4	6	4.3	2	1	0	1	2	21	14.1	
Georgia Tech	01/17/2026	*	27:52	3-11	.273	3-10	.300	3-4	.750	1	2	3	4.2	2	0	0	1	0	12	13.9	
Totals			17	482:55	73-172	.424	55-134	.410	50-62	.806	15	61	76	4.2	25	18	5	6	15	251	13.9

McNEIL JR'S CAREER STATS

SEASON	TEAM	GP-GS	MIN/AVG	FG-FGA	FG%	3FG-3FGA	3FG%	FT-FTA	FT%	OFF	DEF	TOT	AVG	PF-FO	A	TO	BLK	STL	PTS	AVG
2024-25	NCSU	24-3	208/8.7	33-75	.440	16-45	.356	19-25	.760	17	15	32	1.3	17-0	19	7	2	6	101	4.2
2025-26	NCSU	18-17	483/26.8	73-172	.424	55-134	.410	50-62	.806	15	61	76	4.2	25-0	18	5	6	15	251	13.9
TOTAL		42-20	691/16.5	106-247	.429	71-179	.397	69-87	.793	32	76	108	2.6	42-0	37	12	8	21	352	8.4





3 MATT ABLE

GUARD · FRESHMAN · 6-6 · 205 LBS. · BALTIMORE, MD · SAGEMONT PREP

SEASON STATS

PPG	RPG	APG	FG%	3FG%	FT%
8.4	3.2	1.1	40.9	37.5	80.8

ABLE'S SINGLE-GAME BEST

**POINTS**  
Season ..... 15 (2x), last at Florida State (1/10/26)  
ACC ..... 15, at Florida State (1/10/26)

**REBOUNDS**  
Season ..... 7, vs. NC Central (11/3/25)  
ACC ..... 6, at Boston College (1/6/26)

**FG MADE**  
Season ..... 6, vs. Seton Hall (11/24/25)  
ACC ..... 5, at Florida State (1/10/26)

**FG ATTEMPTED**  
Season ..... 12, vs. Seton Hall (11/24/25)  
ACC ..... 11, at Florida State (1/10/26)

**3FG MADE**  
Season ..... 5, at Florida State (1/10/26)  
ACC ..... 5, at Florida State (1/10/26)

**3FG ATTEMPTED**  
Season ..... 8, vs. NC Central (11/3/25)  
ACC ..... 7, at Florida State (1/10/26)

**FT MADE**  
Season ..... 4 (2x), last vs Liberty (12/10/25)  
ACC ..... 3, vs Virginia (1/3/26)

**FT ATTEMPTED**  
Season ..... 5, vs Liberty (12/10/25)  
ACC ..... 3, vs Virginia (1/3/26)

**ASSISTS**  
Season ..... 4, vs. NC Central (11/3/25)  
ACC ..... 2 (2x), last at Florida State (1/10/26)

**STEALS**  
Season ..... 5, vs. Boise State (11/25/25)  
ACC ..... 2, at Boston College (1/6/26)

**BLOCKS**  
Season ..... 2, vs UNC Asheville (12/6/35)  
ACC .....

**MINUTES**  
Season ..... 27, vs. NC Central (11/3/25)  
ACC ..... 32, at Boston College (1/6/26)

MISC. STATS

Games with 10+ points ..... 8  
Games with 20+ points ..... 0  
Games with 10+ rebounds ..... 0  
Games with 3+ assists ..... 1  
Games with 2+ steals ..... 6  
Games with 2+ blocks ..... 1  
Double-Doubles ..... 0  
Games led NCSU in points ..... 1  
Games led NCSU in rebounds ..... 2  
Games led NCSU in assists ..... 0  
Games led NCSU in steals ..... 5  
Games led NCSU in blocks ..... 4

NOTING ABLE

- » Tied a career high of 15 points at Florida State on 1/10// made a career high five treys on seven attempts
- » Grabbed a career high five steals in the win over Boise State on Nov. 25 to become the first freshman since Lavar Batts, Jr. (2017-18) to do so during their rookie campaign
- » Scored a career high 15 points on 50-percent shooting from the floor against Seton Hall on Nov. 24 ... also posted a career high two blocks
- » Made his debut for the Pack against NC Central ... posted 14 points and grabbed half as many boards with four assists and two steals
- » Was standout player on the 2025 summer camp circuit, playing at many NBA players prospect camps ... Starred at the Donovan Mitchell, CP3 (Chris Paul) and Jayson Tatum Camps and was named MVP at the Formula Zero Camp hosted by Damian Lillard
- » Consensus four-star recruit in Class of 2025 ... No. 19 overall recruit by On3, No. 24 overall by ESPN, No. 25 overall by Rivals and No. 28 overall by 247Sports
- » Highest ranked freshman signee for the Pack since Dennis Smith, Jr., signed with NC State in the fall of 2015
- » Played senior season at Sagemont Prep in Weston, Fla. ... Averaged 20.4 points, 5.9 rebounds, 3.7 steals and 2.9 assists per game ... Shot 43 percent from the field, 40 percent from three-point range and 94 percent from the free throw line
- » Led Lions to Florida High School Athletic Association 1A state championship
- » Named Florida Dairy Farmers Class 1A boys basketball player of the year

2025-26 GAME-GAME STATS

Opponent	Date	GS	MIN	Total		3-Pointers		Free throws		Rebounds				PF	A	TO	BLK	STL	PTS	AVG
				FG-FGA	PCT	3FG-3FGA	PCT	FT-FTA	PCT	OFF	DEF	TOT	AVG							
N.C. Central	11/03/2025		27:05	5-11	.455	3-8	.375	1-2	.500	0	7	7	7.0	0	4	1	0	2	14	14.0
UAB	11/07/2025		25:38	3-8	.375	1-6	.167	0-0	.000	1	5	6	6.5	1	2	1	1	0	7	10.5
UNC Greensboro	11/12/2025		25:01	3-9	.333	2-5	.400	2-2	1.000	1	1	2	5.0	3	1	2	0	0	10	10.3
VCU	11/17/2025		17:25	3-4	.750	2-3	.667	4-4	1.000	0	3	3	4.5	1	1	0	0	0	12	10.8
vs Seton Hall	11/24/2025		25:17	6-12	.500	2-5	.400	1-3	.333	0	2	2	4.0	3	1	3	1	2	15	11.6
vs Boise St.	11/25/2025		20:49	3-7	.429	1-4	.250	2-2	1.000	0	3	3	3.8	2	2	1	0	5	9	11.2
vs Texas	11/26/2025		08:48	0-5	.000	0-1	.000	0-0	.000	0	2	2	3.6	1	0	0	1	0	0	9.6
at Auburn	12/03/2025		23:31	2-11	.182	1-6	.167	0-0	.000	2	1	3	3.5	2	1	1	0	3	5	9.0
UNC Asheville	12/06/2025		19:56	5-8	.625	3-5	.600	0-0	.000	0	4	4	3.6	2	1	1	2	1	13	9.4
Liberty	12/10/2025		18:37	4-6	.667	1-2	.500	4-5	.800	0	4	4	3.6	1	1	2	0	1	13	9.8
Kansas	12/13/2025		13:03	1-4	.250	1-3	.333	0-0	.000	1	1	2	3.5	3	0	0	0	1	3	9.2
Texas Southern	12/17/2025		20:20	3-9	.333	0-4	.000	0-0	.000	2	1	3	3.4	3	1	1	0	3	6	8.9
vs Ole Miss	12/21/2025		07:29	0-0	.000	0-0	.000	0-0	.000	0	0	0	3.2	1	0	0	0	1	0	8.2
Wake Forest	12/31/2025		18:16	3-7	.429	1-4	.250	2-2	1.000	0	2	2	3.1	1	0	0	0	1	9	8.3
Virginia	01/03/2026		18:10	1-5	.200	0-2	.000	3-3	1.000	0	1	1	2.9	1	0	2	0	1	5	8.1
at Boston College	01/06/2026		31:36	4-7	.571	3-4	.750	0-1	.000	3	3	6	3.1	2	2	0	0	2	11	8.3
at Florida St.	01/10/2026		23:51	5-11	.455	5-7	.714	0-0	.000	1	4	5	3.2	4	2	1	0	0	15	8.6
Georgia Tech	01/17/2026		16:23	1-3	.333	1-3	.333	2-2	1.000	0	3	3	3.2	3	1	1	0	0	5	8.4
Totals			0 361:14	52-127	.409	27-72	.375	21-26	.808	11	47	58	3.2	34	20	17	5	23	152	8.4

ABLE'S CAREER STATS

SEASON	TEAM	GP-GS	MIN/AVG	FG-FGA	FG%	3FG-3FGA	3FG%	FT-FTA	FT%	OFF	DEF	TOT	AVG	PF-FO	A	TO	BLK	STL	PTS	AVG
2025-26	NCSU	18-0	361/20.1	52-127	.409	27-72	.375	21-26	.808	11	47	58	3.2	34-0	20	17	5	23	152	8.4
TOTAL		18-0	361/20.1	52-127	.409	27-72	.375	21-26	.808	11	47	58	3.2	34-0	20	17	5	23	152	8.4





# 5 TRE HOLLOMAN

GUARD · SENIOR · 6-2 · 195 LBS. · MINNEAPOLIS, MN · CRETIN-DERHAM

## SEASON STATS

PPG	RPG	APG	FG%	3FG%	FT%
9.9	1.6	2.3	45.0	43.1	82.5

## HOLLOMAN'S SINGLE-GAME BEST

<b>POINTS</b>	
Season .....	25, vs VCU (11/17/25)
Career .....	25, vs VCU (11/17/23)
ACC .....	6, vs Georgia Tech (1/17/26)

<b>REBOUNDS</b>	
Season .....	4 (3x), last vs Texas Southern (12/17/25)
Career .....	6, vs. Stony Brook (12/21/23)
ACC .....	1 (1x), last vs Georgia Tech (1/17/26)

<b>FG MADE</b>	
Season .....	6 (2x), last vs. Ole Miss
Career .....	8, vs. Michigan (3/9/25)
ACC .....	1 (1x), last vs Georgia Tech (1/17/26)

<b>FG ATTEMPTED</b>	
Season .....	16, vs Kansas (12/13/25)
Career .....	16, vs Kansas (12/13/25)
ACC .....	4 (2x), last vs Georgia Tech (1/17/26)

<b>3FG MADE</b>	
Season .....	4 (3x), last vs. Ole Miss
Career .....	5, vs. Alcorn (11/19/23)
ACC .....	1 (2x), last vs Georgia Tech (1/17/26)

<b>3FG ATTEMPTED</b>	
Season .....	12, vs Kansas (12/13/25)
Career .....	12, vs Kansas (12/13/25)
ACC .....	3 (2x), last vs Georgia Tech (1/17/26)

<b>FT MADE</b>	
Season .....	10, vs VCU (11/17/25)
Career .....	10, vs VCU (11/17/25)
ACC .....	3, vs Georgia Tech (1/17/26)

<b>FT ATTEMPTED</b>	
Season .....	10, vs VCU (11/17/25)
Career .....	10, vs VCU (11/17/25)
ACC .....	4, vs Georgia Tech (1/17/26)

<b>ASSISTS</b>	
Season .....	5, vs. UAB (11/7/25)
Career .....	10, vs. Georgia Southern (11/18/23)
ACC .....	2, vs Wake Forest (12/31/25)

<b>STEALS</b>	
Season .....	3 (2x), last vs. Boise State (11/25/25)
Career .....	6, vs. Samford (11/9/24)
ACC .....	2, vs Georgia Tech (1/17/26)

<b>BLOCKS</b>	
Season .....	2, vs Georgia Tech (1/17/26)
Career .....	4, vs. Bowling Green (11/16/24)
ACC .....	2, vs Georgia Tech (1/17/26)

<b>MINUTES</b>	
Season .....	38, vs Kansas (12/13/25)
Career .....	38, vs Kansas (12/13/25)
ACC .....	28, vs Wake Forest (12/31/25)

## MISC. STATS

Games with 10+ points .....	29
Games with 20+ points .....	2
Games with 10+ rebounds .....	0
Games with 3+ assists .....	45
Games with 2+ steals .....	13
Games with 2+ blocks .....	2
Double-Doubles .....	0
Games led NCSU in points .....	0
Games led NCSU in rebounds .....	0
Games led NCSU in assists .....	3
Games led NCSU in steals .....	0
Games led NCSU in blocks .....	2

## NOTING HOLLOMAN

- » Scored a career high 25 points against VCU on Nov. 17 ... shot 50-percent from the floor and went 10-for-10 from the foul line to set a new career high
- » Senior who comes to the Pack after spending first three years of college at Michigan State
- » Co-captain of a Spartan team that advanced to the Elite 8 last season
- » Appeared in 37 games, making 16 starts ... Averaged 9.1 points, 3.7 assists and 1.9 rebounds per game
- » Shot 85.1 percent from the foul line ... Made second-most threes (48) on team and ranked second on the team in assists and tied for second in steals
- » Made a buzzer-beating three from beyond half-court to win at 16th-ranked Maryland on 2/26/25
- » Finished high school career with 2,072 points, 1,103 assists, 669 rebounds and 422 steals, becoming just the third player in Minnesota state history to accumulate those numbers
- » Was also a three-star defensive back recruit in football in high school

## 2025-26 GAME-GAME STATS

Opponent	Date	GS	MIN	Total		3-Pointers		Free throws		Rebounds				PF	A	TO	BLK	STL	PTS	AVG
				FG-FGA	PCT	3FG-3FGA	PCT	FT-FTA	PCT	OFF	DEF	TOT	AVG							
N.C. Central	11/03/2025	*	25:14	5-8	.625	4-7	.571	1-2	.500	0	1	1	1.0	0	2	3	0	3	15	15.0
UAB	11/07/2025	*	31:42	5-9	.556	1-3	.333	3-4	.750	0	2	2	1.5	3	5	2	0	0	14	14.5
UNC Greensboro	11/12/2025	*	04:22	0-0	.000	0-0	.000	0-0	.000	0	0	0	1.0	1	0	1	0	0	0	9.7
VCU	11/17/2025	*	33:56	6-12	.500	3-6	.500	10-10	1.000	0	4	4	1.8	1	1	5	0	0	25	13.5
vs Seton Hall	11/24/2025	*	27:24	3-5	.600	1-2	.500	4-5	.800	0	1	1	1.6	2	2	2	1	1	11	13.0
vs Boise St.	11/25/2025	*	31:48	2-5	.400	2-2	1.000	2-2	1.000	1	3	4	2.0	5	4	1	1	3	8	12.2
vs Texas	11/26/2025	*	18:23	2-4	.500	1-1	1.000	0-0	.000	0	1	1	1.9	5	2	0	0	0	5	11.1
at Auburn	12/03/2025	*	28:41	5-11	.455	4-9	.444	2-2	1.000	1	2	3	2.0	1	4	1	0	1	16	11.8
UNC Asheville	12/06/2025	*	28:46	3-8	.375	2-3	.667	0-0	.000	0	1	1	1.9	1	3	2	0	0	8	11.3
Liberty	12/10/2025	*	24:06	4-7	.571	1-4	.250	2-3	.667	0	0	0	1.7	1	2	1	0	1	11	11.3
Kansas	12/13/2025	*	37:54	4-16	.250	3-12	.250	0-0	.000	0	2	2	1.7	1	4	0	0	1	11	11.3
Texas Southern	12/17/2025		18:28	2-5	.400	0-2	.000	5-6	.833	0	4	4	1.9	2	3	2	0	0	9	11.1
vs Ole Miss	12/21/2025		26:23	6-10	.600	4-7	.571	0-0	.000	0	0	0	1.8	4	1	2	0	0	16	11.5
Wake Forest	12/31/2025		27:54	1-4	.250	1-3	.333	1-2	.500	0	1	1	1.7	2	2	2	1	0	4	10.9
Virginia	01/03/2026		08:29	0-1	.000	0-1	.000	0-0	.000	0	0	0	1.6	0	1	1	0	0	0	10.2
Georgia Tech	01/17/2026		18:13	1-4	.250	1-3	.333	3-4	.750	0	1	1	1.6	2	1	1	2	2	6	9.9
Totals		11	391:43	49-109	.450	28-65	.431	33-40	.825	2	23	25	1.6	31	37	26	5	12	159	9.9

## HOLLOMAN'S CAREER STATS

SEASON	TEAM	GP-GS	MIN/AVG	FG-FGA	FG%	3FG-3FGA	3FG%	FT-FTA	FT%	OFF	DEF	TOT	AVG	PF-FO	A	TO	BLK	STL	PTS	AVG
2022-23	MSU	34-0	292/8.6	17-44	.386	3-13	.231	6-10	.600	3	24	27	0.8	33-0	29	11	3	5	43	1.3
2023-24	MSU	35-2	690/19.7	73-155	.471	34-80	.425	20-25	.800	7	49	56	1.6	48-0	84	30	9	21	200	5.7
2024-25	MSU	37-16	853/23.1	113-303	.373	48-146	.329	63-74	.851	7	64	71	1.9	63-1	137	58	9	30	337	9.1
2025-26	NCSU	16-11	392/24.5	49-109	.450	28-65	.431	33-40	.825	2	23	25	1.6	31-2	37	26	5	12	159	9.9
TOTAL FOR NCSU		16-11	392/24.5	49-109	.450	28-65	.431	33-40	.825	2	23	25	1.6	31-2	37	26	5	12	159	9.9
TOTAL		122-29	2227/18.3	252-611	.412	113-304	.372	122-149	.819	19	160	179	1.5	175-3	287	125	26	68	739	6.1





7 ALYN BREED

GUARD · REDSHIRT SENIOR · 6-3 · 200 LBS. · POWDER SPRINGS, GA · MCEACHEM (PROVIDENCE)

SEASON STATS

PPG	RPG	APG	FG%	3FG%	FT%
4.8	2.2	1.4	41.4	32.0	90.9

BREED'S SINGLE-GAME BEST

POINTS	
Season	12, vs Virginia (1/3/26)
Career	18 (2x), last vs. South Dakota State (11/4/24)
ACC	12, vs Virginia (1/3/26)

REBOUNDS	
Season	6 (2x), last vs. Ole Miss
Career	11, at Villanova (1/23/21)
ACC	4, vs Wake Forest (12/31/25)

FG MADE	
Season	3 (3x), last at Florida State (1/10/26)
Career	7, at Alabama (11/11/24)
ACC	3 (2x), last at Florida State (1/10/26)

FG ATTEMPTED	
Season	8, vs. Ole Miss
Career	14, at Alabama (11/11/24)
ACC	7, vs Virginia (1/3/26)

3FG MADE	
Season	2 (2x), last vs Georgia Tech (1/17/26)
Career	3, vs. Sacred Heart (11/11/21)
ACC	2 (2x), last vs Georgia Tech (1/17/26)

3FG ATTEMPTED	
Season	4, vs. Ole Miss
Career	5 (2x), last vs. Marquette (12/20/22)
ACC	3 (2x), last at Florida State (1/10/26)

FT MADE	
Season	6, vs Virginia (1/3/26)
Career	7 (2x), last vs. South Dakota State (11/4/24)
ACC	6, vs Virginia (1/3/26)

FT ATTEMPTED	
Season	6, vs Virginia (1/3/26)
Career	8 (2x), last vs. Marquette (12/20/22)
ACC	6, vs Virginia (1/3/26)

ASSISTS	
Season	4 (2x), last vs Texas Southern (12/17/25)
Career	5, at Georgetown (1/30/21)
ACC	2, vs Georgia Tech (1/17/26)

STEALS	
Season	3, vs Virginia (1/3/26)
Career	3 (4x), last vs Virginia (1/3/26)
ACC	3, vs Virginia (1/3/26)

BLOCKS	
Season	1, vs Liberty (12/10/25)
Career	1 (3x), last at Villanova (3/1/22)
ACC	

MINUTES	
Season	27, vs UNCG (11/12/25)
Career	42, vs. Marquette (1/27/21)
ACC	24, vs Virginia (1/3/26)

MISC. STATS

Games with 10+ points	12
Games with 20+ points	0
Games with 10+ rebounds	1
Games with 3+ assists	17
Games with 2+ steals	16
Games with 2+ blocks	0
Double-Doubles	1
Games led NCSU in points	0
Games led NCSU in rebounds	0
Games led NCSU in assists	0
Games led NCSU in steals	1
Games led NCSU in blocks	1

NOTING BREED

- » Scored a season high 12 points against Virginia on 1/3 ... went 6-for-6 from the charity stripe and tallied three steals to tie both a career and season high
- » Comes to NC State after two years at McNeese and three at Providence ... One of just two players on the roster (Quadir Copeland) who has played for Will Wade before
- » Redshirted in 2023-24 season at McNeese and then was injured after two games last season for McNeese ... started in first two games of season ... Scored 18 points on 5-of-9 shooting and had three steals against South Dakota State and scored 17 points on 7-of-14 shooting and added five rebounds at Alabama.
- » In three years at Providence, appeared in 88 and made 30 starts ... averaged 4.8 points, 2.4 rebounds and 1.5 assists per game as a junior in the 2022-23 season

2025-26 GAME-GAME STATS

Opponent	Date	GS	MIN	Total		3-Pointers		Free throws		Rebounds		PF	A	TO	BLK	STL	PTS	AVG
				FG-FGA	PCT	3FG-3FGA	PCT	FT-FTA	PCT	OFF	DEF							
N.C. Central	11/03/2025		04:57	0-0	.000	0-0	.000	2-2	1.000	0	0	0	0	0	2	0	2	2.0
UNC Greensboro	11/12/2025		26:42	1-1	1.000	0-0	.000	2-3	.667	2	2	4	2.0	2	4	0	1	4 3.0
VCU	11/17/2025		08:28	0-1	.000	0-0	.000	0-0	.000	0	0	0	1.3	0	0	0	0	2.0
vs Seton Hall	11/24/2025		06:19	0-1	.000	0-0	.000	0-0	.000	0	1	1	1.3	1	0	1	0	1.5
vs Boise St.	11/25/2025		12:02	1-2	.500	1-2	.500	2-2	1.000	0	2	2	1.4	2	2	0	1	5 2.2
vs Texas	11/26/2025		14:27	2-4	.500	1-2	.500	2-2	1.000	0	1	1	1.3	5	0	1	0	7 3.0
at Auburn	12/03/2025		08:40	0-1	.000	0-0	.000	0-0	.000	0	0	0	1.1	1	0	1	0	2.6
UNC Asheville	12/06/2025		19:36	0-1	.000	0-1	.000	2-2	1.000	0	3	3	1.4	3	2	0	0	2 2.5
Liberty	12/10/2025		17:46	3-6	.500	0-2	.000	0-0	.000	0	2	2	1.4	2	3	1	1	6 2.9
Kansas	12/13/2025		23:37	2-4	.500	1-3	.333	1-2	.500	0	4	4	1.7	4	0	0	1	6 3.2
Texas Southern	12/17/2025	*	20:28	3-6	.500	1-2	.500	2-2	1.000	2	4	6	2.1	1	4	0	1	9 3.7
vs Ole Miss	12/21/2025	*	22:11	2-8	.250	1-4	.250	1-1	1.000	0	6	6	2.4	1	3	2	0	6 3.9
Wake Forest	12/31/2025	*	16:41	2-5	.400	0-3	.000	0-0	.000	0	4	4	2.5	1	0	2	1	4 3.9
Virginia	01/03/2026	*	24:17	3-7	.429	0-2	.000	6-6	1.000	0	0	0	2.4	3	0	1	0	3 12 4.5
at Boston College	01/06/2026	*	15:23	2-6	.333	1-1	1.000	0-0	.000	0	1	1	2.3	2	0	0	0	5 4.5
at Florida St.	01/10/2026	*	17:40	3-5	.600	2-3	.667	0-0	.000	0	1	1	2.2	5	1	0	1	8 4.8
Georgia Tech	01/17/2026	*	21:14	2-4	.500	2-2	1.000	1-2	.500	0	1	1	2.1	3	2	0	2	7 4.9
Totals		7	280:28	26-62	.419	10-27	.370	21-24	.875	4	32	36	2.1	36	23	9	1	14 83 4.9

BREED'S CAREER STATS

SEASON	TEAM	GP-GS	MIN/AVG	FG-FGA	FG%	3FG-3FGA	3FG%	FT-FTA	FT%	OFF	DEF	TOT	AVG	PF-FO	A	TO	BLK	STL	PTS	AVG
2020-21	PROV	23-13	438/19.0	39-96	.406	9-34	.265	27-37	.730	3	46	49	2.1	35-0	20	20	2	10	114	5.0
2021-22	PROV	33-8	432/13.1	30-103	.291	9-42	.214	38-47	.809	8	33	41	1.2	48-0	27	30	1	18	107	3.2
2022-23	PROV	32-9	590/18.4	51-128	.398	13-47	.277	38-46	.826	5	71	76	2.4	54-1	49	39	0	24	153	4.8
2024-25	McN	2-2	60/29.9	12-23	.522	2-4	.500	9-9	1.000	2	4	6	3.0	6-0	3	8	0	3	35	17.5
2025-26	NCSU	17-7	280/16.5	26-62	.419	10-27	.370	21-24	.875	4	32	36	2.1	36-2	23	9	1	14	83	4.9
TOTAL FOR NCSU		17-7	280/16.5	26-62	.419	10-27	.370	21-24	.875	4	32	36	2.1	36-2	23	9	1	14	83	4.9
TOTAL		107-39	1800/16.8	158-412	.383	43-154	.279	133-163	.816	22	186	208	1.9	179-3	122	106	4	69	492	4.6







# 11 QUADIR COPELAND

GUARD · SENIOR · 6-6 · 220 LBS. · PHILADELPHIA, PA · IMG ACADEMY (SYRACUSE/MCNEESE)

## SEASON STATS

PPG	RPG	APG	FG%	3FG%	FT%
13.7	3.3	6.1	54.6	48.7	73.5

## COPELAND'S SINGLE-GAME BEST

### POINTS

Season	28, vs. Texas (11/26/25)
Career	28, vs. Texas (11/26/25)
ACC	25, at NC State (2/20/24)

### REBOUNDS

Season	8, vs Kansas (12/13/25)
Career	13, vs. New Hampshire (11/6/23)
ACC	9, vs. Pitt (12/30/23)

### FG MADE

Season	10, vs. Texas (11/26/25)
Career	10 (2x), last vs. Texas (11/26/25)
ACC	10, at NC State (2/20/24)

### FG ATTEMPTED

Season	17, vs Georgia Tech (1/17/26)
Career	17, vs Georgia Tech (1/17/26)
ACC	17, vs Georgia Tech (1/17/26)

### 3FG MADE

Season	3, vs Georgia Tech (1/17/26)
Career	3 (2x), last vs Georgia Tech (1/17/26)
ACC	3 (2x), last vs Georgia Tech (1/17/26)

### 3FG ATTEMPTED

Season	8, vs Georgia Tech (1/17/26)
Career	8, vs Georgia Tech (1/17/26)
ACC	8, vs Georgia Tech (1/17/26)

### FT MADE

Season	8, vs. NC Central (11/3/25)
Career	13, vs. Pitt (12/30/23)
ACC	13, vs. Pitt (12/30/23)

### FT ATTEMPTED

Season	10 (2x), last vs. Texas (11/26/25)
Career	15, vs. Pitt (12/30/23)
ACC	15, vs. Pitt (12/30/23)

### ASSISTS

Season	10, at Boston College (1/6/26)
Career	11 (2x), last at Northwestern State (1/6/25)
ACC	10, at Boston College (1/6/26)

### STEALS

Season	3 (5x), last vs Georgia Tech (1/17/26)
Career	5 (2x), last at East Texas A&M (1/4/25)
ACC	4, at Boston College (1/30/24)

### BLOCKS

Season	1, vs. Boise State (11/25/25)
Career	2 (3x), last vs. New Orleans (12/28/24)
ACC	2 (2x), last at NC State (2/20/24)

### MINUTES

Season	39, vs Kansas (12/13/25)
Career	39, vs Kansas (12/13/25)
ACC	34, vs Virginia (1/3/26)

## MISC. STATS

Games with 10+ points	46
Games with 20+ points	6
Games with 10+ rebounds	1
Games with 3+ assists	56
Games with 2+ steals	37
Games with 2+ blocks	4
Double-Doubles	4
Games led NCSU in points	7
Games led NCSU in rebounds	1
Games led NCSU in assists	15
Games led NCSU in steals	7
Games led NCSU in blocks	0

## NOTING COPELAND

- » Ranks fifth in the ACC, 13th among P4 schools, and 25th in the nation for assists per game (6.1) and posted a season high 10 assists in the win at Boston College on 1/6
- » Marked the first time in his career with consecutive 20+ point games after finishing with 28 points against Texas ( Nov. 26) and 22 at Auburn (Dec. 3)
- » Scored a career high 28 points against Texas on Nov. 26 to lead the Pack ... went 10-of-14 from the floor and shot over 60-percent from long range (2-for-3) and the charity stripe (6-of-10)
- » Made his debut for the Pack against NC Central ... finished with 15 points and shot over 80 percent from the floor ... added three assists, a pair of rebounds and a pair of steals to his stat line
- » Comes to NC State after one year at McNeese and two at Syracuse ... One of just two players on the roster (Alyn Breed) who has played for Will Wade before
- » Appeared in 32 games, making 24 starts last season for McNeese ... Averaged 9.5 points, 4.8 assists, 3.3 rebounds and 1.4 steals per game ... Led team in assists and was second in steals ... 2025 All-Southland Conference Second Team and 2025 Southland Conference All-Tournament Team
- » 147 assists on the season were ninth-most in single season in program history ... Had three point-assist double-doubles on the season
- » Appeared in 32 games, making 1 start as a sophomore at Syracuse ... Averaged 9.6 points, 4.6 rebounds, 2.8 assists and 1.5 steals per game ... Second on the team in assists and third in steals ... Ranked ninth in the ACC in steals
- » Coincidentally, his career-high of 25 points on 10-of-13 shooting was accomplished at NC State on 2/20/24

## 2025-26 GAME-GAME STATS

Opponent	Date	GS	MIN	Total		3-Pointers		Free throws		Rebounds				PF	A	TO	BLK	STL	PTS	AVG	
				FG-FGA	PCT	3FG-3FGA	PCT	FT-FTA	PCT	OFF	DEF	TOT	AVG								
N.C. Central	11/03/2025	*	17:54	3-3	1.000	1-1	1.000	8-10	.800	0	2	2	2.0	4	3	0	0	2	15	15.0	
UAB	11/07/2025	*	25:23	5-7	.714	2-3	.667	6-7	.857	1	0	1	1.5	2	5	5	0	1	18	16.5	
UNC Greensboro	11/12/2025	*	23:33	5-7	.714	1-1	1.000	2-2	1.000	0	3	3	2.0	3	6	0	0	0	13	15.3	
VCU	11/17/2025	*	23:26	2-6	.333	0-0	.000	3-6	.500	2	3	5	2.8	4	4	3	0	2	7	13.3	
vs Seton Hall	11/24/2025	*	27:23	2-5	.400	0-2	.000	2-2	1.000	0	1	1	2.4	4	6	2	0	1	6	11.8	
vs Boise St.	11/25/2025	*	22:11	2-5	.400	0-1	.000	4-5	.800	0	3	3	2.5	5	3	4	1	0	8	11.2	
vs Texas	11/26/2025	*	33:03	10-14	.714	2-3	.667	6-10	.600	0	4	4	2.7	4	6	2	0	1	28	13.6	
at Auburn	12/03/2025	*	27:37	8-12	.667	2-3	.667	4-6	.667	0	1	1	2.5	3	3	1	0	3	22	14.6	
UNC Asheville	12/06/2025	*	25:17	4-9	.444	1-2	.500	4-6	.667	0	1	1	2.3	3	8	3	0	3	13	14.4	
Liberty	12/10/2025	*	23:54	4-6	.667	1-2	.500	2-3	.667	1	6	7	2.8	2	7	1	0	1	11	14.1	
Kansas	12/13/2025	*	39:13	6-14	.429	0-1	.000	7-7	1.000	1	7	8	3.3	3	6	6	0	2	19	14.5	
Texas Southern	12/17/2025	*	18:43	3-5	.600	1-1	1.000	0-0	.000	0	3	3	3.3	0	9	2	0	0	7	13.9	
vs Ole Miss	12/21/2025	*	32:44	6-8	.750	2-4	.500	2-2	1.000	2	5	7	3.5	2	9	3	0	1	16	14.1	
Wake Forest	12/31/2025	*	31:27	5-11	.455	0-0	.000	4-6	.667	0	2	2	3.4	4	8	7	0	3	14	14.1	
Virginia	01/03/2026	*	33:57	5-11	.455	2-4	.500	3-4	.750	0	2	2	3.3	2	4	2	0	1	15	14.1	
at Boston College	01/06/2026	*	25:23	3-6	.500	0-1	.000	2-3	.667	0	3	3	3.3	4	10	3	0	3	8	13.8	
at Florida St.	01/10/2026	*	17:50	4-6	.667	1-2	.500	1-1	1.000	1	0	1	3.2	2	6	3	0	3	10	13.5	
Georgia Tech	01/17/2026	*	28:40	6-17	.353	3-8	.375	1-3	.333	2	4	6	3.3	4	6	3	0	3	16	13.7	
Totals			18	477:38	83-152	.546	19-39	.487	61-83	.735	10	50	60	3.3	55	109	50	1	30	246	13.7

## COPELAND'S CAREER STATS

SEASON	TEAM	GP-GS	MIN/AVG	FG-FGA	FG%	3FG-3FGA	3FG%	FT-FTA	FT%	OFF	DEF	TOT	AVG	PF-FO	A	TO	BLK	STL	PTS	AVG
2022-23	SU	20-0	185/9.2	14-41	.341	1-9	.111	13-15	.867	12	19	31	1.6	25-0	10	13	2	9	42	2.1
2023-24	SU	32-1	716/22.4	107-224	.478	11-44	.250	82-120	.683	40	108	148	4.6	75-3	89	64	6	47	307	9.6
2024-25	McN	35-24	767/21.9	118-242	.488	4-26	.154	81-119	.681	22	94	116	3.3	87-1	156	97	9	48	321	9.2
2025-26	NCSU	18-18	478/26.5	83-152	.546	19-39	.487	61-83	.735	10	50	60	3.3	55-1	109	50	1	30	246	13.7
TOTAL FOR NCSU		18-18	478/26.5	83-152	.546	19-39	.487	61-83	.735	10	50	60	3.3	55-1	109	50	1	30	246	13.7
TOTAL		105-43	2145/20.4	322-659	.489	35-118	.297	237-337	.703	84	271	355	3.4	242-5	364	224	18	134	916	8.7



@PACKMENSBALL



# 12 SCOTTIE EBUBE

CENTER · REDSHIRT SENIOR · 6-10 · 280 LBS. · MUNDELEIN, IL · MUNDELEIN (WYOMING)

## SEASON STATS

PPG	RPG	BPG	FG%	3FG%	FT%
1.6	1.2	0.6	87.5	0.0	28.6

## EBUBE'S SINGLE-GAME BEST

### POINTS

Season ..... 5, vs Texas Southern (12/17/25)  
Career ..... 22, at San Jose State (1/25/25)  
ACC ..... 4, at Boston College (1/6/26)

### REBOUNDS

Season ..... 4, vs. NC Central (11/3/25)  
Career ..... 8 (3x), last at Murray State (1/27/24)  
ACC .....

### FG MADE

Season ..... 2 (2x), last vs Texas Southern (12/17/25)  
Career ..... 11, at San Jose State (1/25/25)  
ACC ..... 2, at Boston College (1/6/26)

### FG ATTEMPTED

Season ..... 2 (2x), last vs Texas Southern (12/17/25)  
Career ..... 14, at San Jose State (1/25/25)  
ACC ..... 2, at Boston College (1/6/26)

### 3FG MADE

Season .....  
Career .....  
ACC .....

### 3FG ATTEMPTED

Season .....  
Career .....  
ACC .....

### FT MADE

Season ..... 1 (2x), last vs Texas Southern (12/17/25)  
Career ..... 4 (2x), last at Valparaiso (1/10/24)  
ACC .....

### FT ATTEMPTED

Season ..... 2 (3x), last vs Texas Southern (12/17/25)  
Career ..... 11, vs. Kentucky State (1/16/25)  
ACC .....

### ASSISTS

Season .....  
Career ..... 1 (17x), last at Nevada (2/25/25)  
ACC .....

### STEALS

Season ..... 1 (3x), last at Boston College (1/6/26)  
Career ..... 3 (2x), last vs. San Jose State (3/12/25)  
ACC ..... 1, at Boston College (1/6/26)

### BLOCKS

Season ..... 3, vs Texas Southern (12/17/25)  
Career ..... 3 (2x), last vs Texas Southern (12/17/25)  
ACC .....

### MINUTES

Season ..... 14, vs Texas Southern (12/17/25)  
Career ..... 23, at Utah State (12/4/24)  
ACC ..... 4, at Boston College (1/6/26)

## MISC. STATS

Games with 10+ points ..... 10  
Games with 20+ points ..... 1  
Games with 10+ rebounds ..... 0  
Games with 3+ assists ..... 0  
Games with 2+ steals ..... 6  
Games with 2+ blocks ..... 7  
Double-Doubles ..... 0  
Games led NCSU in points ..... 0  
Games led NCSU in rebounds ..... 0  
Games led NCSU in assists ..... 0  
Games led NCSU in steals ..... 0  
Games led NCSU in blocks ..... 3

## NOTING EBUBE

- » Comes to NC State after one season at Wyoming and three years at Southern Illinois
- » For his career has shot 67.8 percent from the field (145-of-214)
- » Played in 23 games last season at Wyoming ... Averaged 5.0 rebounds and 2.7 rebounds per game ... Shot 67.6 percent from the field, making 50-of-74 field goal attempts
- » Scored season-high 22 points at San Jose State on Jan. 25, making 11-of-14 field goal attempts
- » Appeared in 31 games, making one start at Southern Illinois in 2023-24 season ... Averaged 6.0 points and 3.6 rebounds per game ... Shot 69.0 percent from the field, making 80-of-116 field goal attempts ... Ranked second on the team with 19 blocks

## 2025-26 GAME-GAME STATS

Opponent	Date	GS	MIN	Total		3-Pointers		Free throws		Rebounds				PF	A	TO	BLK	STL	PTS	AVG
				FG-FGA	PCT	3FG-3FGA	PCT	FT-FTA	PCT	OFF	DEF	TOT	AVG							
N.C. Central	11/03/2025		06:06	2-2	1.000	0-0	.000	0-2	.000	1	3	4	4.0	4	0	1	1	0	4	4.0
UAB	11/07/2025		01:54	0-0	.000	0-0	.000	0-0	.000	1	0	1	2.5	0	0	0	0	0	0	2.0
UNC Greensboro	11/12/2025		03:47	1-1	1.000	0-0	.000	1-2	.500	0	0	0	1.7	0	0	0	2	1	3	2.3
at Auburn	12/03/2025		01:34	0-0	.000	0-0	.000	0-0	.000	0	0	0	1.3	1	0	0	0	0	0	1.8
UNC Asheville	12/06/2025	*	02:27	0-0	.000	0-0	.000	0-0	.000	1	1	2	1.4	1	0	1	0	0	0	1.4
Liberty	12/10/2025		05:20	0-1	.000	0-0	.000	0-1	.000	1	1	2	1.5	2	0	1	0	1	0	1.2
Texas Southern	12/17/2025		14:08	2-2	1.000	0-0	.000	1-2	.500	2	1	3	1.7	5	0	1	3	0	5	1.7
vs Ole Miss	12/21/2025		01:56	0-0	.000	0-0	.000	0-0	.000	0	0	0	1.5	2	0	0	0	0	0	1.5
Wake Forest	12/31/2025		00:48	0-0	.000	0-0	.000	0-0	.000	0	0	0	1.3	1	0	1	0	0	0	1.3
at Boston College	01/06/2026		03:35	2-2	1.000	0-0	.000	0-0	.000	0	0	0	1.2	0	0	0	0	1	4	1.6
Totals		1	41:34	7-8	.875	0-0	.000	2-7	.286	6	6	12	1.2	16	0	5	6	3	16	1.6

## EBUBE'S CAREER STATS

SEASON	TEAM	GP-GS	MIN/AVG	FG-FGA	FG%	3FG-3FGA	3FG%	FT-FTA	FT%	OFF	DEF	TOT	AVG	PF-FO	A	TO	BLK	STL	PTS	AVG
2022-23	SIU	12-0	50/4.1	15-24	.625	0-0	.000	8-16	.500	11	11	22	1.8	12-1	1	3	3	0	38	3.2
2023-24	SIU	31-1	357/11.5	80-116	.690	0-0	.000	27-70	.386	48	64	112	3.6	52-0	10	24	19	14	187	6.0
2024-25	UW	23-0	239/10.4	50-74	.676	0-0	.000	14-39	.359	30	33	63	2.7	54-1	6	32	8	7	114	5.0
2025-26	NCSU	10-1	42/4.2	7-8	.875	0-0	.000	2-7	.286	6	6	12	1.2	16-1	0	5	6	3	16	1.6
TOTAL FOR NCSU		10-1	42/4.2	7-8	.875	0-0	.000	2-7	.286	6	6	12	1.2	16-1	0	5	6	3	16	1.6
TOTAL		76-2	688/9.1	152-222	.685	0-0	.000	51-132	.386	95	114	209	2.8	134-3	17	64	36	24	355	4.7



@PACKMENSBALL



13 MUSA SAGNIA

FORWARD · FRESHMAN · 6-10 · 235 LBS. · BAKAU, THE GAMBIA

SEASON STATS

PPG	RPG	BPG	FG%	3FG%	FT%
2.9	3.5	0.6	64.7	33.3	50.0

SAGNIA'S SINGLE-GAME BEST

POINTS	
Season	7, at Florida State (1/10/26)
ACC	7, at Florida State (1/10/26)

REBOUNDS	
Season	10, vs. UAB (11/7/25)
ACC	8, vs Wake Forest (12/31/25)

FG MADE	
Season	3, vs UNCG (11/12/25)
ACC	2 (4x), last vs Georgia Tech (1/17/26)

FG ATTEMPTED	
Season	4 (2x), last vs Wake Forest (12/31/25)
ACC	4, vs Wake Forest (12/31/25)

3FG MADE	
Season	1, at Florida State (1/10/26)
ACC	1, at Florida State (1/10/26)

3FG ATTEMPTED	
Season	1 (3x), last at Florida State (1/10/26)
ACC	1, at Florida State (1/10/26)

FT MADE	
Season	2 (3x), last vs Georgia Tech (1/17/26)
ACC	2 (3x), last vs Georgia Tech (1/17/26)

FT ATTEMPTED	
Season	4 (2x), last at Florida State (1/10/26)
ACC	4, at Florida State (1/10/26)

ASSISTS	
Season	3, vs. NC Central (11/3/25)
ACC	2, at Florida State (1/10/26)

STEALS	
Season	4, vs. NC Central (11/3/25)
ACC	1, at Boston College (1/6/26)

BLOCKS	
Season	2 (2x), last vs Texas Southern (12/17/25)
ACC	1, at Florida State (1/10/26)

MINUTES	
Season	27, vs VCU (11/17/25)
ACC	26, vs Wake Forest (12/31/25)

MISC. STATS

Games with 10+ points	0
Games with 20+ points	0
Games with 10+ rebounds	1
Games with 3+ assists	1
Games with 2+ steals	2
Games with 2+ blocks	2
Double-Doubles	0
Games led NCSU in points	0
Games led NCSU in rebounds	1
Games led NCSU in assists	0
Games led NCSU in steals	2
Games led NCSU in blocks	5

NOTING SAGNIA

- » Scored a career high seven points in the win at Florida State on 1/10 ... made his first collegiate three and finished the game 2-for-3 from the floor
- » Grabbed a team best 10 boards against UAB on Nov. 7
- » One of two true freshman to play in the Pack's season opener against NC Central ... finished with four points and grabbed just as many boards
- » One of two international players (Jayme Kontunieni) on this year's roster
- » Has played for Baxi Manresa in the Liga ACB, the top professional basketball division in Spain since 2021
- » Averaged 3.8 points and 3.1 rebounds per game in 33 games in the 2024-25 season
- » Averaged 4.9 points and 4.1 rebounds per game in 34 games in the 2023-24 season
- » Was selected for the All-ACB Best Young Players Team after the 2023-24 season
- » Shot over 60 percent on two-point field goal attempts in three seasons with Manresa
- » Declared as an early entrant for the 2023 and 2024 NBA Draft but withdrew
- » Participated in the adidas Eurocamp in 2023 and 2024.

2025-26 GAME-GAME STATS

Opponent	Date	GS	MIN	Total		3-Pointers		Free throws		Rebounds				PF	A	TO	BLK	STL	PTS	AVG
				FG-FGA	PCT	3FG-3FGA	PCT	FT-FTA	PCT	OFF	DEF	TOT	AVG							
N.C. Central	11/03/2025		15:04	2-2	1.000	0-0	.000	0-0	.000	2	2	4	4.0	5	3	0	0	4	4	4.0
UAB	11/07/2025		20:29	2-2	1.000	0-0	.000	0-0	.000	3	7	10	7.0	1	0	1	1	1	4	4.0
UNC Greensboro	11/12/2025		18:27	3-4	.750	0-0	.000	0-1	.000	4	3	7	7.0	3	0	0	0	1	6	4.7
VCU	11/17/2025		26:38	1-3	.333	0-1	.000	0-2	.000	2	4	6	6.8	1	0	2	1	1	2	4.0
vs Seton Hall	11/24/2025		10:10	1-3	.333	0-0	.000	0-0	.000	1	2	3	6.0	1	1	0	0	1	2	3.6
vs Boise St.	11/25/2025		07:25	1-1	1.000	0-0	.000	1-1	1.000	0	0	0	5.0	1	1	0	2	0	3	3.5
vs Texas	11/26/2025		03:56	0-0	.000	0-0	.000	0-0	.000	0	0	0	4.3	3	0	0	0	0	0	3.0
at Auburn	12/03/2025		10:50	0-0	.000	0-0	.000	0-0	.000	0	1	1	3.9	4	0	1	1	2	0	2.6
UNC Asheville	12/06/2025		12:45	1-2	.500	0-0	.000	0-0	.000	1	1	2	3.7	1	0	0	0	0	2	2.6
Liberty	12/10/2025		15:40	1-1	1.000	0-0	.000	0-0	.000	1	1	2	3.5	0	0	0	1	1	2	2.5
Kansas	12/13/2025		05:36	0-0	.000	0-0	.000	0-0	.000	0	0	0	3.2	0	0	0	0	0	0	2.3
Texas Southern	12/17/2025	*	20:44	1-2	.500	0-1	.000	0-0	.000	1	3	4	3.3	3	0	0	2	0	2	2.3
vs Ole Miss	12/21/2025		19:51	1-1	1.000	0-0	.000	1-4	.250	2	5	7	3.5	3	1	1	1	1	3	2.3
Wake Forest	12/31/2025		26:09	2-4	.500	0-0	.000	2-2	1.000	4	4	8	3.9	2	0	2	0	0	6	2.6
Virginia	01/03/2026		13:15	0-2	.000	0-0	.000	0-0	.000	1	0	1	3.7	2	0	0	0	0	0	2.4
at Boston College	01/06/2026		12:47	2-2	1.000	0-0	.000	0-0	.000	4	0	4	3.7	1	0	0	0	1	4	2.5
at Florida St.	01/10/2026		18:42	2-3	.667	1-1	1.000	2-4	.500	1	2	3	3.6	4	2	1	1	0	7	2.8
Georgia Tech	01/17/2026		09:11	2-2	1.000	0-0	.000	2-2	1.000	0	1	1	3.5	0	0	1	0	0	6	2.9
Totals		1	267:40	22-34	.647	1-3	.333	8-16	.500	27	36	63	3.5	35	8	9	10	13	53	2.9

SAGNIA'S CAREER STATS

SEASON	TEAM	GP-GS	MIN/AVG	FG-FGA	FG%	3FG-3FGA	3FG%	FT-FTA	FT%	OFF	DEF	TOT	AVG	PF-FO	A	TO	BLK	STL	PTS	AVG
2025-26	NCSU	18-1	268/14.9	22-34	.647	1-3	.333	8-16	.500	27	36	63	3.5	35-1	8	9	10	13	53	2.9
TOTAL		18-1	268/14.9	22-34	.647	1-3	.333	8-16	.500	27	36	63	3.5	35-1	8	9	10	13	53	2.9



15 JERRY DENG

FORWARD · JUNIOR · 6-9 · 230 LBS. · ROCHESTER, NY · NORCROSS (HAMPTON/FLORIDA STATE)

SEASON STATS

PPG	RPG	APG	FG%	3FG%	FT%
6.1	2.1	0.4	34.8	32.4	85.7

DENG'S SINGLE-GAME BEST

POINTS	
Season	14, vs Texas Southern (12/17/25)
Career	37, vs. Mary Baldwin (12/11/23)
ACC	16, vs. North Carolina (2/24/25)

REBOUNDS	
Season	5, vs. NC Central (11/3/25)
Career	10, at North Carolina A&T (2/1/24)
ACC	4, vs. Virginia Tech (1/29/25)

FG MADE	
Season	4 (2x), last vs Texas Southern (12/17/25)
Career	15, vs. Mary Baldwin (12/11/23)
ACC	6, vs. North Carolina (2/24/25)

FG ATTEMPTED	
Season	12, vs Texas Southern (12/17/25)
Career	19, vs. Mary Baldwin (12/11/23)
ACC	10 (2x), last vs. Syracuse (3/11/25)

3FG MADE	
Season	4, vs Texas Southern (12/17/25)
Career	4 (5x), last vs Texas Southern (12/17/25)
ACC	4, vs. North Carolina (2/24/25)

3FG ATTEMPTED	
Season	10, vs Texas Southern (12/17/25)
Career	10, vs Texas Southern (12/17/25)
ACC	8, vs. Virginia Tech (1/29/25)

FT MADE	
Season	4, vs. NC Central (11/3/25)
Career	5 (3x), last at Campbell (2/22/24)
ACC	3, at Boston College (2/1/25)

FT ATTEMPTED	
Season	4, vs. NC Central (11/3/25)
Career	6 (4x), last at Campbell (2/22/24)
ACC	3, at Boston College (2/1/25)

ASSISTS	
Season	2, vs. NC Central (11/3/25)
Career	3 (3x), last vs. Syracuse (1/4/25)
ACC	3, vs. Syracuse (1/4/25)

STEALS	
Season	2, vs UNCG (11/12/25)
Career	4 (2x), last vs. Tulane (12/14/24)
ACC	1 (3x), last vs. SMU (3/8/25)

BLOCKS	
Season	1 (2x), last vs VCU (11/17/25)
Career	2 (5x), last vs. Monmouth (2/29/24)
ACC	1 (3x), last vs. Clemson (2/15/25)

MINUTES	
Season	22, vs Texas Southern (12/17/25)
Career	34, at Campbell (2/22/24)
ACC	24, at Duke (3/1/25)

MISC. STATS

Games with 10+ points	28
Games with 20+ points	2
Games with 10+ rebounds	1
Games with 3+ assists	3
Games with 2+ steals	5
Games with 2+ blocks	5
Double-Doubles	0
Games led NCSU in points	0
Games led NCSU in rebounds	0
Games led NCSU in assists	0
Games led NCSU in steals	1
Games led NCSU in blocks	0

NOTING DENG

- » Scored a season high 14 points against Texas Southern on Dec. 17 ... tied a career high four made treys in the outing
- » Comes to the Pack after spending last season at Florida State and his freshman season at Hampton
- » Appeared in 31 games, making two starts last season with the Seminoles ... Averaged 7.0 points and 1.9 rebounds per game
- » Shot 37.0 percent from three-point range ... Ranked second on the team with 44 made three-pointers
- » Appeared in 33 games, making 11 starts as a freshman at Hampton ... Averaged 10.1 points and 4.2 rebounds per game
- » Made 43 three-pointers and shot 39.1 percent from three-point range ... Shot 46.0 percent overall from the field and was 79.7 percent at the foul line
- » Scored a career-high 37 points against Mary Baldwin on 12/11/23 ... Was 15-of-19 from the field, including 4-of-6 from three-point range

2025-26 GAME-GAME STATS

Opponent	Date	GS	MIN	Total		3-Pointers		Free throws		Rebounds				PF	A	TO	BLK	STL	PTS	AVG
				FG-FGA	PCT	3FG-3FGA	PCT	FT-FTA	PCT	OFF	DEF	TOT	AVG							
N.C. Central	11/03/2025		16:08	3-8	.375	2-6	.333	4-4	1.000	2	3	5	5.0	1	2	1	0	0	12	12.0
UAB	11/07/2025		12:29	2-4	.500	2-4	.500	0-0	.000	1	1	2	3.5	0	0	1	0	1	6	9.0
UNC Greensboro	11/12/2025		16:26	4-9	.444	1-5	.200	0-1	.000	0	4	4	3.7	4	0	0	1	2	9	9.0
VCU	11/17/2025		06:54	0-1	.000	0-1	.000	0-0	.000	0	0	0	2.8	0	0	0	0	0	0	6.8
vs Seton Hall	11/24/2025		07:46	1-4	.250	1-4	.250	0-0	.000	0	0	0	2.2	0	0	1	0	0	3	6.0
UNC Asheville	12/06/2025		08:31	1-4	.250	0-2	.000	0-0	.000	0	1	1	2.0	0	0	0	0	1	2	5.3
Liberty	12/10/2025		09:57	1-4	.250	1-2	.500	0-0	.000	1	1	2	2.0	3	1	0	0	0	3	5.0
Texas Southern	12/17/2025		21:53	4-12	.333	4-10	.400	2-2	1.000	0	3	3	2.1	0	0	0	0	1	14	6.1
Totals		0	100:04	16-46	.348	11-34	.324	6-7	.857	4	13	17	2.1	8	3	3	1	5	49	6.1

DENG'S CAREER STATS

SEASON	TEAM	GP-GS	MIN/AVG	FG-FGA	FG%	3FG-3FGA	3FG%	FT-FTA	FT%	OFF	DEF	TOT	AVG	PF-FO	A	TO	BLK	STL	PTS	AVG
2023-24	Hamp	33-11	722/21.9	115-250	.460	43-110	.391	59-74	.797	38	100	138	4.2	30-0	16	32	16	13	332	10.1
2024-25	FSU	31-2	476/15.4	76-175	.434	44-119	.370	22-31	.710	10	49	59	1.9	43-0	15	21	7	13	218	7.0
2025-26	NCSU	8-0	100/12.5	16-46	.348	11-34	.324	6-7	.857	4	13	17	2.1	8-0	3	3	1	5	49	6.1
TOTAL FOR NCSU		8-0	100/12.5	16-46	.348	11-34	.324	6-7	.857	4	13	17	2.1	8-0	3	3	1	5	49	6.1
TOTAL		72-13	1298/18.0	207-471	.439	98-263	.373	87-112	.777	52	162	214	3.0	81-0	34	56	24	31	599	8.3







# 21 TERRANCE ARCENEAUX

GUARD · REDSHIRT JUNIOR · 6-6 · 205 LBS. · BEAUMONT, TEXAS · BEAUMONT UNITED (HOUSTON)

## SEASON STATS

PPG	RPG	APG	FG%	3FG%	FT%
<b>4.2</b>	<b>2.6</b>	<b>0.6</b>	<b>44.4</b>	<b>36.0</b>	<b>71.4</b>

## ARCENEAUX'S SINGLE-GAME BEST

### POINTS

Season ..... 13, at Florida State (1/10/26)  
 Career ..... 16, vs. Toledo (12/18/24)  
 ACC ..... 13, at Florida State (1/10/26)

### REBOUNDS

Season ..... 6, vs Georgia Tech (1/17/26)  
 Career ..... 10, vs. Jackson State (12/9/23)  
 ACC ..... 6, vs Georgia Tech (1/17/26)

### FG MADE

Season ..... 5, at Florida State (1/10/26)  
 Career ..... 7, vs. Toledo (12/18/24)  
 ACC ..... 5, at Florida State (1/10/26)

### FG ATTEMPTED

Season ..... 7, at Florida State (1/10/26)  
 Career ..... 14, vs. Louisiana (11/13/24)  
 ACC ..... 7, at Florida State (1/10/26)

### 3FG MADE

Season ..... 3, at Boston College (1/6/26)  
 Career ..... 4, vs. BYU (1/4/25)  
 ACC ..... 3, at Boston College (1/6/26)

### 3FG ATTEMPTED

Season ..... 4, at Florida State (1/10/26)  
 Career ..... 8, vs. Louisiana (11/13/24)  
 ACC ..... 4, at Florida State (1/10/26)

### FT MADE

Season ..... 2 (3x), last vs Liberty (12/10/25)  
 Career ..... 4 (4x), last vs. Colorado (3/13/25)  
 ACC ..... 1 (2x), last at Florida State (1/10/26)

### FT ATTEMPTED

Season ..... 4, at Florida State (1/10/26)  
 Career ..... 6 (2x), last vs. Montana (11/24/23)  
 ACC ..... 4, at Florida State (1/10/26)

### ASSISTS

Season ..... 2 (3x), last at Florida State (1/10/26)  
 Career ..... 6, vs. Oklahoma State (2/4/25)  
 ACC ..... 2, at Florida State (1/10/26)

### STEALS

Season ..... 4, at Florida State (1/10/26)  
 Career ..... 4 (2x), last at Florida State (1/10/26)  
 ACC ..... 4, at Florida State (1/10/26)

### BLOCKS

Season ..... 2, vs. Boise State (11/25/25)  
 Career ..... 4, vs. Utah (1/22/25)  
 ACC ..... 1 (2x), last at Florida State (1/10/26)

### MINUTES

Season ..... 29, at Florida State (1/10/26)  
 Career ..... 35, vs. Memphis (3/12/23)  
 ACC ..... 29, at Florida State (1/10/26)

## MISC. STATS

Games with 10+ points ..... 20  
 Games with 20+ points ..... 0  
 Games with 10+ rebounds ..... 1  
 Games with 3+ assists ..... 4  
 Games with 2+ steals ..... 25  
 Games with 2+ blocks ..... 3  
 Double-Doubles ..... 0  
 Games led NCSU in points ..... 0  
 Games led NCSU in rebounds ..... 0  
 Games led NCSU in assists ..... 0  
 Games led NCSU in steals ..... 2  
 Games led NCSU in blocks ..... 4

## NOTING ARCENEAUX

- » Scored 12 points in the win at Boston College on 1/6 to set a new season high ... finished 3-for-3 from long range and 4-of-6 overall with two boards, a pair of steals, and a block
- » Stuffed the stats sheet in the win over Boise State at the Maui Invitational on Nov. 25 ... finished with 11 points on 4-of-5 shooting, four rebounds, three steals, two blocks, and a pair of assists in 23 minutes
- » Comes to the Pack after spending first three seasons of collegiate career at Houston
- » Appeared in 85 games (missed final 26 games of 2023-24 season because of injury) last three years for a Houston team that had a record of 100-14 during that span
- » Appeared in 40 games, making six starts for a Houston team that advanced to the National Championship game last season ... Averaged 6.5 points and 2.7 rebounds per game ... Scored in double figures in 13 games
- » Appeared in first 11 games of 2023-24 season before suffering season-ending injury in December ... Averaged 5.5 points and 4.5 rebounds per game
- » Named to American Athletic Conference All-Freshman Team in 2022-23 season
- » Consensus four-star recruit in Class of 2022 ... No. 66 player nationally by ESPN100
- » Led Beaumont United to Class 5A state championship as a junior and senior and was named the tournament's Most Outstanding Player as a senior

## 2025-26 GAME-GAME STATS

Opponent	Date	GS	MIN	Total		3-Pointers		Free throws		Rebounds				PF	A	TO	BLK	STL	PTS	AVG	
				FG-FGA	PCT	3FG-3FGA	PCT	FT-FTA	PCT	OFF	DEF	TOT	AVG								
N.C. Central	11/03/2025		10:00	0-1	.000	0-1	.000	0-0	.000	1	1	2	2.0	3	2	1	0	0	0	0.0	
UAB	11/07/2025		08:10	1-4	.250	0-2	.000	1-2	.500	1	1	2	2.0	0	0	1	1	1	3	1.5	
vs Seton Hall	11/24/2025		06:20	0-2	.000	0-1	.000	0-0	.000	0	0	0	1.3	0	0	0	0	0	0	1.0	
vs Boise St.	11/25/2025		23:09	4-5	.800	1-1	1.000	2-3	.667	0	4	4	2.0	2	2	1	2	3	11	3.5	
vs Texas	11/26/2025		13:02	1-2	.500	0-1	.000	2-2	1.000	0	1	1	1.8	0	0	1	0	0	4	3.6	
at Auburn	12/03/2025		12:56	0-3	.000	0-1	.000	0-0	.000	2	1	3	2.0	1	1	0	1	1	0	3.0	
UNC Asheville	12/06/2025		07:56	0-3	.000	0-2	.000	1-2	.500	1	0	1	1.9	0	0	1	0	0	1	2.7	
Liberty	12/10/2025		22:37	2-4	.500	2-3	.667	2-2	1.000	0	3	3	2.0	0	0	0	0	0	8	3.4	
Kansas	12/13/2025		14:18	0-1	.000	0-1	.000	0-0	.000	1	0	1	1.9	0	0	0	0	1	0	3.0	
Texas Southern	12/17/2025		16:16	1-3	.333	0-2	.000	0-0	.000	2	2	4	2.1	1	0	0	1	1	2	2.9	
Virginia	01/03/2026		11:01	1-3	.333	0-2	.000	0-0	.000	0	2	2	2.1	0	0	0	0	0	2	2.8	
at Boston College	01/06/2026		20:40	4-6	.667	3-3	1.000	1-2	.500	1	1	2	2.1	0	0	0	1	2	12	3.6	
at Florida St.	01/10/2026		28:55	5-7	.714	2-4	.500	1-1	1.000	2	3	5	2.3	0	2	0	1	4	13	4.3	
Georgia Tech	01/17/2026		17:12	1-1	1.000	1-1	1.000	0-0	.000	1	5	6	2.6	0	1	0	0	2	3	4.2	
Totals			0	212:33	20-45	.444	9-25	.360	10-14	.714	12	24	36	2.6	7	8	5	7	15	59	4.2

## ARCEAUX'S CAREER STATS

SEASON	TEAM	GP-GS	MIN/AVG	FG-FGA	FG%	3FG-3FGA	3FG%	FT-FTA	FT%	OFF	DEF	TOT	AVG	PF-FO	A	TO	BLK	STL	PTS	AVG
2022-23	UH	34-1	471/13.9	49-133	.368	17-68	.250	10-19	.526	30	54	84	2.5	36-0	19	19	5	22	125	3.7
2023-24	UH	11-0	201/18.3	22-57	.386	6-21	.286	10-19	.526	23	27	50	4.5	13-0	8	4	6	10	60	5.5
2024-25	UH	40-6	812/20.3	98-221	.443	28-83	.337	35-48	.729	39	70	109	2.7	47-1	29	26	12	37	259	6.5
2025-26	NCSU	14-0	213/15.2	20-45	.444	9-25	.360	10-14	.714	12	24	36	2.6	7-0	8	5	7	15	59	4.2
<b>TOTAL FOR NCSU</b>		<b>14-0</b>	<b>213/15.2</b>	<b>20-45</b>	<b>.444</b>	<b>9-25</b>	<b>.360</b>	<b>10-14</b>	<b>.714</b>	<b>12</b>	<b>24</b>	<b>36</b>	<b>2.6</b>	<b>7-0</b>	<b>8</b>	<b>5</b>	<b>7</b>	<b>15</b>	<b>59</b>	<b>4.2</b>
<b>TOTAL</b>		<b>99-7</b>	<b>1698/17.1</b>	<b>189-456</b>	<b>.414</b>	<b>60-197</b>	<b>.305</b>	<b>65-100</b>	<b>.650</b>	<b>104</b>	<b>175</b>	<b>279</b>	<b>2.8</b>	<b>103-1</b>	<b>64</b>	<b>54</b>	<b>30</b>	<b>84</b>	<b>503</b>	<b>5.1</b>



@PACKMENSBALL



22 VEN-ALLEN LUBIN

FORWARD · SENIOR · 6-9 · 250 LBS. · ORLANDO, FL · ORLANDO CHRISTIAN (NORTH CAROLINA)

SEASON STATS

PPG	RPG	BPG	FG%	3FG%	FT%
12.7	6.7	0.8	66.4	37.5	68.3

LUBIN'S SINGLE-GAME BEST

POINTS

Season	23 (2x), last vs UNC Asheville (12/6/25)
Career	25 (2x), last vs. Florida (3/9/24)
ACC	20, vs. Duke (3/14/25)

REBOUNDS

Season	12 (2x), last vs UNC Asheville (12/6/25)
Career	13 (2x), last vs. Wake Forest (3/13/25)
ACC	13, vs. Wake Forest (3/13/25)

FG MADE

Season	10, vs. Texas (11/26/25)
Career	10, vs. Texas (11/26/25)
ACC	9 (2x), last vs. Miami (3/1/25)

FG ATTEMPTED

Season	14, vs. Texas (11/26/25)
Career	18, vs. Florida (3/9/24)
ACC	13 (2x), last vs. Notre Dame (3/12/25)

3FG MADE

Season	1 (3x), last at Auburn (12/3/25)
Career	2 (3x), last vs. Florida (3/9/24)
ACC	

3FG ATTEMPTED

Season	2, vs VCU (11/17/25)
Career	5 (2x), last vs. Florida (3/9/24)
ACC	2, vs. Duke (3/14/25)

FT MADE

Season	7, at Florida State (1/10/26)
Career	8, vs. San Diego State (3/18/25)
ACC	7, at Florida State (1/10/26)

FT ATTEMPTED

Season	8, at Florida State (1/10/26)
Career	12, at Florida (2/24/24)
ACC	8, at Florida State (1/10/26)

ASSISTS

Season	3 (2x), last vs Texas Southern (12/17/25)
Career	3 (2x), last vs Texas Southern (12/17/25)
ACC	2 (6x), last vs Georgia Tech (1/7/26)

STEALS

Season	2 (3x), last vs Wake Forest (12/31/25)
Career	3, vs. Arkansas (3/13/24)
ACC	2, vs Wake Forest (12/31/25)

BLOCKS

Season	4, at Florida State (1/10/26)
Career	4, at Florida State (1/10/26)
ACC	4, at Florida State (1/10/26)

MINUTES

Season	39, vs Kansas (12/13/25)
Career	39, vs Kansas (12/13/25)
ACC	33 (2x), last vs. Duke (3/14/25)

MISC. STATS

Games with 10+ points	53
Games with 20+ points	6
Games with 10+ rebounds	14
Games with 3+ assists	2
Games with 2+ steals	7
Games with 2+ blocks	23
Double-Doubles	14
Games led NCSU in points	3
Games led NCSU in rebounds	9
Games led NCSU in assists	0
Games led NCSU in steals	3
Games led NCSU in blocks	5

NOTING LUBIN

- » Scored his 1,000th career point with a free throw against Virginia on 1/3
- » Averaging a team best 15.6 points over seven games (11/17 to 12/10) ... first time in his career he has averaged over 15.0 points per game over a seven game span
- » Scored a season high 23 points against Texas on Nov. 26 and against UNC Asheville on Dec. 6 ... shot over 70 percent from the floor in both outings
- » Comes to NC State after playing last season at North Carolina ... Also has played at Notre Dame and Vanderbilt in his college career
- » Averaged 8.6 points and a team-best 5.6 rebounds per game last season at North Carolina ... Also led team in offensive rebounds (69) and blocks (33)
- » In last 10 games of season averaged 13.6 points and 7.7 rebounds per game .... Scored in double figures in each of the last 10 games of the season and had double-doubles in four of the last six games
- » Led UNC in field goal percentage (67.7%) which is the second-highest in program history for any player with 100 or more made field goals
- » Started all 26 games he played in for Vanderbilt in the 2023-24 season ... Averaged 12.3 points and 6.3 rebounds per game ... Led Commodores in field goal percentage (50.0%), offensive rebounds (64) and blocked shots (26)
- » Appeared in 28 games, making seven starts as a freshman at Notre Dame ... Averaged 6.2 points and 4.4 rebounds per game ... Led team in field goal percentage (58.0%) and blocks (23)

2025-26 GAME-GAME STATS

Opponent	Date	GS	MIN	Total		3-Pointers		Free throws		Rebounds				PF	A	TO	BLK	STL	PTS	AVG	
				FG-FGA	PCT	3FG-3FGA	PCT	FT-FTA	PCT	OFF	DEF	TOT	AVG								
N.C. Central	11/03/2025	*	18:50	4-4	1.000	0-0	.000	2-3	.667	2	3	5	5.0	0	1	0	0	1	10	10.0	
UAB	11/07/2025	*	17:37	4-5	.800	0-0	.000	0-0	.000	0	3	3	4.0	4	0	3	0	1	8	9.0	
UNC Greensboro	11/12/2025	*	17:46	1-2	.500	0-0	.000	4-5	.800	1	4	5	4.3	4	2	0	0	0	6	8.0	
VCU	11/17/2025	*	22:11	4-8	.500	1-2	.500	2-2	1.000	5	4	9	5.5	2	0	3	1	0	11	8.8	
vs Seton Hall	11/24/2025	*	31:24	6-10	.600	1-1	1.000	3-6	.500	4	5	9	6.2	2	1	2	0	0	16	10.2	
vs Boise St.	11/25/2025	*	32:46	4-8	.500	0-1	.000	3-6	.500	4	8	12	7.2	2	0	0	1	1	11	10.3	
vs Texas	11/26/2025	*	37:29	10-14	.714	0-0	.000	3-4	.750	6	3	9	7.4	2	3	0	0	0	23	12.1	
at Auburn	12/03/2025	*	27:36	4-6	.667	1-1	1.000	3-3	1.000	0	2	2	6.8	3	0	2	0	1	12	12.1	
UNC Asheville	12/06/2025	*	27:20	9-11	.818	0-1	.000	5-5	1.000	5	7	12	7.3	1	1	1	1	0	23	13.3	
Liberty	12/10/2025	*	19:00	6-9	.667	0-0	.000	1-3	.333	2	4	6	7.2	3	0	0	0	2	13	13.3	
Kansas	12/13/2025	*	39:24	7-11	.636	0-0	.000	2-2	1.000	3	8	11	7.5	3	2	0	2	0	16	13.5	
Texas Southern	12/17/2025	*	16:30	3-4	.750	0-0	.000	1-3	.333	3	1	4	7.3	4	3	0	1	1	7	13.0	
vs Ole Miss	12/21/2025	*	31:17	7-8	.875	0-1	.000	1-1	1.000	0	2	2	6.8	4	1	4	0	2	15	13.2	
Wake Forest	12/31/2025	*	32:15	6-10	.600	0-0	.000	0-0	.000	4	7	11	7.1	2	2	1	0	2	12	13.1	
Virginia	01/03/2026	*	29:43	2-6	.333	0-1	.000	3-4	.750	2	3	5	7.0	3	0	2	0	0	7	12.7	
at Boston College	01/06/2026	*	23:38	3-5	.600	0-0	.000	1-2	.500	2	1	3	6.8	3	1	0	1	0	7	12.3	
at Florida St.	01/10/2026	*	25:48	6-7	.857	0-0	.000	7-8	.875	2	3	5	6.6	2	0	2	4	0	19	12.7	
Georgia Tech	01/17/2026	*	30:49	5-9	.556	0-0	.000	2-6	.333	3	4	7	6.7	3	2	1	3	0	12	12.7	
Totals			18	481:23	91-137	.664	3-8	.375	43-63	.683	48	72	120	6.7	47	19	21	14	11	228	12.7

LUBIN'S CAREER STATS

SEASON	TEAM	GP-GS	MIN/AVG	FG-FGA	FG%	3FG-3FGA	3FG%	FT-FTA	FT%	OFF	DEF	TOT	AVG	PF-FO	A	TO	BLK	STL	PTS	AVG
2022-23	ND	28-7	489/17.5	76-131	.580	1-11	.091	21-31	.677	44	79	123	4.4	49-1	10	21	23	9	174	6.2
2023-24	VU	26-26	732/28.2	118-236	.500	13-39	.333	71-97	.732	64	101	165	6.3	53-0	12	31	26	15	320	12.3
2024-25	UNC	37-20	724/19.6	134-196	.684	0-3	.000	54-76	.711	69	134	203	5.5	77-3	11	30	34	14	322	8.7
2025-26	NCSU	18-18	481/26.7	91-137	.664	3-8	.375	43-63	.683	48	72	120	6.7	47-0	19	21	14	11	228	12.7
TOTAL FOR NCSU		18-18	481/26.7	91-137	.664	3-8	.375	43-63	.683	48	72	120	6.7	47-0	19	21	14	11	228	12.7
TOTAL		109-71	2427/22.3	419-700	.599	17-61	.279	189-267	.708	225	386	611	5.6	226-4	52	103	97	49	1044	9.6





45 COLT LANGDON

FORWARD · REDSHIRT FRESHMAN · 6-7 · 230 LBS. · RALEIGH, NC · MILLBROOK (BUTLER)

SEASON STATS

PPG	RPG	APG	FG%	3FG%	FT%
0.4	0.2	0.0	0.0	0.0	100

LANGDON'S SINGLE-GAME BEST

POINTS  
Season ..... 2, vs. UAB (11/7/25)  
ACC .....

REBOUNDS  
Season ..... 1, vs. NC Central (11/3/25)  
ACC .....

FG MADE  
Season .....  
ACC .....

FG ATTEMPTED  
Season ..... 2, vs. NC Central (11/3/25)  
ACC ..... 1, at Florida State (1/10/26)

3FG MADE  
Season .....  
ACC .....

3FG ATTEMPTED  
Season ..... 2, vs. NC Central (11/3/25)  
ACC .....

FT MADE  
Season ..... 2, vs. UAB (11/7/25)  
ACC .....

FT ATTEMPTED  
Season ..... 2, vs. UAB (11/7/25)  
ACC .....

ASSISTS  
Season .....  
ACC .....

STEALS  
Season .....  
ACC .....

BLOCKS  
Season .....  
ACC .....

MINUTES  
Season ..... 5, vs. NC Central (11/3/25)  
ACC ..... 3, at Florida State (1/10/26)

MISC. STATS

Games with 10+ points ..... 0  
Games with 20+ points ..... 0  
Games with 10+ rebounds ..... 0  
Games with 3+ assists ..... 0  
Games with 2+ steals ..... 0  
Games with 2+ blocks ..... 0  
Double-Doubles ..... 0  
Games led NCSU in points ..... 0  
Games led NCSU in rebounds ..... 0  
Games led NCSU in assists ..... 0  
Games led NCSU in steals ..... 0  
Games led NCSU in blocks ..... 0

NOTING LANGDON

- » Scored his first collegiate points from the charity stripe in the Pack's win over UAB on Nov. 7 ... went 2-for-2
- » Comes to the Pack after redshirting as a freshman at Butler
- » Originally a member of the Class of 2025 before reclassifying to Class of 2024 and enrolling at Butler
- » Three year varsity member at Millbrook High School in Raleigh
- » Finished high school career as program's all-time leading scorer with 1,758 points ... Made 182 three-pointers in three-year prep career
- » As a junior in 2023-24 season, averaged 26.4 points, 10.0 rebounds, 1.7 assists and 1.5 rebounds per game ... Set single-season program record with 738 points
- » Named North Carolina Basketball Coaches Association District 5 Player of the Year ... Recognized as 4A Northern Athletic Conference Player of the Year and Second Team All-State by HighSchoolOT

2025-26 GAME-GAME STATS

Opponent	Date	GS	MIN	Total		3-Pointers		Free throws		Rebounds				PF	A	TO	BLK	STL	PTS	AVG
				FG-FGA	PCT	3FG-3FGA	PCT	FT-FTA	PCT	OFF	DEF	TOT	AVG							
N.C. Central	11/03/2025		04:57	0-2	.000	0-2	.000	0-0	.000	1	0	1	1.0	1	0	1	0	0	0	0.0
UAB	11/07/2025		01:54	0-1	.000	0-1	.000	2-2	1.000	0	0	0	0.5	0	0	0	0	0	2	1.0
UNC Greensboro	11/12/2025		01:52	0-0	.000	0-0	.000	0-0	.000	0	0	0	0.3	0	0	0	0	0	0	0.7
Liberty	12/10/2025		03:41	0-2	.000	0-1	.000	0-0	.000	0	0	0	0.3	0	0	0	0	0	0	0.5
Texas Southern	12/17/2025		02:49	0-0	.000	0-0	.000	0-0	.000	0	0	0	0.2	0	0	0	0	0	0	0.4
at Florida St.	01/10/2026		02:42	0-1	.000	0-0	.000	0-0	.000	0	0	0	0.2	0	0	0	0	0	0	0.3
Totals		0	17:55	0-6	.000	0-4	.000	2-2	1.000	1	0	1	0.2	1	0	1	0	0	2	0.3

LANGDON'S CAREER STATS

SEASON	TEAM	GP-GS	MIN/AVG	FG-FGA	FG%	3FG-3FGA	3FG%	FT-FTA	FT%	OFF	DEF	TOT	AVG	PF-FO	A	TO	BLK	STL	PTS	AVG
2025-26	NCSU	6-0	18/3.0	0-6	.000	0-4	.000	2-2	1.000	1	0	1	0.2	1-0	0	1	0	0	2	0.3
TOTAL		6-0	18/3.0	0-6	.000	0-4	.000	2-2	1.000	1	0	1	0.2	1-0	0	1	0	0	2	0.3





## 2025-26 NC State Men's Basketball Combined Team Statistics All games

Page 1/1  
as of Jan 18, 2026

### Game Records

Record	Overall	Home	Away	Neutral
ALL GAMES	12-6	8-3	2-1	2-2
CONFERENCE	3-2	1-2	2-0	0-0
NON-CONFERENCE	9-4	7-1	0-1	2-2

### Score by Periods

Team	1st	2nd	OT	TOT
NC State	713	822	10	1545
Opponents	587	691	11	1289

### Team Box Score

No.	Player				Total		3-Point		F-Throw		Rebounds											
		GP-GS	MIN	AVG	FG-FGA	FG%	3FG-3FGA	3FG%	FT-FTA	FT%	OFF	DEF	TOT	AVG	PF	DQ	A	TO	BLK	STL	PTS	AVG
1	WILLIAMS, Darrion	17-17	495:04	29.1	87-200	.435	35-86	.407	32-41	.780	22	72	94	5.5	47	2	58	24	4	18	241	14.2
2	MCNEIL, JR., Paul	18-17	482:55	26.8	73-172	.424	55-134	.410	50-62	.806	15	61	76	4.2	25	0	18	5	6	15	251	13.9
11	COPELAND, Quadir	18-18	477:38	26.5	83-152	.546	19-39	.487	61-83	.735	10	50	60	3.3	55	1	109	50	1	30	246	13.7
22	LUBIN, Ven-Allen	18-18	481:23	26.7	91-137	.664	3-8	.375	43-63	.683	48	72	120	6.7	47	0	19	21	14	11	228	12.7
5	HOLLOMAN, Tre	16-11	391:43	24.5	49-109	.450	28-65	.431	33-40	.825	2	23	25	1.6	31	2	37	26	5	12	159	9.9
3	ABLE, Matt	18-0	361:14	20.1	52-127	.409	27-72	.375	21-26	.808	11	47	58	3.2	34	0	20	17	5	23	152	8.4
15	DENG, Jerry	8-0	100:04	12.5	16-46	.348	11-34	.324	6-7	.857	4	13	17	2.1	8	0	3	3	1	5	49	6.1
7	BREED, Alyn	17-7	280:28	16.5	26-62	.419	10-27	.370	21-24	.875	4	32	36	2.1	36	2	23	9	1	14	83	4.9
21	ARCENEUX, Terrance	14-0	212:33	15.2	20-45	.444	9-25	.360	10-14	.714	12	24	36	2.6	7	0	8	5	7	15	59	4.2
13	SAGNIA, Musa	18-1	267:40	14.9	22-34	.647	1-3	.333	8-16	.500	27	36	63	3.5	35	1	8	9	10	13	53	2.9
12	EBUBE, Scottie	10-1	41:34	4.2	7-8	.875	0-0	.000	2-7	.286	6	6	12	1.2	16	1	0	5	6	3	16	1.6
0	SNELL, Jordan	6-0	14:43	2.5	2-6	.333	2-5	.400	0-0	.000	0	1	1	0.2	1	0	2	0	0	0	6	1.0
45	LANGDON, Colt	6-0	17:55	3.0	0-6	.000	0-4	.000	2-2	1.000	1	0	1	0.2	1	0	0	1	0	0	2	0.3
Team											20	37	57					4				
Total		18	3625		528-1104	.478	200-502	.398	289-385	.751	182	474	656	36.4	343	9	305	179	60	159	1545	85.8
Opponents		18	3625		428-997	.429	161-483	.333	272-394	.690	166	442	608	33.8	316	8	222	259	54	102	1289	71.6

### Team Statistics

	NCSU	OPP
<b>Scoring</b>	<b>1545</b>	<b>1289</b>
Points per game	85.8	71.6
Scoring margin	+14.2	-
<b>Field goals-att</b>	<b>528-1104</b>	<b>428-997</b>
Field goal pct	.478	.429
<b>3 point fg-att</b>	<b>200-502</b>	<b>161-483</b>
3-point FG pct	.398	.333
3-pt FG made per game	11.1	8.9
<b>Free throws-att</b>	<b>289-385</b>	<b>272-394</b>
Free throw pct	.751	.690
F-Throws made per game	16.1	15.1
<b>Rebounds</b>	<b>656</b>	<b>608</b>
Rebounds per game	36.4	33.8
Rebounding margin	+2.7	-
<b>Assists</b>	<b>305</b>	<b>222</b>
Assists per game	16.9	12.3
<b>Turnovers</b>	<b>179</b>	<b>259</b>
Turnovers per game	9.9	14.4
Turnover margin	+4.4	-
Assist/turnover ratio	1.7	0.9
<b>Steals</b>	<b>159</b>	<b>102</b>
Steals per game	8.8	5.7
<b>Blocks</b>	<b>60</b>	<b>54</b>
Blocks per game	3.3	3.0
<b>Winning streak</b>	<b>0</b>	<b>-</b>
Home win streak	0	-
<b>Attendance</b>	<b>166981</b>	<b>17930</b>
Home games-Avg/Game	11-15180	3-5977
Neutral site-Avg/Game	-	4-1800

### Team Results

Date	Opponent		Score	Att.
11/03/2025	N.C. Central	W	114-66	19119
11/07/2025	UAB	W	94-70	15918
11/12/2025	UNC Greensboro	W	110-64	14516
11/17/2025	VCU	W	85-79	14805
11/24/2025	vs Seton Hall	L	74-85	2400
11/25/2025	vs Boise St.	W	81-70	2400
11/26/2025	vs Texas	L	97-102	2400
12/03/2025	at Auburn	L	73-83	9121
12/06/2025	UNC Asheville	W	75-63	14862
12/10/2025	Liberty	W	85-45	14515
12/13/2025	Kansas	Lot	76-77	19119
12/17/2025	Texas Southern	W	108-72	5500
12/21/2025	vs Ole Miss	W	76-62	0
12/31/2025	Wake Forest	W	70-57	16105
01/03/2026	Virginia	L	61-76	16144
01/06/2026	at Boston College	W	79-71	1892
01/10/2026	at Florida St.	W	113-69	6917
01/17/2026	Georgia Tech	L	74-78	16378





## 2025-26 NC State Men's Basketball Combined Team Statistics In Conference games

Page 1/1  
as of Jan 18, 2026

### Game Records

Record	Overall	Home	Away	Neutral
ALL GAMES	3-2	1-2	2-0	0-0
CONFERENCE	3-2	1-2	2-0	0-0
NON-CONFERENCE	0-0	0-0	0-0	0-0

### Score by Periods

Team	1st	2nd	OT	TOT
NC State	187	210	0	397
Opponents	169	182	0	351

### Team Box Score

No.	Player				Total		3-Point		F-Throw		Rebounds													
		GP-GS	MIN	AVG	FG-FGA	FG%	3FG-3FGA	3FG%	FT-FTA	FT%	OFF	DEF	TOT	AVG	PF	DQ	A	TO	BLK	STL	PTS	AVG		
2	MCNEIL, JR., Paul	5-5	146:23	29.3	18-47	.383	14-37	.378	15-20	.750	4	13	17	3.4	6	0	5	0	4	5	65	13.0		
1	WILLIAMS, Darrion	5-5	148:14	29.6	22-64	.344	11-28	.393	9-12	.750	4	25	29	5.8	14	0	17	7	2	11	64	12.8		
11	COPELAND, Quadir	5-5	137:17	27.5	23-51	.451	6-15	.400	11-17	.647	3	11	14	2.8	16	0	34	18	0	13	63	12.6		
22	LUBIN, Ven-Allen	5-5	142:13	28.4	22-37	.595	0-1	.000	13-20	.650	13	18	31	6.2	13	0	5	6	8	2	57	11.4		
3	ABLE, Matt	5-0	108:16	21.7	14-33	.424	10-20	.500	7-8	.875	4	13	17	3.4	11	0	5	4	0	4	45	9.0		
21	ARCENEUX, Terrance	4-0	77:48	19.5	11-17	.647	6-10	.600	2-3	.667	4	11	15	3.8	0	0	3	0	2	8	30	7.5		
7	BREED, Alyn	5-5	95:15	19.0	12-27	.444	5-11	.455	7-8	.875	0	7	7	1.4	14	1	3	3	0	7	36	7.2		
13	SAGNIA, Musa	5-0	80:04	16.0	8-13	.615	1-1	1.000	6-8	.750	10	7	17	3.4	9	0	2	4	1	1	23	4.6		
5	HOLLOMAN, Tre	3-0	54:36	18.2	2-9	.222	2-7	.286	4-6	.667	0	2	2	0.7	4	0	4	4	3	2	10	3.3		
12	EBUBE, Scottie	2-0	04:23	2.2	2-2	1.000	0-0	.000	0-0	.000	0	0	0	0.0	1	0	0	1	0	1	4	2.0		
0	SNELL, Jordan	1-0	02:42	2.7	0-1	.000	0-1	.000	0-0	.000	0	0	0	0.0	1	0	1	0	0	0	0	0.0		
45	LANGDON, Colt	1-0	02:42	2.7	0-1	.000	0-0	.000	0-0	.000	0	0	0	0.0	0	0	0	0	0	0	0	0.0		
Team											7	13	20											
Total		5	1000		134-302	.444	55-131	.420	74-102	.725	49	120	169	33.8	89	1	79	47	20	54	397	79.4		
Opponents		5	1000		118-264	.447	45-127	.354	70-107	.654	43	129	172	34.4	89	2	56	76	14	24	351	70.2		

### Team Statistics

	NCSU	OPP
<b>Scoring</b>	<b>397</b>	<b>351</b>
Points per game	79.4	70.2
Scoring margin	+9.2	-
<b>Field goals-att</b>	<b>134-302</b>	<b>118-264</b>
Field goal pct	.444	.447
<b>3 point fg-att</b>	<b>55-131</b>	<b>45-127</b>
3-point FG pct	.420	.354
3-pt FG made per game	11.0	9.0
<b>Free throws-att</b>	<b>74-102</b>	<b>70-107</b>
Free throw pct	.725	.654
F-Throws made per game	14.8	14.0
<b>Rebounds</b>	<b>169</b>	<b>172</b>
Rebounds per game	33.8	34.4
Rebounding margin	-0.6	-
<b>Assists</b>	<b>79</b>	<b>56</b>
Assists per game	15.8	11.2
<b>Turnovers</b>	<b>47</b>	<b>76</b>
Turnovers per game	9.4	15.2
Turnover margin	+5.8	-
Assist/turnover ratio	1.7	0.7
<b>Steals</b>	<b>54</b>	<b>24</b>
Steals per game	10.8	4.8
<b>Blocks</b>	<b>20</b>	<b>14</b>
Blocks per game	4.0	2.8
<b>Winning streak</b>	<b>0</b>	<b>-</b>
Home win streak	0	-
<b>Attendance</b>	<b>48627</b>	<b>8809</b>
Home games-Avg/Game	3-16209	2-4405
Neutral site-Avg/Game	-	0-0

### Team Results

Date	Opponent		Score	Att.
12/31/2025	Wake Forest	W	70-57	16105
01/03/2026	Virginia	L	61-76	16144
01/06/2026	at Boston College	W	79-71	1892
01/10/2026	at Florida St.	W	113-69	6917
01/17/2026	Georgia Tech	L	74-78	16378



# 2025-26 NC STATE MEN'S BASKETBALL TV ROSTER



**0**

**Jordan Snell**  
G · 6-3 · 195 · SR  
Cary, NC




**1**

**Darrion Williams**  
F · 6-6 · 225 · SR  
Sacramento, CA



**2**

**Paul McNeil, Jr.**  
G · 6-5 · 190 · SO  
Rockingham, NC



**3**

**Matt Able**  
G · 6-6 · 205 · FR  
Baltimore, MD



**5**

**Tre Holloman**  
G · 6-2 · 195 · SR  
Minneapolis, MN



**7**

**Alyn Breed**  
G · 6-3 · 200 · R-SR  
Powder Springs, GA



**10**

**Jayme Kontuniemi**  
G · 6-4 · 215 · FR  
Helsinki, Finland



**11**

**Quadir Copeland**  
G · 6-6 · 220 · SR  
Philadelphia, PA



**12**

**Scottie Ebube**  
C · 6-10 · 280 · SR  
Mundelein, IL



**13**

**Musa Sagnia**  
F · 6-10 · 235 · FR  
Bakau, The Gambia



**15**

**Jerry Deng**  
F · 6-9 · 230 · JR  
Rochester, NY



**21**

**Terrance Arceneaux**  
G · 6-6 · 205 · R-JR  
Beaumont, TX



**22**

**Ven-Allen Lubin**  
F · 6-9 · 250 · SR  
Orlando, FL




**33**

**Zymicah Wilkins**  
F · 6-9 · 260 · FR  
Rutherfordton, NC



**45**

**Colt Langdon**  
F · 6-7 · 230 · R-FR  
Raleigh, NC



**Will Wade**  
Head Coach



**Brandon Chambers**  
Assistant Coach



**Vernon Hamilton**  
Assistant Coach



**Adam Howard**  
Assistant Coach