



Official Basketball Box Score - Final
NC State at Clemson
01/20/26 Littlejohn Coliseum, Clemson
2025-26 Clemson Men's Basketball

Game Time: 7:00 PM
Game Duration: 2:22
Attendance: 9,000

Officials: Rogers Ayers, Tommy Morrissey, Tony Chiazza

NC State - 80

Record: 13-6 (4-2)

NO.	Name		Min	FG			3P			FT			Rebounds			Fouls		TP	AS	TO	ST	Blocks		+/-
				M-A	M-A	M-A	M-A	M-A	M-A	OR	DR	TOT	PF	FD								BS	BA	
1	Darrion Williams	F	38:36	5-17	3-8	4-4	0	6	6	2	4	17	3	0	1	0	0	5						
22	Ven-Allen Lubin	F	35:42	9-12	0-0	4-4	3	3	6	3	2	22	0	0	1	0	0	3						
2	Paul McNeil, Jr.	G	36:38	3-8	3-7	1-2	1	3	4	1	2	10	1	0	0	1	0	10						
5	Tre Holloman	G	27:58	1-6	0-4	4-4	0	0	0	4	2	6	1	0	1	0	0	-7						
11	Quadir Copeland	G	40:34	4-10	1-2	7-9	0	4	4	3	6	16	6	1	2	0	0	2						
3	Matt Able		22:29	2-3	0-1	2-2	2	4	6	2	1	6	2	3	2	0	0	6						
13	Musa Sagnia		10:07	0-0	0-0	0-0	0	0	0	2	0	0	0	0	1	0	0	3						
21	Terrance Arceneaux		12:56	1-1	1-1	0-0	0	0	0	2	0	3	0	0	0	0	0	-2						
Team										0	4	4	0		0									
Totals				25-57	8-23	22-25	6	24	30	19	17	80	13	7	7	1	0	4						

Shooting By Period			
1 st FG%	15-31	48.4%	
3PT%	6-14	42.9%	
FT%	2-3	66.7%	
2 nd FG%	7-20	35.0%	
3PT%	1-7	14.3%	
FT%	16-18	88.9%	
OT FG%	3-6	50.0%	
3PT%	1-2	50.0%	
FT%	4-4	100%	
GM FG%	25-57	43.9%	
3PT%	8-23	34.8%	
FT%	22-25	88.0%	

Major Fouls: Holloman (F1) 1st 14:16

Dead Ball Rebounds: 0, 1

Clemson - 76

Record: 16-4 (6-1)

NO.	Name		Min	FG			3P			FT			Rebounds			Fouls		TP	AS	TO	ST	Blocks		+/-
				M-A	M-A	M-A	M-A	M-A	M-A	OR	DR	TOT	PF	FD								BS	BA	
0	RJ Godfrey	F	37:30	7-9	0-0	2-5	2	5	7	2	4	16	1	0	0	0	0	4						
10	Jake Wahlin	F	17:07	2-5	1-3	0-0	0	5	5	1	0	5	0	1	0	0	0	-1						
22	Carter Welling	C	33:40	3-5	0-0	8-12	3	6	9	4	9	14	2	1	0	0	0	1						
1	Jestin Porter	G	37:32	3-13	3-8	0-0	1	3	4	1	1	9	0	1	1	0	0	3						
2	Dillon Hunter	G	37:35	2-9	2-8	1-2	0	1	1	4	2	7	5	3	1	0	0	-6						
4	Efrem Johnson		23:26	2-6	2-4	1-2	1	3	4	1	1	7	0	2	0	0	1	-5						
11	Nick Davidson		13:32	3-3	0-0	0-0	2	0	2	1	0	6	0	2	0	0	0	-7						
21	Ace Buckner		20:23	4-7	1-4	3-3	0	2	2	3	2	12	1	3	0	0	0	-4						
3	Chase Thompson		04:15	0-1	0-1	0-0	0	0	0	0	0	0	0	0	0	0	0	-5						
Team										0	4	4	0		0									
Totals				26-58	9-28	15-24	9	29	38	17	19	76	9	13	2	0	1	-4						

Shooting By Period			
1 st FG%	11-24	45.8%	
3PT%	4-10	40.0%	
FT%	7-10	70%	
2 nd FG%	13-27	48.1%	
3PT%	5-15	33.3%	
FT%	5-8	62.5%	
OT FG%	2-7	28.6%	
3PT%	0-3	0.0%	
FT%	3-6	50%	
GM FG%	26-58	44.8%	
3PT%	9-28	32.1%	
FT%	15-24	62.5%	

Dead Ball Rebounds: 7, 0

Major Fouls: NONE

	NCS	CU
Biggest lead	11 (1 st 2:45)	5 (1 st 15:43)
Best Scoring Run	8 (1 st 4:59)	7 (2 nd 1:12)
Lead Changes	6	
Times Tied	6	
Time with Lead	29:24	08:14

Points from	NCS	CU
Turnovers	19	6
Paint	32	32
Second Chance	4	10
Fast Breaks	6	1
Bench	9	25

Period by Period Scoring				
	1st	2nd	OT1	TOT
NCS	38	31	11	80
CU	33	36	7	76



Official Basketball PlaybyPlay - First Half
NC State at Clemson
01/20/26 Littlejohn Coliseum, Clemson
2025-26 Clemson Men's Basketball

Game Time: 7:00 PM
Game Duration: 2:22
Attendance: 9,000

Officials: Rogers Ayers, Tommy Morrissey, Tony Chiazza

Period 1

Period Starters:

CU	0 Godfrey R	1 Porter J	2 Hunter D	10 Wahlin J	22 Welling C
NCS	1 Williams D	2 McNeil, Jr. P	5 Holloman T	11 Copeland Q	22 Lubin V

Game Time	CU	Score	Diff	NCS
20:00	22 WELLING C jumpball lost			22 LUBIN V jumpball won
19:46		0-3	-3	1 WILLIAMS D 3pt FG , jump shot made (3)
19:46				11 COPELAND Q assist (1)
19:33	1 PORTER J 3pt FG , jump shot made (3)	3-3	0	
19:33	2 HUNTER D assist (1)			
19:09		3-5	-2	11 COPELAND Q 2pt FG in the paint, layup made (2)
18:50	1 PORTER J 3pt FG , jump shot made (6)	6-5	1	
18:50	22 WELLING C assist (1)			
18:26				1 WILLIAMS D 2pt FG in the paint, layup missed
18:23	10 WAHLIN J defensive rebound (1)			
18:01	1 PORTER J 2pt FG outside the paint, jump shot missed			
17:58	0 GODFREY R offensive rebound (1)			
17:58	0 GODFREY R 2pt FG second chance in the paint, tip-in layup made (2)	8-5	3	
17:44				1 WILLIAMS D 3pt FG , jump shot missed
17:42	1 PORTER J defensive rebound (1)			
17:30	22 WELLING C foul drawn (1)			2 MCNEIL, JR. P foul personal (1 - 1)
17:13	1 PORTER J 2pt FG in the paint, layup missed			
17:11				1 WILLIAMS D defensive rebound (1)
17:01		8-8	0	2 MCNEIL, JR. P 3pt FG , jump shot made (3)
17:01				5 HOLLOMAN T assist (1)
16:42	10 WAHLIN J 3pt FG , jump shot made (3)	11-8	3	
16:42	2 HUNTER D assist (2)			
16:33	10 WAHLIN J foul shooting (1 - 1)			11 COPELAND Q foul drawn (1)
16:33		11-9	2	11 COPELAND Q free throw 1 - 2 made (3)
16:33		11-10	1	11 COPELAND Q free throw 2 - 2 made (4)
16:17	22 WELLING C 2pt FG in the paint, layup made (2)	13-10	3	
15:57				1 WILLIAMS D 3pt FG , jump shot missed
15:55	1 PORTER J defensive rebound (2)			
15:43	0 GODFREY R 2pt FG in the paint, layup made (4)	15-10	5	
15:11				1 WILLIAMS D 3pt FG , jump shot missed
15:09				3 ABLE M offensive rebound (1)
15:08		15-12	3	3 ABLE M 2pt FG second chance in the paint, layup made (2)
14:52	1 PORTER J 3pt FG , jump shot missed			
14:50				1 WILLIAMS D defensive rebound (2)
14:39		15-14	1	1 WILLIAMS D 2pt FG in the paint, layup made (5)
14:16	22 WELLING C foul drawn (2)			5 HOLLOMAN T foul flagrant 1 (1 - 2)
14:16	Timeout media			
14:16	22 WELLING C free throw 1 - 2 made (3)	16-14	2	
14:16	22 WELLING C free throw 2 - 2 missed			
14:16	offensive dead ball rebound (1)			
13:55	21 BUCKNER A 3pt FG second chance, jump shot missed			
13:53	11 DAMSDON N offensive rebound (1)			



Game Time	CU	Score	Diff	NCS
13:52	11 DAMSDON N 2pt FG second chance in the paint, layup made (2)	18-14	4	
13:25				5 HOLLOMAN T 2pt FG outside the paint, jump shot missed
13:25	defensive rebound (6)			
13:07	1 PORTER J foul drawn (1)			3 ABLE M foul personal (1 - 3)
13:01	2 HUNTER D 3pt FG , jump shot missed			
13:01				2 MCNEIL, JR. P defensive rebound (1)
13:01	11 DAMSDON N foul loose ball (1 - 2)			2 MCNEIL, JR. P foul drawn (1)
12:34				2 MCNEIL, JR. P 3pt FG , jump shot missed
12:32				22 LUBIN V offensive rebound (1)
12:31		18-16	2	22 LUBIN V 2pt FG second chance in the paint, layup made (2)
12:18	0 GODFREY R foul drawn (1)			13 SAGNIAM foul personal (1 - 4)
12:07	21 BUCKNER A 3pt FG , jump shot missed			
12:05				11 COPELAND Q defensive rebound (1)
11:54		18-19	-1	11 COPELAND Q 3pt FG , jump shot made (7)
11:54				3 ABLE M assist (1)
11:30	21 BUCKNER A 2pt FG in the paint, jump shot made (2)	20-19	1	
11:15				11 COPELAND Q turnover bad pass (1)
11:15	Timeout media			
10:54	11 DAMSDON N turnover bad pass (1)			3 ABLE M steal (1)
10:44		20-21	-1	3 ABLE M 2pt FG from turnover in the paint, layup made (4)
10:21	2 HUNTER D foul drawn (1)			21 ARCENEUX T foul shooting (1 - 5)
10:21	2 HUNTER D free throw 1 - 2 missed			
10:21	offensive dead ball rebound (2)			
10:21	2 HUNTER D free throw 2 - 2 made (1)	21-21	0	
09:51				turnover shot clock (2)
09:34	3 THOMPSON C 3pt FG from turnover, jump shot missed			
09:32				3 ABLE M defensive rebound (2)
09:21				1 WILLIAMS D 3pt FG , jump shot missed
09:19	2 HUNTER D defensive rebound (1)			
09:17	2 HUNTER D turnover bad pass (1)			
08:57				1 WILLIAMS D 2pt FG from turnover in the paint, layup missed
08:55	0 GODFREY R defensive rebound (2)			
08:49	4 JOHNSON E 2pt FG outside the paint, jump shot missed			
08:47				2 MCNEIL, JR. P defensive rebound (2)
08:25		21-24	-3	2 MCNEIL, JR. P 3pt FG , jump shot made (6)
08:03	4 JOHNSON E turnover travel (1)			
07:48		21-26	-5	22 LUBIN V 2pt FG from turnover in the paint, layup made (4)
07:48				11 COPELAND Q assist (2)
07:24	10 WAHLIN J 3pt FG , jump shot missed			
07:22				1 WILLIAMS D defensive rebound (3)
07:06				2 MCNEIL, JR. P 3pt FG , jump shot missed
07:05	1 PORTER J defensive rebound (3)			
07:01	1 PORTER J 2pt FG in the paint, layup missed			
07:01				defensive rebound (10)
07:01	Timeout media			
06:34				11 COPELAND Q 2pt FG outside the paint, jump shot missed



Game Time	CU	Score	Diff	NCS
06:32	21 BUCKNER A defensive rebound (1)			
06:25	1 PORTER J turnover bad pass (1)			3 ABLE M steal (2)
06:16				3 ABLE M 3pt FG from turnover, jump shot missed
06:14	0 GODFREY R defensive rebound (3)			
05:57	22 WELLING C turnover bad pass (1)			
05:35				1 WILLIAMS D 2pt FG from turnover in the paint, layup missed
05:33	10 WAHLIN J defensive rebound (2)			
05:15	11 DAMDSON N turnover bad pass (2)			
04:59		21-29	-8	2 MCNEIL, JR. P 3pt FG from turnover, jump shot made (9)
04:59				11 COPELAND Q assist (3)
04:38	2 HUNTER D 2pt FG in the paint, layup missed			
04:35	11 DAMDSON N offensive rebound (2)			
04:35	11 DAMDSON N 2pt FG second chance in the paint, tip-in layup made (4)	23-29	-6	
04:20		23-31	-8	22 LUBIN V 2pt FG in the paint, hook shot made (6)
04:03	2 HUNTER D turnover bad pass (2)			11 COPELAND Q steal (1)
03:59		23-33	-10	11 COPELAND Q 2pt FG fast break from turnover in the paint, layup made (9)
03:59	21 BUCKNER A foul shooting (1 - 3)			11 COPELAND Q foul drawn (2)
03:59	Timeout media			
03:59				11 COPELAND Q free throw fast break 1 - 1 missed
03:58	22 WELLING C defensive rebound (1)			
03:46	22 WELLING C foul drawn (3)			22 LUBIN V foul shooting (1 - 6)
03:46	22 WELLING C free throw 1 - 2 made (4)	24-33	-9	
03:46	22 WELLING C free throw 2 - 2 made (5)	25-33	-8	
03:34	2 HUNTER D foul personal (1 - 4)			11 COPELAND Q foul drawn (3)
03:27				11 COPELAND Q 3pt FG , jump shot missed
03:25				2 MCNEIL, JR. P offensive rebound (3)
03:22				1 WILLIAMS D 2pt FG second chance in the paint, layup missed
03:20	22 WELLING C defensive rebound (2)			
02:59	1 PORTER J 2pt FG in the paint, layup missed			
02:57				11 COPELAND Q defensive rebound (2)
02:45		25-36	-11	1 WILLIAMS D 3pt FG , jump shot made (8)
02:45				2 MCNEIL, JR. P assist (1)
02:29	2 HUNTER D turnover bad pass (3)			
02:05				1 WILLIAMS D 2pt FG from turnover outside the paint, jump shot missed
02:05	defensive rebound (16)			
01:58	21 BUCKNER A foul drawn (1)			11 COPELAND Q foul personal (1 - 7)
01:58	21 BUCKNER A 1&1 free throw 1 made (3)	26-36	-10	
01:58	21 BUCKNER A 1&1 free throw 2 made (4)	27-36	-9	
01:29				Timeout 30 Sec
01:28				turnover shot clock (3)
01:14	22 WELLING C foul drawn (4)			5 HOLLOMAN T foul shooting (2 - 8)
01:14	22 WELLING C free throw 1 - 2 missed			
01:14	offensive dead ball rebound (3)			
01:14	22 WELLING C free throw 2 - 2 made (6)	28-36	-8	
01:04		28-38	-10	22 LUBIN V 2pt FG in the paint, layup made (8)
01:04				11 COPELAND Q assist (4)



Officials: Rogers Ayers, Tommy Morrissey, Tony Chiazza

Game Time	CU	Score	Diff	NCS
00:54	22 WELLING C 2pt FG in the paint, dunk, made (8)	30-38	-8	
00:41	2 HUNTER D steal (1)			3 ABLE M turnover bad pass (1)
00:28	21 BUCKNER A 3pt FG from turnover, jump shot made (7)	33-38	-5	
00:28	2 HUNTER D assist (3)			
00:06				11 COPELAND Q 2pt FG outside the paint, jump shot missed
00:04	10 WAHLIN J defensive rebound (3)			
00:01	10 WAHLIN J 2pt FG outside the paint, jump shot missed			
00:01	offensive dead ball rebound (4)			
END OF PERIOD				
CU 33-38 NCS				



NC State at Clemson

01/20/26 Littlejohn Coliseum, Clemson
2025-26 Clemson Men's Basketball

Game Time: 7:00 PM

Game Duration: 2:22

Attendance: 9,000

Officials: Rogers Ayers, Tommy Morrissey, Tony Chiazza

NC State - 38

NO.	Name	Min	FG M-A	3P M-A	FT M-A	Rebounds			Fouls		TP	AS	TO	ST	Blocks		+/-
						OR	DR	TOT	PF	FD					BS	BA	
1	Darrion Williams	F 17:24	3-12	2-6	0-0	0	3	3	0	0	8	0	0	0	0	0	4
22	Ven-Allen Lubin	F 14:30	4-4	0-0	0-0	1	0	1	1	0	8	0	0	0	0	0	2
2	Paul McNeil, Jr.	G 16:52	3-5	3-5	0-0	1	2	3	1	1	9	1	0	0	0	0	7
5	Tre Holloman	G 11:18	0-1	0-0	0-0	0	0	0	2	0	0	1	0	0	0	0	0
11	Quadir Copeland	G 16:48	3-6	1-2	2-3	0	2	2	1	3	9	4	1	1	0	0	1
3	Matt Able	11:50	2-3	0-1	0-0	1	1	2	1	0	4	1	1	2	0	0	3
13	Musa Sagnia	06:19	0-0	0-0	0-0	0	0	0	1	0	0	0	0	0	0	0	5
21	Terrance Arceneaux	04:59	0-0	0-0	0-0	0	0	0	1	0	0	0	0	0	0	0	3
Team						0	1	1	0		0		2				
Totals			15-31	6-14	2-3	3	9	12	8	4	38	7	4	3	0	0	5

Shooting By Period

1 st FG%	15-31	48.4%
3PT%	6-14	42.9%
FT%	2-3	66.7%
GM FG%	15-31	48.4%
3PT%	6-14	42.9%
FT%	2-3	66.7%

Dead Ball Rebounds: 0, 0

Major Fouls: Holloman (F1) 1st 14:16

Clemson - 33

NO.	Name	Min	FG M-A	3P M-A	FT M-A	Rebounds			Fouls		TP	AS	TO	ST	Blocks		+/-
						OR	DR	TOT	PF	FD					BS	BA	
0	RJ Godfrey	F 15:52	2-2	0-0	0-0	1	2	3	0	1	4	0	0	0	0	0	2
10	Jake Wahlin	F 11:16	1-3	1-2	0-0	0	3	3	1	0	3	0	0	0	0	0	-1
22	Carter Welling	C 13:47	2-2	0-0	4-6	0	2	2	0	4	8	1	1	0	0	0	0
1	Jestin Porter	G 13:48	2-7	2-3	0-0	0	3	3	0	1	6	0	1	0	0	0	0
2	Dillon Hunter	G 17:47	0-2	0-1	1-2	0	1	1	1	1	1	3	3	1	0	0	-8
4	Efrem Johnson	06:13	0-1	0-0	0-0	0	0	0	0	0	0	0	1	0	0	0	-4
11	Nick Davidson	06:06	2-2	0-0	0-0	2	0	2	1	0	4	0	2	0	0	0	-7
21	Ace Buckner	10:56	2-4	1-3	2-2	0	1	1	1	1	7	0	0	0	0	0	-2
3	Chase Thompson	04:15	0-1	0-1	0-0	0	0	0	0	0	0	0	0	0	0	0	-5
Team						0	2	2	0		0		0				
Totals			11-24	4-10	7-10	3	14	17	4	8	33	4	8	1	0	0	-5

Shooting By Period

1 st FG%	11-24	45.8%
3PT%	4-10	40.0%
FT%	7-10	70%
GM FG%	11-24	45.8%
3PT%	4-10	40.0%
FT%	7-10	70.0%

Dead Ball Rebounds: 4, 0

Major Fouls: NONE

	NCS	CU
Biggest lead	11 (1 st 2:45)	5 (1 st 15:43)
Best Scoring Run	8 (1 st 4:59)	5 (1 st 17:58)
Lead Changes	4	
Times Tied	3	
Time with Lead	09:44	07:23

	NCS	CU
Points from		
Turnovers	9	4
Paint	18	14
Second Chance	4	6
Fast Breaks	2	0
Bench	4	11

Period by Period Scoring				
	1st	2nd	OT1	TOT
NCS	38	31	11	80
CU	33	36	7	76



Period 2

Period Starters:

CU	0 Godfrey R	1 Porter J	2 Hunter D	10 Wahlin J	22 Welling C
NCS	1 Williams D	2 McNeil, Jr. P	5 Holloman T	11 Copeland Q	22 Lubin V

Game Time	CU	Score	Diff	NCS
19:47	10 WAHLIN J turnover bad pass (1)			1 WILLIAMS D steal (1)
19:47	22 WELLING C foul personal (1 - 1)			1 WILLIAMS D foul drawn (1)
19:26	0 GODFREY R foul shooting (1 - 2)			1 WILLIAMS D foul drawn (2)
19:26		33-39	-6	1 WILLIAMS D free throw 1 - 2 made (9)
19:26		33-40	-7	1 WILLIAMS D free throw 2 - 2 made (10)
18:58	10 WAHLIN J 2pt FG in the paint, layup made (5)	35-40	-5	
18:43		35-42	-7	22 LUBIN V 2pt FG in the paint, alleyoop made (10)
18:43				1 WILLIAMS D assist (1)
18:30	2 HUNTER D 3pt FG , jump shot made (4)	38-42	-4	
18:17				11 COPELAND Q 2pt FG in the paint, layup missed
18:15	10 WAHLIN J defensive rebound (4)			
17:52	0 GODFREY R 2pt FG in the paint, dunk, made (6)	40-42	-2	
17:52	22 WELLING C assist (2)			
17:32		40-44	-4	22 LUBIN V 2pt FG in the paint, jump shot made (12)
17:03	2 HUNTER D 3pt FG , jump shot missed			
17:02				1 WILLIAMS D defensive rebound (4)
16:52				22 LUBIN V 2pt FG in the paint, jump shot missed
16:50	22 WELLING C defensive rebound (3)			
16:40	22 WELLING C foul drawn (5)			11 COPELAND Q foul personal (2 - 1)
16:27	10 WAHLIN J 3pt FG , jump shot missed			
16:26				1 WILLIAMS D defensive rebound (5)
16:24	2 HUNTER D foul shooting (2 - 3)			11 COPELAND Q foul drawn (4)
16:24		40-45	-5	11 COPELAND Q free throw 1 - 2 made (10)
16:24		40-46	-6	11 COPELAND Q free throw 2 - 2 made (11)
16:08	1 PORTER J 3pt FG , jump shot made (9)	43-46	-3	
16:08	21 BUCKNER A assist (1)			
15:50				2 MCNEIL, JR. P 3pt FG , jump shot missed
15:48				22 LUBIN V offensive rebound (2)
15:46				22 LUBIN V 2pt FG second chance in the paint, layup missed
15:45	defensive rebound (20)			
15:45	Timeout media			
15:31	21 BUCKNER A turnover bad pass (1)			11 COPELAND Q steal (2)
15:26	4 JOHNSON E foul shooting (1 - 4)			22 LUBIN V foul drawn (1)
15:26		43-47	-4	22 LUBIN V free throw fast break 1 - 2 made (13)
15:26		43-48	-5	22 LUBIN V free throw fast break 2 - 2 made (14)
15:02	11 DAMSDON N 2pt FG in the paint, layup made (6)	45-48	-3	
14:44		45-50	-5	22 LUBIN V 2pt FG in the paint, layup made (16)
14:44				3 ABLE M assist (2)
14:24	21 BUCKNER A turnover bad pass (2)			22 LUBIN V steal (1)
14:07		45-52	-7	22 LUBIN V 2pt FG from turnover in the paint, dunk, made (18)
14:07				1 WILLIAMS D assist (2)
13:38	4 JOHNSON E 3pt FG , jump shot made (3)	48-52	-4	



NC State at Clemson

01/20/26 Littlejohn Coliseum, Clemson
2025-26 Clemson Men's Basketball

Game Time: 7:00 PM

Game Duration: 2:22

Attendance: 9,000

Officials: Rogers Ayers, Tommy Morrissey, Tony Chiazza

Game Time	CU	Score	Diff	NCS
13:13	1 PORTER J steal (1)			13 SAGNIA M turnover lost ball (1)
13:05	2 HUNTER D 3pt FG from turnover, jump shot missed			
13:03				3 ABLE M defensive rebound (3)
12:57				5 HOLLOMAN T 3pt FG , jump shot missed
12:55	0 GODFREY R defensive rebound (4)			
12:38	0 GODFREY R 2pt FG in the paint, layup missed			
12:38				defensive rebound (17)
12:07		48-55	-7	21 ARCENEAU X T 3pt FG , jump shot made (3)
12:07				11 COPELAND Q assist (5)
11:45	4 JOHNSON E 3pt FG , jump shot made (6)	51-55	-4	
11:45	2 HUNTER D assist (4)			
11:17	2 HUNTER D foul shooting (3 - 5)			11 COPELAND Q foul drawn (5)
11:17	Timeout media			
11:17		51-56	-5	11 COPELAND Q free throw 1 - 2 made (12)
11:17				11 COPELAND Q free throw 2 - 2 missed
11:16	21 BUCKNER A defensive rebound (2)			
10:50	1 PORTER J 3pt FG , jump shot missed			
10:48				3 ABLE M defensive rebound (4)
10:29		51-58	-7	5 HOLLOMAN T 2pt FG outside the paint, jump shot made (2)
10:16	21 BUCKNER A 2pt FG in the paint, layup made (9)	53-58	-5	
10:16	21 BUCKNER A foul drawn (2)			13 SAGNIA M foul shooting (2 - 2)
10:16				Timeout 30 Sec
10:16	21 BUCKNER A free throw 1 - 1 made (10)	54-58	-4	
10:01	0 GODFREY R foul personal (2 - 6)			1 WILLIAMS D foul drawn (3)
09:40				5 HOLLOMAN T 3pt FG , jump shot missed
09:36	0 GODFREY R defensive rebound (5)			
09:34	0 GODFREY R foul drawn (2)			5 HOLLOMAN T foul shooting (3 - 3)
09:34	0 GODFREY R free throw fast break 1 - 2 missed			
09:34	offensive dead ball rebound (5)			
09:34	0 GODFREY R free throw fast break 2 - 2 made (7)	55-58	-3	
09:18				3 ABLE M turnover lost ball (2)
08:57	22 WELLING C foul drawn (6)			11 COPELAND Q foul personal (3 - 4)
08:46	0 GODFREY R 2pt FG from turnover in the paint, layup made (9)	57-58	-1	
08:16		57-60	-3	1 WILLIAMS D 2pt FG in the paint, layup made (12)
08:00	2 HUNTER D foul drawn (2)			22 LUBIN V foul personal (2 - 5)
08:00	Timeout media			
07:45	21 BUCKNER A turnover lost ball (3)			5 HOLLOMAN T steal (1)
07:39	21 BUCKNER A foul shooting (2 - 7)			5 HOLLOMAN T foul drawn (1)
07:39		57-61	-4	5 HOLLOMAN T free throw fast break 1 - 2 made (3)
07:39		57-62	-5	5 HOLLOMAN T free throw fast break 2 - 2 made (4)
07:21	1 PORTER J 3pt FG , jump shot missed			
07:20	22 WELLING C offensive rebound (4)			
07:16	22 WELLING C 2pt FG second chance in the paint, layup missed			
07:12	0 GODFREY R offensive rebound (6)			
07:12	0 GODFREY R 2pt FG second chance in the paint, tip-in layup made (11)	59-62	-3	
06:52				11 COPELAND Q 2pt FG in the paint, layup missed



Official Basketball Play by Play - Second Half

NC State at Clemson01/20/26 Littlejohn Coliseum, Clemson
2025-26 Clemson Men's Basketball

Game Time: 7:00 PM

Game Duration: 2:22

Attendance: 9,000

Officials: Rogers Ayers, Tommy Morrissey, Tony Chiazza

Game Time	CU	Score	Diff	NCS
06:50				22 LUBIN V offensive rebound (3)
06:47				5 HOLLOMAN T 3pt FG second chance, jump shot missed
06:45	22 WELLING C defensive rebound (5)			
06:31	21 BUCKNER A 3pt FG , jump shot missed			
06:29				22 LUBIN V defensive rebound (4)
06:05	2 HUNTER D foul shooting (4 - 8)			11 COPELAND Q foul drawn (6)
06:05		59-63	-4	11 COPELAND Q free throw 1 - 2 made (13)
06:05		59-64	-5	11 COPELAND Q free throw 2 - 2 made (14)
05:56	22 WELLING C foul drawn (7)			1 WILLIAMS D foul shooting (1 - 6)
05:56	22 WELLING C free throw 1 - 2 missed			
05:56	offensive dead ball rebound (6)			
05:56	22 WELLING C free throw 2 - 2 made (9)	60-64	-4	
05:33	21 BUCKNER A foul personal (3 - 9)			2 MCNEIL, JR. P foul drawn (2)
05:33		60-65	-5	2 MCNEIL, JR. P 1&1 free throw 1 made (10)
05:33				2 MCNEIL, JR. P 1&1 free throw 2 missed
05:32	22 WELLING C defensive rebound (6)			
05:13	21 BUCKNER A 2pt FG in the paint, layup made (12)	62-65	-3	
04:44				22 LUBIN V 2pt FG in the paint, layup missed
04:42	4 JOHNSON E defensive rebound (1)			
04:30	4 JOHNSON E 2pt FG outside the paint, jump shot blocked			
04:30				2 MCNEIL, JR. P block (1)
04:26	4 JOHNSON E offensive rebound (2)			
04:26	Timeout 30 Sec			
04:14	1 PORTER J 2pt FG second chance in the paint, layup missed			
04:12				11 COPELAND Q defensive rebound (3)
04:02	22 WELLING C foul personal (2 - 10)			5 HOLLOMAN T foul drawn (2)
04:02		62-66	-4	5 HOLLOMAN T free throw 1 - 2 made (5)
04:02		62-67	-5	5 HOLLOMAN T free throw 2 - 2 made (6)
03:47	2 HUNTER D 3pt FG , jump shot made (7)	65-67	-2	
03:47	0 GODFREY R assist (1)			
03:12				5 HOLLOMAN T 3pt FG , jump shot missed
03:10	4 JOHNSON E defensive rebound (3)			
03:00	22 WELLING C foul drawn (8)			22 LUBIN V foul shooting (3 - 7)
03:00	22 WELLING C free throw 1 - 2 made (10)	66-67	-1	
03:00	22 WELLING C free throw 2 - 2 made (11)	67-67	0	
02:37				1 WILLIAMS D 3pt FG , jump shot missed
02:35	4 JOHNSON E defensive rebound (4)			
02:18	4 JOHNSON E 3pt FG , jump shot missed			
02:16	1 PORTER J offensive rebound (4)			
02:01	4 JOHNSON E 3pt FG second chance, jump shot missed			
02:01				defensive rebound (22)
02:01	Timeout 30 Sec			
01:40				11 COPELAND Q 2pt FG in the paint, jump shot missed
01:38	22 WELLING C defensive rebound (7)			
01:12	0 GODFREY R 2pt FG in the paint, layup made (13)	69-67	2	
01:12	2 HUNTER D assist (5)			
01:12	0 GODFREY R foul drawn (3)			21 ARCENEUX T foul shooting (2 - 8)
01:12	0 GODFREY R free throw 1 - 1 missed			



Official Basketball Play by Play - Second Half
NC State at Clemson
01/20/26 Littlejohn Coliseum, Clemson
2025-26 Clemson Men's Basketball

Game Time: 7:00 PM
Game Duration: 2:22
Attendance: 9,000

Officials: Rogers Ayers, Tommy Morrissey, Tony Chiazza

Game Time	CU	Score	Diff	NCS
01:11				11 COPELAND Q defensive rebound (4)
01:04				Timeout 30 Sec
01:00	22 WELLING C foul shooting (3 - 11)			1 WILLIAMS D foul drawn (4)
01:00		69-68	1	1 WILLIAMS D free throw 1 - 2 made (13)
01:00		69-69	0	1 WILLIAMS D free throw 2 - 2 made (14)
00:31	2 HUNTER D 3pt FG , jump shot missed			
00:29				1 WILLIAMS D defensive rebound (6)
00:23				Timeout 60 Sec
00:05				1 WILLIAMS D 2pt FG outside the paint, jump shot missed
00:02				3 ABLE M offensive rebound (5)
00:02				3 ABLE M turnover out of bounds (3)
00:02	Timeout 60 Sec			
00:00	2 HUNTER D 3pt FG from turnover, jump shot missed			
00:00				defensive dead ball rebound (1)
END OF PERIOD				
CU 69-69 NCS				



NC State at Clemson

01/20/26 Littlejohn Coliseum, Clemson
2025-26 Clemson Men's Basketball

Game Time: 7:00 PM

Game Duration: 2:22

Attendance: 9,000

Officials: Rogers Ayers, Tommy Morrissey, Tony Chiazza

NC State - 31

NO.	Name	Min	FG M-A	3P M-A	FT M-A	Rebounds			Fouls		TP	AS	TO	ST	Blocks		+/-
						OR	DR	TOT	PF	FD					BS	BA	
1	Darrion Williams	F 16:12	1-3	0-1	4-4	0	3	3	1	4	6	2	0	1	0	0	-3
22	Ven-Allen Lubin	F 16:12	4-7	0-0	2-2	2	1	3	2	1	10	0	0	1	0	0	-3
2	Paul McNeil, Jr.	G 14:46	0-1	0-1	1-2	0	0	0	0	1	1	0	0	0	1	0	-1
5	Tre Holloman	G 14:40	1-5	0-4	4-4	0	0	0	1	2	6	0	0	1	0	0	-7
11	Quadir Copeland	G 18:46	0-3	0-0	5-6	0	2	2	2	3	5	1	0	1	0	0	-3
3	Matt Able	07:47	0-0	0-0	0-0	1	2	3	0	0	0	1	2	0	0	0	0
13	Musa Sagnia	03:48	0-0	0-0	0-0	0	0	0	1	0	0	0	1	0	0	0	-2
21	Terrance Arceneaux	07:49	1-1	1-1	0-0	0	0	0	1	0	3	0	0	0	0	0	-6
Team						0	2	2	0		0		0				
Totals			7-20	1-7	16-18	3	10	13	8	11	31	4	3	4	1	0	-5

Shooting By Period			
2 nd FG%	7-20	35.0%	
3PT%	1-7	14.3%	
FT%	16-18	88.9%	
GM FG%	7-20	35.0%	
3PT%	1-7	14.3%	
FT%	16-18	88.9%	

Dead Ball Rebounds: 0, 1

Major Fouls: NONE

Clemson - 36

NO.	Name	Min	FG M-A	3P M-A	FT M-A	Rebounds			Fouls		TP	AS	TO	ST	Blocks		+/-
						OR	DR	TOT	PF	FD					BS	BA	
0	RJ Godfrey	F 16:38	4-5	0-0	1-3	1	2	3	2	2	9	1	0	0	0	0	6
10	Jake Wahlin	F 05:01	1-2	0-1	0-0	0	1	1	0	0	2	0	1	0	0	0	0
22	Carter Welling	C 14:53	0-1	0-0	3-4	1	4	5	3	4	3	1	0	0	0	0	5
1	Jestin Porter	G 19:23	1-4	1-3	0-0	1	0	1	0	0	3	0	0	1	0	0	7
2	Dillon Hunter	G 15:00	2-6	2-6	0-0	0	0	0	3	1	6	2	0	0	0	0	6
11	Nick Davidson	07:26	1-1	0-0	0-0	0	0	0	0	0	2	0	0	0	0	0	0
21	Ace Buckner	09:27	2-3	0-1	1-1	0	1	1	2	1	5	1	3	0	0	0	-2
4	Efrem Johnson	12:13	2-5	2-4	0-0	1	3	4	1	0	6	0	0	0	0	1	3
Team						0	1	1	0		0		0				
Totals			13-27	5-15	5-8	4	12	16	11	8	36	5	4	1	0	1	5

Shooting By Period			
2 nd FG%	13-27	48.1%	
3PT%	5-15	33.3%	
FT%	5-8	62.5%	
GM FG%	13-27	48.1%	
3PT%	5-15	33.3%	
FT%	5-8	62.5%	

Dead Ball Rebounds: 2, 0

Major Fouls: NONE

	NCS	CU
Biggest lead	7 (2 nd 19:26)	2 (2 nd 1:12)
Best Scoring Run	4 (2 nd 16:24)	7 (2 nd 1:12)
Lead Changes	1	
Times Tied	2	
Time with Lead	16:26	00:12

Points from	NCS	CU
Turnovers	8	2
Paint	10	16
Second Chance	0	2
Fast Breaks	4	1
Bench	3	13

Period by Period Scoring				
	1st	2nd	OT1	TOT
NCS	38	31	11	80
CU	33	36	7	76



Overtime 1

Period Starters:

CU	0 Godfrey R	1 Porter J	2 Hunter D	4 Johnson E	22 Welling C
NCS	1 Williams D	2 McNeil, Jr. P	5 Holloman T	11 Copeland Q	22 Lubin V

Game Time	CU	Score	Diff	NCS
05:00	22 WELLING C jumpball won			22 LUBIN V jumpball lost
04:33	0 GODFREY R 2pt FG in the paint, layup made (15)	71-69	2	
04:14		71-71	0	11 COPELAND Q 2pt FG in the paint, layup made (16)
03:40	2 HUNTER D 3pt FG , jump shot missed			
03:39				2 MCNEIL, JR. P defensive rebound (4)
03:17				2 MCNEIL, JR. P 2pt FG in the paint, layup missed
03:17	defensive rebound (34)			
03:00	22 WELLING C foul drawn (9)			5 HOLLOMAN T foul personal (4 - 9)
03:00	22 WELLING C 1&1 free throw 1 made (12)	72-71	1	
03:00	22 WELLING C 1&1 free throw 2 missed			
02:59				22 LUBIN V defensive rebound (5)
02:40		72-74	-2	1 WILLIAMS D 3pt FG , jump shot made (17)
02:40				11 COPELAND Q assist (6)
02:19	0 GODFREY R 2pt FG in the paint, layup missed			
02:16	22 WELLING C offensive rebound (8)			
02:16	22 WELLING C 2pt FG second chance in the paint, tip-in layup missed			
02:10				22 LUBIN V defensive rebound (6)
01:54				1 WILLIAMS D 2pt FG in the paint, layup missed
01:52	0 GODFREY R defensive rebound (7)			
01:30	1 PORTER J 3pt FG , jump shot missed			
01:28				3 ABLE M defensive rebound (6)
01:11		72-76	-4	22 LUBIN V 2pt FG in the paint, dunk, made (20)
01:11				1 WILLIAMS D assist (3)
00:58	0 GODFREY R foul drawn (4)			1 WILLIAMS D foul personal (2 - 10)
00:58	0 GODFREY R free throw 1 - 2 made (16)	73-76	-3	
00:58	0 GODFREY R free throw 2 - 2 missed			
00:57				defensive rebound (30)
00:29				2 MCNEIL, JR. P 3pt FG , jump shot missed
00:28	10 WAHLIN J defensive rebound (5)			
00:19	4 JOHNSON E foul drawn (1)			3 ABLE M foul shooting (2 - 11)
00:19	4 JOHNSON E free throw 1 - 2 missed			
00:19	offensive dead ball rebound (7)			
00:19	4 JOHNSON E free throw 2 - 2 made (7)	74-76	-2	
00:18	22 WELLING C foul personal (4 - 12)			22 LUBIN V foul drawn (2)
00:18		74-77	-3	22 LUBIN V free throw 1 - 2 made (21)
00:18		74-78	-4	22 LUBIN V free throw 2 - 2 made (22)
00:10	4 JOHNSON E turnover lost ball (2)			
00:10	1 PORTER J foul personal (1 - 13)			3 ABLE M foul drawn (1)
00:10		74-79	-5	3 ABLE M free throw 1 - 2 made (5)
00:10		74-80	-6	3 ABLE M free throw 2 - 2 made (6)
00:04	1 PORTER J 3pt FG , jump shot missed			
00:01	22 WELLING C offensive rebound (9)			



Official Basketball PlaybyPlay - 1st OT
NC State at Clemson
01/20/26 Littlejohn Coliseum, Clemson
2025-26 Clemson Men's Basketball

Game Time: 7:00 PM
Game Duration: 2:22
Attendance: 9,000

Officials: Rogers Ayers, Tommy Morrissey, Tony Chiazza

Game Time	CU	Score	Diff	NCS
00:00	22 WELLING C 2pt FG second chance outside the paint, jump shot made (14)	76-80	-4	
END OF GAME				
CU 76-80 NCS				



Officials: Rogers Ayers, Tommy Morrissey, Tony Chiazza

NC State - 11

NO.	Name		Min	FG		3P		FT		Rebounds			Fouls		TP	AS	TO	ST	Blocks		+/-
				M-A	M-A	M-A	M-A	M-A	M-A	OR	DR	TOT	PF	FD					BS	BA	
1	Darrion Williams	F	05:00	1-2	1-1	0-0	0	0	0	0	0	0	1	0	3	1	0	0	0	0	4
22	Ven-Allen Lubin	F	05:00	1-1	0-0	2-2	0	2	2	0	2	2	0	1	4	0	0	0	0	0	4
2	Paul McNeil, Jr.	G	05:00	0-2	0-1	0-0	0	1	1	0	1	1	0	0	0	0	0	0	0	0	4
5	Tre Holloman	G	02:00	0-0	0-0	0-0	0	0	0	0	0	0	1	0	0	0	0	0	0	0	0
11	Quadir Copeland	G	05:00	1-1	0-0	0-0	0	0	0	0	0	0	0	0	2	1	0	0	0	0	4
3	Matt Able		02:52	0-0	0-0	2-2	0	1	1	1	1	1	1	1	2	0	0	0	0	0	3
21	Terrance Arceneaux		00:08	0-0	0-0	0-0	0	0	0	0	0	0	0	0	0	0	0	0	0	0	1
Team										0	1	1	0		0		0				
Totals				3-6	1-2	4-4	0	5	5	3	2	11	2	0	0	0	0	0	0	0	4

Shooting By Period			
OT FG%	3-6	50.0%	
3PT%	1-2	50.0%	
FT%	4-4	100%	
GM FG%	3-6	50.0%	
3PT%	1-2	50.0%	
FT%	4-4	100.0%	

Dead Ball Rebounds: 0, 0

Major Fouls: NONE

Clemson - 7

NO.	Name		Min	FG		3P		FT		Rebounds			Fouls		TP	AS	TO	ST	Blocks		+/-
				M-A	M-A	M-A	M-A	M-A	M-A	OR	DR	TOT	PF	FD					BS	BA	
0	RJ Godfrey	F	05:00	1-2	0-0	1-2	0	1	1	0	1	1	0	1	3	0	0	0	0	0	-4
10	Jake Wahlin	F	00:50	0-0	0-0	0-0	0	1	1	0	1	1	0	0	0	0	0	0	0	0	0
22	Carter Welling	C	05:00	1-2	0-0	1-2	2	0	2	1	1	3	1	1	3	0	0	0	0	0	-4
1	Jestin Porter	G	04:22	0-2	0-2	0-0	0	0	0	0	0	0	1	0	0	0	0	0	0	0	-4
2	Dillon Hunter	G	04:48	0-1	0-1	0-0	0	0	0	0	0	0	0	0	0	0	0	0	0	0	-4
4	Efrem Johnson		05:00	0-0	0-0	1-2	0	0	0	0	0	0	0	1	1	0	1	0	0	0	-4
Team										0	1	1	0		0		0				
Totals				2-7	0-3	3-6	2	3	5	2	3	7	2	3	7	0	1	0	0	0	-4

Shooting By Period			
OT FG%	2-7	28.6%	
3PT%	0-3	0.0%	
FT%	3-6	50%	
GM FG%	2-7	28.6%	
3PT%	0-3	0.0%	
FT%	3-6	50.0%	

Dead Ball Rebounds: 1, 0

Major Fouls: NONE

	NCS	CU
Biggest lead	6 (1 st OT 0:10)	2 (1 st OT 4:33)
Best Scoring Run	5 (1 st OT 1:11)	2 (1 st OT 4:33)
Lead Changes	2	
Times Tied	1	
Time with Lead	02:40	00:39

Points from	NCS	CU
Turnovers	2	0
Paint	4	2
Second Chance	0	2
Fast Breaks	0	0
Bench	2	1

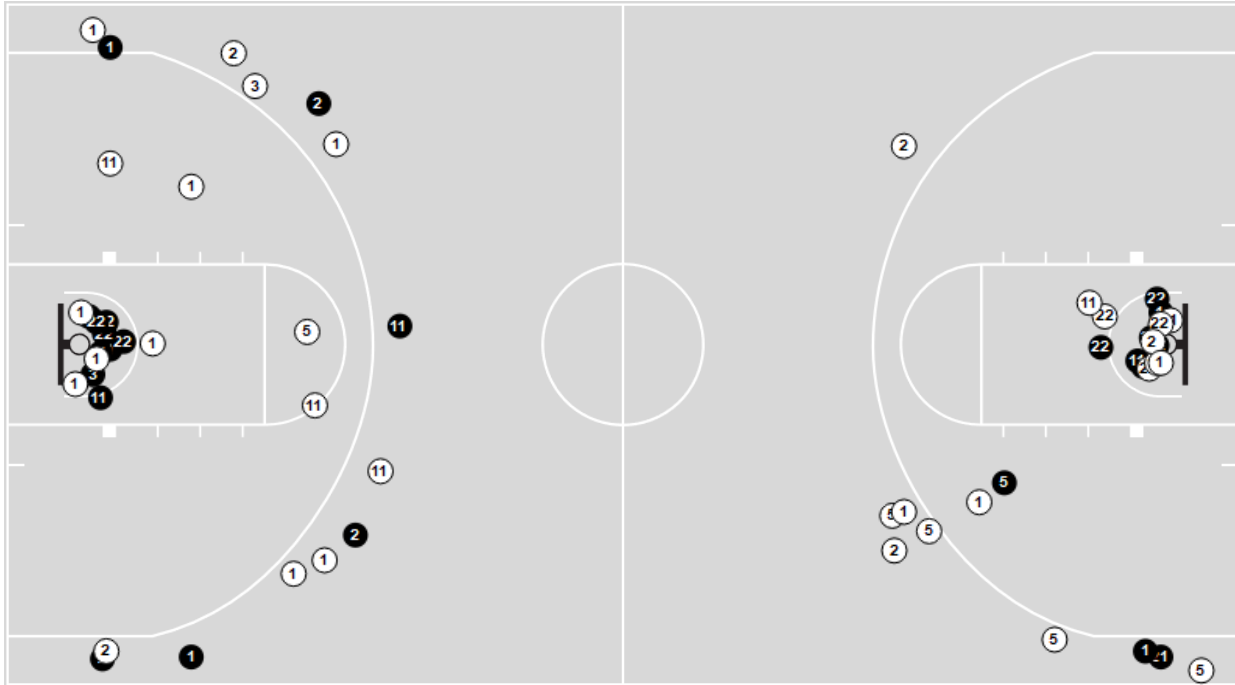
Period by Period Scoring				
	1st	2nd	OT1	TOT
NCS	38	31	11	80
CU	33	36	7	76



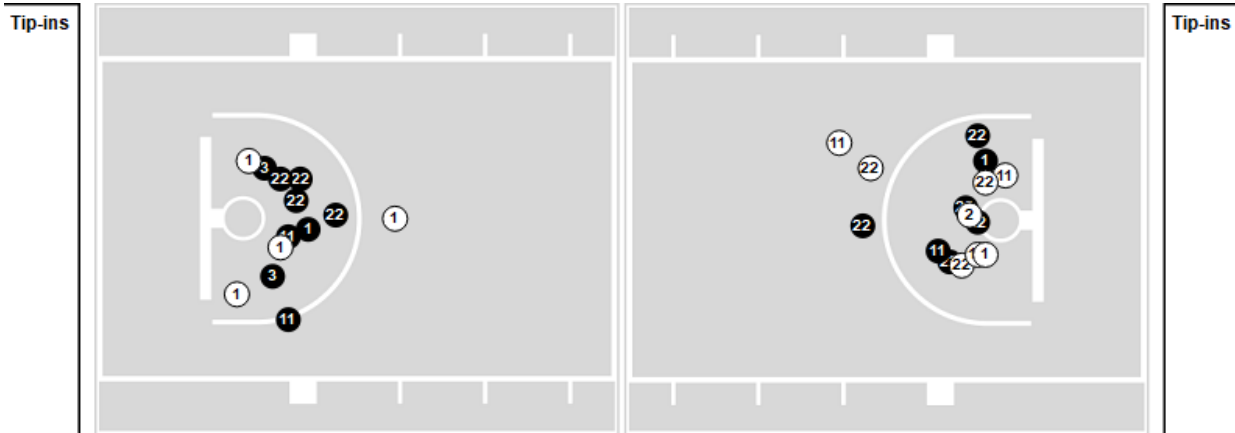
Officials: Rogers Ayers, Tommy Morrissey, Tony Chiazza

Players ==> All ; FG Types ==> All ; Results ==> All ;
NC State

All Field Goals



Shots in the Paint



M Made **N** Missed N - Player Number

NC State	M/A	%
Field Goals	25/57	44
2 Points	17/34	50
3 Points	8/23	35
Free Throws	22/25	88

NC State	M/A	%
Points in the Paint	32 (16/28)	57
Fast Break Points	6 (5/6)	83
Second Chance Points	4 (2/5)	40
Effective FG%	51	

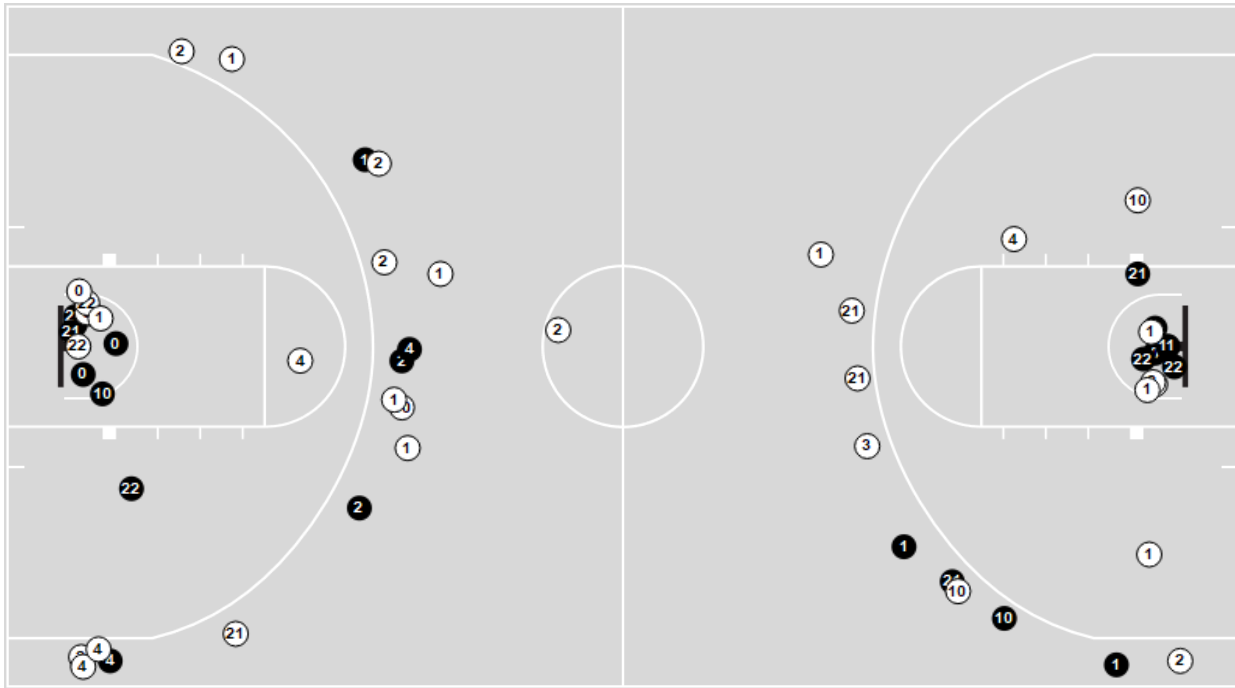


Officials: Rogers Ayers, Tommy Morrissey, Tony Chiazza

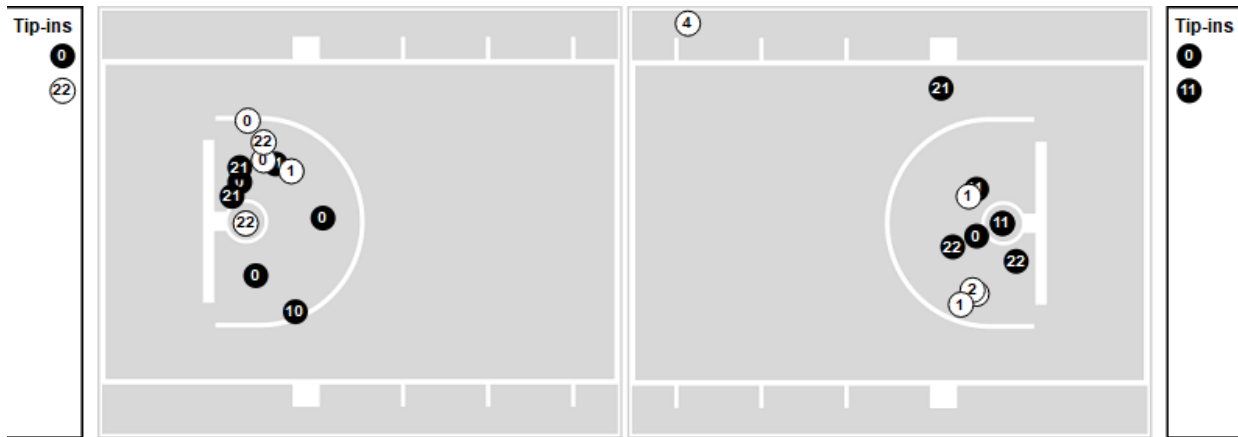
Players => All ; FG Types => All ; Results => All ;

Clemson

All Field Goals



Shots in the Paint



M Made **N** Missed N - Player Number

Clemson	M/A	%
Field Goals	26/58	45
2 Points	17/30	57
3 Points	9/28	32
Free Throws	15/24	62

Clemson	M/A	%
Points in the Paint	32 (16/25)	64
Fast Break Points	1 (1/2)	50
Second Chance Points	10 (5/10)	50
Effective FG%	53	