



SMU Basketball
121 All-League Honors
24 Selections In The NBA Draft
16 Conference Titles
20 Postseasons
12 NCAA Tournaments
13 League Players Of The Year
12 All-American Selections
1 Final Four

This Game:

[24/25] SMU Mustangs
(12-2, 1-0 ACC)
at
[rv/rv] CLEMSON Tigers
(12-3, 2-0 ACC)

Wednesday, Jan. 7
9pm ET/8pm CT

Clemson, South Carolina
Littlejohn Coliseum

TV: ESPN
(Kevin Brown, Debbie Antonelli)

SMU Radio: SMU App / Varsity
Network App / SiriusXM 382, 972
(Rich Phillips, Herman Hudson)

Next Game:

SMU Mustangs
at [6/6] DUKE Blue Devils
Saturday, Jan. 10
2pm ET/1pm CT
Durham, N.C.

Cameron Indoor Stadium
TV: ESPN (Dave O'Brien, Jay Williams)
SMU Radio: SMU App / Varsity
Network App / SiriusXM 387, 977
(Rich Phillips, Scott Garner)

Following Game:

[rv/-] VIRGINIA TECH Hokies
at SMU Mustangs
Wednesday, Jan. 14 - 8pm CT
Dallas, Texas - David B. Miller Court
at Moody Coliseum
TV: ESPN2 or ESPNU
SMU Radio: SMU App / Varsity
Network App / SiriusXM
(Rich Phillips, Scott Garner)

Head CoachAndy Enfield
Overall297-188 (15th season)
At SMU36-13 (2nd season)
Location (Enrollment)Dallas, Texas (12,385)
ConferenceACC
ColorsRed & Blue
ArenaMoody Coliseum (7,000)
CourtDavid B. Miller Court
PresidentJay Hartzell
Director of AthleticsDamon Evans
Basketball SIDHerman Hudson / hermanh@smu.edu
Office/Cell Phone214-768-1304 / 214-924-0358
WebsiteSMUMustangs.com
Facebook/SMUMustangs, /SMUBasketball
Twitter@SMUMustangs, @SMUBasketball
Instagram@SMU.Mustangs, @SMUBasketball
Mobile AppSMUMustangs.com/App
CredententialsSMUMustangs.com/media
.....Laurence Thompson / laurencet@smu.edu

2025-26 SMU Basketball • B.J. Edwards - ACC Player of the Week (Nov. 24, Dec. 29) •
Boopie Miller - Lute Olson Award Early Season Watch List, Preseason All-ACC Second Team, ACC Player of
the Week (Jan. 5) • Jaron Pierre Jr. - Hoop Hype XL Player of the Game (Dec. 7) •
March Madness National Team of the Week (Jan. 5) • No. 4 High School Recruiting Class

#MoodyMagic - Since 2013-14 season

Receiving votes or ranked in AP &/or Coaches Poll in 9 of 13 seasons (2013-14 to 2025-26), high of No. 8
2 Conference Season Titles (2015, 2017) • 2 Conference Tournament Titles (2015, 2017) •
2 NCAAAs (2015, 2017) • 5 NITs (2014 Final, 2021, 2022, 2024, 2025) • 2015-16 Las Vegas Classic Champs •
2019-20 Southwestern Showdown Champs • 2024-25 Acrisure Holiday Invitational Champs •
3 NBA Draft Picks • 4 League Players of the Year • 3 AP All-America Honorable Mention •
Academic All-American • 3 Wooden Award Watch List • 4 Naismith Trophy Watch List •
Karl Malone Award Watch List • 3 Bob Cousy Award Watch List • 4 Lute Olson Award Watch List •
Jerry West Award Watch List • Oscar Robertson Trophy Watch List • 14 NABC All-District •
6 USBWA All-District • 2 NABC College All-Stars • 6 All-League 1st Team • 9 All-League 2nd Team •
5 All-League 3rd Team • 3 AAC Sixth Man of the Year • League All-Defensive Team • 2 NABC Good Works
Team Nominees • 2 Senior CLASS Award Nominees • 12 NABC Honors Court • 36 AAC All-Academic Team

No. Name Pos. Ht. Wt. Yr-Exp Hometown (Previous School / High School)

PREVIOUS GAME STARTERS

0 B.J. Edwards G 6-3 200 Sr.-2L Knoxville, Tenn. (Tennessee / Knoxville Catholic HS)
2 Boopie Miller G 6-0 175 Sr.-1L Chicago, Ill. (Wake Forest / Central Michigan / Victory Rock Prep [Fla.])
3 Corey Washington F 6-6 190 Sr.-TR Little Rock, Ark. (Wichita State / Saint Peter's / Sylvan Hills HS)
5 Jaron Pierre Jr. G 6-5 210 Sr.-TR New Orleans, La. (Jacksonville St/Wichita St/Southern Miss/St. Augustine HS)
24 Samet Yiğitoğlu C 7-2 270 So.-1L Istanbul, Türkiye

RESERVES

1 Chance Puryear F 6-7 210 Fr.-RS Dallas, Texas (Carter HS)
4 Sam Walters F 6-9 230 Jr.-TR The Villages, Fla. (Michigan / Alabama / Villages Charter School)
7 Jermaine O'Neal Jr. F 6-5 185 Fr.-HS Southlake, Texas (Dynamic Prep)
8 Billy White III F 6-8 195 Fr.-HS Corpus Christi, Texas (Veterans Memorial HS)
9 B.J. Davis-Ray G 6-6 195 Fr.-HS St. Louis, Mo. (JSerra Catholic HS [CA])
10 Jaden Toombs C 6-10 230 Fr.-HS Amarillo, Texas (Dynamic Prep)
13 Mitchell Holmes F 6-10 230 Fr.-RS Fort Worth, Texas (Link Year Prep [Mo.] / The Oakridge School)
22 Nigel Walls F 6-10 200 Fr.-HS Houston, Texas (St. Francis Episcopal)
31 Trey Utter G 6-1 175 Sr.-3L Argyle, Texas (Argyle HS)
33 Niccolo Kalischer-Stork G 6-2 205 Fr.-RS Los Angeles, Calif. (Harvard-Westlake School)

Head Coach: Andy Enfield (Johns Hopkins, 1991)

Associate Head Coach: Chris Capko (South Florida, 2006)

Assistant Coach: Jay Morris (Cal State Dominguez Hills, 2010)

Assistant Coach: Dana Ford (Illinois State, 2006)

Assistant Coach: Kurt Karis (USC, 2018)

Assistant Coach: Eric Mobley (Portland, 1990)

Assistant A.D. for Basketball Operations: Michael Swets (Boston College, 2009)

Director of Recruiting: Jeremie Hart (Mary Hardin-Baylor, 2022)

Chief Strategist: David Kress (USC, 2024)

Sports Performance Coach for Men's Basketball: Kurtis Shultz (Maryland, 1995)

Athletic Trainer: Raymond Chiu (Texas, 2015)

Graduate Assistant: Mia Kaufman (USC, 2024)

Graduate Assistant: David Serge (Cal, 2020)

Pronunciations: Jaron Pierre Jr. (juh-ron), Niccolo Kalischer-Stork (cal-ish-er), Samet Yiğitoğlu (yee-geh-toe-lu)

2025-26 SCHEDULE AND RESULTS

Day	Date	Opponent (TV)	Time/Result	Record
Sat.	O25	Oklahoma State (exh.)	W, 86-71	
Mon.	N3	Tarleton State (ACCNX)	W, 96-76	1-0
Thu.	N6	A&M-Corpus Christi (ACCNX)	W, 69-58	2-0
Tue.	N11	Murray State (ACCNX)	W, 102-91	3-0
Sat.	N15	Butler (The CW)	W, 87-85	4-0
Tue.	N18	UAPB (ACCNX)	W, 106-60	5-0
Fri.	N21	Arkansas State (ACC)	W, 100-69	6-0
Mon.	N24	Radford (ACCNX)	W, 89-72	7-0
Fri.	N28	at Mississippi State (SECN+)	W ot, 87-81	8-0
ACC/SEC Challenge				
Wed.	D3	at [17/16] Vanderbilt (SECN)	L, 88-69	8-1
Hoop Hype XL (College Park Center - Arlington, Texas)				
Sun.	D7	vs Texas A&M (ESPN2)	W ot, 93-80	9-1
Compete 4 Cause Classic (Smoothie King Center - New Orleans)				
Sat.	D13	vs [rv/rv] LSU (SECN)	L, 89-77	9-2
Sun.	D21	Central Arkansas (ACCNX)	W, 99-82	10-2
Sun.	D28	Cal State Fullerton (ACCNX)	W, 110-63	11-2
Sat.	J3	[12/12] North Carolina * (The CW)	W, 97-83	12-2, 1-0
Wed. J7 at [rv/rv] Clemson * (ESPNU) 9pm ET/8pm CT				
Sat.	J10	at [6/6] Duke * (ESPN)	2pm ET/1pm CT	
Wed.	J14	[rv/-] Virginia Tech * (ESPN2/U)		8pm
Sat.	J17	[23/23] Virginia * (ESPN2/U)	11am	
Tue.	J20	at Wake Forest * (ACC)	9pm ET/8pm CT	
Sat.	J24	Florida State * (ACC)	3pm	
Sat.	J31	at [20/18] Louisville * (ESPN2/2)	2pm ET/1pm CT	
Tue.	F3	NC State * (ESPN2/U)	8pm	
Sat.	F7	at Pitt * (The CW)	3:45pm ET/2:45pm CT	
Tue.	F10	Notre Dame * (ACC)	6pm	
Sat.	F14	at Syracuse * (The CW)	2pm ET/1pm CT	
Tue.	F17	[20/18] Louisville * (ESPN2/U)	6pm	
Sat.	F21	Boston College * (ACC)	3pm	
Wed.	F25	at [rv/rv] Cal * (ACC)	9pm CT/7pm PT	
Sat.	F28	at Stanford * (ACC)	5pm CT/3pm PT	
Wed.	M4	[rv/-] Miami * (ACC)	6pm	
Sat.	M7	at Florida State * (ACC)	2pm ET/1pm CT	
March 10-14 ACC Tournament (Charlotte, N.C. - Spectrum Center)				
* Atlantic Coast Conference game				
Home games on David B. Miller Court at Moody Coliseum (7,000)				
SMU audio is available on the SMU App				
Tickets at SMUMustangs.com or 214-SMU-GAME (768-4263)				
Dates and times subject to change				

CLEMSONCoach Brad Brownell / clemsonigers.com
SIDBen Winterrowd / winter@clermson.edu
DUKECoach Jon Scheyer / goduke.com
SIDKyle Serba / kyle.serba@duke.edu
VIRGINIA TECHCoach Mike Young / hokiesports.com
SIDCarter Brown / cart315@vt.edu

SMU vs Clemson (1-3) (0-3 +) | H: 0-1 A: 0-0 N: 1-2 OT: 0-0 (N: 0-2 +)
NIT: 1-0 | * ACC: 0-1 | # ACC TOURNAMENT: 0-1

1970-71	D18	N ^A	L	51-67
2013-14	A1	N ⁻	W ⁺	[/-rv] 65-59 (ESPN2)
2024-25	F22	H ^L	L	69-79 [18/17] (ACCN)
	M13	N [#]	L	54-57 [10/10] (ESPN2)

^ Vanderbilt Invitational (Nashville, Tenn.) | ~ NIT Semifinal
* ACC | # ACC Tournament (Charlotte, N.C. - Spectrum Center)
+ Win in 2013-14 later vacated | [AP/Coaches]

SMU vs Duke (1-4) | H: 0-2 A: 0-1 N: 1-1 | * ACC: 0-1 | ~NCAA: 0-1
Last season
2024-25 J4 H^{*} L 62-89 [4/4] (The CW)

[24/25] SMU plays its first ACC road game at [rv/rv] Clemson on Wednesday night. The Mustangs opened league play with a 97-83 victory over then-[12/12] North Carolina at home on Saturday.

SMU shot 60.0% overall, hit 14-of-27 threes, totaled 23 assists, committed just seven turnovers and had a 36-28 advantage on points in the paint in the win over UNC. Five Mustangs scored in double figures with Boopie Miller recording game highs of 27 points and 12 assists to earn ACC Player of the Week. Corey Washington followed with a season-high 23 points with six rebounds, hitting 5-of-7 from long range. B.J. Edwards added 15 points, six assists and two steals. Jaron Pierre Jr. scored 13 and Jaden Toombs added 12 points.



Andy Enfield was named Head Men's Basketball Coach at SMU on April 1, 2024.

In his first season on the Hilltop, he led the Mustangs to a 24-11 overall record and earned a No. 1 seed in the NIT. The Mustangs went 13-7 in the program's inaugural season in the ACC to tie for fourth, recording a 7-3 road record in league play. SMU also won the Acrisure Holiday Invitational. The Mustangs were one of just two teams in the nation with six players averaging at least 9.9 points and one of just eight teams in the NCAA top 50 for field goal percentage and field goal defense. SMU signed the nation's fourth-ranked high school recruiting class, which is the best in program history. In 14 seasons as a head coach, Enfield is 285-186 overall while leading teams to eight of a possible 13 postseasons, including seven of the past nine.

A proven winner, Enfield burst onto the coaching scene in 2013 when, in his second year as a head coach, he guided Florida Gulf Coast to the Sweet 16 of the NCAA Tournament. Following that success, he was hired by the University of Southern California (USC), where he led the Trojans to five of the last eight NCAA Tournaments, including a run to the Elite Eight in 2021.

He came to SMU after 11 seasons at USC, where he compiled a 220-147 record. Enfield quickly brought success to the basketball program upon his arrival, as the Trojans set a school single-season win record and posted the most wins in program history over two-year, three-year, four-year, five-year, six-year, seven-year and eight-year periods. Enfield's 220 wins ranks third on USC's all-time wins list, trailing only Sam Barry (260) and Forrest Twogood (251). In 13 seasons as a head coach Enfield has a 261-175 mark.

His teams also excelled in the classroom by setting the program's top team GPAs. Enfield brought in eight consecutive Top-30 recruiting classes, with the 2022 class ranking No. 7 and the 2023 class ranking No. 4.

Over his final seven seasons at USC, the Trojans had eight players selected in the NBA Draft, tied for the fifth-most by any program in the country, with Evan Mobley going No. 3 overall in the 2021 NBA Draft and Onyeka Okongwu being selected No. 6 in the 2020 Draft. USC was one of three teams to have had at least one player selected in six of the last seven NBA Drafts. In total, 11 players during Enfield's time at USC have made the NBA.

Enfield captivated the nation in 2013 as the head coach at FGCU, as he guided the first-ever No. 15 seed into the NCAA Sweet Sixteen with impressive wins over second-seeded Georgetown and seventh-seeded San Diego State and introduced the world to "Dunk City," FGCU's high-flying and high-speed offense which often ended with thunderous dunks. Enfield led the Eagles to a school-record 26 wins that season, including a victory over a Miami team that finished ranked No. 5. The Eagles won the Atlantic Sun Tournament in resounding fashion in just the school's second season of NCAA Division I postseason eligibility and became the first team since Florida in 1987 to win the first two NCAA Tournament games it ever played. In his first year at FGCU (2011-12), he led the team to the Atlantic Sun Tournament Championship game.

Prior to FGCU, Enfield spent five years (2006-07 through 2010-11) as an assistant coach at Florida State, helping the Seminoles to three consecutive NCAA Tournament berths (2009-11), including the Sweet 16 in 2011. He helped the Seminoles sign three straight Top-25 classes, with the 2008 class ranking in the Top 10, and build a 2011 FSU roster that featured 11 top-100 recruits and a pair of McDonald's All-Americans.

Enfield began his coaching career in the NBA, serving as the shooting coach for the Milwaukee Bucks for two seasons (1994-96). He then was an assistant coach with the Boston Celtics for two seasons (1998-2000).

Enfield played four seasons (1987-88 through 1990-91) at Johns Hopkins, scoring a program-record 2,025 career points. He set the NCAA all-divisions career free throw percentage record (92.5, hitting 431-of-466 shots). He was a Division III All-America third-team selection in 1991 and was inducted into the school's Athletic Hall of Fame in 2001. He was a GTE Academic All-America first-team selection as a senior and second-teamer as a junior. He was the first basketball player at Johns Hopkins to earn an NCAA Postgraduate Scholarship and was named the NABC Scholar-Athlete of the Year in 1991.

ANDY ENFIELD HEAD COACHING RECORD

OVERALL			H		A		N		OT
Year	School	W	L	PCT	W-L	W-L	W-L	W-L	
11-12	FGCU	15	17	.469	9-5	5-11	1-1	1-1	
12-13	FGCU	26	11	.703	15-1	7-9	4-1	1-2	A-SUN Champs, NCAA Sweet 16
13-14	USC	11	21	.344	8-8	2-10	1-3	1-2	
14-15	USC	12	20	.375	8-8	2-9	2-3	0-2	
15-16	USC	21	13	.618	16-2	3-7	2-4	1-0	NCAA Rnd 64
16-17	USC	26	10	.722	14-3	6-5	6-2	1-0	NCAA Rnd 32
17-18	USC	24	12	.667	13-5	6-5	5-2	2-2	NIT 2nd Rnd
18-19	USC	16	17	.485	12-5	2-9	2-3	0-3	
19-20	USC	22	9	.710	14-2	5-6	3-1	1-1	
20-21	USC	25	8	.758	13-2	7-3	5-3	3-0	NCAA Elite Eight
21-22	USC	26	8	.765	13-3	9-3	4-2	1-0	NCAA Rnd 64
22-23	USC	22	11	.667	15-2	5-5	2-4	0-1	NCAA Rnd 64
23-24	USC	15	18	.455	9-6	3-9	3-3	0-3	
24-25	SMU	24	11	.686	13-6	7-4	4-1	0-0	NIT, Acrisure Holiday Invite Champs
25-26	SMU	12	2	.857	10-0	1-1	1-1	2-0	
TOTALS		297	188	.612	182-58	70-96	45-34	14-17	
					.758	.422	.570	.452	
At SMU		36	13	.735	23-6	8-5	5-2	2-0	

CONFERENCE			H		A		OT
Year	School	W	L	PCT	W-L	W-L	W-L
11-12	FGCU	8	10	.444	4-5	4-5	1-1
12-13	FGCU	13	5	.722	8-1	5-4	1-2
13-14	USC	2	16	.111	1-8	1-8	0-2
14-15	USC	3	15	.167	3-6	0-9	0-1
15-16	USC	9	9	.500	7-2	2-7	1-0
16-17	USC	10	8	.556	6-3	4-5	0-0
17-18	USC	12	6	.667	7-2	5-4	0-0
18-19	USC	8	10	.444	6-3	2-7	0-2
19-20	USC	11	7	.611	8-1	3-6	1-1
20-21	USC	15	5	.750	8-2	7-3	0-0
21-22	USC	14	6	.700	7-3	7-3	1-0
22-23	USC	14	6	.700	9-1	5-5	0-0
23-24	USC	8	12	.400	6-4	2-8	0-2
24-25	SMU	13	7	.650	6-4	7-3	0-0
25-26	SMU	1	0	1.000	1-0	0-0	0-0
TOTALS		141	122	.536	87-45	54-77	5-11
					.659	.412	.313
At SMU		14	7	.667	7-4	7-3	0-0

SMU HEAD COACHES WINNING PERCENTAGE (MULTIPLE SEASONS)

Coach	W	L	PCT.	YRS.
Andy Enfield	36	13	.735	2024-
Larry Brown %	85	39	.685	2012-16
Tim Jankovich	125	73	.631	2015-22
E.O. (Doc) Hayes	299	192	.609	1947-67
% on-court record (58-39 official)				

ANDY ENFIELD CAREER TIMELINE

87-91	Johns Hopkins	Student-Athlete	1991 All-America, Academic All-America, NABC Scholar-Athlete of the Year, NCAA All-Divisions Career FT% Record
94-96	Milwaukee Bucks	Shooting Coach	
98-00	Boston Celtics	Assistant Coach	
06-11	Florida State	Assistant Coach	3 NCAA Tournaments, 2011 Sweet 16
11-13	Florida Gulf Coast	Head Coach	2013 NCAA Sweet 16
13-24	USC	Head Coach	5 NCAA Tournaments, 2021 Elite Eight
24-	SMU	Head Coach	2024-25 Acrisure Holiday Invitation Champs 2025 NIT No. 1 Seed Nation's No. 4 High School Recruiting Class

Enfield prepped at Shippensburg (PA) High, earned his economics degree from Johns Hopkins University and has an MBA from the University of Maryland.

Enfield and his wife Amanda are parents to Aila, Lily, and Marcum.

**Boopie Miller was selected
Preseason All-ACC Second Team**

**TRIPLE
DOUBLE**

BJ EDWARDS

**24 POINTS
10 STEALS
13 ASSISTS**

In the win over Arkansas State (Nov. 21), Edwards had a triple-double of 24 points, 13 assists and 10 steals. It is just the sixth in SMU history and 42nd in ACC history, but the first with steals. The 10 steals set the SMU record and tied for second in ACC history.

2025-26 RANKINGS: SMU is No. 24 in the AP Top 25, No. 25 in the USA Today Coaches Poll and No. 24 in the NCAA NET rankings (Jan. 5).

SMU has five players averaging double figures in scoring: Boopie Miller (20.4, 4th ACC, 27th NCAA), Jaron Pierre Jr. (18.3, 8th ACC, 67th NCAA), B.J. Edwards (13.6, 26th ACC), Corey Washington (13.1, 32nd ACC) and Samet Yigitoglu (11.0, 49th ACC). SMU has had at least four double-figure scorers in 13 of 14 games and five in double figures seven times. **(As of Jan. 5, SMU was one of 21 teams with five averaging 10+ points.)** All five have also recorded at least one double-double this season: Boopie Miller (5), Samet Yigitoglu (4), Corey Wshington (3), B.J. Edwards (2 - both triple-doubles) and Jaron Pierre Jr. (1). **As of Jan. 5, SMU is one of 17 teams nationally to have five different players record a double-double this season: Arizona (Big 12), BYU (Big 12), Illinois (Big Ten), Kennesaw St. (CUSA), Lindenwood (OVC), Miami (FL) (ACC), Ohio St. (Big Ten), Oklahoma St. (Big 12), Omaha (Summit League), Providence (Big East), Sam Houston (CUSA), Towson (CAA), UAB (American), UMass Lowell (America East), VCU (Atlantic 10), Wake Forest (ACC).**

Yigitoglu is leading the Mustangs in blocks (1.6, 5th ACC, 86rd NCAA) and rebounds (8.6, 7th ACC, 49th NCAA). Boopie Miller is second on the team in steals (2.1, 3rd ACC, 51st NCAA) and leads in assists (7.4, 1st ACC, 5th NCAA) with a 2.89 assist-to-turnover ratio (3rd ACC, 62nd NCAA). B.J. Edwards is averaging 5.6 assists (6th ACC, 40th NCAA), 5.7 rebounds and 2.6 steals (1st ACC, 13th NCAA) with a 2.79 assist-to-turnover ratio (4th ACC, 79th NCAA). Corey Washington is second for SMU at 5.8 rebounds. The Mustangs are leading the ACC in scoring offense (91.5, 14th NCAA) and fastbreak points (16.4, 34th NCAA). SMU is shooting 50.5% overall (2nd ACC, 24th NCAA), 76.3% on free throws (4th ACC, 47th NCAA) and collecting 8.4 steals (5th ACC, 76th NCAA).

2025-26 HONORS: Boopie Miller is on the Lute Olson Award Early Season Watch List and was selected pre-season All-ACC second team. He earned ACC Player of the Week honors on Jan. 5. B.J. Edwards was named ACC Player of the Week on Nov. 24 and Dec. 29. Jaron Pierre Jr. was selected the Hoop Hype XL Player of the Game on Dec. 7. SMU was named March Madness National Team of the Week after the 97-83 win over then-[12/12] North Carolina on Jan. 3.

ACC PRESEASON POLL & HONORS: Senior guard Boopie Miller was selected preseason All-ACC Second Team and the Mustangs were picked sixth in the vote by a select media panel. Miller received the highest vote total of any member of the preseason All-ACC Second Team (27). The teams picked in front of the Mustangs were [6/6] Duke, [20/18] Louisville, [17/17] North Carolina, NC State and [23/23] Virginia. Miller was All-ACC Third Team last season after averaging 13.2 points (26th ACC), 5.5 assists (4th ACC, 33rd NCAA), 2.9 rebounds and 1.6 steals (9th ACC) with a 2.50 assist-to-turnover ratio (2nd ACC, 41st NCAA). He also had a pair of game-winning shots, including a right-wing 3-pointer with 0.4 seconds left in a 54-52 win at Virginia. He was the Acrisure Holiday Invitational MVP after SMU defeated Washington State in the championship.

NON-CONFERENCE SCHEDULE (11-2): SMU went 11-2 in non-conference, the most regular-season wins outside leagu play since 2015-16 (12-0). The Mustangs had nine non-conference home games, including a home game with Butler on Nov. 15 (W, 87-85). SMU also faced four SEC teams beginning with a visit to Mississippi State on Nov. 28 (W, 87-81 ot) and then [17/16] Vanderbilt in the ACC/SEC Challenge on Dec. 3 (L, 88-69). Texas A&M was next in the Hoop Hype XL matchup at the College Park Center in Arlington, Texas on Dec. 7 (W, 93-80 ot) followed by the Compete 4 Cause Classic versus [rv/rv] LSU in New Orleans on Dec. 13 (L, 89-77).

2025-26 Rankings (Through Jan. 4)					
ALL GAMES - INDIVIDUAL		NCAA	ACC	Value	
Ast/TO Ratio	Boopie Miller	62	3	2.89	
	B.J. Edwards	74	4	2.79	
Assists	Boopie Miller	6	2	104	
	B.J. Edwards	45	6	78	
Assists/Gm	Boopie Miller	5	1	7.4	
	B.J. Edwards	40	6	5.6	
Blocks	Samet Yigitoglu	90	5	22	
Blocks/Gm	Samet Yigitoglu	83	5	1.57	
Dbl-Dbls	Boopie Miller	41	5	5	
	Samet Yigitoglu	65	7	4	
FG Attempts	Corey Washington	102	12	3	
	B.J. Edwards	185	18	2	
	Jaron Pierre Jr.	342	26	1	
	Jaron Pierre Jr.	49	1	204	
FG Pct.	Boopie Miller	203	11	172	
	Boopie Miller	170	13	49.4	
	B.J. Edwards	214	15	47.3	
FGs	Jaron Pierre Jr.	249	16	46.1	
	Jaron Pierre Jr.	64	5	94	
FT Attempted	Boopie Miller	131	8	85	
	Boopie Miller	60	7	95	
FT Pct.	Boopie Miller	24	1	91.6	
	Corey Washington	191	6	82.8	
FT Made	Boopie Miller	20	3	87	
	Corey Washington	320	18	48	
Minutes/Gm	Boopie Miller	47	1	34:27	
	B.J. Edwards	50	2	34:24	
Points	Jaron Pierre Jr.	237	13	31:26	
	Boopie Miller	34	5	286	
Points/Gm	Jaron Pierre Jr.	101	9	256	
	Boopie Miller	27	4	20.4	
Rebounds	Jaron Pierre Jr.	67	8	18.3	
	B.J. Edwards	432	26	13.6	
	Corey Washington	514	32	13.1	
	Samet Yigitoglu	861	49	11	
Def. Rebs.	Samet Yigitoglu	52	7	121	
	Samet Yigitoglu	109	10	5.29	
Off. Rebs.	Jaron Pierre Jr.	235	15	4.5	
	B.J. Edwards	256	17	4.43	
Rebs/Gm	Samet Yigitoglu	41	5	3.36	
	Corey Washington	202	18	2.36	
Steals	Samet Yigitoglu	49	7	8.6	
Steals/Gm	B.J. Edwards	15	1	36	
	Boopie Miller	57	2	29	
	B.J. Edwards	13	1	2.57	
3FG Att.	Boopie Miller	51	3	2.07	
	Jaron Pierre Jr.	221	14	85	
3FG Pct					
3PT FG/Gm	Boopie Miller	274	15	2.07	
3PT FGM	Boopie Miller	310	19	29	
Triple-Doubles	B.J. Edwards	1	1	2	
ALL GAMES - TEAM		NCAA	ACC	Value	
Ast./TO Ratio		21	2	1.71	
Assists		15	1	19.3	
Bench Points		319	16	17.21	
Blocked Shots		96	6	4	
Effective FG Pct.		42	5	0.568	
Fast Break Points		34	1	16.43	
FG Pct.		24	2	50.5	
FG Pct. Def.		115	13	42.2	
Personal Fouls		133	7	17.1	
FT Attempts		91	7	23.2	
FT Pct.		47	4	76.3	
FT Made		67	5	17.7	
Reb. Margin		108	9	4.6	
Def. Rebs.		104	11	26.57	
Off. Rebs.		78	5	12.86	
Reb. Off.		65	8	39.43	
Scoring Def.		268	17	76.9	
Scoring Margin		43	6	14.6	
Scoring Off.		14	1	91.5	
Steals		76	5	8.4	
3FG Attempts		223	15	22.5	
3Pt.FG Pct.		86	6	35.9	
3Pt.FG Pct. Def.		93	9	31.1	
3PT FG Made		173	13	8.1	
TO Margin		47	8	3.1	
Turnovers Forced		62	4	14.43	
Turnovers		112	11	11.3	
W-L Pct.		25	4	85.7	
2025-26 Specialty Stats					
	Off	T/O	2ndCh	Paint	FastB
SMU Avg.	20.1	12.7	40.9	16.4	17.2
Opp. Avg.	13.4	11.3	31.0	9.7	22.4

4TH RANKED RECRUITING CLASS IN THE NATION

MOST 100 POINT GAMES BY AN ACC TEAM SINCE THE START OF THE 2024-25 SEASON

SMU has nine 100-point games under Head Coach Andy Enfield. (5 in 2024-25, 4 in 2025-26)

BILLY WHITE III • BJ DAVIS RAY • JADEN TOOMBS • NIGEL WALLS • JERMAINE O'NEAL JR.

LAST GAME (W, 97-83 vs [12/12] North Carolina on Jan. 3): DALLAS (AP) -- Boopie Miller had 27 points and 12 assists and SMU beat No. 12 North Carolina 97-83 on Saturday, giving the Mustangs their first win over a ranked team for second-year coach Andy Enfield. Corey Washington added 23 points, while B.J. Edwards scored 15 points and had six assists for the Mustangs (12-2), who are in their second Atlantic Coast Conference season. Jaron Pierre had 13 points and Jaden Toombs 12. After leading by nine points three times before the game was tied at halftime, SMU never trailed after the break in its ACC opener. The Mustangs shot 60% overall (36 of 60) and 52% (14 of 27) on 3-pointers. Seth Trimble had 22 points for North Carolina (13-2, 1-1 ACC), which was off to its best start in more than 15 years. Henri Veesaar had 14 points, while freshman standout Caleb Wilson had 13 points and seven rebounds. Washington scored nine of SMU's first 11 points after halftime, including two tiebreaking 3-pointers. That second 3 with 17:01 left snapped a 47-all tie and put SMU ahead to stay. In between those 3s, Wilson had picked off an alley-oop pass that the Tar Heels turned into a tying 3 of their own. Miller made 10 of 13 field goals That included a 3-pointer from the right corner in front of the SMU bench with 14 1/2 minutes left when he made a step-back move that had Wilson loosing his balance and almost falling down.

Postgame Notes

- SMU's first win over a ranked team since 85-83 over No. 6 Houston on Feb. 9, 2022.
- SMU has won 12 straight conference openers
- Boopie Miller had 27 points, his 22nd consecutive game in double figures
- SMU was 14-27 on 3FGs (Ties season-high and T-10th in program history)
- SMU is 7-0 this season and 19-1 under Andy Enfield when at least 5 score in double figures

SERIES VS CLEMSON (1-3+): SMU and Clemson met twice in the Mustangs' first season in the ACC. [18/17] Clemson won 79-69 at Moody Coliseum on Feb. 22 and the [10/10] Tigers edged SMU 57-54 in the quarterfinal of the ACC Tournament. The previous matchup was in the 2014 NIT semifinal at Madison Square Garden with SMU advancing to the championship via a 65-59 decision. Clemson won the first meeting by a count of 67-51, on Dec. 18, 1970, in the Vanderbilt Invitational in Nashville, Tennessee. (+ officially 0-3, win in 2013-14 vacated)

LAST SEASON VS CLEMSON: (L, 57-54 in ACC Quarterfinal) CHARLOTTE, N.C. (AP) -- Chase Hunter scored 21 points, Jaeden Zackery added 11 points and No. 10 Clemson battled back to beat SMU 57-54 on Thursday night for its ninth straight win to reach the Atlantic Coast Conference semifinals. Ian Schieffelin chipped in with nine points and 12 rebounds for the Tigers (27-5). Matt Cross led SMU (23-10) with 13 points, while Boopie Miller had 10. SMU led most of the second half, but Viktor Lakhin's lane jumper gave the Tigers a 52-51 lead with 4:50 left in the game. SMU had a chance to tie or take the lead after Hunter missed a 3 with 17 seconds left with the shot clock winding down. The Mustangs called timeout with 12.5 seconds left, but Chuck Harris missed a corner 3. There was a battle for the rebound before the ball went out of bounds. It was initially ruled the ball went off a Clemson player, but after reviewing the play officials ruled SMU touched the ball last. Hunter was fouled on the inbounds play and made a free throw with 2.1 seconds. Cross' full-court heave at the buzzer fell short. Cross picked up his fourth foul midway through the second half, but the Mustangs didn't waiver and stayed right with the Tigers until the end. Clemson starting guard Dillon Hunter appeared to jam a finger late in the first half and did not return. **(L, 79-69 on Feb. 22):** DALLAS (AP) -- Jaeden Zackery had 19 points, including a career-best five 3-pointers before halftime, plus six rebounds, seven assists and five steals to help No. 18 Clemson beat SMU 79-69 Saturday. Chase Hunter added 17 points and Viktor Lakhin had 16 for the Tigers (22-5, 14-2 Atlantic Coast Conference). Chuck Harris scored 16 points, and Matt Cross and B.J. Edwards had 12 each for the Mustangs (20-7, 11-5). Clemson ended the first half on a 7-2 run after SMU took its only lead of the game at 30-29, then scored the first nine points of the second half. The Tigers' largest lead was 18 points. Boopie Miller, who leads the team averaging 13.4 points and 5.7 assists per game, missed his third consecutive game with a bruised left foot. Zackery's mid-range miss at the 24-second buzzer early in the second half was rebounded by Lakhin. That led to Hunter's 3-pointer amid the 9-0 run opening the second half. Clemson, 61st in Division I averaging nine 3-pointers per game, matched that total with 6:17 left in the half. The Tigers hit 14, matching their season high, on 29 shots.

8 DRAFT PICKS

2018-2024

IN SEVEN YEARS

Head Coach Andy Enfield had 8 players selected in the 7 NBA Drafts from 2018-24.

Most Selections In The 7 NBA Drafts 2018-24

20 Duke
19 Kentucky
9 Kansas
9 Michigan
8 USC under Andy Enfield
8 Alabama
8 Connecticut
8 Gonzaga
8 Tennessee
8 Villanova
8 UCLA

Most NBA Drafts With A Selection (2018-24)

7 of 7 – Duke
7 of 7 – Kentucky
6 of 7 – USC under Andy Enfield
5 of 7 – Alabama
5 of 7 – Gonzaga
5 of 7 – Tennessee
5 of 7 – Villanova
5 of 7 – UCLA

NBA Draft Picks under Andy Enfield at USC

2024
1st Rnd (29) - Isaiah Collier | Jazz
2nd Rnd (55) - Bronny James | Lakers
Free Agent - Boogie Ellis | Kings
Free Agent - Drew Peterson | Celtics
2022
2nd Rnd (49) - Isaiah Mobley | Cavaliers
2021
1st Rnd (3) - Evan Mobley | Cavaliers
2020
1st Rnd (6) - Onyeka Okongwu | Hawks
2019
1st Rnd (30) - Kevin Porter Jr. | Bucks
Free Agent - Jordan McLaughlin | Timberwolves
2018
2nd Rnd (46) - De'Anthony Melton | Rockets
2nd Rnd (49) - Chimezie Metu | Bucks

All-ACC Third Team

All-ACC Defensive Team

In 2024-25, Boopie Miller was named All-ACC Third Team and B.J. Edwards was selected to the ACC All-Defensive Team

On Jan. 5, SMU was ranked No. 24 in the AP Poll and No. 25 in the USA Today Coaches Poll. It marked the first time the Mustangs were ranked since the final poll of the 2016-17 season.

When SMU received votes in the Coaches Poll on Nov. 24, it marked the first time appearing in the poll since Feb. 21, 2022.



Weekly Rankings		
Date	AP	Coaches
Pre	-	-
N10	-	-
N17	-	-
N24	-	rv (4)
D1	rv (12)	rv (4)
D8	rv (3)	rv (11)
D15	-	rv (9)
D22	-	-
D29	-	-
J6	24	25

SERIES VS. DUKE (1-4): Prior to meeting as members of the ACC last season (L, 89-62 on 1/4/25), SMU and Duke had last played on March 19, 1988 in the second round of the NCAA Tournament with the Blue Devils prevailing 94-79 at the Smith Center in Chapel Hill, North Carolina. SMU's win in the series was a 78-76 triumph in Honolulu in the first round of the 1983-84 Rainbow Classic, which the Mustangs eventually won. The first two meetings were a home-and-home. Duke won 91-67 in Moody Coliseum on Dec. 8, 1977 and the top-ranked Blue Devils prevailed 86-80 in Durham, North Carolina on Nov. 27, 1978.

LAST SEASON VS DUKE (L, 89-62 vs [4/4] Duke on Jan. 4): DALLAS (AP) -- Duke standout freshman Cooper Flagg had 24 points and 11 rebounds as the fourth-ranked Blue Devils, playing without ill coach Jon Scheyer, extended their winning streak to eight games with an 89-62 victory at Atlantic Coast Conference newcomer SMU on Saturday. Tyrese Proctor and Kon Knueppel each had 14 points for the Blue Devils (12-2, 4-0). Boopie Miller had 21 points for SMU (11-3, 2-1), which saw its seven-game winning streak snapped. Samet Yigitoglu, a 7-foot-2 freshman from Istanbul, had 10 points and 13 rebounds. Matt Cross had 11 points. The Mustang shot 34% from the field (23 of 67) and their only lead was 3-2 after Cross made a 3-pointer on their first shot. The Blue Devils had quick responses each time SMU appeared to be making a run. The first was after an early 10-point lead was trimmed to 18-16. Flagg then had a jumper and a 3-pointer. Duke outscored SMU 42-24 in the paint. The Blue Devils made 11 3-pointers while SMU had five.

A PLACE IN THE POLL: SMU is No. 24 in the AP Top 25 and No. 25 in the USA Today Coaches Poll. This is the first time the Mustangs have been ranked since the final poll of the 2016-17 season. Earlier this season, SMU received votes in four straight Coaches Poll from Nov. 24 to Dec. 15. The Mustangs also garnered votes in the Associated Press Top 25 Poll on Dec. 1 and Dec. 8. When SMU received votes in the Coaches Poll on Nov. 24, it marked the first time appearing in the poll since Feb. 21, 2022.

ACC PLAYER OF THE WEEK X3 (Boopie Miller, B.J. Edwards x2): Boopie Miller was named ACC Player of the Week on Jan. 5 after going for 27 points and 12 assists in the Mustangs' 97-83 win over then-No. 12 North Carolina at Moody Coliseum Jan. 3. He also had four rebounds and a steal as he shot 10-of-13 overall, 3-of-5 from three and 4-of-5 at the free-throw line in the victory over the Tar Heels. **B.J. Edwards** has been named ACC Player of the Week twice. Edwards and Duke's Cameron Boozer (three times) are the only players to win ACC Player of the Week multiple times this season. **(Dec. 29):** He had 21 points, 10 assists, a career-high 11 rebounds and five steals in the 110-63 win over Cal State Fullerton. He shot 8-for-10 from the floor and 3-for-5 on threes in the victory. **(Nov. 24):** SMU guard B.J. Edwards was named ACC Player of the Week on Nov. 24. For the week, he averaged 17.5 points, 11.0 assists, 6.5 steals and 5.0 rebounds in two wins while shooting 59.1% overall (13-22), 6-of-12 from three and 3-of-4 on free throws. In the win against Arkansas State on Nov. 21, he had a triple-double with career highs of 24 points, 13 assists and 10 steals. The triple-double was just the sixth in SMU history and the 42nd in ACC history. It is the first for either that included steals. The 10 steals set the SMU program record and tied for second in ACC history. **MULTIPLE WINNERS:** SMU is the only team with multiple winners this year and tied for the most awards (Duke has three, all by Cameron Boozer).

AP Top 25 (Jan. 5)

RK	TEAM	REC	PTS
1	Arizona(32)	14-0	1494
2	Michigan(29)	13-0	1493
3	Iowa State	14-0	1390
4	UConn	14-1	1343
5	Purdue	13-1	1254
6	Duke	13-1	1206
7	Houston	13-1	1113
8	Gonzaga	16-1	1101
9	BYU	13-1	1039
10	Nebraska	14-0	998
11	Vanderbilt	14-0	936
12	Michigan State	12-2	834
13	Alabama	11-3	782
14	Texas Tech	11-3	676
15	Arkansas	11-3	659
16	Illinois	11-3	602
17	North Carolina	13-2	557
18	Georgia	13-1	378
19	Iowa	12-2	340
20	Louisville	11-3	336
21	Tennessee	10-4	277
22	Kansas	10-4	208
23	Virginia	12-2	183
24	SMU	12-2	142
25	UCF	12-1	132

Others receiving votes: Villanova 127, Seton Hall 31, USC 28, Utah State 27, Miami (OH) 22, **Clemson 21**, Saint Louis 14, **LSU 14**, Texas 12, Florida 11, Saint Mary's 10, Kentucky 9, **California 8**, **Miami 5**, Indiana 4, Auburn 3, TCU 2, **Virginia Tech 2**, **UCLA 2**

Coaches Poll (Jan. 5)

RK	TEAM	REC	PTS
1	Michigan(24)	13-0	768
2	Arizona(7)	14-0	749
3	Iowa State	14-0	703
4	UConn	14-1	666
5	Purdue	13-1	624
6	Duke	13-1	616
7	Houston	13-1	584
8	Gonzaga	16-1	565
9	BYU	13-1	527
10	Vanderbilt	14-0	488
11	Nebraska	14-0	473
12	Alabama	11-3	403
13	Michigan State	12-2	400
14	Texas Tech	11-3	345
15	Arkansas	11-3	334
16	Illinois	11-3	294
17	North Carolina	13-2	250
18	Louisville	11-3	232
19	Iowa	12-2	211
20	Georgia	13-1	164
21	Kansas	10-4	131
22	Tennessee	10-4	123
23	Virginia	12-2	120
24	Villanova	12-2	70
25	SMU	12-2	42

Others receiving votes: UCF 41, Utah State 34, **Clemson 29**, Florida 21, Saint Mary's 17, Seton Hall 13, Saint Louis 11, Indiana 10, St. John's 4, Miami (OH) 3, Missouri 3, Kentucky 3, **California 2**, Oklahoma State 1, USC 1

**ACC
PLAYER
OF THE WEEK**
BOOPIE MILLER

27 points
12 assists
10-13 FGs
3-5 3FGs

Boopie Miller was named ACC Player of the Week Jan. 5 after the 97-83 win over then-No. 12 North Carolina.

**LUTE OLSON
'EARLY SEASON WATCH LIST'**

2 BOOPIE MILLER



Former President George W. Bush and Laura Bush '68 regularly attend games at Moody Coliseum. The George W. Bush Presidential Library and Museum and the George W. Bush Institute are on the SMU campus.



B.J. Edwards was named ACC Player of the Week Nov. 24 (17.5 points, 11.0 assists, 6.5 steals, 5.0 rebounds). Recorded a triple-double against Arkansas State.



B.J. Edwards was named ACC Player of the Week Dec. 29 after becoming the only player in the nation with multiple triple-doubles.

ASSISTS: SMU is averaging 19.3 assists (1st ACC, 15th NCAA) with Boopie Miller pacing at 7.4 assists (1st ACC, 5th NCAA) and B.J. Edwards dishing 5.6 per game (6th ACC, 40th NCAA). Last season, SMU was second in the ACC in assists at 15.9 (44th NCAA). Boopie Miller averaged 5.5 (4th ACC, 33rd NCAA). B.J. Edwards was next for the Mustangs at 3.7 (10th ACC).

ASSISTS 2.0: Boopie Miller has a 2.64 assist-to-turnover ratio in his career at SMU and B.J. Edwards has a 2.30 assist-to-turnover ratio in his time on the Hilltop. Both rank among the top 10 for those averaging at least 3.0 assists per game. This season, B.J. Edwards is at 2.79 (4th ACC) and Boopie Miller at 2.89 (3rd ACC). In 2024-25, Boopie Miller was at 2.50 (2nd ACC, 41st NCAA) and B.J. Edwards at 2.02 (10th ACC).

SMU Career Assist-To-Turnover Ratio (Minimum 3.0 Assists Per Game)

Ast/TO	Name	Seasons	Assists	Turnovers
---	2.64 Boopie Miller	2024-26	259	98
1	2.53 Scott Johnson	1983-87	334	132
2	2.38 Jimmy Whitt	2017-19	233	98
3	2.33 Kendric Davis	2019-22	445	191
4	2.32 Billy Allen	1978-80	468	202
---	2.30 B.J. Edwards	2023-26	304	132
5	2.13 Shake Milton	2015-18	337	158
6	2.12 Nic Moore	2013-16	508	240
7	2.11 Butch Moore	1982-86	828	392
8	2.00 Todd Alexander	1987-89	176	88

SMU Season Assist-To-Turnover Ratio (Minimum 3.0 Assists Per Game)

Ast/TO	Name	Season	Assists	Turnovers
1	3.64 Butch Moore	1985-86	222	61
2	3.17 Kendric Davis	2020-21	130	41
3	2.92 Scott Johnson	1986-87	149	51
---	2.89 Boopie Miller	2025-26	104	36
---	2.79 B.J. Edwards	2025-26	78	28
4	2.70 Jimmy Whitt	2018-19	119	44
	2.70 Kendric Davis	2019-20	173	64
6	2.56 Shake Milton	2016-17	159	62
7	2.50 Boopie Miller	2024-25	155	62
8	2.49 Todd Alexander	1987-88	152	61
9	2.38 Billy Allen	1979-80	255	107
10	2.36 Rod Hampton	1990-91	156	66
11	2.35 Butch Moore	1984-85	247	105



SMU won the 2024-25 Acrisure Holiday Invitational in Palm Springs, California. SMU def. Washington State 77-60 in the final. Boopie Miller was tournament MVP.

2025-26 ACC Preseason Poll & Awards

1.	Duke (34)	866
2.	Louisville (15)	842
3.	North Carolina	741
4.	NC State	710
5.	Virginia	623
6.	SMU	616
7.	Clemson	510
8.	Miami	500
9.	Syracuse	489
10.	Notre Dame	477
11.	Wake Forest	412
12.	Virginia Tech	355
13.	Georgia Tech	315
14.	Pitt	301
15.	Florida State	221
16.	California	156
17.	Stanford	138
18.	Boston College	107

First-place votes in parentheses; 49 total voters

2025-26 Preseason All-ACC Team

First Team

Name, School, Votes

Cameron Boozer, Duke, 46
Darrion Williams, NC State, 45
Markus Burton, Notre Dame, 46
Mikel Brown Jr., Louisville, 36
Ryan Conwell, Louisville, 36

Second Team

Boopie Miller, SMU, 27

J.J. Starling, Syracuse, 27

Isaiah Evans, Duke, 24

Baye Ndongo, Georgia Tech, 24

Caleb Wilson, North Carolina, 24

ACC Preseason Player of the Year

Darrion Williams, NC State, 23 votes

Cameron Boozer, Duke, 19

J.J. Starling, Syracuse, 2

Markus Burton, Notre Dame, 2

Donald Hand Jr., Boston College, 1

Baye Ndongo, Georgia Tech, 1

Caleb Wilson, North Carolina, 1

ACC Preseason Rookie of the Year

Cameron Boozer, Duke, 43 votes

Mikel Brown Jr., Louisville, 3

Caleb Wilson, North Carolina, 2

Neoklis Avdalas, Virginia Tech, 1

2025-26 SEASON HONORS

Preseason All-ACC: Boopie Miller - Second Team

ACC Player of the Week: Nov. 24, Dec. 29 - B.J. Edwards

Jan. 5 - Boopie Miller

Hoop Hype XL Player of the Game: Jaron Pierre Jr.

Lute Olson Award Early Season Watch List: Boopie Miller

2024-25 SEASON HONORS

All-ACC: Boopie Miller - Third Team

ACC All-Defensive Team: B.J. Edwards

ACC Most Improved Player: B.J. Edwards - received votes

ACC Sixth Man of the Year: Kario Oquendo - received votes

ACC Player of the Week: Dec. 16 - Matt Cross

Acrisure Holiday Invitational: MVP - Boopie Miller

ESPN.com - Top International Prospects: #4 Samet Yigitoglu



Moody Coliseum attendance record 7,518 for the 60-51 win vs No. 11 Cincinnati 2-12-2017.

SEASON ATTENDANCE

Total	Games	Season
124,986	18	2014-15
124,198	18	2016-17
119,878	18	2017-18
117,420	17	2015-16
107,412	19	2013-14
103,856	18	2018-19
102,665	19	2024-25
101,296	16	1984-85
90,454	14	1978-79

Jon Rothstein @JonRothstein

Andy Enfield is doing Andy Enfield things. SMU goes on the road and get a huge win at Mississippi State. Ponies could be the third team that Enfield --- who previously coached at USC and Florida Gulf Coast --- takes to March Madness.

8:27 PM · 28 Nov 25 · 60.4K Views

Jon Rothstein @JonRothstein

Insane performance from Jacksonville State transfer Jaron Pierre, who had 35 in SMU's OT win over Texas A&M. Ponies are now 9-1. Only loss is at Vanderbilt. Another improving team that has NCAA Tournament potential out of the ACC.

6:39 PM · 07 Dec 25 · 134K Views



AWARD WATCH LIST: Senior guard Boopie Miller was named to the Lute Olson Early Season National Player of the Year Watch List by CollegeInsider.com on Dec. 18. Miller, who was selected preseason All-ACC second team, was one of just 30 players on the watch list.

Mustangs on the Lute Olson Award Watch List

Nic Moore 2014-15
Shake Milton 2016-17
Kendric Davis 2020-21, 2021-22
Boopie Miller 2025-26

BALANCING ACT: SMU had at least four score in double figures 13 times this season (11-2), at least five in six games this season (6-0) and at least six three times (3-0). The Mustangs are 31-8 under Head Coach Andy Enfield with at least four players in double figures, 19-1 when at least five get 10+, 7-0 when at least six score 10+ and 2-0 when seven are at 10+. **In 2024-25, the Mustangs were one of two teams with six scoring at least 9.9 per game (Ole Miss) with Kario Oquendo (11.2, 46th ACC) and Samet Yiğitoğlu (10.0, 51st ACC).** Yiğitoğlu was second for SMU in rebounds (6.2, 17th ACC) and double-doubles (3, 21st ACC) while leading the Mustangs in blocked shots (1.0, 15th ACC).

5+ Mustangs in Double Figures in 2025-26 (7-0)

- Tarleton State 11/3 (5)
- Murray State 11/11 (5)
- Butler 11/15 (5)
- UAPB 11/18 (6)
- Arkansas State 11/21 (6)
- Cal State Fullerton 12/28 (6)
- [12/12] North Carolina (5)

Four straight game with 5+ double-figure scorers

- SMU had at least 5 in double figures in four straight games (11/11 vs Murray State, 11/15 vs Butler, 11/18 vs UAPB). It marked the first time for three straight since December 2017 and the first time for four straight since at least 2004.

Three with 20+

- SMU had three score 20+ against Tarleton State 11/3 (Jaron Pierre Jr. 21, B.J. Edwards 20, Boopie Miller 20); it was the first time with three 20-point scorers since 1/27/2001 at TCU (Damon Hancock 28, Quinton Ross 22, Jeryl Sasser 20)

YEARS WITH FIVE AVERAGING DOUBLE-FIGURE POINTS

2024-25 Boopie Miller 13.2, Chuck Harris 12.9, Matt Cross 11.8, Kario Oquendo 11.2, Samet Yigitoglu 10.0
2017-18 Shake Milton 18.0, Jahmal McMurray 14.7, Jarrey Foster 13.2, Ben Emelogu 10.7, Jimmy Whitt 10.5
2015-16 Nic Moore 16.1, Ben Moore 11.9, Jordan Tolbert 11.6, Shake Milton 10.5, Sterling Brown 10.1
1975-76 Ira Terrell 22.6, Michael Jaccar 11.9, Joe Swedlund 11.1, Peter Lodwick 10.5, Bob Arnold 10.5
1974-75 Russell Bourquein 13.3, Jeff Swanson 11.2, John Sagehorn 11.0, Joe Swedlund 10.7, Bob Arnold 10.1
1971-72 Ruben Triplett 18.2, Larry Delzell 12.3, Bobby Rollings 11.3, David Miller 10.7, Zachary Theil 10.0
1966-67 Denny Holman 16.5, Charles Beasley 15.0, Lynn Phillips 14.1, Bob Begert 13.2, Bill Voight 11.3
1955-56 Jim Krebs 19.1, Bobby Mills 13.0, Joel Krog 12.0, Larry Showalter 11.0, Ron Morris 10.2

BEST IN PROGRAM HISTORY: The SMU high school signing class was ranked as high as No. 4 nationally, the best in program history. B.J. Davis-Ray, Jermaine O'Neal Jr., Jaden Toombs, Nigel Walls and Billy White III signed to join SMU for the 2025-26 season.

O'Neal Jr., Toombs and Walls were McDonald's All-American Game nominees.

- SMU Class Rankings | #10 ESPN | #11 On3 | #4 247 Sports
- B.J. Davis-Ray (JSerra Catholic HS) | 4-star | #133 On3
- Jermaine O'Neal, Jr. (Dynamic Prep [TX]) | 4-star | #88 ESPN | #111 On3 | #126 247 Sports
- Jaden Toombs (Dynamic Prep [TX]) | 4-star | #38 ESPN | #45 On3 | #47 247 Sports
- Nigel Walls (St. Francis Episcopal [TX]) | 4-star | #62 ESPN | #57 On3 | #58 247 Sports
- Billy White III (Veterans Memorial HS [TX]) | 2026 rankings | 4-star | #45 ESPN | #38 On3 | #31 247 Sports

BEST STARTS: SMU started 8-0, its best start since opening 8-0 for the 2019-20 season and tied for fourth-best in program history.

Best Starts in SMU History

- 18-0 in 2015-16
- 10-0 in 1997-98
- 9-0 in 1984-85
- 8-0 in 2019-20
- **8-0 in 2025-26**

Conference Titles (16)

1916-17 (TIAA)
1934-35 (SWC)
1936-37 (SWC)
1954-55 (SWC)
1955-56 (SWC)
1956-57 (SWC)
1957-58 (SWC)
1961-62 (SWC)
1964-65 (SWC)
1965-66 (SWC)
1966-67 (SWC)
1971-72 (SWC)
1987-88 (SWC)
1992-93 (SWC)
2014-15 (American)
2016-17 (American)

Tournament Champs (3)

1987-88 (SWC)
2014-15 (American)
2016-17 (American)

NCAA Tournaments (12)

1954-55 - RSF (16)
1955-56 - Final Four
1956-57 - RSF (16)
1964-65 - RSF (16)
1965-66 - RSF (16)
1666-67 - RF (8)
1983-84 - 2nd Rnd (32)
1984-85 - 2nd Rnd (32)
1987-88 - 2nd Rnd (32)
1992-93 - 1st Rnd (64)
2014-15 - 2nd Rnd (64)
2016-17 - 1st Rnd (64)

NIT (7)

1985-86 - 1st Rnd (32)
1999-00 - 1st Rnd (32)
2013-14 - Final
2020-21 - 1st Rnd (16)
2021-22 - 2nd Rnd (16)
2023-24 - 1st Rnd (32)
2024-25 - 2nd Rnd (16)

CIT (1)

2010-11 - Semifinal

CCA Invitational (1)

1973-74 - 1st Rnd (8)



Moody Coliseum hosted ESPN College GameDay on Feb. 14, 2015, prior to SMU's 73-55 win against defending national champion Connecticut.

SMU in The NBA Draft

Year	Player	Round (Overall)	Team
1949	Bob Prewitt	--	New York
1951	John Brown	7th Round (68)	Rochester
1957	Jim Krebs	1st Round (3)	Minneapolis
1957	Bobby Mills	10th Round (98)	St. Louis
1958	Rick Herrscher	6th Round (47)	St. Louis
1961	Steve Strange	9th Round (83)	Chicago
1962	Jan Loudermilk	4th Round (35)	Los Angeles
1964	Gene Elmore	4th Round (34)	San Francisco
1966	Carroll Hooser	6th Round (52)	Detroit
1967	Charles Beasley	7th Round (74)	Cincinnati
1969	Bill Voight	14th Round (183)	Chicago
1969	Bill Voight	16th Round (196)	Milwaukee
1969	Lynn Phillips	17th Round (202)	Milwaukee
1971	Gene Phillips	7th Round (119)	Milwaukee
1974	Sammy Hervey	6th Round (97)	Atlanta
1976	Ira Terrell	3rd Round (45)	Phoenix
1980	Brad Branson	2nd Round (45)	Detroit
1985	Jon Koncak	1st Round (5)	Atlanta
1985	Carl Wright	5th Round (113)	Philadelphia
1986	Kevin Lewis	6th Round (125)	San Antonio
1987	Terry Williams	5th Round (105)	Golden State
2001	Jeryl Sasser	1st Round (22)	Orlando
2017	Semi Ojeleye	2nd Round (37)	Boston
2017	Sterling Brown	2nd Round (46)	Philadelphia
2018	Shake Milton	2nd Round (54)	Dallas

BONUS BASKETBALL: SMU is 2-0 in overtime games this season, winning 87-81 at Mississippi State 11/28 and 93-80 vs Texas A&M 12/7.

- 11/28 at Mississippi State - Tied 74-74, win 87-81 (Boopie Miller 6 points in OT, 28 for the game)
- 12/7 vs Texas A&M - Tied 77-77, win 93-80 (Jaron Pierre Jr. 9 points in OT, 35 for the game)

SMU - Most Points In An Overtime

- 19 vs. Rice, 2-23-2011
- 17 vs. Nevada, 1-18-2003
- 17 at Tulsa, 1-1-2005
- 16 vs. Rice, 1-21-2006
- **16 vs Texas A&M, 12-7-2025**

BUCKETS FOR BOOPIE: Boopie Miller is averaging 20.4 points (4th ACC, 27th NCAA) and has seven 20-point games this season. He is shooting 49.4% overall, 43.9% on threes and 91.6% on free throws (1st ACC, 24th NCAA). He is also helping others with 7.4 assists per game (1st ACC, 5th NCAA). He has five double-doubles this season (5th ACC, 41st NCAA) of points and assists, including 27 points with 12 assists in the 97-83 win versus [12/12] North Carolina Jan. 3 and 23 points with 12 assists in the 87-85 win over Butler Nov. 15.

BUZZER-BEATERS X4: The Mustangs have won four games in the closing seconds under Head Coach Andy Enfield.

- 11/15/25 win 87-85 vs Butler at Moody Coliseum (Jaron Pierre Jr. reverse layup with 4.2 seconds left)
- 3/4/25 win 77-75 vs Syracuse at Moody Coliseum (Keon Ambrose-Hylton tip-in with 2.9 seconds left)
- 1/15/25 win 54-52 at Virginia (Boopie Miller right-wing 3-pointer with 0.4 seconds left)
- 11/26/24 win 79-77 vs Cal Baptist in Acrisure Holiday Invitational semifinal (Boopie Miller 10-foot running jumper with 2.1 seconds left)

CAPTAINS: The captains for the 2025-26 season are Boopie Miller and B.J. Edwards. Miller was also a captain for the 2024-25 season.

CENTER OF ATTENTION: Sophomore center Samet Yiğitoğlu is averaging 11.0 points (49th ACC), 8.6 rebounds (7th ACC, 49th) and 1.6 blocks (5th ACC, 83rd NCAA) while shooting 62.1%. As A freshman in 2024-25, he averaged 10.0 points (51st ACC), 6.2 rebounds (17th ACC), 2.4 offensive rebounds (12th ACC) and 1.0 blocks (15th ACC) while shooting 53.5% from the field and recording three double-doubles (21st ACC).

SMU Best Season FG Pct by a Freshman

1	61.3	Ben Moore, 2013-14 (84-137)
2	57.2	Ira Terrell, 1972-73 (219-383)
3	55.4	Feron Hunt, 2018-19 (98-177)
4	53.5	Samet Yiğitoğlu, 2024-25 (123-230)
5	51.7	David Piehler, 1979-80 (163-315)
6	51.4	Jeff Swanson, 1974-75 (125-243)

SMU Career Blocked Shots Avarage

1	2.4	Bamba Fall (245/103), 2005-09
2	2.3	Reggie Franklin (55), 1977-79
	2.3	Jon Koncak (123), 1981-85
4	2.1	Ira Terrell (80), 1972-76
5	1.4	Brad Branson (54), 1978-80
6	1.3	Patrick Simpson (114), 2001-05
7	1.2	Papa Dia (143/124), 2007-11
—	1.2	Samet Yiğitoğlu, 2024-
8	1.1	Markus Kennedy (97/89), 2013-16
9	1.0	Cannen Cunningham (131/134), 2011-15

CENTURY MARK: SMU has scored at least 100 points nine times under Head Coach Andy Enfield, including four this season (plus 96 2x, 97 2x, a 98 and a 99). The five 100-point games in 2024-25 were the most since the 1992-93 season (6 times). The Mustangs' 117-74 win at Miami 1/18/25 set program records for points in a road game (was 112 at Arkansas 2/13/1971) and points in a league game (was 116 vs TCU 1/5/1977). The 117 points tied for sixth-highest in program history and was the most in an ACC game since Wake Forest scored 119 in 3OT at North Carolina in 2003 and the most in an ACC game in regulation since 1983 (130 by NC State at Wake Forest).

Most 100-Point Games In A Season

6 - 1992-93

5 - 2024-25

4 - 1972-73

4 - 1975-76

4 - 2025-26

Most 100-Point Games By Coach:

12 - Doc Hayes 1947-67

11 - Sonny Allen 1975-80

10 - Bob Prewitt 1967-75

9 - Andy Enfield 2024-

Most Points In Program History

123 Texas Lutheran, 12-3-1979

121 Texas Wesleyan, 12-30-1978

121 vs. James Madison, 11-28-1987

119 Georgia State, 12-17-1979

118 Texas Southern, 12-1-1986

117 Texas Lutheran, 11-28-1977

117 at Miami, 1-18-2025

SMU All-Americans

1934-35	Whitey Baccus (Sr.)
1955-56	Jim Krebs (Jr.)
1956-57	Jim Krebs (Sr.) (1st team - Consensus)
1959-60	Max Williams (Sr.)
1969-70	Gene Phillips (Jr.)
1970-71	Gene Phillips (Sr.)
1975-76	Ira Terrell (Sr.)
1984-85	Jon Koncak (Sr.) (2nd team - Consensus)
2002-03	Quinton Ross (Sr.)
2014-15	Nic Moore (Jr.) (AP Honorable Mention)
2015-16	Nic Moore (Sr.) (AP Honorable Mention)
2016-17	Semi Ojeleye (Jr.) (AP Honorable Mention)

SMU Conference Players Of The Year

Rick Herscher: 1957-58
Denny Holman: 1966-67
Gene Phillips: 1968-69, 1969-70, 1970-71
Ira Terrell: 1975-76
Mike Wilson: 1992-93
Jeryl Sasser: 1998-99
Quinton Ross: 2002-03
Nic Moore: 2014-15, 2015-16
Semi Ojeleye: 2016-17
Kendric Davis: 2021-22

SMU Multi-Time All-Conference First-Team

Walter Allison (1926-27, 1927-28)
Bill Skeeters (1929-30, 1930-31)
J.D. Norton (1936-37, 1937-38)
Billy Dewell (1936-37, 1937-38, 1938-39)
Jack Brown (1949-50, 1950-51)
Jim Krebs (1954-55, 1955-56, 1956-57)
Bobby Mills (1955-56, 1956-57)
Larry Showalter (1955-56, 1956-57)
Rick Herscher (1956-57, 1957-58)
Max Williams (1958-59, 1959-60)
Jan Loudermilk (1960-61, 1961-62)
Carroll Hooser (1964-65, 1965-66)
Charles Beasley (1965-66, 1966-67)
Bill Voight (1967-68, 1968-69)
Gene Phillips (1968-69, 1969-70, 1970-71)
Ira Terrell (1972-73, 1973-74, 1974-75)
Jon Koncak (1983-84, 1984-85)
Jeryl Sasser (1998-99, 1999-00)
Nic Moore (2013-14, 2014-15, 2015-16)
Kendric Davis (2020-21, 2021-22)



FOUR-STAR CAMERON LOMAX SIGNS WITH SMU

DALLAS (SMU) – Four-star prospect Cameron Lomax has signed to play at SMU beginning with the 2026-27 season, Head Coach Andy Enfield announced today.

Lomax (6-1, G), from Frisco Heritage High School, is a two-time All-State, two-time All-Region, two-time District MVP and one-time District Offensive MVP. He has school career records for points (2,148), steals (254) and free throws (466). As a junior, he set school season records for points (859), scoring average (25.3), steals (102), free throws (239) and free throw percentage (88.2%). Lomax also set game records for points (41) and steals (8).

Cameron Lomax (G, 6-1, 165)

Heritage High School in Frisco, Texas

247 Sports | 4-star | #9 Texas | #23 Position | #138 National
ESPN | 4-star | #10 Texas | #23 Position
On3 | 4-star | #9 Texas | #25 Position | #145 National

CHARITY WORK: The Mustangs are shooting 76.3% as a team at the free-throw line (4th ACC, 47th NCAA) and making 17.7 per game (5th ACC, 67th NCAA). Boopie Miller is hitting 91.6% (1st ACC, 24th NCAA) and Corey Washington is shooting 82.8% (6th ACC). Boopie Miller has three of the top-21 performances in program history, knocking down 11-11 vs Tarleton State 11/3, 12-12 vs Radford 11/24 and 10-10 vs Texas A&M 12/7.

SMU Single-Game Free Throw Pct. (Min. 10 MADE)

19-19 Gene Phillips, at Texas A&M, 2-2-1971
17-17 James Thompson, Northwestern, 12-17-1962
14-14 Bryan Hopkins, Boise St., 2-1-2003
12-12 Quinton Ross, at Rice, 1-23-2003

12-12 Boopie Miller, Radford, 11-24-2025

11-11 John Colborne, Texas A&M, 2-10-1990

11-11 Boopie Miller, Tarleton State, 11-3-2025

10-10 Boopie Miller, vs Texas A&M, 12-7-2025

10-10 on 13 other occasions

SMU - Best Season Free-Throw Percentage

1.	.769 (552-718)	1961-62
2.	.768 (552-719)	1970-71
—	.763	2025-26
3.	.762 (412-541)	2019-20
4.	.761 (715-939)	1955-56
5.	.759 (542-714)	1965-66
6.	.750 (502-669)	2021-22

COACHES VS CANCER (Jan. 26-Feb. 1): Coaches vs. Cancer Suits And Sneakers Week is a nationwide event when basketball coaches across the country unite for a common cause – saving lives from cancer! To raise awareness and bring attention to the cause during this week, we are asking coaches to return to suiting up during their games – and of course, wear their most eye-catching sneakers. The Coaches vs. Cancer program is a nationwide collaboration between the American Cancer Society and the National Association of Basketball Coaches. This initiative leverages the personal experiences, community leadership, and professional excellence of coaches nationwide to increase cancer awareness and promote healthy living through year-round awareness efforts, fundraising activities, and advocacy programs. Since 1993, coaches have raised over \$179 million for the American Cancer Society.

DOUBLE-DOUBLES: Five Mustangs have recorded double-doubles in their careers: Corey Washington (16), Boopie Miller (9), Jaron Pierre Jr. (7), Samet Yiğitoğlu (7), B.J. Edwards (3). **TRIPLE-DOUBLE:** B.J. Edwards has two trip-doubles this season (the only player in the nation with multiple triple-doubles). He had 24 points, 13 assists and 10 steals in the 100-69 win vs Arkansas State 11/21 and then 21 points, 10 assists and 11 rebounds in the 110-63 victory over Cal State Fullerton on 12/28. They are the sixth and seventh in SMU history as well as the 42nd and 43rd in ACC history. He is the only one in SMU or ACC history to do so with steals. The 10 steals set an SMU record and tied for second in ACC history. **THREE DOUBLE-DOUBLES:** Three Mustangs have had a double-double in the same game twice this season. First in the 89-72 win over Radford 11/24 (Boopie Miller 25 points, 10 assists; Jaron Pierre Jr. 15 points, 13 rebounds; Corey Washington 21 points, 12 rebounds). The second was the 110-63 triumph over Cal State Fullerton 12/28 (B.J. Edwards 21 points, 11 rebounds, 10 assists; Boopie Miller 14 points, 12 assists; Samet Yiğitoğlu 11 points, 12 rebounds). This season was the first time an SMU trio had double-doubles in the same game since 12/16/2015 vs Nicholls (Jordan Tolbert 18pts, 23rebs; Ben Moore 22pts, 15rebs; Sterling Brown 10pts, 11rebs)

2025-26 Double-Doubles

Name	Opponent	Stats	Season	Career
Samet Yiğitoğlu	Texas A&M-Corpus Christi 11/6/25	12 pts, 10 rebs	1st	4th
Corey Washington	Murray State 11/11/25	17 pts, 11 rebs	1st	14th
Boopie Miller	Butler 11/15/25	23 pts, 12 asts	1st	5th
Boopie Miller	UAPB 11/18/25	15 pts, 10 asts	2nd	6th
B.J. Edwards	Arkansas State 11/21/25	24 pts, 13 asts, 10 stls	1st	2nd
Boopie Miller	Radford 11/24/25	25 pts, 10 asts	3rd	7th
Jaron Pierre Jr.	Radford 11/24/25	15 pts, 13 rebs	1st	7th
Corey Washington	Radford 11/24/25	21 pts, 12 rebs	2nd	15th
Corey Washington	at Mississippi State 11/28/25	12 pts, 10 rebs	3rd	16th
Samet Yiğitoğlu	vs [rv/rv] LSU 12/13/25	10 pts, 10 rebs	2nd	5th
Samet Yiğitoğlu	Central Arkansas 12/21/25	14 pts, 11 rebs	3rd	6th
B.J. Edwards	Cal State Fullerton 12/28/25	21 pts, 11 rebs, 10 asts	2nd	3rd
Boopie Miller	Cal State Fullerton 12/28/25	14 pts, 12 asts	4th	8th
Samet Yiğitoglu	Cal State Fullerton 12/28/25	11 pts, 12 rebs	4th	7th
Boopie Miller	[12/12] North Carolina 1/3/26	27 pts, 12 asts	5th	9th

2024-25 Double-Doubles (returnees)

Samet Yiğitoğlu	vs Washington State 11/27/24	12 pts, 11 rebs	1st	1st
Samet Yiğitoğlu	[4/4] Duke 1/4/25	10 pts, 13 rebs	2nd	2nd
Boopie Miller	at Miami 1/18/25	18 pts, 10 asts	1st	3rd
Boopie Miller	Stanford 2/1/25	10 pts, 10 asts	2nd	4th
Samet Yiğitoğlu	Pitt 2/11/25	17 pts, 10 rebs	3rd	3rd
B.J. Edwards	Northern Iowa 3/19	16 pts, 10 rebs	1st	1st

SMU - Most Wins In A Season (* Conference Champions)

Wins	Season	Record	Coach	Postseason
30	2016-17*	30-5	Jankovich	NCAA 1st Rnd
28	1987-88*	28-7	Bliss	NCAA 2nd Rd
27+	2013-14	27-10	Brown	NIT Final
27	2014-15*	27-7	Brown	NCAA 2nd Rnd
26	1955-56*	26-4	Hayes	NCAA Final 4
25	1983-84	25-8	Bliss	NCAA 2nd Rd
25	2015-16	25-5	Jankovich/Brown	
24	2021-22	24-9	Jankovich	NIT 2nd Rnd
24	2024-25	24-11	Enfield	NIT 2nd Rnd
23	1984-85	23-10	Bliss	NCAA 2nd Rd
22	1956-57*	22-4	Hayes	NCAA Reg SF
21	1999-00	21-9	Dement	NIT 1st Rnd

SMU - Most Conference Wins In A Season (* Champions)

Wins	Season	League	Overall	Coach
17	2016-17 *	17-1	30-5	Tim Jankovich
15	2014-15 *	15-3	27-7	Larry Brown
13	2015-16	13-5	25-5	Larry Brown
13	2021-22	13-4	24-9	Tim Jankovich
13	2024-25	13-7	24-11	Andy Enfield

SMU - Most Conference Wins In Two Seasons (* Champs)

Wins	Season (Conference Record)	Coach
30	2015-16 (13-5), 2016-17 (*17-1)	Brown/Jankovich
28	2014-15 (*15-3), 2015-16 (13-5)	Larry Brown
27	2013-14 (+12-6), 2014-15 (*15-3)	Larry Brown
24	2023-24 (11-7), 2024-25 (13-7)	Lanier/Enfield
23	1955-56 (*12-0), 1956-57 (*11-1)	Doc Hayes
23	1965-66 (*11-3), 1966-67 (*12-2)	Doc Hayes
23	2016-17 (*17-1), 2017-18 (6-12)	Tim Jankovich
22	1983-84 (12-4), 1984-85 (10-6)	Dave Bliss

SMU - Most Home Wins In A Season

Wins	Season	Home	Record	Coach
18+	2013-14+	18-1+	27-10	Larry Brown
18	2016-17	18-0	30-5	Tim Jankovich
17	2021-22	17-1	24-9	Tim Jankovich
16	2014-15	16-2	27-7	Larry Brown
16	2015-16	16-1	25-5	Brown/Jankovich
15	1984-85	15-1	23-10	Dave Bliss
15	2010-11	15-7	20-15	Matt Doherty
14	2023-24	14-3	20-13	Rob Lanier
13	2024-25	13-6	24-11	Andy Enfield
13	7 other times			

SMU - Most Road Wins In A Season

Wins	Season	Road	Overall	Coach
10	1955-56	10-2	26-4	Doc Hayes
9	2014-15	9-4	27-7	Larry Brown
8	1961-62	8-5	18-17	Doc Hayes
8	1983-84	8-4	25-8	Dave Bliss
8	2016-17	8-3	30-5	Tim Jankovich
7	1966-67	7-3	20-6	Doc Hayes
7	1987-88	7-4	28-7	Dave Bliss
7	1992-93	7-4	20-8	John Shumate
7	1999-00	7-6	21-9	Mike Dement
7	2015-16	7-4	25-5	Brown/Jankovich
7	2024-25	7-4	24-11	Andy Enfield

SMU - Most Conference Road Wins In A Season

Wins	Season	League	Overall	Coach
8-1	2016-17	17-1	30-5	Tim Jankovich
7-2	2014-15	15-3	27-7	Larry Brown
7-3	2024-25	13-7	24-11	Andy Enfield
6-0	1955-56	12-0	26-4	Doc Hayes
6-1	1966-67	12-2	20-6	Doc Hayes
6-2	1983-84	12-4	25-8	Dave Bliss

SMU - Consecutive Road Wins

Wins	Began / Ended
8	12-22-1955 at Wichita St / 12-21-1956 at [7] Kentucky
7	1-11-2015 at UCF / 3-1-2015 at Connecticut
6	1-17-1967 at Arkansas / 12-9-1967 at Wisconsin
6	3-15-2015 at Connecticut / 1-24-2016 at Temple
6	1-15-2017 at Tulane / 12-5-2017 at [20/20] TCU
6	1-15-2024 at Virginia / 3-1-2025 at Stanford

SMU - Best Starts with 0 losses

Start	Season	Record	Coach
18-0	2015-16	25-5	Jankovich/Brown
10-0	1997-98	18-10	Mike Dement
9-0	1984-85	23-10	Dave Bliss
8-0	2019-20	19-11	Tim Jankovich
8-0	2025-26		Andy Enfield

SMU - Best Home Starts

Start	Season	Home	Overall	Coach
18-0	2016-17	18-0	30-5	Tim Jankovich
17-0	2021-22	17-1	24-9	Tim Jankovich
15-0	2013-14+	18-1	27-10	Larry Brown
15-0	1984-85	15-1	23-10	Dave Bliss
13-0	1999-00	13-2	21-9	Mike Dement
12-0	1956-57	13-1	22-4	Doc Hayes
12-0	2015-16	16-1	25-5	Jankovich/Brown

10-0 2025-26 Andy Enfield

+ Wins from 2013-14 later vacated

SMU Points-Assists Double-Doubles In A Season

Billy Allen	1978-79	6
Billy Allen	1979-80	6
Michael Jaccar	1975-76	5
Gerald Lewis	1992-93	5
Kendric Davis	2020-21	5
Boopie Miller	2025-26	5

GIVING THANKS: SMU Football and Men's Basketball partnered with the Dallas Police Department, Coincilmn Maxie Johnson (District 4) and For Oak Cliff for its annual turkey giveaway at South Oak Cliff High School on the Wednesday before Thanksgiving. SMU redshirt-freshman Chance Puryear is from nearby Carter High School.

HALF A HUNDRED: SMU has scored at least 50 points in a half eight times this season. The Mustangs scored at least 50 in a half 13 times in 2024-25, going 10-0 in those games (high was 60 in the 1st half at Miami 1/18).

- 11/11 vs Murray State (53 in 2nd - W, 102-91)
- 11/18 vs UAPB (61 in 2nd - W, 106-60)
- 11/21 vs Arkansas State (50 in 1st, 50 in 2nd - W, 100-69)
- 12/21 vs Central Arkansas (51 in 1st - W, 99-82)
- 12/28 vs Cal State Fullerton (51 in 1st, 59 in 2nd - W, 110-63)
- 1/3 vs [12/12] North Carolina (58 in 2nd - W, 97-83)

INTO THE ACC (14-7): SMU is 14-7 in the ACC. The Mustangs finished tied for fourth in their inaugural ACC season at 13-7, going 6-4 at Moody Coliseum and 7-3 on the road.

MEN OF STEALS: SMU is averaging 8.4 steals this season (5th ACC, 76th NCAA). B.J. Edwards is averaging 2.6 (1st ACC, 13th NCAA) and Boopie Miller is averaging 2.1 (3rd ACC, 51st NCAA). Last season, SMU led the ACC at 8.1 (55th NCAA). B.J. Edwards led SMU at 2.4 steals (2nd ACC, 11th NCAA) and set a program record with 83 total steals. Boopie Miller averaged 1.6 per contest (9th ACC).

- 12 vs Butler 11/15 (W, 87-85)
- 10 vs UAPB 11/18 (W, 106-60)
- 26 vs Arkansas State 11/21 (W, 100-69) - SMU Record, Tied ACC Record
- 10 vs Cal State Fullerton 12/28 (W, 110-63)

SMU Career Steals

1	225	Bryan Hopkins, 2002-06
2	209	Gerald Lewis, 1989-93
3	205	Carl Wright, 1982-85
4	197	Jeryl Sasser, 1997-01
5	179	Stephen Woods, 1996-00
6	160	Willie Davis, 1997-01
7	158	Zhuric Phelps, 2021-24
8	153	Quinton Ross, 1999-03
9	151	B.J. Edwards, 2023-25

SMU Career Steals Avg.

1	2.1	Bryan Hopkins (225/105), 2002-06
	2.1	Carl Wright (205/96), 1982-85
3	1.9	Gerald Lewis (209/112), 1989-93
—	1.8	B.J. Edwards, 2023-
4	1.7	Carlton McKinney (111/64), 1986-88
	1.7	Jeryl Sasser (197/117), 1997-01
	1.7	Jemeil Rich (136/81), 1994-97
	1.7	Zhuric Phelps (158/95), 2021-24
—	1.7	Boopie Miller, 2024-
8	1.6	Stephen Woods (179/112), 1996-00
	1.6	Jimmy Whitt Jr. (103/63), 2017-19
10	1.5	Willie Davis (160/109), 1997-01
	1.5	Paul McCoy (73/50), 2008-10

SMU Season Steals Average (Since 1976-77)

1	2.9	Gerald Lewis (Sr.), 1992-93 (79/27)
—	2.6	B.J. Edwards (Sr.), 2025-26
2	2.4	Bryan Hopkins (Sr.), 2005-06 (52/22)
	2.4	Bryan Hopkins (Jr.), 2004-05 (59/25)
	2.4	B.J. Edwards (Jr.), 2024-25 (83/35)
5	2.3	Carl Wright (So.), 1983-84 (77/33)
	2.3	Carl Wright (Jr.), 1984-85 (76/33)
	2.3	Gerald Lewis (Jr.), 1991-92 (63/28)
	2.3	Zhuric Phelps (So.), 2022-23 (68/30)
—	2.1	Boopie Miller (Sr.), 2025-26

SMU Season Steals

1	83	B.J. Edwards (Jr.), 2024-25
2	79	Gerald Lewis (Sr.), 1992-93
3	77	Carl Wright (So.), 1983-84
4	76	Carl Wright (Jr.), 1984-85

SMU SEASON RECORDS (Under Head Coach Andy Enfield)**3-point FG percentage**

1.	.429 (88-205)	1986-87
2.	.420 (194-462)	2015-16
3.	.413 (97-235)	1988-89
4.	.410 (152-371)	1987-88
5.	.406 (286-705)	2016-17
6.	.394 (277-703)	2010-11
7.	.379 (174-459)	2013-14
	.379 (281-741)	2017-18
9.	.378 (275-727)	2024-25

Free throw percentage

1.	.769 (552-718)	1961-62
2.	.768 (552-719)	1970-71
—	.763	2025-26
3.	.762 (412-541)	2019-20
4.	.761 (715-939)	1955-56
5.	.759 (542-714)	1965-66
6.	.750 (502-669)	2021-22
7.	.746 (440-590)	1979-80
8.	.745 (493-662)	2012-13
9.	.742 (409-551)	2010-11
10.	.740 (506-684)	1962-63

Total Points

1.	2879 (35 games)	1987-88
2.	2797 (35 games)	2024-25
3.	2627 (37 games)	2013-14

Scoring Average

—	91.5	2025-26
1.	87.0 (26 games)	1970-71
2.	85.4 (28 games)	1975-76
3.	84.0 (26 games)	1965-66
4.	83.3 (27 games)	1971-72
5.	82.3 (35 games)	1987-88
6.	82.0 (27 games)	1964-65
—	79.9	2024-25

3-point field goals made

1.	286 (35 games)	2016-17
2.	281 (33 games)	2017-18
3.	280 (33 games)	2021-22
4.	277 (35 games)	2010-11
5.	275 (35 games)	2024-25
6.	263 (32 games)	2018-19
7.	251 (33 games)	2023-24

Steals

1.	297	1987-88
2.	282	2013-14
	282	2024-25
4.	278	1999-00
5.	277	2023-24
6.	248	1998-99

Steals average

1.	9.3 (30 games)	1999-00
2.	8.6 (28 games)	2004-05
3.	8.5 (35 games)	1987-88
4.	8.4 (33 games)	2023-24
—	8.4	2025-26
5.	8.3 (28 games)	1992-93
	8.3 (30 games)	1998-99
7.	8.1 (35 games)	2024-25
8.	7.8 (30 games)	2002-03
9.	7.7 (29 games)	2005-06
10.	7.6 (37 games)	2013-14
11.	7.5 (30 games)	2003-04

Best Assist-to-Turnover Ratio

1.	1.74	1986-87
2.	1.71	1987-88
—	1.71	2025-26
3.	1.50	2016-17
4.	1.42	2015-16
5.	1.39	2023-24
6.	1.37	1985-86
7.	1.33	2024-25

Fewest Turnovers Per Game

1.	10.8	2016-17
2.	11.0	2018-19
3.	11.3	2023-24
—	11.3	2025-26
4.	11.6	1996-97
	11.6	2017-18
6.	11.9	2024-25
7.	12.0	1998-99
8.	12.3	1985-86
	12.3	2021-22
10.	12.4	2015-16

SMU Single-Game Steals

1	10	B.J. Edwards, Arkansas State, 11-21-2025
2	9	Bryan Hopkins, San Jose State, 2-10-2005
3	8	Willie Davis, [15] Tulsa, 3-4-2000
4	7	Boopie Miller, Arkansas State, 11-21-2025 (plus 8 other times)

ACC Single-Game Steals

1	11	Kenny Dennard, Duke vs. Maryland ACC 2-3-79
2	10	Chris Singleton, Florida State vs. UNCG 11-14-10
	10	Mo Rivers, NC State vs. Clemson ACC 1-12-74
	10	B.J. Edwards, Arkansas State, 11-21-2025

ACC Single-Game Steals

1	26	NC State vs. Clemson, Jan. 12, 1974
	26	SMU vs Arkansas State, Nov. 21, 2025

NET WORTH: SMU is No. 24 in the Jan. 5 NCAA NET rankings with 22 opponents in quads 1 (11) and 2 (11).

Q1 (1-2) (H: 1-30) (N: 1-50) (A: 1-75) (1-2)	
5	12/03/25 @Vanderbilt L 69-88
7	01/10/26 @Duke
14	01/31/26 @Louisville
14	02/17/26 Louisville
22	01/03/26 North Carolina W 97-83
25	01/17/26 Virginia Virginia
34	01/07/26 @Clemson Clemson
38	12/13/25 LSU @New Orleans L 77-89
58	02/25/26 @California
61	01/20/26 @Wake Forest
75	02/28/26 @Stanford
Q2 (4-0) (H: 31-75) (N: 51-100) (A: 76-135) (4-0)	
36	03/04/26 Miami (FL)
37	02/03/26 NC State
46	11/15/25 Butler W 87-85
53	12/07/25 Texas A&M @ArlingtonW 93-80 (1 OT)
56	01/14/26 Virginia Tech
64	11/11/25 Murray St. W 102-91
68	02/10/26 Notre Dame
91	02/14/26 @Syracuse
96	11/28/25 @Mississippi St. W 87-81 (1 OT)
112	02/07/26 @Pittsburgh
114	03/07/26 @Florida St.



PAINT BY BIG NUMBERS: SMU is averaging 40.9 points in the paint this season. The Mustangs outscored Butler 62-30 in the paint in the 87-85 win on Nov. 15.

Most points for SMU in the paint under Andy Enfield

- 62 vs Butler 11/15/25
- 58 at Miami 1/18/25
- 56 vs Central Arkansas 12/21/25
- 52 at Boston College 12/21/24
- 50 vs Arkansas State 11/21/25

POWER MOVE: SMU finished 24-11 (.686) after going 13-7 (.650) in the ACC. That was the second-highest winning percentage, tied for the second-most wins and tied for the second-best league win percentage among teams that changed leagues in the Power 4.

Team	League Change	Overall (Pct.)	Conference (Pct.)	Postseason
Oregon	Big Ten from Pac 12	25-10 (.714)	12-8 (.600)	NCAA
SMU	ACC from AAC	24-10 (.686)	13-7 (.650)	NIT
UCLA	Big Ten from Pac 12	23-11 (.676)	13-7 (.650)	NCAA
Arizona	Big 12 from Pac 12	24-13 (.649)	14-6 (.700)	NCAA
Stanford	ACC from Pac 12	21-13 (.600)	11-9 (.550)	NIT
Oklahoma	SEC from Big 12	20-14 (.588)	6-12 (.333)	NCAA
Texas	SEC from Big 12	19-16 (.543)	6-12 (.333)	NCAA
USC	Big Ten from Pac 12	17-18 (.486)	7-13 (.350)	The Crown
Utah	Big 12 from Pac 12	16-17 (.485)	8-12 (.400)	The Crown
Cal	ACC from Pac 12	14-19 (.424)	6-16 (.300)	N/A
Washington	Big Ten from Pac 12	13-18 (.419)	4-16 (.200)	N/A
Colorado	Big 12 from Pac 12	14-21 (.400)	3-17 (.150)	The Crown
Arizona State	Big 12 from Pac 12	13-20 (.394)	4-16 (.200)	The Crown

RETURNING STARTERS: The Mustangs returned senior guards Boopie Miller and B.J. Edwards and sophomore center Samet Yiğitoğlu. Miller was All-ACC Third Team last season after averaging 13.2 points (26th ACC), 5.5 assists (4th ACC, 33rd NCAA), 2.9 rebounds and 1.6 steals (9th ACC) with a 2.50 assist-to-turnover ratio (2nd ACC, 41st NCAA). Edwards was ACC All-Defensive Team while averaging 9.9 points (52nd ACC), 4.7 rebounds, 3.7 assists (10th ACC) and 2.4 steals (2nd ACC, 11th NCAA) with a 2.02 assist-to-turnover ratio (10th ACC). Edwards had an SMU-record 83 steals. Yiğitoğlu returns after averaging 10.0 points (51st ACC), 6.2 rebounds (17th ACC) and 1.0 blocks (15th ACC) while shooting 53.5% from the field.

Scoring margin		
—	14.6	2025-26
1.	14.3 (74.3-60.0)	2016-17
2.	13.9 (77.3-63.4)	2015-16
3.	13.4 (77.6-64.2)	1956-57
4.	11.0 (78.8-67.7)	1955-56
5.	10.4 (82.3-71.8)	1987-88
6.	9.4 (69.1-59.8)	2014-15
7.	8.8 (71.0-62.2)	2013-14
8.	8.6 (79.9-71.3)	2024-25
9.	8.4 (77.1-68.7)	1953-54

Rebound margin		
1.	10.2 (39.4-29.3)	2015-16
2.	8.7 (38.1-29.5)	2016-17
3.	8.4 (37.2-28.8)	1988-89
4.	6.7 (36.6-29.9)	2014-15
5.	5.7 (48.5-42.8)	1959-60
6.	5.5 (38.4-32.9)	2024-25
7.	5.1 (39.8 34.7)	2023-24
8.	5.0 (46.5-41.5)	1958-59
—	4.6	2025-26

NCAA CARERER ACTIVE LEADERS (Through Jan. 4)		
Rank	Player	Value
4	Jaron Pierre Jr.	1,845
12	Boopie Miller	1,668
102	Corey Washington	1,254

Scoring Avg		
26	Boopie Miller	15.0
48	Jaron Pierre Jr.	14.0
120	Corey Washington	12.3

Three-point FGM		
12	Jaron Pierre Jr.	272
201	Boopie Miller	133

Rebounds		
41	Corey Washington	640
117	Jaron Pierre Jr.	534
426	B.J. Edwards	355
459	Boopie Miller	345

Assists		
6	Boopie Miller	543
88	B.J. Edwards	310
128	Jaron Pierre Jr.	271

Assist Average		
18	Boopie Miller	4.89
122	B.J. Edwards	3.23

Steals		
24	Boopie Miller	160
30	B.J. Edwards	152

Steal Average		
46	B.J. Edwards	1.58

Games Played		
17	Jaron Pierre Jr.	132
192	Boopie Miller	111

Three-Point Percentage		
8	Jaron Pierre Jr.	0.338

Free Throws Percentage		
14	Boopie Miller	0.837
37	Corey Washington	0.726

Assist Turnover Ratio		
19	Boopie Miller	1.89

Double Doubles		
36	Corey Washington	16

Triple Doubles		
1	B.J. Edwards	2



Associate Head Coach Chris Capko and Assistant Coach Jay Morris were selected to the Elite 75 Future Head Coach Power Lunch on April 3, 2025 hosted by Silver Waves Media.

ROAD WARRIORS: The Mustangs are 13-7 away from Moody Coliseum under Head Coach Andy Enfield, including an 8-5 road record and 5-2 neutral-site mark. In 2024-25, the Mustangs were 7-3 on the road in the ACC and 11-5 away from Moody Coliseum.

SMU - Most Conference Road Wins In A Season

8 in 2016-17 (8-1)

7 in 2014-15 (7-2)

7 in 2024-25 (7-3)

6 in 1955-56 (6-0), 6 in 1966-67 (6-1), 6 in 1983-84 (6-2)

2024-25 High Major Teams With 7+ Regular-Season Road Wins: Duke, Louisville, Clemson, SMU, Houston, Texas Tech, St. John's, Marquette, UCONN, Michigan State, Michigan, Oregon, Auburn, Alabama, Florida

2024-25 High Major Teams With 10+ Regular-Season Wins Away From Home: Duke, Louisville, Clemson, SMU, Houston, Michigan State, Oregon, Auburn, Florida, Alabama, Mississippi State

RUN, RUN: SMU has 14 runs of at least 10-0 this season, going 8-0 in games with at least 10-0 run. Last season, The Mustangs had 30 runs of at least 10-0, going 18-3 in games when they have at least one (largest run 22-0 vs Tarleton State 11/4/24, had 3 runs of at least 10-0 vs Alabama State 12/3 and at Miami 1/18).

- 11/6 vs Texas A&M-Corpus Christi - 11-0 1st half (W, 69-58)

- 11/11 vs Murray State - 11-0 1st half (W, 102-91)

- 11/18 vs UAPB (3) - 10-0 1st half, 10-0 2nd half, 16-0 2nd half (W, 106-60)

- 11/21 vs Arkansas State - 10-0 2nd half (W, 100-69)

- 11/24 vs Radford - 10-0 2nd half, 12-0 2nd half (W, 89-72)

- 12/7 vs Texas A&M - 10-0 1st half (W, 93-80 ot)

- 12/21 vs Central Arkansas (3) - 11-0 1st half, 13-0 1st half, 10-0 2nd half (W, 99-82)

- 12/28 vs Cal State Fullerton (2) - 10-0 1st half, 13-0 1st half (W, 110-63)

YOUTH MOVEMENT: Five Mustangs are true freshmen (B.J. Davis-Ray, Jermaine O'Neal Jr., Jaden Toombs, Nigel Walls, Billy White III) with three more redshirt freshmen (Mitchell Holmes, Niccolo Kalischer-Stork, Chance Puryear). Only Jaron Pierre Jr. entered the season with more than 100 collegiate games played.

STREAKS:

10+ points: Boopie Miller 22 (13, 10, 10, 13, 11, 16, 10, 10, 20, 14, 28, 23, 15, 17, 25, 28, 17, 19, 16, 23, 14, 27), Jaron Pierre Jr. 14 (21, 12, 19, 18, 23, 15, 15, 24, 13, 35, 16, 21, 11, 13), B.J. Edwards 3 (17, 21, 15), Corey Washington 2 (15, 23), Jaden Toombs (12)

Longest This Season: Boopie Miller & Jaron Pierre Jr. 14+ (current)

8+ rebounds:

Long: Samet Yiğitoğlu 7 (11/24 - 12/28)

Dbl-Dbl: Boopie Miller 2 (14p/12a; 27p/12a)

Long: Samet Yiğitoğlu 3 (12/13 - 12/28)

5+ assists: Boopie Miller 3 (8, 12, 12), B.J. Edwards (10, 6)

Long: Boopie Miller 7 (11/3 - 11/24)

2+ steals: B.J. Edwards 5 (4, 2, 2, 5, 2)

Long: B.J. Edwards 5+ (12/7 -)

2+ blocks: Samet Yiğitoğlu 3 (2, 4, 2)

Long: Samet Yiğitoğlu 3 (11/21 - 11/28), 3+ (12/21 -)

MEET THE MUSTANGS:

B.J. Edwards (6-3, 200, G, Sr.) | 2024-25: Started all 35 games... 9.9 points (52nd ACC), 4.7 rebounds, 3.7 assists (10th ACC), 2.4 steals (2nd ACC, 11th NCAA), 2.02 assist-to-turnover ratio (10th ACC), double-double... ACC All-Defensive Team... received votes for ACC Most Improved Player.

Chance Puryear (6-7, 210, F, Fr-Rs.) | 2024-25: Redshirted... 2023-24: He was named TABC 4A All-State at Carter High School in Dallas... District 13-4A Player of the Year and a 2024 McDonald's All-American Game Southwest Nominee.

Boopie Miller (6-0, 175, G, Sr.) | Preseason All-ACC Second Team... 2024-25: All-ACC Third Team... Acrisure Holiday Invitational MVP... Played/started 28 of 35 games... 13.2 points (26th ACC), 5.5 assists (4th ACC, 33rd NCAA), 2.9 rebounds, 1.6 steals (9th ACC), 2.50 assist-to-turnover ratio (2nd ACC, 41st NCAA), 81.6% FTs (13th ACC), 2 double-doubles ... **GAME-WINNERS:** Game-winning right-wing 3-pointer with 0.4 seconds left at Virginia for 54-52 win 1/15... 10-foot running jumper with 2.1 seconds left for 79-77 win vs Cal Baptist 11/26...

Corey Washington (6-6, 190, F, Sr.) | 2024-25 (Wichita State): Played all 34 games (33 starts)... Second on the team in scoring (13.7 ppg), rebounding (7.5 rpg), double-doubles (9) and steals (34)... Five games with 20+ points... Second Team All-AAC... One of five Oscar Robertson National Players of the Week on Feb. 18... American Player of the Week on Feb. 17... American Weekly Honor Roll 3 times (Nov. 25, Dec. 9, Feb. 10).

Sam Walters (6-9, 230, F, Jr.) | 2024-25 (Michigan): Played in 23 games (Missed final 14 games due to injury)... Averaged 5.0 points and 1.6 rebounds while hitting 36.6% on threes... Posted five double-figure scoring games... Totaled 13 assists, four blocks, and two steals.

Jaron Pierre Jr. (6-5, 210, G, Sr.) | 2024-25 (Jacksonville State): C-USA Player of the Year... Started all 36 games... averaged 21.6 points (1st C-USA, 4th NCAA), 5.5 rebounds, 3.8 assists (6th C-USA), 0.7 steals, 1.32 assist-to-turnover ratio (10th C-USA)... 38.2% 3FGs (3rd C-USA, 66th NCAA), 2.9 made 3FGs (3rd C-USA, 46th NCAA), 81.0% FTs (6th C-USA)... 2-time C-USA Player of the Week, Lute Olson Player of the Week (Feb. 10), Oscar Robertson Player of the Week (Nov. 18), Lou Henson Player of the Week (Nov. 18).



On Dec. 5, 2018, SMU named the Moody Coliseum court after David B. Miller, alumnus and current chair of the Board of Trustees. He was a three-year starter on the basketball team and a member of the 1971-72 Southwest Conference Co-Championship team. Throughout his lifetime, Mr. Miller and his wife, Carolyn Lacy Miller, have committed over \$100 million to SMU, including more than \$50 million to the Cox School of Business, \$20 million toward the expansion and renovation of Moody Coliseum and \$10 million to the ACC Competitiveness Campaign as a member of the First Week Society.



Jermaine O'Neal Jr. (6-5, 185, F, Fr.) | 2024-25 (Dynamic Prep): Ranked No. 88 by ESPN, No. 111 by On3 and No. 126 by 247 Sports... As a senior, he averaged 14.5 points, 3.8 rebounds, 1.6 assists, 1.2 blocks and 0.9 steals as Dynamic Prep advanced to the Chipotle Nationals title game and was No. 1 in the final National Top 10 high school rankings.

Billy White III (6-8, 195, F, Fr.) | 2024-25 (Veterans Memorial HS): As a junior in 2024-25, he was selected to the All-State Tournament Team and named All-South Texas MVP after averaging 18.8 points, 9.4 rebounds, 2.7 assists, 1.8 blocks and 1.0 steals as he led Veterans Memorial to a 39-1 record including a run to the UIL 5A Division I semifinals.

B.J. Davis-Ray (6-6, 195, G, Fr.) | 2024-25 (JSerra Catholic HS): Averaged 17.6 points, 6.2 rebounds and 2.7 assists as he helped the Lions to a 24-11 record his senior season, reaching the California Interscholastic Foundation Division 1 South Regional Quarterfinals... Named CIF-SS Open Division First Team and All-County First Team.

Jaden Toombs (6-10, 230, C, Fr.) | 2024-25 (Dynamic Prep): Ranked No. 38 by ESPN, No. 45 by On3 and No. 47 by 247 Sports... As a senior, he averaged 15.0 points, 9.7 rebounds, 2.2 assists and 1.4 blocks as Dynamic Prep advanced to the Chipotle Nationals title game and was No. 1 ranking in the final National Top 10 high school rankings... Was on the 2024-25 Jersey Mike's Naismith Trophy Boy's High School Player of the Year watch list.

Mitchell Holmes (6-10, 230, F, Fr-Rs.) | 2024-25: Redshirted... 2023-24 (Link Year Prep): The three-star signee was ranked in the top 10 overall in Missouri and top 70 at his position nationally... Before attending Link Academy, the McDonald's All-American nominee scored more than 1,500 points at The Oakridge School in Arlington.

Nigel Walls (6-10, 200, F, Fr.) | 2024-25 (St. Francis Episcopal): Four-star prospect... Ranked No. 62 by ESPN, No. 57 by On3 and No. 58 by 247 Sports... As a senior, averaged 13.3 points, 7.1 rebounds, 2.4 blocks, 2.2 assists and 1.4 steals as St. Francis Episcopal went 29-8 and won the TAPPS 4A State Championship.

Samet Yiğitoğlu (7-2, 270, C, So.) | 2024-25: Played/started 32 of 35 games... 10.0 points (51st ACC), 6.2 rebounds (17th ACC), 1.0 blocks (15th ACC), 53.5% FG, 3 double-doubles (21st ACC)... 2023-24: Averaged 13.3 points, 10.3 rebounds, 1.0 blocks and shot 82.6% on FGs in four games with Sigortam Istanbul in Turkey in 2023-24... Sigortam finished tied for first at 28-6 in the Turkish second division... Played for Turkey in the 2023 FIBA U20 European Championship in Greece, averaging 12.7 points and 8.6 rebounds while hitting 66.0% on FGs (33-50).

Trey Utter (6-0, 175, G, Sr.) | 2024-25: Played 5 games, including 2 ACC games and the ACC Tournament win vs Syracuse 3/12... 2023-24: Played in 7 games.

Niccolo Kalischer-Stork (6-2, 205, G, Fr-Rs.) | 2024-25: Redshirted... 2023-24 (Harvard-Westlake School): Played as a guard for the Wolverines as the team went 91-9 from 2021-24... As a senior in 2023-24, averaged 3.2 points per game.

HEAD COACH ANDY ENFIELD... is in his second season at SMU after being named SMU's Head Men's Basketball on April 1, 2024. In his first season on the Hilltop, he led the Mustangs to a 24-11 overall record and earned a No. 1 seed in the NIT. The Mustangs went 13-7 in the program's inaugural season in the ACC to tie for fourth. SMU signed the nation's fourth-ranked high school recruiting class, which is the best in program history.

Enfield burst onto the coaching scene in 2013 when, in his second year as a head coach, he guided Florida Gulf Coast to the Sweet 16 of the NCAA Tournament. Following that success, he was hired by the Southern California (USC), where he led the Trojans to five NCAA Tournaments, including a run to the Elite Eight in 2021. He came to SMU after 11 seasons at USC, where he compiled a 220-147 record. The Trojans set a school single-season win record and posted the most wins in program history over two-year, three-year, four-year, five-year, six-year, seven-year and eight-year periods. Enfield's 220 wins ranks third on USC's all-time wins list.

Over his final seven seasons at USC, the Trojans had eight players selected in the NBA Draft, tied for the fifth-most by any program in the country, with Evan Mobley going No. 3 overall in the 2021 NBA Draft and Onyeka Okongwu being selected No. 6 in the 2020 Draft. USC was one of three teams to have had at least one player selected in six of the last seven NBA Drafts. In total, 11 players during Enfield's time at USC have made the NBA.

SMU vs Clemson (1-3) (0-3 +) H: 0-1 A: 0-0 N: 1-2 OT: 0-0 (N: 0-2 +)				
NIT: 1-0 ACC: 0-1 ACC TOURNAMENT: 0-1				
1970-71	D18	N^	L	51-67
2013-14	A1	N~	W+	[-rv/] 65-59 (ESPN2)
2024-25	F22	H*	L	69-79 [18/17] (ACCN)
	M13	N#	L	54-57 [10/10] (ESPN2)
^ Vanderbilt Invitational (Nashville, Tenn.)				
~ NIT Semifinal (New York, N.Y. - Madison Square Garden)				
* ACC # ACC Tournament (Charlotte, N.C. - Spectrum Center)				
+ Win in 2013-14 later vacated [AP/Coaches]				
SMU vs Duke (1-4) H: 0-2 A: 0-1 N: 1-1 *ACC: 0-1 ~NCAA: 0-1				
1977-78	D8	H	L	67-91
1978-79	N27	A	L	80-86 [1]
1983-84	D28	N^	W	78-76
1987-88	M19	N~	L	79-94 (CBS)
2024-25	J4	H*	L	62-89 [4/4] (The CW)
^ Rainbow Classic (Honolulu) ~ NCAA (Chapel Hill, N.C.) [AP, AP/Coaches]				
SMU vs Virginia Tech (1-0) H: 0-0 A: 1-0 N: 0-0 OT: 0-0 ~ACC: 1-0				
2024-25	F5	A~	W	81-75 (ACCN)
SMU vs Virginia (2-1) H: 1-0 A: 1-0 N: 0-1 OT: 0-0 ~ACC: 2-0				
2013-14	N29	N^	L	73-76 [rv/rv] (CBSSN)
2024-25	D7	H~	W	63-51 (The CW)
	J15	A~	W	54-52 (ACCN)
^ Corpus Christi Challenge (Corpus Christi, Texas)				
SMU vs Wake Forest (0-3) H: 0-2 A: 0-1 N: 0-0 ~ACC: 0-1				
2002-03	D15	A	L	49-73 (FSN-SW)
2003-04	D15	H	L	66-78 [9]
2024-25	F15	H~	L	66-77 (ACCN)
[] Associated Press Rank				
SMU vs Florida State (1-2) H: 0-0 A: 1-2 N: 0-0 ~ACC: 0-1				
2006-07	N14	A^	L	52-59
2023-24	D16	A	W	68-57 (ACC)
2024-25	M8	A~	L	69-76 (ESPNU)
^ Colonial Classic (Tallahassee, Fla.)				
SMU vs Louisville (2-9) H: 1-4 A: 0-4 N: 1-1 OT: 0-0				
^NCAA: 1-0 #AMERICAN: 0-2 +ACC: 0-1				
1966-67	M17	N^	W	83-81 [2]
1968-69	D11	H	L	73-79
1969-70	D29	A	L	79-105 [14]
1970-71	D30	H	L	85-97 [17]
1971-72	D22	A	L	62-96 [19]
1983-84	D3	A	L	65-89 (KTXA)
1984-85	F16	H	W	[9] 72-64 [19] (CBS)
1987-88	D28	N~	L	79-87
2013-14	J12	A#	L	[rv/-] 63-71 [12/8] (CBSSN)
	M5	H#	L	[18/18] 71-84 [11/9] (CBSSN)
2024-25	J21	H+	L	73-98 [25/rv] (ACCN)
^ NCAA Midwest Regional (Lawrence, Kan.)				
~ Rainbow Classic (Honolulu, Hawaii) [AP or AP/Coaches]				
SMU vs NC State (2-1) H: 1-0 A: 1-1 N: 0-0 OT: 0-1 ~ACC: 1-0				
1984-85	F9	A	L, ot	[4] 78-82 (NBC)
1988-89	D3	H	W	59-57 [16]
2024-25	J29	A~	W	63-57 (The CW)
[] Associated Press Rank				
SMU vs Pittsburgh (2-0) H: 1-0 A: 0-0 N: 1-0 OT: 0-0 *ACC: 1-0				
2016-17	N17	N~	W	[rv/rv] 76-67 [-rv] (ESPN2)
2024-25	F11	H*	W	83-63 (ACCN)
~ 2K Classic (New York, N.Y. - Madison Square Garden) [AP/Coaches]				
SMU vs Notre Dame (2-4) H: 0-2 A: 1-2 N: 1-0 ~ACC: 1-0 ^NCAA: 1-0				
1948-49	D30	H	L	45-58
1967-68	D11	A	L	59-79
1987-88	M17	N^	W	83-75 (CBS)
1988-89	J17	A	L	45-67 (WGN)
1989-90	F8	H	L	49-63 (KDAF, HSE)
2024-25	F19	A~	W	97-73 (ACCN)
^ NCAA Tournament 1st Round (Chapel Hill, N.C.)				
SMU vs Syracuse (2-0) H: 1-0 A: 0-0 N: 1-0 ~ACC: 1-0 #ACC-T: 1-0				
2024-25	M4	H~	W	77-75 (ESPNU)
	M12	N#	W	73-53 (ESPNU)
# ACC Tournament (Charlotte, North Carolina - Spectrum Center)				
SMU vs Boston College (2-0) H: 0-0 A: 1-0 N: 1-0 ~ACC: 1-0				
1986-87	D19	N^	W	62-49
2024-25	D21	A~	W	103-77 (The CW)
^ Santury Ball Classic (Tokyo, Japan)				
SMU vs Cal (4-1)(3-1+) H: 2-1 A: 1-0 N: 1-0 (H: 0-1+)				
#NIT: 1-0 (0-0 +) >ACC: 2-0				
1967-68	D28	H^	L	84-88
1979-80	D22	N~	W	97-88
2013-14	M26	H#	W+	[-rv/-] 67-65 (ESPN2)
2024-25	J29	H>	W	76-65 (ACCN)
	F26	A>	W	81-77 (ESPNU)
^ All-Sports Association Tournament (Dallas, Texas)				
~ Kentucky Invitational (Lexington, Ky.) + Win vacated [AP/Coaches]				
SMU vs Stanford (3-3) H: 2-1 A: 1-2 N: 0-0 OT: 0-0 ~ACC: 1-1				
1963-64	D28	H	L	70-80
1998-99	N18	A^	L	51-86 [3] (ESPN)
2015-16	N19	A	W	[rv/-] 85-70 (ESPN2)
2016-17	D19	H	W	72-49 (ESPN2)
2024-25	F1	H~	W	85-61 (ACCN)
	M1	A~	L	68-73 (ACCN)
^ Chase Preseason NIT [AP] or [AP/Coaches]				
SMU vs Miami (Fla.) (3-0) H: 1-0 A: 2-0 N: 0-0 OT: 1-0 ~ACC: 1-0				
1990-91	D19	H	W, 2ot	93-88
1991-92	D20	A	W	69-60
2024-25	J18	A~	W	117-74 (ESPNU)



MUSTANG MAJORS	
B.J. Davis-Ray	Undeclared
B.J. Edwards	Applied Physiology and Sport Management
Mitchell Holmes	Applied Physiology and Sport Management
Niccolo Kalischer-Stork	Cox School of Business - Finance
Boopie Miller	Sociology
Jermaine O'Neal	Pre-major: Cox School of Business
Jaron Pierre Jr.	Master's of Liberal Studies
Chance Puryear	Applied Physiology and Sport Management
Jaden Toombs	Undeclared
Trey Utter	Applied Physiology & Sport Mgmt; Minor: Business
Nigel Walls	Undeclared
Sam Walters	Applied Physiology and Sport Management
Corey Washington	History
Billy White	Undeclared
Samet Yigitoglu	Applied Physiology and Sport Management

2024-25 RANKINGS: SMU averaged 79.9 points (3rd ACC, 39th NCAA) while shooting 47.8% (2nd ACC, 32nd NCAA) overall and 37.8% on threes (2nd ACC, 21st NCAA). The Mustangs also led the ACC in steals (8.1, 55th NCAA) and total rebounds (38.4, 31st NCAA). SMU finished third in the ACC in fast-break points (12.7, 48th NCAA), second in rebound margin (+5.5, 23rd NCAA), second in offensive rebounds (12.5, 48th NCAA), second in assists (15.9, 44th NCAA), second in bench points (24.0, 72nd NCAA), fourth in scoring margin (+8.6, 42nd NCAA) and third in field-goal defense (41.3%, 47th NCAA). **SMU was one of eight teams in the top 50 nationally in field-goal percentage and field-goal defense (Auburn, Bradley, Central Conn. St., Duke, Liberty, McNeese, Yale).**

Boopie Miller averaged 13.2 points (26th ACC), 5.5 assists (4th ACC, 33rd NCAA) and 1.6 steals (9th ACC) with a 2.50 assist-to-turnover ratio (2nd ACC, 41st NCAA). Chuck Harris was next in scoring at 12.9 (29th ACC) while hitting 41.5% from three. B.J. Edwards averaged 9.9 points (52nd ACC), 3.7 assists (10th ACC) and 2.4 steals (2nd ACC, 11th NCAA) with a 2.02 assist-to-turnover ratio (10th ACC). Matt Cross had six double-doubles (8th ACC) and led the Mustangs in rebounding (7.6, 6th ACC) while adding 11.8 points (38th ACC). **The Mustangs were one of two teams with six scoring at least 9.9 per game (Ole Miss)** with Kario Oquendo (11.2, 46th ACC) and Samet Yiğitoğlu (10.0, 51st ACC). Yiğitoğlu was second for SMU in rebounds (6.2, 17th ACC) and double-doubles (3, 21st ACC) while leading the Mustangs in blocked shots (1.0, 15th ACC).

2024-25 ACC AWARDS: Boopie Miller was named All-ACC Third Team and B.J. Edwards was selected to the ACC All-Defensive Team. Edwards also received votes for Most Improved Player and Kario Oquendo received votes for Sixth Man of the Year.

- SMU BASKETBALL - HONORS (Awards/Honors since 2013-14 - AAC 2013-24, ACC 2024-present)**
- NBA Draft Picks (Semi Ojeleye & Sterling Brown in '17, Shake Milton in '18)
 - AAC Players of the Year (Nic Moore '15, '16; Semi Ojeleye '17; Kendrick Davis '22)
 - AP All-America Honorable Mention (Nic Moore '15, '16; Semi Ojeleye '17)
 - Academic All-American (Semi Ojeleye '17)
 - Wooden Award Watch List (Nic Moore '15, '16, Shake Milton '18, Kendrick Davis '22)
 - Naismith Trophy Watch List (Nic Moore '15, '16; Shake Milton '18, Kendrick Davis '22)
 - Karl Malone Award Watch List (Markus Kennedy '16)
 - Bob Cousy Award Watch List (Nic Moore '16; Shake Milton '18, Kendrick Davis '22)
 - Lute Olson Award Watch List (Nic Moore '15; Shake Milton '18; Kendrick Davis '21, '22; Boopie Miller '26)
 - Jerry West Award Watch List (Shake Milton '17)
 - Oscar Robertson Trophy Watch List (Nic Moore '16)
 - NABC All-District (Nic Moore '14, '15, '16; Markus Kennedy '14, '15; Yanick Moreira '15; Ben Moore '16; Semi Ojeleye '17; Shake Milton '17, '18, Kendrick Davis '20, '21, '22; Marcus Weathers '22, Zhuric Phelps '24)
 - USBWA All-District (Nic Moore '14, '16; Semi Ojeleye '17; Shake Milton '18, Kendrick Davis '21, '22)
 - NABC College All-Star (Sterling Brown '17; Ben Moore '17)
 - All-Conference 1st Team (Nic Moore '14, '15, '16; Semi Ojeleye '17; Kendrick Davis '21, '22)
 - All-Conference 2nd Team (Markus Kennedy '14, '15; Yanick Moreira '15; Sterling Brown '17; Ben Moore '17; Shake Milton '17, '18; Jahmal McMurray '19; Marcus Weathers '22; Zhuric Phelps '24)
 - All-Conference 3rd Team (Kendric Davis '20; Tyson Jolly '20; Isiaha Mike '20; Feron Hunt '21; Boopie Miller '25)
 - AAC Sixth Man of the Year (Markus Kennedy '15, '16; Ben Emelogu II '17)
 - All-Defensive Team (B.J. Edwards '25)
 - NABC Good Works Team Nominee (Semi Ojeleye '16; Jonathan Wilfong '17)
 - Senior CLASS Award Nominee (Nic Moore '16; Ben Emelogu II '18)

SMU Athletics Launches "Mustang Partners"

Integrated Revenue Generation and Brand Division to Focus on Growth in Revenue-Share Era

Dec. 9, 2025 – SMU Athletics announced today the formation of Mustang Partners, a new integrated revenue generation division. Mustang Partners is a full-service revenue, NIL, and brand unit designed to aggressively pursue revenue and brand opportunities in the rapidly changing collegiate athletics landscape.

Mustang Partners' portfolio will encompass all revenue-generating and marketing units, including sponsorships in collaboration with Learfield, philanthropy, premium gameday experiences, and ticket sales, and will add commercial NIL, special events, and trademark and licensing. Mustang Partners will also focus on expanding brand storytelling across new and innovative channels.

"Mustang Partners is a bold new chapter in the story of SMU Athletics," said Damon Evans, Director of Athletics. "Today's rapidly evolving collegiate athletics marketplace demands programs to be more innovative, more adaptable, and more resolute in pursuing new opportunities and ideas. This new venture will position SMU at the forefront of the next era of collegiate athletics."

Mustang Partners will introduce four new areas:

- Mustang NIL is a comprehensive strategy to drive financial and branding opportunities for SMU student-athletes. Mustang NIL will integrate commercial opportunities with educational opportunities through the Department of Student-Athlete Success.
- Mustang Partners will focus on the development of new premium amenities within Gerald J. Ford Stadium, Moody Coliseum, and other athletic venues. A market study to evaluate new premium areas within Ford Stadium was completed in Fall 2025.
- Mustang Partners also expands on trademark and licensing activities, including the addition of the university's first full-time Director of Trademarks and Licensing, to lead efforts to maximize licensing and co-branding opportunities in the retail space.
- Mustang Partners will focus on booking special events and concerts into SMU athletic venues, as well as rentals of premium hospitality areas for corporate retreats, meetings, and private events.

Encompassing a staff of 60, Mustang Partners will be led by Brian Ullmann, Executive Deputy Director of Athletics, and a senior leadership team of Alex Gary, Deputy Athletic Director for External Relations, Lauren Adee, Deputy Athletic Director/Chief Marketing Officer/Chief Revenue Officer, and Sean Penix, Senior Associate Athletic Director/Commercial Strategy.

SMU Athletics closed the 2025 fiscal year with historic momentum across all areas of external support, led by a record-breaking year for the Mustang Club, which raised \$65,058,040 in cash gifts from 6,158 donors — the highest single-year cash total in SMU Athletics history. Football season tickets and revenue also reached a record high, with 2024 season tickets doubling 2023's total and increasing revenue by 157%. In addition, SMU saw large increases in concessions (108% increase), parking (98%) and licensing revenue (120%) as the momentum continues to build on the Hilltop.

SMU2NBA / Pros Since 2014:

- Semi Ojeleye selected 37th in 2017 (picked by Boston)
- Sterling Brown selected 46th in 2017 (picked by Philadelphia, then traded to Milwaukee)
- Shake Milton selected 54th in 2018 (picked by Dallas, then traded to Philadelphia)
- Ben Moore spent 2017-19 with Indiana and San Antonio, played 2021-22 with Memphis Hustle
- Feron Hunt signed a two-way with the New York Knicks (3/18/22), then finished 2022-23 with Birmingham (G League affiliate for New Orleans)
- Jahmal McMurray was picked 21st in the 2019 G League draft by the Northern Arizona Suns (Phoenix)
- Michael Weathers was picked 8th in the 2022 G League draft by the Oklahoma City Blue (OKC)
- Played professionally: Matt Cross, Ben Emelogu II, Jarrey Foster, Feron Hunt, Markus Kennedy, Jahmal McMurray, Isiaha Mike, Ben Moore, Nic Moore, Yanick Moreira, Zach Nutall, Efe Odigie, Kario Oquendo, Nick Russell, Jordan Tolbert, Marcus Weathers, Michael Weathers, Samuel Williamson

Mustangs Selected All-Conference (Since 2013-14)

- Sterling Brown (2016-17 AAC Second Team)
Kendric Davis (2019-20 AAC Third Team, 2020-21 AAC First Team, 2021-22 AAC First Team)
Feron Hunt (2020-21 AAC Third Team)
Tyson Jolly (2019-20 AAC Third Team)
Markus Kennedy (2013-14 AAC Second Team, 2014-15 AAC Second Team)
Jahmal McMurray (2018-19 AAC Second Team)
Isiaha Mike (2019-20 AAC Third Team)
Boopie Miller (2024-25 ACC Third Team)
Shake Milton (2016-17 AAC Second Team, 2017-18 AAC Second Team)
Ben Moore (2016-17 AAC Second Team)
Nic Moore (2013-14 AAC First Team, 2014-15 AAC First Team, 2015-16 AAC First Team)
Yanick Moreira (2014-15 AAC Second Team)
Semi Ojeleye (2016-17 AAC First Team)
Zhuric Phelps (2023-24 AAC Second Team)
Marcus Weathers (2021-22 AAC Second Team)

DAVID B. MILLER COURT: On Dec. 5, 2018, SMU named the Moody Coliseum court after David B. Miller, alumnus and current chair of the Board of Trustees. He was a three-year starter on the basketball team and a member of the 1971-72 Southwest Conference Co-Championship team. Throughout his lifetime, Mr. Miller and his wife, Carolyn Lacy Miller, have committed over \$100 million to SMU, including more than \$50 million to the Cox School of Business, \$20 million toward the expansion and renovation of Moody Coliseum and \$10 million to the ACC Competitiveness Campaign as a member of the First Week Society.

CHAMPIONS FOR LITERACY GAME (championsforlit.org): This is the 12th straight season SMU has supported Champions For Literacy. Jonathan Wilfong (SMU '17) and Andrew Renshaw, two then-high school seniors from Memphis, Tennessee, founded CFL in 2012. In partnership with Readers 2 Leaders, proceeds raised go towards funding of effective literacy programs focused on elementary and middle school students. The mission of Champions For Literacy is to increase awareness about the number of people in America who are functionally or totally illiterate and the social problems associated with illiteracy. By leveraging the unique power of collegiate and professional sports, Champions for Literacy raises money to support effective local literacy programs and schools focused on educating elementary and middle school students.

CFL Games At Moody Coliseum

- 1/31/15 vs. UCF (W, 75-56)
2/19/15 vs. Temple (W, 67-58)
1/30/16 vs. Memphis (W, 80-68)
2/10/16 vs. Tulsa (L, 77-82)
12/19/16 vs. Stanford (W, 72-49)
1/28/18 vs. East Carolina (W, 86-61)
1/2/19 vs. East Carolina (W, 82-54)
12/3/19 vs. Northwestern State (W, 77-51)
2/17/21 vs. Tulane (postponed - weather)
1/12/22 vs. USF (W, 77-65)
11/19/22 vs. Evansville (W, 55-47)
12/19/23 vs. Houston Christian (W, 89-53)
1/11/25 vs. Georgia Tech (W, 93-71)
11/21/25 vs. Arkansas State 11/21 (W, 100-69)



Head Coach Andy Enfield and Boopie Miller joined Mark Packer as the ACC Network broadcast from SMU for 2024 Homecoming.



- SMU, a Carnegie Research One private university in Dallas, is a center for global research and teaching that serves approximately 7,000 undergraduates and 5,000 graduate students through eight degree-granting schools.
- SMU ranks in the top 25% of universities by U.S. News and World Report, with top 50 graduate programs in business (34), law (43) and education (49).
- SMU attracts high-achieving students from all 50 states and over 85 countries, with incoming first-year students averaging a 32 ACT score and a 3.7 GPA. Sixty-eight percent of first-year students receive scholarships or grants, and 73% of undergraduates graduate without debt.
- Within six months of graduation, 90% of graduate students and 84% of undergraduates are employed, enrolled in further education, pursuing military service or volunteering. The median starting salary for undergraduates is \$73,500 and \$88,000 for graduates.
- Ninety-two percent of SMU student-athletes earn degrees, and 76% graduate with a GPA of 3.0 or higher. SMU's Life after Ball program supports their career readiness by providing networking and internship opportunities, as well as basic professional development assistance.
- Known for sophisticated high-performance computing, top-tier analytics and big impacts, SMU research fosters interdisciplinary collaboration across such fields as earth hazards and national security; education and technology; data science and urban studies.
- SMU faculty members are elected to prestigious groups such as the National Academy of Sciences, National Academy of Engineering, National Academy of Education, and Arnold and Mabel Beckman Foundation Scholars. They are also fellows of organizations like the National Endowment for the Humanities, American Academy of Arts and Sciences, and John Simon Guggenheim Memorial Foundation, American Council of Learned Societies, National Humanities Center and Harvard Society of Fellows - Junior Fellows.
- SMU graduate students receive prestigious awards like the National Science Foundation Graduate Research Fellowship, National Science Foundation Doctoral Dissertation Research Improvement Grant, Boren Fellowship, and the Federal Highway Administration Dwight D. Eisenhower Transportation Fellowship. They also earn competitive dissertation and career advancement awards, including the Newcombe Doctoral Dissertation Fellowship, Louisville Institute Dissertation Fellowship, PEO Scholar Award, ACLS Emerging Voices and Leading Edge Fellowships.
- SMU undergraduates are regularly selected for competitive national awards and include 32 Goldwater Scholars, three Marshall Scholars, 15 Truman Scholars and two Schwarzman Scholars. In the last five years, 31 students were awarded Fulbright scholarships.
- Entrepreneurship opportunities across disciplines abound at SMU - through majors and minors ranging from business and engineering to the arts - as well as academic centers offering mentoring, funding, competitions and support to students.
- SMU is home to the George W. Bush Presidential Center, Bush Library and Museum, Bush Foundation, and Bush Institute, attracting over 2.1 million visitors since opening in 2013. SMU is Dallas' university, located in a dynamic city that hosts 21 Fortune 500 companies.
- Dallas was named the No. 1 best sports business city by Sports Business Journal, recognized for the city's thriving professional and collegiate teams, premier annual events, and world-class athletic facilities. In 2026, the Metroplex will also host nine matches during the FIFA World Cup - more than any other U.S. city.



THIS IS SMU®



SMU IN ITS INAUGURAL ACC SEASON

- Mustang Club all-time high of \$65,058,040 in cash gifts
- Mustang Club record 6,158 donors
- Season ticket-related gifts reached an all-time high of \$11.3 million, up from \$7.86 million in FY24
- No. 1 in FBS for Year-Over-Year (YOY) % Increase in Attendance
- No. 2 in the Power 4 for Total Football Fan Growth (+10,000 per game)
- 258,563 Ford Stadium Season Attendance Record
- 99% Increase in Football Season Tickets Sold
- 157% Increase in Football Ticket Revenue
- 98% Increase in Parking Revenue
- 108% Increase in Concessions Revenue
- 120% Increase in Licensing Revenue
- First-Ever Sellout for Women's Volleyball
- 62% Increase in Women's Basketball Revenue
- 103% Increase in Women's Basketball Season Tickets
- 62% Increase in Men's Basketball Ticket Revenue
- 500% Increase in Men's Basketball Mini Plan Sales
- 50.3% Increase in attendance for FB, VB, MSOC, WSOC, MBB, WBB (411,400)
- 5 Teams Finished in the Top 5 of the ACC
- 11 Teams Ranked or Receiving Votes in Respective National Polls
- 12 All-Americans
- 12 Programs Represented in the Postseason
- 41 All-ACC Honors
- 68.5% Home Winning Percentage for All Sports
- 131 Events carried on the ACC Network or ACCNX
- 151 ACC All-Academic Honors

SMU SEASON RECORDS

Games played

1.	37	2013-14
2.	35	2010-11
	35	1987-88
	35	2016-17
	35	2024-25
6.	34	2014-15
7.	33	1983-84
	33	1984-85
	33	2017-18
	33	2021-22
	33	2023-24

Field goal percentage

1.	.541 (1023-1892)	1983-84
2.	.526 (1014-1928)	1984-85
3.	.517 (827-1600)	1986-87
4.	.512 (1103-2155)	1987-88
—	.505	2025-26
5.	.497 (858-1727)	2015-16
6.	.495 (756-1528)	1985-86
7.	.490 (813-1659)	1966-67
	.490 (821-1676)	1965-66
9.	.489 (858-1754)	1982-83
10.	.485 (1032-2130)	1975-76

3-point FG percentage

1.	.429 (88-205)	1986-87
2.	.420 (194-462)	2015-16
3.	.413 (97-235)	1988-89
4.	.410 (152-371)	1987-88
5.	.406 (286-705)	2016-17
6.	.394 (277-703)	2010-11
7.	.379 (174-459)	2013-14
	.379 (281-741)	2017-18
9.	.378 (275-727)	2024-25
10.	.363 (145-400)	2014-15
11.	.359 (182-507)	2008-09
—	.359	2025-26

Free throw percentage

1.	.769 (552-718)	1961-62
2.	.768 (552-719)	1970-71
—	.763	2025-26
3.	.762 (412-541)	2019-20
4.	.761 (715-939)	1955-56
5.	.759 (542-714)	1965-66
6.	.750 (502-669)	2021-22
7.	.746 (440-590)	1979-80
8.	.745 (493-662)	2012-13
9.	.742 (409-551)	2010-11
10.	.740 (506-684)	1962-63

Total Points

1.	2879 (35 games)	1987-88
2.	2797 (35 games)	2024-25
3.	2627 (37 games)	2013-14
4.	2599 (35 games)	2016-17
5.	2535 (33 games)	2023-24
6.	2506 (33 games)	1983-84
7.	2491 (33 games)	1984-85
8.	2436 (33 games)	2021-22
9.	2390 (28 games)	1975-76
10.	2363 (30 games)	1955-56
11.	2350 (34 games)	2014-15
12.	2319 (30 games)	2015-16
—	1281	2025-26

Scoring Average

—	91.5	2025-26
1.	87.0 (26 games)	1970-71
2.	85.4 (28 games)	1975-76
3.	84.0 (26 games)	1965-66
4.	83.3 (27 games)	1971-72
5.	82.3 (35 games)	1987-88
6.	82.0 (27 games)	1964-65

3-point field goals made

1.	286 (35 games)	2016-17
2.	281 (33 games)	2017-18
3.	280 (33 games)	2021-22
4.	277 (35 games)	2010-11
5.	275 (35 games)	2024-25
6.	263 (32 games)	2018-19
7.	251 (33 games)	2023-24
8.	248 (32 games)	2011-12
9.	236 (30 games)	2019-20
10.	215 (31 games)	2006-07
11.	205 (27 games)	1994-95
12.	202 (28 games)	1997-98
—	113	2025-26

Free throws made

1.	715 (30 games)	1955-56
2.	671 (26 games)	1954-55
3.	610 (27 games)	1964-65
4.	594 (22 games)	1953-54
5.	586 (27 games)	1971-72
6.	579 (37 games)	2013-14
7.	552 (25 games)	1961-62
	552 (26 games)	1970-71
9.	547 (26 games)	1956-57
10.	543 (30 games)	2000-01
11.	542 (35 games)	2024-25
—	248	2025-26

Assists

1.	786	1987-88
2.	675	1984-85
3.	655	1986-87
4.	608	1983-84
5.	567	2016-17
6.	561	2013-14
7.	555	2024-25
8.	528	2015-16
9.	524	2014-15
10.	517	2023-24
11.	512	1982-83
12.	509	1975-76
—	270	2025-26

Assists average

1.	22.6 (29 games)	1986-87
2.	22.5 (35 games)	1987-88
3.	20.5 (33 games)	1984-85
—	19.3	2025-26
4.	18.4 (33 games)	1983-84
5.	18.2 (28 games)	1975-76
6.	17.6 (30 games)	2015-16
7.	17.1 (30 games)	1982-83
8.	16.8 (29 games)	1985-86
9.	16.4 (25 games)	1972-73
10.	16.3 (28 games)	1992-93

Blocked shots

1.	165	2013-14
2.	159	2023-24
3.	149	2002-03
4.	147	1984-85
5.	146	1983-84
	146	2014-15
7.	142	2021-22
8.	138	2005-06
9.	137	2015-16
10.	132	2012-13
11.	131	2024-25
12.	124	1978-79
—	56	2025-26

Blocked shots average

1.	5.0 (30 games)	2002-03
2.	4.8 (29 games)	2005-06
	4.8 (33 games)	2023-24
4.	4.6 (27 games)	1978-79
	4.6 (30 games)	2015-16
6.	4.5 (33 games)	1984-85
	4.5 (37 games)	2013-14
	4.5 (17 games)	2020-21
9.	4.4 (33 games)	1983-84
10.	4.3 (28 games)	1977-78
	4.3 (34 games)	2014-15
	4.3 (33 games)	2021-22
—	4.0	2025-26

Steals

1.	297	1987-88
2.	282	2013-14
	282	2024-25
4.	278	1999-00
5.	277	2023-24
6.	248	1998-99
7.	244	2017-18
8.	242	2004-05
9.	238	1984-85
10.	237	2014-15
11.	234	2002-03
12.	233	1992-93
—	117	2025-26

Steals average

1.	9.3 (30 games)	1999-00
2.	8.6 (28 games)	2004-05
3.	8.5 (35 games)	1987-88
4.	8.4 (33 games)	2023-24
—	8.4	2025-26
5.	8.3 (28 games)	1992-93
	8.3 (30 games)	1998-99
7.	8.1 (35 games)	2024-25
8.	7.8 (30 games)	2002-03
9.	7.7 (29 games)	2005-06
10.	7.6 (37 games)	2013-14
11.	7.5 (30 games)	2003-04
12.	7.4 (28 games)	1996-97
	7.4 (33 games)	2017-18

Best Assist-to-Turnover Ratio

1.	1.74	1986-87
2.	1.71	1987-88
—	1.71	2025-26
3.	1.50	2016-17
4.	1.42	2015-16
5.	1.39	2023-24
6.	1.37	1985-86
7.	1.33	2024-25

Fewest Turnovers Per Game

1.	10.8	2016-17
2.	11.0	2018-19
3.	11.3	2023-24
—	11.3	2025-26
4.	11.6	1996-97
	11.6	2017-18
6.	11.9	2024-25
7.	12.0	1998-99
8.	12.3	1985-86
	12.3	2021-22
10.	12.4	2015-16
11.	12.5	2014-15

Field goal pct defense

1.	.345 (498-1443)	1953-54
2.	.364 (656-1804)	1957-58
3.	.367 (766-2087)	1955-56
4.	.373 (609-1631)	1958-59
5.	.380 (609-1602)	1961-62
6.	.381 (691-1815)	2014-15
7.	.385 (762-1977)	2013-14
8.	.386 (745-1928)	2016-17
9.	.387 (576-1488)	1959-60
10.	.389 (661-1698)	1954-55
—	.422	2025-26

3-point FG pct defense

1.	.298 (210-705)	2021-22
2.	.305 (120-394)	1987-88
3.	.308 (203-660)	2011-12
—	.311	2025-26
4.	.314 (157-500)	1992-93
5.	.317 (222-701)	2023-24
6.	.321 (248-773)	2013-14
	.321 (282-878)	2016-17
8.	.322 (197-611)	2006-07
9.	.326 (268-823)	2014-15
10.	.330 (187-567)	1997-98
11.	.331 (224-676)	2015-16
	.331 (282-852)	2024-25

Scoring margin

—	14.6	2025-26
1.	14.3 (74.3-60.0)	2016-17
2.	13.9 (77.3-63.4)	2015-16
3.	13.4 (77.6-64.2)	1956-57
4.	11.0 (78.8-67.7)	1955-56
5.	10.4 (82.3-71.8)	1987-88
6.	9.4 (69.1-59.8)	2014-15
7.	8.8 (71.0-62.2)	2013-14
8.	8.6 (79.9-71.3)	2024-25
9.	8.4 (77.1-68.7)	1953-54
10.	8.1 (75.9-67.8)	1983-84
11.	8.0 (75.5-67.5)	1984-85
	8.0 (76.8-68.8)	2023-24

Rebound margin

1.	10.2 (39.4-29.3)	2015-16
2.	8.7 (38.1-29.5)	2016-17
3.	8.4 (37.2-28.8)	1988-89
4.	6.7 (36.6-29.9)	2014-15
5.	5.7 (48.5-42.8)	1959-60
6.	5.5 (38.4-32.9)	2024-25
7.	5.1 (39.8-34.7)	2023-24
8.	5.0 (46.5-41.5)	1958-59
9.	4.8 (36.0-31.3)	2013-14
10.	4.6 (38.1-33.5)	1984-85
—	4.6	2025-26
11.	4.3 (43.3-39.0)	1999-00



9
B.J.
DAVIS-RAY
G, 6-6, 195, Fr.-HS
St. Louis, Mo.
JSerra Catholic HS [CA]

2025-26 (Freshman): Hit a 3FG (1-1) in the win vs [12/12] North Carolina 1/3...Had 4 points (2-3 FG), 2 assists, a steal and a rebound vs Central Arkansas 12/21... Added 4 points (2-4 FG), 3 rebounds, 2 steals and 2 assists in the win vs UAPB 11/18.

Prep: Ranked as high as No. 11 in California and as high as No. 31 nationally at his position and as high as No. 129 overall... Averaged 17.6 points, 6.2 rebounds and 2.7 assists as he helped JSerra Catholic to a 24-11 record his senior season, reaching the California Interscholastic Foundation Division 1 South Regional Quarterfinals... Named CIF-SS Open Division First Team and All-County First Team... Part of SMU's 2025 high school signing class ranked as high as No. 4 nationally and overall signing class ranked as high as No. 15 nationally, both program bests.

HIGHS	SEASON	ACC GAME	CONF. TOUR/POST
MINUTES	15, UAPB 11/18/25 15, Cal St Fullerton 12/28/25	5, [12/12] N. Carolina 1/3/26	
FG	2, UAPB 11/18/25 2, Arkansas St 11/21/25 2, Central Ark. 12/21/25	1, [12/12] N. Carolina 1/3/26	
FGA	4, UAPB 11/18/25	1, [12/12] N. Carolina 1/3/26	
3FG	1, [12/12] N. Carolina 1/3/26	1, [12/12] N. Carolina 1/3/26	
3FGA	3, vs Texas A&M 12/7/25	1, [12/12] N. Carolina 1/3/26	
FT	1, Tarleton St 11/3/25		
FTA	2, Tarleton St 11/3/25		
REBOUNDS	3, UAPB 11/18/25 3, Cal St Fullerton 12/28/25		
ASSISTS	2, UAPB 11/18/25 2, Arkansas St 11/21/25 2, Radford 11/24/25 2, Central Ark. 12/21/25		
BLOCKS			
STEALS	2, UAPB 11/18/25 2, Cal St Fullerton 12/28/25		
POINTS	4, UAPB 11/18/25 4, Arkansas St 11/21/25 4 Central Ark. 12/21/25	3, [12/12] N. Carolina 1/3/26	

2025-26 GAME-BY-GAME STATISTICS

Opponent	Date	GS	Min	FG	FGA	Pct	3FG	FGA	Pct	FT	FTA	Pct	Off	Def	Tot	Avg	PF	FO	A	TO	Blk	Stl	Pts	Avg
TARLETON ST.	11/03/25		6	0	1	.000	0	1	.000	1	2	.500	0	0	0	0.0	0	0	0	0	0	0	1	1.0
A&M-CORPUS CHRISTI	11/06/25		4	0	1	.000	0	1	.000	0	0	.000	0	1	1	0.5	0	0	1	0	0	0	0	0.5
MURRAY ST.	11/11/25		6	0	0	.000	0	0	.000	0	0	.000	0	0	0	0.3	0	0	0	0	0	0	0	0.3
BUTLER	11/15/25		3	0	1	.000	0	1	.000	0	0	.000	0	0	0	0.3	0	0	0	0	0	0	0	0.3
ARK.-PINE BLUFF	11/18/25		15	2	4	.500	0	1	.000	0	0	.000	0	3	3	0.8	2	0	2	1	0	2	4	1.0
ARKANSAS ST.	11/21/25		11	2	3	.667	0	0	.000	0	0	.000	1	0	1	0.8	0	0	2	0	0	0	4	1.5
RADFORD	11/24/25		6	0	2	.000	0	0	.000	0	0	.000	1	1	2	1.0	1	0	2	0	0	0	0	1.3
at Mississippi St.	11/28/25		DNP																					
at Vanderbilt	12/03/25		6	1	1	1.000	0	0	.000	0	0	.000	0	0	0	0.9	0	0	0	0	0	0	2	1.4
vs Texas A&M	12/07/25		5	0	3	.000	0	3	.000	0	0	.000	0	1	1	0.9	0	0	0	0	0	0	0	1.2
vs LSU	12/13/25		1	0	0	.000	0	0	.000	0	0	.000	0	0	0	0.8	0	0	0	0	0	0	0	1.1
CENTRAL ARK.	12/21/25		11	2	3	.667	0	1	.000	0	0	.000	0	1	1	0.8	1	0	2	1	0	1	4	1.4
CAL ST. FULLERTON	12/28/25		15	1	3	.333	0	0	.000	0	0	.000	1	2	3	1.0	1	0	0	0	0	2	2	1.4
NORTH CAROLINA	01/03/26		5	1	1	1.000	1	1	1.000	0	0	.000	0	0	0	0.9	0	0	0	0	0	0	3	1.5
Totals			0	94	9	.391	1	9	.111	1	2	.500	3	9	12	0.9	5	0	9	2	0	5	20	1.5

Games played: 13
Minutes/game: 7.2
Points/game: 1.5
FG Pct: 39.1
3FG Pct: 11.1
FT Pct: 50.0

Rebounds/game: 0.9
Assists/game: 0.7
Turnovers/game: 0.2
Assist/turnover ratio: 4.5
Steals/game: 0.4



**O
B.J.
EDWARDS
G, 6-3, 200, SR-2L
Knoxville, Tennessee
Tennessee
Knoxville Catholic HS**

2025-26 (Senior): Added 15 points (6-9 FG, 2-4 3FG), 6 assists, 4 rebounds and 2 steals in the win vs [12/12] North Carolina 1/3...Triple-double of 21 points (8-10 FG, 3-5 3FG), 11 rebounds (career high), and 10 assists with 5 steals in the win vs Cal State Fullerton 12/28... Had a near triple-double of 9 points, season-high 9 rebounds, 11 assists and 4 steals in the win vs Texas A&M 12/7... Triple-double with career highs of 24 points, 13 assists and an SMU-record 10 steals plus 5 rebounds vs Arkansas State 11/21... Had 20 points, 5 assists, 4 rebounds, 2 steals and a block in the win vs Murray State 11/11... New career-high 20 points with 5 rebounds, 4 assists and 2 steals in opening win vs Tarleton State 11/3.... **TRIPLE-DOUBLE X2:** Had 21 points, 11 rebounds (career high) and 10 assists with 5 steals in the win vs Cal State Fullerton 12/28 to become the first player in the country with multiple triple-doubles this season... Had 24 points, 13 assists and 10 steals vs Arkansas State 11/21 for the sixth triple-double in SMU history and the 42nd in ACC history (the first with steals), the 10 steals set an SMU record and tied for second in ACC history... **AWARDS:** 2-time ACC Player of the Week (Nov. 24, Dec. 29).

2024-25 (Junior): Start all 35 games... 9.9 pts (52nd ACC), 4.7 rebs, 3.7 asts (10th ACC), 2.4 stls (2nd ACC, 11th NCAA), 2.02 ast/to ratio (10th ACC), dbl-dbl... **GAME HIGH-LIGHTS:** 16 pts, 10 rebs, 7 asts, 4 stls in NIT 1st Rnd vs UNI 3/19... 18 pts, 5 asts, 4 rebs, 3 stls at Cal 2/26... 6 pts, 8 asts (1 to), 8 rebs, 2 sts at Va. Tech 2/5... 15 pts, 9 rebs, 5 asts, stl vs Cal 1/29...19 pts (8-11 FGs, 2-2 3FGs), 6 stls, 6 asts, 3 rebs vs Georgia Tech 1/11... 16 pts (6-8 FG, 1-2 3FG, 3-3 FT), 2 asts, 2 stls, 2 rebs at Boston College 12/21... **HONORS:** ACC All-Defensive Team...received votes for ACC Most Improved... **SMU SEASON RECORDS:** 83 steals (1st), 2.4 steals (T-2nd), 2.02 ast/to ratio (17th).

2025-26 GAME-BY-GAME STATISTICS

Opponent	Date	GS	Min	FG	FGA	Pct	3FG	FGA	Pct	FT	FTA	Pct	Off	Def	Tot	Avg	PF	FO	A	TO	Blk	Stl	Pts	Avg	
TARLETON ST.	11/03/25	*	35	7	12	.583	2	6	.333	4	5	.800	0	5	5	5.0	3	0	4	3	0	2	20	20.0	
A&M-CORPUS CHRISTI	11/06/25	*	31	2	5	.400	1	1	1.000	1	2	.500	0	4	4	4.5	3	0	2	2	0	0	6	13.0	
MURRAY ST.	11/11/25	*	34	8	17	.471	1	4	.250	3	4	.750	2	2	4	4.3	2	0	5	2	1	2	20	15.3	
BUTLER	11/15/25	*	39	5	9	.556	1	2	.500	3	4	.750	1	4	5	4.5	3	0	5	1	0	1	14	15.0	
ARK.-PINE BLUFF	11/18/25	*	30	4	9	.444	3	6	.500	0	0	.000	2	3	5	4.6	1	0	9	2	1	3	11	14.2	
ARKANSAS ST.	11/21/25	*	34	9	13	.692	3	6	.500	3	4	.750	2	3	5	4.7	3	0	13	2	0	10	24	15.8	
RADFORD	11/24/25	*	31	4	13	.308	1	6	.167	1	1	1.000	0	4	4	4.6	3	0	2	0	0	2	10	15.0	
at Mississippi St.	11/28/25	*	41	3	12	.250	0	4	.000	0	3	.000	0	6	6	4.8	2	0	3	2	0	1	6	13.9	
at Vanderbilt	12/03/25	*	35	4	14	.286	0	6	.000	2	2	1.000	2	4	6	4.9	1	0	2	1	0	0	10	13.4	
vs Texas A&M	12/07/25	*	43	2	8	.250	0	2	.000	5	6	.833	1	8	9	5.3	3	0	11	3	0	4	9	13.0	
vs LSU	12/13/25	*	33	3	7	.429	0	2	.000	2	3	.667	2	3	5	5.3	2	0	2	3	0	2	8	12.5	
CENTRAL ARK.	12/21/25	*	30	6	12	.500	3	8	.375	2	2	1.000	2	5	7	5.4	1	0	4	2	1	2	17	12.9	
CAL ST. FULLERTON	12/28/25	*	29	8	10	.800	3	5	.600	2	3	.667	4	7	11	5.8	0	0	10	3	0	5	21	13.5	
NORTH CAROLINA	01/03/26	*	39	6	9	.667	2	4	.500	1	2	.500	0	4	4	5.7	2	0	6	2	0	2	15	13.6	
Totals			14	484	71	150	.473	20	62	.323	29	41	.707	18	62	80	5.7	29	0	78	28	3	36	191	13.6

Games played: 14
Minutes/game: 34.6
Points/game: 13.6
FG Pct: 47.3
3FG Pct: 32.3
FT Pct: 70.7

Rebounds/game: 5.7
Assists/game: 5.6
Turnovers/game: 2.0
Assist/turnover ratio: 2.8
Steals/game: 2.6
Blocks/game: 0.2

HIGHS	SEASON	CAREER	CONF. GAME	CONF. TOUR/POST
MINUTES	43, vs Texas A&M 12/7/25	43, vs Texas A&M 12/7/25	39, at Cal 2/27/25 39, [12/12] N. Carolina 1/3/26	34, UNI 3/19/25 34, Oklahoma St 3/23/25
FG	9, Arkansas St 11/21/25	9, Arkansas St 11/21/25	8, Georgia Tech 1/11/25	7, UNI 3/19/25
FGA	17, Murray State 11/11/25	17, Murray State 11/11/25	14, Wake Forest 2/15/25 14, at Cal 2/27/25	16, UNI 3/19/25
3FG	3, UAPB 11/18/25 3, Arkansas St 11/21/25 3, Central Ark. 12/21/25 3, Cal St Fullerton 12/28/25	3, at Cal 2/27/25 3, Arkansas St 11/21/25 3, Central Ark. 12/21/25 3, Cal St Fullerton 12/28/25	3, at Cal 2/27/25	1, 4 times
3FGA	8, Central Ark. 12/21/25	8, Central Ark. 12/21/25	6, Wake Forest 2/15/25	4, UNI 3/19/25
FT	5, vs Texas A&M 12/7/25	7, [25/rv] Louisville 1/21/25	7, [25/rv] Louisville 1/21/25	2, at Indiana St 3/20/24 2,v10/10 Clemson 3/13/25
FTA	6, vs Texas A&M 12/7/25	8, [25/rv] Louisville 1/21/25	8, [25/rv] Louisville 1/21/25	5,v10/10 Clemson 3/13/25
REBOUNDS	11, Cal St Fullerton 12/28/25	11, Cal St Fullerton 12/28/25	9, Cal 1/29/25 9, [18/17] Clemson 2/22/25	10, UNI 3/19/25
ASSISTS	13, Arkansas St 11/21/25	13, Arkansas St 11/21/25	8, at Virginia Tech 2/5/25	7, UNI 3/19/25
BLOCKS	1, Murray State 11/11/25 1, UAPB 11/18/25 1, Central Ark. 12/21/25	2, Pitt 2/11/25	2, Pitt 2/11/25	1, Oklahoma St 3/23/25
STEALS	10, Arkansas St 11/21/25	10, Arkansas St 11/21/25	6, Georgia Tech 1/11/25	4,v10/10 Clemson 3/13/25 4, UNI 3/19/25
POINTS	24, Arkansas St 11/21/25	24, Arkansas St 11/21/25	19, Georgia Tech 1/11/25	16, UNI 3/19/25
DOUBLE-DOUBLES (2 TRIPLE-DOUBLES)				
1 - UNI 3/19/25 (16 pts, 10 rebs)			2 - Arkansas St 11/21/25 (24 pts, 13 asts, 10 stls)	
3 - Cal State Fullerton 12/28/25 (21 pts, 11 rebs, 10 asts)				

2023-24 (Sophomore): All 33 games (30 starts)...3.7 pts, 3.1 rebs, 2.9 asts, 2.43 ast/to.
Summer 2023 (SMU 3-0 in Spain): Averaged 6.0 asts, 5.3 pts, 6.0 rebs, 3.0 ast/to
2022-23 (Freshman at Tennessee): 14 games...team made NCAA Sweet 16.
Prep: Knoxville Catholic HS... 4 years, 116 games, 2,240 points... avg. 19.3 points, 7.1 rebounds, 5.0 assists, 2.5 steals while shooting 52% FGs, 33% 3FGs (161 of 494)... Consensus 4-star rated No. 71 in Class of 2022 by Rivals.com... Mr. Basketball finalist as senior in 2021-22, Tenn. Div. II-AA All-State Team after State title... 20.3 pts, 7.9 rebs, 5.3 asts, 3.2 stls as a senior... 2022 state semis, 23 pts (18 in 2nd half), 13 rebs, 5 asts... Junior 2020-21, Catholic 21-4, state semi, 19.9 pts, 7.0 rebs, 5.1 asts... 2021 TSSAA Div. II-AA Mr. Basketball; 2020-21 MaxPreps Tennessee HS Player of the Year... Sophomore 2019-20, won Div. II-AA state title—the school's first... In 2020 state final, scored 14 pts... 2019-20, 19.5 pts, 7.4 rebs, 5.8 asts, finalist for 2020 Div. II-AA Mr. Basketball... Led team in scoring & assists as freshman & sophomore... Played AAU with BMaze Elite.

CAREER STATISTICS

Year	GP	GS	Min	Avg	FG	FGA	Pct	3FG	FGA	Pct	FT	FTA	Pct	Off	Def	Tot	Avg	PF	FO	Ast	TO	Blk	Stl	Pts	Avg
2022-23*	14	0	60	4.3	6	12	.500	2	5	.400	3	4	.750	2	6	8	0.6	1	0	6	5	1	1	17	1.2
2023-24	33	30	610	18.5	49	114	.430	10	26	.385	14	19	.737	36	67	103	3.1	35	0	97	40	4	32	122	3.7
2024-25	35	35	1029	29.4	127	281	.452	29	85	.341	63	88	.716	37	127	164	4.7	41	0	129	64	8	83	346	9.9
2025-26	14	14	484	34.6	71	150	.473	20	62	.323	29	41	.707	18	62	80	5.7	29	0	78	28	3	36	191	13.6
TOTAL	82	79	2123	25.9	247	545	.453	59	173	.341	106	148	.716	91	256	347	4.2	105	0	304	132	15	151	659	8.0
All*	96	79	2183	22.7	253	557	.454	61	178	.343	109	152	.717	93	262	355	3.7	106	0	310	137	16	152	676	7.0

* Statistics from prior team/school

B.J. EDWARDS - O

SMU Triple-Doubles

Gerald Lewis at Baylor (2-3-1993) - 28 points, 12 rebounds & 12 assists
 Gerald Lewis vs. Baylor (3-3-1993) - 15 points, 11 rebounds & 10 assists
 Gerald Lewis vs. Texas (3-6-1993) - 13 points, 11 rebounds & 17 assists
 Jeryl Sasser vs. Lamar (11-23-1999) - 16 points, 10 rebounds & 10 assists
 Jimmy Whitt Jr vs. McNeese State (11-29-2018) - 12 points, 10 rebounds & 10 assists
B.J. Edwards vs Arkansas State (11-21-2025) - 24 points, 13 assists & 10 steals
B.J. Edwards vs Cal State Fullerton (12-28-2025) - 21 points, 11 rebounds & 10 assists

SMU Career Steals Avg. - 1.2+ (min. 35 games)

1	2.1	Bryan Hopkins (225/105), 2002-06
	2.1	Carl Wright (205/96), 1982-85
3	1.9	Gerald Lewis (209/112), 1989-93
—	1.8	B.J. Edwards, 2023-
4	1.7	Carlton McKinney (111/64), 1986-88
	1.7	Jeryl Sasser (197/117), 1997-01
	1.7	Jemeil Rich (136/81), 1994-97
	1.7	Zhuric Phelps (158/95), 2021-24
—	1.7	Boopie Miller, 2024-
8	1.6	Stephen Woods (179/112), 1996-00
	1.6	Jimmy Whitt Jr. (103/63), 2017-19
10	1.5	Willie Davis (160/109), 1997-01
	1.5	Paul McCoy (73/50), 2008-10
12	1.4	Roderick Hampton (127/88), 1987-91
	1.4	Todd Alexander (45), 1987-89
	1.4	Nic Moore (136/100), 2013-16
	1.4	Kendric Davis (106/75), 2019-22
16	1.3	Kato Armstrong (126/95), 1985-89
	1.3	Quinton Ross (153/119), 1999-03
18	1.2	Phil Hale (107), 1976-80
	1.2	Jon Killen (144/118), 2004-08
	1.2	Jeremiah Samarrippas (78/66), 2010-12
	1.2	Nick Russell (86/69), 2012-14
	1.2	Markus Kennedy (110/89), 2013-16
	1.2	Isiaha Mike (72/62), 2018-20

SMU Season Steals Average (1.7+) (Since 1976-77)

1	2.9	Gerald Lewis (Sr.), 1992-93 (79/27)
—	2.6	B.J. Edwards (Sr.), 2025-26
2	2.4	Bryan Hopkins (Sr.), 2005-06 (52/22)
	2.4	Bryan Hopkins (Jr.), 2004-05 (59/25)
	2.4	B.J. Edwards (Jr.), 2024-25 (83/35)
5	2.3	Carl Wright (So.), 1983-84 (77/33)
	2.3	Carl Wright (Jr.), 1984-85 (76/33)
	2.3	Gerald Lewis (Jr.), 1991-92 (63/28)
	2.3	Zhuric Phelps (So.), 2022-23 (68/30)
9	2.2	Willie Davis (Jr.), 1999-00 (67/30)
10	2.1	Bryan Hopkins (Fr.), 2002-03 (61/29)
—	2.1	Boopie Miller (Sr.), 2025-26
11	2.0	Jeryl Sasser (So.), 1998-99 (60/30)
	2.0	Peter Lodwick (Sr.), 1976-77 (53/27)
13	1.9	Roderick Hampton (Jr.), 1989-90 (53/28)
	1.9	Stephen Woods (Jr.), 1998-99 (50/27)
	1.9	Zhuric Phelps (Jr.), 2023-24 (63/33)
16	1.8	Bryan Hopkins (So.), 2003-04 (53/29)
	1.8	Jeryl Sasser (Jr.), 1999-00 (54/30)
	1.8	Jimmy Whitt (So.), 2017-18 (60/33)
19	1.7	Carlton McKinney (Sr.), 1987-88 (61/35)
	1.7	Jemeil Rich (So.), 1994-95 (47/27)
	1.7	Carl Wright (Fr.), 1982-83 (52/30)
	1.7	Carlton McKinney (Jr.), 1986-87 (50/29)
	1.7	Stephen Woods (Sr.), 1999-00 (51/30)
	1.7	Kato Armstrong (Jr.), 1987-88 (58/35)
	1.7	Jemeil Rich (Sr.), 1996-97 (43/26)
	1.7	Jon Killen (Jr.), 2006-07 (54/31)

SMU Career Steals - 100+

1	225	Bryan Hopkins, 2002-06
2	209	Gerald Lewis, 1989-93
3	205	Carl Wright, 1982-85
4	197	Jeryl Sasser, 1997-01
5	179	Stephen Woods, 1996-00
6	160	Willie Davis, 1997-01
7	158	Zhuric Phelps, 2021-24
8	153	Quinton Ross, 1999-03
9	151	B.J. Edwards, 2023-
10	144	Jon Killen, 2004-08
11	139	Sterling Brown, 2013-17
12	136	Jemeil Rich, 1994-97
	136	Nic Moore, 2013-16
14	130	Butch Moore, 1982-86
15	128	David Piehler, 1979-83
16	127	Roderick Hampton, 1987-91
17	126	Justin Isham, 2001-05
	126	Kato Armstrong, 1985-89
19	125	Phil Hale, 1976-80
20	123	Troy Matthews, 1993-97
21	112	Devon Pearson, 2003-07
22	111	Carlton McKinney, 1986-88
23	110	Markus Kennedy, 2013-16
24	109	Eric Castro, 2001-05
25	106	Kendric Davis, 2019-22
26	103	Jimmy Whitt Jr., 2017-19
27	102	Tim Mason, 1989-93
102	102	Ben Moore, 2013-17

SMU - Single-Game Steals

10	B.J. Edwards, Arkansas State, 11-21-2025
9	Bryan Hopkins, San Jose State, 2-10-2005
8	Willie Davis, [15] Tulsa, 3-4-2000
7	Jeryl Sasser, vs. UT-Pan Am, 12-29-2000
7	Bobby Dimson, at Tulsa, 2-28-1998
7	Stephen Woods, Prairie View A&M, 12-30-1996
7	Gerald Lewis, Houston, 1-30-1993
7	Gerald Lewis, Rice, 2-6-1993
7	Gerald Lewis, at Baylor, 2-26-1992
7	Nic Moore, Texas Southern, 11-26-2014
7	Zhuric Phelps, at Wichita St, 2-12-2023
7	Boopie Miller, Arkansas State, 11-21-2025

ACC Single-Game Steals

11	Kenny Dennard, Duke vs. Maryland ACC 2-3-79
10	Chris Singleton, Florida State vs. UNCG 11-14-10
10	Mo Rivers, NC State vs. Clemson ACC 1-12-74
10	B.J. Edwards, Arkansas State, 11-21-2025

SMU Season Steals (50+) (Since 1976-77) (GP)

1	83	B.J. Edwards (Jr.), 2024-25
2	79	Gerald Lewis (Sr.), 1992-93 (27)
3	77	Carl Wright (So.), 1983-84 (33)
4	76	Carl Wright (Jr.), 1984-85 (33)
5	68	Zhuric Phelps (So.), 2022-23 (30)
6	67	Willie Davis (Jr.), 1999-00 (30)
7	63	Gerald Lewis (Jr.), 1991-92 (28)
	63	Zhuric Phelps (Jr.), 2023-24 (33)
9	61	Bryan Hopkins (Fr.), 2002-03 (29)
	61	Carlton McKinney (Sr.), 1987-88 (35)
11	60	Jeryl Sasser (So.), 1998-99 (30)
	60	Jimmy Whitt (So.), 2017-18 (33)
13	59	Bryan Hopkins (Jr.), 2004-05 (25)
14	58	Kato Armstrong (Jr.), 1987-88 (35)
15	57	Markus Kennedy (So.), 2013-14 (37)
16	54	Jeryl Sasser (Jr.), 1999-00 (30)
	54	Jon Killen (Jr.), 2006-07 (31)
	54	Nic Moore (So.), 2013-14 (37)
19	53	Peter Lodwick (Sr.), 1976-77 (27)
	53	Roderick Hampton (Jr.), 1989-90 (28)
	53	Bryan Hopkins (So.), 2003-04 (29)
22	52	Bryan Hopkins (Sr.), 2005-06 (22)
	52	Terry Thomas (Sr.), 1987-88 (34)
	52	Carl Wright (Fr.), 1982-83 (30)
25	51	Stephen Woods (Sr.), 1999-00 (30)
26	50	Stephen Woods (Jr.), 1998-99 (27)
	50	Carlton McKinney (Jr.), 1986-87 (29)
	50	Sterling Brown (Sr.), 2016-17 (35)

SMU Career Assists

1	828	Butch Moore, 1982-86
2	508	Nic Moore (100), 2013-16
3	491	Gerald Lewis, 1989-93
4	469	Jeryl Sasser, 1997-01
5	468	Billy Allen, 1978-80
6	460	Carl Wright, 1982-85
7	445	Kendric Davis (75), 2019-21
8	419	Roderick Hampton, 1987-91
9	403	Kato Armstrong, 1985-89
10	396	Bryan Hopkins, 2002-06
11	387	Troy Matthews, 1993-97
12	371	Jon Killen, 2004-08
13	363	Zachary Thiel, 1971-74
14	337	Shake Milton (87), 2015-18
15	334	Scott Johnson, 1983-87
16	323	Stephen Woods, 1996-00
17	304	B.J. Edwards, 2023-
18	294	Sterling Brown (136), 2013-17
19	279	Jemeil Rich, 1994-97
20	278	David Piehler, 1979-83
21	276	Damon Hancock, 1998-02
22	260	Phil Hale, 1976-80
23	259	Boopie Miller, 2024-
24	257	Nick Russell (69), 2012-14
25	250	Jeremiah Samarrippas, 2010-12

B.J. EDWARDS - O

Career Assists Avg. - 3.5+ (min. 35 games)

1	9.0	Billy Allen (468/52), 1978-80
2	6.6	Butch Moore (828/125), 1982-86
---	6.2	Boopie Miller, 2024-
3	5.9	Kendric Davis (445/75), 2019-21
4	5.6	Michael G. Jaccar (239/43), 1974-76
5	5.1	Nic Moore (508/100), 2013-16
6	4.8	Carl Wright (460/96), 1982-85
	4.8	Roderick Hampton (419/88), 1987-91
8	4.7	Zachary Thiel (363/78), 1971-74
9	4.4	Gerald Lewis (491/112), 1989-93
10	4.2	Kato Armstrong (403/95), 1985-89
11	4.0	Jeryl Sasser (469/117), 1997-01
12	3.9	Todd Alexander (45), 1987-89
	3.9	Shake Milton (337/87), 2015-18
14	3.8	Bryan Hopkins (396/105), 2002-06
	3.8	Jeremiah Samarinppas (250/66), 2010-12
16	3.7	Carlton McKinney (236/64), 1986-88
	3.7	Nick Russell (257/69), 2012-14
---	3.7	B.J. Edwards, 2023-
19	3.6	Derek Williams (219/61), 2008-10
20	3.5	Troy Matthews (387/110), 1993-97

SMU Season Assists Average (5.0+) (Since 1971-72) (Assists/Games Played)

1	9.1	Billy Allen (So.), 1979-80 (255/28)
2	8.9	Billy Allen (Fr.), 1978-79 (213/24)
3	7.7	Butch Moore (Sr.), 1985-86 (222/29)
4	7.6	Kendric Davis (Jr.), 2020-21 (130/17)
5	7.5	Butch Moore (Jr.), 1984-85 (247/33)
6	7.4	Michael Jaccar (Sr.), 1975-76 (206/28)
---	7.4	Boopie Miller (Sr.), 2025-26
7	6.7	Gerald Lewis (Sr.), 1992-93 (180/27)
	6.7	Kendric Davis (So.), 2019-20 (173/26)
9	6.4	Butch Moore (Fr.), 1982-83 (192/30)
10	6.2	Carl Wright (So.), 1983-84 (203-33)
11	6.0	Zachary Thiel (Jr.), 1972-73 (144/24)
	6.0	Kato Armstrong (Jr.), 1987-88 (209/35)
13	5.6	Roderick Hampton (Sr.), 1990-91 (156/28)
---	5.6	B.J. Edwards (Sr.), 2025-26
14	5.5	Boopie Miller (Jr.), 2024-25
15	5.4	Roderick Hampton (Jr.), 1989-90 (151/28)
	5.4	Carl Wright (Jr.), 1984-85 (177/33)
17	5.2	Nic Moore (Sr.), 2015-16 (152/29)
18	5.1	Scott Johnson (Sr.), 1986-87 (149/29)
	5.1	Kato Armstrong (So.), 1986-87 (142/28)
	5.1	Butch Moore (So.), 1983-84 (167/33)
	5.1	Jon Killen (Sr.), 2007-08 (154/30)
	5.1	Nic Moore (Jr.), 2014-15 (175/34)

SMU Career Assist-To-Turnover Ratio (Min. 3.0 Assists Per Game)

	Ast/TO	Name	Seasons	Assists	Turnovers
---	2.64	Boopie Miller	2024-26	259	98
1	2.53	Scott Johnson	1983-87	334	132
2	2.38	Jimmy Whitt	2017-19	233	98
3	2.33	Kendric Davis	2019-22	445	191
4	2.32	Billy Allen	1978-80	468	202
---	2.30	B.J. Edwards	2023-26	304	132
5	2.13	Shake Milton	2015-18	337	158
6	2.12	Nic Moore	2013-16	508	240
7	2.11	Butch Moore	1982-86	828	392
8	2.00	Todd Alexander	1987-89	176	88

SMU Season Assist-To-Turnover Ratio (Min. 3.0 Assists Per Game)

	Ast/TO	Name	Season	Assists	Turnovers
1	3.64	Butch Moore	1985-86	222	61
2	3.17	Kendric Davis	2020-21	130	41
3	2.92	Scott Johnson	1986-87	149	51
---	2.89	Boopie Miller	2025-26	104	36
---	2.79	B.J. Edwards	2025-26	78	28
4	2.70	Jimmy Whitt	2018-19	119	44
	2.70	Kendric Davis	2019-20	173	64
6	2.56	Shake Milton	2016-17	159	62
7	2.50	Boopie Miller	2024-25	155	62
8	2.49	Todd Alexander	1987-88	152	61
9	2.38	Billy Allen	1979-80	255	107
10	2.36	Rod Hampton	1990-91	156	66
11	2.35	Butch Moore	1984-85	247	105
12	2.30	Nic Moore	2015-16	152	66
13	2.24	Billy Allen	1978-79	213	95
14	2.11	Jimmy Whitt	2017-18	114	54
15	2.08	Nic Moore	2013-14	181	87
16	2.04	Carlton McKinney	1986-87	110	54
17	2.02	B.J. Edwards	2024-25	129	64
18	2.01	Nic Moore	2014-15	175	87



13
MITCHELL HOLMES
F, 6-10, 230, Fr.-RS
Fort Worth, Texas
Link Year Prep [Mo.]
The Oakridge School

2025-26 (Freshman): Added 8 points (4-6 FG) and 4 rebounds in 13 minutes vs UAPB 11/18... Had 10 points (5-6 FG), 2 rebounds, a block and a steal in the win vs Butler 11/15... Added 7 points (3-3 FG, 1-1 FT) and 2 rebounds in the win vs Texas A&M Corpus Christi 11/6... Had 4 points (2-2 FG) and 2 rebounds in SMU debut vs Tarleton State 11/3.

HIGHS	SEASON	CAREER	CONF. GAME	CONF. TOUR/POST
MINUTES	15, Radofrd 11/24/25			
FG	5, Butler 11/15/25			
FGA	6, Butler 11/15/25			
	6, UAPB 11/18/25			
3FG				
3FGA				
FT	2, Radofrd 11/24/25			
FTA	2, Radofrd 11/24/25			
REBOUNDS	4, UAPB 11/18/25			
ASSISTS	2, Arkansas St 11/21/25			
	2, Cal St Fullerton 12/28/25			
BLOCKS	1, Butler 11/15/25			
	1, Arkansas St 11/21/25			
STEALS	1, A&M-Corpus Christi 11/6/25			
	1, Butler 11/15/25			
POINTS	10, Butler 11/15/25			

2024-25: Redshirted

Prep: Mitchell Holmes was a power forward at Link Year Prep in Branson, Missouri, which made the semifinals of the 2024 Chipotle Nationals Tournament . The three-star signee was ranked in the top 10 overall in Missouri and top 70 at his position nationally. Before attending Link Academy, the McDonald's All-American nominee scored more than 1,500 points at The Oakridge School in Arlington where he was a two-time team MVP, a team captain, SPC Co-State Champ, most outstanding statistics student and a member of the National Honor Society. He played AAU for ProSkills.

2025-26 GAME-BY-GAME STATISTICS

Opponent	Date	GS	Min	FG	FGA	Pct	3FG	FGA	Pct	FT	FTA	Pct	Off	Def	Tot	Avg	PF	FO	A	TO	Blk	Stl	Pts	Avg	
TARLETON ST.	11/03/25		6	2	2	1.000	0	0	.000	0	0	.000	1	1	2	2.0	3	0	0	1	0	0	4	4.0	
A&M-CORPUS CHRISTI	11/06/25		8	3	3	1.000	0	0	.000	1	1	1.000	0	2	2	2.0	1	0	0	0	0	1	7	5.5	
MURRAY ST.	11/11/25		8	0	1	.000	0	0	.000	0	0	.000	1	1	2	2.0	0	0	0	0	0	0	0	3.7	
BUTLER	11/15/25		11	5	6	.833	0	0	.000	0	0	.000	1	1	2	2.0	0	0	0	0	1	1	10	5.3	
ARK-PINE BLUFF	11/18/25		13	4	6	.667	0	0	.000	0	0	.000	1	3	4	2.4	0	0	0	0	0	0	8	5.8	
ARKANSAS ST.	11/21/25		14	1	3	.333	0	0	.000	0	0	.000	0	2	2	2.3	3	0	2	1	1	0	2	5.2	
RADFORD	11/24/25		15	1	1	1.000	0	0	.000	2	2	1.000	0	2	2	2.3	3	0	0	0	0	0	4	5.0	
at Mississippi St.	11/28/25		3	0	1	.000	0	0	.000	0	0	.000	0	0	0	2.0	0	0	0	1	0	0	0	4.4	
at Vanderbilt	12/03/25	DNP																							
vs Texas A&M	12/07/25		13	0	0	.000	0	0	.000	0	0	.000	0	1	1	1.9	2	0	0	0	0	0	0	3.9	
vs LSU	12/13/25		1	0	0	.000	0	0	.000	0	0	.000	0	0	0	1.7	1	0	0	0	0	0	0	3.5	
CENTRAL ARK.	12/21/25		4	1	1	1.000	0	0	.000	0	0	.000	1	0	1	1.6	0	0	0	0	0	0	2	3.4	
CAL ST. FULLERTON	12/28/25		8	0	0	.000	0	0	.000	0	0	.000	0	2	2	1.7	1	0	2	0	0	0	0	3.1	
NORTH CAROLINA	01/03/26	DNP																							
Totals			0	104	17	24	.708	0	0	.000	3	3	1.000	5	15	20	1.7	14	0	4	3	2	2	37	3.1

Games played: 12
Minutes/game: 8.7
Points/game: 3.1
FG Pct: 70.8
FT Pct: 100.0

Rebounds/game: 1.7
Assists/game: 0.3
Turnovers/game: 0.3
Assist/turnover ratio: 1.3
Steals/game: 0.2
Blocks/game: 0.2



33
NICCOLO
KALISCHER-STORK
G, 6-2, 205, Fr.-RS
Los Angeles, California
Harvard-Westlake School

2025-26 (Freshman): Made his SMU debut vs UAPB 11/18.

2024-25: Redshirted

Prep: Coached by David Rebibo during his time at Harvard-Westlake School... Played as a guard for the Wolverines as the team went 91-9 from 2021-24... As a senior in 2023-24, averaged 3.2 points per game... Helped the Wolverines compile a 33-3 record and earned State Rank No. 1... In 2022-23, he contributed to Harvard-Westlake going 33-2 and being State Ranked No. 1 while being undefeated in the Mission Basketball League California Southern Section (7-0)... As a sophomore in 2021-22, Harvard-Westlake went 25-4 with a 5-2 league record.


HIGHS	SEASON	CONF. GAME	CONF. TOUR./POST
MINUTES	1, UAPB 11/18/25 1, Cal St Fullerton 12/28/25		
FG			
FGA			
3FG			
3FGA			
FT			
FTA	2, Cal St Fullerton 12/28/25		
REBOUNDS			
ASSISTS			
BLOCKS			
STEALS			
POINTS			

2025-26 GAME-BY-GAME STATISTICS

Opponent	Date	GS	Min	FG	FGA	Pct	3FG	FGA	Pct	FT	FTA	Pct	Off	Def	Tot	Avg	PF	FO	A	TO	Blk	Stl	Pts	Avg
TARLETON ST.	11/03/25		DNP																					
A&M-CORPUS CHRISTI	11/06/25		DNP																					
MURRAY ST.	11/11/25		DNP																					
BUTLER	11/15/25		DNP																					
ARK.-PINE BLUFF	11/18/25		1	0	0	.000	0	0	.000	0	0	.000	0	0	0	0.0	0	0	0	1	0	0	0	0.0
ARKANSAS ST.	11/21/25		DNP																					
RADFORD	11/24/25		DNP																					
at Mississippi St.	11/28/25		DNP																					
at Vanderbilt	12/03/25		DNP																					
vs Texas A&M	12/07/25		DNP																					
vs LSU	12/13/25		DNP																					
CENTRAL ARK.	12/21/25		DNP																					
CAL ST. FULLERTON	12/28/25		1	0	0	.000	0	0	.000	0	2	.000	0	0	0	0.0	0	0	0	0	0	0	0	0.0
NORTH CAROLINA	01/03/26		DNP																					
Totals		0	2	0	0	.000	0	0	.000	0	2	.000	0	0	0	0.0	0	0	0	1	0	0	0	0.0

Games played: 2
Minutes/game: 1.0
FT Pct: 0.0

Turnovers/game: 0.5



2
BOOPIE MILLER
G, 6-0, 175, Sr.-1L
Chicago, Illinois
Wake Forest /
Central Michigan
Victory Rock Prep [Fla.]

2025-26 (Senior): Game highs of 27 points (10-13 FG, 3-5 3FG, 4-5 FT) and 12 assists with 4 rebounds and a steal in the win vs [12/12] North Carolina 1/3...Contributed 23 points (-13 FG, 3-6 3FG, 2-2 FT), 8 assists, 4 steals and 3 rebounds in win vs Central Arkansas 12/21... Had 28 points, 9 rebounds, 3 assists and 2 steals in OT win at Mississippi State 11/28 (11 points, 3 rebounds, assist in last 7:03 of regulation to rally from down 61-52; then 6 points, a rebound, an assist in OT)... Totaled 17 points, 6 assists and a career-high 7 steals in the win vs Arkansas State 11/21... Had 23 points (9-13 FG), 12 assists and 3 steals in the win vs Butler 11/15... Team-high 28 points (9-13 FG, 3-5 3FG, 7-8 FT) with 6 assists, 5 rebounds, 3 steals and a block vs Murray State 11/11... Had 20 points, including 11-11 FTs, with 5 assists and a steal in season-openeing win vs Tarleton State 11/3...**HONORS:** Lute Olson Award Early Season Watch List... Preseason All-ACC Second Team.

2024-25 (Junior): Played 28 of 35 games (out 2/15-3/1, 3/19, 3/23 - injury)... 13.2 pts (26th ACC), 5.5 asts (4th, 33rd NCAA), 2.9 rebs, 1.6 stls (9th), 2.50 ast/to (2nd, 41st NCAA), 81.6% FTs (13th), 2 dbl-dbls ...
GAME HIGHLIGHTS: 10 pts (4-7 FG, 2-3 3FG), 10 asts, 2 blks, stl vs Stanford 2/1... 18 pts (7-11 FG, 3-5 3FG), 10 asts, 2 stls, 2 rebs, blk at Miami 1/18... **GAME-WINNERS:** 3FG w/ 0.4 left at Virginia for 54-52 win 1/15... 10-ft runner with 2.1 seconds left 79-77 win vs Cal Baptist 11/26... **HONORS:** All-ACC 3rd Tm... Acrisure Holiday Invite MVP 11/27...
SMU SEASON RECORDS: 155 asts (17th), 5.5 asts (14th), 2.50 ast/to (7th).
2023-24 (So. at Wake Forest): 35 games... ACC Co-Player OTW (Jan. 8)... 15.6 pts (13th ACC), 3.5 asts (12th), 1.4 stls (10th)... 84.5% FTs (6th), 46.4% FGs (11th)... **GAME HIGHLIGHTS:** 31 pts vs App State in NIT (9-14 FGs, 10-10 FTs)...22 pts, 6 rebs, 7 asts, 2 stls at Georgia 11/10...27 pts vs Miami 1/6... 21 pts, 8 rebs, 5 asts, 2 stls at Florida St 1/9.

2025-26 GAME-BY-GAME STATISTICS

Opponent	Date	GS	Min	FG	FGA	Pct	3FG	FGA	Pct	FT	FTA	Pct	Off	Def	Tot	Avg	PF	FO	A	TO	Blk	Stl	Pts	Avg	
TARLETON ST.	11/03/25	*	28	4	9	.444	1	4	.250	11	11	1.000	0	3	3	3.0	4	0	5	1	0	1	20	20.0	
A&M-CORPUS CHRISTI	11/06/25	*	35	2	14	.143	0	3	.000	10	12	.833	1	3	4	3.5	1	0	6	0	0	1	14	17.0	
MURRAY ST.	11/11/25	*	36	9	13	.692	3	5	.600	7	8	.875	1	4	5	4.0	1	0	6	3	1	3	28	20.7	
BUTLER	11/15/25	*	36	9	13	.692	1	2	.500	4	5	.800	0	1	1	3.3	5	1	12	7	0	3	23	21.3	
ARK.-PINE BLUFF	11/18/25	*	30	4	8	.500	2	4	.500	5	5	1.000	0	4	4	3.4	2	0	10	2	0	3	15	20.0	
ARKANSAS ST.	11/21/25	*	30	6	13	.462	2	6	.333	3	4	.750	0	0	0	2.8	2	0	6	2	0	7	17	19.5	
RADFORD	11/24/25	*	38	5	9	.556	3	4	.750	12	12	1.000	0	1	1	2.6	1	0	10	2	0	1	25	20.3	
at Mississippi St.	11/28/25	*	39	9	19	.474	5	9	.556	5	5	1.000	1	8	9	3.4	3	0	3	2	0	2	28	21.3	
at Vanderbilt	12/03/25	*	38	5	13	.385	0	3	.000	7	8	.875	3	4	7	3.8	2	0	6	5	0	1	17	20.8	
vs Texas A&M	12/07/25	*	40	4	13	.308	1	6	.167	10	10	1.000	0	6	6	4.0	4	0	4	5	0	1	19	20.6	
vs LSU	12/13/25	*	34	5	12	.417	3	4	.750	3	4	.750	1	1	2	3.8	1	0	4	1	0	1	16	20.2	
CENTRAL ARK.	12/21/25	*	34	9	13	.692	3	6	.500	2	2	1.000	1	2	3	3.8	2	0	8	3	0	4	23	20.4	
CAL ST. FULLERTON	12/28/25	*	30	4	10	.400	2	5	.400	4	4	1.000	0	1	1	3.5	4	0	12	1	0	0	14	19.9	
NORTH CAROLINA	01/03/26	*	34	10	13	.769	3	5	.600	4	5	.800	0	4	4	3.6	2	0	12	2	0	1	27	20.4	
Totals			14	482	85	172	.494	29	66	.439	87	95	.916	8	42	50	3.6	34	1	104	36	1	29	286	20.4

Games played: 14
Minutes/game: 34.4
Points/game: 20.4
FG Pct: 49.4
3FG Pct: 43.9
FT Pct: 91.6

Rebounds/game: 3.6
Assists/game: 7.4
Turnovers/game: 2.6
Assist/turnover ratio: 2.9
Steals/game: 2.1
Blocks/game: 0.1

HIGHS	SEASON	CAREER	CONF. GAME	CONF. TOUR/POST
MINUTES	40, vs Texas A&M 12/7/25	45 (CM), at Ball St 2/8/22	45 (CM), at Ball St 2/8/22	40 (CM), vs Toledo 3/10/22 40 (WF), at Georgia 3/24/24
FG	10, [12/12] N. Carolina 1/3/26	11 (WF), Towson 11/17/23	10 (CM),Bowling Green 2/1/22 10 (WF), Miami (FL) 1/6/24 10 (WF), at W. Mich. 2/12/22 10, [12/12] N. Carolina 1/3/26	9 (WF), App St 9/20/24
FGA	19, at Miss. St 11/28/25	21 (CM), Ohio 2/10/22	21 (CM), Ohio 2/10/22	16 (CM), vs Toledo 3/10/22
3FG	5, at Miss. St 11/28/25	6 (CM), at Miami (OH) 2/24/22	6 (CM), at Miami (OH) 2/24/22	3 (WF), App St 9/20/24
3FGA	9, at Miss. St 11/28/25	9, at Miss. St 11/28/25	7 (CM), at Miami (OH) 2/24/22	5 (WF), App St 9/20/24
FT	12, Radford 11/24/25	15 (WF), at NC St 1/16/24	15 (WF), at NC St 1/16/24	10 (WF), App St 9/20/24
FTA	12, A&M-Corpus Christi 11/6/25 12, Radford 11/24/25	15 (WF), at NC St 1/16/24	15 (WF), at NC St 1/16/24	10 (WF), App St 9/20/24
REBOUNDS	9, at Miss. St 11/28/25	9, Florida A&M 11/7/24 9, at Miss. St 11/28/25	8 (WF), at Florida St 1/9/24	4 (CM), vs Toledo 3/10/22
ASSISTS	12, Butler 11/15/25 12, Cal St Fullerton 12/28/25 12, [12/12] N. Carolina 1/3/26	12 (CM),Bowling Green 2/1/22 12, Butler 11/15/25 12, Cal St Fullerton 12/28/25 12, [12/12] N. Carolina 1/3/26	12 (CM),Bowling Green 2/1/22 12, [12/12] N. Carolina 1/3/26	8 (CM), vs Toledo 3/10/22
BLOCKS	1, Murray State 11/11/25	2, Stanford 2/1/2512, Stanford 2/1/25		
STEALS	7, Arkansas St 11/21/25	7, Arkansas St 11/21/25	3 (CM), at Kent St 12/29/21 3 (CM), Ohio 2/10/22 3, Cal 1/29/25 3, Pitt 2/11/25	4 (WF), vs Pitt 3/14/24
POINTS	28, Murray State 11/11/25 28, at Miss. St 11/28/25	31 (WF), App St 9/20/24	27 (WF), Miami (FL) 1/6/24 27, [12/12] N. Carolina 1/3/26	31 (WF), App St 9/20/24
DOUBLE-DOUBLES				
1 - (CM), Bowling Green 2/1/22 (21 pts, 12 asts)			2 - (CM), at Ball St 2/8/22 (18 pts, 10 asts)	
3 - at Miami 1/18/25 (18 pts, 10 asts)			4 - Stanford 2/1/25 (10 pts, 10 asts)	
5 - Butler 11/15/25 (23 pts, 12 asts)			6 - UAPB 11/18/25 (15 pts, 10 asts)	
7 - Radford 11/24/25 (25 pts, 10 asts)			8 - Cal State Fullerton 12/28/25 (14 pts, 12 asts)	

2022-23 (Redshirt at Central Michigan): Preseason 2nd Team All-MAC...Played 4 of 31 games (injury)... 18.5 pts, 3.8 rebs, 5.3 asts, 51.9% FGs (27-52), 3-8 3FGs, 17-22 FTs.
2021-22 (Fr. at Central Michigan): All-MAC honorable mention/MAC All-Freshman... Led team in scoring (13.1), asts (13.9), stls (34)...MAC games, 5.4 asts (1st MAC), 1.8 ast/to (9th), 15.2 pts (12th), 36.0% 3FGs (15th), 1.2 stls (16th)...2 dbl-dbls
High School: First Team All-Sunshine IAA at Victory Rock Prep in Bradenton, Fla....SIAA League Championship MVP...29 pts, 8 asts, 4 rebs in state final win...First Grind Session All-Star MVP, 19 pts, 10 asts, 4 rebs, 3 stls in 110-98 Team White victory...Played AAU with E1T1 Elite under coach Steve Reece

CAREER STATISTICS

Year	GP	GS	Min	Avg	FG	FGA	Pct	3FG	FGA	Pct	FT	FTA	Pct	Off	Def	Tot	Avg	PF	FO	Ast	TO	Blk	Stl	Pts	Avg
2021-22*	30	28	989	33.0	144	342	.421	32	89	.360	74	95	.779	20	82	102	3.4	65	0	139	83	3	34	394	13.1
2022-23*	4	4	141	35.2	27	52	.519	3	8	.375	17	22	.773	5	10	15	3.8	8	0	21	18	0	3	74	18.5
2023-24*	35	35	1120	32.0	188	405	.464	38	103	.369	131	155	.845	16	82	98	2.8	67	0	124	88	1	50	545	15.6
2024-25	28	28	819	29.3	129	311	.415	31	91	.341	80	98	.816	10	70	80	2.9	59	0	155	62	8	44	369	13.2
2025-26	14	14	482	34.4	85	172	.494	29	66	.439	87	95	.916	8	42	50	3.6	34	1	104	36	1	29	286	20.4
TOTAL	42	42	1301	31.0	214	483	.443	60	157	.382	167	193	.865	18	112	130	3.1	93	1	259	98	9	73	655	15.6
All*	111	109	3551	32.0	573	1282	.447	133	357	.373	389	465	.837	59	286	345	3.1	233	1	543	287	13	160	1668	15.0

* Statistics from prior team/school

BOOPIE MILLER - 2

SMU Career Scoring Avg. - 15.0+ (min. 35 games) (Games Played)

1	26.1	Gene Phillips (74), 1968-71
2	21.4	Ira Terrell (80), 1972-76
	21.4	Jim Krebs (82), 1954-57
4	19.1	Sammy Hervey (37), 1972-74
5	19.0	Semi Ojeleye (665/35), 2016-17
6	18.0	Mike Wilson (85), 1990-93
7	17.5	Kendric Davis (75), 2019-22
8	17.0	Jeryl Sasser (117), 1997-01
9	16.7	Jahmal McMurray (904/54), 2017-19
10	16.4	Brad Branson (54), 1978-80
	16.4	Bill Voight (74), 1966-69
12	16.3	Carroll Hooser (75), 1963-66
13	16.2	Lynn Phillips (74), 1966-69
14	16.1	Kendric Davis (693/43), 2019-21
15	15.8	Bryan Hopkins (105), 2002-06
16	15.7	Carlton McKinney (64), 1986-88
	15.7	Jan Loudermilk (70), 1959-62
—	15.6	Boopie Miller, 2024-
18	15.5	Dave Siegmund (49), 1961-63
19	15.4	Charles Beasley (78), 1964-67
20	15.0	Steve Strange (72), 1958-61

SMU Season Assists (150+) (Games Played) (Since 1971-72)

1	255	Billy Allen (So.), 1979-80 (28)
2	247	Butch Moore (Sr.), 1984-85 (33)
3	222	Butch Moore (Sr.), 1985-86 (29)
4	213	Billy Allen (Fr.), 1978-79 (24)
5	209	Kato Armstrong (Jr.), 1987-88 (35)
6	206	Michael Jaccar (Sr.), 1975-76 (28)
7	203	Carl Wright (So.), 1983-84 (33)
8	192	Butch Moore (Fr.), 1982-83 (30)
9	181	Nic Moore (So.), 2013-14 (37)
10	180	Gerald Lewis (Sr.), 1992-93 (27)
11	177	Carl Wright (Jr.), 1984-85 (33)
12	175	Nic Moore (Jr.), 2014-15 (34)
13	173	Kendric Davis (So.), 2019-20 (26)
14	167	Butch Moore (So.), 1983-84 (33)
15	159	Shake Milton (So.), 2016-17 (35)
16	156	Roderick Hampton (Sr.), 1990-91 (28)
17	155	Boopie Miller, 2024-25
18	154	Jon Killen (Sr.), 2007-08 (30)
19	152	Todd Alexander (Jr.), 1987-88 (35)
	152	Nic Moore (Sr.), 2015-16 (29)
21	151	Roderick Hampton (Jr.), 1989-90 (28)
	151	Jon Killen (Jr.), 2006-07 (31)

SMU Season Assists Average (5.0+) (Since 1971-72) (Assists/Games Played)

1	9.1	Billy Allen (So.), 1979-80 (255/28)
2	8.9	Billy Allen (Fr.), 1978-79 (213/24)
3	7.7	Butch Moore (Sr.), 1985-86 (222/29)
4	7.6	Kendric Davis (Jr.), 2020-21 (130/17)
5	7.5	Butch Moore (Jr.), 1984-85 (247/33)
6	7.4	Michael Jaccar (Sr.), 1975-76 (206/28)
—	7.4	Boopie Miller (Sr.), 2025-26
7	6.7	Gerald Lewis (Sr.), 1992-93 (180/27)
	6.7	Kendric Davis (So.), 2019-20 (173/26)
9	6.4	Butch Moore (Fr.), 1982-83 (192/30)
10	6.2	Carl Wright (So.), 1983-84 (203-33)
11	6.0	Zachary Thiel (Jr.), 1972-73 (144/24)
	6.0	Kato Armstrong (Jr.), 1987-88 (209/35)
13	5.6	Roderick Hampton (Sr.), 1990-91 (156/28)
—	5.6	B.J. Edwards (Sr.), 2025-26
14	5.5	Boopie Miller (Jr.), 2024-25
15	5.4	Roderick Hampton (Jr.), 1989-90 (151/28)
	5.4	Carl Wright (Jr.), 1984-85 (177/33)
17	5.2	Nic Moore (Sr.), 2015-16 (152/29)
18	5.1	Scott Johnson (Sr.), 1986-87 (149/29)
	5.1	Kato Armstrong (So.), 1986-87 (142/28)
	5.1	Butch Moore (So.), 1983-84 (167/33)
	5.1	Jon Killen (Sr.), 2007-08 (154/30)
	5.1	Nic Moore (Jr.), 2014-15 (175/34)

SMU Season 3FG Pct (42.0%+) (Since 1986-87) (Min. 20 Made)

1	53.6	Sterling Brown (Jr.), 2015-16 (30-56)
2	53.2	Eric Longino (Sr.), 1988-89 (50-94)
3	49.7	Robert Nyakundi (Jr.), 2010-11 (97-195)
4	47.6	Troy Dornier (Sr.), 1993-94 (39-82)
5	47.5	Scott Johnson (Sr.), 1986-87 (44-99)
6	47.0	Ben Eremlogu (Sr.), 2017-18 (63-134)
7	45.7	Lavardicus Atkins (Fr.), 2000-01 (21-46)
8	45.3	Todd Alexander (Jr.), 1987-88 (82-181)
	45.3	Ike Ofoegbu (Sr.), 2006-07 (29-64)
10	44.9	Sterling Brown (Sr.), 2016-17 (61-136)
11	44.7	Charles Smith IV (So.), 2020-21 (21-47)
12	44.4	Sterling Brown (So.), 2014-15 (20-45)
	44.4	Jarrey Foster (So.), 2016-17 (32-72)
—	43.9	Boopie Miller (Sr.), 2025-26 (29-66)
14	43.6	Nic Moore (So.), 2013-14 (72-165)
15	43.5	Stefan Todorovic (Fr.), 2021-22 (22-52)
16	43.4	Shake Milton (Jr.), 2017-18 (56-129)
17	42.6	Shake Milton (Fr.), 2015-16 (52-122)
18	42.4	Semi Ojeleye (Jr.), 2016-17 (73-172)
19	42.3	Shake Milton (So.), 2016-17 (82-194)
42.3		Kario Oquendo (Sr.), 2024-25 (58-137)

SMU Career FT Pct. - 79.0%+ (min. 80 made)

1	88.4	Eric Longino (99-112), 1987-89
—	86.5	Boopie Miller (167-193), 2024-26
2	85.7	Kendric Davis (335-391), 2019-22
3	84.2	Robert Nyakundi (182-216), 2008-12
4	83.9	Charles Beasley (270-322), 1964-67
5	83.8	Nic Moore (301-359), 2013-16
6	82.9	Todd Alexander (121-146), 1987-89
	82.9	Jahmal McMurray (97-117), 2017-19
8	82.5	Chuck Harris (118-143), 2023-25
9	82.4	Larry Delzell (229-278), 1969-72
10	82.1	Larry Showalter (202-246), 1954-57
11	81.9	Chad Allen (131-160), 1990-94
12	81.8	Gene Phillips (540-660), 1968-71
13	81.6	James Thompson (284-348), 1960-63
14	81.1	Art Barnes (154-190), 1953-55
15	80.2	Hank Wendorf (101-126), 1962-65
16	80.1	Billy Allen (197-246), 1978-80
17	80.0	Richard Bryant (84-105), 1953-54
18	79.9	Gary Sibley (179-224), 1966-69
19	79.3	Jim Brockman (107-135), 1961-64
20	79.1	Shake Milton (200-253), 2015-18

SMU Season FT Percentage (84.0%+) (Since 1953-54) (Min. 40 Made)

—	91.6	Boopie Miller (Sr.), 2025-26 (87-95)
1	90.0	Eric Longino (Jr.), 1987-88 (45-50)
	90.0	Robert Nyakundi (Jr.), 2010-11 (72-80)
3	88.9	Nic Moore (Jr.), 2014-15 (104-117)
4	88.5	Mark Davis (Fr.), 1976-77 (46-52)
5	88.2	Chad Allen (Fr.), 1990-91 (45-51)
6	87.3	Todd Alexander (Jr.), 1987-88 (103-118)
7	87.1	Eric Longino (Sr.), 1988-89 (54-62)
8	86.8	Kendric Davis (Sr.), 2021-22 (177-204)
9	86.7	Charles Beasley (Jr.), 1965-66 (137-158)
10	86.4	Art Barnes (Sr.), 1954-55 (89-103)
11	85.7	Sterling Brown (Jr.), 2015-16 (54-63)
12	85.4	Kendric Davis (So.), 2019-20 (88-103)
13	84.9	Jan Loudermilk (Sr.), 1961-62 (203-239)
14	84.8	James Thompson (Sr.), 1962-63 (134-158)
15	84.7	Larry Delzell (Sr.), 1971-72 (100-118)
	84.7	Skae Milton (Jr.), 2017-18 (94-111)
17	84.6	Stephen Woods (Fr.), 1996-97 (55-65)
18	84.6	Larry Showalter (So.), 1954-55 (55-65)
19	84.5	Gene Phillips (Sr.), 1970-71 (213-252)
20	84.4	Charles Beasley (Sr.), 1966-67 (54-64)
21	84.0	Billy Allen (So.), 1979-80 (110-131)
—	82.8	Corey Washington (Sr.), 2025-26 (48-58)

SMU Single-Game Free Throw Pct. (Min. 10 MADE)

1	19-19	Gene Phillips, at Texas A&M, 2-2-1971
	17-17	James Thompson, Northwestern, 12-17-1962
	14-14	Bryan Hopkins, Boise St., 2-1-2003
	12-12	Quinton Ross, at Rice, 1-23-2003
	12-12	Boopie Miller, Radford, 11-24-2025 (W, 89-72)
	11-11	John Colborne, Texas A&M, 2-10-1990
	11-11	Boopie Miller, Tarleton State, 11-3-2025 (W, 96-76)
	10-10	Bamba Fall, UAB, 2-25-2006 (L, 73-68)
	10-10	Brian Morris, Long Island, 11-29-2005 (W, 74-62)
	10-10	Quinton Ross, Fresno St., 1-16-2003
	10-10	Jeryl Sasser, San Jose St., 1-4-2001
	10-10	Gordon Welch, Houston, 2-3-1981
	10-10	Jermyn Bracey, Creighton, 12-3-1994
	10-10	Robert Nyakundi, SE Missouri St, 12-29-2010 (W, 71-59)
	10-10	Jordan Tolbert, Hampton, 12-17-2015 (W, 105-72)
	10-10	Ben Moore, at Houston, 2-1-2016 (L, 71-68)
	10-10	Shake Milton, UMBC, 11-10-2017 (W, 78-67)
	10-10	Tyson Jolly, [20/19] Houston, 2-15-2020 (W, 73-72 ot)
	10-10	Kendric Davis, Washington St, 3-20-2022 (L, 75-63)
	10-10	Zhuric Phelps, East Carolina, 3-6-2024 (W, 80-77 ot)
	10-10	Boopie Miller, vs Texas A&M 12-7-2025 (W, 93-80 ot)

Carrer Assists Avg. - 3.5+ (min. 35 games)

1	9.0	Billy Allen (468/52), 1978-80
2	6.6	Butch Moore (828/125), 1982-86
—	6.2	Boopie Miller, 2024-
3	5.9	Kendric Davis (445/75), 2019-21
4	5.6	Michael G. Jaccar (239/43), 1974-76
5	5.1	Nic Moore (508/100), 2013-16
6	4.8	Carl Wright (460/96), 1982-85
	4.8	Roderick Hampton (419/88), 1987-91
8	4.7	Zachary Thiel (363/78), 1971-74
9	4.4	Gerald Lewis (491/112), 1989-93
10	4.2	Kato Armstrong (403/95), 1985-89
11	4.0	Jeryl Sasser (469/117), 1997-01
12	3.9	Todd Alexander (45), 1987-89
	3.9	Shake Milton (337/87), 2015-18
14	3.8	Bryan Hopkins (396/105), 2002-06
	3.8	Jeremiah Samarrappas (250/66), 2010-12
16	3.7	Carlton McKinney (236/64), 1986-88
	3.7	Nick Russell (257/69), 2012-14
	3.7	Jimmy Whitt Jr. (233/63), 2017-19
—	3.7	B.J. Edwards, 2023-
19	3.6	Derek Williams (219/61), 2008-10
20	3.5	Troy Matthews (387/110), 1993-97

BOOPIE MILLER - 2

SMU Career Assist-To-Turnover Ratio (Min. 3.0 Assists Per Game)

	Ast/TO	Name	Seasons	Assists	Turnovers
---	2.64	Boopie Miller	2024-26	259	98
1	2.53	Scott Johnson	1983-87	334	132
2	2.38	Jimmy Whitt	2017-19	233	98
3	2.33	Kendric Davis	2019-22	445	191
4	2.32	Billy Allen	1978-80	468	202
---	2.30	B.J. Edwards	2023-26	304	132
5	2.13	Shake Milton	2015-18	337	158
6	2.12	Nic Moore	2013-16	508	240
7	2.11	Butch Moore	1982-86	828	392
8	2.00	Todd Alexander	1987-89	176	88

SMU Season Assist-To-Turnover Ratio (Min. 3.0 Assists Per Game)

	Ast/TO	Name	Season	Assists	Turnovers
1	3.64	Butch Moore	1985-86	222	61
2	3.17	Kendric Davis	2020-21	130	41
3	2.92	Scott Johnson	1986-87	149	51
---	2.89	Boopie Miller	2025-26	104	36
---	2.79	B.J. Edwards	2025-26	78	28
4	2.70	Jimmy Whitt	2018-19	119	44
	2.70	Kendric Davis	2019-20	173	64
6	2.56	Shake Milton	2016-17	159	62
7	2.50	Boopie Miller	2024-25	155	62
8	2.49	Todd Alexander	1987-88	152	61
9	2.38	Billy Allen	1979-80	255	107
10	2.36	Rod Hampton	1990-91	156	66
11	2.35	Butch Moore	1984-85	247	105
12	2.30	Nic Moore	2015-16	152	66
13	2.24	Billy Allen	1978-79	213	95
14	2.11	Jimmy Whitt	2017-18	114	54
15	2.08	Nic Moore	2013-14	181	87
16	2.04	Carlton McKinney	1986-87	110	54
17	2.02	B.J. Edwards	2024-25	129	64
18	2.01	Nic Moore	2014-15	175	87

SMU Career Steals Avg. - 1.2+ (min. 35 games)

1	2.1	Bryan Hopkins (225/105), 2002-06
	2.1	Carl Wright (205/96), 1982-85
3	1.9	Gerald Lewis (209/112), 1989-93
---	1.8	B.J. Edwards, 2023-
4	1.7	Carlton McKinney (111/64), 1986-88
	1.7	Jeryl Sasser (197/117), 1997-01
	1.7	Jemeil Rich (136/81), 1994-97
	1.7	Zhuric Phelps (158/95), 2021-24
---	1.7	Boopie Miller, 2024-
8	1.6	Stephen Woods (179/112), 1996-00
	1.6	Jimmy Whitt Jr. (103/63), 2017-19
10	1.5	Willie Davis (160/109), 1997-01
	1.5	Paul McCoy (73/50), 2008-10
12	1.4	Roderick Hampton (127/88), 1987-91
	1.4	Todd Alexander (45), 1987-89
	1.4	Nic Moore (136/100), 2013-16
	1.4	Kendric Davis (106/75), 2019-22
16	1.3	Kato Armstrong (126/95), 1985-89
	1.3	Quinton Ross (153/119), 1999-03
18	1.2	Phil Hale (107), 1976-80
	1.2	Jon Killen (144/118), 2004-08
	1.2	Jeremiah Samarippas (78/66), 2010-12
	1.2	Nick Russell (86/69), 2012-14
	1.2	Markus Kennedy (110/89), 2013-16
	1.2	Isiaha Mike (72/62), 2018-20

SMU Season Steals Average (1.7+) (Since 1976-77)

1	2.9	Gerald Lewis (Sr.), 1992-93 (79/27)
---	2.6	B.J. Edwards (Sr.), 2025-26
2	2.4	Bryan Hopkins (Sr.), 2005-06 (52/22)
	2.4	Bryan Hopkins (Jr.), 2004-05 (59/25)
	2.4	B.J. Edwards (Jr.), 2024-25 (83/35)
5	2.3	Carl Wright (So.), 1983-84 (77/33)
	2.3	Carl Wright (Jr.), 1984-85 (76/33)
	2.3	Gerald Lewis (Jr.), 1991-92 (63/28)
	2.3	Zhuric Phelps (So.), 2022-23 (68/30)
9	2.2	Willie Davis (Jr.), 1999-00 (67/30)
10	2.1	Bryan Hopkins (Fr.), 2002-03 (61/29)
---	2.1	Boopie Miller (Sr.), 2025-26
11	2.0	Jeryl Sasser (So.), 1998-99 (60/30)
	2.0	Peter Lodwick (Sr.), 1976-77 (53/27)
13	1.9	Roderick Hampton (Jr.), 1989-90 (53/28)
	1.9	Stephen Woods (Jr), 1998-99 (50/27)
	1.9	Zhuric Phelps (Jr.), 2023-24 (63/33)
16	1.8	Bryan Hopkins (So.), 2003-04 (53/29)
	1.8	Jeryl Sasser (Jr.), 1999-00 (54/30)
	1.8	Jimmy Whitt (So.), 2017-18 (60/33)
19	1.7	Carlton McKinney (Sr.), 1987-88 (61/35)
	1.7	Jemeil Rich (So.), 1994-95 (47/27)
	1.7	Carl Wright (Fr.), 1982-83 (52/30)
	1.7	Carlton McKinney (Jr.), 1986-87 (50/29)
	1.7	Stephen Woods (Sr.), 1999-00 (51/30)
	1.7	Kato Armstrong (Jr.), 1987-88 (58/35)
	1.7	Jemeil Rich (Sr.), 1996-97 (43/26)
	1.7	Jon Killen (Jr.), 2006-07 (54/31)

SMU – Single-Game Steals

10	B.J. Edwards, Arkansas State, 11-21-2025
9	Bryan Hopkins, San Jose State, 2-10-2005
8	Willie Davis, [15] Tulsa, 3-4-2000
7	Jeryl Sasser, vs. UT-Pan Am, 12-29-2000
7	Bobby Dimson, at Tulsa, 2-28-1998
7	Stephen Woods, Prairie View A&M, 12-30-1996
7	Gerald Lewis, Houston, 1-30-1993
7	Gerald Lewis, Rice, 2-6-1993
7	Gerald Lewis, at Baylor, 2-26-1992
7	Nic Moore, Texas Southern, 11-26-2014
7	Zhuric Phelps, at Wichita St, 2-12-2023
7	Boopie Miller, Arkansas State, 11-21-2025

SMU Points-Assists Double-Doubles In A Season

6	Billy Allen, 1978-79
6	Billy Allen, 1979-80
5	Michael Jaccar, 1975-76
5	Gerald Lewis, 1992-93
5	Kendric Davis, 2020-21
5	Boopie Miller, 2025-26



7
**JERMAINE
O'NEAL JR**
F, 6-5, 185, Fr.-HS
Southlake, Texas
Dynamic Prep

2025-26 (Freshman): Co-team-high 21 points (8-12 FG, 3-4 3FG, 2-2 FT) with 3 rebounds, a block, a steal and an assist in the win vs Cal State Fullerton 12/28... Had 15 points (5-8 FG, 3-6 3FG, 2-2 FT) with 5 rebounds in the win vs UAPB 11/18... Had 2 points, 3 rebounds and a steal in SMU debut vs Tarleton State 11/3.

Prep: Four-star prospect from Dynamic Prep in Irving, Texas... Ranked No. 88 by ESPN, No. 111 by On3 and No. 126 by 247 Sports... As a senior, he averaged 14.5 points, 3.8 rebounds, 1.6 assists, 1.2 blocks and 0.9 steals as Dynamic Prep advanced to the Chipotle Nationals title game and was No. 1 in the final National Top 10 high school rankings... As a junior, averaged 13.0 points, 6.7 rebounds, 3.0 assists, 1.6 steals and 1.2 blocks as Dynamic Prep went 23-1 to finish ranked No. 16 nationally in the SCNext Top 25.... Part of SMU's 2025 high school signing class ranked as high as No. 4 nationally and overall signing class ranked as high as No. 15 nationally, both program bests.

NBA Family Ties: His father, Jermaine O'Neal Sr. had an 18-year NBA career after being selected by the Portland Trailblazers in the 1996 NBA Draft... He was a six-time NBA All-Star with the Indiana Pacers in a career that included time with Portland, Indiana, Toronto, Miami, Boston, Phoenix and Golden State.

HIGHS	SEASON	ACC GAME	CONF. TOUR/POST
MINUTES	21, Central Ark. 12/21/25	9, [12/12] N. Carolina 1/3/26	
FG	8, Cal St Fullerton 12/28/25		
FGA	12, Cal St Fullerton 12/28/25		
3FG	3, UAPB 11/18/25		
	3, Cal St Fullerton 12/28/25		
3FGA	6, UAPB 11/18/25		
FT	2, UAPB 11/18/25		
	2, Cal St Fullerton 12/28/25		
FTA	2, UAPB 11/18/25		
	2, Radford 11/24/25		
	2, Cal St Fullerton 12/28/25		
REBOUNDS	5, UAPB 11/18/25		
ASSISTS	2, Central Ark. 12/21/25		
BLOCKS	1, Arkansas St 11/21/25		
	1, Cal St Fullerton 12/28/25		
STEALS	1, Tarleton St 11/3/25		
	1, vs Texas A&M 12/7/25		
	1, vs [rv/rv] LSU 12/13/25		
	1, Cal St Fullerton 12/28/25		
POINTS	21, Cal St Fullerton 12/28/25		

2025-26 GAME-BY-GAME STATISTICS

Opponent	Date	GS	Min	FG	FGA	Pct	3FG	FGA	Pct	FT	FTA	Pct	Off	Def	Tot	Avg	PF	FO	A	TO	Blk	Stl	Pts	Avg
TARLETON ST.	11/03/25	14	1	2	.500	0	0	.000	0	0	.000	0	3	3	3.0	1	0	0	0	0	1	2	2.0	
A&M-CORPUS CHRISTI	11/06/25	13	1	4	.250	1	2	.500	0	0	.000	1	3	4	3.5	0	0	0	0	0	0	3	2.5	
MURRAY ST.	11/11/25	15	1	5	.200	0	1	.000	0	0	.000	1	2	3	3.3	2	0	1	2	0	0	2	2.3	
BUTLER	11/15/25	7	0	0	.000	0	0	.000	0	0	.000	0	0	0	2.5	0	0	0	0	0	0	0	1.8	
ARK.-PINE BLUFF	11/18/25	18	5	8	.625	3	6	.500	2	2	1.000	1	4	5	3.0	1	0	0	1	0	0	15	4.4	
ARKANSAS ST.	11/21/25	19	5	9	.556	1	2	.500	0	0	.000	1	2	3	3.0	0	0	1	0	1	0	11	5.5	
RADFORD	11/24/25	13	2	4	.500	1	3	.333	1	2	.500	0	1	1	2.7	0	0	1	2	0	0	6	5.6	
at Mississippi St.	11/28/25	16	2	5	.400	2	4	.500	0	0	.000	0	0	0	2.4	0	0	1	1	0	0	6	5.6	
at Vanderbilt	12/03/25	10	0	0	.000	0	0	.000	0	0	.000	1	1	2	2.3	0	0	0	1	0	0	0	5.0	
vs Texas A&M	12/07/25	13	1	1	1.000	0	0	.000	0	0	.000	0	0	0	2.1	2	0	1	0	0	1	2	4.7	
vs LSU	12/13/25	16	2	4	.500	0	2	.000	0	0	.000	0	3	3	2.2	2	0	0	1	0	1	4	4.6	
CENTRAL ARK.	12/21/25	21	3	6	.500	1	3	.333	0	0	.000	1	1	2	2.2	2	0	2	0	0	1	7	4.8	
CAL ST. FULLERTON	12/28/25	20	8	12	.667	3	4	.750	2	2	1.000	1	2	3	2.2	3	0	1	2	1	1	21	6.1	
NORTH CAROLINA	01/03/26	9	0	0	.000	0	0	.000	0	0	.000	0	0	0	2.1	2	0	0	0	0	0	0	5.6	
Totals		0	204	31	60	.517	12	27	.444	5	6	.833	7	22	29	2.1	15	0	8	10	2	5	79	5.6

Games played: 14
Minutes/game: 14.6
Points/game: 5.6
FG Pct: 51.7
3FG Pct: 44.4
FT Pct: 83.3

Rebounds/game: 2.1
Assists/game: 0.6
Turnovers/game: 0.7
Assist/turnover ratio: 0.8
Steals/game: 0.4
Blocks/game: 0.1



5
JARON PIERRE JR.
G, 6-5, 210, Sr.-TR
New Orleans, La.
Jacksonville St /
Wichita St/Southern Miss
St. Augustine HS

2025-26 (Senior): Game-high 35 points (13-21 FG, 3-8 3FG, 6-6 FT) with 5 rebounds in the OT win vs Texas A&M 12/7... Had 24 points, 6 rebounds, 2 assists and 2 blocks in the overtime win at Mississippi State 11/28... Totaled 15 points and a career-high 13 rebounds in the win vs Radford 11/24... Had 18 points, including the game-winning reverse layup with 4.2 seconds left, with 7 rebounds and 2 steals in the win vs Butler 11/15... Team-high 21 points (5-9 FG, 3-3 3FG, 8-10 FT) with 3 rebounds in SMU debut vs Tarleton State 11/3... **GAME-WINNER:** Hit a driving reverse layup with 4.2 seconds left in the 87-85 win vs Butler 11/15... **HONORS:** Hoop Hype XL Player of the Game with 35 points in the OT win vs Texas A&M 12/7.

2024-25 (Jacksonville State): C-USA Player of the Year... Started all 36 games... 21.6 pts (1st C-USA, 4th NCAA), 5.5 rebs, 3.8 asts (6th C-USA), 0.7 stls, 1.32 ast/to (10th C-USA)... 38.2% 3FGs (3rd C-USA, 66th NCAA), 2.9 3FGs (3rd C-USA, 46th NCAA), 81.0% FTs (6th C-USA)... 2x C-USA Player of the Week, Lute Olson Player of the Week (2/10), Oscar Robertson POTW (11/18), Lou Henson POTW (11/18).

2022-23 (Wichita St): 31 games (22 starts)...10.6 pts, 3.0 rebs, 1.2 asts...made a team-high 50 threes... Scored 10 in 14 times and led the scoring 6 times... High 28 points at Tulane 2/26 (9-17 FG, 5-12 3FGs).

2020-22 (Southern Miss): 10.0 pts, 33.7% 3FGs in 2021-22...29 points (7-18 3FG) vs Rice 1/29...C-USA All-Freshman 2020-21, 8.8 pts, 3.5 rebs, 1.1 stls.

Prep: 3-star, ranked No. 4 in Louisiana and No. 240 nationally by MaxPreps... Class 5A First Team All-State for St. Augustine HS... Averaged 27 pts, 7 rebs, 4 asts, 2 stls as a senior, team went 31-2 and reached state title game in Division I (largest private school classification)... Career bests include nine three-pointers in a Dec. 2018 win over

HIGHS	SEASON	CAREER	CONF. GAME	CONF. TOUR/POST
MINUTES	40, vs Texas A&M 12/7/25	46 (JS), at FIU 3/1/25	46 (JS), at FIU 3/1/25	40 (JS), vs MTSU 3/14/25 40 (JS),at UC Irvine 3/23/25
FG	13, vs Texas A&M 12/7/25	13 (JS), MTSU 2/6/25 13, vs Texas A&M 12/7/25	13 (JS), MTSU 2/6/25	11 (JS), at Ga. Tech 3/18/25
FGA	21, at Miss. St 11/28/25 21, vs Texas A&M 12/7/25	24 (JS), MTSU 2/6/25	24 (JS), MTSU 2/6/25	18 (JS),at Ga. Tech 3/18/25
3FG	4, Central Ark. 12/21/25	10 (JS), MTSU 2/6/25	10 (JS), MTSU 2/6/25	5 (JS), at Ga. Tech 3/18/25
3FGA	10, Central Ark. 12/21/25	18 (SM), Rice 1/29/22	18 (SM), Rice 1/29/22	10 (JS),at Ga. Tech 3/18/25
FT	8, Tarleton St 11/3/25	10 (JS),New Mexico St 2/20/25	10 (JS),New Mexico St 2/20/25	6 (JS), vs Liberty 3/15/25
FTA	10, Tarleton St 11/3/25	11 (JS), East Carolina 11/21/24 11 (JS), at La. Tech 2/25/25 11 (JS), New Mexico St 2/20/25	11 (JS), at La. Tech 2/25/25 11 (JS), New Mexico St 2/20/25	7 (JS), vs Liberty 3/15/25
REBOUNDS	13, Radford 11/24/25	13, Radford 11/24/25	10 (SM), MTSU 1/15/21	11 (JS), vs FIU 3/12/25 11 (JS),at UC Irvine 3/23/25
ASSISTS	4, UAPB 11/18/25 4, Central Ark. 12/21/25	10 (JS), Fort Valley St 12/30/24	7 (JS), La. Tech 1/16/25	7 (JS), at Ga. Tech 3/18/25
BLOCKS	2, at Miss. St 11/28/25	2 (SM), SE Baptist 1/19/22 2 (JS), at MTSU 1/11/25 2 (JS), vs FIU 3/12/25 2, at Miss. St 11/28/25	2 (JS), at MTSU 1/11/25	2 (JS), vs FIU 3/12/25
STEALS	2, Murray State 11/11/25 2, Butler 11/15/25 2, Arkansas St 11/21/25	3 (SM), at Rice 2/6/21 3 (SM), at La. Tech 1/13/22 3 (SM), North Texas 1/27/22 3 (JS), at Ga. Tech 3/18/25	3 (SM), at Rice 2/6/21 3 (SM), at La. Tech 1/13/22 3 (SM), North Texas 1/27/22	3 (JS), at Ga. Tech 3/18/25
POINTS	35, vs Texas A&M 12/7/25	36 (JS), MTSU 2/6/25	36 (JS), MTSU 2/6/25	30 (JS),at Ga. Tech 3/18/25
DOUBLE-DOUBLES				
1 - (SM), South Alabama 12/12/20 (25 pts, 10 rebs)			2 - (SM), MTSU 1/15/21 (24 pts, 10 rebs)	
3 - (JS), Columbia International 12/24/24 (30 pts, 10 rebs)			4 - (JS), Fort Valley State 12/30/24 (29 pts, 10 asts)	
5 - (JS), vs FIU 3/12/25 (19 pts, 11 rebs)			6 - (JS), at UC Irvine 3/23/25 (15 pts, 11 rebs)	
7 - Radford 11/24/25 (15 pts, 13 rebs)				

Thiboduax... Also ran cross country.

Personal: Born July of 2002...mother Lorraine Thomas... three siblings: Calvin Taylor, Jahan Pierre and Niela Kiesley.

2025-26 GAME-BY-GAME STATISTICS

Opponent	Date	GS	Min	FG	FGA	Pct	3FG	FGA	Pct	FT	FTA	Pct	Off	Def	Tot	Avg	PF	FO	A	TO	Blk	Stl	Pts	Avg
TARLETON ST.	11/03/25		29	5	9	.556	3	3	1.000	8	10	.800	0	3	3	3.0	1	0	0	0	0	21	21.0	
A&M-CORPUS CHRISTI	11/06/25		29	5	12	.417	2	5	.400	0	0	.000	0	6	6	4.5	3	0	1	1	1	12	16.5	
MURRAY ST.	11/11/25	*	25	5	15	.333	2	4	.500	7	8	.875	1	4	5	4.7	5	1	2	3	1	2	19	17.3
BUTLER	11/15/25	*	34	8	16	.500	1	5	.200	1	2	.500	3	4	7	5.3	3	0	0	3	0	2	18	17.5
ARK.-PINE BLUFF	11/18/25	*	27	8	14	.571	2	7	.286	5	9	.556	1	6	7	5.6	0	0	4	0	0	0	23	18.6
ARKANSAS ST.	11/21/25	*	29	6	16	.375	0	6	.000	3	5	.600	0	4	4	5.3	0	0	3	1	0	2	15	18.0
RADFORD	11/24/25	*	35	5	13	.385	2	6	.333	3	3	1.000	2	11	13	6.4	1	0	1	1	1	1	15	17.6
at Mississippi St.	11/28/25	*	39	11	21	.524	1	5	.200	1	1	1.000	0	6	6	6.4	3	0	2	2	2	0	24	18.4
at Vanderbilt	12/03/25	*	33	5	13	.385	2	7	.286	1	3	.333	0	4	4	6.1	3	0	0	3	0	0	13	17.8
vs Texas A&M	12/07/25	*	40	13	21	.619	3	8	.375	6	6	1.000	1	4	5	6.0	4	0	0	1	0	1	35	19.5
vs LSU	12/13/25	*	38	6	14	.429	3	8	.375	1	2	.500	0	1	1	5.5	2	0	3	0	0	1	16	19.2
CENTRAL ARK.	12/21/25	*	25	8	15	.533	4	10	.400	1	1	1.000	1	4	5	5.5	1	0	4	0	0	0	21	19.3
CAL ST. FULLERTON	12/28/25	*	22	4	12	.333	1	5	.200	2	2	1.000	0	3	3	5.3	2	0	3	0	0	0	11	18.7
NORTH CAROLINA	01/03/26	*	33	5	13	.385	1	6	.167	2	2	1.000	0	3	3	5.1	0	0	0	1	1	1	13	18.3
Totals		12	438	94	204	.461	27	85	.318	41	54	.759	9	63	72	5.1	28	1	23	16	6	11	256	18.3

Games played: 14
Minutes/game: 31.3
Points/game: 18.3
FG Pct: 46.1
3FG Pct: 31.8
FT Pct: 75.9

Rebounds/game: 5.1
Assists/game: 1.6
Turnovers/game: 1.1
Assist/turnover ratio: 1.4
Steals/game: 0.8
Blocks/game: 0.4

CAREER STATISTICS

Year	GP	GS	Min	Avg	FG	FGA	Pct	3FG	FGA	Pct	FT	FTA	Pct	Off	Def	Tot	Avg	PF	FO	Ast	TO	Blk	Stl	Pts	Avg
2020-21*	24	16	586	24.4	78	202	.386	31	92	.337	24	32	.750	9	76	85	3.5	39	0	37	52	4	27	211	8.8
2021-22*	27	15	743	27.5	96	279	.344	60	178	.337	19	25	.760	10	75	85	3.2	46	1	38	57	2	17	271	10.0
2022-23*	31	22	872	28.1	127	326	.390	50	177	.283	26	36	.722	17	76	93	3.0	50	0	37	46	7	16	330	10.6
2024-25*	36	36	1355	37.6	266	628	.424	104	272	.382	141	174	.810	24	175	199	5.5	54	1	136	103	13	24	777	21.6
2025-26	14	12	438	31.3	94	204	.461	27	85	.318	41	54	.759	9	63	72	5.1	28	1	23	16	6	11	256	18.3
All*	132	101	3994	30.3	661	1639	.403	272	804	.338	251	321	.782	69	465	534	4.0	217	3	271	274	32	95	1845	14.0

* Statistics from prior team/school



1
**CHANCE
PURYEAR**
F, 6-7, 210, Fr.-RS
Dallas, Texas
Carter HS

2025-26 (Freshman): Scored first career point in the win vs UAPB 11/18.

2024-25: Redshirted

Prep: He was a shooting forward for Carter High School in Dallas. As a senior, he helped Carter to a 31-6 record and a run to the UIL Region II final. He was named TABC 4A All-State, District 13-4A Player of the Year and a 2024 McDonald's All-American Game Southwest Nominee. He became the 11th player in Carter history to score 1,000 career points. As a junior, he averaged 14 points, nine rebounds and three assists as Carter went 31-4 and reached the UIL 4A Regional Finals. He was the district 12-4A Freshman of the Year and Sophomore of the Year as well as a member of the DISD Teen School Board. He is a three-star signee who was ranked as high as No. 12 overall in Texas and 34th nationally at his position. He played for the Southern Assault AAU program.

HIGHS	SEASON	CONF. GAME	CONF. TOUR/POST
MINUTES	6, UAPB 11/18/25		
FG			
FGA	1, UAPB 11/18/25		
3FG			
3FGA	1, Cal St Fullerton 12/28/25		
FT	1, UAPB 11/18/25		
FTA	2, UAPB 11/18/25		
REBOUNDS	1, Butler 11/15/25 1, UAPB 11/18/25 1, Cal St Fullerton 12/28/25		
ASSISTS			
BLOCKS	1, Butler 11/15/25		
STEALS			
POINTS	1, UAPB 11/18/25		

2025-26 GAME-BY-GAME STATISTICS

Opponent	Date	GS	Min	FG	FGA	Pct	3FG	FGA	Pct	FT	FTA	Pct	Off	Def	Tot	Avg	PF	FO	A	TO	Blk	Stl	Pts	Avg
TARLETON ST.	11/03/25		4	0	0	.000	0	0	.000	0	0	.000	0	0	0	0.0	1	0	0	1	0	0	0	0.0
A&M-CORPUS CHRISTI	11/06/25		DNP																					
MURRAY ST.	11/11/25		DNP																					
BUTLER	11/15/25		0	0	0	.000	0	0	.000	0	0	.000	0	1	1	0.5	0	0	0	0	1	0	0	0.0
ARK.-PINE BLUFF	11/18/25		6	0	1	.000	0	0	.000	1	2	.500	0	1	1	0.7	2	0	0	0	0	0	1	0.3
ARKANSAS ST.	11/21/25		1	0	0	.000	0	0	.000	0	0	.000	0	0	0	0.5	0	0	0	0	0	0	0	0.3
RADFORD	11/24/25		4	0	0	.000	0	0	.000	0	0	.000	0	0	0	0.4	1	0	0	2	0	0	0	0.2
at Mississippi St.	11/28/25		DNP																					
at Vanderbilt	12/03/25		DNP																					
vs Texas A&M	12/07/25		DNP																					
vs LSU	12/13/25		DNP																					
CENTRAL ARK.	12/21/25		1	0	0	.000	0	0	.000	0	0	.000	0	0	0	0.3	0	0	0	0	0	0	0	0.2
CAL ST. FULLERTON	12/28/25		3	0	1	.000	0	1	.000	0	0	.000	1	0	1	0.4	0	0	0	0	0	0	0	0.1
NORTH CAROLINA	01/03/26		DNP																					
Totals		0	19	0	2	.000	0	1	.000	1	2	.500	1	2	3	0.4	4	0	0	3	1	0	1	0.1

Games played: 7
Minutes/game: 2.7
Points/game: 0.1
FG Pct: 0.0
3FG Pct: 0.0
FT Pct: 50.0

Rebounds/game: 0.4
Turnovers/game: 0.4
Blocks/game: 0.1



10
JADEN
TOOMBS
C, 6-10, 230, Fr.-HS
Amarillo, Texas
Dynamic Prep

2025-26 (Freshman): Scored 12 points (5-7 FG) with 2 rebounds and a block in the win vs [12/12] North Carolina 1/3... Had 9 points, 2 assists, 2 blocks, 2 steals and a rebound vs Cal State Fullerton 12/28... Scored 16 points (8-10 FG) with three rebounds, a steal, an assist and a blocked shot vs [rv/rv] LSU in the Compete 4 Cause Classic 12/13... Had 6 points, 6 rebounds and 2 assists in 11 minutes in SMU debut as the Mustangs won in overtime at Mississippi State 11/28.

Prep: Four-star prospect from Dynamic Prep in Irving, Texas... Ranked No. 38 by ESPN, No. 45 by On3 and No. 47 by 247 Sports... As a senior, he averaged 15.0 points, 9.7 rebounds, 2.2 assists and 1.4 blocks as Dynamic Prep advanced to the Chipotle Nationals title game and was No. 1 ranking in the final National Top 10 high school rankings... As a junior, Toombs was listed as high as No. 6 nationally at center and as high as No. 3 overall in Texas...He was on the 2024-25 Jersey Mike's Naismith Trophy Boy's High School Player of the Year watch list... He has been part of the USA Basketball program since 2022 and was invited to the USA Junior National Team minicamp in October of 2024... He was previously a finalist for the USA Basketball U16 national team and U17 national team. As a junior at Dynamic Prep, he averaged a double-double of 12.8 points, 10.3 rebounds with 2.4 assists and 2.3 blocks at the team went 23-1 to finish ranked No. 16 nationally in the SCNext Top 25... Part of SMU's 2025 high school signing class ranked as high as No. 4 nationally and overall signing class ranked as high as No. 15 nationally, both program bests.


HIGHS	SEASON	ACC GAME	CONF. TOUR./POST
MINUTES	27, vs [rv/rv] LSU 12/13/25	20, [12/12] N. Carolina 1/3/26	
FG	8, vs [rv/rv] LSU 12/13/25	5, [12/12] N. Carolina 1/3/26	
FGA	10, vs [rv/rv] LSU 12/13/25	7, [12/12] N. Carolina 1/3/26	
3FG	2, [12/12] N. Carolina 1/3/26	2, [12/12] N. Carolina 1/3/26	
3FGA	3, [12/12] N. Carolina 1/3/26	3, [12/12] N. Carolina 1/3/26	
FT	2, at Miss. St 11/28/25		
	2, vs Texas A&M 12/7/25		
FTA	3, at Miss. St 11/28/25		
	3, vs Texas A&M 12/7/25		
REBOUNDS	6, at Miss. St 11/28/25	2, [12/12] N. Carolina 1/3/26	
ASSISTS	2, at Miss. St 11/28/25		
	2, at 17/16 Vanderbilt 12/3/25		
	2, Cal St Fullerton 12/25/28		
BLOCKS	2, Cal St Fullerton 12/25/28	1, [12/12] N. Carolina 1/3/26	
STEALS	2, Cal St Fullerton 12/25/28		
POINTS	16, vs [rv/rv] LSU 12/13/25	12, [12/12] N. Carolina 1/3/26	

2025-26 GAME-BY-GAME STATISTICS

Opponent	Date	GS	Min	FG	FGA	Pct	3FG	FGA	Pct	FT	FTA	Pct	Off	Def	Tot	Avg	PF	FO	A	TO	Blk	Stl	Pts	Avg
TARLETON ST.	11/03/25		DNP																					
A&M-CORPUS CHRISTI	11/06/25		DNP																					
MURRAY ST.	11/11/25		DNP																					
BUTLER	11/15/25		DNP																					
ARK-PINE BLUFF	11/18/25		DNP																					
ARKANSAS ST.	11/21/25		DNP																					
RADFORD	11/24/25		DNP																					
at Mississippi St.	11/28/25		11	2	3	.667	0	0	.000	2	3	.667	3	3	6	6.0	1	0	2	0	0	0	6	6.0
at Vanderbilt	12/03/25		15	2	6	.333	0	1	.000	1	2	.500	2	0	2	4.0	1	0	2	0	0	0	5	5.5
vs Texas A&M	12/07/25		10	0	3	.000	0	0	.000	2	3	.667	0	2	2	3.3	3	0	0	0	1	0	2	4.3
vs LSU	12/13/25		27	8	10	.800	0	1	.000	0	0	.000	2	1	3	3.3	1	0	1	1	1	1	16	7.3
CENTRAL ARK.	12/21/25		11	1	2	.500	0	0	.000	1	2	.500	3	0	3	3.2	2	0	0	2	0	0	3	6.4
CAL ST. FULLERTON	12/28/25		17	4	8	.500	0	2	.000	1	1	1.000	0	1	1	2.8	0	0	2	0	2	2	9	6.8
NORTH CAROLINA	01/03/26		20	5	7	.714	2	3	.667	0	0	.000	0	2	2	2.7	0	0	0	0	1	0	12	7.6
Totals			0	111	22	.564	2	7	.286	7	11	.636	10	9	19	2.7	8	0	7	3	5	3	53	7.6

Games played: 7
Minutes/game: 15.9
Points/game: 7.6
FG Pct: 56.4
3FG Pct: 28.6
FT Pct: 63.6

Rebounds/game: 2.7
Assists/game: 1.0
Turnovers/game: 0.4
Assist/turnover ratio: 2.3
Steals/game: 0.4
Blocks/game: 0.7



31
TREY
UTTER
G, 6-0, 175, SR-2L
Argyle, Texas
Argyle HS

2025-26 (Senior): Season debut in the win vs UAPB 11/18.

2024-25 (Junior): Played in 5 games, including 2 ACC games and the ACC Tournament win vs Syracuse 3/12.

2023-24 (Sophomore): Played in 7 games.... **GAME HIGHLIGHTS:**
Played 2 minutes, hitting 1-2 FTs in the win vs Tulsa 1/20... First career points on a FG in the win vs Texas A&M-Commerce 12/3.

Summer 2023 (SMU 3-0 in Spain): Played in the last two games, scoring two points in his first appearance in the victory in Valencia.

2022-23 (Freshman): Played in 2 games...Made his SMU debut in the AAC-opening win vs Tulsa 1/1... **AWARDS:** AAC All-Academic Team.

Prep: Played at Argyle High School in Argyle, Texas... As a senior, he started all 38 games and averaged eight points and five assists per game while hitting 40% from three... He was the 4A Defensive Player of Year and had a school record 34 charges taken as Argyle finished 31-7 after a run to the regional tournament... As a junior, he played in all 32 games in helping Argyle win the Texas UIL 4A State Championship with a record of 31-1... He was all-district second team while hitting 47% from three.

HIGHS	SEASON	CAREER	CONF. GAME	CONF. TOUR./POST
MINUTES	2, UAPB 11/18/25	2, W. Illinois 11/8/23 2, HCU 12/19/23 2, Tulsa 1/20/24 2, UAPB 11/18/25	2, Tulsa 1/20/24	1, vs Syracuse 3/12/25
FG		1, A&M-Commerce 12/3/23		
FGA		1, A&M-Commerce 12/3/23		
3FG				
3FGA				
FT		1, Tulsa 1/20/24	1, Tulsa 1/20/24	
FTA		2, Tulsa 1/20/24	2, Tulsa 1/20/24	
REBOUNDS				
ASSISTS		1, Tarleton St 11/4/24		
BLOCKS				
STEALS				
POINTS		2, A&M-Commerce 12/3/23	1, Tulsa 1/20/24	

2025-26 GAME-BY-GAME STATISTICS


Opponent	Date	GS	Min	FG	FGA	Pct	3FG	FGA	Pct	FT	FTA	Pct	Off	Def	Tot	Avg	PF	FO	A	TO	Blk	Stl	Pts	Avg
TARLETON ST.	11/03/25		DNP																					
A&M-CORPUS CHRISTI	11/06/25		DNP																					
MURRAY ST.	11/11/25		DNP																					
BUTLER	11/15/25		DNP																					
ARK.-PINE BLUFF	11/18/25		2	0	0	.000	0	0	.000	0	0	.000	0	0	0	0.0	0	0	0	0	0	0	0	0.0
ARKANSAS ST.	11/21/25		DNP																					
RADFORD	11/24/25		DNP																					
at Mississippi St.	11/28/25		DNP																					
at Vanderbilt	12/03/25		DNP																					
vs Texas A&M	12/07/25		DNP																					
vs LSU	12/13/25		DNP																					
CENTRAL ARK.	12/21/25		DNP																					
CAL ST. FULLERTON	12/28/25		1	0	0	.000	0	0	.000	0	0	.000	0	0	0	0.0	0	0	0	0	0	0	00.0	NORTH CAR-
OLINA	01/03/26		DNP																					

Totals 0 3 0 0 .000 0 0 .000 0 0 .000 0 0 .000 0 0 0 0.0 0 0 0 0 0 0 0 0.0

Games played: 2
Minutes/game: 1.5

CAREER STATISTICS

Year	GP	GS	Min	Avg	FG	FGA	Pct	3FG	FGA	Pct	FT	FTA	Pct	Off	Def	Tot	Avg	PF	FO	Ast	TO	Blk	Stl	Pts	Avg
2022-23	2	0	1	0.5	0	0	.000	0	0	.000	0	0	.000	0	0	0	0.0	0	0	0	0	0	0	0	0.0
2023-24	7	0	10	1.4	1	1	1.000	0	0	.000	1	2	.500	0	0	0	0.0	0	0	0	0	0	0	3	0.4
2024-25	5	0	4	0.8	0	0	.000	0	0	.000	0	0	.000	0	0	0	0.0	0	0	1	0	0	0	0	0.0
2025-26	2	0	3	1.5	0	0	.000	0	0	.000	0	0	.000	0	0	0	0.0	0	0	0	0	0	0	0	0.0
TOTAL	16	0	18	1.1	1	1	1.000	0	0	.000	1	2	.500	0	0	0	0.0	0	0	1	0	0	0	3	0.2



22
NIGEL
WALLS
F, 6-10, 200, Fr.-HS
Houston, Texas
St. Francis Episcopal

2025-26 (Freshman): Had 4 blocks, a steal, an assist and a rebound in 13 minutes in the win vs UAPB 11/18.

HIGHS	SEASON	CAREER	CONF. GAME	CONF. TOUR./POST
MINUTES	13, UAPB 11/18/25			
FG				
FGA	1, UAPB 11/18/25			
3FG				
3FGA				
FT				
FTA				
REBOUNDS	1, UAPB 11/18/25 1, Radford 11/24/25			
ASSISTS	1, UAPB 11/18/25			
BLOCKS	4, UAPB 11/18/25			
STEALS	1, UAPB 11/18/25 1, Arkansas St 11/21/25			
POINTS				

Prep: Four-star prospect from St. Francis Episcopal in Houston... Ranked No. 62 by ESPN, No. 57 by On3 and No. 58 by 247 Sports... As a senior, averaged 13.3 points, 7.1 rebounds, 2.4 blocks, 2.2 assists and 1.4 steals as St. Francis Episcopal went 29-8 and won the TAPPS 4A State Championship...In the summer of 2024, Walls averaged 6.8 points, 3.7 rebounds and 1.3 assists in 21.4 minutes in 15 games for JL3 Elite in the Nike EYBL... As a junior at St. Francis Episcopal, he averaged 13.6 points, 8.7 rebounds, 2.3 blocks, 2.0 assists and 1.2 steals... Part of SMU's 2025 high school signing class ranked as high as No. 4 nationally and overall signing class ranked as high as No. 15 nationally, both program bests.

2025-26 GAME-BY-GAME STATISTICS

Opponent	Date	GS	Min	FG	FGA	Pct	3FG	FGA	Pct	FT	FTA	Pct	Off	Def	Tot	Avg	PF	FO	A	TO	Blk	Stl	Pts	Avg
TARLETON ST.	11/03/25		3	0	0	.000	0	0	.000	0	0	.000	0	0	0	0.0	2	0	0	1	0	0	0	0.0
A&M-CORPUS CHRISTI	11/06/25		1	0	0	.000	0	0	.000	0	0	.000	0	0	0	0.0	1	0	0	0	0	0	0	0.0
MURRAY ST.	11/11/25		DNP																					
BUTLER	11/15/25		DNP																					
ARK.-PINE BLUFF	11/18/25		13	0	1	.000	0	0	.000	0	0	.000	0	1	1	0.3	1	0	1	0	4	1	0	0.0
ARKANSAS ST.	11/21/25		5	0	0	.000	0	0	.000	0	0	.000	0	0	0	0.3	3	0	0	0	0	1	0	0.0
RADFORD	11/24/25		1	0	0	.000	0	0	.000	0	0	.000	0	1	1	0.4	0	0	0	1	0	0	0	0.0
at Mississippi St.	11/28/25		DNP																					
at Vanderbilt	12/03/25		DNP																					
vs Texas A&M	12/07/25		DNP																					
vs LSU	12/13/25		DNP																					
CENTRAL ARK.	12/21/25		DNP																					
CAL ST. FULLERTON	12/28/25		3	0	0	.000	0	0	.000	0	0	.000	0	0	0	0.3	1	0	0	0	0	0	0	0.0
NORTH CAROLINA	01/03/26		DNP																					
Totals		0	26	0	1	.000	0	0	.000	0	0	.000	0	2	2	0.3	8	0	1	2	4	2	0	0.0

Games played: 6
Minutes/game: 4.3
FG Pct: 0.0

Rebounds/game: 0.3
Assists/game: 0.2
Turnovers/game: 0.3
Assist/turnover ratio: 0.5
Steals/game: 0.3
Blocks/game: 0.7



4
SAM WALTERS
F, 6-9, 230, Jr.-TR
The Villages, Fla.
Michigan / Alabama
Villages Charter School

2025-26 (Junior): Scored 5 points (2-2 FG, 1-1 3FG) with a rebound in the win over Murray State 11/11.

2024-25 (Sophomore at Michigan): Played in 23 games (Missed final 14 games due to injury)... Averaged 5.0 points and 1.6 rebounds while hitting 36.6% on threes... Five double-figure scoring games... Totaled 13 assists, 4 blocks, and 2 steals...Michigan won the Big Ten Tournament and reached the NCAA Sweet 16...**GAME HIGHLIGHTS:** Scored a season-best 13 points (2x): Tarleton State 11/21, Western Kentucky 12/29... Season-best four rebounds (4x)... Made a season-high three three-pointers (3x): Wake Forest 11/10, Tarleton State 11/21, Washington 1/12... Career-high 4 assists vs Purdue Fort Wayne.

2023-24 (Freshman at Alabama): Played in all 37 games as Alabama made the NCAA Final Four ... Averaged 5.4 points and 2.4 rebounds... Shot 39.4% on threes (39-99)... Seven double-figure scoring games and six 5-plus rebound games...Had 15 assists, nine blocks and eight steals... **GAME HIGHLIGHTS:** 16 points against South Alabama 11/14... Career-best eight rebounds against Texas A&M 2/17... Career-high four threesagainst Florida 2/21... Career-best three steals against Eastern Kentucky 12/23

Prep: Consensus Top 100 recruit: ESPN (No. 54), Rivals (No. 51) and 247 Sports (No. 57)... Prepped at Village Charter School (Colt McDowell) as well as at Montverde Academy (Kevin Boyle)... After playing at Village Charter (2019-20), he headed to Montverde Academy as a sophomore (2020-21); transferring back to Village Charter for his final two prep seasons (2021-23)... In 88 games at Village Charter: 1,598 points (18.2 ppg) and 711 rebounds (8.1 rpg)... Helped Buffalo to three 20-plus win seasons and 65-24 overall record... As a senior (2022-23), averaged 23.0 points, 9.9 rebounds, and 2.3 assists... As a junior (2021-22), averaged 24.6 points, 9.9 rebounds and 1.6 assists... Made 141 three-point field goals; shooting 39.5 percent... Back-to-back 60-plus three-

HIGHS	SEASON	CAREER	CONF. GAME	CONF. TOUR/POST
MINUTES	18, A&M-Corpus Christi 11/6/25	23 (UM), Cleveland St 11/4/24 23 (UM), W. Ky. 12/29/24	21 (UM) at UCLA 1/7/25	15(UA),v N. Carolina 3/28/24
FG	2, Murray State 11/11/25 2, Central Ark. 12/21/25 2, Cal St Fullerton 12/28/25	5 (UA), Florida 2/21/24 5 (UM), Tarleton St 11/21/24	5 (UA), Florida 2/21/24	2, 3 times
FGA	5, Cal St Fullerton 12/28/25	11 (UA), Mississippi St 2/3/24	11 (UA), Mississippi St 2/3/24	6(UA),v Grand Canyon 3/24/24
3FG	2, Cal St Fullerton 12/28/25	4 (UA), Florida 2/21/24	4 (UA), Florida 2/21/24	2 (UA), vs Florida 3/15/24
3FGA	5, Cal St Fullerton 12/28/25	7 (UA), Florida 2/21/24	7 (UA), Florida 2/21/24	5(UA),v Grand Canyon 3/24/24
FT		6 (UA), vs Arizona 12/20/23	3 (UA), Tennessee 3/2/24 3 (UM), Washington 1/12/25	4 (UA), v Charleston 3/22/24
FTA	1, A&M-Corpus Christi 11/6/25	8 (UA), vs Arizona 12/20/23	5 (UM), Washington 1/12/25	5 (UA), v Charleston 3/22/24
REBOUNDS	3, Butler 11/15/25	8 (UA), Texas A&M 2/17/24	8 (UA), Texas A&M 2/17/24	2, twice
ASSISTS	3, A&M-Corpus Christi 11/6/25	4 (UM) Purdue FW 12/22/24	2 (UA), Mississippi St 2/3/24	1 (UA), v N. Carolina 3/28/24
BLOCKS	1, A&M-Corpus Christi 11/6/25 1, Central Ark. 12/21/25	2 (UA), at Auburn 2/7/24 2 (UA), Florida 2/21/24	2 (UA), at Auburn 2/7/24 2 (UA), Florida 2/21/24	1(UA),vGrand Canyon 3/24/24
STEALS	1, Butler 11/15/25	2 (UA), at Creighton 12/16/23	1, 3 times	
POINTS	6, Cal St Fullerton 12/28/25	16 (UA), S. Alabama 11/14/23	14 (UA), Florida 2/1/24	9(UA),v Charleston 3/22/24

pointers (122) in his final two seasons (62 & 60, respectively)... Finished career 51.4% from field (556-1080) and 84.6% on free throws (345-408)... As a sophomore at Montverde Academy, helped the Eagles to a 24-1 record, the No. 1 prep ranking, and the second straight Geico Prep Nationals title.

2025-26 GAME-BY-GAME STATISTICS

Opponent	Date	GS	Min	FG	FGA	Pct	3FG	FGA	Pct	FT	FTA	Pct	Off	Def	Tot	Avg	PF	FO	A	TO	Blk	Stl	Pts	Avg	
TARLETON ST.	11/03/25	*	8	0	2	.000	0	1	.000	0	0	.000	1	0	1	1.0	5	1	0	1	0	0	0	0.0	
A&M-CORPUS CHRISTI	11/06/25	*	18	1	4	.250	0	2	.000	0	1	.000	0	2	2	1.5	0	0	3	1	1	0	2	1.0	
MURRAY ST.	11/11/25		14	2	2	1.000	1	1	1.000	0	0	.000	1	0	1	1.3	2	0	0	0	0	0	5	2.3	
BUTLER	11/15/25		13	0	4	.000	0	2	.000	0	0	.000	2	1	3	1.8	0	0	0	1	0	1	0	1.8	
ARK.-PINE BLUFF	11/18/25		2	1	1	1.000	1	1	1.000	0	0	.000	0	1	1	1.6	0	0	0	1	0	0	3	2.0	
ARKANSAS ST.	11/21/25		DNP																						
RADFORD	11/24/25		DNP																						
at Mississippi St.	11/28/25		DNP																						
at Vanderbilt	12/03/25		DNP																						
vs Texas A&M	12/07/25		DNP																						
vs LSU	12/13/25		DNP																						
CENTRAL ARK.	12/21/25		11	2	4	.500	0	2	.000	0	0	.000	0	1	1	1.5	3	0	1	1	1	0	4	2.3	
CAL ST. FULLERTON	12/28/25		8	2	5	.400	2	5	.400	0	0	.000	1	0	1	1.4	0	0	0	1	0	0	6	2.9	
NORTH CAROLINA	01/03/26		4	0	1	.000	0	1	.000	0	0	.000	0	1	1	1.4	3	0	0	0	0	0	0	2.5	
Totals			2	78	8	23	.348	4	15	.267	0	1	.000	5	6	11	1.4	13	1	4	6	2	1	20	2.5

Games played: 8
Minutes/game: 9.8
Points/game: 2.5
FG Pct: 34.8
3FG Pct: 26.7
FT Pct: 0.0

Rebounds/game: 1.4
Assists/game: 0.5
Turnovers/game: 0.8
Assist/turnover ratio: 0.7
Steals/game: 0.1
Blocks/game: 0.3

CAREER STATISTICS

Year	GP	GS	Min	Avg	FG	FGA	Pct	3FG	FGA	Pct	FT	FTA	Pct	Off	Def	Tot	Avg	PF	FO	Ast	TO	Blk	Stl	Pts	Avg
2023-24*	37	0	455	12.3	64	150	.427	39	99	.394	33	40	.825	19	69	88	2.4	53	4	15	17	9	8	200	5.4
2024-25*	23	0	291	12.7	37	87	.425	26	71	.366	14	19	.737	8	29	37	1.6	27	0	13	7	4	2	114	5.0
2025-26	8	2	78	9.8	8	23	.348	4	15	.267	0	1	.000	5	6	11	1.4	13	1	4	6	2	1	20	2.5
All*	68	2	824	12.1	109	260	.419	69	185	.373	47	60	.783	32	104	136	2.0	93	5	32	30	15	11	334	4.9

* Statistics from prior team/school



3
COREY WASHINGTON
F, 6-6, 190, Sr.-TR
Little Rock, Ark.
Wichita State /
Saint Peter's
Sylvan Hills HS

2025-26 (Senior): Season-high 23 points (7-10 FG, 5-7 3FG - career high 3FGs) with 6 rebounds, 2 assists and a block in the win vs [12/12] North Carolina 1/3... Had 12 points, 10 rebounds and 2 assists in the overtime win at Mississippi State 11/28... Totaled 21 points, 12 rebounds, 3 blocks and 2 steals in the win over Radford 11/24... Had 16 points (7-9 FGs), 4 rebounds and 2 steals in season-openeing win vs Tarleton St 11/3.

2024-25 (Junior at Wichita State): All 34 games (33 starts)... Second on team in scoring (13.7), rebounding (7.5), double-doubles (9), steals (34)... Five games with 20+ points... HONORS: Second Team All-AAC... One of five Oscar Robertson National Players OTW Feb. 18... American POTW Feb. 17... AAC Weekly Honor Roll 3x (Nov. 25, Dec. 9, Feb. 10)... **GAME HIGHLIGHTS:** Double-double of 21 points and 11 rebounds in the NIT at Oklahoma State 3/18... 21 points in AAC 2nd rnd win vs. USF 3/13... Season-high 24 points to go with 11 rebounds, 3 blocks and 2 steals vs. UAB 2/27... Win over #14 Memphis 2/16 behind 18 points, 15 rebounds... Grabbed his sixth double-double with 17 points and 12 rebounds vs. UTSA 2/12...Fifth double-double behind 21 points, 10 rebounds at Charlotte 2/4... Fourth double-double came against ECU 1/18 behind 19 points, career-high 18 rebounds... 15 points, 11 rebounds, career-high 5 steals vs. USF 1/6... 18 points, 10 rebounds vs. Kansas State 12/21 ... 17 points, 13 rebounds vs. ETSU 12/7... 20 points, 8 rebounds in win over Monmouth 11/18... Scored all of team-high 19 points in 2nd half vs. Northern Iowa 11/14.

2022-24 (Saint Peter's): 54 games (47 starts) in 2 years at Saint Peter's... All-MAAC Rookie Team as a freshman; 6.8 points, 4.9 rebounds...Sophomore season; 15.9 points, 6.3 rebs, 45.5% FGs, 30.8% 3FGs, All-MAAC First Team... Didn't attempt a 3FG as fresh-

HIGHS	SEASON	CAREER	CONF. GAME	CONF. TOUR/POST
MINUTES	41, at Miss. St 11/28/25	42 (WS), Memphis 2/16/25	42 (WS), Memphis 2/16/25	37 (SP), vs Fairfield 3/16/24
FG	8, Radford 11/24/25	10(SP),at Mt St Mary's 2/23/24	10(SP),at Mt St Mary's 2/23/24	9 (SP), vs Fairfield 3/16/24
				9 (WS), at Okla. St. 3/18/25
FGA	13, Radford 11/24/25	25 (WS),East Carolina 1/18/25	25 (WS),East Carolina 1/18/25	16 (WS), vs USF 3/13/25
				16 (WS), at Okla. St. 3/18/25
3FG	5, [12/12] N. Carolina 1/3/26	5, [12/12] N. Carolina 1/3/26	5, [12/12] N. Carolina 1/3/26	4 (WS), vs USF 3/13/25
3FGA	7, Radford 11/24/25	7 (SP), Siena 2/16/24	7 (SP), Siena 2/16/24	6 (WS), vs USF 3/13/25
	7, [12/12] N. Carolina 1/3/26	7, Radford 11/24/25	7, [12/12] N. Carolina 1/3/26	
		7, [12/12] N. Carolina 1/3/26		
FT	7, A&M-Corpus Christi 11/6/25	11 (SP), Iona 1/5/24	11 (SP), Iona 1/5/24	6 (SP), vs Fairfield 3/16/24
	7, Murray State 11/11/25			
FTA	8, Murray State 11/11/25	13 (SP), vs Fairfield 3/16/24	12 (SP), Iona 1/5/24	13 (SP), vs Fairfield 3/16/24
	8, at Miss. St 11/28/25			
REBOUNDS	12, Radford 11/24/25	18 (WS),East Carolina 1/18/25	18 (WS),East Carolina 1/18/25	11 (WS), at Okla. St. 3/18/25
ASSISTS	2, at Miss. St 11/28/25	2, 11 times	2, 7 times	2 (SP), v Quinnipiac 3/15/24
	2, at 17/16 Vanderbilt 12/3/25			
	2, [12/12] N. Carolina 1/3/26			
BLOCKS	3, Radford 11/24/25	4 (SP), vs Fairfield 3/16/24	3 (WS), at North Texas 3/3/25	4 (SP), vs Fairfield 3/16/24
STEALS	4, Arkansas St 11/21/25	5 (WS), USF 1/6/25	5 (WS), USF 1/6/25	2 (SP), v Tennessee 3/21/24
				2 (WS), at Okla. St. 3/18/25
POINTS	23, [12/12] N. Carolina 1/3/26	29 (SP), Siena 2/16/24	29 (SP), Siena 2/16/24	24 (SP), vs Fairfield 3/16/24
DOUBLE-DOUBLES				
1 - (SP), NJIT 11/11/23 (23 pts, 10 rebs)				
3 - (SP), at Iona 2/18/24 (18 pts, 10 rebs)				
5 - (WS), ETSU 12/7/24 (17 pts, 13 rebs)				
7 - (WS), USF 1/6/25 (15 pts, 11 rebs)				
9 - (WS), at Charlotte 2/4/25 (21 pts, 10 rebs)				
11 - (WS), Memphis 2/16/25 (18 pts, 15 rebs)				
13 - (WS), at Oklahoma St 3/18/25 (21 pts, 11 rebs)				
15 - Radford 11/24/25 (21 pts, 12 rebs)				
2 - (SP), Kean 12/22/23 (26 pts, 10 rebs)				
4 - (SP), at Rider 3/7/24 (22 pts, 12 rebs)				
6 - (WS), Kansas State 12/21/24 (18 pts, 10 rebs)				
8 - (WS), East Carolina 1/18/25 (19 pts, 18 rebs)				
10 - (WS), UTSA 2/12/25 (17 pts, 12 rebs)				
12 - (WS), UAB 2/27/25 (24 pts, 11 rebs)				
14 - Murray State 11/11/25 (17 pts, 11 rebs)				
16 - at Mississippi State 11/28/25 (12 pts, 10 rebs)				

man, as a sophomore went 24-78... 24 pts, 9 rebs, 4 blks in MAAC tournament final game, MVP honors.... 10 games of 20+ points, career-high 29 points vs. Siena 2/16... After his career night vs. Siena, named the MAAC Player of the Week... 4 dbl-dbls, started all but 3 games in 2023-24... All-Met 2nd Team by Metropolitan BWA.

Personal: Son of Corey Sr. and LaQuinta Washington... He has two sisters Kimorah and Jasmine, and one brother Jordan.

2025-26 GAME-BY-GAME STATISTICS

Opponent	Date	GS	Min	FG	FGA	Pct	3FG	FGA	Pct	FT	FTA	Pct	Off	Def	Tot	Avg	PF	FO	A	TO	Blk	Stl	Pts	Avg	
TARLETON ST.	11/03/25	*	33	7	9	.778	1	3	.333	1	1	1.000	2	2	4	4.0	2	0	1	2	0	2	16	16.0	
A&M-CORPUS CHRISTI	11/06/25	*	29	3	8	.375	0	2	.000	7	7	1.000	3	5	8	6.0	2	0	1	3	1	0	13	14.5	
MURRAY ST.	11/11/25	*	30	5	9	.556	0	1	.000	7	8	.875	4	7	11	7.7	4	0	1	0	0	1	17	15.3	
BUTLER	11/15/25	*	28	2	4	.500	1	1	1.000	3	4	.750	1	5	6	7.3	3	0	1	0	0	2	8	13.5	
ARK.-PINE BLUFF	11/18/25	*	22	5	7	.714	1	2	.500	4	4	1.000	0	4	4	6.6	1	0	0	2	1	1	15	13.8	
ARKANSAS ST.	11/21/25	*	31	5	8	.625	2	3	.667	1	1	1.000	4	2	6	6.5	1	0	1	0	0	4	13	13.7	
RADFORD	11/24/25	*	32	8	13	.615	3	7	.429	2	4	.500	5	7	12	7.3	3	0	0	4	3	2	21	14.7	
at Mississippi St.	11/28/25	*	41	3	9	.333	0	5	.000	6	8	.750	5	5	10	7.6	4	0	2	2	0	0	12	14.4	
at Vanderbilt	12/03/25	*	29	1	3	.333	0	0	.000	4	4	1.000	2	2	4	7.2	5	1	2	1	0	1	6	13.4	
vs Texas A&M	12/07/25	*	36	5	9	.556	1	3	.333	3	3	1.000	2	1	3	6.8	3	0	0	1	1	1	14	13.5	
vs LSU	12/13/25	*	23	2	6	.333	1	2	.500	2	3	.667	2	2	4	6.5	5	1	0	2	0	0	7	12.9	
CENTRAL ARK.	12/21/25	*	23	1	5	.200	0	3	.000	2	2	1.000	0	0	0	6.0	1	0	0	3	1	1	4	12.2	
CAL ST. FULLERTON	12/28/25	*	18	5	9	.556	3	4	.750	2	2	1.000	1	2	3	5.8	2	0	0	2	0	0	15	12.4	
NORTH CAROLINA	01/03/26	*	30	7	10	.700	5	7	.714	4	7	.571	2	4	6	5.8	4	0	2	0	1	0	23	13.1	
Totals			14	405	59	109	.541	18	43	.419	48	58	.828	33	48	81	5.8	40	2	11	22	8	15	184	13.1

Games played: 14
Minutes/game: 28.9
Points/game: 13.1
FG Pct: 54.1
3FG Pct: 41.9
FT Pct: 82.8

Rebounds/game: 5.8
Assists/game: 0.8
Turnovers/game: 1.6
Assist/turnover ratio: 0.5
Steals/game: 1.1
Blocks/game: 0.6

CAREER STATISTICS

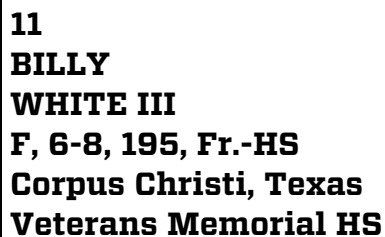
Year	GP	GS	Min	Avg	FG	FGA	Pct	3FG	FGA	Pct	FT	FTA	Pct	Off	Def	Tot	Avg	PF	FO	Ast	TO	Blk	Stl	Pts	Avg
2022-23	28	24	564	20.1	77	109	.706	0	0	.000	36	60	.600	57	81	138	4.9	81	4	8	26	26	17	190	6.8
2023-24	26	23	741	28.5	137	301	.455	24	78	.308	116	150	.773	51	114	165	6.3	71	1	13	29	20	32	414	15.9
2024-25	34	33	911	26.8	160	357	.448	26	75	.347	120	173	.694	90	166	256	7.5	89	3	18	55	26	34	466	13.7
2025-26	14	14	405	28.9	59	109	.541	18	43	.419	48	58	.828	33	48	81	5.8	40	2	11	22	8	15	184	13.1
All*	102	94	2621	25.7	433	876	.494	68	196	.347	320	441	.726	231	409	640	6.3	281	10	50	132	80	98	1254	12.3

* Statistics from prior team/school

COREY WASHINGTON - 3

SMU Season FT Percentage (84.0%+) (Since 1953-54) (Min. 40 Made)

—	91.6	Boopie Miller (Sr.), 2025-26 (87-95)
1	90.0	Eric Longino (Jr.), 1987-88 (45-50)
	90.0	Robert Nyakundi (Jr.), 2010-11 (72-80)
3	88.9	Nic Moore (Jr.), 2014-15 (104-117)
4	88.5	Mark Davis (Fr.), 1976-77 (46-52)
5	88.2	Chad Allen (Fr.), 1990-91 (45-51)
6	87.3	Todd Alexander (Jr.), 1987-88 (103-118)
7	87.1	Eric Longino (Sr.), 1988-89 (54-62)
8	86.8	Kendric Davis (Sr.), 2021-22 (177-204)
9	86.7	Charles Beasley (Jr.), 1965-66 (137-158)
10	86.4	Art Barnes (Sr.), 1954-55 (89-103)
11	85.7	Sterling Brown (Jr.), 2015-16 (54-63)
12	85.4	Kendric Davis (So.), 2019-20 (88-103)
13	84.9	Jan Loudermilk (Sr.), 1961-62 (203-239)
14	84.8	James Thompson (Sr.), 1962-63 (134-158)
15	84.7	Larry Delzell (Sr.), 1971-72 (100-118)
	84.7	Skae Milton (Jr.), 2017-18 (94-111)
17	84.6	Stephen Woods (Fr.), 1996-97 (55-65)
18	84.6	Larry Showalter (So.), 1954-55 (55-65)
19	84.5	Gene Phillips (Sr.), 1970-71 (213-252)
20	84.4	Charles Beasley (Sr.), 1966-67 (54-64)
21	84.0	Billy Allen (So.), 1979-80 (110-131)
—	82.8	Corey Washington (Sr.), 2025-26 (48-58)



Prep: Four-star prospect from St. Francis Episcopal in Houston... Ranked No. 62 by ESPN, No. 57 by On3 and No. 58 by 247 Sports... As a senior, averaged 13.3 points, 7.1 rebounds, 2.4 blocks, 2.2 assists and 1.4 steals as St. Francis Episcopal went 29-8 and won the TAPPS 4A State Championship...In the summer of 2024, Walls averaged 6.8 points, 3.7 rebounds and 1.3 assists in 21.4 minutes in 15 games for JLB Elite in the Nike EYBL... As a junior at St. Francis Episcopal, he averaged 13.6 points, 8.7 rebounds, 2.3 blocks, 2.0 assists and 1.2 steals... Part of SMU's 2025 high school signing class ranked as high as No. 4 nationally and overall signing class ranked as high as No. 15 nationally, both program bests.

HIGHS	SEASON	CAREER	CONF. GAME	CONF. TOUR./POST
MINUTES				
FG				
FGA				
3FG				
3FGA				
FT				
FTA				
REBOUNDS				
ASSISTS				
BLOCKS				
STEALS				
POINTS				

[illegible]



24
SAMET
YİĞİTOĞLU
C, 7-2, 265, Fr.-HS
Istanbul, Türkiye

2025-26 (Sophomore): Had 14 points (7-7 FGs), 11 rebounds and career-high 5 assists vs Central Arkansas 12/21... Tied career highs of 13 rebounds and 3 assists along with 5 points and 2 blocks in overtime win at Mississippi State 11/28... Had 14 points, 6 rebounds, 2 steals and a block in the 87-85 win vs Butler 11/15... Added 12 points, 10 rebounds, 2 assists, 2 blocks and a steal in the win vs A&M-Corpus Christi 11/6... Had 12 points, 8 rebounds, 3 assists and 3 blocks in season-opening win vs Tarleton St 11/3.

2024-25 (Freshman): Played/started 32 of 35 games... 10.0 pts (51st ACC), 6.2 rebs (17th ACC), 1.0 blk (15th ACC), 53.5% FG, 3 double-doubles (21st ACC)... **GAME HIGHLIGHTS:** 12 pts, 9 rebs, 2 asts, 2 stls, blk in NIT 2nd round vs Okla. St 3/23... 17 pts, 10 rebs, 3 asts, stl, blk vs Pitt 2/11... 17 pts, 7 rebs, 2 stls, blk vs Stanford 2/1... Game-high 20 pts (8-13 FGs, 4-4 FTs, all FTs in last 2 minutes), 7 rebs, ast, blk at NC State 1/25... 15 pts (6-7 FG, 3-4 FT), 5 rebs, 2 asts at Miami 1/18... 10 pts (5-6 FGs), 6 rebs, stl, blk at Virginia 1/15... 7 pts, 9 rebs, 3 stls, 2 blks, ast vs Georgia Tech 1/11... 16 pts (7-8 FG), 16 rebs in ACC-opening win vs Virginia 12/7...First double-double with 12 pts (6-9 FGs), 11 rebs in Acrisure Holiday Invitational Championship vs Washington St 11/27... **SMU SEASON RECORDS:** 53.5% (123-230) on FGs (4th-best for a freshman). **Prior to SMU:** 13.3 pts, 10.3 rebs, 1.0 blks, 82.6% FGs in 4 games with Sigortam Istanbul in Turkey in 2023-24... Sigortam tied for first at 28-6 in the Turkish second division...Played for Turkey in 2023 FIBA U20 European Championship in Greece, 12.7 pts, 8.6 rebs, 66.0% FGs (33-50)... 3 seasons for Besiktas S.J. of Turkey's first division; 2023-24 averaged 3.1 pts, 2.1 rebs, 65.4% FGs in 56 games (Turkish League, Turkish Cup, Euroleague, VTB Supercup); 2022-23 averaged 2.3 points, 2.6 rebs, 55.6% FGs in 15

HIGHS	SEASON	CAREER	CONF. GAME	CONF. TOUR/POST
MINUTES	35, at Miss. St 11/28/25	35, at Miss. St 11/28/25	31, Virginia 12/7/24	28,v10/10 Clemson 3/13/25
FG	7, Butler 11/15/25 7, Arkansas St 11/21/25 7, at 17/16 Vanderbilt 12/3/25 7, Central Ark. 12/21/25	8, at NC State 1/25/25	8, at NC State 1/25/25	5, Oklahoma St 3/23/25
FGA	12, Murray State 11/11/25	13, [4/4] Duke 1/4/25 13, at NC State 1/25/25	13, [4/4] Duke 1/4/25 13, at NC State 1/25/25	11, Oklahoma St 3/23/25
3FG		1, Stanford 2/1/25	1, Stanford 2/1/25	
3FGA		2, Stanford 2/1/25	2, Stanford 2/1/25	1, UNI 3/19/25
FT	8, Tarleton St 11/3/25	6, Mississippi St 11/22/24	4, Stanford 2/1/25	3, UNI 3/19/25
FTA	13, Tarleton St 11/3/25	10, Mississippi St 11/22/24	7, Syracuse 3/4/25	9, Oklahoma St 3/23/25
REBOUNDS	13, at Miss. St 11/28/25	13, [4/4] Duke 1/4/25 13, at Miss. St 11/28/25	13, [4/4] Duke 1/4/25	6,v10/10 Clemson 3/13/25 6, UNI 3/19/25
ASSISTS	5, Central Ark. 12/21/25	5, Central Ark. 12/21/25	3, [25/rv] Louisville 1/21/25 3, Pitt 2/11/25	2, Oklahoma St 3/23/25
BLOCKS	4, Cal St Fullerton 12/28/25	4, [25/rv] Louisville 1/21/25 4, Cal St Fullerton 12/28/25	4, [25/rv] Louisville 1/21/25	3,v10/10 Clemson 3/13/25
STEALS	2, Murray State 11/11/25 2, Butler 11/15/25 2, Arkansas St 11/21/25	4, Syracuse 3/4/25	4, Syracuse 3/4/25	2, Oklahoma St 3/23/25
POINTS	16, at 17/16 Vanderbilt 12/3/25	20, at NC State 1/25/25	20, at NC State 1/25/25	12, Oklahoma St 3/23/25
DOUBLE-DOUBLES				
1 - vs Wash. St 11/27/24 (12 pts, 11 rebs)			2 - [4/4] Duke 1/4/25 (10 pts, 13 rebs)	
3 - Pitt 2/11/25 (17 pts, 10 rebs)			4 - A&M-Corpus Christi 11/6/25 (12 pts, 10 rebs)	
5 - vs [rv/rv] LSU 12/13/25 (10 pts, 10 rebs)			6 - Central Arkansas 12/21/25 (14 pts, 11 rebs)	
7 - Cal St Fullerton 12/28/25 (11 pts, 12 rebs)				

games; 2021-22 averaged 1.6 pts, 2.4 rebs, 50.0% FGs in 5 games in debut season... Also played for MZT Skopje in the North Macedonia Superleague and Adriatic League in 2022-23, averaging 6.4 pts, 5.6 rebs, 55.5% FGs in 25 games... In 2021-22, he was selected to play for Next Generation Team Belgrade (9 points, 11.8 rebounds in 4 games) and U18 Next Generation Select (7.1 points, 8.5 rebounds in 4 games).

2025-26 GAME-BY-GAME STATISTICS

Opponent	Date	GS	Min	FG	FGA	Pct	3FG	FGA	Pct	FT	FTA	Pct	Off	Def	Tot	Avg	PF	FO	A	TO	Blk	Stl	Pts	Avg	
TARLETON ST.	11/03/25	*	34	2	4	.500	0	0	.000	8	13	.615	3	5	8	8.0	2	0	3	0	3	0	12	12.0	
A&M-CORPUS CHRISTI	11/06/25	*	32	4	8	.500	0	0	.000	4	5	.800	4	6	10	9.0	3	0	2	2	2	1	12	12.0	
MURRAY ST.	11/11/25	*	32	5	12	.417	0	0	.000	1	2	.500	5	3	8	8.7	3	0	1	1	0	2	11	11.7	
BUTLER	11/15/25	*	29	7	11	.636	0	0	.000	0	0	.000	3	3	6	8.0	4	0	0	3	1	2	14	12.3	
ARK.-PINE BLUFF	11/18/25	*	21	4	6	.667	0	0	.000	3	4	.750	2	5	7	7.8	3	0	1	2	0	0	11	12.0	
ARKANSAS ST.	11/21/25	*	26	7	10	.700	0	0	.000	0	2	.000	2	3	5	7.3	3	0	1	2	2	2	14	12.3	
RADFORD	11/24/25	*	25	2	4	.500	0	0	.000	4	8	.500	2	8	10	7.7	3	0	1	3	2	0	8	11.7	
at Mississippi St.	11/28/25	*	35	2	2	1.000	0	0	.000	1	3	.333	5	8	13	8.4	3	0	3	1	2	0	5	10.9	
at Vanderbilt	12/03/25	*	34	7	10	.700	0	0	.000	2	4	.500	2	6	8	8.3	2	0	0	1	0	0	16	11.4	
vs Texas A&M	12/07/25	*	25	6	8	.750	0	0	.000	0	0	.000	3	5	8	8.3	5	1	1	0	2	1	12	11.5	
vs LSU	12/13/25	*	27	4	8	.500	0	0	.000	2	5	.400	8	2	10	8.5	1	0	0	2	0	0	10	11.4	
CENTRAL ARK.	12/21/25	*	29	7	7	1.000	0	0	.000	0	1	.000	3	8	11	8.7	2	0	5	0	2	0	14	11.6	
CAL ST. FULLERTON	12/28/25	*	25	5	7	.714	0	0	.000	1	3	.333	4	8	12	8.9	3	0	0	2	4	0	11	11.5	
NORTH CAROLINA	01/03/26	*	26	2	6	.333	0	0	.000	0	0	.000	1	4	5	8.6	4	0	3	1	2	0	4	11.0	
Totals			14	400	64	103	.621	0	0	.000	26	50	.520	47	74	121	8.6	41	1	21	20	22	8	154	11.0

Games played: 14
Minutes/game: 28.6
Points/game: 11.0
FG Pct: 62.1
FT Pct: 52.0

Rebounds/game: 8.6
Assists/game: 1.5
Turnovers/game: 1.4
Assist/turnover ratio: 1.1
Steals/game: 0.6
Blocks/game: 1.6

CAREER STATISTICS

Year	GP	GS	Min	Avg	FG	FGA	Pct	3FG	FGA	Pct	FT	FTA	Pct	Off	Def	Tot	Avg	PF	FO	Ast	TO	Blk	Stl	Pts	Avg
2024-25	32	32	783	24.5	123	230	.535	1	5	.200	74	135	.561	77	122	199	6.2	100	2	33	50	33	22	321	10.0
2025-26	14	14	400	28.6	64	103	.621	0	0	.000	26	50	.520	47	74	121	8.6	41	1	21	20	22	8	154	11.0
TOTAL	46	46	1183	25.7	187	333	.562	1	5	.200	100	182	.549	124	196	320	7.0	141	3	54	70	55	30	475	10.3

SAMET YİĞİTOĞLU - 24

SMU Best Season FG Pct by a Freshman		
1	61.3	Ben Moore, 2013-14 (84-137)
2	57.2	Ira Terrell, 1972-73 (219-383)
3	55.4	Feron Hunt, 2018-19 (98-177)
4	53.5	Samet Yigitoglu, 2024-25 (123-230)
5	51.7	David Piehler, 1979-80 (163-315)
6	51.4	Jeff Swanson, 1974-75 (125-243)

SMU Career Rebound Avg. - 7.0+ (min. 35 games)		
1	13.5	Ira Terrell (80), 1972-76
2	10.2	Jim Krebs (82), 1954-57
3	9.7	Bobby James (49), 1957-59
4	9.6	Brad Branson (54), 1978-80
	9.6	Joel Krog (78), 1953-56
6	9.5	Jon Koncak (123), 1981-85
7	9.2	Carroll Hooser (75), 1963-66
8	9.0	Lynn Phillips (74), 1966-69
	9.0	Sammy Hervey (37), 1972-74
10	8.8	Jan Loudermilk (70), 1959-62
11	8.6	Steve Strange (72), 1958-61
12	8.3	Jeryl Sasser (117), 1997-01
13	7.8	Bill Voight (74), 1966-69
14	7.5	Wilbur Marsh (73), 1957-60
	7.5	Gene Phillips (74), 1968-71
16	7.3	Larry Davis (122), 1981-85
	7.3	Papa Dia (911/124), 2007-11
18	7.2	Willie Davis (109), 1997-01
	7.2	Jeff Swanson (109), 1974-78
	7.2	Samuell Williamson (65), 2022-24
21	7.1	Gene Elmore (69), 1961-64
22	7.0	Bob Begert (77), 1964-67
—	7.0	Samet Yigitoglu, 2024-

SMU Career Blocked Shots Avg. - 1.0+ (min. 35 games) (Blocks/GP)		
1	2.4	Bamba Fall (245/103), 2005-09
2	2.3	Reggie Franklin (55), 1977-79
	2.3	Jon Koncak (123), 1981-85
4	2.1	Ira Terrell (80), 1972-76
5	1.4	Brad Branson (54), 1978-80
6	1.3	Patrick Simpson (114), 2001-05
7	1.2	Papa Dia (143/124), 2007-11
—	1.2	Samet Yigitoglu (39/36), 2024-
8	1.1	Markus Kennedy (97/89), 2013-16
9	1.0	Cannen Cunningham (131/134), 2011-15

SMU Career Blocked Shots		
1	278	Jon Koncak, 1981-85
2	245	Bamba Fall, 2005-09
3	169	Ira Terrell, 1972-76
4	151	Patrick Simpson, 2001-05
5	143	Papa Dia, 2007-11
6	131	Cannen Cunningham (134), 2011-15
7	129	Reggie Franklin, 1977-79
8	125	Ben Moore (135), 2013-17
9	97	Markus Kennedy (89), 2013-16
10	88	James Gatewood, 1990-94
11	81	Quinton Ross, 1999-03
12	78	Brad Branson, 1978-80
13	70	Donatas Rackauskas, 2002-06
	70	Jarrey Foster, 2015-19
	63	Ethan Chargois (108), 2017-21
16	69	Bobby Dimson, 1994-98
17	67	Thines Robinson II, 1974-78
	67	Jeryl Sasser, 1997-01
	67	Feron Hunt (78), 2019-21
20	65	Glenn Puddy, 1984-86, 87-89
—	55	Samet Yigitoglu, 2024-

Games as Category Leader

Overall/Career (at SMU only)

[illegible]

SMU - INDIVIDUAL GAME HIGHS

Points	35	PIERRE JR., Jaron vs Texas A&M (12/07/25)
	28	MILLER, Boopie at Mississippi St. (11/28/25)
	28	MILLER, Boopie vs Murray St. (11/11/25)
	27	MILLER, Boopie vs North Carolina (01/03/26)
	25	MILLER, Boopie vs Radford (11/24/25)
Field Goals Made	13	PIERRE JR., Jaron vs Texas A&M (12/07/25)
	11	PIERRE JR., Jaron at Mississippi St. (11/28/25)
Field Goal Att.	21	PIERRE JR., Jaron vs Texas A&M (12/07/25)
	21	PIERRE JR., Jaron at Mississippi St. (11/28/25)
FG Pct (min 5 made)	1.000 (7-7)	YIGITOGU, Samet vs Central Ark. (12/21/25)
	.833 (5-6)	HOLMES, Mitchell vs Butler (11/15/25)
3-Point FG Made	5	WASHINGTON, Corey vs North Carolina (01/03/26)
	5	MILLER, Boopie at Mississippi St. (11/28/25)
3-Point FG Att.	10	PIERRE JR., Jaron vs Central Ark. (12/21/25)
	9	MILLER, Boopie at Mississippi St. (11/28/25)
3-Pt FG Pct (min 2 made)	1.000 (3-3)	PIERRE JR., Jaron vs Tarleton St. (11/03/25)
	.750 (3-4)	WASHINGTON, Corey vs Cal St. Fullerton (12/28/25)
	.750 (3-4)	O'NEAL JR., Jemaine vs Cal St. Fullerton (12/28/25)
	.750 (3-4)	MILLER, Boopie vs LSU (12/13/25)
	.750 (3-4)	MILLER, Boopie vs Radford (11/24/25)
Free Throws Made	12	MILLER, Boopie vs Radford (11/24/25)
	11	MILLER, Boopie vs Tarleton St. (11/03/25)
Free Throw Att.	13	YIGITOGU, Samet vs Tarleton St. (11/03/25)
	12	MILLER, Boopie vs Radford (11/24/25)
	12	MILLER, Boopie vs A&M-Corpus Christi (11/06/25)
FT Pct (min 3 made)	1.000 (12-12)	MILLER, Boopie vs Radford (11/24/25)
	1.000 (11-11)	MILLER, Boopie vs Tarleton St. (11/03/25)
	1.000 (10-10)	MILLER, Boopie vs Texas A&M (12/07/25)
	1.000 (7-7)	WASHINGTON, Corey vs A&M-Corpus Christi (11/06/25)
	1.000 (6-6)	PIERRE JR., Jaron vs Texas A&M (12/07/25)
	1.000 (5-5)	MILLER, Boopie at Mississippi St. (11/28/25)
	1.000 (5-5)	MILLER, Boopie vs Ark.-Pine Bluff (11/18/25)
	1.000 (4-4)	MILLER, Boopie vs Cal St. Fullerton (12/28/25)
	1.000 (4-4)	WASHINGTON, Corey at Vanderbilt (12/03/25)
	1.000 (4-4)	WASHINGTON, Corey vs Ark.-Pine Bluff (11/18/25)
	1.000 (3-3)	WASHINGTON, Corey vs Texas A&M (12/07/25)
	1.000 (3-3)	PIERRE JR., Jaron vs Radford (11/24/25)
Rebounds	13	YIGITOGU, Samet at Mississippi St. (11/28/25)
	13	PIERRE JR., Jaron vs Radford (11/24/25)
Assists	13	EDWARDS, B.J. vs Arkansas St. (11/21/25)
	12	MILLER, Boopie vs North Carolina (01/03/26)
	12	MILLER, Boopie vs Cal St. Fullerton (12/28/25)
	12	MILLER, Boopie vs Butler (11/15/25)
Steals	10	EDWARDS, B.J. vs Arkansas St. (11/21/25)
	7	MILLER, Boopie vs Arkansas St. (11/21/25)
Blocked Shots	4	YIGITOGU, Samet vs Cal St. Fullerton (12/28/25)
	4	WALLS, Nigel vs Ark.-Pine Bluff (11/18/25)
Turnovers	7	MILLER, Boopie vs Butler (11/15/25)
	5	MILLER, Boopie vs Texas A&M (12/07/25)
	5	MILLER, Boopie at Vanderbilt (12/03/25)
Fouls	5	WASHINGTON, Corey vs LSU (12/13/25)
	5	YIGITOGU, Samet vs Texas A&M (12/07/25)
	5	WASHINGTON, Corey at Vanderbilt (12/03/25)
	5	MILLER, Boopie vs Butler (11/15/25)
	5	PIERRE JR., Jaron vs Murray St. (11/11/25)
	5	WALTERS, Sam vs Tarleton St. (11/03/25)

OPPONENT INDIVIDUAL GAME HIGHS

Points	28	Ty Robinson vs Central Ark. (12/21/25)
	26	Tyler Tanner at Vanderbilt (12/03/25)
	26	Javon Jackson vs Murray St. (11/11/25)
	25	Marcus Hill vs Texas A&M (12/07/25)
	23	Marquel Sutton vs LSU (12/13/25)
	23	Dior Johnson vs Tarleton St. (11/03/25)
Field Goals Made	11	Ty Robinson vs Central Ark. (12/21/25)
	10	Tyler Tanner at Vanderbilt (12/03/25)
Field Goal Att.	19	Josh Hubbard at Mississippi St. (11/28/25)
	17	Ty Robinson vs Central Ark. (12/21/25)
	17	Jayden Epps at Mississippi St. (11/28/25)
FG Pct (min 5 made)	.889 (8-9)	Max Mackinnon vs LSU (12/13/25)
	.857 (6-7)	Devin McGlockton at Vanderbilt (12/03/25)
3-Point FG Made	6	Max Mackinnon vs LSU (12/13/25)
	5	Finley Bizjack vs Butler (11/15/25)
3-Point FG Att.	11	Jaylon Johnson vs Radford (11/24/25)
	10	Alex Mirhosseini vs Ark.-Pine Bluff (11/18/25)
3-Pt FG Pct (min 2 made)	1.000 (3-3)	Kiwane Garriss Jr vs Cal St. Fullerton (12/28/25)
	1.000 (2-2)	Kaia Isaac vs Tarleton St. (11/03/25)
Free Throws Made	13	Freddy Hicks vs Tarleton St. (11/03/25)
	8	Marcus Hill vs Texas A&M (12/07/25)
	8	Javon Jackson vs Murray St. (11/11/25)
	8	Dior Johnson vs Tarleton St. (11/03/25)
Free Throw Att.	15	Marcus Hill vs Texas A&M (12/07/25)
	15	Freddy Hicks vs Tarleton St. (11/03/25)
FT Pct (min 3 made)	1.000 (8-8)	Javon Jackson vs Murray St. (11/11/25)
	1.000 (8-8)	Dior Johnson vs Tarleton St. (11/03/25)
	1.000 (6-6)	Marquel Sutton vs LSU (12/13/25)
	1.000 (5-5)	Josh Hubbard at Mississippi St. (11/28/25)
	1.000 (5-5)	Dennis Parker, Jr. vs Radford (11/24/25)
	1.000 (5-5)	Kam Parker vs A&M-Corpus Christi (11/06/25)
	1.000 (4-4)	Henri Veessaar vs North Carolina (01/03/26)
	1.000 (4-4)	Dedan Thomas Jr. vs LSU (12/13/25)
	1.000 (4-4)	Tyler Tanner at Vanderbilt (12/03/25)
	1.000 (4-4)	Quincy Ballard at Mississippi St. (11/28/25)
	1.000 (4-4)	Trevon Payton vs Ark.-Pine Bluff (11/18/25)
Rebounds	17	Sheldon Williams vs A&M-Corpus Christi (11/06/25)
	12	Marquel Sutton vs LSU (12/13/25)
	12	Achor Achor at Mississippi St. (11/28/25)
Assists	12	Dedan Thomas Jr. vs LSU (12/13/25)
	7	Josh Ward vs Cal St. Fullerton (12/28/25)
Steals	4	Josh Ward vs Cal St. Fullerton (12/28/25)
	4	Jayden Epps at Mississippi St. (11/28/25)
Blocked Shots	4	Jalen Washington at Vanderbilt (12/03/25)
	3	DA Houston vs A&M-Corpus Christi (11/06/25)
Turnovers	7	Quion Williams vs Ark.-Pine Bluff (11/18/25)
	6	Christian Harmon vs Arkansas St. (11/21/25)
Fouls	5	Robert Miller III vs LSU (12/13/25)
	5	Marcus Hill vs Texas A&M (12/07/25)
	5	AK Okereke at Vanderbilt (12/03/25)
	5	Jaquan Scott vs Ark.-Pine Bluff (11/18/25)
	5	Mason Miller vs Murray St. (11/11/25)
	5	Chris Mpaka vs Tarleton St. (11/03/25)
	5	Freddy Hicks vs Tarleton St. (11/03/25)
	5	Kaia Isaac vs Tarleton St. (11/03/25)

SMU - TEAM GAME HIGHS

POINTS	110	CAL ST. FULLERTON (12/28/25)
	106	ARK.-PINE BLUFF (11/18/25)
	102	MURRAY ST. (11/11/25)
	100	ARKANSAS ST. (11/21/25)
	99	CENTRAL ARK. (12/21/25)
FIELD GOALS MADE	41	CAL ST. FULLERTON (12/28/25)
	41	ARKANSAS ST. (11/21/25)
FIELD GOAL ATTEMPTS	77	CAL ST. FULLERTON (12/28/25)
	75	ARKANSAS ST. (11/21/25)
FIELD GOAL PERCENTAGE	.600 (36-60)	NORTH CAROLINA (01/03/26)
	.588 (40-68)	CENTRAL ARK. (12/21/25)
3 PT FIELD GOALS MADE	14	NORTH CAROLINA (01/03/26)
	14	CAL ST. FULLERTON (12/28/25)
3 PT FG ATTEMPTS	33	CENTRAL ARK. (12/21/25)
	31	CAL ST. FULLERTON (12/28/25)
3 PT FG PERCENTAGE	.519 (14-27)	NORTH CAROLINA (01/03/26)
	.452 (14-31)	CAL ST. FULLERTON (12/28/25)
FREE THROWS MADE	33	TARLETON ST. (11/03/25)
	26	vs Texas A&M (12/07/25)
FREE THROW ATTEMPTS	42	TARLETON ST. (11/03/25)
	32	RADFORD (11/24/25)
FREE THROW PERCENTAGE	.929 (26-28)	vs Texas A&M (12/07/25)
	.833 (25-30)	MURRAY ST. (11/11/25)
REBOUNDS	50	at Mississippi St. (11/28/25)
	50	RADFORD (11/24/25)
ASSISTS	30	CAL ST. FULLERTON (12/28/25)
	29	ARKANSAS ST. (11/21/25)
STEALS	26	ARKANSAS ST. (11/21/25)
	12	BUTLER (11/15/25)
BLOCKED SHOTS	7	CAL ST. FULLERTON (12/28/25)
	6	RADFORD (11/24/25)
	6	ARK.-PINE BLUFF (11/18/25)
TURNOVERS	16	RADFORD (11/24/25)
	16	BUTLER (11/15/25)
FOULS	26	vs Texas A&M (12/07/25)
	24	TARLETON ST. (11/03/25)

SMU - GAME LOWS

POINTS	69	A&M-CORPUS CHRISTI (11/06/25)
	69	at Vanderbilt (12/03/25)
	77	vs LSU (12/13/25)
	87	BUTLER (11/15/25)
	87	at Mississippi St. (11/28/25)
FIELD GOALS MADE	21	A&M-CORPUS CHRISTI (11/06/25)
	25	at Vanderbilt (12/03/25)
FIELD GOAL ATTEMPTS	50	TARLETON ST. (11/03/25)
	59	A&M-CORPUS CHRISTI (11/06/25)
	59	RADFORD (11/24/25)
FIELD GOAL PERCENTAGE	.356 (21-59)	A&M-CORPUS CHRISTI (11/06/25)
	.417 (25-60)	at Vanderbilt (12/03/25)
3 PT FIELD GOALS MADE	2	at Vanderbilt (12/03/25)
	4	A&M-CORPUS CHRISTI (11/06/25)
	4	BUTLER (11/15/25)
3 PT FG ATTEMPTS	13	BUTLER (11/15/25)
	16	A&M-CORPUS CHRISTI (11/06/25)
	16	MURRAY ST. (11/11/25)
3 PT FG PERCENTAGE	.118 (2-17)	at Vanderbilt (12/03/25)
	.227 (5-22)	vs Texas A&M (12/07/25)
FREE THROWS MADE	8	CENTRAL ARK. (12/21/25)
	10	ARKANSAS ST. (11/21/25)
	10	vs LSU (12/13/25)
FREE THROW ATTEMPTS	10	CENTRAL ARK. (12/21/25)
	15	BUTLER (11/15/25)
FREE THROW PERCENTAGE	.588 (10-17)	vs LSU (12/13/25)
	.625 (10-16)	ARKANSAS ST. (11/21/25)
REBOUNDS	29	vs LSU (12/13/25)
	29	NORTH CAROLINA (01/03/26)
ASSISTS	10	vs LSU (12/13/25)
	12	at Vanderbilt (12/03/25)
STEALS	2	at Vanderbilt (12/03/25)
	3	at Mississippi St. (11/28/25)
BLOCKED SHOTS	0	at Vanderbilt (12/03/25)
	1	vs LSU (12/13/25)
TURNOVERS	7	NORTH CAROLINA (01/03/26)
	8	ARKANSAS ST. (11/21/25)
FOULS	13	ARK.-PINE BLUFF (11/18/25)
	14	A&M-CORPUS CHRISTI (11/06/25)
	14	at Vanderbilt (12/03/25)

Opponent - GAME HIGHS

POINTS	91	MURRAY ST. (11/11/25)
	89	vs LSU (12/13/25)
	88	at Vanderbilt (12/03/25)
	85	BUTLER (11/15/25)
	83	NORTH CAROLINA (01/03/26)
FIELD GOALS MADE	36	vs LSU (12/13/25)
	36	at Vanderbilt (12/03/25)
FIELD GOAL ATTEMPTS	71	vs Texas A&M (12/07/25)
	70	at Mississippi St. (11/28/25)
FIELD GOAL PERCENTAGE	.621 (36-58)	vs LSU (12/13/25)
	.571 (36-63)	at Vanderbilt (12/03/25)
3 PT FIELD GOALS MADE	13	BUTLER (11/15/25)
	12	NORTH CAROLINA (01/03/26)
	12	CENTRAL ARK. (12/21/25)
3 PT FG ATTEMPTS	39	RADFORD (11/24/25)
	34	vs Texas A&M (12/07/25)
3 PT FG PERCENTAGE	.467 (7-15)	vs LSU (12/13/25)
	.462 (12-26)	CENTRAL ARK. (12/21/25)
FREE THROWS MADE	29	TARLETON ST. (11/03/25)
	22	vs Texas A&M (12/07/25)
FREE THROW ATTEMPTS	35	TARLETON ST. (11/03/25)
	34	vs Texas A&M (12/07/25)
FREE THROW PERCENTAGE	.833 (15-18)	RADFORD (11/24/25)
	.833 (10-12)	vs LSU (12/13/25)
	.833 (10-12)	at Vanderbilt (12/03/25)
REBOUNDS	48	ARKANSAS ST. (11/21/25)
	45	A&M-CORPUS CHRISTI (11/06/25)
ASSISTS	24	BUTLER (11/15/25)
	21	NORTH CAROLINA (01/03/26)
	21	vs Texas A&M (12/07/25)
STEALS	12	RADFORD (11/24/25)
	9	at Mississippi St. (11/28/25)
	9	BUTLER (11/15/25)
BLOCKED SHOTS	8	at Vanderbilt (12/03/25)
	5	A&M-CORPUS CHRISTI (11/06/25)
TURNOVERS	32	ARKANSAS ST. (11/21/25)
	19	CAL ST. FULLERTON (12/28/25)
FOULS	30	TARLETON ST. (11/03/25)
	25	MURRAY ST. (11/11/25)

Opponent - GAME LOWS

POINTS	58	A&M-CORPUS CHRISTI (11/06/25)
	60	ARK.-PINE BLUFF (11/18/25)
	63	CAL ST. FULLERTON (12/28/25)
	69	ARKANSAS ST. (11/21/25)
	72	RADFORD (11/24/25)
FIELD GOALS MADE	19	A&M-CORPUS CHRISTI (11/06/25)
	20	TARLETON ST. (11/03/25)
	20	CAL ST. FULLERTON (12/28/25)
FIELD GOAL ATTEMPTS	51	TARLETON ST. (11/03/25)
	58	vs LSU (12/13/25)
FIELD GOAL PERCENTAGE	.288 (19-66)	A&M-CORPUS CHRISTI (11/06/25)
	.323 (20-62)	CAL ST. FULLERTON (12/28/25)
3 PT FIELD GOALS MADE	4	ARK.-PINE BLUFF (11/18/25)
	6	ARKANSAS ST. (11/21/25)
	6	at Vanderbilt (12/03/25)
3 PT FG ATTEMPTS	15	vs LSU (12/13/25)
	18	TARLETON ST. (11/03/25)
3 PT FG PERCENTAGE	.154 (4-26)	ARK.-PINE BLUFF (11/18/25)
	.207 (6-29)	ARKANSAS ST. (11/21/25)
FREE THROWS MADE	10	ARK.-PINE BLUFF (11/18/25)
	10	at Vanderbilt (12/03/25)
	10	vs LSU (12/13/25)
FREE THROW ATTEMPTS	12	at Vanderbilt (12/03/25)
	12	vs LSU (12/13/25)
FREE THROW PERCENTAGE	.556 (10-18)	ARK.-PINE BLUFF (11/18/25)
	.609 (14-23)	BUTLER (11/15/25)
REBOUNDS	25	CENTRAL ARK. (12/21/25)
	30	TARLETON ST. (11/03/25)
	30	at Vanderbilt (12/03/25)
	30	NORTH CAROLINA (01/03/26)
ASSISTS	6	ARKANSAS ST. (11/21/25)
	11	at Mississippi St. (11/28/25)
STEALS	3	A&M-CORPUS CHRISTI (11/06/25)
	4	ARKANSAS ST. (11/21/25)
	4	NORTH CAROLINA (01/03/26)
BLOCKED SHOTS	1	TARLETON ST. (11/03/25)
	1	BUTLER (11/15/25)
	1	CENTRAL ARK. (12/21/25)
	1	NORTH CAROLINA (01/03/26)
TURNOVERS	5	at Vanderbilt (12/03/25)
	7	at Mississippi St. (11/28/25)
FOULS	12	NORTH CAROLINA (01/03/26)
	13	CAL ST. FULLERTON (12/28/25)

SMU When...	2025-26			Conference				Under Enfield			Conference		
	W	L	Pct	W	L	Pct		W	L	Pct	W	L	Pct
Record	12	2	0.857	1	0	1.000		36	13	0.735	14	7	0.667
Home	10	0	1.000	1	0	1.000		23	6	0.793	7	4	0.636
Road	1	1	0.500	0	0	#DIV/0!		8	5	0.615	7	3	0.700
Neutral	1	1	0.500	0	0	#DIV/0!		5	2	0.714	0	0	#DIV/0!
Overtime	2	0	1.000	0	0	#DIV/0!		2	0	1.000	0	0	#DIV/0!
Leads at half	9	0	1.000	0	0	#DIV/0!		29	3	0.906	11	1	0.917
Trails at half	2	2	0.500	0	0	#DIV/0!		5	10	0.333	1	6	0.143
Tied at half	1	0	1.000	1	0	1.000		1	0	1.000	2	0	1.000
Leads with 5:00 left in 2nd half	11	0	1.000	1	0	1.000		34	1	0.971	13	0	1.000
Trails with 5:00 left in 2nd half	1	2	0.333	0	0	#DIV/0!		2	12	0.143	1	7	0.125
Tied with 5:00 left in 2nd half	0	0	#DIV/0!	0	0	#DIV/0!		0	0	#DIV/0!	0	0	#DIV/0!
Scores 59 or less	0	0	#DIV/0!	0	0	#DIV/0!		1	1	0.500	1	0	1.000
Scores 60-69	1	1	0.500	0	0	#DIV/0!		3	7	0.300	2	6	0.250
Scores 70-79	0	1	0.000	0	0	#DIV/0!		7	4	0.636	2	1	0.667
Scores 80-89	3	0	1.000	0	0	#DIV/0!		8	1	0.889	4	0	1.000
Scores 90-99	4	0	1.000	1	0	1.000		8	0	1.000	3	0	1.000
Scores 100+	4	0	1.000	0	0	#DIV/0!		9	0	1.000	2	0	1.000
Opp. Scores 59 or less	1	0	1.000	0	0	#DIV/0!		5	1	0.833	3	0	1.000
Opp. Scores 60-69	3	0	1.000	0	0	#DIV/0!		12	1	0.923	3	0	1.000
Opp. Scores 70-79	2	0	1.000	0	0	#DIV/0!		12	4	0.750	7	4	0.636
Opp. Scores 80-89	5	2	0.714	1	0	1.000		6	6	0.500	1	2	0.333
Opp. Scores 90-99	1	0	1.000	0	0	#DIV/0!		1	1	0.500	0	1	0.000
Opp. Scores 100+	0	0	#DIV/0!	0	0	#DIV/0!		0	0	#DIV/0!	0	0	#DIV/0!
Margin is 3 pts or less	1	0	1.000	0	0	#DIV/0!		4	2	0.667	2	0	1.000
Margin is 5 pts or less	1	0	1.000	0	0	#DIV/0!		5	4	0.556	3	1	0.750
Margin is 9 pts or less	2	0	1.000	0	0	#DIV/0!		8	5	0.615	5	2	0.714
Margin is 10+ pts	10	2	0.833	1	0	1.000		28	8	0.778	9	5	0.643
Shoots better than the opp.	11	0	1.000	1	0	1.000		35	2	0.946	14	0	1.000
Shoots worse than the opp.	1	2	0.333	0	0	#DIV/0!		1	11	0.083	0	7	0.000
Shoots the same as opp.	0	0	#DIV/0!	0	0	#DIV/0!		0	0	#DIV/0!	0	0	#DIV/0!
SMU 50%+ FG	7	0	1.000	1	0	1.000		20	1	0.952	8	0	1.000
Opp. 50%+ FG	1	2	0.333	0	0	#DIV/0!		2	5	0.286	0	2	0.000
Opp. at or below 40%	7	0	1.000	0	0	#DIV/0!		22	1	0.957	8	0	1.000
Outrebounded opponent	8	1	0.889	0	0	#DIV/0!		25	5	0.833	7	3	0.700
Outrebounded by opponent	3	1	0.750	1	0	1.000		7	7	0.500	5	3	0.625
Rebounds are even	1	0	1.000	0	0	#DIV/0!		2	1	0.667	1	1	0.500
Reb Differential +10 or more	6	0	1.000	0	0	#DIV/0!		16	1	0.941	4	1	0.800
Reb Differential -10 or more	1	0	1.000	0	0	#DIV/0!		1	0	1.000	0	0	#DIV/0!
Attempts more FTs	5	2	0.714	0	0	#DIV/0!		21	8	0.724	7	4	0.636
Attempts less FTs	6	0	1.000	1	0	1.000		14	5	0.737	7	3	0.700
Attempts the same Fts	1	0	1.000	0	0	#DIV/0!		1	0	1.000	0	0	#DIV/0!
Attempts 20 or more FTs	7	1	0.875	0	0	#DIV/0!		20	9	0.690	5	6	0.455
Opp. Attempts 20 or more FTs	6	0	1.000	0	0	#DIV/0!		16	7	0.696	6	3	0.667
FTA differential +10 or more	1	1	0.500	0	0	#DIV/0!		3	2	0.600	0	1	0.000
FTA differential -10 or more	0	0	#DIV/0!	0	0	#DIV/0!		2	1	0.667	2	0	1.000
Plays ranked opponent	1	1	0.500	1	0	1.000		1	5	0.167	1	3	0.250
Plays opponent receiving votes	1	2	0.333	1	0	1.000		2	7	0.222	1	3	0.250
Plays during the day (pre 6pm start)	5	0	1.000	1	0	1.000		13	6	0.684	7	5	0.583
Plays at night (6pm or later start)	7	2	0.778	0	0	#DIV/0!		23	7	0.767	7	2	0.778
November	8	0	1.000	0	0	#DIV/0!		14	2	0.875	0	0	#DIV/0!
December	3	2	0.600	0	0	#DIV/0!		8	2	0.800	2	0	1.000
January	1	0	1.000	1	0	1.000		6	3	0.667	6	3	0.667
February	0	0	#DIV/0!	0	0	#DIV/0!		5	2	0.714	5	2	0.714
March	0	0	#DIV/0!	0	0	#DIV/0!		3	4	0.429	1	2	0.333
April	0	0	#DIV/0!	0	0	#DIV/0!		0	0	#DIV/0!	0	0	#DIV/0!
Has more turnovers	2	1	0.667	0	0	#DIV/0!		11	6	0.647	6	3	0.667
Has less turnovers	10	1	0.909	1	0	1.000		22	4	0.846	8	1	0.889
Turnovers are the same	0	0	#DIV/0!	0	0	#DIV/0!		3	3	0.500	0	3	0.000
Has more Steals	9	0	1.000	0	0	#DIV/0!		23	8	0.742	8	5	0.615
Has less Steals	2	2	0.500	0	0	#DIV/0!		10	4	0.714	3	1	0.750
Steals are the same	1	0	1.000	1	0	1.000		3	1	0.750	3	1	0.750
Points in paint - more	11	0	1.000	1	0	1.000		33	4	0.892	14	2	0.875
Points in paint - less	1	2	0.333	0	0	#DIV/0!		2	6	0.250	0	2	0.000
Points in paint - same	0	0	#DIV/0!	0	0	#DIV/0!		1	3	0.250	0	3	0.000
Points off turnovers - more	9	1	0.900	1	0	1.000		25	3	0.893	9	1	0.900
Points off turnovers - less	3	1	0.750	0	0	#DIV/0!		11	9	0.550	5	5	0.500
Points off turnovers - same	0	0	#DIV/0!	0	0	#DIV/0!		0	1	0.000	0	1	0.000
2nd chance points - more	7	1	0.875	0	0	#DIV/0!		22	5	0.815	7	3	0.700
2nd chance points - less	4	1	0.800	0	0	#DIV/0!		10	7	0.588	3	3	0.500
2nd chance points - same	1	0	1.000	1	0	1.000		4	1	0.800	4	1	0.800
Bench points - more	4	1	0.800	0	0	#DIV/0!		21	5	0.808	8	2	0.800
Bench points - less	8	1	0.889	1	0	1.000		15	7	0.682	6	4	0.600
Bench points - same	0	0	#DIV/0!	0	0	#DIV/0!		0	1	0.000	0	1	0.000
Makes More 3pt shots	4	0	1.000	1	0	1.000		21	3	0.875	11	2	0.846
Makes Less 3pt shots	6	1	0.857	0	0	#DIV/0!		13	9	0.591	3	5	0.375
Makes same 3pt shots	2	1	0.667	0	0	#DIV/0!		2	1	0.667	0	0	#DIV/0!
Has a player with a double-double	10	1	0.909	1	0	1.000		22	4	0.846	6	2	0.750
Opp. has a player with a double-double	4	1	0.800	0	0	#DIV/0!		10	3	0.769	5	2	0.714
Has 4 players with 10+ points	11	2	0.846	1	0	1.000		31	8	0.795	11	4	0.733
Opp. has 4 players with 10+ points	4	2	0.667	1	0	1.000		7	7	0.500	3	3	0.500

STARKVILLE, Miss. (AP) -- Boopie Miller had six of his 28 points in overtime, Jaron Pierre Jr. scored 24 and SMU beat Mississippi State 87-81. Pierre had a 3-point play and Miller made two free throws to tie it 72-all with 53 seconds left in regulation. Quincy Ballard dunked for the Bulldogs, but Miller hit a jumper to force OT. Miller hit a jumper to begin OT and connected again to put SMU up 78-76 as SMU stayed in front the final 2:55. Miller made 9-19 shots with five 3-pointers for SMU. He was 5-5 at the free-throw line and grabbed nine rebounds. Pierre made 11-21 shots. Corey Washington totaled 12 points and 10 rebounds. Samet Yigitoglu had a game-high 13 boards. Jayden Epps scored 21 points to lead MSU. Ja'Borri McGhee added 17 points and Josh Hubbard scored 16. Ballard finished with 12 points and 10 rebounds. Achor Achor had 12 boards. Epps sank three 3-pointers and scored 15 points to help MSU take a 43-39 lead into halftime. Hubbard was fouled on a three and made all 3 free throws to give MSU its largest lead at 61-52 with nine minutes left to play. Miller answered with a 4-point play and a three to ignite the SMU rally.

9 [rv/rv] SMU69 SMU Record
at [17/16] Vanderbilt88 8-1

12/03/25 8:15 pm at Nashville, TN (Memorial Coliseum)

SMU 81-0-0 ACC

#	Player	fg	fga	3-pt	fta	ft	fta	rebounds			pf	tp	a	to	blk	s	min
								of	de	tot							
03	WASHINGTON, Corey	f	1	3	0	0	4	2	2	4	5	6	2	1	0	1	29
24	YIGITOGU, Samet	c	4	14	0	2	2	2	6	8	2	16	2	1	0	0	34
00	EDWARDS, B.J.	g	4	14	0	6	2	2	4	6	7	10	2	1	0	0	35
02	MILLER, Boopie	g	5	13	0	7	8	3	4	7	2	17	6	5	0	1	38
05	PIERRE JR., Jaron	g	5	13	2	7	1	3	0	4	3	13	0	3	0	0	33
07	O'NEAL JR., Jermaine	1	0	0	0	0	1	1	1	2	0	0	0	0	0	0	10
09	DAVIS-RAY, B.J.	1	1	0	0	0	1	0	0	0	0	2	0	0	0	0	6
10	TOOMBS, Jaden	2	6	0	0	1	2	2	0	0	5	1	2	0	0	0	15
TEAM								4	1	5					1		
Totals.....			25	60	2	17	23	16	22	38	14	69	12	13	3	2	200
TOTAL FG%			1st Half: 17-35	48.6%	2nd Half: 8-25	32.0%	Game: 41.7%										DEAD
3-Pt. FG%			1st Half: 0-6	0.0%	2nd Half: 2-11	18.2%	Game: 11.8%										REBS
F Throw %			1st Half: 4-4	100%	2nd Half: 13-19	68.4%	Game: 73.9%										1

Vanderbilt 90-0-0 SEC

#	Player	fg	fga	3-pt	fta	ft	fta	rebounds			pf	tp	a	to	blk	s	min
								of	de	tot							
05	Tyler Nickel	f	5	8	2	5	0	0	1	1	2	12	2	0	1	2	24
10	AK Okereke	f	4	5	1	2	0	0	0	7	3	5	9	4	0	1	27
99	Devin McGlockton	f	6	7	1	0	0	0	1	7	3	13	2	1	1	1	26
02	Duke Miles	g	4	11	0	4	2	2	0	2	3	10	2	0	1	1	29
02	Tyler Tanner	g	10	14	2	5	4	4	0	2	5	26	6	2	1	2	37
01	Frankie Collins	1	4	0	0	2	3	0	2	2	4	4	1	0	0	0	16
07	Chandler Bing	1	2	0	0	0	0	1	0	0	0	2	0	0	0	0	7
08	Tyler Harris	0	0	0	0	0	0	0	0	0	0	0	0	0	0	0	10
12	Jaylen Dean-Vines	3	6	0	0	3	3	4	2	6	2	8	2	0	4	1	18
13	Jalen Washington	0	0	0	0	0	0	0	0	0	0	0	0	0	0	0	1
15	Coleson Messer	0	0	0	0	0	0	0	0	0	0	0	0	0	0	0	1
25	Miles Keffee	0	0	0	0	0	0	0	0	0	0	0	0	0	0	0	1
34	Jayden Leverett	0	0	0	0	0	0	0	0	0	0	0	0	0	0	0	2
50	Mason Nicholson	0	0	0	0	0	0	0	0	0	0	0	0	0	0	0	1
TEAM										1							
Totals.....			36	63	6	24	10	12	6	24	30	21	88	20	5	8	199
TOTAL FG%			1st Half: 21-34	61.8%	2nd Half: 15-29	51.7%	Game: 57.1%										DEAD
3-Pt. FG%			1st Half: 4-13	30.8%	2nd Half: 2-11	18.2%	Game: 25.0%										REBS
F Throw %			1st Half: 2-3	66.7%	2nd Half: 8-9	88.9%	Game: 83.3%										1

Officials: Todd Austin, Steven Anderson, Joe Lindsay Technicals: None. Attendance: 7437
SMU 38 40 69
Vanderbilt 48 40 88
Points in the paint-SMU 38,VAN 54. Points off turnovers-SMU 8,VAN 19. 2nd chance points-SMU 19,VAN 8.
Fast break points-SMU 7,VAN 18. Bench points-SMU 7,VAN 18. Score tied-2 times. Lead changed-1 time.
Last FG-SMU 2nd-06:50. VANDY 2nd-00:55. Largest lead-SMU by 4 1st-19:15. VANDY by 21 2nd-00:55.
SMU led for 01:30. VANDY led for 37:19. Game was tied for 01:11.

NASHVILLE, Tenn. (AP) -- Tyler Tanner scored a career-high 26 points and No. 17 Vanderbilt remained unbeaten with an 88-69 victory over SMU. Vanderbilt shot 57.1% (36 of 63) against SMU. Devin McGlockton added 13 points for Vanderbilt, and Tyler Nickel had 12. SMU's (8-1) Samet Yigitoglu led SMU with 16 points and 8 rebounds. Boopie Miller had 17, Jaron Pierre Jr. 13 and B.J. Edwards 10. The Mustangs scored the first four points and last led at 5-4. Nickel broke the last tie at 6 with a 3-pointer, and Vanderbilt never trailed again. SMU got within 27-26 on a pair of free throws by Miller. Vanderbilt finished the half hitting its last five shots to lead 48-38. Vanderbilt cooled off in the second half, and SMU got within 57-51 on a 3-point by Pierre. The Commodores reeled off six quick points with Tanner's free throws pushing it to 63-51 and led by as much as 21 in the final minute.

11 [rv/rv] SMU77 SMU Record
vs [rv/rv] LSU89 9-2

12/13/25 7:30 pm at New Orleans, LA (Smoothie King Center)

SMU 92-0-0 ACC

#	Player	fg	fga	3-pt	fta	ft	fta	of	de	tot	pf	tp	a	to	blk	s	min
03	WASHINGTON, Corey	f	2	6	0	2	2	3	2	2	4	5	7	0	2	0	23
24	YIGITOGU, Samet	c	4	8	0	2	5	8	2	10	1	10	0	2	0	0	27
00	EDWARDS, B.J.	g	3	7	0	2	3	2	3	5	2	8	2	3	0	2	33
02	MILLER, Boopie	g	5	12	3	8	3	2	3	5	2	16	4	1	0	1	34
05	PIERRE JR., Jaron	g	6	14	3	8	1	2	0	1	2	16	3	0	0	1	38
07	O'NEAL JR., Jermaine	0	4	0	2	0	0	0	0	3	3	2	0	0	0	0	16
09	DAVIS-RAY, B.J.	0	0	0	0	0	0	0	0	0	0	0	0	0	0	0	1
10	TOOMBS, Jaden	8	10	0	1	0	0	2	1	3	1	16	1	1	1	1	27
13	HOLMES, Mitchell	0	0	0	0	0	0	0	0	0	0	1	0	0	0	0	1

LSU 91-0-0 SEC

#	Player	fg	fga	3-pt	fta	ft	fta	rebounds			pf	tp	a	to	blk	s	min
								of	de	tot							
08	Pablo Tamba	f	7	9	0	0	0	1	3	7	10	2	14	2	0	3	38
10	Marquel Sutton	f	8	15	4	6	6	4	8	12	1	23	0	1	0	1	14
01	Michael Nwoko	c	4	9	0	0	0	1	1	1	1	4	8	0	1	1	14
03	Max Mackinnon	g	8	9	6	7	0	0	1	1	22	2	4	0	0	0	33
11	Dedan Thomas Jr.	g	6	15	0	2	4	4	0	3	3	2	16	12	2	2	36
02	Jalen Reese	1	3	0	0	0	0	0	0	0	2	0	0	0	0	0	8
04	Rashad King	1	3	0	2	0	0	1	0	1	0	2	0	1	1	0	13
06	Robert Miller III	2	2	0	0	0	0	1	0	1	5	4	0	0	1	0	15
16	Ron Zipper	0	0	0	0	0	0	0	0	0	1	0	0	0	0	0	4
TEAM										2							
Totals.....			36	58	7	15	10	12	10	21	31	18	89	17	12	4	200
TOTAL FG%			1st Half: 19-33	57.6%	2nd Half: 17-25	68.0%	Game: 62.1%										DEAD
3-Pt. FG%			1st Half: 3-9	33.3%	2nd Half: 4-6	66.7%	Game: 46.7%										REBS
F Throw %			1st Half: 6-7	85.7%	2nd Half: 4-5	80.0%	Game: 83.3%										1

Officials: Jerry Heater, William Covington, Steve Anderson Technicals: None.
SMU 44 33 77
LSU 47 33 89
Points in the paint-SMU 38,LSU 50. Points off turnovers-SMU 19,LSU 11. 2nd chance points-SMU 13,LSU 19.
Fast break points-SMU 8,LSU 11. Bench points-SMU 20,LSU 6. Score tied-5 times. Lead changed-8 times.
Last FG-SMU 2nd-00:30. LSU 2nd-01:29. Largest lead-SMU by 4 1st-16:09. LSU by 17 2nd-10:42.
SMU led for 03:18. LSU led for 34:16. Game was tied for 02:26.

NEW ORLEANS (AP) -- Marquel Sutton had 23 points and 12 rebounds, Max Mackinnon hit six 3-pointers and scored 22, and LSU beat SMU 89-77 at the Complete 4 Cause Classic at the Smoothie King Center. Sutton made 8 of 15 shots with a 3-pointer and all six of his free throws in posting his fifth double-double of the season for the Tigers (9-1). Dedan Thomas Jr. had 16 points and a career-high 12 assists and Pablo Tamba totaled 14 points and 10 rebounds. Mackinnon missed just one of his nine shots, going 6 for 7 from beyond the arc. Boopie Miller, Jaron Pierre Jr. and reserve Jaden Toombs each had 16 points for the Mustangs (9-2). Freshman Samet Yigitoglu totaled 10 points and 10 rebounds. Sutton shot 5 for 9 from the floor and made all six of his free throws, scoring 16 to help LSU take a 47-44 lead into halftime. Mackinnon hit a 3-pointer and a jumper in a 7-0 run to begin the second half as LSU upped its lead to 10 and maintained a three-possession lead over the final 16 minutes.

10 Texas A&M80 SMU Record
vs [rv/rv] SMU(ot) 93 9-1

12/07/25 4:00 pm at Arlington, TX - Hoop Hype XL (College Park Center)

Texas A&M 7-3,0-0 SEC

#	Player	fg	fga	3-pt	fga	ft	fta	of	de	tot	pf	tp	a	to	blk	s	min
12	Rashaun Agee	f	3	10	1	2	6	8	5	6	11	3	13	3	0	2	36
21	Mackenzie Mgbako	f	4	13	3	9	2	2	1	6	7	2	13	1	1	1	31
00	Marcus Hill	g	8	16	1	3	8	15	2	5	7	5	25	2	1	0	36
05	Jacari Lane	g	1	5	0	4	0	0	0	1	1	1	2	5	2	0	19
09	Ruben Dominguez	g	1	4	0	3	0	0	0	1	1	2	2	1	0	0	19
01	Josh Holloway	0	1	0	0	1	2	2	0	2	2	1	2	3	0	0	10
02	Pop Isaacs	3	10	2	6	1	1	0	1	1	2	9	2	2	0	0	24
03	Rylan Griffen	2	8	1	7	4	6	1	1	2	2	9	5	5	2	3	28
04	Jamie Vinson	1	1	0	0	0	0	0	0	0	0	2	0	0	0	0	3
06	Ali Dibba	0	1	0	0	0	0	0	2	2	0	0	0	0	0	0	5
07	Zach Clemence	0	0	0	0	0	0	1	1	2	1	0	1	2	0	0	8
33	Federico Federico	2	2	0	0	0	0	1	1	2	4	0	0	0	0	0	6
	TEAM							3	2	5							

13

Cal State Fullerton.....63
at SMU110

SMU Record
11-2

12/28/25 2:00 pm at Dallas, TX (Moody Coliseum)

Cal St. Fullerton 5-9,0-2 Big West

#	Player	f	fg	fga	ft	fta	of	de	tot	pf	a	to	blk	s	min	
24	Kendrick De Luna	f	1	1	0	0	2	0	2	0	2	1	0	0	14	
03	Josh Ward	g	4	13	2	6	8	1	3	4	1	16	7	3	31	
07	Christian Williams	g	2	9	1	8	2	2	4	6	2	7	2	5	30	
12	Bryce Cofield	g	2	10	0	2	3	6	1	6	7	0	7	0	27	
13	Jefferson De La Cruz	g	3	9	1	5	0	0	1	1	4	7	0	3	29	
01	Davis White	0	3	0	3	2	2	1	0	1	3	2	0	2	0	28
02	Kwane Garis Jr	4	7	3	3	2	4	1	3	4	2	13	0	1	0	21
22	Matthew Quinlan	0	1	0	1	0	0	0	0	0	0	0	0	0	0	4
33	Benjamin Winkler	0	1	0	0	0	0	0	2	2	1	0	1	0	0	5
99	Landon Seaman	4	8	1	4	0	0	3	1	4	0	9	1	1	0	21
TEAM																
Totals.....			20	62	8	32	15	22	16	20	36	13	63	14	7	201
TOTAL FG%			1st Half: 7-31		22.6%	2nd Half:	13-31		41.9%	Game:	32.3%					DEAD
3-Pt. FG%			1st Half: 3-17		17.6%	2nd Half:	5-15		33.3%	Game:	25.0%					REBS
F Throw %			1st Half: 2-4		50.0%	2nd Half:	13-18		72.2%	Game:	68.2%					4

SMU 11-2,0-0 ACC

#	Player	f	fg	fga	3	fga	ft	fta	of	de	tot	pr	a	to	blk	s	min
03	WASHINGTON, Corey	f	5	9	3	4	2	2	2	2	3	2	15	0	2	0	18
24	YIGITOGU, Samet	c	5	7	0	0	1	3	4	8	12	3	11	0	2	4	0
00	EDWARDS, B.J.	g	8	10	3	5	2	3	4	7	11	0	21	10	3	0	5
02	MILLER, Boopie	g	4	10	2	5	4	4	0	1	1	4	14	12	1	0	0
05	PIERRE JR., Jaron	g	4	12	1	5	2	2	0	3	3	2	11	3	0	0	0
01	PURYEAR, Chance	0	0	1	0	1	0	0	1	0	1	0	0	0	0	0	0
04	WALTERS, Sam	2	5	2	5	0	0	0	1	0	1	0	6	0	1	0	0
07	O'NEAL JR., Jermaine	8	12	3	4	2	2	1	2	3	3	21	1	2	1	1	1
09	DAVIS-RAY, B.J.	1	3	0	0	0	0	1	2	3	1	2	0	0	0	0	2
10	TOOMBS, Jaden	4	8	0	2	1	1	0	1	1	0	9	2	0	2	2	17
13	HOLMES, Mitchell	0	0	0	0	0	0	0	0	2	2	1	0	2	0	0	0
22	WALLS, Nigel	0	0	0	0	0	0	0	0	0	0	1	0	0	0	0	0
31	UTTER, Trey	0	0	0	0	0	0	0	0	0	0	0	0	0	0	0	0
33	KALISCHER-STORK, N. TEAM	0	0	0	0	0	2	0	0	0	0	0	0	0	0	0	1
							7	1	8								

Officials: Mark Schnur, Lee Cassell, Ron Groover Technicals: None. Attendance: 4584

Cal St. Fullerton

SMU

51 59 110

Points in the paint-CSF 14,SMU 46. Points off turnovers-CSF 8,SMU 29. 2nd chance points-CSF 11,SMU 17. Fast break points-CSF 2,SMU 20. Bench points-CSF 24,SMU 38. Score tied-0 times. Lead changed-0 times. Last FG-CSF 2nd-00:30, SMU 2nd-01:28. Largest lead-CSF None, SMU by 49 2nd-01:28. CSF led for 00:00. SMU led for 39:45. Game was tied for 00:15.

DALLAS (AP) — B.J. Edwards had 21 points, 11 rebounds and 10 assists for his second triple-double of the season and SMU rolled past Cal State Fullerton 110-63. Jermaine O'Neal Jr. scored 21 points off the bench. Boopie Miller had 14 points plus 12 assists and Samet Yigitoglu added 11 points and 10 rebounds. Corey Washington scored 15 points and Jaron Pierre Jr. added 11. Joshua Ward scored 16 points and KJ Garis added 13 off the bench for CSF. SMU made 7 of its first 10 shots to build a 17-4 lead six minutes into the game. SMU went on to lead 51-19 at the break. The Titans cut into their deficit in the first 11 minutes before a 10-2 run by SMU restored a 35-point lead with 7 minutes left.

15

SMU
at Clemson

SMU Record

14

[12/12] North Carolina.....83
at SMU97

SMU Record
12-2, 1-0 ACC

01/03/26 1:15 pm at Dallas, TX (Moody Coliseum)

North Carolina 13-2,1-1 ACC

#	Player	f	fg	fga	ft	fta	of	de	tot	pf	tp	a	to	blk	s	min		
08	Caleb Wilson	f	6	11	0	1	2	1	6	7	1	13	4	3	0	2	34	
13	Henri Veesaar	c	4	11	2	4	4	2	4	6	4	14	2	2	1	0	32	
00	Kyan Evans	g	1	2	1	1	0	0	0	0	1	3	1	2	0	0	13	
07	Seth Trimble	g	8	16	3	7	3	7	2	1	3	22	5	0	0	0	36	
44	Luka Bogavac	g	2	4	2	4	2	2	1	3	4	0	8	6	1	0	1	29
01	Zayden High	1	1	1	0	0	0	0	0	0	0	0	2	0	0	0	3	
03	Derek Dixon	1	5	1	4	0	0	0	0	0	0	3	3	0	0	0	17	
04	Jaydon Young	0	0	0	0	0	0	0	0	0	0	0	0	0	0	0	4	
11	Jonathan Powell	1	4	0	3	0	0	0	2	2	0	2	0	0	0	0	11	
15	Jarin Stevenson	5	6	3	4	3	4	1	3	4	4	16	0	1	0	1	21	
TEAM									2	2								
Totals.....			29	60	12	28	13	19	9	21	30	12	83	21	10	1	4	200
TOTAL FG%			1st Half: 16-34		47.1%		2nd Half:		13-26		50.0%		Game:		48.3%		DEAD	
3-Pt. FG%			1st Half: 6-12		50.0%		2nd Half:		6-16		37.5%		Game:		42.9%		REBS	
F Throw %			1st Half: 1-2		50.0%		2nd Half:		12-17		70.6%		Game:		68.4%		5	
SMU 12-21-0 ACC			into 50.0%			3-pt			rebounds									

SMU 12-2,1-0 ACC

03	WASHINGTON, Corey	f	7	10	5	7	4	7	2	4	6	4	23	2	0	1	0	30						
24	YIGITOGU, Samet	c	2	6	0	0	0	0	1	4	5	4	4	3	1	2	0	26						
00	EDWARDS, B.J.	g	6	9	2	4	1	2	0	4	4	4	2	15	6	2	0	39						
02	MILLER, Boopie	g	10	13	3	5	4	5	0	4	4	4	2	27	12	2	0	34						
05	PIERRE JR., Jaron	g	5	13	1	6	2	2	0	3	3	0	13	0	1	1	1	33						
04	WALTERS, Sam	0	1	0	1	0	0	0	0	1	1	3	0	0	0	0	0	4						
07	O'NEAL JR., Jermaine	0	0	0	0	0	0	0	0	0	0	2	0	0	0	0	0	9						
09	DAVIS-RAY, B.J.	1	1	1	1	0	0	0	0	0	0	0	3	0	0	0	0	5						
10	TOOMBS, Jaden	5	7	2	3	0	0	0	0	2	2	0	12	0	0	1	0	20						
TEAM																								
Totals.....			36	60	14	27	11	16		3	1	4			1									
TOTAL FG%			1st Half: 16-32				50.0%				2nd Half: 20-28				71.4%				Game: 60.0%		DEAD			
3-Pt. FG%			1st Half: 5-12				41.7%				2nd Half: 9-15				60.0%				Game: 51.9%		REBS			
F Throw %			1st Half: 2-4				50.0%				2nd Half: 9-12				75.0%				Game: 68.8%		2			
Officials: Earl Walton,Jeffery Clark,Eric Lewis																			Technical: None.			Attendance: 6698		
North Carolina			39		44		83																	

The Last Time...	SMU Opponent	Date	Result	Opp Opponent	Date	Result
Scored 115 pts	117 at Miami	1/18/2025	W, 117-74			
Scored 110 pts	110 Cal State Fullerton	12/28/2025	W, 110-63			
Scored 105 pts	110 Cal State Fullerton	12/28/2025	W, 110-63	105 at Texas Tech	12/1/2004	L, 105-67
Scored 100 pts	110 Cal State Fullerton	12/28/2025	W, 110-63	101 at [-/rv] Indiana State	3/20/2024	L, 101-92
Scored 95 pts	97 [12/12] North Carolina	1/3/2026	W, 97-83	98 [25/rv] Louisville	1/21/2025	L, 98-73
Scored 90 pts	97 [12/12] North Carolina	1/3/2026	W, 97-83	92 Murray State	11/11/2025	W, 102-91
Scored 50 pts or less	48 at [6/6] Houston	1/31/2021	L, 70-48	50 Lamar	11/27/2022	W, 75-50
Scored 49 pts or less	48 at [6/6] Houston	1/31/2021	L, 70-48	47 Evansville	11/19/2022	W, 55-47
Scored 44 pts or less	37 at UCF	2/17/2018	L, 52-37	39 USF	12/31/2017	W, 79-39
Scored 43 pts or less	37 at UCF	2/17/2018	L, 52-37	39 USF	12/31/2017	W, 79-39
Scored 40 pts or less	37 at UCF	2/17/2018	L, 52-37	39 USF	12/31/2017	W, 79-39
Scored 38 pts or less	37 at UCF	2/17/2018	L, 52-37	38 Alabama State	12/22/2010	W, 49-38
Scored 35 pts or less	28 UAB	2/15/2012	L, 47-28	32 Wayland Baptist	11/24/2010	W, 65-32
Scored 53 pts or more (1st half)	60 (60-26) at Miami	1/18/2025	W, 117-74	53 Centenary	11/17/2007	L, 93-76
Scored 51 pts or more (1st half)	60 (60-26) at Miami	1/18/2025	W, 117-74	51 (51-34) at Cincinnati	3/5/2023	L, 97-74
Scored 50 pts or more (1st half)	51 (51-19) Cal State Fullerton	12/28/2025	W, 110-63	50 (50-27) [25/rv] Louisville	1/21/2025	L, 98-73
Scored 62 pts or more (2nd half)	62 (62-31) Hampton	12/17/2015	W, 105-72	63 (63-55) Tulane	1/11/2023	L, 97-88
Scored 60 pts or more (2nd half)	61 (61-34) UAPB	11/18/2025	W, 106-60	61 (61-43) at [-/rv] Indiana State	3/20/2024	L, 101-92
Scored 59 pts or more (2nd half)	59 (59-44) Cal State Fullerton	12/28/2025	W, 110-63	61 (61-43) at [-/rv] Indiana State	3/20/2024	L, 101-92
Scored 55 pts or more (2nd half)	58 (58-44) [12/12] North Carolina	1/3/2026	W, 97-83	61 (61-43) at [-/rv] Indiana State	3/20/2024	L, 101-92
Scored 50 pts or more (2nd half)	58 (58-44) [12/12] North Carolina	1/3/2026	W, 97-83	52 (52-43) Georgia Tech	1/11/2025	W, 93-71
Scored 50+ in consecutive first halves	51, 51 Central Arkansas 12/21/25 (W, 99-82), Cal State Fullerton 12/28/25 (W, 110-63)					
Scored 50 pts or less (consecutive gms)	at UCF 2/24/19 (L, 95-48), [23/22] Cincinnati 2/27/19 (L, 52-49)			at UCF 1/18/14 (W, 58-46), Hofstra 1/19/14 (W, 73-49)		
Scored 20 pts or less in half	17 (1st half) Evansville	11/19/2022	W, 55-47	19 (1st half) Cal State Fullerton	12/28/2025	W, 110-63
Scored 18 pts or less in half	17 (1st half) Evansville	11/19/2022	W, 55-47	18 (1st half) at Florida State	12/16/2023	W, 68-57
Scored 17 pts or less in half	17 (1st half) Evansville	11/19/2022	W, 55-47	16 (1st half) Texas A&M-Commerce	12/3/2023	W, 90-47
Scored 16 pts or less in half	14 (1st half) at UCF	3/4/2020	L, 61-58	16 (1st half) Texas A&M-Commerce	12/3/2023	W, 90-47
Scored 15 pts or less in half	14 (1st half) at UCF	3/4/2020	L, 61-58	15 (1st half) UAPB	11/18/2017	W, 72-37
Scored 13 pts or less in half	12 (1st half) UAB	2/15/2012	L, 47-28	8 (1st half) Northwestern State	11/15/2017	W, 81-35
Scored 12 pts or less in half	12 (1st half) UAB	2/15/2012	L, 47-28	8 (1st half) Northwestern State	11/15/2017	W, 81-35
Won by 48+	54 (98-44) New Hampshire	12/5/2015	W, 98-44			
Won by 45+	47 (110-63) Cal State Fullerton	12/28/2025	W, 110-63	47 at UCF	2/24/2019	L, 95-48
Won by 40+	47 (110-63) Cal State Fullerton	12/28/2025	W, 110-63	47 at UCF	2/24/2019	L, 95-48
Won by 35+	47 (110-63) Cal State Fullerton	12/28/2025	W, 110-63	47 at UCF	2/24/2019	L, 95-48
Won by 33+	47 (110-63) Cal State Fullerton	12/28/2025	W, 110-63	34 at [2/2] Houston	1/5/2023	L, 87-53
Won by 30+	47 (110-63) Cal State Fullerton	12/28/2025	W, 110-63	32 at UCF	1/8/2023	L, 85-53
Won by 27+	47 (110-63) Cal State Fullerton	12/28/2025	W, 110-63	27 (89-62) [4/4] Duke	1/4/2025	L, 89-62
Won by 25+	47 (110-63) Cal State Fullerton	12/28/2025	W, 110-63	25 (98-73) [25/rv] Louisville	1/21/2025	L, 98-73
Won by 20+	47 (110-63) Cal State Fullerton	12/28/2025	W, 110-63	25 (98-73) [25/rv] Louisville	1/21/2025	L, 98-73
Led by 35+ at halftime	35 (52-17) McNeese State	12/22/2013	W, 88-59			
Led by 34+ at halftime	34 (60-26) at Miami	1/18/2025	W, 117-74			
Led by 30+ at halftime	32 (51-19) Cal State Fullerton	12/28/2025	W, 110-63			
Led by 25+ at halftime	32 (51-19) Cal State Fullerton	12/28/2025	W, 110-63	26 (49-23) at [2/2] Houston	1/5/2023	L, 87-53
Led by 20+ at halftime	32 (51-19) Cal State Fullerton	12/28/2025	W, 110-63	23 (50-27) [25/rv] Louisville	1/21/2025	L, 98-73
Started with 17-0 run	19-0 (UH scored 11:42) Hartford	11/27/2019	W, 90-58	19-0 (SMU 11:08) at UCF	3/4/2020	L, 61-58
Started with 16-0 run	16-0 (NSU scored 13:14) Northwestern State	11/15/2021	W, 95-48	19-0 (SMU 11:08) at UCF	3/4/2020	L, 61-58
Started with 14-0 run	15-0 (Temple scored 14:08) Temple	1/16/2024	W, 77-64	14-0 (SMU 14:09) vs Boise State	3/18/2021	L, 85-84
Started with 10-0 run	10-0 (CSF scored 16:11) Cal State Fullerton	12/28/2025	W, 110-63	11-0 (SMU 17:40) [6/7] Houston	2/9/2022	W, 85-83
Run of at least 20-0	22-0 Tarleton State	11/4/2024	W, 96-62			
Run of at least 15-0	16-0 (2nd half) UAPB	11/18/2025	W, 106-60			
Run of at least 12-0	13-0 (2nd half) Cal State Fullerton	12/28/2025	W, 110-63	12-0 at Virginia	1/15/2025	W, 54-52
Run of at least 11-0	13-0 (2nd half) Cal State Fullerton	12/28/2025	W, 110-63	11-0 (2nd half) Radford	11/24/2025	W, 89-72
Run of at least 10-0	11-0 (1st half) [12/12] North Carolina	1/3/2026	W, 97-83	10-0 (1st half) Central Arkansas	12/21/2025	W, 99-82
Tied on FG in last 20 secs (force ot)	25-ft top of key 3FG at 19.0 at Vanderbilt (Isaiha Mike)	1/4/2020	W, 92-81 ot	Driving layup at 2.0 at Wichita St (Caleb Porter Jr.)	2/12/2023	L, 91-89 (2OT)
Tied on FG in last 10 secs (force ot)	25-ft left wing 3FG at 0.0 Houston (Shawn Williams)	2/2/2013	L, 84-80 ot	Driving layup at 2.0 at Wichita St (Caleb Porter Jr.)	2/12/2023	L, 91-89 (2OT)
previous	35-ft 3FG at 0.5 Rice (Dez Willingham)	1/21/2006	W, 80-69 ot	Tip 0.6 at Tulsa (Bryant Selebanguie)	1/18/2023	W, 79-76 (OT)
previous				Layup 4.0 (1OT) at Georgia (Sahvir Wheeler)	12/20/2019	L, 87-85 (2OT)
Tied on FT in last 10 secs (force ot)	3-3 FT at 0:06.8 Marshall (Dez Willingham)	2/16/2006	L, 75-72 ot			
Won on shot in last 10 seconds	driving reverse layup at 4.2 Butler (Jaron Pierre Jr.)	11/15/2025	W, 87-85	Left wing 3 - 3.2 at [15/15] Memphis (Jahvon Quinerly)	1/7/2024	L, 62-59
previous	tip-in at 2.9 Syracuse (Keon Ambrose-Hylton)	3/4/2025	W, 77-75			
previous	24-ft right wing 3FG 0.4 at Virginia (Boopie Miller)	1/15/2025	W, 54-52	28-ft running 3 - 0.9 at Hawaii (Jovon McClanahan)	12/25/2022	L, 58-57
previous	10-ft driving floater 2.1 vs Cal Baptist (Boopie Miller)	11/26/2024	W, 79-77	Putback layup 10.1 vs Boise State (Devonaire Doutrive)	3/18/2021	L, 85-84
previous	5-ft driving jumper 0.2 at Dayton (Emmanuel Bandomel)	12/5/2020	W, 66-64			
previous	10-ft right baseline vs Wright St (Jimmy Whitt Jr.)	11/21/2018	W, 77-76			
previous	3FG right corner at 6.5 California	3/26/2014	W, 67-65			
Won on shot in final second	24-ft right wing 3FG 0.4 at Virginia (Boopie Miller)	1/15/2025	W, 54-52	28-ft running 3 - 0.9 at Hawaii (Jovon McClanahan)	12/25/2022	L, 58-57
Won on shot at buzzer	19-ft inside top key at 0.0 at Tulsa (Jeremiah Samarrippas)	1/7/2012	W, 57-55	75-ft 3FG 0.0 at Marshall (Markel Humphrey)	1/21/2009	L, 53-50
Won on FT in last 10 seconds	1-2 FTs at 3.0 Temple (Zhuric Phelps)	2/8/2023	W, 72-71	2-2 FT 0:00.6 SC-Update (Mezie Uzochukwu)	12/18/2007	L, 58-56
	2-2 FTs at 0:00.1 Jacksonville (Papa Dia)	3/19/2011	W, 63-62			
Shot 70%	72.3 (34-47) Lamar	11/21/2010	W, 102-70			
Shot 69.5%	69.8 (30-43) Southern Miss	1/22/2011	W, 79-65	66.1 Kansas St.	12/2/1978	
Shot 65%	69.2 (45-65) at Miami	1/18/2025	W, 117-74	62.1 (36-58) vs [rv/rv] LSU	12/13/2025	L, 89-77
Shot 60%	60.0 (36-60) [12/12] North Carolina	1/3/2026	W, 97-83	28.8 (19-66) Texas A&M-Corpus Christi	11/6/2025	W, 69-58
Shot 30% or less	25.9 (14-54) at Cincinnati	1/28/2020	L, 65-43	26.6 (17-64) [23/22] Cincinnati	2/27/2019	L, 52-49
Shot 27% or less	25.9 (14-54) at Cincinnati	1/28/2020	L, 65-43	24.5% (12-49) Northwestern State	11/5/2017	W, 81-35
Shot 25% or less	24.6 (17-69) at UCF	2/24/2019	L, 95-48	19.6% (10-51) at Rice	2/9/2013	W, 61-39
Shot 20% or less	17.4 (8-46) UAB	2/15/2012	L, 47-28			
Had 60 team Rebounds	62 Nicholls	12/16/2015	W, 86-42			
Had 57 team Rebounds	59 Prairie View A&M	11/18/2024	W, 110-69	58 at UCF	2/24/2019	L, 95-48
Had 55 team Rebounds	56 Alabama State	12/3/2024	W, 101-72	58 at UCF	2/24/2019	L, 95-48
Had 50 team Rebounds	50 at Mississippi State	11/28/2025	W ot, 87-81	52 Cincinnati	1/14/2023	L, 54-52
Had 20 or less Rebounds	20 at [7/4] Wichita State	1/17/2018	W, 83-78	18 at Miami	1/18/2025	W, 117-74
Had 18 or less Rebounds	18 at Southern Miss	2/29/2012	L, 67-60	17 East Carolina	2/21/2016	W, 74-63
Had 17 or less Rebounds	17 Marshall	2/13/2008	L, 75-74	17 East Carolina	2/21/2016	W, 74-63
Had 16 or less Rebounds				16 [RV/RV] Wyoming	12/5/2014	W, 66-53
Had +38 Rebound Margin	+39 (82-43) Texas Lutheran	1/28/1977	W, 117-77			
Had +31 Rebound Margin	+37 (62-25) Nicholls	12/16/2015	W, 86-42			
Had +30 Rebound Margin	+30 (55-25) Northwestern State	11/15/2021	W, 95-48	+28 (54-26) at [2/2] Houston	1/5/2023	L, 87-53
Had +25 Rebound Margin	+26 (51-25) vs Washington State	11/27/2024	W, 77-60	+28 (54-26) at [2/2] Houston	1/5/2023	L, 87-53
Had +20 Rebound Margin	+23 (43-20) at Notre Dame	2/19/2025	W, 97-73			

Had +20 Rebound Margin 4 straight gms	+25 (48-23), +25 (45-20), +37 (62-25), +26 (49-23)					
	New Hampshire 12/5/15 (W98-44), Michigan 12/8 (W82-58), Nicholls 12/16 (W86-42), Hampton 12/17(W105-72)					
Had 24+ Offensive Rebounds	27 (45 total) at [rv/rv] South Florida	2/25/2024	L, 79-68			
Had 23+ Offensive Rebounds	23 (59 total) Prairie View A&M	11/18/2024	W, 110-69	23 (37 total) Houston	1/19/2016	W, 77-73
Had 22+ Offensive Rebounds	22 (51 total) vs Washington State	11/27/2024	W, 77-60	22 (45 total) Sam Houston	11/24/2021	W, 75-66
Had 21+ Offensive Rebounds	21 (41 total) [4/4] Duke	1/4/2025	W, 89-62	21 (48 total) Arkansas State	11/21/2025	W, 100-69
Had 20+ Offensive Rebounds	20 (49 total) Cal State Fullerton	12/28/2025	W, 110-63	21 (48 total) Arkansas State	11/21/2025	W, 100-69
Had 28 assists	30 Cal State Fullerton	12/28/2025	W, 110-63			
Had 25 assists	30 Cal State Fullerton	12/28/2025	W, 110-63	27 [25/rv] Louisville	1/21/2025	L, 98-73
Had 22 assists	23 [12/12] North Carolina	1/3/2026	W, 97-83	24 Butler	11/15/2025	W, 87-85
Had 20 assists	23 [12/12] North Carolina	1/3/2026	W, 97-83	21 [12/12] North Carolina	1/3/2026	W, 97-83
Had 7 or less assists	7 at Stanford	3/1/2025	L, 73-68	6 Arkansas State	11/21/2025	W, 100-69
Had 6 or less assists	5 at [rv/rv] Florida Atlantic	2/22/2024	L, 80-70	6 Arkansas State	11/21/2025	W, 100-69
Had 5 or less assists	5 at [rv/rv] Florida Atlantic	2/22/2024	L, 80-70	4 at Florida State	12/16/2023	W, 68-57
Had 4 or less assists	3 UAB	2/15/2012	L, 47-28	4 at Florida State	12/16/2023	W, 68-57
Had 13 blocks	13 (Ties SMU Record) Midwestern State	12/29/2014	W, 70-61			
Had 12 blocks	12 Houston Christian	12/19/2023	W, 89-53	12 Cincinnati	1/14/2023	L, 54-52
Had 11 blocks	12 Houston Christian	12/19/2023	W, 89-53	12 Cincinnati	1/14/2023	L, 54-52
Had 10 blocks	12 Houston Christian	12/19/2023	W, 89-53	10 Tulane	2/1/2024	W, 80-76
Had 9 blocks	9 Temple	1/16/2024	W, 77-64	10 Tulane	2/1/2024	W, 80-76
Had 8 blocks	8 Prairie View A&M	11/18/2024	W, 110-69	8 at [17/16] Vanderbilt	12/3/2025	L, 88-69
Had 0 blocks	0 at Stanford	3/1/2025	L, 73-68	0 at Tulane	1/15/2022	W, 75-66
Had 0 combined blocks	0 (0-0) at Michigan	12/20/2014	W, 62-51	0 (0-0) at Michigan	12/20/2014	W, 62-51
Had 19 steals	26 Arkansas State	11/21/2025	W, 100-69			
Had 17 steals	26 Arkansas State	11/21/2025	W, 100-69	17 [11/9] Louisville	3/5/2014	L, 84-71
Had 15 steals	26 Arkansas State	11/21/2025	W, 100-69	16 at Tulane	2/1/2023	L, 74-52
Had 13 steals	26 Arkansas State	11/21/2025	W, 100-69	14 vs Temple	3/14/2024	L, 75-60
Had 12 steals	26 Arkansas State	11/21/2025	W, 100-69	12 Radford	11/24/2025	W, 89-72
Had 3 or less steals	2 at [17/16] Vanderbilt	12/3/2025	L, 88-69	3 Texas A&M-Corpus Christi	11/6/2025	W, 69-58
Had 2 or less steals	2 at [17/16] Vanderbilt	12/3/2025	L, 88-69	1 Syracuse	3/4/2025	W, 77-75
Had 1 or less steals	1 at NC State	1/25/2025	W, 63-57	1 Syracuse	3/4/2025	W, 77-75
Had 0 steals	0 [21/17] Houston	1/16/2019	L, 69-58	0 at Houston	2/12/2015	W, 75-69
Had +12 Steal Differential	+22 (26-4) Arkansas State	11/21/2025	W, 100-69			
Had +11 Steal Differential	+22 (26-4) Arkansas State	11/21/2025	W, 100-69	+11 (17-6) [11/9] Louisville	3/5/2014	L, 84-71
Had +10 Steal Differential	+22 (26-4) Arkansas State	11/21/2025	W, 100-69	+10 (12-2) [rv/rv] Cincinnati	1/7/2016	W, 59-57
Had +9 Steal Differential	+22 (26-4) Arkansas State	11/21/2025	W, 100-69	+9 (11-2) at Texas A&M	11/30/2022	L, 83-64
Had 8 or less turnovers	7 [12/12] North Carolina	1/3/2026	W, 97-83	5 at [17/16] Vanderbilt	12/3/2025	L, 88-69
Had 7 or less turnovers	7 [12/12] North Carolina	1/3/2026	W, 97-83	5 at [17/16] Vanderbilt	12/3/2025	L, 88-69
Had 6 or less turnovers	6 Syracuse	3/4/2025	W, 77-75	5 at [17/16] Vanderbilt	12/3/2025	L, 88-69
Had 5 or less turnovers	4 at Rice	2/7/2024	W, 95-69	5 at [17/16] Vanderbilt	12/3/2025	L, 88-69
Had 4 or less turnovers	4 at Rice	2/7/2024	W, 95-69	4 [21/17] Houston	1/16/2019	L, 69-58
Had 3 or less turnovers	3 vs Tulsa	3/11/2022	W, 83-58	2 at Houston	2/13/2010	L, 66-60
Had 26 or more turnovers	26 vs. #24 UAB	3/9/2006	L, 69-55	32 Arkansas State	11/21/2025	W, 100-69
Had 24 or more turnovers	25 Texas State	12/29/2007	W, 77-70	32 Arkansas State	11/21/2025	W, 100-69
Had 23 or more turnovers	23 [11/9] Louisville	3/5/2014	L, 84-71	32 Arkansas State	11/21/2025	W, 100-69
Had +15 Turnover Differential	+24 (8-32) Arkansas State	11/21/2025	W, 100-69	+15 (11-26) vs. #24 UAB	3/9/2006	L, 69-55
Had +14 Turnover Differential	+24 (8-32) Arkansas State	11/21/2025	W, 100-69	+15 (11-26) vs. #24 UAB	3/9/2006	L, 69-55
Had +12 Turnover Differential	+24 (8-32) Arkansas State	11/21/2025	W, 100-69	+12 (6-18) at USF	3/7/2020	L, 61-60
Had +10 Turnover Differential	+24 (8-32) Arkansas State	11/21/2025	W, 100-69	+12 (6-18) at USF	3/7/2020	L, 61-60
Had 43 3pt attempts				43 (18-43) at Houston	2/16/2008	L, 69-47
Had 40 3pt attempts				42 (19-42) [25/rv] Louisville	1/21/2025	L, 98-73
Had 37 3pt attempts	37 (10-37) UCF	2/10/2019	L, 71-65	39 (11-39) Radford	11/24/2025	W, 89-72
Had 36 3pt attempts	36 (6-36) at Tulane	2/19/2020	L, 80-72	39 (11-39) Radford	11/24/2025	W, 89-72
Had 35 3pt attempts	35 (8-35) Wake Forest	2/15/2025	L, 77-66	39 (11-39) Radford	11/24/2025	W, 89-72
Had 33 3pt attempts	33 (11-33) Central Arkansas	12/21/2025	W, 99-82	34 (8-34) vs Texas A&M	12/7/2025	W ot, 93-80
Had 30 3pt attempts	31 (14-31) Cal State Fullerton	12/28/2025	W, 110-63	32 (8-32) Cal State Fullerton	12/28/2025	W, 110-63
Had 8 or less 3pt attempts	5 (0-5) vs. [rv/rv] Colorado	12/22/2015	W, 70-66	7 (5-7) Ark-Little Rock	11/12/2010	L, 57-47
Had 7 or less 3pt attempts	5 (0-5) vs. [rv/rv] Colorado	12/22/2015	W, 70-66	7 (5-7) Ark-Little Rock	11/12/2010	L, 57-47
Had 5 or less 3pt attempts	5 (0-5) vs. [rv/rv] Colorado	12/22/2015	W, 70-66	5 Southern Miss	2/4/2006	W, 58-53
Had 4 or less 3pt attempts	2 (0-2) at Tulsa	3/6/2013	W, 71-65			
Made 18 3-pointers				19 (19-42) [25/rv] Louisville	1/21/2025	L, 98-73
Made 16 3-pointers	16 (16-37) UC Riverside	11/20/2010	L, 73-69 ot	19 (19-42) [25/rv] Louisville	1/21/2025	L, 98-73
Made 15 3-pointers	15 (15-23) at Murray State	12/22/2023	W, 92-65	19 (19-42) [25/rv] Louisville	1/21/2025	L, 98-73
Made 14 3-pointers	14 (14-27) [12/12] North Carolina	1/3/2026	W, 97-83	14 (14-29) [18/17] Clemson	2/22/2025	L, 79-69
Made 13 3-pointers	14 (14-27) [12/12] North Carolina	1/3/2026	W, 97-83	13 (13-29) Butler	11/15/2025	W, 87-85
Made 12 3-pointers	14 (14-27) [12/12] North Carolina	1/3/2026	W, 97-83	12 (12-28) [12/12] North Carolina	1/3/2026	W, 97-83
Made 11 3-pointers	14 (14-27) [12/12] North Carolina	1/3/2026	W, 97-83	12 (12-28) [12/12] North Carolina	1/3/2026	W, 97-83
Made 10 3-pointers	14 (14-27) [12/12] North Carolina	1/3/2026	W, 97-83	12 (12-28) [12/12] North Carolina	1/3/2026	W, 97-83
Made 0 3-pointers	0 (0-5) vs. [rv/rv] Colorado	12/22/2015	W, 70-66	0 Southern Miss	1/10/2007	L, 57-56
Made 0 3-pointers (back-to-back)	Wyoming (0-5) & Tulsa (0-13)	1/2 & 1/6/2013	L, 59-56 & L, 48-47			
Shot 50% 3-pointers (min. 15 FGM)	65.2 (15-23) at Murray State	12/22/2023	W, 92-65	50.0 (15-30) at Memphis	2/20/2010	L, 76-63
Shot 70% 3-pointers (min. 10 FGM)	71.4 (10-14) McNeese State	12/2/2013	W, 88-59	71.4 (10-14) vs. [RV/RV] Virginia	11/29/2013	L, 76-73
Shot 60% 3-pointers (min. 10 FGM)	68.8 (11-16) at Boston College	12/21/2024	W, 103-77	71.4 (10-14) vs. [RV/RV] Virginia	11/29/2013	L, 76-73
Shot 55% 3-pointers (min. 10 FGM)	57.1 (12-21) Oklahoma State	3/23/2025	L, 85-83	59.1 (13-22) vs Iona	12/22/2022	W, 85-81
Shot 52% 3-pointers (min. 10 FGM)	57.1 (12-21) Oklahoma State	3/23/2025	L, 85-83	52.2 (12-23) North Texas	2/11/2024	W, 71-68
Shot 50% 3-pointers (min. 10 FGM)	51.9 (14-27) [12/12] North Carolina	1/3/2026	W, 97-83	50.0 (11-22) at North Carolina	1/7/2025	L, 82-67
Shot 72% 3-pointers (min. 5 FGM)	72.7 (8-11) Rider	11/21/2012	W, 83-70	71.4 (10-14) vs. [RV/RV] Virginia	11/29/2013	L, 76-73
Shot 70% 3-pointers (min. 5 FGM)	71.4 (10-14) McNeese State	12/2/2013	W, 88-59	71.4 (10-14) vs. [RV/RV] Virginia	11/29/2013	L, 76-73
Shot 60% 3-pointers (min. 5 FGM)	68.8 (11-16) at Boston College	12/21/2024	W, 103-77	71.4 (10-14) vs. [RV/RV] Virginia	11/29/2013	L, 76-73
Shot 55% 3-pointers (min. 5 FGM)	57.1 (12-21) Oklahoma State	3/23/2025	L, 85-83	59.1 (13-22) vs Iona	12/22/2022	W, 85-81
Shot 52% 3-pointers (min. 5 FGM)	57.1 (12-21) Oklahoma State	3/23/2025	L, 85-83	52.9 (9-17) vs Cal Baptist	11/26/2024	W, 79-77
Shot 50% 3-pointers (min. 5 FGM)	51.9 (14-27) [12/12] North Carolina	1/3/2026	W, 97-83	50.0 (11-22) at North Carolina	1/7/2025	L, 82-67
Had 54 FT attempts	54 (36-54) TCU	1/27/1996	W ot, 87-83			
Had 50 FT attempts	50 (34-50) at Texas State	1/2/2010	L, 91-96			
Had 45 FT attempts	50 (34-50) at Texas State	1/2/2010	L, 91-96			
Had 40 FT attempts	42 (33-42) Tarleton State	11/3/2025	W, 96-76	43 (32-43) at Arizona State	12/6/2023	L, 76-74
Had 35 FT attempts	42 (33-42) Tarleton State	11/3/2025	W, 96-76	35 (29-35) Tarleton State	11/3/2025	W, 96-76
Had 30 FT attempts	32 (25-32) Radford	11/24/2025	W, 89-72	34 (22-34) vs Texas A&M	12/7/2025	W ot, 93-80
Had 16 FT attempts (OT)	16 (12-16) Rice	1/21/2006	W, 80-69 ot			
Had 10 FT attempts (OT)	10 (9-10) vs Texas A&M	12/7/2025	W ot, 93-80			
Had 8 or less FT attempts	7 (3-7) at Virginia	1/15/2025	W, 54-52	2 (2-2) at Stanford	3/1/2025	L, 73-68

Had 7 or less FT attempts	7 (3-7) at Virginia	1/15/2025	W, 54-52	2 (2-2) at Stanford	3/1/2025	L, 73-68
Had 6 or less FT attempts	6 (4-6) vs West Virginia	11/20/2023	W, 70-58	2 (2-2) at Stanford	3/1/2025	L, 73-68
Had 4 or less FT attempts	4 (3-4) at Rice	2/7/2024	W, 95-69	2 (2-2) at Stanford	3/1/2025	L, 73-68
Had 3 or less FT attempts	3 (2-3) [23/22] Cincinnati	2/27/2019	L, 52-49	2 (2-2) at Stanford	3/1/2025	L, 73-68
Had 2 or less FT attempts	2 (2-2) vs [8/8] Cincinnati	3/9/2018	L, 61-51	2 (2-2) at Stanford	3/1/2025	L, 73-68
Had 1 or less FT attempts				1 (1-1) at Houston	2/16/2011	W, 65-51
Had +30 FTA Differential	+36 (45-9) Prairie View A&M	12/20/2007	W, 57-49			
Had +25 FTA Differential	+27 (37-10) vs. Missouri State	11/25/2012	W, 62-61	+26 (32-6) at Rice	3/4/2006	L, 68-66
Had +24 FTA Differential	+24 (34-10) Temple	1/4/2017	W, 79-65	+24 (43-19) at Arizona State	12/6/2023	L, 76-74
Had +22 FTA Differential	+23 (40-17) Cincinnati	3/3/2022	W, 76-71	+24 (43-19) at Arizona State	12/6/2023	L, 76-74
Had +20 FTA Differential	+20 (22-2) at Stanford	3/1/2025	L, 73-68	+24 (43-19) at Arizona State	12/6/2023	L, 76-74
Had 30 FTA (in a half)	30 (23-30) - 2nd half Cincinnati	3/3/2022	W, 76-71			
Had 26 FTA (in a half)	28 (19-28) - 2nd half [rv/rv] Mississippi State	11/20/2024	L, 84-79	28 (18-28) - 2nd half vs Cincinnati	3/12/2021	L, 74-71
Had 25 FTA (in a half)	28 (19-28) - 2nd half [rv/rv] Mississippi State	11/20/2024	L, 84-79	25 (17-25) - 2nd half at Arizona State	12/6/2023	L, 76-74
Had 22 FTA (in a half)	22 (17-22) - 1st half Tarleton State	11/3/2025	W, 96-76	23 (20-23) - 2nd half Tarleton State	11/3/2025	W, 96-76
Had 20 FTA (in a half)	21 (17-21) - 2nd half Radford	11/24/2025	W, 89-72	23 (20-23) - 2nd half Tarleton State	11/3/2025	W, 96-76
Made 35 FTs	35 (35-41) Centenary	11/22/2005	W, 85-67	36 (36-40) at [5] Memphis	2/18/2009	L, 90-47
Made 34 FTs	34 (34-50) at Texas State	1/2/2010	L, 91-86	36 (36-40) at [5] Memphis	2/18/2009	L, 90-47
Made 32 FTs	33 (33-42) Tarleton State	11/3/2025	W, 96-76	32 (32-43) at Arizona State	12/6/2023	L, 76-74
Made 30 FTs	33 (33-42) Tarleton State	11/3/2025	W, 96-76	30 (30-35) at [-/rv] Indiana State	3/20/2024	L, 101-92
Made 25 FTs	26 (26-28) vs Texas A&M	12/7/2025	W ot, 93-80	29 (29-35) Tarleton State	11/3/2025	W, 96-76
Made 5 or less FT	3 (3-7) at Virginia	1/15/2025	W, 54-52	2 (2-2) at Stanford	3/1/2025	W, 73-68
Made 4 or less FT	3 (3-7) at Virginia	1/15/2025	W, 54-52	2 (2-2) at Stanford	3/1/2025	W, 73-68
Made 3 or less FT	3 (3-7) at Virginia	1/15/2025	W, 54-52	2 (2-2) at Stanford	3/1/2025	W, 73-68
Made 2 or less FT	2 (2-3) [23/22] Cincinnati	2/27/2019	L, 52-49	2 (2-2) at Stanford	3/1/2025	W, 73-68
Made 1 or less FT				1 (1-5) Memphis	2/20/2022	W, 73-57
Had +22 FTM Differential	+22 (30-8) Prairie View A&M	12/20/2007	L, 57-49	+23 (33-4) at UAB	2/14/2009	L, 78-75
Had +20 FTM Differential	+21 (22-1) Louisiana Tech	12/31/2011	W, 73-65	+22 (32-10) at Arizona State	2/14/2023	L, 76-74
Had +17 FTM Differential	+19 (33-14) Cincinnati	3/3/2022	W, 76-71	+19 (27-8) at UAB	3/10/2024	L, 74-70
Had +15 FTM Differential	+16 (26-10) Longwood	12/29/2024	W, 98-82	+19 (27-8) at UAB	3/10/2024	L, 74-70
Made 20 FTs (in a half)	23 (23-30) - 2nd half Cincinnati	3/3/2022	W, 76-71	20 (20-23) - 2nd half Tarleton State	11/3/2025	W, 96-76
Shot 90% Fts (Min 30 FTM)				90.0 (36-40) at [5] Memphis	2/18/2009	L, 90-47
Shot 90% Fts (Min 20 FTM)	95.2 (20-21) vs. Alcorn State	12/22/2012	W, 67-52	90.0 (27-30) at [rv/rv] South Florida	2/25/2024	L, 79-68
Shot 96% Fts (Min 15 FTM)	100 (16-16) at UCF	3/4/2020	L, 61-58			
Shot 94% Fts (Min 15 FTM)	95.0 (19-20) at ECU	2/8/2021	W, 71-56	94.4 (17-18) East Carolina	2/23/2013	L, 72-69
Shot 92% Fts (Min 15 FTM)	93.8 (15-16) Washington State	3/20/2022	L, 75-63	93.8 (15-16) Lamar	11/9/2023	W, 78-67
Shot 90% Fts (Min 15 FTM)	93.8 (15-16) Washington State	3/20/2022	L, 75-63	90.0 (27-30) at [rv/rv] South Florida	2/25/2024	L, 79-68
Shot 100% FT (Min 10 FTM)	100 (16-16) at UCF	3/4/2020	L, 61-58	100 (11-11) vs LMU	11/22/2021	L, 76-70
Shot 94% Fts (Min 10 FTM)	95.0 (19-20) at ECU	2/8/2021	W, 71-56	100 (11-11) vs LMU	11/22/2021	L, 76-70
Shot 93% Fts (Min 10 FTM)	93.8 (15-16) Washington State	3/20/2022	L, 75-63	93.8 (15-16) Lamar	11/9/2023	W, 78-67
Shot 92% Fts (Min 10 FTM)	92.9 (26-28) vs Texas A&M	12/7/2025	W ot, 93-80	92.3 (12-13) vs Wisconsin	11/22/2023	L, 69-61
Shot 90% Fts (Min 10 FTM)	92.9 (26-28) vs Texas A&M	12/7/2025	W ot, 93-80	90.0 (27-30) at [rv/rv] South Florida	2/25/2024	L, 79-68
No players score 10+	0 at UCF	2/24/2019	L, 95-48	0 A&M-Corpus Christi	11/30/2020	W, 91-54
Eight players score 8+	8 Savannah State	12/19/2005	W, 89-46			
(Bryan Hopkins 19, Donatas Rackauskas 12, Brian Epps 11, Brian Morris 11, Dez Willingham 11, Derrick Roberts 9, Ike Ofoegbu 8, Devon Pearson 8)	7 (18,17,16,14,13,10,10) at Miami	1/18/2025	W, 117-74			
Seven double digit scorers						
(Boopie Miller 18, Matt Cross 17, Samet Yigitoglu 15, Chuck Harris 14, Karo Oquendo 13, Keon Ambrose-Hyton 10, B.J. Edwards 10)	6 (21,21,15,14,11,11) Cal State Fullerton	12/28/2025	W, 110-63	6 (19,14,14,12,12,10) at Butler	11/15/2024	L, 81-68
Six double digit scorers	5 (27,23,15,13,12) [12/12] North Carolina	1/3/2026	W, 97-83	5 [rv/rv] Mississippi State	11/22/2024	L, 84-79
Five double digit scorers	6 (23,15,15,11,11) UAPB	11/18/2025	W, 106-60			
Six 10+ scorers (2 straight gms)	6 (24,17,15,14,13,11) Arkansas State	11/21/2025	W, 100-69			
	5,5,6,6 Murray State	11/11/2025	W, 102-91	5, 5 at [2/2] Houston	1/5/2023	L, 87-53
Five 10+ scorers (2 straight gms)	Butler	11/15/2025	W, 87-85	at UCF	1/8/2023	L, 85-53
	UAPB	11/18/2025	W, 106-60			
	Arkansas State	11/21/2025	W, 100-69			
Five 10+ scorers (3 straight gms)	5,5,6,6 Murray State	11/11/2025	W, 102-91			
	Butler	11/15/2025	W, 87-85			
	UAPB	11/18/2025	W, 106-60			
	Arkansas State	11/21/2025	W, 100-69			
Four players score 15+	4 (23,15,15,15) UAPB	11/18/2025	W, 106-60	4 (18,18,16,15) New Mexico	11/15/2022	L, 84-63
Four players score 17+	4 (28,20,19,17) Murray State	11/11/2025	W, 102-91	4 (18,18,16,15) New Mexico	11/15/2022	L, 84-63
Three players score 18+	3 (28,20,19) Murray State	11/11/2025	W, 102-91	3 (27,19,18) at East Carolina	2/4/2023	L, 77-72
Three players score 15+	3 (27,23,15) [12/12] North Carolina	1/3/2026	W, 97-83	3 (28, 19, 16) Central Arkansas	12/21/2025	W, 89-82
3 players 15+ pts, 5 straight games	3, 3, 3, 4, 4 Tulane 2/15/17, at Houston 2/18, at UConn 2/25, Tulsa 3/2, Memphis 3/4					
3 players 15+ pts, 3 straight games	3, 3, 3 at Indiana State 3/20/24, Tarleton State 11/4/24, FAMU 11/7/24					
3 players 15+ pts, consecutive games	3,3 CSF 12/28/25, [12/12] North Carolina 1/3/26			3,3 Radford 11/24/25, at Mississippi State 11/28/25		
Two 20 pts scorers	2 (21 Edwards,21 O'Neal) Cal State Fullerton	12/28/2025	W, 110-63	2 (26,22) vs [rv/rv] LSU	12/13/2025	L, 89-77
Two 24 pts scorers	2 (28 Miller,24 Pierre Jr.) at Mississippi State	11/28/2025	W ot, 87-81	2 (26,22) vs [rv/rv] LSU	12/13/2025	L, 89-77
Two 20 pts scorers in consecutive gms	2,2,2 Central Ark. 12/21/25 (W), CS Fullerton 12/28/25 (W), [12/12] North Carolina (W)					
Three 20 pt scorers	3 (21,20,20) Tarleton State	11/3/2025	W, 96-76	3 at Wichita State	2/12/2023	L, 91-89 (2OT)
(Jaron Pierre Jr. 21, B.J. Edwards 20, Boopie Miller 20)				(Kennedy Pohoto 28, Craig Porter Jr. 22, Jaykwon Walton 20)		
Two 25 pts scorers	2 at Tulsa	1/1/2005	W, 95-83 ot	2 (35,25) at [-/rv] Indiana State	3/20/2024	L, 101-92
	(Bryan Hopkins 32, Eric Castro 28)			(Jayson Kent 35, Ryan Conwell 25)		
Two 27 pts scorers	2 at Tulsa	1/1/2005	W, 95-83 ot	2 UTEP	3/1/2008	W, 99-96 2ot
	(Bryan Hopkins 32, Eric Castro 28)			(Marvin Kilgore 28, Stefon Jackson 27)		
Two 30 pt scorers	2 Arkansas	1/30/1973		2 Texas Tech	1/21/1995	
	(Ira Terrell 33, Sammy Hervey 31)			(Jason Sasser 30, Mark Davis 30)		
Three players with 10+ Rebounds	3 Radford	11/24/2025	W, 89-72	3 Cincinnati	1/14/2023	L, 54-52
	(Jaron Pierre Jr. 13, Corey Washington 12, Samet Yigitoglu 10)					
Two players with 10+ Rebounds	2 (12 Yigitoglu, 11 Edwards) at Mississippi State	11/28/2025	W ot, 87-81	2 (12,10) vs [rv/rv] LSU	12/13/2025	L, 89-77
Four players with 8+ Rebounds	4 at Temple	2/9/2017	W, 66-50	4 Cincinnati	1/14/2023	L, 54-52
	(Ben Moore 12, Semi Ojeleye 10, Sterling Brown 9, Jarrey Foster 8)					
Five players with 5+ Rebounds	6 (13,10,9,6,6,6) at Mississippi State	11/28/2025	W ot, 87-81	5 (8,7,6,5,5) at [rv/rv] Florida Atlantic	2/22/2024	L, 80-70
Six players with 5+ Rebounds	6 (13,10,9,6,6,6) at Mississippi State	11/28/2025	W ot, 87-81	6 Louisiana	11/22/2022	L, 76-72 ot
5 w/ 5+ Rebs, consecutive games	5, 5 at Arizona State 12/6/23 L 76-74, at Florida State 12/16/23 W 68-57					
5 w/ 5+ Rebs, three straight games	5, 5, 5 Brown 11/29/15 W 77-69, at TCU 12/2 W 75-70, New Hampshire 12/5 W 98-44					
No players with 5+ rebounds	0 (2 with 4) vs Wisconsin	11/22/2023	L, 69-61	0 (2 with 4 rebs) Virginia	12/7/2024	W, 63-51
Eight players with 4+ rebounds	8 (4,4,4,4,6,7,7) UC Santa Barbara	11/22/2016	W, 84-57			
Had 3 players with a double-double	3 Cal State Fullerton	12/28/2025	W, 110-63	3 vs [rv/rv] LSU	12/13/2025	L, 89-77
	(B.J. Edwards 21 pts, 11 rebs, 10 asts; Boopie Miller 14 pts, 12 asts; Samet Yigitoglu 11 pts, 12 rebs)			Marquel Sutton (23 pts, 12 rebs), Pablo Tamba (14 pts, 10 rebs), Dedan Thomas (16 pts, 12 asts)		
Had 2 players with a double-double	3 Cal State Fullerton	12/28/2025	W, 110-63	3 vs [rv/rv] LSU	12/13/2025	L, 89-77
	(B.J. Edwards 21 pts, 11 rebs, 10 asts; Boopie Miller 14 pts, 12 asts; Samet Yigitoglu 11 pts, 12 rebs)			Marquel Sutton (23 pts, 12 rebs), Pablo Tamba (14 pts, 10 rebs), Dedan Thomas (16 pts, 12 asts)		

Had 2 double-doubles consecutive games
Two 20 pt scorers in consecutive games

Two players with 8+ assists
Two players with 7+ assists
Two players with 6+ assists
Three players with 5+ assists

Two players with 5+ assists
Five players with 2+ assists
Six players with 2+ assists
Seven players with 2+ assists
Eight players with 2+ assists

5 w/ 2+ Asts, consecutive games
5 w/ 2+ Asts, 3 straight games
5 w/ 2+ Asts, 4 straight games
6 w/ 2+ asts, consecutive
Five players with 4+ assists

Two players with 5+ 3FGs

Three players with 3+ 3FGs
Four players with 2+ 3FGs
Five players with 2+ 3FGs
Eight players with a steal
Seven players with a steal
Five players with 2+ steals
Three players with 3+ steals
Three players with 4+ steals
Six different players with a blocked shot
Four players with 2+ blocks
Three players with 2+ blocks
Started 3 Freshmen

Started 4 Freshmen

Won an overtime game
Lost an overtime game
Won a double overtime game
Lost a double overtime game
Won a triple overtime game
Lost a triple overtime game
Played consecutive overtime games
Won consecutive overtime games
Sold out at home

Won 18+ straight games
Won 10+ straight games
Won 8+ straight games
Won 5+ straight games
Won 10+ straight regular season games
Won 15+ straight R5 non-league games
Won 10+ straight R5 non-league games
Won 13+ straight R5 non-league at home
Won 10+ straight R5 non-league at home
Won 15+ straight non-league at home
Won 10+ straight non-league at home
Won 8+ straight league games
Won 5+ straight league games
Won 7+ straight road games
Won 6+ straight road games
Won 3+ straight road games
Won 7+ straight league road games
Won 6+ straight league road games
Won 3+ straight league road games
Won 20+ straight home games
Won 11+ straight home games
Won 10+ straight home games
Won 12+ straight league home games
Won 10+ straight league home games
Won 5+ straight league home games
Won 5+ straight league tournament games

Received Votes both polls
Received Votes AP
Received Votes Coaches Poll
Ranked in Top 25
Ranked in Top 20
Ranked in Top 15
Ranked in Top 12
Ranked in Top 10

Defeated a team receiving votes
Defeated a ranked opponent
Defeated an AP Top-20 opponent
Defeated an AP Top-10 opponent
Defeated an AP Top-5 opponent
Defeated a ranked opponent on road
Defeated an AP Top-20 opponent on road
Defeated an AP Top-10 opponent on road
Defeated an AP Top-20 at neutral site

2,2 Hartford 11/27/19, Abilene Christian 11/29/19			
at Rice (Derek Williams 22, Papa Dia 21)	1/20/2010	W, 73-65	
Houston Baptist (Derek Williams 27, Robert Nyakundi 20)	1/23/2010	W, 82-68	
2 (Miller 12, Edwards 10) Cal State Fullerton	12/28/2025	W, 110-63	
2 (Miller 12, Edwards 10) Cal State Fullerton	12/28/2025	W, 110-63	
2 (Miller 12, Edwards 6) [12/12] North Carolina	12/28/2025	W, 97-83	
3 at Wichita State	2/12/2023	L, 91-89 (2OT)	
(Zach Nutall 5, Zhuric Phelps 5, Samuel Williamson 5)			
2 (Miller 12, Edwards 6) [12/12] North Carolina	1/3/2026	W, 97-83	
5 (12,10,3,2,2) Cal State Fullerton	12/28/2025	W, 110-63	
6 (8,5,4,4,2,2) Central Arkansas	12/21/2025	W, 99-82	
7 Prairie View A&M	11/18/2024	W, 110-69	
8 Eastern Michigan	11/13/2016	W, 91-64	
(Shake Milton 5, Ben Emelogu 4, Harry Froling 3, Dashawn McDowell 3, Ben Moore 3, Tom Wilson 3, Sterling Brown 2, Jarrey Foster 2)			
6, 5 Central Arkansas 12/21/25, Cal State Fullerton 12/28/25			
6, 5, 6 ECU 3/6/24, at UAB 3/10/24, vs Temple 3/14/24			
5, 5, 5, 5 at Tulane (W 80-64 1/15/17) - at UCF (W 65-60 1/25/17)			
7, 6 New Hampshire 12/5/15 (W, 98-44), Michigan 12/8/15 (W, 82-58)			
5 Houston	1/21/2017	W, 85-64	
(Ben Moore 7, Shake Milton 5, Sterling Brown 4, Semii Ojeleye 4, Ben Emelogu 4)			
2 at USF	2/7/2016	W, 92-58	
(Shake Milton 6-9, Nic Moore 5-10)			
3 (4, 3, 3) Central Arkansas	12/21/2025	W, 99-82	
4 (5,3,2,2) [12/12] North Carolina	1/3/2026	W, 97-83	
5 (3,3,3,2,2) at Miami	1/18/2025	W, 117-74	
8 (2,2,2,2,1,1,1,1) UAB	2/4/2024	W, 72-69	
7 (3,2,2,2,1,1,1) Butler	11/15/2025	W, 87-85	
5 (10,7,4,2,2) Arkansas State	11/21/2025	W, 100-69	
3 (10,7,4) Arkansas State	11/21/2025	W, 100-69	
3 (4,4,4) Tarleton State	11/4/2024	W, 96-62	
7 (3,3,2,1,1,1,1) Houston Christian	12/19/2023	W, 89-53	
3 (3,2,2) vs Cal Baptist	11/26/2024	W, 79-77	
3 Houston	2/9/2008	W, 68-53	
(Papa Dia, Ryan Harp, Mike Walker)			
4 Florida Atlantic	11/29/1998	W, 91-61	
(DeWayne Floyd, Damon Hancock, Mike Niemi, Nigel Smith)			
vs Texas A&M	12/7/2025	W ot, 93-80	
at Wichita State	2/12/2023	L, 91-89 (2OT)	
UTEP	3/1/2008	W, 99-96 2ot	
at Wichita State	2/12/2023	L, 91-89 (2OT)	
Baylor	1/9/1988	W, 97-93 3ot	
Never			
at East Carolina 1/18/2006 (W, 74-70 ot); Rice 1/21/2006 (W, 80-69 ot)			
at East Carolina 1/18/2006 (W, 74-70 ot); Rice 1/21/2006 (W, 80-69 ot)			
19 of last 26 Houston (7094)	1/24/2015	W, 80-59	
18 Sam Houston (W, 85-50, 11/14/15) - ended at Temple (L, 89-80, 1/24/16)			
16 at Tulane (W 80-64 1/15/17) - ended vs. [-rv] USC (L, 66-65, 3/17/17)			
8 vs Tarleton State (11/3/25) - end at [17/16] Vanderbilt (L, 88-69, 12/3/25)			
8 vs Tarleton State (11/3/25) - end at [17/16] Vanderbilt (L, 88-69, 12/3/25)			
17 at Tulane (W 80-64 1/15/17) - ended vs Northern Iowa (L 61-58 11/22/17)			
15 Sam Houston (W 85-50 11/14/15)-ended vs [-rv] Michigan (L 76-54 11/18/16)			
13 vs Cal Baptist (W, 79-77, 11/26/24) - end at [17/16] Vanderbilt (L, 88-69, 12/3/25)			
13 Georgia State (W 85-76 12/23/19) - New Mexico (L 84-63 11/15/22)			
11+ Alabama State (W 101-72 12/3/24) -			
33 Texas Southern (W 72-59 11/26/14) - Southern Miss (L 74-64 11/11/18)			
13 Georgia State (W 85-76 12/23/19) - New Mexico (L 84-63 11/15/22)			
15 at Tulane (W, 80-64, 1/15/17) - ended at Tulane (L, 73-70, 1/4/18)			
5 at NC State (W, 63-57, 1/25/25) - ended Wake Forest (L, 77-66, 2/15/25)			
7 at UCF (W, 70-61, 1/11/15) to at Memphis (W, 66-57, 2/26/15)			
6 at Tulane (W, 80-64, 1/15/17) - ended at [20/20] TCU (L, 94-83, 12/5/17)			
6 at Virginia (W, 54-52, 1/15/25) - ended at Stanford (L, 73-68, 3/1/2025)			
7 at UCF (W, 70-61, 1/11/15) to at Memphis (W, 66-57, 2/26/15)			
6 at Tulane (W, 80-64, 1/15/17) - ended at Tulane (L, 73-70, 1/4/18)			
6 at Virginia (W, 54-52, 1/15/25) - ended at Stanford (L, 73-68, 3/1/2025)			
33 [rv/rv] Gonzaga (W 69-60, 2/13/16) - ended Temple (L, 66-64, 1/10/18)			
19 Temple (W, 79-68, 1/11/21) - ended Washington State (L, 75-63, 3/20/22)			
10+ East Texas A&M (W, 96-76, 11/3/25)			
14 East Carolina (W, 74-63, 2/21/16) - ended Temple (L, 66-64, 1/10/18)			
11 Temple (W, 79-68, 1/11/21) - ended Tulane (L, 97-88, 1/11/23)			
7 Charlotte (W, 66-54, 1/2/24) - ended UTSA (L, 77-73, 3/2/24)			
7 vs. ECU (W 74-68, 3/13/15) - end vs [8/8] Cincinnati (L 61-51, 3/9/18)			
RV/RV RV in AP / RV Coaches polls	12/8/2025	9-1, 0-0	
RV/RV RV in AP / RV Coaches polls	12/8/2025	9-1, 0-0	
-RV - / RV Coaches polls	12/15/2025	9-2, 0-0	
11/13 #11 in AP / #13 Coaches polls	3/13/2017	30-4, 17-1	
11/13 #11 in AP / #13 Coaches polls	3/13/2017	30-4, 17-1	
11/13 #11 in AP / #13 Coaches polls	3/13/2017	30-4, 17-1	
11/13 #11 in AP / #13 Coaches polls	3/13/2017	30-4, 17-1	
AP 8 #8 AP	1/18/2016	17-0, 6-0	
[12/12] [12/12] North Carolina	1/3/2026	W, 97-83	
[12/12] [12/12] North Carolina	1/3/2026	W, 97-83	
[12/12] [12/12] North Carolina	1/3/2026	W, 97-83	
[6/7] [6/7] Houston	2/9/2022	W, 85-83	
2/4 vs [2/4] Arizona	11/23/2017	W, 66-60	
20/20 at [20/20] Memphis	1/25/2020	W, 74-70	
20/20 at [20/20] Memphis	1/25/2020	W, 74-70	
7/4 at [7/4] Wichita State	1/17/2018	W, 83-78	
2/4 vs [2/4] Arizona	11/23/2017	W, 66-60	

2 (7, 7) [18/17] Clemson	2/22/2025	L, 79-69
2 (6, 6) Oklahoma State	3/23/2025	L, 85-83
3 (8,6,6) Tulane	1/11/2023	L, 97-88

5 (6,5) [12/12] North Carolina	1/3/2026	W, 97-83
5 (6,5,4,3,2) [12/12] North Carolina	1/3/2026	W, 97-83
6 (6,4,2,2,2,2) at [17/16] Vanderbilt	12/3/2025	L, 88-69
7 (6,4,4,3,2,2,2) Butler	11/15/2025	W, 87-85

6, 5 at [17/16] Vanderbilt 12/3/25; vs Texas A&M 12/7/25

2 UTSA	3/2/2024	L, 77-73
PJ Carter (5-9), Jordan Ivy-Curry (5-9)		
3 (4,3,3) at North Carolina	1/7/2025	L, 82-67
4 (3,3,2,2) [12/12] North Carolina	1/3/2026	W, 97-83

5 (3,3,2,2,2) Radford	11/24/2025	W, 89-72
4 (4,4,3,3) at Tulane	2/1/2023	L, 74-52
4 (4,4,3,3) at Tulane	2/1/2023	L, 74-52
6 (2,1,1,1,1,1) [4/4] Duke	1/4/2025	L, 89-62
4 (3,2,2,2) Tulane	2/1/2024	W, 80-76
3 (3,2,2) at Tulane	2/15/2024	W, 87-79

The Last Time...

Individual	SMU	Player	Opponent	Date	Result	Opp	Player	Opponent	Date	Result
Scored 50 pts	51	Gene Phillips	at Texas	3/2/1971	L, 96-88					
Scored 44 pts	51	Gene Phillips	at Texas	3/2/1971	L, 96-88	44	Jeff Webster	Oklahoma	2/2/1994	
Scored 40 pts	51	Gene Phillips	at Texas	3/2/1971	L, 96-88	40	Morris Almond	at Rice	3/4/2006	L, 68-66
Scored 39 pts	39	Jeryl Sasser	at UTEP	1/22/2001	L, 83-69	40	Morris Almond	at Rice	3/4/2006	L, 68-66
Scored 36 pts	36	Semi Ojeleye	vs. East Carolina	3/10/2017	W, 81-77	36	Zach Nutall	Sam Houston State	11/25/2020	W, 97-67
Scored 35 pts	35	Jaron Pierre Jr.	vs Texas A&M	12/7/2025	W ot, 93-80	35	Jayson Kent	at [-rv] Indiana State	3/20/2024	L, 101-92
Scored 32 pts	35	Jaron Pierre Jr.	vs Texas A&M	12/7/2025	W ot, 93-80	32	Kendal Coleman	vs Cal Baptist	11/6/2024	W, 79-77
Scored 31 pts	35	Jaron Pierre Jr.	vs Texas A&M	12/7/2025	W ot, 93-80	31	Matthew Cleveland	at Miami	1/18/2025	W, 117-74
Scored 30 pts	35	Jaron Pierre Jr.	vs Texas A&M	12/7/2025	W ot, 93-80	30	Reyne Smith	[25/rv] Louisville	1/21/2025	L, 98-73
Scored 25 pts	27	Boopie Miller	[12/12] North Carolina	1/3/2026	W, 97-83	28	Ty Robinson	Central Arkansas	12/21/2025	W, 99-82
Scored 25 pts (1st half)	26 (31)	Kario Oquendo	Oklahoma State	3/23/2025	L, 85-83					
Scored 20 pts (1st half)	26 (31)	Kario Oquendo	Oklahoma State	3/23/2025	L, 85-83	20 (28)	Ty Robinson	Central Arkansas	12/21/2025	W, 99-82
Scored 26 pts (2nd half)	27 (35)	Kendric Davis	vs Cincinnati	3/12/2021	L, 74-71	27 (30)	Tyler Harris	at USF	2/25/2023	L, 71-67
Scored 25 pts (2nd half)	27 (35)	Kendric Davis	vs Cincinnati	3/12/2021	L, 74-71	25 (31)	Matthew Cleveland	at Miami	1/18/2025	W, 117-74
Scored 24 pts (2nd half)	24 (30)	Kendric Davis	Washington State	3/20/2022	L, 75-63	25 (31)	Matthew Cleveland	at Miami	1/18/2025	W, 117-74
Scored 20 pts (2nd half)	21 (21)	Zhuric Phelps	ULM	11/26/2023	W, 70-57	25 (31)	Matthew Cleveland	at Miami	1/18/2025	W, 117-74
Scored 30 pts (as FR)	32	Paul McCoy	TAMU-CC	12/31/2008	W, 92-62					
Scored 25 pts (as FR)	29	Paul McCoy	at UAB	2/14/2009	L, 78-75					
Scored 24 pts (as FR)	24	Shake Milton	at Tulsa	12/29/2015	W, 81-69					
Scored 23 pts (as FR)	23	Ethan Chargois	ULM	11/12/2017	W, 83-65					
Scored 20 pts (as FR)	21	Jermaine O'Neal Jr.	Cal State Fullerton	12/28/2025	W, 110-63					
Led team in scoring (as FR)	21	Jermaine O'Neal Jr.	Cal State Fullerton	12/28/2025	W, 110-63					
Had 55% or more of team pts.						58.8 (40of68)	Morris Almond	at Rice	3/4/2006	L, 68-66
Had 53% or more of team pts.						53.7 (36of67)	Zach Nutall	Sam Houston State	11/25/2020	W, 97-67
Had 50% or more of team pts. previous	55.1 (27 of 49)	Jahmal McMurray	[23/22] Cincinnati	2/27/2019	L, 52-49	53.7 (36of67)	Zach Nutall	Sam Houston State	11/25/2020	W, 97-67
Had 25 rebounds	26	Ira Terrell	New Mexico St.	12/16/1975						
Had 20 rebounds	23	Jordan Tolbert	Nicholls	12/16/2015	W, 86-42	20	Tacko Fall	at UCF	2/24/2019	L, 95-48
	prievious: 21	Papa Dia	at Northern Iowa	3/21/2011	W, 57-50					
Had 19 rebounds	19	Jordan Tolbert	Hampton	12/17/2015	W, 105-72	19	Justin Gorham	[5/5] Houston	1/3/2021	L, 74-60
Had 18 rebounds	19	Jordan Tolbert	Hampton	12/17/2015	W, 105-72	18	Toumani Camara	at [24/25] Dayton	11/11/2022	L, 74-62
Had 17 rebounds	19	Jordan Tolbert	Hampton	12/17/2015	W, 105-72	17	Sheldon Williams	Texas A&M-Corpus C	11/6/2025	W, 69-58
Had 16 rebounds	16	Matt Cross	vs LSU	12/14/2024	W, 74-64	17	Sheldon Williams	Texas A&M-Corpus C	11/6/2025	W, 69-58
Had 15 rebounds	16	Matt Cross	vs LSU	12/14/2024	W, 74-64	17	Sheldon Williams	Texas A&M-Corpus C	11/6/2025	W, 69-58
Had 15+ rebs, back-to-back	23,19	Jordan Tolbert	Nicholls 12/16/15 (W), Hampton 12/17 (W)							
Had 12 rebs (1st half)	12 (21)	Papa Dia	at Northern Iowa	3/21/2011	W, 57-50	16 (20)	Tacko Fall	at UCF	2/24/2019	L, 95-48
Had 11 rebs (1st half)	11 (14)	Feron Hunt	at USF	3/10/2019	W, 77-71	16 (20)	Tacko Fall	at UCF	2/24/2019	L, 95-48
Had 10 rebs (1st half)	11 (14)	Feron Hunt	at USF	3/10/2019	W, 77-71	10 (15)	Henry Coleman II	[13/15] Texas A&M	11/14/2023	L, 79-66
Had 12 rebs (2nd half)	12 (23)	Jordan Tolbert	Nicholls	12/16/2015	W, 86-42	13 (19)	Justin Gorham	[5/5] Houston	1/3/2021	L, 74-60
Had 11 rebs (2nd half)	12 (23)	Jordan Tolbert	Nicholls	12/16/2015	W, 86-42	11 (17)	Justin Gorham	at [6/6] Houston	1/31/2021	L, 70-48
Had 10 rebs (2nd half)	12 (23)	Jordan Tolbert	Nicholls	12/16/2015	W, 86-42	11 (17)	Justin Gorham	at [6/6] Houston	1/31/2021	L, 70-48
Had 13 rebounds (as FR)	14	Feron Hunt	at USF	3/10/2019	W, 77-71					
Had 10 rebounds (as FR)	14	Feron Hunt	at USF	3/10/2019	W, 77-71					
Had 9 Off. Rebounds	9 (11)	Isiaha Mike	at Temple	2/13/2019	L, 82-74	9 (19)	Justin Gorham	[5/5] Houston	1/3/2021	L, 74-60
Had 8 Off. Rebounds	8 (10)	Samet Yigitoglu	vs [rv/rv] LSU	12/13/2025	L, 89-77	8 (17)	Sheldon Williams	Texas A&M-Corpus C	11/6/2025	W, 69-58
Had 7 Off. Rebounds	8 (10)	Samet Yigitoglu	vs [rv/rv] LSU	12/13/2025	L, 89-77	8 (17)	Sheldon Williams	Texas A&M-Corpus C	11/6/2025	W, 69-58
Had 17 Assists	17	Gerald Lewis	Texas	3/6/1993	W, 96-80					
Had 15 Assists	17	Gerald Lewis	Texas	3/6/1993	W, 96-80	16	Chucky Hepburn	[25/rv] Louisville	1/21/2025	L, 98-73
Had 14 Assists	14	Kendric Davis	Cincinnati	1/7/2021	L, 76-69	16	Chucky Hepburn	[25/rv] Louisville	1/21/2025	L, 98-73
Had 13 Assists	13	B.J. Edwards	Arkansas State	11/21/2025	W, 100-69	16	Chucky Hepburn	[25/rv] Louisville	1/21/2025	L, 98-73
Had 12 Assists	12	Boopie Miller	[12/12] North Carolina	1/3/2026	W, 97-83	12	Dedan Thomas Jr.	vs [rv/rv] LSU	12/13/2025	L, 89-77
Had 11 Assists	12	Boopie Miller	[12/12] North Carolina	1/3/2026	W, 97-83	12	Dedan Thomas Jr.	vs [rv/rv] LSU	12/13/2025	L, 89-77
Had 10 Assists	12	Boopie Miller	[12/12] North Carolina	1/3/2026	W, 97-83	12	Dedan Thomas Jr.	vs [rv/rv] LSU	12/13/2025	L, 89-77
Had 9 steals	10	B.J. Edwards	Arkansas State	11/21/2025	W, 100-69					
Had 8 steals	10	B.J. Edwards	Arkansas State	11/21/2025	W, 100-69					
Had 7 steals	10	B.J. Edwards	Arkansas State	11/21/2025	W, 100-69	7	Will Cummings	[RV/-] Temple	2/19/2015	W, 67-58
	7	Boopie Miller	Arkansas State	11/21/2025	W, 100-69					
Had 6 steals	10	B.J. Edwards	Arkansas State	11/21/2025	W, 100-69	6	Hysier Miller	vs Teple	3/14/2024	L, 75-60
	7	Boopie Miller	Arkansas State	11/21/2025	W, 100-69					
Had 5 steals	5	B.J. Edwards	Cal State Fullerton	12/28/2025	W, 110-63	6	Hysier Miller	vs Teple	3/14/2024	L, 75-60
Made 20 FGs	20	Gene Phillips	at Texas	3/2/1971	L, 96-88					
Made 14 FGs	14 (14-17)	Jahmal McMurray	Western Carolina	11/14/2018	W, 98-65	14	Morris Almond	at Rice	3/4/2006	L, 68-66
Made 12 FGs	13 (13-21)	Jaron Pierre Jr.	vs Texas A&M	12/7/2025	W ot, 93-80	12 (12-16)	Kendal Coleman	vs Cal Baptist	11/6/2024	W, 79-77
Made 11 FGs	13 (13-21)	Jaron Pierre Jr.	vs Texas A&M	12/7/2025	W ot, 93-80	11 (11-17)	Ty Robinson	Central Arkansas	12/21/2025	W, 99-82
Made 10 FGs	10 (10-13)	Boopie Miller	[12/12] North Carolina	1/3/2026	W, 97-83	11 (11-17)	Ty Robinson	Central Arkansas	12/21/2025	W, 99-82
38 FGA	38	Gene Phillips	at Texas	3/2/1971	L, 96-88					
30 FGA	38	Gene Phillips	at Texas	3/2/1971	L, 96-88					
26 FGA										
25 FGA	25 (12-25)	Jahmal McMurray	Memphis	2/14/2018	L, 70-67	26 (8-26)	Tamir Jackson	Rice	2/27/2013	W, 67-55
24 FGA	24 (9-24)	Zhuric Phelps	vs UCF	3/9/2023	L, 76-70	26 (8-26)	Tamir Jackson	Rice	2/27/2013	W, 67-55
23 FGA	24 (9-24)	Zhuric Phelps	vs UCF	3/9/2023	L, 76-70	24 (8-24)	Savion Flagg	Sam Houston	11/24/2021	W, 75-66
21 FGA	21 (13-21)	Jaron Pierre Jr.	vs Texas A&M	12/7/2025	W ot, 93-80	23 (11-23)	Jordan Brown	Louisiana	11/22/2022	L, 76-72 ot
20 FGA	21 (13-21)	Jaron Pierre Jr.	vs Texas A&M	12/7/2025	W ot, 93-80	22 (12-22)	Jordan Ivy-Curry	UTSA	3/2/2024	L, 77-73
						20 (12-20)	Maxime Raynaud	at Stanford	3/1/2025	L, 73-68
Shot 75% (12 FGM)	82.3 (14-17)	Jahmal McMurray	Western Carolina	11/14/2018	W, 98-65	75.0 (12-16)	Kendal Coleman	vs Cal Baptist	11/6/2024	W, 79-77
Shot 100% (10 FGM)	100 (10-10)	Markus Kennedy	[22/22] Memphis	2/1/2014	W, 87-72					
Shot 91% (10 FGM)	91.7 (11-12)	Jordan Tolbert	Michigan	12/8/2015	W, 82-58	91.7 (11-12)	Jayson Kent	at [-rv] Indiana State	3/20/2024	L, 101-92

Shot 90% (10 FGM)	90.9 (10-11)	Sterling Brown	Hampton	12/17/2015	W, 105-72	91.7 (11-12)	Jayson Kent	at [-/rv] Indiana State	3/20/2024	L, 101-92
Shot 80% (10 FGM)	82.3 (14-17)	Jahmal McMurray	Western Carolina	11/14/2018	W, 98-65	91.7 (11-12)	Jayson Kent	at [-/rv] Indiana State	3/20/2024	L, 101-92
Shot 75% (10 FGM)	76.9 (10-13)	Boopie Miller	[12/12] North Carolina	1/3/2026	W, 97-83	76.9 (10-13)	Malique Ewin	at Florida State	3/8/2025	L, 76-69
Shot 100% (9 FGM)	100 (9-9)	Keon Ambrose-Hylton	Texas A&M-Commerce	12/3/2023	W, 90-47					
Shot 75% (9 FGM)	76.9 (10-13)	Boopie Miller	[12/12] North Carolina	1/3/2026	W, 97-83	91.7 (11-12)	Jayson Kent	at [-/rv] Indiana State	3/20/2024	L, 101-92
Shot 100% (8 FGM)	100 (9-9)	Keon Ambrose-Hylton	Texas A&M-Commerce	12/3/2023	W, 90-47	100 (8-8)	Devin Coleman	at Temple	1/24/2016	L, 89-80
Shot 90% (8 FGM)	100 (9-9)	Keon Ambrose-Hylton	Texas A&M-Commerce	12/3/2023	W, 90-47	91.7 (11-12)	Jayson Kent	at [-/rv] Indiana State	3/20/2024	L, 101-92
Shot 85% (8 FGM)	88.9 (8-9)	Tyreek Smith	Tulane	2/1/2024	W, 80-76	88.9 (8-9)	Max Mackinnon	vs [rv/rv] LSU	12/13/2025	L, 89-77
Shot 80% (8 FGM)	80.0 (8-10)	B.J. Edwards	Cal State Fullerton	12/28/2025	W, 110-63	88.9 (8-9)	Max Mackinnon	vs [rv/rv] LSU	12/13/2025	L, 89-77
Shot 75% (8 FGM)	76.9 (10-13)	Boopie Miller	[12/12] North Carolina	1/3/2026	W, 97-83	88.9 (8-9)	Max Mackinnon	vs [rv/rv] LSU	12/13/2025	L, 89-77
Shot 100% (7 FGM)	100 (7-7)	Samet Yiğitoğlu	Central Arkansas	12/21/2025	W, 99-82	100 (8-8)	Devin Coleman	at Temple	1/24/2016	L, 89-80
Shot 90% (7 FGM)	100 (7-7)	Samet Yiğitoğlu	Central Arkansas	12/21/2025	W, 99-82	91.7 (11-12)	Jayson Kent	at [-/rv] Indiana State	3/20/2024	L, 101-92
Shot 80% (7 FGM)	80.0 (8-10)	B.J. Edwards	Cal State Fullerton	12/28/2025	W, 110-63	88.9 (8-9)	Max Mackinnon	vs [rv/rv] LSU	12/13/2025	L, 89-77
Shot 75% (7 FGM)	76.9 (10-13)	Boopie Miller	[12/12] North Carolina	1/3/2026	W, 97-83	88.9 (8-9)	Max Mackinnon	vs [rv/rv] LSU	12/13/2025	L, 89-77
						77.8 (7-9)	Pablo Tamba	vs [rv/rv] LSU	12/13/2025	L, 89-77
Shot 100% (6 FGM)	100 (7-7)	Samet Yiğitoğlu	Central Arkansas	12/21/2025	W, 99-82	100 (6-6)	Kasean Pryor	at [rv/rv] South Florida	2/25/2024	L, 79-68
Shot 90% (6 FGM)	100 (7-7)	Samet Yiğitoğlu	Central Arkansas	12/21/2025	W, 99-82	91.7 (11-12)	Jayson Kent	at [-/rv] Indiana State	3/20/2024	L, 101-92
Shot 80% (6 FGM)	80.0 (8-10)	B.J. Edwards	Cal State Fullerton	12/28/2025	W, 110-63	88.9 (8-9)	Max Mackinnon	vs [rv/rv] LSU	12/13/2025	L, 89-77
Shot 75% (6 FGM)	76.9 (10-13)	Boopie Miller	[12/12] North Carolina	1/3/2026	W, 97-83	88.9 (8-9)	Max Mackinnon	vs [rv/rv] LSU	12/13/2025	L, 89-77
						77.8 (7-9)	Pablo Tamba	vs [rv/rv] LSU	12/13/2025	L, 89-77
Shot 100% (5 FGM)	100 (7-7)	Samet Yiğitoğlu	Central Arkansas	12/21/2025	W, 99-82	100 (6-6)	Kasean Pryor	at [rv/rv] South Florida	2/25/2024	L, 79-68
Shot 90% (5 FGM)	100 (7-7)	Samet Yiğitoğlu	Central Arkansas	12/21/2025	W, 99-82	91.7 (11-12)	Jayson Kent	at [-/rv] Indiana State	3/20/2024	L, 101-92
Shot 80% (5 FGM)	80.0 (8-10)	B.J. Edwards	Cal State Fullerton	12/28/2025	W, 110-63	88.9 (8-9)	Max Mackinnon	vs [rv/rv] LSU	12/13/2025	L, 89-77
Shot 75% (5 FGM)	76.9 (10-13)	Boopie Miller	[12/12] North Carolina	1/3/2026	W, 97-83	83.3 (5-6)	Jarin Stevenson	[12/12] North Carolina	1/3/2026	W, 97-83
Made 10 3FG						10 (10-17)	Reyne Smith	[25/rv] Louisville	1/21/2025	L, 98-73
Made 9 3FG	9 (9-19)	Jahmal McMurray	Memphis	2/14/2018	L, 70-67	10 (10-17)	Reyne Smith	[25/rv] Louisville	1/21/2025	L, 98-73
Made 8 3FG	9 (9-19)	Jahmal McMurray	Memphis	2/14/2018	L, 70-67	10 (10-17)	Reyne Smith	[25/rv] Louisville	1/21/2025	L, 98-73
Made 7 3FG	7 (7-10)	Kendric Davis	at Tulane	1/15/2022	W, 75-66	10 (10-17)	Reyne Smith	[25/rv] Louisville	1/21/2025	L, 98-73
Made 6 3FG	6 (6-8)	Ricardo Wright	[rv/-] Memphis	2/18/2024	W, 106-79	10 (10-17)	Reyne Smith	[25/rv] Louisville	1/21/2025	L, 98-73
Made 5 3FG	5 (5-7)	Corey Washington	[12/12] North Carolina	1/3/2026	W, 97-83	6 (6-7)	Max Mackinnon	vs [rv/rv] LSU	12/13/2025	L, 89-77
17 3FGA	19 (9-19)	Jahmal McMurray	Memphis	2/14/2018	L, 70-67	17 (10-17)	Reyne Smith	[25/rv] Louisville	1/21/2025	L, 98-73
16 3FGA	19 (9-19)	Jahmal McMurray	Memphis	2/14/2018	L, 70-67	17 (10-17)	Reyne Smith	[25/rv] Louisville	1/21/2025	L, 98-73
15 3FGA	15 (6-15)	Kendric Davis	vs Tulsa	3/11/2022	W, 83-58	17 (10-17)	Reyne Smith	[25/rv] Louisville	1/21/2025	L, 98-73
13 3FGA	15 (6-15)	Kendric Davis	vs Tulsa	3/11/2022	W, 83-58	14 (3-14)	Alex Mirhosseini	UAPB	11/18/2025	W, 106-60
12 3FGA	15 (6-15)	Kendric Davis	vs Tulsa	3/11/2022	W, 83-58	14 (3-14)	Alex Mirhosseini	UAPB	11/18/2025	W, 106-60
11 3FGA	11 (3-11)	Ricardo Wright	UTSA	3/2/2024	L, 77-73	11 (4-11)	Jaylon Johnson	Radford	11/24/2025	W, 89-72
10 3FGA	10 (3-10)	Chuck Harris	Wake Forest	2/15/2025	L, 77-66	11 (4-11)	Jaylon Johnson	Radford	11/24/2025	W, 89-72
Shot 60% (10 3FGM)						62.5 (10-16)	James Woodard	[RV/-] Tulsa	3/8/2015	W, 67-62
Shot 60% (9 3FGM)						81.8 (9-11)	Bryce Alford	vs. UCLA	3/13/2015	L, 60-59
Shot 80% (8 3FGM)						81.8 (9-11)	Bryce Alford	vs. UCLA	3/13/2015	L, 60-59
Shot 70% (8 3FGM)	72.7 (8-11)	Nic Moore	Houston	1/24/2015	W, 80-59	72.7 (8-11)	Kameron Gibson	Western Carolina	11/14/2018	W, 98-65
Shot 80% (7 3FGM)	87.5 (7-8)	Shake Milton	at Tulsa	12/29/2015	W, 81-69	100 (7-7)	Devin Coleman	at Temple	1/24/2016	L, 89-80
Shot 75% (7 3FGM)	87.5 (7-8)	Shake Milton	at Tulsa	12/29/2015	W, 81-69	77.8 (7-9)	Armoni Brooks	at [rv/rv] Houston	2/8/2018	L, 67-58
Shot 70% (7 3FGM)	70.0 (7-10)	Kendric Davis	at Tulane	1/15/2022	W, 75-66	72.7 (8-11)	Kameron Gibson	Western Carolina	11/14/2018	W, 98-65
Shot 80% (6 3FGM)	87.5 (7-8)	Shake Milton	at Tulsa	12/29/2015	W, 81-69	85.7 (6-7)	Max Mackinnon	vs [rv/rv] LSU	12/13/2025	L, 89-77
Shot 70% (6 3FGM)	75.0 (6-8)	Ricardo Wright	[rv/-] Memphis	2/18/2024	W, 106-79	85.7 (6-7)	Max Mackinnon	vs [rv/rv] LSU	12/13/2025	L, 89-77
Shot 100% (5 3FGM)	100 (5-5)	Isiaha Mike	Tulane	1/26/2019	W, 85-75	100 (5-5)	Justin Jenifer	vs [24/23] Cincinnati	3/15/2019	L, 82-74
Shot 80% (5 3FGM)	83.3 (5-6)	Chuck Harris	at Tulane	2/15/2024	W, 87-79	85.7 (6-7)	Max Mackinnon	vs [rv/rv] LSU	12/13/2025	L, 89-77
Shot 75% (5 3FGM)	75.0 (6-8)	Ricardo Wright	[rv/-] Memphis	2/18/2024	W, 106-79	85.7 (6-7)	Max Mackinnon	vs [rv/rv] LSU	12/13/2025	L, 89-77
Shot 70% (5 3FGM)	71.4 (5-7)	Corey Washington	[12/12] North Carolina	1/3/2026	W, 97-83	85.7 (6-7)	Max Mackinnon	vs [rv/rv] LSU	12/13/2025	L, 89-77
Shot 100% (4 3FGM)	100 (4-4)	Ricardo Wright	at Murray State	12/22/2023	W, 92-65	100 (4-4)	Kolby King	at Butler	11/15/2024	L, 81-70
Shot 83% (4 3FGM)	83.3 (5-6)	Chuck Harris	at Tulane	2/15/2024	W, 87-79	85.7 (6-7)	Max Mackinnon	vs [rv/rv] LSU	12/13/2025	L, 89-77
Shot 75% (4 3FGM)	80.0 (4-5)	Chuck Harris	at Boston College	12/21/2024	W, 103-77	85.7 (6-7)	Max Mackinnon	vs [rv/rv] LSU	12/13/2025	L, 89-77
Shot 70% (4 3FGM)	71.4 (5-7)	Corey Washington	[12/12] North Carolina	1/3/2026	W, 97-83	85.7 (6-7)	Max Mackinnon	vs [rv/rv] LSU	12/13/2025	L, 89-77
Shot 100% (3 3FGM)	100 (3-3)	Jaron Pierre Jr.	Tarleton State	11/3/2025	W, 96-76	100 (3-3)	Kiwane Garris Jr.	Cal State Fullerton	12/28/2025	W, 110-63
Shot 80% (3 3FGM)	100 (3-3)	Jaron Pierre Jr.	Tarleton State	11/3/2025	W, 96-76	100 (3-3)	Kiwane Garris Jr.	Cal State Fullerton	12/28/2025	W, 110-63
Shot 75% (3 3FGM)	75.0 (3-4)	Jermaine O'Neal Jr.	Cal State Fullerton	12/28/2025	W, 110-63	100 (3-3)	Kiwane Garris Jr.	Cal State Fullerton	12/28/2025	W, 110-63
Shot 70% (3 3FGM)	71.4 (5-7)	Corey Washington	[12/12] North Carolina	1/3/2026	W, 97-83	100 (3-3)	Kiwane Garris Jr.	Cal State Fullerton	12/28/2025	W, 110-63
Made 20 FTs	22 (22-24)	Jan Loudermilk	TCU	2/24/1962						
Made 14 FTs	14 (14-15)	Derek Williams	Memphis	1/30/2010	W, 70-60	16 (14-16)	Bubu Benjamin	Tarleton State	11/4/2024	W, 96-62
Made 13 FTs	13 (13-14)	Kendric Davis	Cincinnati	3/3/2022	W, 76-71	13 (13-15)	Freddy Hicks	Tarleton State	11/3/2025	W, 96-76
Made 12 FTs	12 (12-12)	Boopie Miller	Radford	11/24/2025	W, 89-72	13 (13-15)	Freddy Hicks	Tarleton State	11/3/2025	W, 96-76
Made 11 FTs	12 (12-12)	Boopie Miller	Radford	11/24/2025	W, 89-72	13 (13-15)	Freddy Hicks	Tarleton State	11/3/2025	W, 96-76
Made 10 FTs	10 (10-10)	Boopie Miller	vs Texas A&M	12/7/2025	W ot, 93-80	13 (13-15)	Freddy Hicks	Tarleton State	11/3/2025	W, 96-76
Att. 24 Fts	24 (22-24)	Jan Loudermilk	TCU	2/24/1962						
Att. 20 Fts	24 (22-24)	Jan Loudermilk	TCU	2/24/1962						
Att. 17 Fts	17 (13-17)	Kendric Davis	vs Cincinnati	3/12/2021	L, 74-71	17 (13-17)	Danuel House	at Houston	1/9/2013	L, 78-67
Att. 16 Fts	17 (13-17)	Kendric Davis	vs Cincinnati	3/12/2021	L, 74-71	16 (14-16)	Bubu Benjamin	Tarleton State	11/4/2024	W, 96-62
Att. 15 Fts	17 (13-17)	Kendric Davis	vs Cincinnati	3/12/2021	L, 74-71	15 (8-15)	Marcus Hill	vs Texas A&M	12/7/2025	W ot, 93-80
Att. 14 Fts	14 (13-14)	Kendric Davis	Cincinnati	3/3/2022	W, 76-71	15 (8-15)	Marcus Hill	vs Texas A&M	12/7/2025	W ot, 93-80
Att. 13 Fts	13 (12-13)	Zhuric Phelps	at North Texas	1/25/2024	L, 68-66	15 (8-15)	Marcus Hill	vs Texas A&M	12/7/2025	W ot, 93-80
Att. 12 Fts	12 (12-12)	Boopie Miller	Radford	11/24/2025	W, 89-72	15 (8-15)	Marcus Hill	vs Texas A&M	12/7/2025	W ot, 93-80
100% FTs (min 11 FTM)	12 (12-12)	Boopie Miller	Radford	11/24/2025	W, 89-72	11 (11-11)	Alandise Harris	at Arkansas	11/18/2013	L, 89-78
100% FTs (min 10 FTM)	100 (10-10)	Boopie Miller	vs Texas A&M	12/7/2025	W ot, 93-80	11 (11-11)	Alandise Harris	at Arkansas	11/18/2013	L, 89-78
100% FTs (min 9 FTM)	100 (10-10)	Boopie Miller	vs Texas A&M	12/7/2025	W ot, 93-80	100 (9-9)	Robbie Avila	at [-/rv] Indiana State	3/20/2024	L, 101-92
100% FTs (min 8 FTM)	100 (10-10)	Boopie Miller	vs Texas A&M	12/7/2025	W ot, 93-80	100 (8-8)	Dior Johnson	Tarleton State	11/3/2025	W, 96-76
100% FTs (min 7 FTM)	100 (10-10)	Boopie Miller	vs Texas A&M	12/7/2025	W ot, 93-80	100 (8-8)	Dior Johnson	Tarleton State	11/3/2025	W, 96-76

100% FTs (min 6 FTM)	100 (10-10)	Boopie Miller	vs Texas A&M	12/7/2025	W ot, 93-80	100 (8-8)	Dior Johnson	Tarleton State	11/3/2025	W, 96-76
Had 9 blocks (SMU record)	9	Yanick Moreira	Midwestern State	12/29/2014	W, 70-61					
Had 8 blocks	9	Yanick Moreira	Midwestern State	12/29/2014	W, 70-61	8	Viktor Lakhin	Cincinnati	1/14/2023	L, 54-52
Had 7 blocks	7	Michael Weathers	vs Tulsa	3/11/2022	W, 83-58	8	Viktor Lakhin	Cincinnati	1/14/2023	L, 54-52
Had 6 blocks	7	Michael Weathers	vs Tulsa	3/11/2022	W, 83-58	8	Viktor Lakhin	Cincinnati	1/14/2023	L, 54-52
Had 5 blocks	5	Tyreek Smith	UAB	2/4/2024	W, 72-69	5	Steve Settle	vs Temple	3/14/2024	L, 75-60
Had 5 blocks (1st half)	5 (9 total)	Yanick Moreira	Midwestern State	12/29/2014	W, 70-61	5 (5 total)	Justin Jackson	at Cincinnati	1/1/2014	L, 65-57
Had 4 blocks (1st half)	4 (4 total)	Samet Yiğitoğlu	[25/rv] Louisville	1/21/2025	L, 98-73	5 (5 total)	Justin Jackson	at Cincinnati	1/1/2014	L, 65-57
Had 5 blocks (2nd half)	4 (4 total)	Samet Yiğitoğlu	[25/rv] Louisville	1/21/2025	L, 98-73	7 (8 total)	Viktor Lakhin	Cincinnati	1/14/2023	L, 54-52
Had 4 blocks (2nd half)	4 (4 total)	Samet Yiğitoğlu	[25/rv] Louisville	1/21/2025	L, 98-73	7 (8 total)	Viktor Lakhin	Cincinnati	1/14/2023	L, 54-52
Had a triple double (w/ steals)	24p/13a/10s	B.J. Edwards	Arkansas State	11/21/2025	W, 100-69	15p/14r/10a	Jason McKrieth	at Rice	12/31/2005	L, 66-64 ot
Had a triple double	21p/11r/10a	B.J. Edwards	Cal State Fullerton	12/28/2025	W, 110-63	15p/14r/10a	Jason McKrieth	at Rice	12/31/2005	L, 66-64 ot
Had 18+ pts & rebs	20pts, 19 rebs	Jordan Tolbert	Hampton	12/17/2015	W, 105-72	23 pt, 20 reb	Tacko Fall	at UCF	2/24/2019	L, 95-48
Had 16+ pts & rebs	20pts, 19 rebs	Jordan Tolbert	Hampton	12/17/2015	W, 105-72	23 pt, 20 reb	Tacko Fall	at UCF	2/24/2019	L, 95-48
Had 15+ pts & rebs	16pts, 16 rebs	Matt Cross	vs LSU	12/14/2024	W, 74-64	23 pt, 20 reb	Tacko Fall	at UCF	2/24/2019	L, 95-48
Had 15+ pts & rebs, 2 gms	18p,23r; 20, 19	Jordan Tolbert	Nicholls 12/16/15 (W), Hampton 12/17 (W)							
Had 35+points, 10+ rebs	36 pts, 12 reb	Semi Ojeleye	vs. East Carolina	3/10/2017	W, 81-77	36 pts, 13 reb	Mark Patton	Marshall	2/16/2006	L, 75-72 ot
Had 30+points, 10+ rebs	36 pts, 12 reb	Semi Ojeleye	vs. East Carolina	3/10/2017	W, 81-77	33 pts, 10 reb	David Jones	[rv-] Memphis	2/18/2024	W, 106-79
Previous	30 pts, 10 reb	Semi Ojeleye	at Temple	2/9/2017	W, 66-50	36 pts, 13 reb	Mark Patton	Marshall	2/16/2006	L, 75-72 ot
Had 25+points, 10+ rebs	25 pts, 14 reb	Tyson Jolly	Temple	1/18/2020	W, 68-52	33 pts, 10 reb	David Jones	[rv-] Memphis	2/18/2024	W, 106-79
Had 21+ pts & 15+ rebs	20pts, 19 rebs	Jordan Tolbert	Hampton	12/17/2015	W, 105-72	23 pt, 20 reb	Tacko Fall	at UCF	2/24/2019	L, 95-48
Had 20+ pts & 15+ rebs	20pts, 19 rebs	Jordan Tolbert	Hampton	12/17/2015	W, 105-72	23 pt, 20 reb	Tacko Fall	at UCF	2/24/2019	L, 95-48
Had 30+points, 9+ assists	33 pts, 9 ast	Jon Killen	UTEP	3/1/2008	W, 99-96 2ot					
Had 30+points, 5+ assists	33 pts, 5 ast	Kendric Davis	Sam Houston State	11/25/2020	W, 97-67	30 pts, 6 ast	David DeJulius	at Cincinnati	3/5/2023	L, 97-74
Previous	33 pts, 5 ast	Shake Milton	at [7/4] Wichita State	1/17/2018	W, 83-78					
Had 25+points, 5+ assists	27 pts, 12 ast	Boopie Miller	[12/12] North Carolina: 1/3/2026	W, 97-83		26 pts, 6 ast	Tyler Tanner	at [17/16] Vanderbilt	12/3/2025	L, 88-69
Had 20+points, 10+ assists	27 pts, 12 ast	Boopie Miller	[12/12] North Carolina: 1/3/2026	W, 97-83		25 pts, 11 ast	Kendric Davis	at [rv-] Memphis	1/26/2023	L, 99-84
Had 25+points, 10+ assists	27 pts, 12 ast	Boopie Miller	[12/12] North Carolina: 1/3/2026	W, 97-83		25 pts, 11 ast	Kendric Davis	at [rv-] Memphis	1/26/2023	L, 99-84
Had 30+points, 5+ steals	32 pts, 5 stl	Paul McCoy	TAMU-CC	12/31/2008	W, 92-62					
Had 25+points, 5+ steals	26 pts, 7 stls	Zhuric Phelps	at Wichita State	2/12/2023	L, 91-89 (2OT)					
Had 25+pts, 5+asts, 5+stls	26p, 5a, 7s	Zhuric Phelps	at Wichita State	2/12/2023	L, 91-89 (2OT)					
Had 15pts, 5rebs, 5asts, 5stls	21p, 11r, 10a, 5s	B.J. Edwards	Cal State Fullerton	12/28/2025	W, 110-63					
Had 15+pts, 5+asts, 5+stls	21p, 10a, 5s	B.J. Edwards	Cal State Fullerton	12/28/2025	W, 110-63					
Dbl-Dbl (pts, asts)	27p, 12a	Boopie Miller	[12/12] North Carolina: 1/3/2026	W, 97-83		13 pts, 16 ast	Chucky Hepburn	[25/rv] Louisville	1/21/2025	L, 98-73
Dbl-Dbl (p/a) 2 straight	2+	Boopie Miller	CSF 12/28/25, [12/12] UNC 1/3/26							
11+ assists/0 turnovers	13 ast, 0 to	Kendric Davis	Houston Baptist	12/2/2020	W, 102-75					
10+ assists/0 turnovers	10 ast, 0 to	Chuck Harris	Oklahoma State	3/23/2025	L, 85-83					
8+ assists/0 turnovers	10 ast, 0 to	Chuck Harris	Oklahoma State	3/23/2025	L, 85-83					
7+ assists/0 turnovers	10 ast, 0 to	Chuck Harris	Oklahoma State	3/23/2025	L, 85-83	7 ast, 0 to	Dillon Hunter	[18/17] Clemson	2/22/2025	L, 79-69
10+ assists/1 turnover	12 ast, 1 to	Boopie Miller	[12/12] North Carolina: 1/3/2026	W, 97-83						
Led in pts, rebs, asts, stls, blks	22p/6r/5a/2s/1b	Zhuric Phelps	[2/2] Houston	2/16/2023	L, 80-65	25p/8r/1a/2b/2s	Ezra Ausar	at East Carolina	1/13/2024	W, 75-64
Led in pts, rebs, asts, stls	16p/10r/7a/4s	B.J. Edwards	Northern Iowa	3/19/2025	W, 73-63	20p/6r/4a/2s(2b)	Kevin Cross	at Tulane	2/15/2024	W, 87-79
Led in pts, rebs, stls, blks	22p/6r/5a/2s/1b	Zhuric Phelps	[2/2] Houston	2/16/2023	L, 80-65		Cooper Flagg	[4/4] Duke	1/4/2025	L, 89-62
Led in pts, rebs, asts, blks	22p/6r/5a/2s/1b	Zhuric Phelps	[2/2] Houston	2/16/2023	L, 80-65	25p/8r/1a/2b/2s	Ezra Ausar	at East Carolina	1/13/2024	W, 75-64
Led in pts, asts, stls, blks	28p/6a/3s/1b(5r)	Boopie Miller	Murray State	11/11/2025	W, 102-91	16p/7a/4s/2b	Josh Ward	Cal State Fullerton	12/28/2025	W, 110-63
Had double double (as FR)	10 pts, 13 rebs	Samet Yiğitoğlu	[4/4] Duke	1/4/2025	L, 89-62					
Had double double (at half)	10p/10r (14p/13r)	Marus Weathers	Tulsa	2/23/2022	W, 75-61					
12+pts & 12+ rebs (at half)	15pts, 12reb	Papa Dia	at Northern Iowa	3/21/2011	W, 57-50					
Had two technicals-player		Sterling Brown	vs. [-/rv] Pittsburgh	11/17/2016	W, 76-67					
Had two technicals-coach		Matt Doherty	at UTEP	1/9/2008	L, 79-66					
10+points in 25 straight gms	27	Semi Ojeleye	12/4/2016	3/17/2017						
10+points in 23 straight gms	23	Shake Milton	3/17/2017	1/28/2018						
10+points in 20 straight gms	22+	Boopie Miller	1/29/2025							
10+points in 10 straight gms	22+	Boopie Miller	1/29/2025							
15+points in 15 straight gms	16	Kendric Davis	11/15/2021	1/20/2022						
15+points in 11 straight gms	11	Zhuric Phelps	11/15/2022	12/25/2022						
15+points in 10 straight gms	10	Boopie Miller	11/11/2025	12/21/2025						
29+points consecutive gms	2	Ike Ofoegbu	at Rice (30)	2/24/2007	L, 75-66					
			Tulsa (29)	2/28/2007	L, 67-60					
25+points consecutive gms	2	Boopie Miller	Radford (25)	11/24/2025	W, 89-72					
			at Miss. St (28)	11/28/2025	W ot, 87-81					
20+points in 3 straight gms	3	Boopie Miller	Tarleton State (21)	11/4/2024	W, 96-62					
			Florida A&M (20)	11/7/2024	W, 102-73					
			UNC Greensboro (21)	11/11/2024	W, 81-68					
			at Cincinnati 1/1/2014	Temple 2/6/2014						
8+rebs in 10 straight gms	11	Markus Kennedy	Prairie View A&M 11/1	at Boston College 12/21/2024						
8+rebs in 8 straight gms	8	Matt Cross	11/21/2025	12/28/2026						
	7	Samet Yiğitoğlu								
5+assists in 15 straight gms	16	Butch Moore	3/14/1985	1/8/1986						
5+assists in 10 straight gms	14	Kendric Davis	11/27/2019	1/25/2020						
5+assists in 5 straight gms	7	Boopie Miller	11/3/2025	11/24/2025						
5+ steals in 2 straight games	2 (6,5)	Zhuric Phelps	1/14/23 v Cincinnati	1/18/23 at Tulsa						
3+steals in 5 straight games	5	Isiaha Mike	12/3/2019	1/1/2020						
3+steals in 3 straight games	3 (4,3,5)	B.J. Edwards	11/4/2024	11/11/2024						
2+ steals in 8 straight games	8(2,2,2,3,2,3,4)	B.J. Edwards	2/1/2025	3/1/2025						
2+ steals in 5 straight games	5+(4,2,2,5,2)	B.J. Edwards	2/1/2025	3/1/2025						
5-blocks in 2 straight games	2	Cannen Cunningham	[RV/RV] Memphis (6)	2/6/2013	L, 60-52					
			at Rice (6)	2/9/2013	W, 61-39					
5-straight double-doubles	5	Ike Ofoegbu	Rice 2/10/2007	at Rice 2/24/2007						
3-straight double-doubles	3	Samet Yiğitoğlu	vs LSU 12/13/25, Central Ark. 12/21, CS Fullerton 12/							

THE STAT CREW SYSTEM
SMU Game-by-Game Highs (as of Jan 03, 2026)
All games

Opponent	Date	Score	Points	Rebounds	Assists	Steals	Blocked shots
TARLETON ST.	11/03/25	96-76	21-PIERRE JR., Jaron	8-YIGITOGLU, Samet	5-MILLER, Boopie	2-EDWARDS, B.J. WASHINGTON, Cor	3-YIGITOGLU, Samet
A&M-CORPUS CHRISTI	11/06/25	69-58	14-MILLER, Boopie	10-YIGITOGLU, Same	6-MILLER, Boopie	1-PIERRE JR., Jaron HOLMES, Mitchell MILLER, Boopie YIGITOGLU, Samet	2-YIGITOGLU, Samet
MURRAY ST.	11/11/25	102-91	28-MILLER, Boopie	11-WASHINGTON, C	6-MILLER, Boopie	3-MILLER, Boopie	1-MILLER, Boopie EDWARDS, B.J. PIERRE JR., Jaron
BUTLER	11/15/25	87-85	23-MILLER, Boopie	7-PIERRE JR., Jaron	12-MILLER, Boopie	3-MILLER, Boopie	1-PURYEAR, Chance YIGITOGLU, Samet HOLMES, Mitchell
ARK.-PINE BLUFF	11/18/25	106-60	23-PIERRE JR., Jaron	7-PIERRE JR., Jaron YIGITOGLU, Samet	10-MILLER, Boopie	3-MILLER, Boopie EDWARDS, B.J.	4-WALLS, Nigel
ARKANSAS ST.	11/21/25	100-69	24-EDWARDS, B.J.	6-WASHINGTON, Co	13-EDWARDS, B.J.	10-EDWARDS, B.J.	2-YIGITOGLU, Samet
RADFORD	11/24/25	89-72	25-MILLER, Boopie	13-PIERRE JR., Jaron	10-MILLER, Boopie	2-EDWARDS, B.J. WASHINGTON, Cor	3-WASHINGTON, Co
at Mississippi St.	11/28/25	87-81	28-MILLER, Boopie	13-YIGITOGLU, Same	3-YIGITOGLU, Samet MILLER, Boopie EDWARDS, B.J.	2-MILLER, Boopie	2-YIGITOGLU, Samet PIERRE JR., Jaron
at Vanderbilt	12/03/25	69-88	17-MILLER, Boopie	8-YIGITOGLU, Samet	6-MILLER, Boopie	1-WASHINGTON, Co MILLER, Boopie	None
vs Texas A&M	12/07/25	93-80	35-PIERRE JR., Jaron	9-EDWARDS, B.J.	11-EDWARDS, B.J.	4-EDWARDS, B.J.	2-YIGITOGLU, Samet
vs LSU	12/13/25	77-89	16-TOOMBS, Jaden MILLER, Boopie PIERRE JR., Jaron	10-YIGITOGLU, Same	4-MILLER, Boopie	2-EDWARDS, B.J.	1-TOOMBS, Jaden
CENTRAL ARK.	12/21/25	99-82	23-MILLER, Boopie	11-YIGITOGLU, Same	8-MILLER, Boopie	4-MILLER, Boopie	2-YIGITOGLU, Samet
CAL ST. FULLERTON	12/28/25	110-63	21-O'NEAL JR., Jerm EDWARDS, B.J.	12-YIGITOGLU, Same	12-MILLER, Boopie	5-EDWARDS, B.J.	4-YIGITOGLU, Samet
NORTH CAROLINA	01/03/26	97-83	27-MILLER, Boopie	6-WASHINGTON, Co	12-MILLER, Boopie	2-EDWARDS, B.J.	2-YIGITOGLU, Samet

THE STAT CREW SYSTEM
SMU Team Game-by-Game Comparison (as of Jan 03, 2026)
All games

Opponent	1st	2nd	Score	Mar	Total FG	FG Pct	3-Pointers	3FG Pct	Free Throws	FT Pct	Rebounds	Assist	T/Over	Block	Steal	Fouls
TARLETON ST.	48/38	48/38	96-76	+20	28-50/20-51	.560/.392	7-18/7-18	.389/.389	33-42/29-35	.786/.829	31/30 +1	13/12	11/15	3/1	6/5	24/30
A&M-CORPUS CHRISTI	32/28	37/30	69-58	+11	21-59/19-66	.356/.288	4-16/8-29	.250/.276	23-28/12-18	.821/.667	49/45 +4	16/13	9/11	5/5	4/3	14/22
MURRAY ST.	49/42	53/49	102-91	+11	35-74/32-62	.473/.516	7-16/9-26	.438/.346	25-30/18-24	.833/.750	42/31 +11	16/18	11/15	3/3	10/5	19/25
BUTLER	38/43	49/42	87-85	+2	36-64/29-63	.563/.460	4-13/13-29	.308/.448	11-15/14-23	.733/.609	34/34 -	18/24	16/17	3/1	12/9	18/15
ARK.-PINE BLUFF	45/26	61/34	106-60	+46	37-65/23-67	.569/.343	12-27/4-26	.444/.154	20-26/10-18	.769/.556	45/32 +13	27/15	12/17	6/3	10/7	13/20
ARKANSAS ST.	50/30	50/39	100-69	+31	41-75/26-63	.547/.413	8-23/6-29	.348/.207	10-16/11-16	.625/.688	30/48 (18)	29/6	8/32	4/2	26/4	15/16
RADFORD	46/38	43/34	89-72	+17	27-59/23-69	.458/.333	10-26/11-39	.385/.282	25-32/15-18	.781/.833	50/34 +16	17/12	16/11	6/4	6/12	16/21
Mississippi St.	39/43	35/31	87-81	+6	32-72/27-70	.444/.386	8-27/8-28	.296/.286	15-23/19-25	.652/.760	50/40 +10	16/11	11/7	4/2	3/9	16/23
Vanderbilt	38/48	31/40	69-88	(19)	25-60/36-63	.417/.571	2-17/6-24	.118/.250	17-23/10-12	.739/.833	38/30 +8	12/20	13/5	0/8	2/7	14/21
Texas A&M	41/27	36/50	93-80	+13	31-66/25-71	.470/.352	5-22/8-34	.227/.235	26-28/22-34	.929/.647	37/42 (5)	17/21	11/16	4/3	9/6	26/24
LSU	44/47	33/42	77-89	(12)	30-61/36-58	.492/.621	7-19/7-15	.368/.467	10-17/10-12	.588/.833	29/31 (2)	10/17	10/12	1/4	6/7	15/18
CENTRAL ARK.	51/47	48/35	99-82	+17	40-68/29-61	.588/.475	11-33/12-26	.333/.462	8-10/12-17	.800/.706	39/25 +14	26/19	12/15	5/1	9/8	15/16
CAL ST. FULLERTON	51/19	59/44	110-63	+47	41-77/20-62	.532/.323	14-31/8-32	.452/.250	14-19/15-22	.737/.682	49/36 +13	30/14	11/19	7/4	10/7	17/13
NORTH CAROLINA	39/39	58/44	97-83	+14	36-60/29-60	.600/.483	14-27/12-28	.519/.429	11-16/13-19	.688/.684	29/30 (1)	23/21	7/10	5/1	4/4	17/12

Note: Game totals are displayed in the format TEAM/OPPONENT for each category



2025-26 SMU Men's Basketball Combined Team Statistics In Conference games

Page 1/1
as of Jan 03, 2026

Game Records

Record	Overall	Home	Away	Neutral
ALL GAMES	1-0	1-0	0-0	0-0
CONFERENCE	1-0	1-0	0-0	0-0
NON-CONFERENCE	0-0	0-0	0-0	0-0

Score by Periods

Team	1st	2nd	OT	TOT
SMU	39	58	0	97
Opponents	39	44	0	83

Team Box Score

No. Player					Total		3-Point		F-Throw		Rebounds													
		GP-GS	MIN	AVG	FG-FGA	FG%	3FG-3FGA	3FG%	FT-FTA	FT%	OFF	DEF	TOT	AVG	PF	DQ	A	TO	BLK	STL	PTS	AVG		
2	MILLER, Boopie	1-1	33:29	33.5	10-13	.769	3-5	.600	4-5	.800	0	4	4	4.0	2	0	12	2	0	1	27	27.0		
3	WASHINGTON, Corey	1-1	30:30	30.5	7-10	.700	5-7	.714	4-7	.571	2	4	6	6.0	4	0	2	0	1	0	23	23.0		
0	EDWARDS, B.J.	1-1	38:41	38.7	6-9	.667	2-4	.500	1-2	.500	0	4	4	4.0	2	0	6	2	0	2	15	15.0		
5	PIERRE JR., Jaron	1-1	32:51	32.9	5-13	.385	1-6	.167	2-2	1.000	0	3	3	3.0	0	0	0	1	1	1	13	13.0		
10	TOOMBS, Jaden	1-0	19:22	19.4	5-7	.714	2-3	.667	0-0	.000	0	2	2	2.0	0	0	0	0	1	0	12	12.0		
24	YIGITOGU, Samet	1-1	26:41	26.7	2-6	.333	0-0	.000	0-0	.000	1	4	5	5.0	4	0	3	1	2	0	4	4.0		
9	DAVIS-RAY, B.J.	1-0	05:11	5.2	1-1	1.000	1-1	1.000	0-0	.000	0	0	0	0.0	0	0	0	0	0	0	3	3.0		
4	WALTERS, Sam	1-0	03:27	3.5	0-1	.000	0-1	.000	0-0	.000	0	1	1	1.0	3	0	0	0	0	0	0	0.0		
7	O'NEAL JR., Jermaine	1-0	09:48	9.8	0-0	.000	0-0	.000	0-0	.000	0	0	0	0.0	2	0	0	0	0	0	0	0.0		
Team											3	1	4					1						
Total		1	200		36-60	.600	14-27	.519	11-16	.688	6	23	29	29.0	17	0	23	7	5	4	97	97.0		
Opponents		1	200		29-60	.483	12-28	.429	13-19	.684	9	21	30	30.0	12	0	21	10	1	4	83	83.0		

Team Statistics

	SMU	OPP
Scoring	97	83
Points per game	97.0	83.0
Scoring margin	+14.0	-
Field goals-att	36-60	29-60
Field goal pct	.600	.483
3 point fg-att	14-27	12-28
3-point FG pct	.519	.429
3-pt FG made per game	14.0	12.0
Free throws-att	11-16	13-19
Free throw pct	.688	.684
F-Throws made per game	11.0	13.0
Rebounds	29	30
Rebounds per game	29.0	30.0
Rebounding margin	-1.0	-
Assists	23	21
Assists per game	23.0	21.0
Turnovers	7	10
Turnovers per game	7.0	10.0
Turnover margin	+3.0	-
Assist/turnover ratio	3.3	2.1
Steals	4	4
Steals per game	4.0	4.0
Blocks	5	1
Blocks per game	5.0	1.0
Winning streak	1	-
Home win streak	1	-
Attendance	6698	0
Home games-Avg/Game	1-6698	0-0
Neutral site-Avg/Game	-	0-0

Team Results

Date	Opponent		Score	Att.
01/03/2026	North Carolina	W	97-83	6698



2025-26 SMU Men's Basketball Combined Team Statistics All games

Page 1/1
as of Jan 03, 2026

Game Records

Record	Overall	Home	Away	Neutral
ALL GAMES	12-2	10-0	1-1	1-1
CONFERENCE	1-0	1-0	0-0	0-0
NON-CONFERENCE	11-2	9-0	1-1	1-1

Score by Periods

Team	1st	2nd	OT	TOT
SMU	611	641	29	1281
Opponents	515	552	10	1077

Team Box Score

No.	Player				Total		3-Point		F-Throw		Rebounds											
		GP-GS	MIN	AVG	FG-FGA	FG%	3FG-3FGA	3FG%	FT-FTA	FT%	OFF	DEF	TOT	AVG	PF	DQ	A	TO	BLK	STL	PTS	AVG
2	MILLER, Boopie	14-14	482:14	34.4	85-172	.494	29-66	.439	87-95	.916	8	42	50	3.6	34	1	104	36	1	29	286	20.4
5	PIERRE JR., Jaron	14-12	440:08	31.4	94-204	.461	27-85	.318	41-54	.759	9	63	72	5.1	28	1	23	16	6	11	256	18.3
0	EDWARDS, B.J.	14-14	481:36	34.4	71-150	.473	20-62	.323	29-41	.707	18	62	80	5.7	29	0	78	28	3	36	191	13.6
3	WASHINGTON, Corey	14-14	404:06	28.9	59-109	.541	18-43	.419	48-58	.828	33	48	81	5.8	40	2	11	22	8	15	184	13.1
24	YIGITOGU, Samet	14-14	399:01	28.5	64-103	.621	0-0	.000	26-50	.520	47	74	121	8.6	41	1	21	20	22	8	154	11.0
10	TOOMBS, Jaden	7-0	113:04	16.2	22-39	.564	2-7	.286	7-11	.636	10	9	19	2.7	8	0	7	3	5	3	53	7.6
7	O'NEAL JR., Jermaine	14-0	204:56	14.6	31-60	.517	12-27	.444	5-6	.833	7	22	29	2.1	15	0	8	10	2	5	79	5.6
13	HOLMES, Mitchell	12-0	102:09	8.5	17-24	.708	0-0	.000	3-3	1.000	5	15	20	1.7	14	0	4	3	2	2	37	3.1
4	WALTERS, Sam	8-2	76:52	9.6	8-23	.348	4-15	.267	0-1	.000	5	6	11	1.4	13	1	4	6	2	1	20	2.5
9	DAVIS-RAY, B.J.	13-0	94:01	7.2	9-23	.391	1-9	.111	1-2	.500	3	9	12	0.9	5	0	9	2	0	5	20	1.5
1	PURYEAR, Chance	7-0	19:37	2.8	0-2	.000	0-1	.000	1-2	.500	1	2	3	0.4	4	0	0	3	1	0	1	0.1
31	UTTER, Trey	2-0	03:19	1.7	0-0	.000	0-0	.000	0-0	.000	0	0	0	0.0	0	0	0	0	0	0	0	0.0
33	KALISCHER-STORK, Niccolo	2-0	01:52	0.9	0-0	.000	0-0	.000	0-2	.000	0	0	0	0.0	0	0	0	1	0	0	0	0.0
22	WALLS, Nigel	6-0	27:05	4.5	0-1	.000	0-0	.000	0-0	.000	0	2	2	0.3	8	0	1	2	4	2	0	0.0
Team											34	18	52					6				
Total		14	2850		460-910	.505	113-315	.359	248-325	.763	180	372	552	39.4	239	6	270	158	56	117	1281	91.5
Opponents		14	2850		374-886	.422	119-383	.311	210-293	.717	172	316	488	34.9	276	8	223	202	42	93	1077	76.9

Team Statistics

	SMU	OPP
Scoring		
Points per game	1281	1077
Scoring margin	91.5	76.9
	+14.6	-
Field goals-att		
Field goal pct	460-910	374-886
	.505	.422
3 point fg-att		
3-point FG pct	113-315	119-383
	.359	.311
3-pt FG made per game	8.1	8.5
Free throws-att		
Free throw pct	248-325	210-293
	.763	.717
F-Throws made per game	17.7	15.0
Rebounds		
Rebounds per game	552	488
	39.4	34.9
Rebounding margin	+4.6	-
Assists		
Assists per game	270	223
	19.3	15.9
Turnovers		
Turnovers per game	158	202
	11.3	14.4
Turnover margin	+3.1	-
Assist/turnover ratio	1.7	1.1
Steals		
Steals per game	117	93
	8.4	6.6
Blocks		
Blocks per game	56	42
	4.0	3.0
Winning streak		
Home win streak	3	-
	10	-
Attendance		
Home games-Avg/Game	47765	15247
	10-4777	2-7624
Neutral site-Avg/Game	-	2-4193

Team Results

Date	Opponent		Score	Att.
11/03/2025	Tarleton St.	W	96-76	4626
11/06/2025	A&M-Corpus Christi	W	69-58	4222
11/11/2025	Murray St.	W	102-91	4348
11/15/2025	Butler	W	87-85	5383
11/18/2025	Ark.-Pine Bluff	W	106-60	4347
11/21/2025	Arkansas St.	W	100-69	4502
11/24/2025	Radford	W	89-72	4421
11/28/2025	at Mississippi St.	Wot	87-81	7810
12/03/2025	at Vanderbilt	L	69-88	7437
12/07/2025	vs Texas A&M	Wot	93-80	2800
12/13/2025	vs LSU	L	77-89	5586
12/21/2025	Central Ark.	W	99-82	4634
12/28/2025	Cal St. Fullerton	W	110-63	4584
01/03/2026	North Carolina	W	97-83	6698