



2025-26 GAME NOTES

CLEMSON WOMEN'S BASKETBALL

16 NCAA TOURNAMENT APPEARANCES • 3 SWEET SIXTEEN APPEARANCES • 1 ELITE EIGHT APPEARANCE • 2 ACC TOURNAMENT CHAMPIONSHIPS
1 ACC REGULAR-SEASON CHAMPIONSHIP • 42 ALL-AMERICA HONORS

GAME 17

Clemson Tigers (11-5, 2-2 ACC) VS. **NC State Wolfpack** (11-4, 4-0 ACC)

Thursday, Jan. 8, 2025 • 8 p.m. • Littlejohn Coliseum (9,000) • Clemson, S.C.

2025-26 SCHEDULE/RESULTS

Day	Date	Time	Opponent	Watch/Score
Mon.	Nov. 3	11 a.m.	USC Upstate	W, 76-38
Thu.	Nov. 6	7 p.m.	at Mercer	W, 72-51
Tue.	Nov. 11	6 p.m.	at No. 2/2 South Carolina	L, 65-37
Thu.	Nov. 13	7 p.m.	American	W, 78-38
Sun.	Nov. 16	3 p.m.	No. 22/21 Louisville*	L, 65-54
Sun.	Nov. 23	2 p.m.	at Furman	W, 76-58
Tue.	Nov. 25	7 p.m.	UL-Monroe	POSTPONED
Fri.	Nov. 28	4 p.m.	vs. Western Carolina ¹	W, 77-44
Sun.	Nov. 30	TBA	vs. No. 20/21 Michigan State ¹	L, 72-64
Thu.	Dec. 4	7 p.m.	at Alabama ²	L, 72-48
Sun.	Dec. 7	2 p.m.	Appalachian State	W, 78-59
Sun.	Dec. 14	2 p.m.	Pittsburgh*	W, 73-41
Wed.	Dec. 17	11 a.m.	at Charleston Southern	W, 78-52
Sun.	Dec. 21	2 p.m.	North Florida	W, 84-62
Sun.	Dec. 28	3 p.m.	at Chicago State	W, 97-44
Thu.	Jan. 1	7 p.m.	at Virginia*	L, 73-63
Sun.	Jan. 4	2 p.m.	at Miami*	W, 70-55
Thu.	Jan. 8	8 p.m.	NC State*	ACCNX
Sun.	Jan. 11	4 p.m.	at Georgia Tech*	ACCX
Sun.	Jan. 18	12 p.m.	Wake Forest*	ACCX
Thu.	Jan. 22	6 p.m.	at Virginia Tech*	ACCX
Sun.	Jan. 25	3 p.m.	at Notre Dame*	ACCX
Thu.	Jan. 29	7 p.m.	SMU*	ACCX
Sun.	Feb. 1	6 p.m.	Florida State*	ACCX
Thu.	Feb. 5	6 p.m.	at North Carolina*	ACCX
Sun.	Feb. 8	2 p.m.	Boston College*	ACCX
Thu.	Feb. 12	8 p.m.	Georgia Tech*	ACCX
Sun.	Feb. 15	2 p.m.	at Syracuse*	ACCX
Sun.	Feb. 22	2 p.m.	Duke*	ESPN/ESPN2
Thu.	Feb. 26	10 p.m.	at Cal*	ACCX
Sun.	Mar. 1	2 p.m.	at Stanford*	CW
Mar. 4-8	TBA		2026 Ally ACC Women's Tournament	

NOTES: **Bold** denotes home game • All times Eastern • * - ACC regular season game • ¹ - Baha Mar Hoops Championship, Bahamas • ² - ACC/SEC Challenge

MEDIA RELATIONS CONTACT:

Andrew Gapinski, Assoc. Dir. Ath. Comm.
agapins@clemson.edu • (904) 866-3940

Secondary Contact:

Cate Darling, Ath. Comm. Student Assistant
cated@g.clemson.edu • (980) 259-2199

THE MATCHUP

CLEMSON

Head Coach: Shawn Poppie
Alma Mater: Limestone, '07
Career Record: 73-40 (4th Season)
at Clemson: 25-22 (2nd Season)

NC STATE

Head Coach: Wes Moore
Alma Mater: Tennessee, '86
Career Record: 870-268 (37th Season)
at NC State: 312-99 (13th Season)

GAMEDAY INFORMATION

TV Network: ACCNX
Beth Mowins (PxP), Debbie Antonelli (Color)
Audio: Clemson Athletic Network
William Qualkinbush (PxP), Faxon Childress (Color)

Live Stats: ClemsonTigers.com
Series: NC State leads, 64-30
Social Updates: @ClemsonWBB
Tickets: ClemsonTigers.com/tickets/

THE GIST

TIGERS HOST WOLFPACK THURSDAY NIGHT

- Clemson Hosts NC State at Littlejohn Coliseum on Thursday, Jan. 8. Tipoff is slated for 8 p.m., and the game will stream live on ACCNX.

THE CLEMSON-NC STATE SERIES

- Clemson trails 64-30 in the all-time series with NC State.
- The pairings between the Tigers and Wolfpack span back to the 1976-77 season.
- In the last clash, Clemson fell to NC State, 83-79 (Dec. 29, 2024).

CLEMSON NOTES

- In the latest Nitty Gritties Report, Clemson is ranked 40th in the NET, 30th in the NET SOS, and 45th in the WAB.
- Clemson is ranked 28th nationally (1st in the ACC) in scoring defense, allowing 55.6 points per game, and 25th nationally (1st in the ACC) in 3-pointers per game (8.9 3FG Per Game).
- The Tigers are led by the scoring duo of junior guard/forward **Rusne Augustinaite** (12.2 ppg. & senior guard **Mia Moore** (11.7 ppg.).
- Augustinaite** is also averaging 2.8 3PM Per Game (2nd in the ACC) and her 45 3PM Ranks 12th Nationally.
- Moore** holds a team best 5.5 assists average (3rd in the ACC) and a 1.6 steals average.
- Senior guard/forward **Hadley Periman** is the squad's leading rebounder (6.4 rpg) and shot blocker (1.0 bpg.) (16th in the ACC).

LAST TIME OUT

- Senior forward **Raven Thompson** notched a season-high 24 points to propel Clemson past Miami at the Watsco Center on Sunday afternoon.
- Moore** (seven points) is 13 points away from surpassing the 1,000-point career milestone & dished out a career-high 12 assists, her third game of the season with 10-plus assists.
- With his 25th win at the helm of the program, Head Coach **Shawn Poppie** is now tied with former Head Coach **Ito Umoreh** (25 wins, 2011-13) for the sixth most wins in program history.
- Clemson earned its 1st Quad One win of the season (1-5 vs. Q1 Opponents).

TIGERS INK MONSTER SIGNING CLASS; HIGHEST EVER IN PROGRAM HISTORY

- The incoming 2026 class is the highest-ranked signing class in program history and ranks third nationally (per 247 Sports) and sixth nationally (per ESPN).
- The Class includes: Trinity Jones, Kimora Fields, Julia Scott, Meeyah Green, and Dyarri Braddick.
- Coach Poppie, who is in his second year at the helm, has signed six Top-100 recruits in two years. Prior to the Poppie Era at Clemson, the program has only had six Top-100 recruits in the previous 12 years.

CLEMSON LAST GAME STARTERS

Clemson Tigers			Ht.	Yr.	Hometown	PPG	RPG	APG	SPG	BPG
G	5	Hannah Kohn	5-9	Jr.	Oviedo, Fla.	6.0	1.6	0.8	0.8	0.2
G	12	Mia Moore	5-6	Sr.	Alpharetta, Ga.	11.7	5.1	5.5	1.6	0.2
G/F	11	Rusne Augustinaite	6-0	Jr.	Siauliai, Lithuania	12.2	2.6	1.3	0.4	0.2
F	32	Raven Thompson	5-10	Sr.	Atlanta, Ga.	6.8	3.7	1.6	0.4	0.1
G/F	21	Hadley Periman	6-2	Sr.	Tuttle, Okla.	3.4	6.4	1.5	0.7	1.0

QUICK FACTS

TEAM FACTS

ROSTER INFORMATION

Letterwinners Returning/Lost: 4/9

Starters Returning/Lost: 2/3

Newcomers: 9

GENERAL INFORMATION

THE BASICS

School: Clemson University

Location: Clemson, S.C.

Founded: 1889

Undergraduate Enrollment: 23,401

President: Dr. James Clements

Athletic Director: Graham Neff

W. Basketball Administrator: Tori Niemann Lukens

Faculty Representative: Dr. Antonis Katsiyanis

Nickname: Tigers

Colors: Clemson Orange and Regalia

Conference: Atlantic Coast Conference

COURT FACTS

Arena: Littlejohn Coliseum

Capacity: 9,000

Attendance Record: 9,000 | Jan. 9, 1980 vs. Duke

BASKETBALL HISTORY

First Year: 1975-76 (51st Season)

Postseason Appearances: 27

NCAA Tournament Appearances: 16 (1981-82, 1987-88, 1988-89, 1989-90, 1990-91, 1991-92, 1992-93, 1993-94, 1995-96, 1996-97, 1997-98, 1998-99, 1999-00, 2000-01, 2001-02, & 2018-19)

NCAA Tournament Record: 15-16

Last NCAA Tournament Result: L, 85-61, Mississippi St., Second Round (Mar. 24, 2019)

AAIAW Tournament Appearances: 5 (1975-76, 1976-77, 1977-78, 1978-79, & 1980-81)

NNIT Tournament Appearances: 3 (1979-80, 1983-84, 1994-95)

WWIT Tournament Appearances: 3 (2003-04, 2020-21, 2022-23)

Retired Jerseys: 42 (Barbara Kennedy-Dixon)

Clemson Athletics Hall of Fame (Induction Year): Barbara Kennedy-Dixon (1989), Annie Tribble (1994), Donna Forrester (1996), Janet Knight-Linder (1999), Jessica Barr (2000), Bobbie Mims (2001), Mary Ann Cubelic-Grant (2002), Shandy Bryan (2006), Amy Geren (2007), Jim Davis (2008), Ito Umo (2008), Karen Ann Jenkins (2012), Chrissy Floyd (2013), Cheron Wells (2015), & Louise Greenwood (2024)

2025-26 ROSTER INFORMATION

NUMERICAL

#	Name	Yr.	Ht.	Pos.	Hometown (Prev. School)	Major
0	Holland Harris	Fr.	6-1	G/F	Orlando, Fla.	Communication
1	Amaia Jackson	Fr.	5-8	G	Rochester, N.Y.	Undecided
2	Ja'Kerra Butler	Fr.	6-1	G/F	Lawrenceville, Ga.	Early Childhood Ed.
5	Hannah Kohn	Jr.	5-9	G	Oviedo, Fla. (Chattanooga)	Psychology
10	Taylor Johnson-Matthews	Sr.	5-9	G	Cleveland, Ohio (DePaul)	Sociology
11	Rusne Augustinaite	Jr.	6-0	G/F	Šiauliai, Lithuania (Georgia Tech)	Communication
12	Mia Moore	Sr.	5-6	G	Alpharetta, Ga. (UAB)	Human Resource Dev
14	Rachael Rose	Sr.	5-7	G	Scranton, Pa. (Wofford)	Health Science
20	Morgan Miller	So.	6-2	F	Andover, Minn.	Elementary Education
21	Hadley Periman	Sr.	6-2	G/F	Tuttle, Okla. (Tulsa)	Communication
25	Demeara Hinds	Gr.	6-3	F	Douglasville, Ga. (Wake Forest)	Athletic Leadership
31	Morgan Lee	Sr.	6-5	C	Kent, Conn. (Marist)	Political Science
32	Raven Thompson	Sr.	5-10	F	Atlanta, Ga. (Chattanooga)	PRTM

STAFF

Head Coach: Shawn Poppie (Limestone, '07)

Associate Head Coach: Chris Ayers (Florida A&M, '08)

Assistant Coach: Sydni Means (Mercer, '18)

Assistant Coach: Katelyn Grisillo (USC-Aiken, '16)

Dir. of Recruiting/Assistant: Jon Goldberg (Emerson, '14)

Dir. of Personnel/Assistant: Jayda Worthy (Radford, '18)

Director of Operations: Courtenay Etheredge (Francis Marion, '06, Florida, '18)

Director of Relations: Jasmine Joyner (Chattanooga, '17)

Special Assistant to the Head Coach: Corey Fox (Limestone, '01)

Athletic Trainer: Eric Roux (High Point '13, UConn, '15)

Strength and Conditioning Coach: Aaron Collazo (Missouri Baptist, '17, Sam Houston, '20)

PRONUNCIATIONS

<i>Amaia</i>	<i>uh-MY-uh</i>
<i>Kohn</i>	<i>CONE</i>
<i>Demeara</i>	<i>duh-MEER-uh</i>
<i>Rusne</i>	<i>ROOS-neh</i>
<i>Augustinaite</i>	<i>ah-GOOS-tih-nay-tuh</i>

ROSTER BREAKDOWN

BY STATE

CONNECTICUT: 1

Morgan Lee

FLORIDA: 2

Holland Harris

Hannah Kohn

GEORGIA: 4

Ja'Kerra Butler

Demeara Hinds

Mia Moore

Raven Thompson

MINNESOTA: 1

Morgan Miller

NEW YORK: 1

Amaia Jackson

OHIO: 1

Taylor Johnson-Matthews

OKLAHOMA: 1

Hadley Periman

PENNSYLVANIA: 1

Rachael Rose

INTERNATIONAL: 1

Rusne Augustinaite

BY CLASS

GRADS: 1

Demeara Hinds

SENIORS: 5

Taylor Johnson-

Matthews

Morgan Lee

Mia Moore

Hadley Periman

Rachael Rose

Raven Thompson

JUNIORS: 2

Rusne Augustinaite

Hannah Kohn

SOPHOMORES: 1

Morgan Miller

FRESHMEN: 3

Ja'Kerra Butler

Holland Harris

Amaia Jackson

KEY TRANSFERS

#	Name	PREV.	NOTES
10	Taylor Johnson-Matthews	DePaul	14.5 ppg and 3.2 rpg; Double-figures 24 times & 20+ eight times.
11	Rusne Augustinaite	GA Tech	Appeared in 59 games, scoring 493 points at Georgia Tech in two seasons
14	Rachael Rose	Wofford	Back-to-back Southern Conference Player of the Year honors at Wofford
21	Hadley Periman	Tulsa	Ranked 5th in blocks (137) and 7th for career rebounds (644)
25	Demeara Hinds	Wake Forest	9.3 ppg; Played in 107 games (61 starts) in four seasons at Wake Forest
31	Morgan Lee	Marist	12.6 ppg, 7.7 rpg, 2.4 bpg; 2nd Team All-MAAC

SHAWN POPPIE'S PROGRAM PRINCIPLES

Family

When you put on the Paw, you join a family where people care, support, and share life together. We welcome players, coaches, and their loved ones into an environment where everyone belongs and grows as one.

Energy

We bring energy every day by being on the court, showing moves, leading conversations, and modeling the effort we expect. Our staff doesn't just talk about it—we live it, and that passion fuels our program.

Development

We develop players with an intentional plan that focuses on each individual while building the team as a whole. We stay hands-on and relational, making sure every young woman has the tools to become her best self.

NC STATE ALL-TIME SERIES

Overall	NC State leads, 64-30
Home	NC State leads, 24-21
Away	NC State leads, 37-8
Neutral Site	NC State leads, 3-1
Shawn Poppie vs Opp.	0-1
Last Meeting	L, 83-79 (Dec. 29, 2024)
First Meeting	L, 94-82 (Dec. 11, 1976)
Current Streak	NC State, W2

MILESTONE TRACKER

Several players on the Tigers roster are within reach of personal, career & program milestones.

Rachael Rose

1,809 pts (191 from 2,000)
642 rbs (108 from 750)
464 ast (36 from 500)
202 stl (98 from 300)

Raven Thompson

1,242 pts (258 from 1,500)
620 rbs (130 from 750)

Mia Moore

987 pts (13 from 1,000)
523 rebs (227 from 750)
232 ast (268 from 500)
118 stl (182 from 300)

Morgan Lee

613 pts (387 from 1,000)
400 rbs (100 from 500)
121 blk (179 from 300)

Taylor Johnson-Matthews

719 pts (281 from 1,000)

Hannah Kohn

632 pts (368 from 1,000)

Demeara Hinds

703 pts (297 from 1,000)
647 rbs (103 from 750)

Hadley Periman

477 pts (523 from 1,000)
740 rbs (10 from 750)
152 blk (148 from 300)

ACC/SEC CHALLENGE HISTORY

Overall	Clemson trails, 0-3
Home	Clemson trails, 0-1
Away	Clemson trails, 0-2
Shawn Poppie in Challenge	0-2
Current Streak	Clemson, L3
Conference Challenge Overall Record	SEC leads, 30-16

ALL TIME RESULTS

Alabama 72, Clemson 48 (A) (Dec. 4, 2025)
Florida 77, Clemson 64 (H) (Dec. 5, 2024)
Auburn 83, Clemson 53 (A) (Nov. 30, 2023)

TIGER CAREER TOTALS

Includes at Miami (Jan. 4)

Double-Digit Scoring Games

Name	2025-26	Total
Rusne Augustinaite	10	33*
Demeara Hinds	7	26*
Taylor Johnson-Matthews	7	33*
Hannah Kohn	4	27*
Morgan Lee	-	20*
Mia Moore	11	54*
Hadley Periman	-	15*
Rachael Rose	7	91*
Raven Thompson	4	61*
Holland Harris	1	1

20+ Point Games (does not include 30+)

Name	2025-26	Total
Rusne Augustinaite	-	1*
Taylor Johnson-Matthews	2	10*
Morgan Lee	-	5*
Mia Moore	2	13*
Hadley Periman	-	1*
Rachael Rose	-	36*
Raven Thompson	1	14*

30+ Point Games

Name	2025-26	Total
Rusne Augustinaite	-	1*
Rachael Rose	-	4*

10+ Rebound Games

Name	2025-26	Total
Demeara Hinds	2	17*
Taylor Johnson-Matthews	-	1*
Morgan Lee	-	11*
Mia Moore	1	16*
Hadley Periman	2	19*
Rachael Rose	-	16*
Raven Thompson	1	12*

Double-Double

Name	2025-26	Total
Demeara Hinds	1	5*
Taylor Johnson-Matthews	-	1*
Morgan Lee	-	6*
Mia Moore	4	17*
Hadley Periman	-	8*
Rachael Rose	-	16*
Raven Thompson	-	10*

Triple-Double

Name	2025-26	Total
Rachael Rose	-	1*

5+ Assist Games

Name	2025-26	Total
Rusne Augustinaite	1	2*
Demeara Hinds	-	1*
Taylor Johnson-Matthews	-	1*
Mia Moore	10	13*
Hadley Periman	1	8*
Rachael Rose	2	49*
Raven Thompson	1	3*

3+ Block Games

Name	2025-26	Total
Demeara Hinds	-	8*
Taylor Johnson-Matthews	-	1*
Morgan Lee	-	23*
Hadley Periman	-	20*
Holland Harris	1	1

3+ Steal Games

Name	2025-26	Total
Demeara Hinds	-	8*
Taylor Johnson-Matthews	1	4*
Morgan Lee	-	1*
Mia Moore	2	17*
Hadley Periman	2	7*
Rachael Rose	2	32*
Raven Thompson	-	9*
Hannah Kohn	2	2

Starts

Name	2025-26	Total	Consec.
Rusne Augustinaite	13	30*	13
Demeara Hinds	9	70*	-
Hannah Kohn	8	20	8
Morgan Lee	-	56*	-
Mia Moore	16	72*	18
Hadley Periman	9	81*	7
Rachael Rose	8	105*	-
Raven Thompson	11	85*	11
Taylor Johnson-Matthews	-	31*	-

*includes games from previous school

AP TOP-25

AP Top 25

RK	TEAM	REC	PTS	TREND
1	UConn (28)	15-0	796	-
2	Texas (4)	17-0	772	-
3	South Carolina	15-1	725	-
4	UCLA	14-1	715	-
5	Oklahoma	14-1	654	↑3
6	Kentucky	15-1	625	↑5
7	Vanderbilt	15-0	621	↑5
8	Maryland	15-1	537	↓1
9	Michigan	11-2	517	↓3
10	Louisville	14-3	485	↑3
11	Iowa State	14-1	462	↓1
12	LSU	14-2	456	↓7
13	TCU	14-1	454	↓5
14	Iowa	12-2	403	-
15	Michigan State	14-1	280	↑9
16	Baylor	13-3	278	↑6
17	Texas Tech	16-0	263	↑4
18	Ole Miss	14-3	243	↓3
19	Ohio State	13-2	237	-
20	Tennessee	10-3	162	↑3
21	USC	10-4	150	↓4
22	North Carolina	13-4	129	↓6
23	Washington	12-2	117	↑3
24	Princeton	13-1	91	↑1
25	Nebraska	13-2	65	↓5

Others receiving votes: Illinois 58, Notre Dame 27, Stanford 25, NC State 22, Alabama 13, West Virginia 9, Georgia 5, Duke 3, Oklahoma State 1

Dropped from rankings: Notre Dame 18

USA TODAY/WBCA COACHES POLL

Coaches Poll

RK	TEAM	REC	PTS	TREND
1	UConn (28)	15-0	772	-
2	Texas (3)	17-0	747	-
3	South Carolina	15-1	707	-
4	UCLA	14-1	685	-
5	Oklahoma	14-1	631	↑4
6	Vanderbilt	15-0	595	↑5
7	Kentucky	15-1	575	↑5
8	Maryland	15-1	532	↓2
9	Michigan	12-2	493	↓1
10	TCU	14-1	468	↓3
11	Louisville	14-3	464	↑2
12	LSU	14-2	443	↓7
13	Iowa State	14-1	442	↓3
14	Iowa	13-2	391	-
15	Michigan State	14-1	304	↑4
16	Baylor	13-3	273	↑5
17	Ole Miss	14-3	256	-
18	North Carolina	13-4	221	↓3
19	Ohio State	13-2	216	↑1
20	Texas Tech	16-0	199	↑3
21	USC	10-4	195	↓5
22	Tennessee	10-3	172	-
23	Washington	12-2	80	↑3
24	Alabama	15-1	49	-
25	Notre Dame	10-4	48	↓7

Others receiving votes: Princeton 38, West Virginia 30, Nebraska 24, Illinois 5, Stanford 5, Oklahoma State 4, NC State 4, Oregon 3, Arizona State 2, Auburn 2

CLEMSON INDIVIDUAL

Scored 40+ points
 Scored 35+ points
 Scored 30+ points
 Scored 25+ points
Scored 20+ points
 Consecutive 30-point games
 Had 20+ rebounds
 Had 15+ rebounds
 Had 15+ assists
Had 10+ assists
 Made 15+ field goals
Made 10+ field goals
 Made 10+ 3-point field goals
 Made 9 3-point field goals
 Made 8 3-point field goals
 Made 7 3-point field goals
Made 6 3-point field goals
 Made 15+ free throws
 Made 10+ free throws
 Had 15+ blocked shots
 Had 10+ blocked shots
 Had 5+ blocked shots
 Recorded 9 steals
 Recorded 6 steals
Recorded 5 steals
Recorded a Double-Double
 Consecutive Double-Doubles

 Three straight double-doubles
 Triple-double

CLEMSON TEAM

Scored 100+ points
Scored 90+ points
 Had 60+ rebounds
 Had 50+ rebounds
 Made 40+ field goals
 Made 35+ field goals
Made 30+ field goals
Made 20+ 3-point field goals
 Made 15+ 3-point field goals
Made 10+ 3-point field goals
 Made 30+ free throws
 Made 25+ free throws
Made 20+ free throws
 Dished out 30+ assists
Dished out 25+ assists
 Dished out 20+ assists
 Recorded 30+ steals
 Recorded 20+ steals
 Recorded 15+ steals
 10+ blocked shots
 Seven players scored in double-figures
 Six players scored in double-figures
 Five players scored in double-figures

Four players scored in double figures

 Three players had 20+ points
 Two players had 25+ points
Two players had 20+ points
Two players had double-figure rebounds
 Three players had double-figure rebounds
 Two players had double-doubles
 Three players had double-doubles
 Defeated a ranked team
 Defeated a ranked team at home
 Defeated a ranked team on the road

* Program Record
 & ACC Record

% Research still in progress
CLEMSONTIGERS.COM

Delicia Washington (40) vs Georgia Tech (OT), Feb. 13, 2022
 Amari Robinson (35) vs. Georgia St., Dec. 16, 2023
 Delicia Washington (33) at Syracuse, Mar. 2, 2022
 Amari Robinson (29) vs. Tulsa, Nov. 25, 2023
Raven Thompson (24) at Miami., Jan. 4, 2026
 -----%
 Jackie Farmer (20) at Kansas St., Nov. 25, 1990
 Tessa Miller (15) at Wake Forest, Dec. 15, 2024
 Susan Fehling (15) vs. Wyoming, Dec. 17, 1984
Mia Moore (12) at Miami., Jan. 4, 2026
 Delicia Washington (16) vs Georgia Tech (OT), Feb. 13, 2022
Raven Thompson (10) at Miami., Jan. 4, 2026
 -----%
 -----%
 Kendall Spray (8) at Notre Dame, Dec. 29, 2019
 Kendall Spray (7) vs. Syracuse, Jan. 24, 2021
Taylor Johnson-Matthews (6) at Chicago St., Dec. 28, 2025
 -----%
 Loyal McQueen (12) vs. Stanford (OT), Jan. 5, 2025
 -----%
 -----%
 Anya Poole (5) at SMU, Feb. 16, 2025
 Danielle Edwards (9) vs. SC State, Nov. 13, 2017
 Dayshyanette Harris (6) at Virginia Tech, Jan. 21, 2024
Mia Moore (5) vs. Pitt, Dec. 14, 2025
Mia Moore (13 pts, 10 ast) at Chicago St., Dec. 28, 2025
 Delicia Washington (12 pts, 10 rbs) at LSU, Dec. 20, 2021 & (12 pts, 10 rbs) vs. Dayton, Dec. 21, 2021
 -----%
 Ito Umoreh (12 pts, 11 reb, 10 ast) vs. Wake Forest (Jan. 17, 1999)

102 vs. Longwood, Nov. 19, 2023
97 at Chicago St., Dec. 28, 2025
 64 vs. Western Carolina, Nov. 30, 1994
 59 vs. Jackson St., Nov. 4, 2024
 40 vs. Longwood, Nov. 19, 2023
 36 vs. Florida St., Jan. 21, 2021
33 at Chicago St., Dec. 28, 2025
21 at Chicago St., Dec. 28, 2025*&
 *15 vs. N.C. State, Dec. 29, 2024
12 at Miami., Jan. 4, 2026
 30 vs. Virginia, Jan. 2, 2003
 26 vs. Wake Forest, Jan. 28, 2024
21 vs. App St., Dec. 7, 2025
 33 vs. SC State, Dec. 29, 1994
27 at Chicago St., Dec. 28, 2025
 23 vs. Radford Dec. 8, 2024
 --
 22 vs. Maine, Nov. 9, 2007
 18 vs. Pitt, Feb. 23, 2025
 10 vs. Furman, Nov. 25, 2020
 -----%
 -----%
 Ale'jah Douglas (14), Amari Robinson (13), Daisha Bradford (13), & Ruby Whitehorn (10) at Charleston Southern, Dec. 1, 2022
Rachael Rose (16), Raven Thompson (14), Demeara Hinds (12), & Mia Moore (10) at Virginia, Jan. 1, 2026
 -----%
 Dayshyanette Harris (26), Ruby Whitehorn (26) vs. Boston College, Mar. 6, 2024
Mia Moore (21) & Taylor Johnson-Matthews (20) vs. App St., Dec. 7, 2025
Hadley Periman (10) & Mia Moore (10), vs. American, Nov. 13, 2025
 Quinyotta Pettaway (10), Shaniqua Pauldo (11), Lindsey Mason (10), at Furman, Nov. 28, 2011
 Ruby Whitehorn (18 pts, 14 rbs) & Amari Robinson (12 pts, 13 rbs), at Florida St., Mar. 3, 2024
 -----%
 No. 19/19 Georgia Tech, W, 68-61, Feb. 13, 2025
 No. 19/19 Georgia Tech, W, 68-61, Feb. 13, 2025
 No. 22/18 at Florida St., W, 57-45, Jan. 13, 2019

CLEMSON TEAM SEASON HIGHS

POINTS	97		at Chicago St. (12/28/2025)
	84		North Florida (12/21/2025)
	78		at Charleston So. (12/17/2025)
	78		App State (12/07/2025)
	78		American (11/13/2025)
FIELD GOALS MADE	33		at Chicago St. (12/28/2025)
	33		North Florida (12/21/2025)
FIELD GOAL ATTEMPTS	65		vs Western Caro. (N) (11/28/2025)
	63		at Virginia (01/01/2026)
FIELD GOAL PERCENTAGE	.600	(33-55)	at Chicago St. (12/28/2025)
	.543	(25-46)	App State (12/07/2025)
3 PT FG MADE	21		at Chicago St. (12/28/2025)
	14		American (11/13/2025)
3 PT FG ATTEMPTS	35		at Chicago St. (12/28/2025)
	34		at Miami (FL) (01/04/2026)
3 PT FG PERCENTAGE	.600	(21-35)	at Chicago St. (12/28/2025)
	.476	(10-21)	at Mercer (11/06/2025)
FREE THROWS MADE	21		App State (12/07/2025)
	17		vs Western Caro. (N) (11/28/2025)
FREE THROW ATTEMPTS	29		vs Western Caro. (N) (11/28/2025)
	23		App State (12/07/2025)
FREE THROW PERCENTAGE	1.000	(4-4)	at South Carolina (11/11/2025)
	.913	(21-23)	App State (12/07/2025)
REBOUNDS	49		North Florida (12/21/2025)
	47		Pittsburgh (12/14/2025)
ASSISTS	27		at Chicago St. (12/28/2025)
	19		at Miami (FL) (01/04/2026)
	19		at Furman (11/23/2025)
STEALS	12		at Furman (11/23/2025)
	12		USC Upstate (11/03/2025)
BLOCKED SHOTS	6		at Alabama (12/04/2025)
	5		at Chicago St. (12/28/2025)
	5		USC Upstate (11/03/2025)
TURNOVERS	18		Louisville (11/16/2025)
	16		at Chicago St. (12/28/2025)
	16		Pittsburgh (12/14/2025)
FOULS	22		vs Western Caro. (N) (11/28/2025)
	20		Louisville (11/16/2025)

CLEMSON TEAM SEASON LOWS

POINTS	37		at South Carolina (11/11/2025)
	48		at Alabama (12/04/2025)
	54		Louisville (11/16/2025)
	63		at Virginia (01/01/2026)
	64		vs Michigan St. (N) (11/30/2025)
FIELD GOALS MADE	14		at South Carolina (11/11/2025)
	17		at Alabama (12/04/2025)
FIELD GOAL ATTEMPTS	46		App State (12/07/2025)
	48		Louisville (11/16/2025)
FIELD GOAL PERCENTAGE	.230	(14-61)	at South Carolina (11/11/2025)
	.315	(17-54)	at Alabama (12/04/2025)
3 PT FG MADE	4		at Virginia (01/01/2026)
	4		Louisville (11/16/2025)
3 PT FG ATTEMPTS	15		Louisville (11/16/2025)
	17		App State (12/07/2025)
3 PT FG PERCENTAGE	.152	(5-33)	at South Carolina (11/11/2025)
	.190	(4-21)	at Virginia (01/01/2026)
FREE THROWS MADE	4		Louisville (11/16/2025)
	4		at South Carolina (11/11/2025)
FREE THROW ATTEMPTS	4		at South Carolina (11/11/2025)
	7		at Miami (FL) (01/04/2026)
FREE THROW PERCENTAGE	.286	(4-14)	Louisville (11/16/2025)
	.467	(7-15)	at Charleston So. (12/17/2025)
REBOUNDS	26		Louisville (11/16/2025)
	27		App State (12/07/2025)
ASSISTS	7		Louisville (11/16/2025)
	9		at South Carolina (11/11/2025)
STEALS	3		North Florida (12/21/2025)
	3		at Alabama (12/04/2025)
	3		at Mercer (11/06/2025)
BLOCKED SHOTS	1		at Virginia (01/01/2026)
	1		North Florida (12/21/2025)
	1		Pittsburgh (12/14/2025)
	1		vs Michigan St. (N) (11/30/2025)
	1		American (11/13/2025)
	1		at South Carolina (11/11/2025)
TURNOVERS	8		at Charleston So. (12/17/2025)
	9		at Virginia (01/01/2026)
	9		vs Western Caro. (N) (11/28/2025)
	9		American (11/13/2025)
	9		USC Upstate (11/03/2025)
FOULS	9		at Charleston So. (12/17/2025)
	9		USC Upstate (11/03/2025)

NCAA TEAM RANKING SUMMARY

Statistic	National Rank	Conference Rank	Value	National Leader	Value	Conference Leader	Value
Assist/Turnover Ratio (359 ranked)	37	7	1.18	Iowa St.	2.05	Virginia	1.40
Assists Per Game (359 ranked)	111	11	14.6	UConn	24.3	Virginia	19.5
Bench Points Per Game (359 ranked)	50	5	26.1	LSU	45.3	Louisville	35.8
Blocks Per Game (359 ranked)	228	16	2.8	Virginia	8.1	Virginia	8.1
Field Goal Percentage (359 ranked)	62	7	44.9	LSU	53.9	Notre Dame	48.2
Field Goal Percentage Defense (359 ranked)	226	16	40.5	Oklahoma	29.8	Wake Forest	34.7
Fouls Per Game (359 ranked)	74	8	15.2	Dartmouth	9.8	Pittsburgh	12.7
Free Throw Attempts Per Game (359 ranked)	271	15	15.19	FIU	27.33	Florida St.	20.13
Free Throw Percentage (359 ranked)	308	16	65.0	Illinois	82.8	Stanford	79.1
Free Throws Made Per Game (359 ranked)	305	17	9.88	Murray St.	22.14	Florida St.	14.88
Rebound Margin (359 ranked)	30	5	9.1	LSU	21.0	Virginia	14.3
Rebounds (Defensive) Per Game (359 ranked)	185	15	25.3	Oklahoma	36.5	NC State	32.9
Rebounds (Offensive) Per Game (359 ranked)	190	13	11.9	LSU	19.3	Syracuse	18.5
Rebounds Per Game (359 ranked)	195	15	37.19	Oklahoma	53.13	NC State	46.07
Scoring Defense (359 ranked)	28	1	55.6	Minnesota	51.4	Clemson	55.6
Scoring Margin (359 ranked)	59	7	14.8	LSU	48.1	Louisville	24.7
Scoring Offense (359 ranked)	128	12	70.3	LSU	103.2	Notre Dame	84.9
Steals Per Game (359 ranked)	288	15	6.9	Utah Valley	17.3	Notre Dame	15.9
Three Point Attempts Per Game (359 ranked)	37	2	25.7	Arkansas St.	34.3	Florida St.	26.1
Three Point Percentage (359 ranked)	59	4	34.8	UConn	41.2	Louisville	36.1
Three Point Percentage Defense (359 ranked)	345	18	34.9	Tennessee Tech	21.3	Louisville	24.6
Three Pointers Per Game (359 ranked)	25	1	8.9	Fairfield	12.3	Clemson	8.9
Turnover Margin (359 ranked)	127	6	1.94	Texas	14.71	Notre Dame	9.79
Turnovers Forced Per Game (359 ranked)	307	15	14.31	Cal St. Fullerton	28.43	Notre Dame	22.57
Turnovers Per Game (359 ranked)	19	2	12.4	Texas	10.0	NC State	12.1
Winning Percentage (355 ranked)	102	9	68.8	4 teams tied	100.0	Syracuse	86.7

NCAA INDIVIDUAL RANKING SUMMARY

Statistic	Player	National Rank	Conference Rank	Value	National Leader	Value	Conference Leader	Value
Assist/Turnover Ratio (250 ranked)	Mia Moore	23	2	2.75	Rori Harmon, Texas	5.42	Mackenzie Nelson, Virginia Tech	3.36
Assists (143 ranked)	Mia Moore	20	4	88	Tonie Morgan, Kentucky	144	Kymora Johnson, Virginia	100
Assists Per Game (246 ranked)	Mia Moore	27	3	5.5	Tonie Morgan, Kentucky Caroline Lau, Northwestern	9.0 9.0	Kymora Johnson, Virginia	6.7
Blocks (133 ranked)					Julia Dalan, Portland	55	Uche Izoje, Syracuse	43
Blocks Per Game (248 ranked)	Hadley Periman	210	16	1.00	Julia Dalan, Portland	3.44	Uche Izoje, Syracuse	2.87
Double Doubles (41 ranked)					Raegan Beers, Oklahoma	12	Ra Shaya Kyle, Miami (FL)	10
Field Goal Attempts (142 ranked)					Liv McGill, Florida	311	Hannah Hidalgo, Notre Dame	278
Field Goal Percentage (250 ranked)					Gracie Merkle, Penn St.	74.7	Uche Izoje, Syracuse	64.6
Field Goals (147 ranked)					Audi Crooks, Iowa St.	169	Hannah Hidalgo, Notre Dame	135
Free Throw Attempts (145 ranked)					S'Mya Nichols, Kansas	134	Toby Fournier, Duke	108
Free Throw Percentage (250 ranked)					Aniah Alexis, Rice	100.0	Jasmine Shavers, Florida St.	88.5
Free Throws (137 ranked)					S'Mya Nichols, Kansas	113	Ra Shaya Kyle, Miami (FL)	69
Minutes Per Game (150 ranked)					Meri Kanerva, Xavier	37.53	Hannah Hidalgo, Notre Dame	34.19
Points (200 ranked)					Audi Crooks, Iowa St.	408	Hannah Hidalgo, Notre Dame	354
Points Per Game (250 ranked)					Audi Crooks, Iowa St.	29.1	Hannah Hidalgo, Notre Dame	25.3
Rebounds (149 ranked)					Avril Smith, Omaha	182	Khamil Pierre, NC State	179
Rebounds (Defensive) Per Game (30 ranked)					Kourtney Grossman, Eastern Wash.	9.9	Khamil Pierre, NC State	8.3
Rebounds (Offensive) Per Game (30 ranked)					Rhema Collins, FIU	5.3	Uche Izoje, Syracuse	3.8
Rebounds Per Game (248 ranked)					Kourtney Grossman, Eastern Wash.	12.9	Khamil Pierre, NC State	11.9
Steals (147 ranked)					Hannah Hidalgo, Notre Dame	82	Hannah Hidalgo, Notre Dame	82
Steals Per Game (247 ranked)					Hannah Hidalgo, Notre Dame	5.86	Hannah Hidalgo, Notre Dame	5.86
Three Point Attempts (146 ranked)	Rusne Augustinaite	39	4	105	Briana Rivera, Samford	169	Mary Carter, Wake Forest Kymora Johnson, Virginia	120 120
Three Point Percentage (195 ranked)	Rusne Augustinaite	37	1	42.9	Elle Evans, Kansas	52.1	Rusne Augustinaite, Clemson	42.9
Three Pointers (137 ranked)	Rusne Augustinaite	12	2	45	Briana Rivera, Samford	60	Kymora Johnson, Virginia	46
Three Pointers Per Game (248 ranked)	Rusne Augustinaite	35	2	2.81	Briana Rivera, Samford	3.53	Kymora Johnson, Virginia	3.07
Triple Doubles (2 ranked)					Olivia Miles, TCU	4	Indya Nivar, North Carolina Hannah Hidalgo, Notre Dame Romi Levy, Virginia	1 1 1

NOTES TO NOSH ON

21 3PM RECORD BROKEN (PROGRAM & ACC)

Clemson collected 21 3-pointers (Program & ACC Record) in its 10th win of the season at Chicago St., 97-44, at the Jacoby Dickens Center on Sunday afternoon.

- The Tigers' total of 21 3-pointers marked a new program and ACC record. Clemson's previous team 3-point record was 15 3PM (N.C. State, Dec. 29, 2024). The previous ACC record of 20 3PM was held by Syracuse at North Carolina, Feb. 22, 2018).
- The 21 made 3-pointers by Clemson is the most in a single game across DI this season. It is the most since Tennessee made 30 3-pointers against N.C. Central (December 2024).
- The 35 3-point attempts are tied for the second-most in program history (vs. Longwood, Nov. 19, 2023).
- Clemson made 15 of its 21 3-pointers in the first half.
- The Tigers won by 53 points, the fourth-largest margin of victory on the road in program history.
- Senior guard Johnson-Matthews led at scorers with a season-best 23 points and knocked down a career-high six triples.

NO. 20/21 MICHIGAN ST. NOTABLES

Clemson held No. 20/21 Michigan St. to its lowest scoring game and lowest margin of victory this season (eight points) in a 72-64 loss in the 2025 Baha Mar Nassau Championship (Junkanoo Division) at the Baha Mar.

- At halftime (38-30), Clemson trailed Michigan St. by eight points, the closest an opponent has trailed the Spartans at the break this season.
- The Tigers held Michigan St. (99.9 PPG) to 72 points, their lowest scoring game of the 2025-26 season.
- Michigan St. won by eight points; the Spartans' average margin of victory is 51.4 ppg.

TIGERS INK MONSTER SIGNING CLASS; HIGHEST EVER IN PROGRAM HISTORY

The incoming 2026 class is the highest-ranked signing class in program history and ranks third nationally (per 247 Sports) and sixth nationally (per ESPN).

Coach Poppie, who is in his second year at the helm, has signed six Top-100 recruits in two years. Prior to the Poppie Era at Clemson, the program has only had six Top-100 recruits in the previous 12 years.

The Class includes: Trinity Jones, Kimora Fields, Julia Scott, Meeyah Green, and Dyarri Braddick.

Trinity Jones: No. 9 Nationally - 247 Sports (97, Four Star) & No. 11 Nationally - ESPN SC Next 100 (96, Five Star).

Kimora Fields: No. 27 Nationally - ESPN SC Next 100 (95, Four Star) & No. 46 Nationally - 247 Sports (93, Four Star).

Julia Scott: No. 39 Nationally - ESPN SC Next 100 (94, Four Star) & No. 40 Nationally - 247 Sports (95, Four Star).

Meeyah Green: No. 63 Nationally - 247 Sports (91, Four Star). & No. 50 Nationally - SC Next 100 (94, Four Star).

Dyarri Braddick: Ranked as No. 108 Nationally - ESPN SC Next (Three Star).

PUT IT INTO PERSPECTIVE

Coach Poppie, who is in his second year at the helm, has signed six Top-100 recruits in two years. Prior to the Poppie Era at Clemson, the program has only had six Top-100 recruits in the previous 12 years (2013-24).

Clemson's Barbara Kennedy-Dixon Named To 2026 Women's Basketball Hall Of Fame Class

Barbara Kennedy-Dixon has been named to [The Women's Basketball Hall of Fame \(WBHOF\) Class of 2026](#), as a posthumous veteran honoree.

- Leads Clemson & ACC in Career Points (3,113) and scoring average (24.5).
- One of just eight players with at least 3,000 points and 1,000 rebounds since the NCAA started sponsoring women's sports in 1981-82 (Barbara's senior year); The other six players with 3,000 points and 1,000 rebounds include: Brittney Griner, Patricia Hoskins, Lorri Bauman, Elena Delle Donne, Maya Moore, Chamique Holdsclaw and Cheryl Miller.
- Two-time First-Team All-American (1981, 1982), Three-time First-Team All-ACC (1980, 1981, 1982), Second-Team All-ACC (1979), Two-time ACC Tournament MVP (1981, 1982), All-ACC Rookie Team (1979) at Clemson (1978-82).
- Jersey Number 42 retired by Clemson.

Rachael Rose Named To Nancy Lieberman PGOTY Preseason Watch List

Senior guard Rachael Rose is 1-of-20 players (1-of-6 in the ACC) named to the 2026 Nancy Lieberman Point Guard of the Year Preseason watch list, announced by Hoophall & the WBCA. Rose did not earn a spot on the Preseason All-ACC Team.

The Nancy Lieberman Award recognizes the top point guard in women's NCAA Division I college basketball. To be considered for this prestigious award, candidates must exhibit the floor leadership, playmaking, and ball-handling skills of Class of 1996 Hall-of-Famer Nancy Lieberman.

Record Attendance Increase

In the first year of the Shawn Poppie Era, Clemson women's basketball experienced a 91% Year-over-year home attendance growth, 9th nationally and 1st in the ACC.

The Tigers finished the 2024-25 season with the highest home attendance (36,408 fans) in program history since the 2001-02 season.

Tigers Turning Heads

Last season the Tigers upset No. 19 Georgia Tech (W, 68-61, Feb. 13) and No. 20 Cal (W, 69-58, Jan. 2) in head coach Shawn Poppie's first season (2024-25) at Clemson, which marked the first time since 2022-23 and the third time since 2004 that Clemson defeated two or more ranked opponents in a season.

Raining 3's

The 2024-25 squad set a new single-season program record with 228 3PTM last season.

The squad's 3PT average of 7.4 ranked 5th in the ACC last season.

Hannah Kohn hit 79 three-pointers in her first season in Clemson, one short of the program single-season mark (80) set by Kendall Spray in 2019-20.

Offseason Staff Additions

Corey Fox (Special Assistant to the Head Coach) & Cayla King (Graduate Assistant) joined Shawn Poppie & Co. in the offseason.

Fox was most recently at Limestone, where he had served as the Head Women's Basketball Coach since 2004, and previously from 2001 to 2003 in the Men's Basketball staff. During his time with the Saints, he accumulated a 386-244 record, rebuilding the women's program and setting a school record of 34 wins in a season during 2014-15. He led the team to the program's first Sweet 16 in 2013, to the Elite Eight in 2014, and the Final Four in 2015. He coached nine consecutive winning seasons from 2009 to 2018 and led the Saints to seven consecutive conference championships from 2012 to 2018.

King comes to Clemson with two seasons of professional basketball experience in Slovenia and Australia. King played five seasons at Virginia Tech, connecting her with Poppie. King was a four-year starter for the Hokies, where she saw four NCAA Tournament Runs and was a starter in the 2023 Final Four. She owns the program record for 3FG in a game with nine, and ranks second in career games played (154).

HEAD COACH SHAWN POPPIE

2ND SEASON AT CLEMSON • 4TH YEAR OVERALL • LIMESTONE '07



COACHING CAREER HIGHLIGHTS

- Upset No. 19 Georgia Tech and No. 20 Cal in first season (2024-25) at Clemson, which marked the first time since 2022-23 and the third time since 2004 that Clemson defeated two or more ranked opponents in a season.
- Named 8th Head Coach in Clemson Women's Basketball Program History on March, 26, 2024.
- 2 NCAA Tournament Appearances (Chattanooga, 2022-23 & 2023-24).
- Coached six players currently in the WNBA and 17 that are currently playing professionally.
- 2023 Spalding Maggie Dixon NCAA Division 1 Rookie Coach of the Year.
- 2023-24 SoCon Coach of the Year.
- Coached eight all-conference selections at Chattanooga.
- Coached nine All-ACC selections during his time as associate head coach at Virginia Tech.
- Coached Virginia Tech's first-ever All-American.

PLAYING CAREER HIGHLIGHTS (LIMESTONE)

- Four-year starting guard at Limestone (DII) (2003-07).
- Inducted into Limestone's Hall of Fame in 2017.
- 2x Conference Carolinas All-Conference Second Team (2005-06, 2006-07)
- Conference Carolinas All-Tournament Team (2005-06)
- Was the program's all-time leader in assists (603) and steals (168).
- Finished his career with 1,247 points (3rd All-Time Limestone Program history).
- Logged four career triple-doubles.

THE POPPIE FILE

COACHING CAREER

2024-Present	Clemson, Head Coach
2022-24	Chattanooga, Head Coach
2020-22	Virginia Tech, Assoc. Head Coach
2016-20	Virginia Tech, Assistant Coach
2013-16	Furman, Assistant Coach
2011-13	USC Upstate, Assistant Coach
2007-11	Limestone, Assistant Coach/Recruiting Coord.

PERSONAL

Born	April 7, 1985
Hometown	Crescent City, Illinois
College	Limestone, 2007
	Sports Management
Wife	Regina
Children	Kai, Kayden, & Cameron

RANKED WINS AS THE HEAD HONCHO

Date	Opponent	Rank	Score
1/2/25	California (H)	20/23	W, 69-58
2/13/25	Georgia Tech (H)	19/19	W, 68-61

POPPIES' CAREER STATISTICS

Year	TOTAL					3-PTS			REBOUNDS														
	G	GS	FG	FGA	Pct	3FG	3FGA	Pct	FT	FTA	Pct	O	D	Tot	Avg	PF	FO	A	TO	Blk	Stl	Pts	Avg
2003-04	29	28	97	207	.469	40	102	.392	42	57	.737	13	101	114	3.9	49	2	150	91	3	43	276	9.5
2004-05	29	29	74	171	.433	19	56	.339	88	106	.830	14	132	146	5.0	67	2	156	116	19	48	255	8.8
2005-06	29	28	124	268	.463	38	98	.388	71	104	.682	-	-	173	5.9	66	0	121	103	11	46	357	12.3
2006-07	26	25	110	255	.431	29	98	.296	110	155	.709	17	91	108	4.2	71	2	176	74	7	71	359	13.8
Total	113	110	405	901	.450	126	354	.356	311	422	.737	-	-	541	4.8	253	6	603	384	40	168	1,247	11.0

POPPIE VS. ALL COMPETITION

TEAM	CHATTANOOGA		CLEMSON		TOTAL
	W	L	W	L	
ALABAMA	0	1	0	2	0-3
AMERICAN	0	0	1	0	1-0
APP STATE	0	0	1	0	1-0
AUSTIN PEAY	1	1	0	0	1-1
BELMONT	0	1	0	0	0-1
BOSTON COLLEGE	0	0	0	1	0-1
CAL	0	0	1	0	1-0
CHARLESTON SOUTHERN	0	0	1	0	1-0
CHICAGO ST.	0	0	1	0	1-0
COASTAL CAROLINA	0	1	0	0	0-1
DUKE	0	0	0	1	0-1
E. KENTUCKY	1	0			1-0
ETSU	5	0			5-0
FLORIDA	0	0	0	1	0-1
FLORIDA STATE	0	0	0	1	0-1
FURMAN	5	0	1	0	6-0
GEORGIA	0	0	0	1	0-1
GEORGIA TECH	0	0	1	1	1-1
GEORGIA STATE	1	0			1-0
HAWAII	0	0	1	0	1-0
JACKSON STATE	0	0	1	0	1-0
JACKSONVILLE STATE	0	1			0-1
KENT STATE	1	0			1-0
KENNESAW STATE	2	0	1	0	3-0
KING	2	0			2-0
LIPSCOMB	1	0			1-0
LOUISVILLE	0	0	0	3	0-3
MARSHALL	0	2			0-2
MERCER	5	0	1	0	6-0
MIAMI (FL)	0	0	2	0	2-0
MICHIGAN ST.	0	0	0	1	0-1
MISSISSIPPI STATE	1	0			1-0
MURRAY STATE	0	1			0-1
NC CENTRAL	1	0	1	0	2-0
NC STATE	0	1	0	1	0-2
N. ALABAMA	2	0			2-0
NORTH FLORIDA	0	0	1	0	1-0
N. KENTUCKY	1	0			1-0
NORTH CAROLINA	0	0	0	1	0-1
NOTRE DAME	0	0	0	1	0-1
OHIO	1	0			1-0
PITT	0	0	1	1	1-1
PRESBYTERIAN	0	0	1	0	1-0
RADFORD	0	0	1	0	1-0
RICHMOND	0	1			0-1
SAMFORD	3	1			3-1
SMU	0	0	1	0	1-0
SOUTH CAROLINA	0	0	0	2	0-2
SYRACUSE	0	0	0	1	0-1
STANFORD	0	0	2	0	2-0
TEMPLE	0	0	0	0	0-0
TENNESSEE	0	1			0-1
TENNESSEE STATE	1	0			1-0
TENNESSEE TECH	1	0			1-0
UAB	0	0	1	0	1-0
UL-MONROE	0	0	0	0	0-0
UNC ASHEVILLE	1	0			1-0
UNC GREENSBORO	3	2			3-2
USC UPSTATE	0	0	1	0	1-0
UVA WISE	1	0			1-0
VIRGINIA	0	0	0	2	0-2
VIRGINIA TECH	0	1	0	1	0-2
WAKE FOREST	0	0	1	0	1-0
W. CAROLINA	4	1	1	0	5-1
WOFFORD	3	2			3-2
YOUNG HARRIS	1	0			1-0
TOTALS	48	18	25	22	73-40

CLEMSON COACHING STAFF



CHRIS AYERS
ASSOCIATE HEAD COACH
SECOND SEASON AT CLEMSON • FAMU '08
Hometown: Tallahassee, Fla.
Coaching Experience
Assistant Coach, Godby High School (2008-17)
Graduate Manager, Georgia Tech (2017-18)
Assistant Coach, Ole Miss (2018-2024)
Assistant Coach, Clemson (2024-Pres.)



JON GOLDBERG
DIRECTOR OF PLAYER DEVELOPMENT & RECRUITING/ASSISTANT COACH
SECOND SEASON AT CLEMSON • EMERSON '14
Hometown: Stowe, Vt.
Coaching Experience
Assistant Coach, Chattanooga (2018-24)
Assistant Coach, Clemson (2024-Pres.)



SYDNI MEANS
ASSISTANT COACH
SECOND SEASON AT CLEMSON • MERCER '18
Hometown: Atlanta, Ga.
Coaching Experience
Assistant Coach, Mercer (2018-21)
Assistant Coach, Tulsa (2021-24)
Assistant Coach, Clemson (2024-Pres.)




JAYDA WORTHY
ASSISTANT COACH
SECOND SEASON AT CLEMSON • RADFORD '18
Hometown: Toledo, Ohio
Coaching Experience
Assistant Coach, Radford (2020-22)
Assistant Coach, Chattanooga (2022-24)
Assistant Coach, Clemson (2024-Pres.)



KATELYN GRISILLO
ASSISTANT COACH
SECOND SEASON AT CLEMSON • USC-AIKEN '16
Hometown: Charleston, S.C.
Coaching Experience
Graduate Assistant, Wingate (2016-18)
Assistant Coach, Wingate (2018-22)
Assistant Coach, Chattanooga (2022-24)
Assistant Coach, Clemson (2024-Pres.)



COREY FOX
SPECIAL ASSISTANT TO THE HEAD COACH
FIRST SEASON AT CLEMSON • LIMESTONE '01
Hometown: -----
Coaching Experience
Head Coach, Limestone (2004-25)
Assistant Coach, Limestone (Men) (2001-03)
Head Coach Record: 386-242
Set school record of 34 wins in a season during 2014-15.
Led Limestone to the program's first Sweet 16 in 2013, to the Elite Eight in 2014, and the Final Four in 2015.



HOLLAND HARRIS

Guard • 6-1 • Freshman
Orlando, Florida • Montverde Academy

0

- Logged a career-high 13 points and personal-best 3 3-pointers made in road win at Chicago St. (Dec. 28).
- Grabbed a career-best 5 rebounds at Alabama (Dec. 4) in the ACC/SEC Challenge.
- Added a career-best 4 points in win against Western Carolina (Nov. 28) at the Baha Mar.
- Knocked down first career triple in win at Furman (Nov. 23).
- Saw 10 minutes of action with 4 rebounds and 1 block in collegiate debut in win against USC Upstate (Nov. 3).

STAR STUDDED

- Ranked as a ★★★★★ Four-star recruit by 24/7Sports, On3 and ESPN.
- No. 45 player in the nation and an overall grade of 94 by ESPN.
- Ranked the No. 50 player nationally by 24/7Sports and No. 51 by On3.

2025-26 HARRIS' GAME-BY-GAME

Opponent	Date	GS	MIN	Total		3-Pointers		Free throws		Rebounds				PF	A	TO	BLK	STL	PTS	AVG
				FG-FGA	PCT	3FG-3FGA	PCT	FT-FTA	PCT	OFF	DEF	TOT	AVG							
USC Upstate	11/03/2025		09:59	0-5	.000	0-1	.000	0-0	.000	2	2	4	4.0	1	0	1	1	0	0	0.0
at South Carolina	11/11/2025		03:50	0-1	.000	0-0	.000	0-0	.000	0	0	0	2.0	0	0	0	0	0	0	0.0
American	11/13/2025		10:39	0-0	.000	0-0	.000	1-2	.500	2	2	4	2.7	1	0	1	0	0	1	0.3
at Furman	11/23/2025		10:45	1-4	.250	1-2	.500	0-2	.000	1	3	4	3.0	0	0	0	0	1	3	1.0
vs Western Caro.	11/28/2025		11:32	2-3	.667	0-0	.000	0-0	.000	2	0	2	2.8	2	0	0	1	0	4	1.6
vs Michigan St.	11/30/2025		00:05	0-0	.000	0-0	.000	0-0	.000	0	0	0	2.3	0	0	0	0	0	0	1.3
at Alabama	12/04/2025		11:26	1-1	1.000	0-0	.000	1-2	.500	2	3	5	2.7	1	0	1	3	0	3	1.6
Pittsburgh	12/14/2025		10:14	1-3	.333	0-1	.000	0-1	.000	2	0	2	2.6	1	0	2	0	0	2	1.6
at Charleston So.	12/17/2025		01:20	0-0	.000	0-0	.000	0-0	.000	0	0	0	2.3	0	0	0	0	0	0	1.4
North Florida	12/21/2025		09:02	1-2	.500	0-1	.000	0-0	.000	0	4	4	2.5	1	0	2	0	0	2	1.5
at Chicago St.	12/28/2025		16:46	4-5	.800	3-4	.750	2-2	1.000	2	2	4	2.6	3	3	2	0	1	13	2.5
at Virginia	01/01/2026		05:16	0-1	.000	0-0	.000	0-0	.000	0	1	1	2.5	0	0	0	0	0	0	2.3
Totals		0	100:53	10-25	.400	4-9	.444	4-9	.444	13	17	30	2.5	10	3	9	5	2	28	2.3

Player Averages

Games Played	Minutes/game	Points/game	FG Pct	3FG Pct	FT Pct	Rebounds/game	Assists/game	Turnovers/game	Assist/Turnover ratio	Steals/game	Blocks/game
12	8.4	2.3	40.0	44.4	44.4	2.5	0.3	0.8	0.3	0.2	0.4

HARRIS' CAREER STATISTICS

				Field Goals		3-Point		F-Throws		Rebounds				Scoring						
SEASON	TEAM	GP-GS	MIN/AVG	FG-FGA	FG%	3FG-3FGA	3FG%	FT-FTA	FT%	OFF	DEF	TOT	AVG	PF-FO	A	TO	BLK	STL	PTS	AVG
2025-26	CU	12-0	101/8.4	10-25	.400	4-9	.444	4-9	.444	13	17	30	2.5	10-0	3	9	5	2	28	2.3
TOTAL		12-0	101/8.4	10-25	.400	4-9	.444	4-9	.444	13	17	30	2.5	10-0	3	9	5	2	28	2.3

Single Game Highs

Statistic	Value
Points	13 at Chicago St. 12/28/25
Rebounds	5 at Alabama 12/04/25
Assists	3 at Chicago St. 12/28/25
Steals	1 at Furman 11/23/25, at Chicago St. 12/28/25
Blocks	3 at Alabama 12/04/25
FG Made	4 at Chicago St. 12/28/25
FG Attempts	5 vs USC Upstate 11/03/25, at Chicago St. 12/28/25
3FG Made	3 at Chicago St. 12/28/25
3FG Attempts	4 at Chicago St. 12/28/25
FT Made	2 at Chicago St. 12/28/25
FT Attempts	2 4 times



AMAIA JACKSON

Guard • 5-8 • Freshman
Rochester, New York • Montverde Academy

- Collected 3+ points for the 4th time in a game this season in road win at Chicago St. (Dec. 28).
- Added a career-best 6 points at Alabama (Dec. 4) in the ACC/SEC Challenge.
- Matched a career-best 3 points against American (Nov. 13) and Western Carolina (Nov. 28) at the Baha Mar.
- Ranked as a ★★★★★ Four-star recruit & 77th-ranked player of the 2029 recruiting class per BTN scouting.
- Played with fellow Clemson teammate Holland Harris at Montverde Academy.

2025-26 JACKSON'S GAME-BY-GAME

Opponent	Date	GS	MIN	Total		3-Pointers		Free throws		Rebounds				PF	A	TO	BLK	STL	PTS	AVG
				FG-FGA	PCT	3FG-3FGA	PCT	FT-FTA	PCT	OFF	DEF	TOT	AVG							
USC Upstate	11/03/2025		05:53	0-1	.000	0-1	.000	0-0	.000	0	0	0	0.0	1	0	0	0	0	0	0.0
American	11/13/2025		13:35	1-3	.333	1-3	.333	0-0	.000	1	1	2	1.0	0	2	0	0	0	3	1.5
vs Western Caro.	11/28/2025		05:12	0-2	.000	0-1	.000	3-4	.750	0	1	1	1.0	0	1	0	0	0	3	2.0
at Alabama	12/04/2025		13:51	2-4	.500	0-1	.000	2-2	1.000	0	0	0	0.8	1	0	0	0	0	6	3.0
Pittsburgh	12/14/2025		02:00	0-1	.000	0-1	.000	0-2	.000	0	0	0	0.6	0	0	0	0	0	0	2.4
at Charleston So.	12/17/2025		01:20	0-0	.000	0-0	.000	0-0	.000	0	1	1	0.7	0	1	0	0	0	0	2.0
North Florida	12/21/2025		01:29	0-0	.000	0-0	.000	0-0	.000	0	0	0	0.6	0	0	0	0	0	0	1.7
at Chicago St.	12/28/2025		14:55	1-5	.200	1-2	.500	0-0	.000	0	1	1	0.6	2	2	0	0	0	3	1.9
Totals			0 58:15	4-16	.250	2-9	.222	5-8	.625	1	4	5	0.6	4	6	0	0	0	15	1.9

Player Averages

Games Played	Minutes/game	Points/game	FG Pct	3FG Pct	FT Pct	Rebounds/game	Assists/game	Turnovers/game	Assist/Turnover ratio	Steals/game	Blocks/game
8	7.3	1.9	25.0	22.2	62.5	0.6	0.8	0.0	6.0	0.0	0.0

JACKSON'S CAREER STATISTICS

				Field Goals		3-Point		F-Throws		Rebounds				Scoring						
SEASON	TEAM	GP-GS	MIN/AVG	FG-FGA	FG%	3FG-3FGA	3FG%	FT-FTA	FT%	OFF	DEF	TOT	AVG	PF-FO	A	TO	BLK	STL	PTS	AVG
2025-26	CU	8-0	58/7.3	4-16	.250	2-9	.222	5-8	.625	1	4	5	0.6	4-0	6	0	0	0	15	1.9
TOTAL		8-0	58/7.3	4-16	.250	2-9	.222	5-8	.625	1	4	5	0.6	4-0	6	0	0	0	15	1.9

Single Game Highs

Statistic	Value	
Points	6	at Alabama 12/04/25
Rebounds	2	vs American 11/13/25
Assists	2	vs American 11/13/25, at Chicago St. 12/28/25
FG Made	2	at Alabama 12/04/25
FG Attempts	5	at Chicago St. 12/28/25
3FG Made	1	vs American 11/13/25, at Chicago St. 12/28/25
3FG Attempts	3	vs American 11/13/25
FT Made	3	vs Western Caro. 11/28/25
FT Attempts	4	vs Western Caro. 11/28/25




JA'KERRA BUTLER

Guard/Forward • 6-1 • Freshman
Lawrenceville, Georgia • Hebron Christian

- 2024-25 Region 8-AA Player of the Year in Georgia.
- Holds Hebron girls basketball all-time scoring record with 1,833 career points.
- Averaged 17 points, 10 rebounds, and 3.3 blocked shots as Hebron Christian went 29-2, won the region championship and advanced to the state finals for the third straight year.
- Gwinnett Daily Post's 2025 Girls Co-Basketball Player of the Year.
- Averaged 14 points, 10 rebounds, 2.6 blocks, 2.5 steals during junior season.

2025-26 BUTLER'S GAME-BY-GAME

BUTLER'S CAREER STATISTICS



HANNAH KOHN

Guard • 5-9 • Junior
Oviedo, Florida • Hagerty High School •
Chattanooga

5

- Recorded 17 points, knocking down 5 3PM in win at Charleston Southern (Dec. 17), 5th game of the season hitting 3+ 3-pointers.
- Matched a season-best 13 points & grabbed a season-high 7 in the win against Pitt (Dec. 14).
- Led the Tigers with 10 points and 3 3PM at Alabama (Dec. 4) in the ACC/SEC Challenge.
- Added 9 points on 3 3PM in loss to No. 20/21 Michigan St. (Nov. 30) at the Baha Mar.
- Logged a career-best 4 steals in win at Furman (Nov. 23).
- Grabbed a career-best 3 steals against No. 22/21 Louisville (Nov. 16).
- Added 12 points 3 3PTM in road win at Mercer (Nov. 6).

In The Record Book

In 2024-25, Kohn hit 79 3-pointers, the second-most in a single-season in Clemson history (Kendall Spray, 80).

2025-26 KOHN'S GAME-BY-GAME

Opponent	Date	GS	MIN	Total		3-Pointers		Free throws		Rebounds				PF	A	TO	BLK	STL	PTS	AVG
				FG-FGA	PCT	3FG-3FGA	PCT	FT-FTA	PCT	OFF	DEF	TOT	AVG							
USC Upstate	11/03/2025		23:41	2-6	.333	2-5	.400	0-0	.000	0	2	2	2.0	1	1	1	0	0	6	6.0
at Mercer	11/06/2025		19:34	4-7	.571	4-7	.571	1-2	.500	0	1	1	1.5	0	0	0	0	0	13	9.5
at South Carolina	11/11/2025		14:57	1-7	.143	1-7	.143	0-0	.000	0	0	0	1.0	1	0	1	0	0	3	7.3
American	11/13/2025		13:29	0-3	.000	0-3	.000	0-0	.000	0	1	1	1.0	0	1	0	0	0	0	5.5
Louisville	11/16/2025		13:24	0-0	.000	0-0	.000	0-0	.000	0	0	0	0.8	2	0	2	0	3	0	4.4
at Furman	11/23/2025		22:20	2-4	.500	2-4	.500	2-3	.667	0	0	0	0.7	2	1	1	0	4	8	5.0
vs Western Caro.	11/28/2025		21:09	0-6	.000	0-5	.000	0-0	.000	0	0	0	0.6	2	1	1	1	2	0	4.3
vs Michigan St.	11/30/2025		26:39	3-10	.300	3-10	.300	0-0	.000	0	0	0	0.5	2	2	0	0	0	9	4.9
at Alabama	12/04/2025	*	34:38	3-10	.300	3-8	.375	1-1	1.000	1	2	3	0.8	2	1	3	1	0	10	5.4
App State	12/07/2025	*	19:06	1-2	.500	1-2	.500	0-0	.000	0	3	3	1.0	2	0	3	0	0	3	5.2
Pittsburgh	12/14/2025	*	28:02	4-9	.444	3-8	.375	2-2	1.000	0	7	7	1.5	1	0	2	0	1	13	5.9
at Charleston So.	12/17/2025	*	27:05	5-8	.625	5-8	.625	2-3	.667	1	1	2	1.6	0	1	0	0	0	17	6.8
North Florida	12/21/2025	*	15:56	0-4	.000	0-4	.000	0-0	.000	0	1	1	1.5	3	1	0	0	0	0	6.3
at Chicago St.	12/28/2025	*	27:16	2-7	.286	2-6	.333	0-0	.000	1	3	4	1.7	2	3	1	1	0	6	6.3
at Virginia	01/01/2026	*	18:01	1-4	.250	0-3	.000	0-0	.000	0	0	0	1.6	0	1	0	0	1	2	6.0
at Miami (FL)	01/04/2026	*	17:32	2-4	.500	2-4	.500	0-0	.000	1	0	1	1.6	0	0	0	0	1	6	6.0
Totals		8	342:49	30-91	.330	28-84	.333	8-11	.727	4	21	25	1.6	20	13	15	3	12	96	6.0

Player Averages

Games Played	Minutes/game	Points/game	FG Pct	3FG Pct	FT Pct	Rebounds/game	Assists/game	Turnovers/game	Assist/Turnover ratio	Steals/game	Blocks/game
16	21.4	6.0	33.0	33.3	72.7	1.6	0.8	0.9	0.9	0.8	0.2

KOHN'S CAREER STATISTICS

SEASON	TEAM	GP-GS	MIN/AVG	Field Goals		3-Point		F-Throws		Rebounds				Scoring						
				FG-FGA	FG%	3FG-3FGA	3FG%	FT-FTA	FT%	OFF	DEF	TOT	AVG	PF-FO	A	TO	BLK	STL	PTS	AVG
2023-24	UTC	33-0	638/19.3	83-178	.466	68-147	.463	18-20	.900	5	38	43	1.3	47-0	15	22	3	10	252	7.6
2024-25	CU	31-12	829/26.7	89-251	.355	79-224	.353	27-31	.871	8	56	64	2.1	45-0	22	33	2	10	284	9.2
2025-26	CU	16-8	343/21.4	30-91	.330	28-84	.333	8-11	.727	4	21	25	1.6	20-0	13	15	3	12	96	6.0
TOTAL FOR CU		47-20	1171/24.9	119-342	.348	107-308	.347	35-42	.833	12	77	89	1.9	65-0	35	48	5	22	380	8.1
TOTAL		80-20	1809/22.6	202-520	.388	175-455	.385	53-62	.855	17	115	132	1.7	112-0	50	70	8	32	632	7.9

Single Game Highs

Statistic	Value	
Points	18	at NC State 12/29/24
Rebounds	7	vs Florida 12/05/24, vs Pittsburgh 12/14/25
Assists	3	vs Virginia 01/09/25, at Chicago St. 12/28/25
Steals	4	at Furman 11/23/25
Blocks	1	8 times
FG Made	6	4 times
FG Attempts	17	at Pittsburgh 02/23/25
3FG Made	6	at NC State 12/29/24
3FG Attempts	17	at Pittsburgh 02/23/25
FT Made	5	vs Notre Dame 01/12/25
FT Attempts	6	at Duke 02/06/25



TAYLOR JOHNSON-MATTHEWS

Guard • 5-9 • Senior
Cleveland, Ohio • Pearl River CC •
Depaul

10

- Led all scorers with a season-high 23 points & a career-best 6 3-pointers in win at Chicago St. (Dec. 28).
- Added 13 points in win against UNF (Dec. 21).
- Added a season-high 20 points in win against App St. (Dec. 7).
- Put up a season-best 14 points & matched a season-best 3 3PM in win against Western Carolina (Nov. 28) at the Baha Mar.
- Added 10 points in loss to No. 20/21 Michigan St. (Nov. 30) at the Baha Mar.
- Led the Tigers with 9 points at No. 2/2 South Carolina (Nov. 11).

2025-26 MATTHEWS' GAME-BY-GAME

Opponent	Date	GS	MIN	Total		3-Pointers		Free throws		Rebounds				PF	A	TO	BLK	STL	PTS	AVG
				FG-FGA	PCT	3FG-3FGA	PCT	FT-FTA	PCT	OFF	DEF	TOT	AVG							
USC Upstate	11/03/2025	*	17:26	5-9	.556	0-2	.000	2-2	1.000	0	2	2	2.0	0	1	0	0	3	12	12.0
at Mercer	11/06/2025	*	18:09	4-6	.667	3-4	.750	0-0	.000	0	3	3	2.5	1	0	2	0	1	11	11.5
at South Carolina	11/11/2025	*	25:57	3-12	.250	1-6	.167	2-2	1.000	1	3	4	3.0	0	0	2	0	1	9	10.7
American	11/13/2025		17:11	2-9	.222	1-4	.250	0-0	.000	1	1	2	2.8	1	0	0	0	1	5	9.3
Louisville	11/16/2025		12:49	1-3	.333	0-1	.000	0-2	.000	0	0	0	2.2	0	0	1	0	0	2	7.8
at Furman	11/23/2025		13:26	3-5	.600	0-1	.000	1-2	.500	2	1	3	2.3	4	1	1	0	0	7	7.7
vs Western Caro.	11/28/2025		23:33	3-10	.300	3-6	.500	5-6	.833	0	5	5	2.7	0	0	0	0	1	14	8.6
vs Michigan St.	11/30/2025		13:10	5-9	.556	0-2	.000	0-0	.000	1	0	1	2.5	0	0	0	0	0	10	8.8
at Alabama	12/04/2025		10:51	2-7	.286	0-2	.000	1-2	.500	0	1	1	2.3	2	0	1	0	1	5	8.3
App State	12/07/2025		31:00	7-13	.538	1-3	.333	5-5	1.000	0	4	4	2.5	1	0	0	0	2	20	9.5
Pittsburgh	12/14/2025		17:43	2-7	.286	0-3	.000	0-0	.000	0	1	1	2.4	1	0	4	0	1	4	9.0
at Charleston So.	12/17/2025		06:43	0-0	.000	0-0	.000	0-0	.000	0	0	0	2.2	0	2	2	0	1	0	8.3
North Florida	12/21/2025		16:59	5-7	.714	1-1	1.000	2-2	1.000	2	4	6	2.5	1	0	2	1	1	13	8.6
at Chicago St.	12/28/2025		21:44	8-11	.727	6-8	.750	1-1	1.000	0	3	3	2.5	0	1	4	0	1	23	9.6
at Virginia	01/01/2026		25:51	3-15	.200	0-4	.000	0-0	.000	1	1	2	2.5	2	0	0	0	1	6	9.4
at Miami (FL)	01/04/2026		09:37	0-2	.000	0-1	.000	0-0	.000	0	0	0	2.3	1	0	0	0	0	0	8.8
Totals		3	282:09	53-125	.424	16-48	.333	19-24	.792	8	29	37	2.3	14	5	19	1	15	141	8.8

Player Averages

Games played	Minutes/ game	Points/ game	FG Pct	3FG Pct	FT Pct	Rebounds/ game	Assists/ game	Turnovers/ game	Assist/Turnover ratio	Steals/ game	Blocks/ game
16	17.6	8.8	42.4	33.3	79.2	2.3	0.3	1.2	0.3	0.9	0.1

MATTHEWS' CAREER STATISTICS

SEASON	TEAM	GP-GS	MIN/AVG	Field Goals		3-Point		F-Throws		Rebounds				Scoring						
				FG-FGA	FG%	3FG-3FGA	3FG%	FT-FTA	FT%	OFF	DEF	TOT	AVG	PF-FO	A	TO	BLK	STL	PTS	AVG
2022-23	WSU	30-1	328/10.9	45-91	.495	0-12	.000	25-35	.714	26	49	75	2.5	61-1	15	20	6	21	115	3.8
2024-25	DePaul	32-31	1012/31.6	166-413	.402	52-143	.364	79-101	.782	27	75	102	3.2	70-0	48	88	20	31	463	14.5
2025-26	CU	16-3	282/17.6	53-125	.424	16-48	.333	19-24	.792	8	29	37	2.3	14-0	5	19	1	15	141	8.8
TOTAL FOR CU		16-3	282/17.6	53-125	.424	16-48	.333	19-24	.792	8	29	37	2.3	14-0	5	19	1	15	141	8.8
TOTAL		78-35	1622/20.8	264-629	.420	68-203	.335	123-160	.769	61	153	214	2.7	145-1	68	127	27	67	719	9.2

Single Game Highs

Statistic	Value	
Points	26	vs Seton Hall 02/01/25, vs Creighton 02/23/25
Rebounds	10	vs Marquette 12/29/24
Assists	6	vs Marquette 12/29/24
Steals	4	at St. John's (NY) 01/07/25
Blocks	3	at Providence 02/06/25
FG Made	10	at St. John's (NY) 01/07/25
FG Attempts	21	at Xavier 01/02/25
3FG Made	6	at Chicago St. 12/28/25
3FG Attempts	10	at Xavier 01/02/25
FT Made	7	at Georgetown 02/09/25, vs Texas 11/17/24
FT Attempts	8	at Georgetown 02/09/25, vs Texas 11/17/24



RUSNE AUGUSTINAITE

Guard/Forward • 6-0 • Junior
Šiauliai, Lithuania • Montverde Academy •
Georgia Tech

11

- Added 12 points in win at Miami (Jan. 4), has scored 12+ points in 5 of last 6 games, & knocked down 3+ 3-pointers in 5 of last 6 contests.
- Collected 16 points in win at Chicago St. (Dec. 28) 4th straight 16+ point performance & 4th straight game of 3+ 3-pointers.
- Put up 19 points in win against North Florida (Dec. 21).
- Added 18 points & collected 4 3-pointers at Charleston Southern (Dec. 17).
- Augustinaite (season-best 19 points) knocked down four 3-pointers against Pitt (Dec. 14).

2025-26 AUGUSTINAITE'S GAME-BY-GAME

Opponent	Date	GS	MIN	Total		3-Pointers		Free throws		Rebounds				PF	A	TO	BLK	STL	PTS	AVG
				FG-FGA	PCT	3FG-3FGA	PCT	FT-FTA	PCT	OFF	DEF	TOT	AVG							
USC Upstate	11/03/2025		22:55	6-8	.750	4-6	.667	3-3	1.000	0	2	2	2.0	0	1	1	0	2	19	19.0
at Mercer	11/06/2025		29:51	2-8	.250	1-7	.143	1-2	.500	0	4	4	3.0	1	0	3	0	0	6	12.5
at South Carolina	11/11/2025		24:31	1-12	.083	1-8	.125	0-0	.000	0	4	4	3.3	0	2	0	0	0	3	9.3
American	11/13/2025	*	22:34	5-8	.625	4-6	.667	2-2	1.000	0	1	1	2.8	2	3	2	0	1	16	11.0
Louisville	11/16/2025	*	36:42	6-8	.750	3-3	1.000	2-2	1.000	0	3	3	2.8	4	0	2	0	0	17	12.2
at Furman	11/23/2025	*	21:13	4-8	.500	2-6	.333	0-0	.000	0	1	1	2.5	3	1	2	1	1	10	11.8
vs Western Caro.	11/28/2025	*	17:20	2-5	.400	2-3	.667	3-4	.750	0	2	2	2.4	1	0	0	1	0	9	11.4
vs Michigan St.	11/30/2025	*	33:50	6-16	.375	5-11	.455	0-0	.000	0	1	1	2.3	1	2	1	0	0	17	12.1
at Alabama	12/04/2025	*	21:30	2-5	.400	2-4	.500	0-0	.000	0	1	1	2.1	2	0	2	0	1	6	11.4
App State	12/07/2025	*	12:30	1-7	.143	1-4	.250	2-2	1.000	0	2	2	2.1	0	0	2	0	0	5	10.8
Pittsburgh	12/14/2025	*	19:33	6-10	.600	4-6	.667	3-3	1.000	0	2	2	2.1	3	1	0	0	0	19	11.5
at Charleston So.	12/17/2025	*	31:01	7-13	.538	4-9	.444	0-0	.000	2	3	5	2.3	0	3	0	0	0	18	12.1
North Florida	12/21/2025	*	24:49	8-13	.615	3-6	.500	0-1	.000	1	2	3	2.4	1	0	2	0	0	19	12.6
at Chicago St.	12/28/2025	*	24:05	5-10	.500	4-9	.444	2-2	1.000	0	3	3	2.4	2	5	2	1	0	16	12.9
at Virginia	01/01/2026	*	21:06	1-9	.111	1-6	.167	0-0	.000	1	1	2	2.4	1	1	1	0	2	3	12.2
at Miami (FL)	01/04/2026	*	36:25	4-14	.286	4-11	.364	0-0	.000	2	3	5	2.6	2	1	2	0	0	12	12.2
Totals		13	399:56	66-154	.429	45-105	.429	18-21	.857	6	35	41	2.6	23	20	22	3	7	195	12.2

Player Averages


Games Played	Minutes/ game	Points/ game	FG Pct	3FG Pct	FT Pct	Rebounds/ game	Assists/ game	Turnovers/ game	Assist/Turnover ratio	Steals/ game	Blocks/ game
16	25.0	12.2	42.9	42.9	85.7	2.6	1.3	1.4	0.9	0.4	0.2

AUGUSTINAITE'S CAREER STATISTICS

				Field Goals		3-Point		F-Throws		Rebounds									Scoring	
SEASON	TEAM	GP-GS	MIN/AVG	FG-FGA	FG%	3FG-3FGA	3FG%	FT-FTA	FT%	OFF	DEF	TOT	AVG	PF-FO	A	TO	BLK	STL	PTS	AVG
2023-24	GaTech	33-17	902/27.3	128-343	.373	71-201	.353	30-40	.750	10	97	107	3.2	49-0	43	49	5	9	357	10.8
2024-25	GaTech	26-0	301/11.6	51-144	.354	31-102	.304	3-4	.750	1	26	27	1.0	21-0	7	14	2	1	136	5.2
2025-26	CU	16-13	400/25.0	66-154	.429	45-105	.429	18-21	.857	6	35	41	2.6	23-0	20	22	3	7	195	12.2
TOTAL FOR CU		16-13	400/25.0	66-154	.429	45-105	.429	18-21	.857	6	35	41	2.6	23-0	20	22	3	7	195	12.2
TOTAL		75-30	1603/21.4	245-641	.382	147-408	.360	51-65	.785	17	158	175	2.3	93-0	70	85	10	17	688	9.2

Single Game Highs

Statistic	Value
Points	30 vs Florida 11/29/23
Rebounds	7 vs New Mexico 11/24/23, at Florida St. 12/29/23
Assists	5 vs Georgia St. 12/10/23, at Chicago St. 12/28/25
Steals	2 vs Boston College 01/21/24, vs USC Upstate 11/03/25, at Virginia 01/01/26
Blocks	2 vs Mercer 12/05/23
FG Made	10 vs Florida 11/29/23
FG Attempts	20 vs Florida 11/29/23
3FG Made	7 vs Rice 12/18/24
3FG Attempts	12 vs Wake Forest 02/25/24
FT Made	4 vs Florida 11/29/23, vs Louisville 02/22/24
FT Attempts	5 vs Florida 11/29/23



MIA MOORE

Guard • 5-6 • Senior
Alpharetta, Georgia • St. Francis •
UAB • Mississippi State

12

- Registered a career-high 12 assists, her third game of the season with 10-plus assists at Miami (Jan. 4).
- Collected 4th double-double (13 pts, 10 ast) of the season in win at Chicago St. (Dec. 28).
- Added 18 points in win against UNF (Dec. 21).
- Logged a season-high 21 points in win against App St. (Dec. 7).
- Led with 18 points in win against Western Carolina (Nov. 28) at the Baha Mar.
- Moore (11 points, 5 assists) scored in double figures for the 4th time this season and dished out 4+ assists for the 3rd time this season against No. 22/21 Louisville (Nov. 16).



2025-26 MOORE'S GAME-BY-GAME

Opponent	Date	GS	MIN	Total		3-Pointers		Free throws		Rebounds				PF	A	TO	BLK	STL	PTS	AVG
				FG-FGA	PCT	3FG-3FGA	PCT	FT-FTA	PCT	OFF	DEF	TOT	AVG							
USC Upstate	11/03/2025	*	24:02	6-10	.600	1-4	.250	4-6	.667	1	3	4	4.0	1	3	0	0	2	17	17.0
at Mercer	11/06/2025	*	35:43	8-13	.615	1-2	.500	3-3	1.000	0	11	11	7.5	0	5	4	1	1	20	18.5
at South Carolina	11/11/2025	*	25:48	2-10	.200	1-3	.333	0-0	.000	0	4	4	6.3	1	0	1	0	0	5	14.0
American	11/13/2025	*	28:24	6-10	.600	3-4	.750	1-1	1.000	3	7	10	7.3	1	4	2	0	1	16	14.5
Louisville	11/16/2025	*	30:49	5-13	.385	0-4	.000	1-7	.143	0	8	8	7.4	5	5	3	0	1	11	13.8
at Furman	11/23/2025	*	35:53	5-13	.385	1-3	.333	2-4	.500	1	5	6	7.2	2	11	2	1	1	13	13.7
vs Western Caro.	11/28/2025	*	25:06	8-10	.800	1-2	.500	1-2	.500	1	4	5	6.9	3	6	2	0	5	18	14.3
vs Michigan St.	11/30/2025	*	30:53	1-7	.143	0-2	.000	3-4	.750	4	4	8	7.0	4	7	3	0	1	5	13.1
at Alabama	12/04/2025	*	24:12	0-7	.000	0-1	.000	0-0	.000	0	5	5	6.8	0	3	1	0	0	0	11.7
App State	12/07/2025	*	37:27	9-10	.900	1-1	1.000	2-4	.500	0	4	4	6.5	1	5	1	0	2	21	12.6
Pittsburgh	12/14/2025	*	30:13	4-9	.444	1-3	.333	2-5	.400	1	2	3	6.2	1	5	3	0	5	11	12.5
at Charleston So.	12/17/2025	*	28:07	1-5	.200	0-1	.000	0-0	.000	1	1	2	5.8	2	2	0	1	2	2	11.6
North Florida	12/21/2025	*	32:09	7-12	.583	0-1	.000	4-4	1.000	0	3	3	5.6	1	6	2	0	1	18	12.1
at Chicago St.	12/28/2025	*	25:05	5-7	.714	3-4	.750	0-2	.000	1	3	4	5.5	2	10	2	0	0	13	12.1
at Virginia	01/01/2026	*	27:26	4-9	.444	1-2	.500	1-2	.500	1	0	1	5.2	3	4	2	0	1	10	12.0
at Miami (FL)	01/04/2026	*	31:41	3-10	.300	0-4	.000	1-2	.500	1	3	4	5.1	1	12	4	0	2	7	11.7
Totals			16 472:57	74-155	.477	14-41	.341	25-46	.543	15	67	82	5.1	28	88	32	3	25	187	11.7

Player Averages

Games Played	Minutes/game	Points/game	FG Pct	3FG Pct	FT Pct	Rebounds/game	Assists/game	Turnovers/game	Assist/Turnover ratio	Steals/game	Blocks/game
16	29.6	11.7	47.7	34.1	54.3	5.1	5.5	2.0	2.8	1.6	0.2

MOORE'S CAREER STATISTICS

SEASON	TEAM	GP-GS	MIN/AVG	Field Goals		3-Point		F-Throws		Rebounds				Scoring						
				FG-FGA	FG%	3FG-3FGA	3FG%	FT-FTA	FT%	OFF	DEF	TOT	AVG	PF-FO	A	TO	BLK	STL	PTS	AVG
2022-23	MS	4-0	10/2.5	0-0	.000	0-0	.000	3-4	.750	0	2	2	0.5	1-0	0	3	0	0	3	0.8
2023-24	UAB	31-31	1028/33.2	163-351	.464	22-59	.373	125-157	.796	85	189	274	8.8	68-1	89	73	1	48	473	15.3
2024-25	CU	30-25	795/26.5	122-299	.408	42-101	.416	38-54	.704	39	126	165	5.5	72-3	55	53	4	45	324	10.8
2025-26	CU	16-16	473/29.6	74-155	.477	14-41	.341	25-46	.543	15	67	82	5.1	28-1	88	32	3	25	187	11.7
TOTAL FOR CU		46-41	1268/27.6	196-454	.432	56-142	.394	63-100	.630	54	193	247	5.4	100-4	143	85	7	70	511	11.1
TOTAL		81-72	2307/28.5	359-805	.446	78-201	.388	191-261	.732	139	384	523	6.5	169-5	232	161	8	118	987	12.2

Single Game Highs

Statistic	Value	
Points	27	vs Alabama A&M 11/06/23, vs Jacksonville St. 11/27/23
Rebounds	17	vs Memphis 01/03/24
Assists	12	at Miami (FL) 01/04/26
Steals	5	vs Syracuse 01/26/25, vs Western Caro. 11/28/25, vs Pittsburgh 12/14/25
Blocks	1	8 times
FG Made	11	vs Alabama A&M 11/06/23
FG Attempts	22	vs Jacksonville St. 11/27/23
3FG Made	4	vs Virginia Tech 03/02/25, vs Virginia 01/09/25, vs Stanford 03/05/25
3FG Attempts	10	vs Virginia 01/09/25
FT Made	12	vs South Carolina St. 12/12/23



RACHAEL ROSE

Guard • 5-7 • Senior
Scranton, Pennsylvania • Scranton Prep
Wofford • USC Upstate

14

- Matched a season-high 16 points and season-best 7 assists in road loss at Virginia (Jan. 1).
- Scored 14 point in win at Charleston Southern (Dec. 17).
- Added 12 points in win against Pitt (Dec. 14) & has shot 100% at the FT line in the last 3 straight games.
- Dished out a season-high 5 assists in win against App St. (Dec. 7).
- Added 13 points & matched a season-best 3 3PM in win against WCU (Nov. 28) at the Baha Mar.
- Knocked down a season-high 3 3PTM, 11 points, & 3 assists in win against American (Nov. 13).



2025-26 ROSE'S GAME-BY-GAME

Opponent	Date	GS	MIN	Total		3-Pointers		Free throws		Rebounds				PF	A	TO	BLK	STL	PTS	AVG
				FG-FGA	PCT	3FG-3FGA	PCT	FT-FTA	PCT	OFF	DEF	TOT	AVG							
USC Upstate	11/03/2025	*	22:06	1-2	.500	0-1	.000	0-0	.000	0	0	0	0.0	1	3	1	0	0	2	2.0
at Mercer	11/06/2025	*	32:54	7-10	.700	1-1	1.000	1-2	.500	1	3	4	2.0	3	3	0	0	1	16	9.0
at South Carolina	11/11/2025	*	29:15	3-7	.429	0-4	.000	0-0	.000	0	1	1	1.7	2	1	0	0	0	6	8.0
American	11/13/2025	*	24:47	4-8	.500	3-7	.429	0-0	.000	2	0	2	1.8	3	3	0	0	2	11	8.8
Louisville	11/16/2025	*	22:37	1-5	.200	0-2	.000	0-0	.000	0	0	0	1.4	2	1	1	0	0	2	7.4
at Furman	11/23/2025	*	35:42	4-9	.444	2-4	.500	1-2	.500	1	3	4	1.8	2	4	3	0	3	11	8.0
vs Western Caro.	11/28/2025	*	28:49	5-11	.455	3-6	.500	0-0	.000	1	3	4	2.1	1	2	1	0	1	13	8.7
vs Michigan St.	11/30/2025	*	20:44	2-3	.667	0-1	.000	2-3	.667	0	2	2	2.1	3	0	2	0	3	6	8.4
at Alabama	12/04/2025		13:29	1-4	.250	0-2	.000	3-3	1.000	0	1	1	2.0	2	0	1	0	0	5	8.0
App State	12/07/2025		27:12	0-3	.000	0-1	.000	8-8	1.000	0	3	3	2.1	2	5	2	0	2	8	8.0
Pittsburgh	12/14/2025		20:29	4-6	.667	1-3	.333	3-3	1.000	1	2	3	2.2	2	2	2	0	2	12	8.4
at Charleston So.	12/17/2025		25:45	6-10	.600	1-4	.250	1-1	1.000	1	1	2	2.2	1	4	0	0	2	14	8.8
North Florida	12/21/2025		28:36	2-5	.400	1-3	.333	2-3	.667	0	1	1	2.1	1	1	1	0	1	7	8.7
at Virginia	01/01/2026		27:41	5-7	.714	0-1	.000	6-8	.750	2	3	5	2.3	4	7	1	0	1	16	9.2
at Miami (FL)	01/04/2026		26:09	2-7	.286	1-3	.333	0-0	.000	3	1	4	2.4	2	1	0	1	0	5	8.9
Totals		8	386:16	47-97	.485	13-43	.302	27-33	.818	12	24	36	2.4	31	37	15	1	18	134	8.9

Player Averages

Games Played	Minutes/game	Points/game	FG Pct	3FG Pct	FT Pct	Rebounds/game	Assists/game	Turnovers/game	Assist/Turnover ratio	Steals/game	Blocks/game
15	25.8	8.9	48.5	30.2	81.8	2.4	2.5	1.0	2.5	1.2	0.1

ROSE'S CAREER STATISTICS

SEASON	TEAM	GP-GS	MIN/AVG	Field Goals		3-Point		F-Throws		Rebounds				Scoring						
				FG-FGA	FG%	3FG-3FGA	3FG%	FT-FTA	FT%	OFF	DEF	TOT	AVG	PF-FO	A	TO	BLK	STL	PTS	AVG
2021-22	USCU	29-29	997/34.4	130-238	.546	25-62	.403	95-116	.819	15	133	148	5.1	60-0	103	67	8	46	380	13.1
2022-23	WOF	32-32	1097/34.3	197-384	.513	45-109	.413	111-140	.793	45	137	182	5.7	53-0	133	66	2	64	550	17.2
2023-24	WOF	30-30	1076/35.9	237-470	.504	56-139	.403	140-161	.870	55	195	250	8.3	53-1	163	72	8	64	670	22.3
2024-25	WOF	6-6	172/28.7	27-69	.391	8-29	.276	13-16	.813	10	16	26	4.3	14-0	28	12	1	10	75	12.5
2025-26	CU	15-8	386/25.8	47-97	.485	13-43	.302	27-33	.818	12	24	36	2.4	31-0	37	15	1	18	134	8.9
TOTAL FOR CU		15-8	386/25.8	47-97	.485	13-43	.302	27-33	.818	12	24	36	2.4	31-0	37	15	1	18	134	8.9
TOTAL		112-105	3728/33.3	638-1258	.507	147-382	.385	386-466	.828	137	505	642	5.7	211-1	464	232	20	202	1809	16.2

Single Game Highs

Statistic	Value	
Points	38	vs UNC Greensboro 03/08/24
Rebounds	16	vs Furman 01/20/24
Assists	11	vs Furman 01/20/24
Steals	7	at South Carolina St. 11/16/21, vs UNC Greensboro 03/03/23
Blocks	2	vs Furman 01/20/24
FG Made	15	vs UNC Greensboro 03/08/24
FG Attempts	31	vs UNC Greensboro 03/08/24
3FG Made	6	at Georgia 12/30/23
3FG Attempts	9	at High Point 11/17/23, at Furman 02/15/24
FT Made	14	vs Mercer 01/25/24
FT Attempts	14	vs Mercer 01/25/24



MORGAN MILLER

Forward • 6-2 • Sophomore
Andover, Minnesota • Andover

20

- Added a career-high 5 points and knocked down 1 Clemson's 21 Record 3PM in road win at Chicago St. (Dec. 28).
- Appeared in nine games as a reserve in 2024-25, totalling 15 minutes, scoring six points, grabbing six rebounds last season and hitting 4-5 from the free throw line.
- Scored her first career field goal at Boston College on (Feb. 2).
- Grabbed three rebounds in Clemson's 90-52 win over UAB (Nov. 25).

2025-26 MILLER'S GAME-BY-GAME

Opponent	Date	GS	MIN	Total		3-Pointers		Free throws		Rebounds				PF	A	TO	BLK	STL	PTS	AVG
				FG-FGA	PCT	3FG-3FGA	PCT	FT-FTA	PCT	OFF	DEF	TOT	AVG							
USC Upstate	11/03/2025		05:53	1-1	1.000	0-0	.000	1-2	.500	1	0	1	1.0	0	0	0	0	0	3	3.0
American	11/13/2025		04:05	0-0	.000	0-0	.000	0-0	.000	2	0	2	1.5	0	0	0	0	0	0	1.5
vs Western Caro.	11/28/2025		05:12	0-1	.000	0-1	.000	1-4	.250	1	1	2	1.7	2	0	0	0	0	1	1.3
Pittsburgh	12/14/2025		02:00	0-1	.000	0-0	.000	0-0	.000	1	1	2	1.8	0	0	0	0	0	0	1.0
at Charleston So.	12/17/2025		01:20	1-1	1.000	1-1	1.000	0-0	.000	0	1	1	1.6	0	0	1	0	0	3	1.4
North Florida	12/21/2025		01:29	1-1	1.000	0-0	.000	0-0	.000	0	0	0	1.3	0	0	0	0	0	2	1.5
at Chicago St.	12/28/2025		05:58	2-2	1.000	1-1	1.000	0-0	.000	0	0	0	1.1	0	0	0	0	0	5	2.0
Totals		0	25:57	5-7	.714	2-3	.667	2-6	.333	5	3	8	1.1	2	0	1	0	0	14	2.0

Player Averages

Games Played	Minutes/game	Points/game	FG Pct	3FG Pct	FT Pct	Rebounds/game	Assists/game	Turnovers/game	Assist/Turnover ratio	Steals/game	Blocks/game
7	3.7	2.0	71.4	66.7	33.3	1.1	0.0	0.1	0.0	0.0	0.0

MILLER'S CAREER STATISTICS

				Field Goals		3-Point		F-Throws		Rebounds				Scoring						
SEASON	TEAM	GP-GS	MIN/AVG	FG-FGA	FG%	3FG-3FGA	3FG%	FT-FTA	FT%	OFF	DEF	TOT	AVG	PF-FO	A	TO	BLK	STL	PTS	AVG
2024-25	CU	9-0	15/1.7	1-4	.250	0-0	.000	4-5	.800	3	3	6	0.7	3-0	0	4	1	0	6	0.7
2025-26	CU	7-0	26/3.7	5-7	.714	2-3	.667	2-6	.333	5	3	8	1.1	2-0	0	1	0	0	14	2.0
TOTAL		16-0	41/2.6	6-11	.545	2-3	.667	6-11	.545	8	6	14	0.9	5-0	0	5	1	0	20	1.3

Single Game Highs

Statistic	Value
Points	5 at Chicago St. 12/28/25
Rebounds	3 vs UAB 11/25/24
Blocks	1 vs Stanford 03/05/25
FG Made	2 at Chicago St. 12/28/25
FG Attempts	2 vs UAB 11/25/24, at Chicago St. 12/28/25
3FG Made	1 at Charleston So. 12/17/25, at Chicago St. 12/28/25
3FG Attempts	1 at Charleston So. 12/17/25, vs Western Caro. 11/28/25, at Chicago St. 12/28/25
FT Made	2 vs UAB 11/25/24
FT Attempts	4 vs Western Caro. 11/28/25



HADLEY PERIMAN

Guard/Forward • 6-2 • Senior
Tuttle, Oklahoma • Tuttle •
Tulsa

21

- Matched a season-high 8 points and 2 3PM in win against App St. (Dec. 7).
- Has grabbed 8+ rebounds in four games this season.
- Matched a season-best 10 rebounds and added 8 points in win against American (Nov. 13).
- Logged a season-best 4 steals at No. 2/2 South Carolina (Nov. 11).
- Grabbed a season-high 10 boards in road win at Mercer (Nov. 6).
- Averaged 8.6 ppg, 8.9 rpg, 2.2 apg, 1.9 bpg in 33 minutes last season at Tulsa.

2025-26 PERIMAN'S GAME-BY-GAME

Opponent	Date	GS	MIN	Total		3-Pointers		Free throws		Rebounds				PF	A	TO	BLK	STL	PTS	AVG	
				FG-FGA	PCT	3FG-3FGA	PCT	FT-FTA	PCT	OFF	DEF	TOT	AVG								
USC Upstate	11/03/2025		21:12	1-5	.200	1-4	.250	0-0	.000	2	2	4	4.0	0	1	0	2	1	3	3.0	
at Mercer	11/06/2025		27:23	0-0	.000	0-0	.000	0-0	.000	4	6	10	7.0	5	3	2	1	0	0	1.5	
at South Carolina	11/11/2025		35:07	1-5	.200	1-5	.200	0-0	.000	1	1	2	5.3	2	3	1	1	4	3	2.0	
American	11/13/2025	*	19:03	2-2	1.000	2-2	1.000	2-2	1.000	1	9	10	6.5	0	1	0	1	0	8	3.5	
Louisville	11/16/2025	*	34:26	2-6	.333	0-3	.000	0-0	.000	1	7	8	6.8	2	1	1	2	0	4	3.6	
vs Western Caro.	11/28/2025		14:39	2-7	.286	0-2	.000	0-0	.000	2	5	7	6.8	2	1	1	0	1	4	3.7	
vs Michigan St.	11/30/2025		18:44	0-1	.000	0-1	.000	2-2	1.000	1	3	4	6.4	2	0	1	0	0	2	3.4	
at Alabama	12/04/2025		21:38	2-6	.333	0-3	.000	0-0	.000	3	5	8	6.6	1	3	0	1	0	4	3.5	
App State	12/07/2025	*	31:16	3-6	.500	2-5	.400	0-0	.000	0	4	4	6.3	2	3	0	2	3	8	4.0	
Pittsburgh	12/14/2025	*	23:47	1-4	.250	1-4	.250	0-0	.000	0	6	6	6.3	0	1	0	0	0	3	3.9	
at Charleston So.	12/17/2025	*	22:34	1-7	.143	0-3	.000	0-1	.000	3	4	7	6.4	0	1	1	2	0	2	3.7	
North Florida	12/21/2025	*	21:42	0-1	.000	0-0	.000	2-2	1.000	4	3	7	6.4	0	2	1	0	0	2	3.6	
at Chicago St.	12/28/2025	*	20:55	2-2	1.000	1-1	1.000	0-2	.000	1	6	7	6.5	0	0	2	2	0	5	3.7	
at Virginia	01/01/2026	*	27:45	0-2	.000	0-2	.000	0-0	.000	1	4	5	6.4	1	0	2	0	0	0	3.4	
at Miami (FL)	01/04/2026	*	20:28	1-5	.200	1-5	.200	0-0	.000	0	7	7	6.4	2	2	0	1	1	3	3.4	
Totals			9	360:39	18-59	.305	9-40	.225	6-9	.667	24	72	96	6.4	19	22	12	15	10	51	3.4

Player Averages

Games Played	Minutes/game	Points/game	FG Pct	3FG Pct	FT Pct	Rebounds/game	Assists/game	Turnovers/game	Assist/Turnover ratio	Steals/game	Blocks/game
15	24.0	3.4	30.5	22.5	66.7	6.4	1.5	0.8	1.8	0.7	1.0

PERIMAN'S CAREER STATISTICS

SEASON	TEAM	GP-GS	MIN/AVG	Field Goals		3-Point		F-Throws		Rebounds				Scoring						
				FG-FGA	FG%	3FG-3FGA	3FG%	FT-FTA	FT%	OFF	DEF	TOT	AVG	PF-FO	A	TO	BLK	STL	PTS	AVG
2022-23	Tulsa	30-7	568/18.9	23-63	.365	6-16	.375	20-42	.476	40	96	136	4.5	52-2	39	37	28	10	72	2.4
2023-24	Tulsa	35-34	884/25.2	29-100	.290	11-39	.282	35-65	.538	73	178	251	7.2	76-1	57	47	53	18	104	3.0
2024-25	Tulsa	29-28	957/33.0	90-235	.383	38-110	.345	32-60	.533	60	197	257	8.9	54-0	65	74	56	39	250	8.6
2025-26	CU	15-9	361/24.0	18-59	.305	9-40	.225	6-9	.667	24	72	96	6.4	19-1	22	12	15	10	51	3.4
TOTAL FOR CU		15-9	361/24.0	18-59	.305	9-40	.225	6-9	.667	24	72	96	6.4	19-1	22	12	15	10	51	3.4
TOTAL		109-78	2769/25.4	160-457	.350	64-205	.312	93-176	.528	197	543	740	6.8	201-4	183	170	152	77	477	4.4

Single Game Highs

Statistic	Value	
Points	20	vs Kansas City 12/15/24
Rebounds	17	vs Fla. Atlantic 01/15/25
Assists	9	at Memphis 03/01/25
Steals	5	at UAB 02/22/25
Blocks	6	at Rice 02/10/24
FG Made	8	vs Kansas City 12/15/24
FG Attempts	15	at Memphis 03/01/25
3FG Made	4	at Memphis 03/01/25
3FG Attempts	10	at Memphis 03/01/25
FT Made	5	vs North Texas 02/04/24
FT Attempts	8	vs North Texas 02/04/24



DEMEARA HINDS

Forward • 6-3 • Graduate
Douglasville, Georgia • Lithia Springs •
Wake Forest

25

- Added 13 points and shot 100% (5-5) at the free-throw line in win at Miami (Jan. 4).
- Collected 12 points and 7 rebound in road loss to Virginia (Jan. 1).
- Added 13 points, shooting 6-7 FG range in win against North Florida (Dec. 21).
- Matched a career-high 18 points and 9 rebounds in win at Charleston Southern (Dec. 17).
- Recorded season-best 2 blocks in win versus App St. (Dec. 7).
- Logged 5th career double-double (11 pts, season-high 10 rebs) in loss to No. 20/21 Michigan St. (Nov. 30).
- Recorded 10 points in win against American (Nov.13).

2025-26 HINDS' GAME-BY-GAME

Opponent	Date	GS	MIN	Total		3-Pointers		Free throws		Rebounds				PF	A	TO	BLK	STL	PTS	AVG	
				FG-FGA	PCT	3FG-3FGA	PCT	FT-FTA	PCT	OFF	DEF	TOT	AVG								
USC Upstate	11/03/2025	*	17:15	4-6	.667	0-0	.000	0-2	.000	3	2	5	5.0	1	0	4	0	2	8	8.0	
at Mercer	11/06/2025	*	17:14	2-6	.333	0-0	.000	1-1	1.000	6	2	8	6.5	3	1	2	0	0	5	6.5	
at South Carolina	11/11/2025	*	17:54	3-6	.500	0-0	.000	2-2	1.000	4	4	8	7.0	4	1	2	0	0	8	7.0	
American	11/13/2025	*	19:33	5-10	.500	0-0	.000	0-2	.000	2	3	5	6.5	3	1	2	0	1	10	7.8	
Louisville	11/16/2025	*	19:28	3-5	.600	0-0	.000	0-1	.000	4	1	5	6.2	3	0	5	0	1	6	7.4	
at Furman	11/23/2025	*	18:32	7-9	.778	0-0	.000	2-3	.667	2	2	4	5.8	4	1	3	0	1	16	8.8	
vs Western Caro.	11/28/2025	*	16:02	2-5	.400	0-0	.000	2-7	.286	3	2	5	5.7	3	1	2	0	0	6	8.4	
vs Michigan St.	11/30/2025	*	27:56	5-9	.556	0-0	.000	1-2	.500	3	7	10	6.3	5	0	2	1	2	11	8.8	
at Alabama	12/04/2025	*	21:14	1-5	.200	0-0	.000	0-0	.000	0	1	1	5.7	2	2	2	0	1	2	8.0	
App State	12/07/2025		10:48	1-2	.500	0-0	.000	0-0	.000	0	0	0	5.1	2	0	2	2	1	2	7.4	
Pittsburgh	12/14/2025		20:46	2-3	.667	0-0	.000	0-0	.000	6	3	9	5.5	2	1	1	1	1	4	7.1	
at Charleston So.	12/17/2025		24:59	7-10	.700	0-0	.000	4-10	.400	4	5	9	5.8	3	1	2	0	1	18	8.0	
North Florida	12/21/2025		22:19	6-7	.857	0-0	.000	1-5	.200	3	5	8	5.9	2	0	3	0	0	13	8.4	
at Chicago St.	12/28/2025		15:43	3-3	1.000	0-0	.000	1-4	.250	2	3	5	5.9	4	2	3	0	1	7	8.3	
at Virginia	01/01/2026		20:52	4-7	.571	0-0	.000	4-8	.500	4	3	7	5.9	4	0	2	0	1	12	8.5	
at Miami (FL)	01/04/2026		29:38	4-5	.800	0-0	.000	5-5	1.000	2	3	5	5.9	1	1	2	1	1	13	8.8	
Totals			9	320:13	59-98	.602	0-0	.000	23-52	.442	48	46	94	5.9	46	12	39	5	14	141	8.8

Player Averages


Games Played	Minutes/game	Points/game	FG Pct	3FG Pct	FT Pct	Rebounds/game	Assists/game	Turnovers/game	Assist/Turnover ratio	Steals/game	Blocks/game
16	20.0	8.8	60.2	0.0	44.2	5.9	0.8	2.4	0.3	0.9	0.3

HINDS' CAREER STATISTICS

SEASON	TEAM	GP-GS	MIN/AVG	FG-FGA	FG%	3FG-3FGA	3FG%	FT-FTA	FT%	OFF	DEF	TOT	AVG	PF-FO	A	TO	BLK	STL	PTS	AVG
2020-21	WF	16-0	80/5.0	5-13	.385	0-0	.000	1-6	.167	9	13	22	1.4	17-0	0	6	2	0	11	0.7
2021-22	WF	32-4	421/13.1	36-92	.391	0-1	.000	14-37	.378	73	75	148	4.6	76-2	15	40	16	24	86	2.7
2022-23	WF	34-31	734/21.6	86-173	.497	0-5	.000	23-59	.390	90	131	221	6.5	110-7	27	73	32	38	195	5.7
2024-25	WF	29-29	684/23.6	102-198	.515	0-2	.000	66-105	.629	60	102	162	5.6	95-5	35	76	17	39	270	9.3
2025-26	CU	16-9	320/20.0	59-98	.602	0-0	.000	23-52	.442	48	46	94	5.9	46-1	12	39	5	14	141	8.8
TOTAL FOR CU		16-9	320/20.0	59-98	.602	0-0	.000	23-52	.442	48	46	94	5.9	46-1	12	39	5	14	141	8.8
TOTAL		127-73	2239/17.6	288-574	.502	0-8	.000	127-259	.490	280	367	647	5.1	344-15	89	234	72	115	703	5.5

Single Game Highs

Statistic	Value	
Points	18	vs Alabama 11/23/22, at Florida St. 02/02/25, at Charleston So. 12/17/25
Rebounds	13	at Florida St. 02/02/25
Assists	5	at North Carolina 01/23/25
Steals	5	at North Carolina 01/23/25
Blocks	4	vs Clemson 02/05/23
FG Made	9	at Florida St. 02/02/25
FG Attempts	15	at Florida St. 02/02/25
3FG Attempts	2	vs Georgia Tech 01/08/23
FT Made	7	at NC State 02/27/25, at St. John's (NY) 12/08/24
FT Attempts	12	at NC State 02/27/25



MORGAN LEE

Center • 6-5 • Senior
Kent, Connecticut • Kent School •
Georgetown • Marist

31

- Matched a season-best 4 points on the road at Virginia (Jan. 1).
- Named to the 2024-25 Second-Team All-MAAC.
- Ranked 12th nationally with 2.4 blocks per game in 2024-25.
- Led Marist in scoring (12.6 ppg), rebounding (7.7 rpg), and blocks (2.4 bpg) last season.
- Scored in double-figures 20 times, including 11 outings with 15 or more points.
- Recorded six double-doubles and had nine double-figure rebounding games.

2025-26 LEE'S GAME-BY-GAME

Opponent	Date	GS	MIN	Total		3-Pointers		Free throws		Rebounds				PF	A	TO	BLK	STL	PTS	AVG
				FG-FGA	PCT	3FG-3FGA	PCT	FT-FTA	PCT	OFF	DEF	TOT	AVG							
USC Upstate	11/03/2025		09:16	1-2	.500	0-0	.000	0-0	.000	0	3	3	3.0	3	0	1	2	0	2	2.0
at Mercer	11/06/2025		01:33	0-0	.000	0-0	.000	0-0	.000	0	1	1	2.0	1	0	1	0	0	0	1.0
at South Carolina	11/11/2025		02:27	0-0	.000	0-0	.000	0-0	.000	0	0	0	1.3	2	0	0	0	0	0	0.7
American	11/13/2025		10:02	1-4	.250	0-2	.000	0-0	.000	0	2	2	1.5	1	0	0	0	0	2	1.0
at Furman	11/23/2025		21:28	2-6	.333	0-2	.000	0-0	.000	3	3	6	2.4	0	0	0	2	0	4	1.6
vs Western Caro.	11/28/2025		11:03	0-2	.000	0-0	.000	2-2	1.000	2	2	4	2.7	2	2	1	1	1	2	1.7
at Alabama	12/04/2025		04:56	0-2	.000	0-1	.000	0-0	.000	0	1	1	2.4	1	0	0	1	0	0	1.4
Pittsburgh	12/14/2025		03:39	0-1	.000	0-1	.000	0-0	.000	0	0	0	2.1	1	0	0	0	1	0	1.3
at Charleston So.	12/17/2025		01:20	0-0	.000	0-0	.000	0-0	.000	0	0	0	1.9	0	0	0	0	0	0	1.1
North Florida	12/21/2025		01:29	0-1	.000	0-1	.000	0-0	.000	0	0	0	1.7	0	0	0	0	0	0	1.0
at Chicago St.	12/28/2025		10:00	0-1	.000	0-0	.000	4-4	1.000	0	0	0	1.5	1	0	0	1	0	4	1.3
Totals		0	77:13	4-19	.211	0-7	.000	6-6	1.000	5	12	17	1.5	12	2	3	7	2	14	1.3

Player Averages


Games Played	Minutes/game	Points/game	FG Pct	3FG Pct	FT Pct	Rebounds/game	Assists/game	Turnovers/game	Assist/Turnover ratio	Steals/game	Blocks/game
11	7.0	1.3	21.1	0.0	100.0	1.5	0.2	0.3	0.7	0.2	0.6

LEE'S CAREER STATISTICS

SEASON	TEAM	GP-GS	MIN/AVG	FG-FGA	FG%	3FG-3FGA	3FG%	FT-FTA	FT%	OFF	DEF	TOT	AVG	PF-FO	A	TO	BLK	STL	PTS	AVG
2022-23	GTown	16-0	70/4.4	2-13	.154	0-3	.000	3-6	.500	6	6	12	0.8	4-0	2	5	3	0	7	0.4
2023-24	Marist	31-30	614/19.8	79-189	.418	19-53	.358	25-35	.714	33	100	133	4.3	44-0	24	57	38	9	202	6.5
2024-25	Marist	31-30	1003/32.3	143-337	.424	33-104	.317	71-93	.763	42	196	238	7.7	60-1	71	115	73	22	390	12.6
2025-26	CU	11-0	77/7.0	4-19	.211	0-7	.000	6-6	1.000	5	12	17	1.5	12-0	2	3	7	2	14	1.3
TOTAL FOR CU		11-0	77/7.0	4-19	.211	0-7	.000	6-6	1.000	5	12	17	1.5	12-0	2	3	7	2	14	1.3
TOTAL		89-60	1764/19.8	228-558	.409	52-167	.311	105-140	.750	86	314	400	4.5	120-1	99	180	121	33	613	6.9

Single Game Highs

Statistic	Value	
Points	26	vs Siena 02/13/25
Rebounds	14	vs Niagara 01/23/25
Assists	4	6 times
Steals	3	vs Manhattan 12/21/24
Blocks	7	at Canisius 02/20/25
FG Made	10	vs Siena 02/13/25
FG Attempts	18	vs Merrimack 02/15/25
3FG Made	4	at Rider 01/18/25
3FG Attempts	8	vs North Dakota 12/01/24
FT Made	9	at Holy Cross 12/17/24
FT Attempts	10	at Holy Cross 12/17/24



RAVEN THOMPSON

Forward • 5-10 • Senior
Atlanta, Georgia • Langston Hughes •
Chattanooga

32

- Led all scorers with a season-best 24 points and matched a season-high 4 3PM in road win at Miami (Jan. 4).
- Collected 14 points and knocked down a season-best 2 3PM against Virginia (Jan. 1).
- Shot 100% (3-3 FG, 1-1 3PT, & 4-4 FT) in win against App St. (Dec. 7).
- Added a season-best 12 points and season-high 5 FGM in loss to No. 22/21 Louisville (Nov. 16).

2025-26 THOMPSON'S GAME-BY-GAME

Opponent	Date	GS	MIN	Total		3-Pointers		Free throws		Rebounds				PF	A	TO	BLK	STL	PTS	AVG
				FG-FGA	PCT	3FG-3FGA	PCT	FT-FTA	PCT	OFF	DEF	TOT	AVG							
USC Upstate	11/03/2025	*	20:22	2-2	1.000	0-0	.000	0-0	.000	2	3	5	5.0	0	2	0	0	2	4	4.0
at Mercer	11/06/2025	*	17:39	0-0	.000	0-0	.000	1-2	.500	0	1	1	3.0	4	5	0	0	0	1	2.5
at South Carolina	11/11/2025	*	20:15	0-1	.000	0-0	.000	0-0	.000	0	3	3	3.0	2	2	1	0	0	0	1.7
American	11/13/2025		16:38	3-4	.750	0-1	.000	0-0	.000	1	3	4	3.3	2	1	1	0	0	6	2.8
Louisville	11/16/2025		29:45	5-8	.625	1-2	.500	1-2	.500	0	1	1	2.8	2	0	2	0	1	12	4.6
at Furman	11/23/2025	*	20:41	1-4	.250	0-1	.000	2-3	.667	2	4	6	3.3	0	0	2	0	1	4	4.5
vs Western Caro.	11/28/2025	*	20:23	1-3	.333	1-2	.500	0-0	.000	1	1	2	3.1	4	1	1	0	0	3	4.3
vs Michigan St.	11/30/2025	*	27:59	0-1	.000	0-0	.000	4-4	1.000	0	2	2	3.0	1	3	2	0	0	4	4.3
at Alabama	12/04/2025	*	22:15	3-3	1.000	1-1	1.000	0-0	.000	0	4	4	3.1	2	1	2	0	0	7	4.6
App State	12/07/2025	*	30:41	3-3	1.000	1-1	1.000	4-4	1.000	0	3	3	3.1	2	0	1	0	0	11	5.2
Pittsburgh	12/14/2025	*	21:34	2-6	.333	0-1	.000	1-1	1.000	1	3	4	3.2	1	4	1	0	0	5	5.2
at Charleston So.	12/17/2025	*	28:26	2-6	.333	0-1	.000	0-0	.000	0	2	2	3.1	3	2	2	0	1	4	5.1
North Florida	12/21/2025	*	24:01	3-8	.375	0-3	.000	2-2	1.000	6	5	11	3.7	2	1	0	0	0	8	5.3
at Chicago St.	12/28/2025	*	17:33	1-2	.500	0-0	.000	0-0	.000	3	1	4	3.7	2	1	0	0	1	2	5.1
at Virginia	01/01/2026	*	26:01	6-9	.667	2-3	.667	0-0	.000	2	0	2	3.6	4	1	0	1	0	14	5.7
at Miami (FL)	01/04/2026	*	28:30	10-12	.833	4-6	.667	0-0	.000	3	2	5	3.7	3	2	0	0	0	24	6.8
Totals		14	372:42	42-72	.583	10-22	.455	15-18	.833	21	38	59	3.7	34	26	15	1	6	109	6.8

Player Averages

Games Played	Minutes/game	Points/game	FG Pct	3FG Pct	FT Pct	Rebounds/game	Assists/game	Turnovers/game	Assist/Turnover ratio	Steals/game	Blocks/game
16	23.3	6.8	58.3	45.5	83.3	3.7	1.6	0.9	1.7	0.4	0.1

THOMPSON'S CAREER STATISTICS

				Field Goals		3-Point		F-Throws		Rebounds									Scoring	
SEASON	TEAM	GP-GS	MIN/AVG	FG-FGA	FG%	3FG-3FGA	3FG%	FT-FTA	FT%	OFF	DEF	TOT	AVG	PF-FO	A	TO	BLK	STL	PTS	AVG
2022-23	UTC	33-33	978/29.6	164-317	.517	16-49	.327	149-183	.814	68	155	223	6.8	77-1	53	77	5	36	493	14.9
2023-24	UTC	32-30	947/29.6	152-338	.450	17-44	.386	134-168	.798	64	159	223	7.0	71-2	53	68	10	32	455	14.2
2024-25	CU	31-8	595/19.2	69-157	.439	16-52	.308	31-43	.721	28	77	105	3.4	47-0	36	25	3	13	185	6.0
2025-26	CU	16-14	373/23.3	42-72	.583	10-22	.455	15-18	.833	21	38	59	3.7	34-0	26	15	1	6	109	6.8
TOTAL FOR CU		47-22	968/20.6	111-229	.485	26-74	.351	46-61	.754	49	115	164	3.5	81-0	62	40	4	19	294	6.3
TOTAL		112-85	2893/25.8	427-884	.483	59-167	.353	329-412	.799	181	429	610	5.4	229-3	168	185	19	87	1242	11.1

Single Game Highs

Statistic	Value	
Points	27	vs Richmond 12/21/23
Rebounds	16	vs King (TN) 11/26/22
Assists	5	vs ETSU 02/04/23, vs ETSU 03/03/23, at Mercer 11/06/25
Steals	4	vs Tennessee St. 11/16/22, vs Furman 03/02/23, vs Western Caro. 03/07/24
Blocks	2	vs Eastern Ky. 12/17/23, vs Virginia 01/09/25
FG Made	11	vs Richmond 12/21/23
FG Attempts	19	at Mercer 02/10/24, vs Richmond 12/21/23
3FG Made	4	at Miami (FL) 01/04/26
3FG Attempts	6	4 times
FT Made	9	at Georgia St. 11/30/22, at ETSU 01/05/23
FT Attempts	12	at Georgia St. 11/30/22, at Western Caro. 01/27/24

TV/RADIO BROADCAST SPOT CHART



#0 HOLLAND HARRIS
G/F • 6-1 • Fr.
Orlando, Fla.



#1 AMAIA JACKSON
G • 5-8 • Fr.
Rochester, N.Y.




#2 JA'KERRA BUTLER
G/F • 6-1 • Fr.
Lawrenceville, Ga.



#5 HANNAH KOHN
G • 5-9 • Jr.
Oviedo, Fla.



#10 TAYLOR JOHNSON-MATTHEWS
G • 5-9 • Sr.
Cleveland, Ohio



#11 RUSNE AUGUSTINAITE
G/F • 6-0 • Jr.
Šiauliai, Lithuania




#12 MIA MOORE
G • 5-6 • Sr.
Alpharetta, Ga.



#14 RACHAEL ROSE
G • 5-7 • Sr.
Scranton, Pa.




#20 MORGAN MILLER
F • 6-2 • So.
Andover, Minn.



#21 HADLEY PERIMAN
G/F • 6-2 • Sr.
Tuttle, Okla.



#25 DEMEARA HINDS
F • 6-3 • Gr.
Douglasville, Ga.



#31 MORGAN LEE
C • 6-5 • Sr.
Kent, Conn.



#32 RAVEN THOMPSON
F • 5-10 • Sr.
Atlanta, Ga.



SHAWN POPPIE
Head Coach
Limestone, '07 • 2nd season

CLEMSON SEASON STATS

Record	Overall	Home	Away	Neutral	Team	1st	2nd	3rd	4th	OT	TOT
ALL GAMES	11-5	5-1	5-3	1-1	Clemson	278	274	294	279	0	1125
CONFERENCE	2-2	1-1	1-1	0-0	Opponents	217	217	216	239	0	889
NON-CONFERENCE	9-3	4-0	4-2	1-1							

Team Box Score

No.	Player				Total		3-Point		F-Throw		Rebounds											
		GP-GS	MIN	AVG	FG-FGA	FG%	3FG-3FGA	3FG%	FT-FTA	FT%	OFF	DEF	TOT	AVG	PF	DQ	A	TO	BLK	STL	PTS	AVG
11	AUGUSTINAITE, Rusne	16-13	399:56	25.0	66-154	.429	45-105	.429	18-21	.857	6	35	41	2.6	23	0	20	22	3	7	195	12.2
12	MOORE, Mia	16-16	472:57	29.6	74-155	.477	14-41	.341	25-46	.543	15	67	82	5.1	28	1	88	32	3	25	187	11.7
14	ROSE, Rachael	15-8	386:16	25.8	47-97	.485	13-43	.302	27-33	.818	12	24	36	2.4	31	0	37	15	1	18	134	8.9
25	HINDS, Demeara	16-9	320:13	20.0	59-98	.602	0-0	.000	23-52	.442	48	46	94	5.9	46	1	12	39	5	14	141	8.8
10	JOHNSON-MATTHEWS, Taylor	16-3	282:09	17.6	53-125	.424	16-48	.333	19-24	.792	8	29	37	2.3	14	0	5	19	1	15	141	8.8
32	THOMPSON, Raven	16-14	372:42	23.3	42-72	.583	10-22	.455	15-18	.833	21	38	59	3.7	34	0	26	15	1	6	109	6.8
5	KOHN, Hannah	16-8	342:49	21.4	30-91	.330	28-84	.333	8-11	.727	4	21	25	1.6	20	0	13	15	3	12	96	6.0
21	PERIMAN, Hadley	15-9	360:39	24.0	18-59	.305	9-40	.225	6-9	.667	24	72	96	6.4	19	1	22	12	15	10	51	3.4
0	HARRIS, Holland	12-0	100:53	8.4	10-25	.400	4-9	.444	4-9	.444	13	17	30	2.5	10	0	3	9	5	2	28	2.3
20	MILLER, Morgan	7-0	25:57	3.7	5-7	.714	2-3	.667	2-6	.333	5	3	8	1.1	2	0	0	1	0	0	14	2.0
1	JACKSON, Amaia	8-0	58:15	7.3	4-16	.250	2-9	.222	5-8	.625	1	4	5	0.6	4	0	6	0	0	0	15	1.9
31	LEE, Morgan	11-0	77:13	7.0	4-19	.211	0-7	.000	6-6	1.000	5	12	17	1.5	12	0	2	3	7	2	14	1.3
Team											29	36	65					16				
Total		16	3200		412-918	.449	143-411	.348	158-243	.650	191	404	595	37.2	243	3	234	198	44	111	1125	70.3
Opponents		16	3200		331-818	.405	84-241	.349	143-204	.701	105	344	449	28.1	242	2	156	229	46	73	889	55.6

Team Statistics

	CU	OPP
Scoring	1125	889
Points per game	70.3	55.6
Scoring margin	+14.8	-
Field goals-att	412-918	331-818
Field goal pct	.449	.405
3 point fg-att	143-411	84-241
3-point FG pct	.348	.349
3-pt FG made per game	8.9	5.3
Free throws-att	158-243	143-204
Free throw pct	.650	.701
F-Throws made per game	9.9	8.9
Rebounds	595	449
Rebounds per game	37.2	28.1
Rebounding margin	+9.1	-
Assists	234	156
Assists per game	14.6	9.8
Turnovers	198	229
Turnovers per game	12.4	14.3
Turnover margin	+1.9	-
Assist/turnover ratio	1.2	0.7
Steals	111	73
Steals per game	6.9	4.6
Blocks	44	46
Blocks per game	2.8	2.9
Winning streak	1	-
Home win streak	3	-
Attendance	10492	26128
Home games-Avg/Game	6-1749	8-3266
Neutral site-Avg/Game	-	2-252

Team Results

Date	Opponent		Score	Att.
11/03/2025	USC Upstate	W	76-38	5839
11/06/2025	at Mercer	W	72-51	564
11/11/2025	at South Carolina	L	37-65	16623
11/13/2025	American	W	78-38	723
11/16/2025	Louisville	L	54-65	1004
11/23/2025	at Furman	W	76-58	879
11/28/2025	vs Western Caro.	W	77-44	247
11/30/2025	vs Michigan St.	L	64-72	257
12/04/2025	at Alabama	L	48-72	2525
12/07/2025	App State	W	78-59	862
12/14/2025	Pittsburgh	W	73-41	1060
12/17/2025	at Charleston So.	W	78-52	390
12/21/2025	North Florida	W	84-62	1004
12/28/2025	at Chicago St.	W	97-44	201
01/01/2026	at Virginia	L	63-73	4032
01/04/2026	at Miami (FL)	W	70-55	914

CLEMSON SEASON/CAREER STATS

Player	Season Statistics										Career Statistics									
	GP-GS	MIN/G	FG%	3FG%	FT%	R/G	A/G	STL	BLK	PTS/G	GP-GS	MIN/G	FG%	3FG%	FT%	R/G	A/G	STL	BLK	PTS/G
AUGUSTINAITE, Rusne	16-13	25.0	.429	.429	.857	2.6	1.3	7	3	12.2	75-30	21.4	.382	.360	.785	2.3	0.9	17	10	9.2
HARRIS, Holland	12-0	8.4	.400	.444	.444	2.5	0.3	2	5	2.3	12-0	8.4	.400	.444	.444	2.5	0.3	2	5	2.3
HINDS, Demeara	16-9	20.0	.602	.000	.442	5.9	0.8	14	5	8.8	127-73	17.6	.502	.000	.490	5.1	0.7	115	72	5.5
JACKSON, Amaia	8-0	7.3	.250	.222	.625	0.6	0.8	0	0	1.9	8-0	7.3	.250	.222	.625	0.6	0.8	0	0	1.9
JOHNSON-MATTHEWS, Taylor	16-3	17.6	.424	.333	.792	2.3	0.3	15	1	8.8	78-35	20.8	.420	.335	.769	2.7	0.9	67	27	9.2
KOHN, Hannah	16-8	21.4	.330	.333	.727	1.6	0.8	12	3	6.0	80-20	22.6	.388	.385	.855	1.7	0.6	32	8	7.9
LEE, Morgan	11-0	7.0	.211	.000	1.000	1.5	0.2	2	7	1.3	89-60	19.8	.409	.311	.750	4.5	1.1	33	121	6.9
MILLER, Morgan	7-0	3.7	.714	.667	.333	1.1	0.0	0	0	2.0	16-0	2.6	.545	.667	.545	0.9	0.0	0	1	1.3
MOORE, Mia	16-16	29.6	.477	.341	.543	5.1	5.5	25	3	11.7	81-72	28.5	.446	.388	.732	6.5	2.9	118	8	12.2
PERIMAN, Hadley	15-9	24.0	.305	.225	.667	6.4	1.5	10	15	3.4	109-78	25.4	.350	.312	.528	6.8	1.7	77	152	4.4
ROSE, Rachael	15-8	25.8	.485	.302	.818	2.4	2.5	18	1	8.9	112-105	33.3	.507	.385	.828	5.7	4.1	202	20	16.2
THOMPSON, Raven	16-14	23.3	.583	.455	.833	3.7	1.6	6	1	6.8	112-85	25.8	.483	.353	.799	5.4	1.5	87	19	11.1

Scoring

Player	Season Statistics										Career Statistics									
	FG-FGA	FG%	3FG-3FGA	3FG%	FT-FTA	FT%	PTS	PTS/G			FG-FGA	FG%	3FG-3FGA	3FG%	FT-FTA	FT%	PTS	PTS/G		
AUGUSTINAITE, Rusne	66-154	.429	45-105	.429	18-21	.857	195	12.2			245-641	.382	147-408	.360	51-65	.785	688	9.2		
HARRIS, Holland	10-25	.400	4-9	.444	4-9	.444	28	2.3			10-25	.400	4-9	.444	4-9	.444	28	2.3		
HINDS, Demeara	59-98	.602	0-0	.000	23-52	.442	141	8.8			288-574	.502	0-8	.000	127-259	.490	703	5.5		
JACKSON, Amaia	4-16	.250	2-9	.222	5-8	.625	15	1.9			4-16	.250	2-9	.222	5-8	.625	15	1.9		
JOHNSON-MATTHEWS, Taylor	53-125	.424	16-48	.333	19-24	.792	141	8.8			264-629	.420	68-203	.335	123-160	.769	719	9.2		
KOHN, Hannah	30-91	.330	28-84	.333	8-11	.727	96	6.0			202-520	.388	175-455	.385	53-62	.855	632	7.9		
LEE, Morgan	4-19	.211	0-7	.000	6-6	1.000	14	1.3			228-558	.409	52-167	.311	105-140	.750	613	6.9		
MILLER, Morgan	5-7	.714	2-3	.667	2-6	.333	14	2.0			6-11	.545	2-3	.667	6-11	.545	20	1.3		
MOORE, Mia	74-155	.477	14-41	.341	25-46	.543	187	11.7			359-805	.446	78-201	.388	191-261	.732	987	12.2		
PERIMAN, Hadley	18-59	.305	9-40	.225	6-9	.667	51	3.4			160-457	.350	64-205	.312	93-176	.528	477	4.4		
ROSE, Rachael	47-97	.485	13-43	.302	27-33	.818	134	8.9			638-1258	.507	147-382	.385	386-466	.828	1809	16.2		
THOMPSON, Raven	42-72	.583	10-22	.455	15-18	.833	109	6.8			427-884	.483	59-167	.353	329-412	.799	1242	11.1		

Totals

Player	Season Statistics									Career Statistics								
	O-REB	D-REB	TOTAL	PF	FO	A	TO	A/TO		O-REB	D-REB	TOTAL	PF	FO	A	TO	A/TO	
AUGUSTINAITE, Rusne	6	35	41	23	0	20	22	0.9		17	158	175	93	0	70	85	0.8	
HARRIS, Holland	13	17	30	10	0	3	9	0.3		13	17	30	10	0	3	9	0.3	
HINDS, Demeara	48	46	94	46	1	12	39	0.3		280	367	647	344	15	89	234	0.4	
JACKSON, Amaia	1	4	5	4	0	6	0	0.0		1	4	5	4	0	6	0	0.0	
JOHNSON-MATTHEWS, Taylor	8	29	37	14	0	5	19	0.3		61	153	214	145	1	68	127	0.5	
KOHN, Hannah	4	21	25	20	0	13	15	0.9		17	115	132	112	0	50	70	0.7	
LEE, Morgan	5	12	17	12	0	2	3	0.7		86	314	400	120	1	99	180	0.6	
MILLER, Morgan	5	3	8	2	0	0	1	0.0		8	6	14	5	0	0	5	0.0	
MOORE, Mia	15	67	82	28	1	88	32	2.8		139	384	523	169	5	232	161	1.4	
PERIMAN, Hadley	24	72	96	19	1	22	12	1.8		197	543	740	201	4	183	170	1.1	
ROSE, Rachael	12	24	36	31	0	37	15	2.5		137	505	642	211	1	464	232	2.0	
THOMPSON, Raven	21	38	59	34	0	26	15	1.7		181	429	610	229	3	168	185	0.9	

CLEMSON TEAM GAME-BY-GAME

				Total		3-Pointers		Free throws		Rebounds											
Opponent	Date	Score		FG-FGA	PCT	3FG-3FGA	PCT	FT-FTA	PCT	OFF	DEF	TOT	AVG	PF	A	TO	BLK	STL	PTS	AVG	
USC Upstate	11/03/2025	76-38	W	29-57	.509	8-24	.333	10-15	.667	11	25	36	36.0	9	12	9	5	12	76	76.0	
at Mercer	11/06/2025	72-51	W	27-50	.540	10-21	.476	8-12	.667	11	33	44	40.0	18	17	15	2	3	72	74.0	
at South Carolina	11/11/2025	37-65	L	14-61	.230	5-33	.152	4-4	1.000	10	21	31	37.0	14	9	10	1	5	37	61.7	
American	11/13/2025	78-38	W	29-61	.475	14-32	.438	6-9	.667	15	31	46	39.3	14	16	9	1	6	78	65.8	
Louisville	11/16/2025	54-65	L	23-48	.479	4-15	.267	4-14	.286	5	21	26	36.6	20	7	18	2	6	54	63.4	
at Furman	11/23/2025	76-58	W	29-62	.468	8-23	.348	10-19	.526	14	25	39	37.0	17	19	14	4	12	76	65.5	
vs Western Caro.	11/28/2025	77-44	W	25-65	.385	10-28	.357	17-29	.586	14	28	42	37.7	22	15	9	4	11	77	67.1	
vs Michigan St.	11/30/2025	64-72	L	22-56	.393	8-27	.296	12-15	.800	11	20	31	36.9	18	14	15	1	6	64	66.8	
at Alabama	12/04/2025	48-72	L	17-54	.315	6-23	.261	8-10	.800	8	25	33	36.4	16	10	13	6	3	48	64.7	
App State	12/07/2025	78-59	W	25-46	.543	7-17	.412	21-23	.913	2	25	27	35.5	12	13	11	4	10	78	66.0	
Pittsburgh	12/14/2025	73-41	W	26-60	.433	10-31	.323	11-17	.647	15	32	47	36.5	13	14	16	1	11	73	66.6	
at Charleston So.	12/17/2025	78-52	W	30-60	.500	11-27	.407	7-15	.467	14	25	39	36.8	9	17	8	3	7	78	67.6	
North Florida	12/21/2025	84-62	W	33-61	.541	5-20	.250	13-19	.684	19	30	49	37.7	12	11	14	1	3	84	68.8	
at Chicago St.	12/28/2025	97-44	W	33-55	.600	21-35	.600	10-17	.588	13	27	40	37.9	18	27	16	5	4	97	70.9	
at Virginia	01/01/2026	63-73	L	24-63	.381	4-21	.190	11-18	.611	17	16	33	37.5	19	14	9	1	7	63	70.3	
at Miami (FL)	01/04/2026	70-55	W	26-59	.441	12-34	.353	6-7	.857	12	20	32	37.2	12	19	12	3	5	70	70.3	
Total		1125		412-918	.449	143-411	.348	158-243	.650	191	404	595	37.2	243	234	198	44	111	1125	70.3	
Opponents		889		331-818	.405	84-241	.349	143-204	.701	105	344	449	28.1	242	156	229	46	73	889	55.6	

Clemson Averages

Games Played	Points/game	FG Pct	3FG Pct	FT Pct	Rebounds/game	Assists/game	Turnovers/game	Assist/Turnover ratio	Steals/game	Blocks/game
16	70.3	44.9	34.8	65.0	37.2	14.6	12.4	1.2	6.9	2.8