CRIMSON TIDE BASKETBALL

25 NCAA Appearances » 17 Combined SEC Titles » 2nd in SEC History in Total League Wins » 2nd in SEC History in Winning Percentage

GAME 8

#12/12 ALABAMA VS RV/RV CLEMSON

DECEMBER 3, 2025 / 6:15 P.M. CT / TUSCALOOSA, ALA.

COLEMAN COLISEUM (13,474)

TV: ESPNU

(Play-By-Play: Matt Schumacker, Analyst: Richard Hendrix)

RADIO: CRIMSON TIDE SPORTS NETWORK | SIRIUS/XM 134/201

(Play-By-Play: Roger Hoover, Analyst: Bryan Passink)

CRIMSON TIDE

2025-26 Record 5-2
2025-26 SEC Record 0-0
Leading Scorer ... Labaron Philon Jr. (20.6)
Leading Rebounder .. Keiten Bristow (7.3)
Leader in Assists .... Labaron Philon (5.7)
Head Coach ..... Nate Oats
Record at Alabama (Years) .. 150-65 (7th)
Career Record (Years) 246-108 (11th)

TIGERS

2025-26 Record 7-1
2025-26 ACC Record 0-0
Leading Scorer ..... Carter Welling (11.6)
Leading Rebounder ..... RJ Godfrey (6.8)
Leading Assists ..... Zac Foster (2.9)
Head Coach ..... Brad Brownell
Record at Clemson (Years) 299-197 (16th)
Career Record (Years) 466-282 (24th)

NUGGETS YOU NEED TO KNOW

- Head Coach Nate Oats' 145 wins in his first six seasons at Alabama stands as the most wins in a six-year span in program history
- Alabama last faced Clemson in the Elite Eight in 2024, defeating the Tigers 89-82 to advance to the program's first-ever Final Four
- Alabama has scored 100 points or more in 101 games in program history, with Coach Oats' teams accounting for 33 percent of that number (33 games)
- The Crimson Tide are 1-1 in the ACC/SEC Challenge under Oats and will host Clemson for the second time at Coleman Coliseum in the Challenge
- Aiden Sherrell's five blocks against Maryland was the first UA player to reach that feat since Grant Nelson in 2024 vs. North Carolina in the Sweet 16
- Labaron Philon Jr. is the only player in the SEC to rank in the top-three in both scoring (No. 3, 20.6 ppg) and assists (No. 2, 5.7 apg)
- With the Crimson Tide being ranked No. 11 in the AP Top 25 Poll, Alabama has now been ranked in 35 consecutive AP Top 25 Polls (began on 1/29/24)
- Oats has won a program-record 33 AP Top-25 games during his tenure at UA, surpassing Wimp Sanderson (25 games)
- During Alabama's seven seasons under Oats, the Tide is 11-12 against AP Top 25 opponents during non-conference play, including two wins over the No. 1 team in the country and six victories over top-10 oppnents
- Since Oats took over at The Capstone, Alabama has won 75 Southeastern Conference games and 150 games overall, which is the most in the SEC during that span
- Over the past six seasons the Crimson Tide has won 134 games, which ranks No. 8 in the country and No. 1 in the SEC
- Going into his sophomore season, Philon was named a First Team All-SEC Preseason honoree and was named to the Bob Cousy Point Guard of the Year Top 20 Preseason Watch List

2025-26 SCHEDULE

Opponent	TV	Time (CT)
NOVEMBER		
3 North Dakota	**SEC Network+**	**W, 91-62**
8 at 5/6 St. John's	FS1	W, 103-96
13 2/1 Purdue	**ESPN2**	**L, 80-87**
19 vs. 8/8 Illinois	FS1	W, 90-86
24 vs. 12/10 Gonzaga[1]	TNT	L, 85-95
25 vs. UNLV[1]	TruTV	W, 115-76
26 vs. Maryland[1]	TNT	W, 105-72
DECEMBER		
3 RV/RV Clemson[2]	**ESPNU**	**6 p.m.**
7 UTSA	**SEC Network**	**1 p.m.**
13 vs. Arizona[3]	ESPN	8:30 p.m.
17 South Florida	**SEC Network+**	**7 p.m.**
21 vs. Kennesaw State[4]	SEC Network+	1 p.m.
29 Yale	**SEC Network+**	**7 p.m.**
JANUARY		
3 Kentucky*	**ESPN**	**12 p.m.**
7 at Vanderbilt*	ESPN2/U	8 p.m.
10 Texas*	**ESPN/2**	**7 p.m.**
13 at Mississippi State*	SEC Network	8 p.m.
17 at Oklahoma*	SEC Network	12 p.m.
24 Tennessee*	**ESPN/2**	**7:30 p.m.**
27 Missouri*	**SEC Network**	**8 p.m.**
FEBRUARY		
1 at Florida*	ABC	12 p.m.
4 Texas A&M*	**SEC Network**	**6 p.m.**
7 at Auburn*	ESPN/2	TBD
11 at Ole Miss*	SEC Network	6 p.m.
14 South Carolina*	**SEC Network**	**7:30 p.m.**
18 Arkansas*	**ESPN/2/U**	**6 p.m.**
21 at LSU*	SEC Network	5 p.m.
25 Mississippi State*	**ESPN2/U**	**8 p.m.**
28 at Tennessee*	ESPN/2	TBD
MARCH		
3 at Georgia*	ESPN News	5:30 p.m.
7 Auburn*	**ESPN/2**	**7:30 p.m.**
11-15 at SEC Tournament[5]	ESPN	TBD

1 Players Era Festival (Las Vegas, Nev.)
2 ACC/SEC Challenge
3 C.M. Newton Classic (Legacy Arena)
4 Rocket City Classic (Huntsville, Ala.)
5 SEC Tournament (Nashville, Tenn.)
* Southeastern Conference game

BOLD indicates home game

ALABAMA CRIMSON TIDE BROADCAST NOTES

BAMA'S BACKCOURT: Alabama's returning backcourt of Aden Holloway (732 points), Houston Mallette (1,356 points), Labaron Philon Jr. (474 points) and Latrell Wrightsell Jr. (1,194 points) have combined to score 3,756 points throghout their collegiate careers

BATTLE TESTED: Twelve of Alabama's 31 games during the season are against teams that are ranked in the AP Top 25 Preseason Poll, including five games during non-conference play

PRESEASON POLL: Alabama was picked to finish fourth in the SEC Preseason Poll, voted by a select panel of both SEC and national media members

1,000 FOR NOAH WILLIAMS: Alabama transfer, Noah Williamson, is now 12 points away from 1,000 career points. The Bucknell transfer scored 983 points during his three seasons with the Bison

0 LABARON PHILON JR.

SO. / G / 6-4 / 185 / MOBILE, ALA. (LINK ACADEMY)

	PPG	RPG	APG	SPG	FG%	3FG%
25-26	20.6	2.9	5.7	1.3	56.4	38.2
CAREER	12.2	3.2	4.1	1.3	48.0	32.9

LAST GAME: 20 points, 4 rebounds and 6 assists
NOTES: Named First Team All-SEC Preseason... Selected to the Bob Cousy Point Guard of the Year Top 20 Watch List... A 2025 SEC All-Freshman honoree... Ranks fourth on the team in scoring last season... Led Alabama in assists in 12 contests last season.. Ranked as the No. 5 point guard in the 2024 class.

2025-26 HIGHS
Pts: 29, 11/24/25 vs. Gonzaga
Rebs: 4, 3x, last 11/26/25 vs. Maryland
Asts: 8, 11/3/25 vs. North Dakota
Steals: 3, 11/13/25 vs. Purdue



1 JALIL BETHEA

SO. / G / 6-5 / 190 / PHILADELPHIA, PA. (MIAMI)

	PPG	RPG	APG	SPG	FG%	3FG%
25-26	0.0	0.0	0.0	0.0	0.0	0.0
CAREER	7.1	2.1	1.2	0.6	36.8	32.6

LAST GAME: DNP
NOTES: Averaged 7.1 points, 2.1 rebounds and 1.2 assists in 31 games during his freshman season at Miami... Scored double-figures in nine games including a season-high 21 points on Feb. 11 vs. Syracuse... A 2024 McDonald's All-American selection and won the McDonald's Slam Dunk Contest.

2025-26 HIGHS
Pts: N/A
Rebs: N/A
Asts: N/A
Steals: N/A



2 ADEN HOLLOWAY

JR. / G / 6-1 / 180 / CHARLOTTE, N.C. (AUBURN)

	PPG	RPG	APG	SPG	FG%	3FG%
25-26	18.2	2.8	4.3	0.5	47.5	42.9
CAREER	10.1	1.8	2.5	0.5	40.8	37.0

LAST GAME: 17 points, 3 rebounds and 10 assists
NOTES: A Third Team All-SEC Preseason honoree... Averaged 11.4 points, 1.9 rebounds and 1.9 assists last season... Scored 10 or more points in 24 games coming off the bench, which led the SEC... Scored a career-high 26 points on Dec. 29 vs. South Dakota State... A 2023 McDonald's High School All-American.

2025-26 HIGHS
Pts: 26, 11/25/25 vs. UNLV
Rebs: 4, 11/25/25 vs. UNLV
Asts: 10, 11/26/25 vs. Maryland
Steals: 1, 3x, last 11/24/25 vs. Gonzaga



3 LATRELL WRIGHTSELL JR.

GR. / G / 6-3 / 195 / OMAHA, NEB. (CAL STATE FULLERTON)

	PPG	RPG	APG	SPG	FG%	3FG%
25-26	9.3	2.3	2.7	1.3	37.0	33.3
CAREER	10.5	3.1	1.9	1.1	41.4	38.4

LAST GAME: DNP
NOTES: Played in eight games last season before suffering a season-ending surgery on Nov. 30 vs. Oregon... Scored double figures in six of the eight games played... Ended the season with 1,166 career points... Averaged 11.5 points, 1.8 rebounds and 2.0 assists per game while shooting 42 percent from three-point range last season.

2025-26 HIGHS
Pts: 17, 11/8/25 at St. John's
Rebs: 3, 2x, last 11/13/25 vs. Purdue
Asts: 3, 2x, last 11/19/25 vs. Illinois
Steals: 4, 11/8/25 at St. John's



4 DAVION HANNAH

FR. / G / 6-6 / 190 / MILWAUKEE, WISC. (LINK ACADEMY)

	PPG	RPG	APG	SPG	FG%	3FG%
25-26	3.4	1.4	0.9	0.7	58.8	40.0
CAREER	3.4	1.4	0.9	0.7	58.8	40.0

LAST GAME: 12 points, 4 rebounds, 2 assists and 1 steal
NOTES: A 2025 McDonald's All-American nominee... Ranked as the No. 3 combo guard in the country... Finished high school career at Link Academy in Missouri, where teammate Labaron Philon finished his prep career... Led Link Academy as the Geico National Championship Runner-Up and the No. 2 school in the nation.

2025-26 HIGHS
Pts: 12, 11/26/25 vs. Maryland
Rebs: 4, 11/26/25 vs. Maryland
Asts: 2, 2x, last 11/26/25 vs. Maryland
Steals: 3, 11/3/25 vs. North Dakota

5 AMARI ALLEN

FR. / F / 6-8 / 205 / GREEN BAY, WISC. (ASHWAUBENON HS)

	PPG	RPG	APG	SPG	FG%	3FG%
25-26	9.6	6.9	3.6	1.1	46.9	42.3
CAREER	9.6	6.9	3.6	1.1	46.9	42.3

LAST GAME: 10 points, 7 rebounds, 6 assists and 1 block
NOTES: Ranked as a four-star recruit and the No. 17-ranked small forward in the country... Named the 2025 Wisconsin Gatorade Player of the Year... Averaged 34.1 points, 11.5 rebounds and 8.5 assists during his senior season at Ashwaubenon... Participated the NBPA Top 100 Camp

2025-26 HIGHS
Pts: 12, 11/3/25 vs. North Dakota
Rebs: 11 11/19/25 vs. Illinois
Asts: 6, 2x, last 11/25/26 vs. Maryland
Steals: 3, 11/3/25 vs. North Dakota



6 LONDON JEMISON

FR. / F / 6-8 / 205 / BLOOMFIELD, CONN. (ST. THOMAS MORE)

	PPG	RPG	APG	SPG	FG%	3FG%
25-26	7.0	2.9	0.1	0.4	53.3	35.3
CAREER	7.0	2.9	0.1	0.4	53.3	35.3

LAST GAME: 11 points, 4 rebounds, 1 assist, 2 steals and 2 blocks
NOTES: A four-star recruit, Jemison is ranked as the No. 1 player from the state of Connecticut and the No. 8 player at his position... A 2025 McDonald's All-American nominee along with fellow UA Signee, Davion Hannah... Averaged 14.3 points, 4.7 rebounds, 2.2 assists and 1.2 blocks per game for Expressions Elite on the Nike EYBL Circuit

2025-26 HIGHS
Pts: 18, 11/25/25 vs. UNLV
Rebs: 5, 11/25/25 vs. UNLV
Asts: 1, 11/26/25 vs. Maryland
Steals: 2, 11/26/25 vs. Maryland



7 TAYLOR BOL BOWEN

JR. / F / 6-10 / 202 / JERICHO, VT. (FLORIDA STATE)

	PPG	RPG	APG	BPG	FG%	3FG%
25-26	10.9	4.7	0.4	1.1	54.5	29.2
CAREER	6.0	4.0	0.5	0.9	48.3	33.9

LAST GAME: 12 points, 5 rebounds and 1 block
NOTES: Totaled 329 points, 233 rebounds and 32 assists in his two seasons at Florida State... Averaged 8.0 points, 5.2 rebounds and 0.8 assists during his sophomore season at FSU while shooting 48 percent from the field and 41 percent from three-point range... A 2023 McDonald's All-American nominee coming out of high school.

2025-26 HIGHS
Pts: 17, 11/8/25 at St. John's
Rebs: 9, 11/8/25 at St. John's
Asts: 1, 3x, last 11/24/25 vs. Gonzaga
Blocks: 2, 2x, last 11/19/25 vs. Illinois



10 KEITENN BRISTOW

SO. / F / 6-10 / 205 / HOLLIDAY, TEXAS (TARLETON STATE)

	PPG	RPG	APG	SPG	FG%	3FG%
25-26	6.7	7.3	0.0	0.7	38.9	0.0
CAREER	10.8	4.7	1.2	1.0	45.5	30.9

LAST GAME: DNP
NOTES: Scored double-figures in two games this season... has played double-digit minutes in the last three games... 2024 McDonald's All-American along with fellow freshman Derrion Reid... Ranked as the No.4 center and No. 21 overall recruit in the 2024 class... Averaged 18.8 points and 9.3 rebounds per game in the Overtime Elite League.

2025-26 HIGHS
Pts: 10, 11/19/25 vs. Illinois
Rebs: 11, 11/24/25 vs. Gonzaga
Asts: N/A
Blocks: 1, 2x, last 11/25/25 vs. UNLV



15 NOAH WILLIAMSON

SR. / C / 7-0 / 255 / RIGA, LATVIA (BUCKNELL)

	PPG	RPG	APG	BPG	FG%	3FG%
25-26	1.6	2.1	0.6	0.4	23.1	12.5
CAREER	11.3	5.5	1.0	0.8	51.8	31.4

LAST GAME: 2 points, 1 rebound and 1 steal
NOTES: Named the WAC Freshman of the Year, averaging 11.3 points, 4.4 rebounds and 1.4 assists per game last season at Tarleton State... Ranked in the top 40 in the nation among freshman in points per game while leading all WAC freshmen in scoring... Scored a career-high 24 points on Jan. 9 at Southern Utah.

2025-26 HIGHS
Pts: 4, 11/25/25 vs. UNLV
Rebs: 6, 11/25/25 vs. UNLV
Asts: 2, 2x, last 11/25/25 vs. UNLV
Blocks: 1, 2x 11/19/25 vs. Illinois



22 AIDEN SHERRELL

SO. / F / 6-11 / 255 / DETROIT, MICH. (PROLIFIC PREP)

	PPG	RPG	APG	BPG	FG%	3FG%
25-26	9.7	5.0	0.9	1.9	63.4	44.4
CAREER	4.4	3.2	0.4	0.5	55.0	35.3

LAST GAME: 11 points, 9 rebounds, 1 assist, 1 steal and 5 blocks
NOTES: Averaged 3.4 points, 2.8 rebounds and 0.4 assists per gameduring his freshman season at UA... Scored double-digits in two contests, including a season-high 12 points on Feb. 1 vs. Georgia... Made a season-high two three-pointers on four separate occasions, including twice during the NCAA Tournament against BYU and Duke.

2025-26 HIGHS
Pts: 14, 11/24/25 vs. Gonzaga
Rebs: 9, 11/26/25 vs. Maryland
Asts: 2, 11/24/25 vs. Gonzaga
Blocks: 5, 11/26/25 vs. Maryland

95 HOUSTON MALLETTE

GR. / G / 6-5 / 200 / ALAMEDA, CALIF. (PEPPERDINE)

	PPG	RPG	APG	SPG	FG%	3FG%
25-26	10.0	3.9	1.3	0.9	38.3	35.0
CAREER	12.9	3.4	2.1	0.8	42.9	37.5

LAST GAME: 9 points, 5 rebounds, 2 assists and 2 steals
NOTES: Played in six games before sitting out the rest of the season due to a season-ending injury... Scored a season-high 10 points on Dec. 18 at North Dakota... A two-time All-WCC selection... A 2024 All-WCC Honorable Mention selection... Scored 1,295 points in three seasons at Pepperdine.

2025-26 HIGHS
Pts: 19, 11/25/25 vs. UNLV
Rebs: 8, 11/3/25 vs. North Dakota
Asts: 3, 11/3/25 vs. North Dakota
Steals: 3, 11/25/25 vs. UNLV

LAST TIME OUT: NO. 8/9 ALABAMA 105 VS MARYLAND 72 - NOV. 26, 2025

Official Basketball Box Score - Final

Maryland at Alabama

11/26/25 MGM Grand Garden Arena, Las Vegas

2025-26 Men's Basketball

Game Time: 9:00 PM
Game Duration: 1:53
Attendance: 3,947

Officials: D.J. Carstensen, Nathan Farrell, Owen Shortt

Maryland - 72 **Record: 5-3**

NO.	Name		Min	FG M-A	3P M-A	FT M-A	Rebounds OR	DR	TOT	Fouls PF	FD	TP	AS	TO	ST	Blocks BS	BA	+/-
13	Elijah Saunders	F	24:10	2-7	0-1	0-0	4	1	5	2	0	4	3	1	0	0	0	-27
21	Pharrel Payne	F	26:21	5-13	0-0	4-5	1	3	4	1	5	14	4	1	0	2	3	-22
1	Darius Adams	G	27:12	7-17	5-7	1-2	0	3	3	4	2	20	0	3	1	0	2	-18
7	Andre Mills	G	30:48	3-11	0-5	0-0	0	3	3	2	1	6	1	0	0	0	1	-20
8	David Coit	G	15:54	3-5	0-2	0-1	0	1	1	0	2	6	0	1	1	0	0	-35
2	Myles Rice		11:40	0-4	0-2	0-0	0	0	0	1	1	0	3	0	0	0	1	-11
12	Isaiah Watts		18:20	2-6	0-2	0-0	0	1	1	1	0	4	0	1	1	0	1	-16
24	Aleks Alston		25:00	3-9	2-6	0-1	3	4	7	1	1	8	1	1	1	0	1	-14
18	Guillermo Del Pino		20:11	3-4	2-2	2-2	0	0	0	2	1	10	0	1	2	0	0	-2
45	Collin Metcalf		00:24	0-0	0-0	0-0	0	0	0	1	0	0	0	0	0	0	0	0
Team							5	1	6	0		0		0				
Totals				28-76	9-27	7-11	13	17	30	15	13	72	12	9	6	2	9	-33

Major Fouls: NONE

Shooting By Period		
1st FG%	12-36	33.3%
3PT%	3-15	20.0%
FT%	2-3	66.7%
2nd FG%	16-40	40.0%
3PT%	6-12	50.0%
FT%	5-8	62.5%
GM FG%	28-76	36.8%
3PT%	9-27	33.3%
FT%	7-11	63.6%

Dead Ball Rebounds: 1, 0

Alabama - 105 **Record: 5-2**

NO.	Name		Min	FG M-A	3P M-A	FT M-A	Rebounds OR	DR	TOT	Fouls PF	FD	TP	AS	TO	ST	Blocks BS	BA	+/-
7	Taylor Bol Bowen	F	22:50	5-9	0-3	2-2	1	4	5	1	3	12	0	0	0	1	0	17
22	Aiden Sherrell	F	22:32	5-7	0-0	1-2	1	8	9	3	1	11	1	2	1	5	2	14
0	Labaron Philon	G	25:09	7-11	2-4	4-4	0	4	4	3	4	20	6	5	0	0	0	10
2	Aden Holloway	G	26:57	5-9	5-7	2-2	0	3	3	2	1	17	10	2	0	0	0	40
95	Houston Mallette	G	24:15	3-7	3-6	0-0	2	3	5	1	1	9	2	1	2	0	0	25
4	Davion Hannah		16:01	5-7	1-2	1-2	0	4	4	0	1	12	2	0	1	0	0	8
5	Amari Allen		27:22	4-7	2-4	0-0	1	6	7	2	0	10	6	0	0	1	0	18
6	London Jemison		20:18	4-6	1-3	2-2	1	3	4	0	2	11	1	1	2	2	0	18
15	Noah Williamson		12:15	0-3	0-2	2-2	0	1	1	1	1	2	0	1	1	0	0	17
25	Jacob Martin		02:21	0-0	0-0	1-2	1	0	1	0	1	1	1	0	0	0	0	-2
Team							4	2	6	0		0		0				
Totals				38-66	14-31	15-18	11	38	49	13	15	105	29	12	7	9	2	33

Major Fouls: NONE

Shooting By Period		
1st FG%	16-32	50.0%
3PT%	9-20	45.0%
FT%	8-10	80%
2nd FG%	22-34	64.7%
3PT%	5-11	45.5%
FT%	7-8	87.5%
GM FG%	38-66	57.6%
3PT%	14-31	45.2%
FT%	15-18	83.3%

Dead Ball Rebounds: 3, 0

	MRD	ALA
Biggest lead	0 (1st 20:00)	39 (2nd 3:24)
Best Scoring Run	7 (1st 4:14)	11 (2nd 5:48)
Lead Changes	0	
Times Tied	0	
Time with Lead	00:00	39:44

Points from	MRD	ALA
Turnovers	12	12
Paint	30	48
Second Chance	8	14
Fast Breaks	5	16
Bench	22	36

Period by Period Scoring	1st	2nd	TOT
MRD	29	43	72
ALA	49	56	105

LAS VEGAS, Nev. – The No. 8/9 Alabama men's basketball team surpassed the century mark for the second game in a row in a commanding 105-72 victory over the Maryland Terrapins to conclude the Players Era Festival.

Alabama (5-2) saw most of its offensive production from its backcourt duo of Labaron Philon Jr. and Aden Holloway. The pair combined for 37 points with Philon scoring 20 and Holloway adding another 17, along with a total of 16 assists between the two of them.

The Tide had five others in double figures including Taylor Bol Bowen (12 points), Davion Hannah (12 points), Aiden Sherrell (11 points), London Jemison (11 points) and Amari Allen (10 points). The performance marks the second straight game that six or more Alabama players scored in double digits.

Maryland (5-3) was led by Darius Adams' 20 points, off 7-for-17 shooting, including five three-pointers, to go along with three rebounds in 27 minutes of action.

TEAM STATS

• Alabama's scoring outing marks the third time in the last two seasons that Oats has had back-to-back 100-point games and his 33rd time surpassing the mark overall
• Alabama dished out 29 assists, a season-high, on 38 made field goals led by Aden Holloway's career-high 10 assists
• UA dominated the rebounding battle with a season-high 49 rebounds compared to 30 from the Terps
• The Tide shined on the defensive end of the floor as well, amassing a season-high nine blocks, led by Aiden Sherrell's career-high five rejections, marking the first time an Alabama player had five blocks in a game since March 28, 2024 against North Carolina in the Sweet 16
• Holloway (17 points, 10 assists) is the first Alabama player to record a double-double since Clifford Omoruyi's 10 point and 11 rebound double-double against Saint Mary's (CA) in the Round of 32 of the 2025 NCAA Tournament
• All 10 Crimson Tide players who recorded minutes netted points in the high-scoring contest
• The entire game was in Alabama's control, taking the lead just 16 seconds into the game and retaining it the entirety of the matchup with the biggest lead being 39 points (98-59), coming with 3:24 left in the second half
• As a team, Oats' squad shot 38-for-66 from the field (57.6 percent) from the field, 14-for-31 (45.2 percent) from three and 15-for-18 (83.3 percent) from the charity stripe

COACH OATS POSTGAME COMMENTS

"I thought it was a good two games after we took the loss against Gonzaga. We emphasized two main things. The first was rebounding; last night we outrebounded UNLV by 20, tonight we outrebounded Maryland by 19 and it was getting the ball moving more. Tonight, we had 29 assists and only 12 turnovers. It was the first career double-double for [Aden] Holloway. He had 10 assists with only two turnovers. I thought Labaron [Philon Jr.] had it moving along with Amari [Allen], they had six assists each. Kind of our three point guards that do most of the handling had 22 assists. I thought when we got the ball moving, we shot the ball better from three. When it moves like that, we were able to get some offensive rebounds and we kind of put them in a blender on offense."

2025-26 TOP PERFORMANCES

CATEGORY	ALABAMA	OPPONENTS
Points	29 by Labaron Philon Jr. vs. Gonzaga, 11/24/25	29 by Braden Smith, Purdue, 11/13/25
Field Goals Made	11 by Labaron Philon Jr. vs. Gonzaga, 11/24/25	11 by Andrej Stojakovic, Illinois, 11/19/25
Field Goal Attempts	18, 3x, last by Labaron Philon Jr. vs. Gonzaga, 11/24/25	19, 2x, last by Dra Gibbs-Lawhorn, UNLV, 11/25/25
3-Pointers Made	5, 3x, last by Aden Holloway vs. Maryland, 11/26/25	5, 2x, last by Darius Adams, Maryland, 11/26/25
3-Pointers Attempted	12 by Houston Mallette vs. UNLV, 11/25/25	10, 2x, last by Issac Williamson, UNLV, 11/25/25
Free-Throws Made	6, 2x, last by London Jemison vs. UNLV, 11/25/25	10, 2x, last by Mario Saint-Supery, Gonzaga, 11/24/25
Free-Throws Attempted	7, 2x, last by London Jemison vs. UNLV, 11/25/25	13 by Bryce Hopkins, St. John's, 11/8/25
Rebounds	11, 2x, last by Keitenn Bristow vs. Gonzaga, 11/24/25	15 by Trey Kaufman-Renn, Purdue, 11/13/25
Assists	10 by Aden Holloway vs. Maryland, 11/26/25	7 by Kylan Boswell, Illinois, 11/19/25
Steals	4 by Latrell Wrightsell Jr. at St. John's, 11/8/25	4 by Eli King, North Dakota, 11/3/25
Blocks	5 by Aiden Sherrell vs. Maryland, 11/26/25	2, 4x, last by Pharrel Payne, Maryland, 11/26/25

QUICK FACTS

Location ..... Tuscaloosa, Ala.
Enrollment 40,846
Founded ..... April 12, 1831
Conference ..... Southeastern (West)
Colors ..... Crimson and White
Nickname ..... Crimson Tide
President ..... Dr. Peter J. Mohler
Director of Athletics ..... Greg Byrne
Faculty Athletics Representative ..... Dr. James King
Sport Administrator ..... Shane Lyons
Arena ..... Coleman Coliseum (13,474)

Coaching Staff

Head Coach	Nate Oats
Alma Mater	Maranatha Baptist, 1998
Record at Alabama	150-65 .698 (7th Season)
Career Record	246-108 .695 (11th Season)
Assistant Coaches	Preston Murphy Brian Adams Chris Fleming
Special Assistant to the Head Coach	Erwin Dudley
Director of Scouting & Analytics	Adam Bauman
Director of Player Development	Christian Pino
Video Coordinator	Brady Goka
Director of Basketball Operations	Josh Pierre
Strength and Conditioning	Henry Barrera
Athletic Trainer	Clarke Holter
Nutritionist	Amanda Branson
Graduate Managers	Christian Bridgewater, Hayden Doyle, Blake Hamilton, Jaden Orr, Marcus Zegarowski

Team Information

2024-25 Record	28-9
2024-25 SEC Record	13-5
2025 Postseason	NCAA Tournament (Elite Eight)
Final Rankings (AP/Coaches)	6/6
2024-25 H/A/N Record	12-3/9-3/7-3
Starters Returning/Lost	1/4
Letterwinners Returning/Lost	5/8
Newcomers (including transfers)	9

Program History

All-Time Record	1,826-1,110-1 (.622)
SEC Record	866-649 (.572)
SEC Regular Season Championships	9
SEC Tournament Record	74-56 (.569)
SEC Tournament Championships	8
NCAA Appearances	25 (30-25, .545)
Final Four Appearances	1 (0-1, .000)
NIT Appearances	16

Athletics Communications

Director (Basketball Contact)	Steven Gonzalez
Office	205-348-6084
Mobile	602-803-0521
E-mail	sgonzalez@ia.ua.edu
Fax	205-348-8841
Website	www.RollTide.com
Mailing Address	1201 Coliseum Drive - Room 170 Tuscaloosa, Ala. 35487

2025-26 NUMERICAL ROSTER

No.	Name	Pos.	Ht.	Wt.	Cl.	Major	Hometown (Previous School)
0	Labaron Philon Jr.	G	6-4	177		2nd	Mobile, Ala. (Link Academy)
1	Jalil Bethea%	G	6-5	190		2nd	Philadelphia, Pa. (Miami/Archbishop Wood)
2	Aden Holloway	G	6-1	180		3rd	Charlotte, N.C. (Auburn/Prolific Prep)
3	Latrell Wrightsell Jr.	G	6-3	190		6th	Omaha, Neb. (Cal State Fullerton/Omaha Central HS)
4	Davion Hannah	G	6-6	180		1st	Milwaukee, Wisc. (Link Academy)
5	Amari Allen	F	6-8	180		1st	Green Bay, Wisc. (Ashwaubenon HS)
6	London Jemison	F	6-8	200		1st	Bloomfield, Conn. (St. Thomas More)
7	Taylor Bol Bowen%	F	6-10	205		3rd	Jericho, Vt. (Florida State/Brewster Academy)
10	Keitenn Bristow%	F	6-10	190		2nd	Holliday, Texas (Tarleton State/Holliday HS)
11	Preston Murphy Jr.%	G	6-1	175		3rd	Barrington, R.I. (Northern Okla. College/New Orleans/St. Andrew's School)
15	Noah Williamson%	C	7-0	250		4th	Riga, Latvia (Bucknell/St. Thomas More)
22	Aiden Sherrell	F	6-11	240		2nd	Detroit, Mich. (Prolific Prep)
34	Collins Onyejiaka	C	6-11	270		1st	Boston, Mass. (The Newman School)
95	Houston Mallette	G	6-5	200		5th	Alameda, Calif. (Pepperdine/Pacifica Christian HS)

% - Transfer

2025-26 ALPHABETICAL ROSTER

No.	Name	Pos.	Ht.	Wt.	Cl.	Major	Hometown (Previous School)
5	Amari Allen	F	6-8	180		1st	Green Bay, Wisc. (Ashwaubenon HS)
1	Jalil Bethea%	G	6-5	190		2nd	Philadelphia, Pa. (Miami/Archbishop Wood)
7	Taylor Bol Bowen%	F	6-10	205		3rd	Jericho, Vt. (Florida State/Brewster Academy)
10	Keitenn Bristow%	F	6-10	190		2nd	Holliday, Texas (Tarleton State/Holliday HS)
4	Davion Hannah	G	6-6	180		1st	Milwaukee, Wisc. (Link Academy)
2	Aden Holloway	G	6-1	180		3rd	Charlotte, N.C. (Auburn/Prolific Prep)
6	London Jemison	F	6-8	200		1st	Bloomfield, Conn. (St. Thomas More)
95	Houston Mallette	G	6-5	200		5th	Alameda, Calif. (Pepperdine/Pacifica Christian HS)
11	Preston Murphy Jr.%	G	6-1	175		3rd	Barrington, R.I. (Northern Okla. College/New Orleans/St. Andrew's School)
34	Collins Onyejiaka	C	6-11	270		1st	Boston, Mass. (The Newman School)
0	Labaron Philon Jr.	G	6-4	177		2nd	Mobile, Ala. (Link Academy)
22	Aiden Sherrell	F	6-11	240		2nd	Detroit, Mich. (Prolific Prep)
15	Noah Williamson%	C	7-0	250		4th	Riga, Latvia (Bucknell/St. Thomas More)
3	Latrell Wrightsell Jr.	G	6-3	190		6th	Omaha, Neb. (Cal State Fullerton/Omaha Central HS)

% - Transfer

CLASS

FRESHMAN
Amari Allen
Davion Hannah
London Jemison
Collins Onyejiaka

SOPHOMORES
Jalil Bethea
Keitenn Bristow
Labaron Philon
Aiden Sherrell

JUNIORS
Taylor Bol Bowen
Aden Holloway
Preston Murphy Jr.

SENIORS/GRADUATES
Houston Mallette (Gr.)
Noah Williamson
Latrell Wrightsell Jr. (Gr.)

PRONUNCIATION GUIDE

PLAYERS

Houston Mallete	Muh-Lett
Labaron Philon	Phi-LAWN
Aiden Sherrell	Sure-EL
Latrell Wrightsell Jr.	Right-sell

COACHES

Adam Bauman	BO-man

SEC STANDINGS

Conference Standings				Overall Standings		
	W	L	Pct.	W	L	Pct.
LSU	0	0	.000	7	0	1.000
Missouri	0	0	.000	8	0	1.000
Vanderbilt	0	0	.000	8	0	1.000
Georgia	0	0	.000	7	1	.875
Tennessee	0	0	.000	7	1	.875
Auburn	0	0	.000	6	2	.750
Texas	0	0	.000	6	2	.750
Texas A&M	0	0	.000	6	2	.750
ALABAMA	**0**	**0**	**.000**	**5**	**2**	**.714**
Arkansas	0	0	.000	5	2	.714
Florida	0	0	.000	5	2	.714
Kentucky	0	0	.000	5	2	.714
Ole Miss	0	0	.000	5	2	.714
Oklahoma	0	0	.000	5	2	.714
South Carolina	0	0	.000	5	2	.714
Mississippi State	0	0	.000	3	4	.429

2025-26 Preseason Media Poll

1. Florida
2. Kentucky
3. Tennessee
4. *Alabama*
5. Arkansas
6. Auburn
7. Missouri
8. Ole Miss
9. Texas
10. Mississippi State
11. Vanderbilt
12. Oklahoma
13. Texas A&M
14. Georgia
15. LSU
16. South Carolina

First Team All-SEC
Alex Condon - Florida
Josh Hubbard - Mississippi State
Otega Oweh - Kentucky
Tahaad Pettiford - Auburn
Labaron Philon Jr. - Alabama

Second Team All-SEC
Nate Ament - Tennessee
Boogie Fland - Florida
Ja'Kobi Gillespie - Tennessee
Thomas Haugh- Florida
Mark Mitchell - Missouri

Third Team All-SEC
Malik Dia - Ole Miss
Aden Holloway - Alabama
Karter Knox - Arkansas
Jaland Lowe - Kentucky
D.J. Wagner - Arkansas

Player of the Year: Otega Oweh - Kentucky

ALABAMA'S WEEKLY NATIONAL RANKINGS

WEEK	AP/USA TODAY
PRESEASON	15/16
2	8/9
3	11/11
4	8/9
5	12/12
6	
7	
8	
9	
10	
11	
12	
13	
14	
15	
16	
17	
18	
19	
20	
FINAL	

THE TIDE IN THE NATIONAL POLLS

MEDIA OUTLET	UA RANKING
AP Top 25	No. 12
USA Today Coaches	No. 12
NET	No. 12
KenPom	No. 14
Field of 68	No. 7
Andy Katz Power 37	No. 7
CBS Top 25	No. 11
Rothstein 45	No. 13
ESPN BPI	No. 15

ASSOCIATED PRESS POLL

WEEK 5

Rank	Team (FPV)	Points	Prev. Rank	
1	Purdue (40)	7-0	1494	1
2	Arizona (6)	7-0	1442	2
3	Michigan (15)	7-0	1417	7
4	Duke	8-0	1355	4
5	UConn	6-1	1244	5
6	Louisville	7-0	1177	6
7	Michigan State	7-0	1095	11
8	Houston	7-1	1070	3
9	BYU	6-1	1037	9
10	Iowa State	7-0	975	15
11	Gonzaga	7-1	934	12
12	**Alabama**	**5-2**	**869**	**8**
13	Tennessee	7-1	771	17
14	Illinois	6-2	657	13
15	Florida	5-2	568	10
16	North Carolina	6-1	519	16
17	Vanderbilt	8-0	475	24
18	Kentucky	5-2	451	19
19	Texas Tech	6-2	387	20
20	Auburn	6-2	376	21
21	Kansas	6-2	340	NR
22	Indiana	7-0	313	25
23	St. John's	4-3	200	14
24	USC	7-0	145	NR
25	Arkansas	5-2	127	22

Others receiving votes: Iowa 100, UCLA 59, Nebraska 53, TCU 36, **Missouri 28**, Utah St. 16, Saint Mary's 15, Baylor 13, Oklahoma St. 12, SMU 12, **Clemson 11**, **LSU 7**, Seton Hall 6, Wisconsin 6, NC State 5, Wake Forest 3, California 2, Colorado 1, George Mason 1, Buffalo 1

USA TODAY/COACHES POLL

WEEK 5

Rank	Team (FPV)	Points	Prev. Rank	
1	Purdue (21)	7-0	762	1
2	Michigan (6)	7-0	721	6
3	Arizona (3)	7-0	709	3
4	Duke (1)	8-0	696	4
5	UConn	6-1	608	7
6	Louisville	7-0	600	5
7	Houston	7-1	588	2
8	Michigan State	7-0	531	12
9	Iowa State	7-0	502	13
10	BYU	6-1	493	11
11	Gonzaga	7-1	480	10
12	**Alabama**	**5-2**	**428**	**9**
13	Tennessee	7-1	377	16
14	Florida	5-2	313	8
15	Illinois	6-2	312	14
16	Vanderbilt	8-0	268	23
17	North Carolina	6-1	230	17
18	Kentucky	5-2	222	18
19	Texas Tech	6-2	192	20
19	Indiana	7-0	192	24
21	Kansas	6-2	154	NR
22	St. John's	4-3	129	15
23	Arkansas	5-2	119	21
24	Auburn	6-2	104	25
25	Iowa	7-0	69	NR

Others receiving votes: USC 56; UCLA 33; Nebraska 31; **Missouri 28**; Saint Mary's 20; Baylor 19; North Carolina State 16; Virginia 14; **LSU 14; Clemson 9**; Butler 9; **Ole Miss 8**; TCU 5; Wisconsin 4; Utah State 4; SMU 4; Oklahoma State 1; Colorado 1

**BOLD* *indicates UA opponent in 2025-26*

SPECIALTY STATS

Opponent	Paint	Pts off T/O	2ndCh	FastB	Bench
NORTH DAKOTA	30	13	1	11	30
ALABAMA	44	15	8	24	25
ST. JOHN'S	40	7	15	21	22
ALABAMA	54	19	19	21	23
PURDUE	30	8	16	0	20
ALABAMA	22	9	7	13	14
ILLINOIS	40	6	16	11	17
ALABAMA	30	9	14	16	32
GONZAGA	52	14	25	16	18
ALABAMA	42	9	10	10	27
UNLV	42	10	7	4	9
ALABAMA	42	15	16	16	38
MARYLAND	30	12	8	5	22
ALABAMA	48	12	14	16	36
CLEMSON					
ALABAMA					
UTSA					
ALABAMA					
ARIZONA					
ALABAMA					
SOUTH FLORIDA					
ALABAMA					
KENNESAW STATE					
ALABAMA					
YALE					
ALABAMA					
KENTUCKY					
ALABAMA					
VANDERBILT					
ALABAMA					
TEXAS					
ALABAMA					
MISSISSIPPI STATE					
ALABAMA					
OKLAHOMA					
ALABAMA					
TENNESSEE					
ALABAMA					
MISSOURI					
ALABAMA					
FLORIDA					
ALABAMA					
TEXAS A&M					
ALABAMA					
AUBURN					
ALABAMA					
OLE MISS					
ALABAMA					
SOUTH CAROLINA					
ALABAMA					
ARKANSAS					
ALABAMA					
LSU					
ALABAMA					
MISSISSIPPI STATE					
ALABAMA					
TENNESSEE					
ALABAMA					
GEORGIA					
ALABAMA					
AUBURN					
ALABAMA					
OPPONENT Totals	**264**	**70**	**88**	**68**	**138**
Average/Game	**37.7**	**10.0**	**12.6**	**9.7**	**19.7**
ALABAMA Totals	**282**	**88**	**88**	**114**	**195**
Average/Game	**40.2**	**12.6**	**12.6**	**16.3**	**27.9**

ALABAMA BASKETBALL NOTES

- **Non-Conference Success:** For the first time under head coach Nate Oats and first time since the 2011-12 season, Alabama won 11 games during its non-conference schedule in 2024-25
    - Last season, Alabama's non-conference opponents posted a winning percentage of .701 last season, which ranked as the ninth-highest winning percentage in the country
    - The Crimson Tide's three AP Top-25 wins was tied for the most wins in non-conference play under head coach Nate Oats, matching the 2022-23 season
- **Strength of Schedule:** After having the No. 1 strength of schedule in the nation over the last four seasons, Alabama has put together one of the toughest schedules in the country yet again. Last season, Alabama played the toughest schedule in Division I and the toughest schedule in the KenPom era (24 seasons)
    - Alabama has 12 games (10 opponents) against teams ranked in the Associated Press Top 25 Preseason Poll and 16 games including teams recieving votes in the top-25 poll
    - Five out of the 13 games the Crimson Tide will play in its non-conference schedule are against teams ranked or receiving votes in the AP Top 25 Preseason Poll
    - The SEC has six teams ranked in the AP Top 25 Preseason Poll, tied for most of any conference in the country
- **Preseason Recognition:** Alabama was ranked No. 15 in the Associated Press Preseason Top-25 poll, marking the 31st conesecutive AP poll that Alabama has been featured on
    - The Crimson Tide was picked to finish fourth in the Southeastern Conference as voted on by a select panel of both SEC and national media members
    - Alabama had a pair of players projected by the SEC and national media to make the All-SEC postseason teams, including Labaron Philon Jr. (All-SEC First Team) and Aden Holloway (All-SEC Third Team)
    - Labaron Philon Jr. was also named to the Bob Cousy Point Guard of the Year Watch List for this season
- **Tide Hoops in the NBA:** Alabama is well represented in the NBA this season as the Tide currently have nine players on NBA rosters
    - During the Oats era, Alabama has produced four NBA Draft first round picks (Noah Clowney, Brandon Miller, Joshua Primo and Kira Lewis Jr.)

BAMA IN THE PROS

- Here is a list of the former Alabama players that are currently playing professionally:

Player	Team
Charles Bediako	Detroit Pistons/Motor City Cruise*
Jordan Bruner	Tachikawa Dice (Japan)
Noah Clowney	Brooklyn Nets*
JD Davison	Houston Rockets*
Keon Ellis	Sacramento Kings*
Noah Gurley	Iwate Big Bulls* (Japan)
Donta Hall	Olympiacos (Greece)
Herbert Jones	New Orleans Pelicans*
Kira Lewis Jr.	Milwaukee Bucks/Wisconsin Herd*
Brandon Miller	Charlotte Hornets*
Grant Nelson	Brooklyn Nets/Long Island Nets*
Retin Obasohan	Manresa (Spain)
Clifford Omrouyi	Maccabi Tei Aviv (Israel)
Levi Randolph	Zenit Saint Petersburg (Russia)
Alex Reese	Portland Trail Blazers/Rip City Remix*
Mark Sears	Milwaukee Bucks/Wisconsin Herd*
Jaden Shackelford	Phoenix Suns/Valley Suns*
Collin Sexton	Charlotte Hornets
Chris Youngblood	Oklahoma City Thunder/Oklahoma City Blue*

**Played for Nate Oats*

RECORD WHEN...

At home	1-1
On the road	1-0
At neutral sites	3-1
In SEC games	0-0
SEC home games	0-0
SEC road games	0-0
In non-conference games	5-2
In postseason games	0-0
In overtime	0-0
In games decided by ...	
3 points or less (one possession games)	0-0
4-6 points or less (two possession games)	1-0
7 points or more	4-2
Leading at the half	4-0
Trailing at the half	1-2
Tied at the half	0-0
Shooting 40% or better	5-2
Shooting less than 40%	0-0
Opponent 40% or better	3-2
Opponent shoots less than 40%	2-0
Shooting same or better than opponent	4-0
Shooting worse than opponent	1-2
Outrebounding opponent	4-0
Opponent outrebounds UA	1-2
Rebounds are tied	0-0
70% or better on FT	4-1
less than 70% on FT	1-1
More FT att. than opponent	4-0
Less FT att. than opponent	1-2
Same FT att. as opponent	0-0
40% or better on 3PT	2-0
Less than 40% on 3PT	3-2
More turnovers than opponent	3-1
Less turnovers than opponent	2-1
Same turnovers as opponent	0-0
Scoring 80 or more points	5-2
Scoring 70-79 points	0-0
Scoring 60-69 points	0-0
Scoring 50-59 points	0-0
Scoring less than 50 points	0-0
Allowing 80 or more points	2-2
Allowing 70-79 points	2-0
Allowing 60-69 points	1-0
Allowing 50-59 points	0-0
Allowing less than 50 points	0-0
On Sunday	0-0
On Monday	1-1
On Tuesday	1-0
On Wednesday	2-0
On Thursday	0-1
On Friday	0-0
On Saturday	1-0
In November	5-2
In December	0-0
In January	0-0
In February	0-0
In March	0-0
In April	0-0

ALABAMA BASKETBALL NOTES

- **Success in the SEC:** Since Oats arrived at Alabama in 2019-20, the Crimson Tide has won a league-best 75 SEC contests and 150 overall wins, which ranks third-best in the conference.

Teams	SEC Wins
1. ALABAMA	**75**
T2. Auburn	72
T2. Kentucky	72
4. Tennessee	70
5. Florida	63
6. Texas A&M	56
7. Arkansas	55
8. Mississippi St.	51
9. LSU	46
10. South Carolina	42
11. Missouri	41
12. Ole Miss	40
13. Vanderbilt	36
14. Georgia	33
T15. Texas	6
T15. Oklahoma	6

Teams	Overall Wins
1. Auburn	152
2. Tennessee	151
3. ALABAMA	**150**
4. Arkansas	138
T5. Texas	135
T5. Florida	135
6. Kentucky	134
8. Texas A&M	126
9. Mississippi St.	122
T10. Oklahoma	114
T10. LSU	114
12. Missouri	106
13. Ole Miss	105
14. Georgia	99
15. Vanderbilt	98
16. South Carolina	96

PRESEASON ACCOLADES

LABARON PHILON

- First Team All-SEC
- Coaches Preseason First Team All-SEC
- NABC Player of the Year Watch List
- Bob Cousy Point Guard of the Year Preseason Top 20 Watch List
- Oscar Robertson Preseason Watch List

ADEN HOLLOWAY

- Third Team All-SEC
- Coaches Preseason Third Team All-SEC

BLUE COLLAR PTS

The Hard Hat Award is something created by head coach Nate Oats which is handed out to a Crimson Tide men's basketball player at the end of each game. The Blue Collar point system accumulates over the course of a game with the highest game total receiving the Hard Hat. Deflections, steals, blocks, rebounds and loose balls count for one point. Offensive rebounds are worth 1.5 points, floor dives are two and charges are worth four points.

OPPONENT	TEAM TOTAL	HARD HAT AWARD
North Dakota	107.0	Amari Allen (22.5)
No. 5/6 St. John's	106.5	Taylor Bol Bowen (26.0)
No. 2/1 Purdue	76.0	Labaron Philon Jr. (13.0)
No. 8/8 Illinois	102.5	Amari Allen (21.0)
No. 13/12 Gonzaga	98.5	Keitenn Bristow (20.5)
UNLV	101.5	Taylor Bol Bowen (13.5)
Maryland	103.5	Aiden Sherrell (22.5)
Clemson		
UTSA		
Arizona		
South Florida		
Kennesaw State		
Yale		
Kentucky		
Vanderbilt		
Texas		
Mississippi State		
Oklahoma		
Tennessee		
Missouri		
Florida		
Texas A&M		
Auburn		
Ole Miss		
South Carolina		
Arkansas		
LSU		
Mississippi State		
Tennessee		
Georgia		
Auburn		

HARD HAT WINNERS

Amari Allen	2
Taylor Bol Bowen	2
Aiden Sherrell	2
Keitenn Bristow	1
Labaron Philon Jr.	1

CUMULATIVE BLUE COLLAR POINTS TOTAL

Amari Allen	108.5
Taylor Bol Bowen	83.0
Houston Mallette	79.0
Labaron Philon Jr.	68.5
Aiden Sherrell	83.0
Aden Holloway	45.5
Davion Hannah	45.5
Latrell Wrightsell Jr.	33.5
Noah Williamson	40.5
London Jemison	39.0
Collins Onyejiaka	10.5
TOTALS	***695.5***

BREAKING DOWN THE STARTING LINEUP

Opponent (W/L)	G	G	G	F	C
vs. North Dakota	Philon Jr.	Mallette	Allen	Bol Bowen	Sherrell
at No. 5/6 St. Johns	Philon Jr.	Holloway	Mallette	Bol Bowen	Sherrell
vs. No. 2/1 Purdue	Philon Jr.	Holloway	Mallette	Bol Bowen	Sherrell
vs. No. 8/8 Illinois	Philon Jr.	Holloway	Wrightsell Jr.	Bol Bowen	Sherrell
vs. No. 12/10 Gonzaga	Philon Jr.	Holloway	Mallette	Bol Bowen	Sherrell
vs. UNLV	Philon Jr.	Holloway	Mallette	Bol Bowen	Sherrell
vs. Maryland	Philon Jr.	Holloway	Mallette	Bol Bowen	Sherrell
vs. Clemson					
vs. UTSA					
vs. Arizona					
vs. South Florida					
vs. Kennesaw State					
vs. Yale					
vs. Kentucky					
at Vanderbilt					
vs. Texas					
at Mississippi State					
at Oklahoma					
vs. Tennessee					
vs. Missouri					
at Florida					
vs. Texas A&M					
at Auburn					
at Ole Miss					
vs. South Carolina					
vs. Arkansas					
at LSU					
vs. Mississippi State					
at Tennessee					
at Georgia					
vs. Auburn					

Consecutive starts: N/A

Number of different starting lineups: 3
Record by Lineup (bold indicates most recent lineup)

3-1	**Philon Jr., Holloway, Mallette, Bol Bowen, Sherrell**
1-0	Philon Jr., Holloway, Wrightsell Jr, Bol Bowen, Sherrell
1-0	Philon Jr., Mallette, Allen, Bol Bowen, Sherrell

DUNKS

Sherrell	6
Philon Jr.	4
Allen	3
Bol Bowen	3
Hannah	2
Jemison	1
Onyejiaka	1
TOTALS	***20***

FLOOR DIVES

Mallette	6
Allen	4
Bol Bowen	4
Philon Jr.	3
Wrightsell Jr.	3
Hannah	2
Holloway	2
Jemison	1
Williamson	1
TOTALS	***26***

SEASON DEFLECTIONS

Allen	22
Philon Jr.	16
Hannah	14
Holloway	11
Sherrell	11
Wrightsell Jr.	7
Bol Bowen	6
Williamson	6
Mallette	5
Jemison	3
Bristow	2
TOTALS	***103***

SEASON CHARGES

Philon Jr.	1
TOTALS	***1***

BY THE NUMBERS

4
Since arriving to campus, Nate Oats has won four of the 13 SEC trophies that have been handed out during that span, which is an SEC-best winning a pair of SEC season champoinships and two SEC tournament titles

7
Ranked No. 7 overall 2025 signing class according to On3 and it is the first time in program history UA has had six straight top-15 signing classes in the modern era

11
Former UA players under head coach Nate Oats that are currently on an NBA roster or an NBA G League roster

10
Alabama has 10 opponents on its schedule that are currently ranked in the AP Top 25 Poll

24
Alabama welcomes the No. 24 overall transfer signing class by 247Sports, highlighted by 2024 McDonal'd High School All-American Jalil Bethea, WAC Freshman of the Year Keitenn Bristow and the Patriot League Player of the Year Noah Williamson

75
In his six seasons at Alabama, Nate Oats has won 75 SEC contests, which is the most in the conference

150
The Tide has won 150 games over the past seven years under Nate Oats, which ranks No. 3 in the SEC during that span (21.1 wins per season)

866
Number of SEC wins for Alabama, which ranks second among all league teams (Kentucky has 1,068). The Crimson Tide's SEC winning percentage of .596 is tied for second-best with Tennessee and behind Kentucky (.772)

1,826
Number of all-time wins for Aabama in 111 years of basketball, which ranks third in the SEC behind Kentucky and Arkansas

THE TIDE AMONG THE BEST

Alabama has been one of the most successful programs in the country over the last six seasons. Over the past six seasons, Alabama has won 134 games, which ranks No. 8 in the country and tied for No. 1 in the SEC.

SEC TEAMS	NUMBER OF WINS
T1. Tennessee	134
T1. ALABAMA	**134**
3. Auburn	127
4. Arkansas	118
T5. Florida	116
T5. Texas	116
7. Texas A&M	110
8. Kentucky	109
9. Mississippi State	102
10. Oklahoma	95
11. LSU	93
12. Missouri	91
13. Ole Miss	90
14. Vanderbilt	87
15. Georgia	83
16. South Carolina	78

TEAM	NUMBER OF WINS
1. Houston	167
2. Gonzaga	150
T3. Duke	142
T3. Drake	142
5. Purdue	141
6. Arizona	136
7. UConn	136
T8. Tennessee	134
T8. ALABAMA	**134**
10. Kansas	133
11. UAB	131
12. Saint Mary's (CA)	130
13. San Diego St.	128
T14. Baylor	127
T14. Auburn	127
T16. Utah State	125

CLEMSON HISTORY

Overall Series Record ..... Clemson leads, 8-5
Last Five Contests ..... Clemson leads, 3-2
Last 10 Contests ..... Clemson leads, 7-3
At Clemson ..... Clemson leads, 3-1
At Alabama ..... Clemson leads, 4-0
At Coleman Coliseum ..... Clemson leads, 3-0
Neutral Site ..... Alabama leads 4-2
Series Streak ..... Alabama's streak is currently at 1
Last Meeting ..... March 30, 2024 (Alabama defeated Clemson 89-82)

ABOUT CLEMSON

• Clemson has won 75 games over the last three seasons (2022-25), including two trips to the NCAA Tournament and the school's second Elite Eight appearance.

• Clemson's 75-30 record for the last three years is the most wins in Clemson history over three consecutive years. The previous mark was a 72-30 mark between 2006-07 and 2008-09.

• Head Coach Brad Brownell is the winningest coach in program history with 299 wins as the leader of the Tigers.

• In the two matchups between Alabama-Clemson, both games were decided by an average of 7.5 points

• Clemson defeated Alabama, 85-77, at Coleman Coliseum in the ACC/SEC Challenge during the 2023-24 season

OATS' MCDONALD'S ALL-AMERICANS

Since Nate Oats arrived at Alabama in 2019, the Tide have had 10 players on its roster that were named McDonald's High School All-Americans.

2019-20
Jahvon Quinerly

2020-21
Jahvon Quinerly

2021-22
Nimari Burnett
JD Davison
Jahvon Quinerly

2022-23
Jaden Bradley
Nimari Burnett
Brandon Miller
Jahvon Quinerly

2023-24
N/A

2024-25
Aden Holloway
Derrion Reid
Aiden Sherrell

2025-26
Jalil Bethea
Aden Holloway
Aiden Sherrell

TIDE	TALE OF THE TAPE	CLEMSON
2025-26	**Season**	**2025-26**
5-2	**Overall**	7-1
5-2	**Last 10**	7-1
3-2	**Last 5**	4-1
95.6	**PPG**	85.3
82.0	**OPP PPG**	63.8
+13.6	**Margin**	+21.5
.497	**FG%**	.471
.435	**FG% DEF**	.381
.363	**3PT%**	.338
.329	**3PT% DEF**	.266
12.1	**3PT MPG**	9.3
.747	**FT%**	.744
41.1	**RPG**	42.3
38.0	**OPP RPG**	31.8
+3.1	**Margin**	+10.5
18.4	**APG**	16.4
10.7	**TOs PG**	9.0
5.4	**BPG**	2.9
7.4	**SPG**	5.5

THE TIDE IN THE NATIONAL & CONFERENCE STATS

- Below is a breakdown of where UA ranks in the SEC and NCAA (numbers as of 11/29):

CATEGORY	STAT	SEC ONLY	NCAA
Three Point Attempts Per Game	33.4	1	7
Three Pointers Per Game	12.1	2	7
Scoring Offense	95.6	3	6
Effective Field Goal %	.587	4	29
Blocks Per Game	5.4	3	31
Assist/TO Ratio	1.7	6	33
Fastbreak Points	16.6	6	51
Defensive Rebounds Per Game	29.7	5	32
Turnovers Per Game	10.7	8	82
Field Goal Percentage	49.7	7	49
Assists Per Game	18.4	5	35
Rebounds Per Game	41.4	7	58
Free Throws Made Per Game	16.9	12	120
Free Throw Percentage	74.7	9	88
Scoring Margin	13.6	13	89
Three Point Percentage	36.3	6	91
Free Throw Attempts Per Game	22.6	12	153
Steals Per Game	7.4	9	164
Bench Points Per Game	27.9	11	128
Three Point Percentage Defense	32.9	10	200
Turnover Margin	-0.3	12	222
Offensive Rebounds Per Game	11.4	12	193
Field Goal Percentage Defense	43.5	13	187
Rebound Margin	3.1	13	158
Turnovers Forced Per Game	10.4	16	326
Fouls Per Game	19.0	12	231
Scoring Defense	82.0	16	318

- Below is a breakdown of key stats in Alabama's wins compared to the same stats in its losses last year.

GAMES	POINTS PER GAME	FG%	3FG%	REBS PER GAME	ASTS PER GAME
	UA-OPP (MARGIN)	*UA / OPP*	*UA / OPP*	*UA / OPP (MARGIN)*	*UA / OPP*
Won (5)	100.8-78.4 (+22.4)	.518/.417	.370/.323	44.8/33.2 (+11.6)	19.8/15.2
Lost (2)	82.5-91.0 (-8.5)	.444/.478	.347/.349	32.0/50.0 (-18.0)	15.0/14.5

NATE OATS

Head Coach

7th Season at UA
11th Season Overall

MARANATHA BAPTIST, 1998

When Nate Oats was formally introduced as head men's basketball coach at The University of Alabama on March 28, 2019, he promised fans would see an entertaining, up-tempo and fast-paced style of play. And that's exactly what he has delivered during his five years in Tuscaloosa highlighted by Alabama's first-ever appearance in the NCAA Final Four.

Oats continues to lead the Crimson Tide men's basketball resurgence to national prominence, having guided his team to 117 wins, highlighted by a pair of SEC Regular Season championships, two SEC Tournament championships, three trips to the Sweet 16 and the program's first ever appearance in the Final Four. Oats the only coach in program history to win multiple SEC regular season and tournament championships. He has compiled a record of 117-54 (.684) in his five years at The Capstone. In fact, in his nine years as a head coach, Oats owns an impressive record of 213-97 (.687) and has led his teams to NCAA Tournament appearances seven separate times with one of those years being the global pandemic.

After agreeing to contract extensions in 2021 and 2023, Oats received a third contract extension during the 2024 season that is set to keep him in charge of the Crimson Tide basketball program through the 2030 season.

OATS' TIMELINE

1997-2000 — **Maranatha Baptist University**
Assistant Coach

2000-2002 — **University of Wisconsin-Whitewater**
Assistant Coach

2002-2013 — **Romulus High School**
Head Coach

2013-2015 — **University of Buffalo**
Assistant Coach

2015-2019 — **University of Buffalo**
Head Coach

2019-current — **University of Alabama**
Head Coach

Alabama Highlights

- Compiled 117 wins in his first five seasons highlighted by a pair of SEC Regular Season championships, two SEC Tournament championships, three trips to the Sweet 16 and the program's first-ever appearance in the Final Four (2024)
- Became the fastest coach in program history reach 100 wins at UA
- Coached six players that have been selected in the NBA Draft, including tying the program-record for highest draft pick in program history in Brandon Miller (Selected No. 2 by the Charlotte Hornets in the 2023 NBA Draft)
- Guided Alabama to the 2024 Final Four, the first time UA has appeared in the Final Four after defeating Charleston, Grand Canyon, North Carolina and Clemson
- Led the Crimson Tide to the overall No. 1 seed in the 2023 NCAA Tournament for the first time in program history
- Won a program-record 31 games in 2023 including sweeping the SEC regular season and tournament championships
- In his five seasons at Alabama, Oats has won 62 Southeastern Conference games, which is tied for most in the SEC along with Kentucky during that span
- Oats and the Crimson Tide have risen to the challenge as Alabama has 18 AP Top 25 wins including defeating the No. 1 team in the country twice during the 2022-23 season, becoming the first team since 1965-66 (Duke) with multiple wins over the AP No. 1 team before the New Year.
- 2021 SEC Coach of the Year after leading the Tide to the 2021 SEC regular season and tournament championships in his second season at Alabama
- Since arriving on campus, Oats has signed five consecutive top-15 signing classes, including the No. 2 recruiting class in the country in 2024, the highest-ranked recruiting class in program history
- Coached Brandon Miller who became the first SEC player to win SEC Freshman of the Year, Player of the Year and Tournament MVP in the same season

CAREER HISTORY AND RESULTS

UNIVERSITY OF BUFFALO, HEAD COACH, 2015-19

Year	Record	Pct.	MAC Record	Pct.	Postseason
2015-16	20-15	.571	10-8	.556	NCAA First Round
2016-17	17-15	.531	11-7	.611	
2017-18	27-9	.750	15-3	.833	NCAA Second Round
2018-19	32-4	.889	16-2	.889	NCAA Second Round
Total (4)	***96-43***	***.696***	***52-20***	***.722***	

UNIVERSITY OF ALABAMA, HEAD COACH, 2019-PRESENT

Year	Record	Pct.	SEC Record	Pct.	Postseason
2019-20	16-15	.516	8-10	.444	NA
2020-21	26-7	.788	16-2	.889	NCAA Tournament Sweet 16
2021-22	19-14	.575	9-9	.500	NCAA Tournament First Round
2022-23	31-6	.838	16-2	.889	NCAA Tournament Sweet 16
2023-24	25-12	.676	13-5	.722	NCAA Tournament Final Four
2024-25	28-9	.757	13-5	.722	NCAA Tournament Elite 8
2025-26	5-2	.714	0-0	.000	
Total (7)	***149-65***	***.698***	***75-33***	***.694***	
Total (11)	***245-108***	***.695***	***127-53***	***.706***	

HONORS

SEC Coach of the Year (2021)
MAC Coach of the Year (2018, 2019)
NABC District Coach of the Year (2018, 2019)
4x Regular Season Champions (2x MAC, 2x SEC)

POSTSEASON

5x Conference Tournament Champions (MAC 3x, SEC 5x)
7 NCAA Tournaments
4 Sweet 16 Appearances
2 Elite Eights
1 Final Four

COACHING TREE

Alabama Asst. Coach 2023-2025 — **Ryan Pannone** — **Arkansas State** Head Coach 2025-current

Alabama Asst. Coach 2023-2024 — **Austin Claunch** — **UTSA** Head Coach 2024-current

Alabama Asst. Coach 2008-2023 — **Antoine Pettway** — **Kennesaw State** Head Coach 2023-current

Alabama Asst. Coach 2019-2023 — **Bryan Hodgson** — **South Florida** Head Coach 2025-current

Alabama Asst. Coach 2019-2023 — **Charlie Henry** — **Georgia Southern** Head Coach 2023-current

MEET THE STAFF

PRESTON MURPHY
Assistant Coach

• Enters his third season as an assistant coach with the Crimson Tide
• Known as an elite recruiter, Murphy spearheaded Alabama's 2025 signing that was ranked No. 7 in the country and the 2024 signing class that was ranked No. 2 in the country, the highest ranked recruiting class in the program's history
• Played collegiately at Rhode Island, scoring 1,218 career points and ranks third all-time on Rhode Island's list of career three-pointers made (181)

BRIAN ADAMS
Assistant Coach

• Entering his second season at Alabama
• Has a decades worth of coaching in the NBA ranks, working with players that include Cade Cunningham, Joel Embiid, Blake Griffin, James Harden and Chris Paul
• Known for his ability to create an identity on the defensive end of the court, which includes six top-5 defenses throughout his time in the NBA, including the No. 1 defense in 2008 with the NBA champion Boston Celtics

CHRIS FLEMING
Assistant Coach

• Enter his first season at Alabama
• Has a decades worth of coaching in the NBA ranks, working with 11 NBA All-Stars during his 10 years spent coaching in the NBA, including Demar DeRozan, Nikola Jokic, Brooke Lopez, Lauri Markkanen and D'Angelo Russell
• Coached NBA Champion, Dirk Nowitzki, along with Dennis Schroeder and Daniel Theis during his time coaching the German National Team

ADAM BAUMAN
Director of Scouting and Analytics

• In his seventh season at Alabama and in his third year serving as the program's director of scouting and analytics
• Responsible for overseeing the budget, scheduling, all analytics, recruiting coordinator, advance scouting and camps, among other duties

ERWIN DUDLEY
Special Assistant to the Head Coach

• Begins his first season as Special Assistant to the Head Coach and his third season overall at Alabama
• Spent the last two seasons as graduate assistant for the Crimson Tide
• One of six Alabama players to be named SEC Player of the Year while leading Alabama to an SEC Western Division title in 2002



CHRISTIAN PINO
Director of Player Development

• In his seventh season at Alabama and in his fourth year serving as the program's director of player development
• Responsible for skill development, as well as assisting with practice plans and game charts.

BRADY GOKA
Video Coordinator

• In his second season on the staff after spending the previous four years as a graduate assistant and student manager
• Responsible for assisting with Bamalytics, charting live in-game stats and creating postgame reports

Director of Basketball Operations - Josh Pierre • Athletic Trainer - Clarke Holter • Strength & Conditioning Coach - Henry Barrera • Nutrionist - Amanda Branson

0

LABARON
PHILON JR.

Mobile, Ala.
Link Academy

Guard / Sophomore / 6-4 / 185

CAREER HIGHS

Points	29	vs. Gonzaga (11/24/25)
Rebounds	7	vs. Illinois (11/20/24)
Assists	9	2x, last vs. Illinois (11/20/24)
Steals	5	at Tennessee (3/1/25)
Blocks	2	vs. UNC Asheville(11/4/24)
Minutes	37	vs. Gonzaga (11/24/25)
Field Goals	11	vs. Gonzaga (11/24/25)
FG Att.	18	2x, last vs. Gonzaga (11/24/25)
3-Point FG	3	7x, last vs. Gonzaga (11/24/25)
3-Point Att.	7	vs. South Dakota State (12/29/24)
Free Throws	6	vs. LSU (1/25/25)
FT Att.	9	vs. Arkansas State (11/9/24)

2025-26 SEASON HIGHS

Points	29	vs. Gonzaga (11/24/25)
Rebounds	4	3x, last vs. Maryland (11/26/25)
Assists	8	vs. North Dakota (11/3/25)
Steals	3	vs. Purdue (11/13/25)
Blocks	1	2x, last vs. Purdue (11/13/25)
Minutes	37	vs. Gonzaga (11/24/25)
Field Goals	11	vs. Gonzaga (11/24/25)
FG Att.	18	2x, last vs. Gonzaga (11/24/25)
3-Point FG	3	2x, last vs. Gonzaga (11/24/25)
3-Point Att.	6	3x, last vs. Gonzaga (11/24/25)
Free Throws	4	2x, last vs. Maryland (11/26/25)
FT Att.	7	vs. Gonzaga (11/24/25)

MISCELLANEOUS STATS

CATEGORY	2025-26	CAREER
Double-digit scoring	7	28
20+ point games	5	7
Double-digit rebounding	0	0
Double-doubles	0	0
Led UA in scoring	5	8
Led UA in rebounding	1	2
Led UA in three-pointers	3	7
Led UA in assists	4	16
Led UA in steals	2	17
Led UA in blocks	1	3
5+ assist games	5	16
3+ three-pointers	2	7
3+ steal games	1	7
3+ block games	0	0

PHILON JR.'S NOTES

2025-26 Alabama Men's Basketball
Individual Game-by-Game
All games

Page 1/15
as of Nov 27, 2025

#0 PHILON, Labaron

				Total		3-Pointers		Free throws		Rebounds										
Opponent	Date	GS	MIN	FG-FGA	PCT	3FG-3FGA	PCT	FT-FTA	PCT	OFF	DEF	TOT	AVG	PF	A	TO	BLK	STL	PTS	AVG
North Dakota	11/03/2025	*	30:51	9-13	.692	2-4	.500	2-2	1.000	0	3	3	3.0	0	8	4	1	0	22	22.0
at St. John's (NY)	11/08/2025	*	28:56	10-17	.588	2-5	.400	3-6	.500	1	2	3	3.0	4	3	1	0	1	25	23.5
Purdue	11/13/2025	*	27:56	5-14	.357	1-6	.167	0-1	.000	0	4	4	3.3	2	7	4	1	3	11	19.3
vs Illinois	11/19/2025	*	24:44	9-18	.500	3-6	.500	3-4	.750	2	0	2	3.0	4	5	1	0	1	24	20.5
vs Gonzaga	11/24/2025	*	36:54	11-18	.611	3-6	.500	4-7	.571	0	0	0	2.4	3	7	6	0	2	29	22.2
vs UNLV	11/25/2025	*	22:42	6-10	.600	0-3	.000	1-3	.333	1	3	4	2.7	1	4	2	0	2	13	20.7
vs Maryland	11/26/2025	*	25:09	7-11	.636	2-4	.500	4-4	1.000	0	4	4	2.9	3	6	5	0	0	20	20.6
Totals		**7**	**197:12**	**57-101**	**.564**	**13-34**	**.382**	**17-27**	**.630**	**4**	**16**	**20**	**2.9**	**17**	**40**	**23**	**2**	**9**	**144**	**20.6**

Player Averages

Games Played	Minutes/ game	Points/ game	FG Pct	3FG Pct	FT Pct	Rebounds/ game	Assists/ game	Turnovers/ game	Assist/Turnover ratio	Steals/ game	Blocks/ game
7	28.2	20.6	56.4	38.2	63.0	2.9	5.7	3.3	1.7	1.3	0.3

2024-25

- An SEC All-Freshman Team honoree, becoming the eighth UA freshman to receive the honor under Coach Oats
- A three-time SEC Freshman of the Week honoree and one of three SEC freshmen to win the honor three times throughout the 2024-25 season
- Played in all 37 games including 29 starts
- Averaged 10.6 points, 3.3 rebounds, 3.8 assists and 1.4 steals per game
- Ranked No. 8 in the SEC in assists and No. 4 in assist/turnover ratio (2.2)
- Scored double-figures in 21 contests including a season-high 21 on Dec. 29 vs. South Dakota State and March 14 vs. Kentucky
- Led Alabama in assists in 12 contests, dishing out a season-high nine assists in the season opener vs. UNC Asheville and Nov. 20 vs. Illinois

Prep

- Ranked as the No. 30 overall recruit by ESPN, No. 32 by 247Sports and No. 33 by On3 in the class of 2024
- Ranked as the No. 5 point guard in the 2024 class by On3
- Finished his high school career at Link Academy in Missouri
- Originally from Mobile, Ala., Philon was named Mr. Basketball while at Baker High School
- In his final season at Barker, Philon averaged 35.0 points, 6.2 rebounds, 3.9 assists and 2.6 steals per game in 2022-23.
- A two-time Class 7A Player of the Year, Philon scored 2,334 points in his three seasons at Barker
- Was AAU teammates with fellow Crimson Tide freshman Derrion Reid for Team Thad in 2023
- Averaged 12.6 points and 4.5 assists on the Nike EYBL Circuit for Team Thad

PHILON JR.'S CAREER STATS

Year	GP	GS	Min	Avg	FG	FGA	Pct	3FG	3FGA	Pct	FT	FTA	Pct	Off	Def	Tot	Avg	PF	FO	Ast	TO	Blk	Stl	Pts	Avg
2024-25	37	29	914	24.7	142	314	.452	39	124	.315	69	90	.767	32	90	122	3.3	62	1	140	64	12	50	392	10.6
2025-26	7	7	197	28.2	57	101	.564	13	34	.382	17	27	.630	4	16	20	2.9	17	0	40	23	2	9	144	20.6
TOTAL	**44**	**36**	**1111**	**25.3**	**199**	**415**	**.480**	**52**	**158**	**.329**	**86**	**117**	**.735**	**36**	**106**	**142**	**3.2**	**79**	**1**	**180**	**87**	**14**	**59**	**536**	**12.2**

1

JALIL BETHEA

Philadelphia, Pa.
Miami
Archbishop Wood

Guard / Sophomore / 6-5 / 190

CAREER HIGHS

Points	21	Syracuse (2/11/25)
Rebounds	6	2x, last vs. Syracuse (2/11/25)
Assists	5	at California (1/25/25)
Steals	3	Mount St. Mary's (12/21/24)
Blocks	1	2x, last vs. Syracuse (2/11/25)
Minutes	32	Syracuse (2/11/25)
Field Goals	6	2x, last vs. Syracuse (2/11/25)
FG Att.	14	Duke (2/25/25)
3-Point FG	3	3x, last vs. Duke (2/25/25)
3-Point Att.	7	2x, last vs. Duke (2/25/25)
Free Throws	6	Syracuse (2/11/25)
FT Att.	7	Syracuse (2/11/25)

2025-26 SEASON HIGHS

Points	N/A
Rebounds	N/A
Assists	N/A
Steals	N/A
Blocks	N/A
Minutes	N/A
Field Goals	N/A
FG Att.	N/A
3-Point FG	N/A
3-Point Att.	N/A
Free Throws	N/A
FT Att.	N/A

MISCELLANEOUS STATS

CATEGORY	2025-26	CAREER
Double-digit scoring	0	9
20+ point games	0	1
Double-digit rebounding	0	0
Double-doubles	0	0
Led UA in scoring	0	0
Led UA in rebounding	0	0
Led UA in three-pointers	0	0
Led UA in assists	0	0
Led UA in steals	0	0
Led UA in blocks	0	0
5+ assist games	0	1
3+ three-pointers	0	3
3+ steal games	0	1
3+ block games	0	0

BETHEA'S NOTES

2024-25 Miami (FL) Men's Basketball
Individual Game-by-Game
All games

Page 4/13
as of Apr 04, 2025

#3 BETHEA, Jalil

				Total		3-Pointers		Free throws		Rebounds										
Opponent	Date	GS	MIN	FG-FGA	PCT	3FG-3FGA	PCT	FT-FTA	PCT	OFF	DEF	TOT	AVG	PF	A	TO	BLK	STL	PTS	AVG
FDU	11/04/2024		12:38	4-9	.444	1-3	.333	0-0	.000	0	2	2	2.0	2	0	0	0	1	9	9.0
Binghamton	11/10/2024		15:41	3-8	.375	2-5	.400	5-5	1.000	0	1	1	1.5	1	3	0	0	2	13	11.0
Coppin St.	11/17/2024		14:57	2-5	.400	2-4	.500	1-2	.500	0	2	2	1.7	1	0	2	0	1	7	9.7
vs Drake	11/21/2024		05:23	0-1	.000	0-1	.000	2-2	1.000	0	1	1	1.5	3	0	1	0	1	2	7.8
vs Oklahoma St.	11/22/2024		06:15	0-2	.000	0-2	.000	0-0	.000	0	0	0	1.2	0	0	1	0	0	0	6.2
vs VCU	11/24/2024		18:23	3-6	.500	1-3	.333	0-0	.000	0	1	1	1.2	3	2	0	0	0	7	6.3
Charleston So.	11/30/2024	*	18:16	3-8	.375	0-2	.000	0-0	.000	0	1	1	1.1	1	0	0	0	1	6	6.3
Arkansas	12/03/2024		08:04	0-1	.000	0-1	.000	0-0	.000	0	2	2	1.3	1	1	0	0	0	0	5.5
Clemson	12/07/2024		15:26	4-6	.667	2-3	.667	2-2	1.000	0	1	1	1.2	2	0	1	0	0	12	6.2
vs Tennessee	12/10/2024		06:31	0-3	.000	0-3	.000	0-0	.000	0	1	1	1.2	0	1	1	0	0	0	5.6
Presbyterian	12/15/2024		10:59	2-5	.400	0-1	.000	3-3	1.000	0	3	3	1.4	0	0	0	0	0	7	5.7
Mount St. Mary's	12/21/2024		28:43	5-12	.417	2-5	.400	5-6	.833	0	4	4	1.6	3	2	1	0	3	17	6.7
at Boston College	01/01/2025		07:33	1-3	.333	0-1	.000	1-3	.333	0	1	1	1.5	2	0	0	0	0	3	6.4
at Virginia Tech	01/04/2025	*	25:24	6-9	.667	3-4	.750	0-0	.000	1	0	1	1.5	2	1	2	0	0	15	7.0
Florida St.	01/08/2025	*	22:03	0-6	.000	0-1	.000	3-3	1.000	0	1	1	1.5	0	1	2	0	1	3	6.7
Wake Forest	01/11/2025	*	25:28	5-10	.500	2-7	.286	1-2	.500	0	3	3	1.6	2	4	3	1	1	13	7.1
at Duke	01/14/2025	*	19:15	3-8	.375	1-3	.333	0-0	.000	0	1	1	1.5	1	3	2	0	0	7	7.1
SMU	01/18/2025	*	17:59	2-3	.667	0-0	.000	0-0	.000	0	0	0	1.4	0	0	0	0	0	4	6.9
at Stanford	01/22/2025		18:07	1-7	.143	0-2	.000	0-2	.000	0	5	5	1.6	0	0	0	0	1	2	6.7
at California	01/25/2025	*	30:59	4-8	.500	1-1	1.000	2-2	1.000	0	6	6	1.9	1	5	0	0	0	11	6.9
Virginia	01/29/2025	*	14:33	2-5	.400	1-2	.500	0-0	.000	0	2	2	1.9	1	0	2	0	0	5	6.8
Notre Dame	02/01/2025	*	20:43	0-5	.000	0-2	.000	4-4	1.000	0	2	2	1.9	2	1	0	0	1	4	6.7
at Louisville	02/08/2025	*	12:41	0-3	.000	0-2	.000	0-0	.000	1	2	3	1.9	1	0	2	0	0	0	6.4
Syracuse	02/11/2025	*	31:43	6-8	.750	3-4	.750	6-7	.857	0	6	6	2.1	2	4	4	1	0	21	7.0
at Pittsburgh	02/15/2025	*	29:26	3-9	.333	2-6	.333	0-0	.000	0	2	2	2.1	0	2	0	0	0	8	7.0
at Florida St.	02/19/2025	*	25:14	2-7	.286	1-2	.500	1-2	.500	0	2	2	2.1	1	2	1	0	2	6	7.0
Virginia Tech	02/22/2025	*	25:52	1-7	.143	0-5	.000	0-0	.000	0	1	1	2.0	2	0	2	0	0	2	6.8
Duke	02/25/2025	*	30:38	5-14	.357	3-7	.429	0-0	.000	0	1	1	2.0	3	2	4	0	2	13	7.0
at North Carolina	03/01/2025	*	19:01	1-10	.100	1-6	.167	2-2	1.000	1	4	5	2.1	2	0	0	0	1	5	7.0
at Georgia Tech	03/04/2025		28:46	3-8	.375	0-2	.000	3-3	1.000	0	2	2	2.1	3	1	0	0	0	9	7.0
NC State	03/08/2025		19:53	4-8	.500	2-2	1.000	0-0	.000	0	2	2	2.1	1	1	3	0	0	10	7.1
Totals		**16**	**586:33**	**75-204**	**.368**	**30-92**	**.326**	**41-50**	**.820**	**3**	**62**	**65**	**2.1**	**43**	**36**	**34**	**2**	**18**	**221**	**7.1**

Player Averages

Games Played	Minutes/ game	Points/ game	FG Pct	3FG Pct	FT Pct	Rebounds/ game	Assists/ game	Turnovers/ game	Assist/Turnover ratio	Steals/ game	Blocks/ game
31	18.9	7.1	36.8	32.6	82.0	2.1	1.2	1.1	1.1	0.6	0.1

2024-25

- Averaged 7.1 points, 2.1 rebounds and 1.2 assists in 31 games in his freshman season
- Scored double-figures in nine games including a season-high 21 points on Feb. 11 vs. Syracuse
- One of five ACC freshmen to record 10+ points, 5+ rebounds and 5+ assists in a game in 2024-25
- Tallied three-plus assists on five occasions
- Named to the Jerry West Shooting Guard Preseason Top 20

Prep

- A 2024 McDonald's All-American selection and won the McDonald's Slam Dunk Contest
- Named the 2024 Pennsylvania Gatorade Player of the Year while being tabbed as the Pennsylvania Sports Writers Class 6A Player of the Year
- A 2024 Naismith Second Team All-American selection
- A consensus five-star, top-10 recruit in the nation
- Two-time Philadelphia Catholic League MVP (2024 Co-MVP, 2023)
- Two-time PIAA Class 6A First Team All-State honoree
- Archbishop Wood's all-time leading scorer at 1,693 points
- As a senior, averaged 22.7 points, 6 rebounds and 5 assists per game in 29 contests
- Helped Archbishop Wood reach PIAA-6A state semifinals (19-9 overall) in 2023-24
- Won Powerade JamFest Dunk Contest at the Final Four
- Participated in 2023 USA Basketball's Junior National minicamp
- Averaged 23.2 points per game as a junior at Archbishop Wood
- Helped Team Final to 2023 Nike EYBL regular season No. 1 ranking and Final Four of Peach Jam
- Averaged 18.6 points and shot 42.6 percent from 3-point range on Nike EYBL Circuit

BETHEA'S CAREER STATS

Year	GP	GS	Min	Avg	FG	FGA	Pct	3FG	3FGA	Pct	FT	FTA	Pct	Off	Def	Tot	Avg	PF	FO	Ast	TO	Blk	Stl	Pts	Avg
2024-25*	31	16	587	18.9	75	204	.368	30	92	.326	41	50	.820	3	62	65	2.1	43	0	36	1.2	2	18	221	7.1
2025-26	0	0	0	0.0	0	0	.000	0	0	.000	0	0	.000	0	0	0	0.0	0	0	0	0	0	0	0	0.0
TOTAL	**31**	**16**	**587**	**18.9**	**75**	**204**	**.368**	**30**	**92**	**.326**	**41**	**50**	**.820**	**3**	**62**	**65**	**2.1**	**43**	**0**	**36**	**1.2**	**2**	**18**	**221**	**7.1**

** Stats are from Miami (FL)*

#2 ADEN HOLLOWAY

Charlotte, N.C.
Auburn
Prolific Prep

Guard / Junior / 6-1 / 180

CAREER HIGHS

Points	26	2x, last vs. UNLV (11/25/25)
Rebounds	6	2x, last at Texas (2/11/25)
Assists	10	vs. Maryland (11/26/25)
Steals	3	2x, last vs. Kent State (12/22/24)
Blocks	1	2x, last vs. Vanderbilt (1/21/25)
Minutes	35	vs. Purdue (11/13/25)
Field Goals	9	3x, last vs. UNLV (11/25/25)
FG Att.	21	vs. South Dakota State (12/29/24)
3-Point FG	8	vs. South Dakota State (12/29/24)
3-Point Att.	19	vs. South Dakota State (12/29/24)
Free Throws	6	vs. LSU (1/25/25)
FT Att.	7	vs. Alabama A&M (11/21/23)

2025-26 SEASON HIGHS

Points	26	vs. UNLV (11/25/25)
Rebounds	4	vs. UNLV (11/25/25)
Assists	10	vs. Maryland (11/26/25)
Steals	1	3x, last vs. Gonzaga (11/24/25)
Blocks	N/A	
Minutes	35	vs. Purdue (11/13/25)
Field Goals	9	2x, last vs. UNLV (11/25/25)
FG Att.	18	at St. John's (11/8/25)
3-Point FG	5	3x, last vs. Maryland (11/26/25)
3-Point Att.	10	vs. Gonzaga (11/24/25)
Free Throws	3	2x, last vs. UNLV (11/25/25)
FT Att.	3	2x, last vs. UNLV (11/25/25)

MISCELLANEOUS STATS

CATEGORY	2025-26	CAREER
Double-digit scoring	6	38
20+ point games	3	7
Double-digit rebounding	0	0
Double-doubles	1	1
Led UA in scoring	2	11
Led UA in rebounding	0	1
Led UA in three-pointers	2	26
Led UA in assists	2	19
Led UA in steals	0	8
Led UA in blocks	0	0
5+ assist games	1	13
3+ three-pointers	3	24
3+ steal games	0	2
3+ block games	0	0

HOLLOWAY'S NOTES

2025-26 Alabama Men's Basketball
Individual Game-by-Game
All games

Page 2/15
as of Nov 27, 2025

#2 HOLLOWAY, Aden

				Total		3-Pointers		Free throws		Rebounds											
Opponent	Date	GS	MIN	FG-FGA	PCT	3FG-3FGA	PCT	FT-FTA	PCT	OFF	DEF	TOT	AVG	PF	A	TO	BLK	STL	PTS	AVG
at St. John's (NY)	11/08/2025	*	32:42	9-18	.500	2-9	.222	1-1	1.000	0	2	2	2.0	5	4	0	0	1	21	21.0
Purdue	11/13/2025	*	35:09	7-13	.538	5-9	.556	2-2	1.000	0	2	2	2.0	2	3	1	0	0	21	21.0
vs Illinois	11/19/2025	*	30:55	4-11	.364	2-8	.250	1-2	.500	1	2	3	2.3	2	3	1	0	1	11	17.7
vs Gonzaga	11/24/2025	*	28:21	4-15	.267	2-10	.200	3-3	1.000	1	2	3	2.5	2	2	0	0	1	13	16.5
vs UNLV	11/25/2025	*	24:57	9-14	.643	5-6	.833	3-3	1.000	1	3	4	2.8	3	4	2	0	0	26	18.4
vs Maryland	11/26/2025	*	26:57	5-9	.556	5-7	.714	2-2	1.000	0	3	3	2.8	2	10	2	0	0	17	18.2
Totals		**6**	**179:01**	**38-80**	**.475**	**21-49**	**.429**	**12-13**	**.923**	**3**	**14**	**17**	**2.8**	**16**	**26**	**6**	**0**	**3**	**109**	**18.2**

Player Averages

Games Played	Minutes/ game	Points/ game	FG Pct	3FG Pct	FT Pct	Rebounds/ game	Assists/ game	Turnovers/ game	Assist/Turnover ratio	Steals/ game	Blocks/ game
6	29.8	18.2	47.5	42.9	92.3	2.8	4.3	1.0	4.3	0.5	0.0

2024-25

- Played in all 37 games coming off the bench, averaging 11.4 points, 1.9 rebounds and 1.9 assists
- Scored 422 points throughout the season, which ranks No. 101 on UA's all-time single-season scoring list
- Led UA in three-point percentage, shooting 41.2 percent from beyond the arc
- Scored 10 or more points in 24 games coming off the bench, which led the SEC
- Scored a career-high 26 points on Dec. 29 vs. South Dakota State converting a career-high eight three-pointers
- Led UA in three-pointers made in 11 contests
- Scored 23 points in the Sweet 16 vs. BYU, shooting 50 percent from the field and converted six three-pointers
- After scoring 257 points during his freshman season, Holloway increased his point total to 422 points

2023-24 (Auburn)

- A 2024 SEC All-Freshman Team selection
- Played in all 35 games including 26 starts as a freshman last season
- Averaged 7.3 points, 1.5 rebounds and 2.7 assists per game
- Made 52 three-pointers, which ranked No. 9 for most three-pointers made by a freshman in Auburn history
- Two-time SEC Freshman of the Week on Nov. 13 and Dec. 11
- Scored a season-high 24 points on Dec. 9 vs. Indiana

Prep

- A 2023 McDonald's High School All-American
- A five star recruit, Holloway was ranked as the No. 21 overall in the Class of 2023 by ESPN, No. 27 overall by 247Sports and No. 33 overall by Rivals
- The No. 6 point guard prospect in the class of 2023
- Led Prolific Prep to the No. 3 national ranking and 36-1 overall record averaging a team-best 18.5 points, 5.1 assists and 4.4 rebounds per game as a senior
- Started his playing career at Matthews (N.C.) Covenant Day School where he averaged 21.9 points, 5.3 rebounds, 2.7 assists and 2.3 steals per game

HOLLOWAY'S CAREER STATS

Year	GP	GS	Min	Avg	FG	FGA	Pct	3FG	3FGA	Pct	FT	FTA	Pct	Off	Def	Tot	Avg	PF	FO	Ast	TO	Blk	Stl	Pts	Avg
2023-24*	35	26	702	20.1	82	258	.318	52	172	.302	41	53	.774	9	42	51	1.5	43	0	94	31	1	16	257	7.3
2024-25	37	0	782	21.1	145	312	.465	87	211	.412	45	58	.776	8	63	71	1.9	63	0	72	44	1	23	422	11.4
2025-26	6	6	179	29.8	38	80	.475	21	49	.429	12	13	.923	3	14	17	2.8	16	1	26	6	0	3	109	18.2
TOTAL	**78**	**32**	**1663**	**21.3**	**265**	**650**	**.408**	**160**	**432**	**.370**	**98**	**124**	**.790**	**20**	**119**	**139**	**1.8**	**122**	**1**	**192**	**81**	**2**	**42**	**788**	**10.1**

**Stats are from Auburn*

#3 LATRELL WRIGHTSELL JR.

Omaha, Neb.
Cal State Fullerton
Omaha Central HS

Guard / Graduate / 6-3 / 195

CAREER HIGHS

Points	29	vs. UC Riverside (01/05/23)
Rebounds	10	3x, last at LSU (2/10/24)
Assists	9	vs Vermont (11/13/22)
Steals	7	vs. CSU Bakersfield (01/16/23)
Blocks	1	8x, last vs. Purdue (11/13/25)
Minutes	43	vs. ETSU (11/18/22)
Field Goals	11	at Pacific (11/18/22)
FG Att.	21	at Pacific (11/18/22)
3-Point FG	6	2x, last at LSU (2/10/24)
3-Point Att.	11	2x, last vs. Long Beach 02/02/23
Free Throws	8	2x, last vs. Vermont (11/13/22)
FT Att.	9	vs. Vermont (11/13/22)

2025-26 SEASON HIGHS

Points	17	at St. John's (11/8/25)
Rebounds	3	2x, last vs. Purdue (11/13/25)
Assists	3	2x, last vs. Illinois (11/19/25)
Steals	4	at St. John's (11/8/25)
Blocks	1	vs. Purdue (11/13/25)
Minutes	30	vs. Purdue (11/13/25)
Field Goals	6	at St. John's (11/8/25)
FG Att.	13	at St. John's (11/8/25)
3-Point FG	4	at St. John's (11/8/25)
3-Point Att.	8	at St. John's (11/8/25)
Free Throws	1	2x, last vs. Purdue (11/13/25)
FT Att.	3	at St. John's (11/8/25)

MISCELLANEOUS STATS

CATEGORY	2025-26	CAREER
Double-digit scoring	1	53
20+ point games	0	11
Double-digit rebounding	0	3
Double-doubles	0	3
Led UA in scoring	0	7
Led UA in rebounding	0	5
Led UA in three-pointers	0	35
Led UA in assists	0	26
Led UA in steals	1	33
Led UA in blocks	1	8
5+ assist games	0	5
3+ three-pointers	1	30
3+ steal games	1	13
3+ block games	0	0

WRIGHTSELL JR.'S SEASON STATS

2025-26 Alabama Men's Basketball
Individual Game-by-Game
All games

Page 3/15
as of Nov 27, 2025

#3 WRIGHTSELL JR., Latrell

				Total		3-Pointers		Free throws		Rebounds											
Opponent	Date	GS	MIN	FG-FGA	PCT	3FG-3FGA	PCT	FT-FTA	PCT	OFF	DEF	TOT	AVG	PF	A	TO	BLK	STL	PTS	AVG
at St. John's (NY)	11/08/2025		22:29	6-13	.462	4-8	.500	1-3	.333	0	3	3	3.0	1	3	0	0	4	17	17.0
Purdue	11/13/2025		30:05	2-9	.222	1-6	.167	1-1	1.000	0	3	3	3.0	0	2	0	1	0	6	11.5
vs Illinois	11/19/2025	*	25:53	2-5	.400	1-4	.250	0-0	.000	0	1	1	2.3	0	3	2	0	0	5	9.3
Totals		**1**	**78:27**	**10-27**	**.370**	**6-18**	**.333**	**2-4**	**.500**	**0**	**7**	**7**	**2.3**	**1**	**8**	**2**	**1**	**4**	**28**	**9.3**

Player Averages

Games Played	Minutes/ game	Points/ game	FG Pct	3FG Pct	FT Pct	Rebounds/ game	Assists/ game	Turnovers/ game	Assist/Turnover ratio	Steals/ game	Blocks/ game
3	26.2	9.3	37.0	33.3	50.0	2.3	2.7	0.7	4.0	1.3	0.3

2024-25

- Ended the season with 1,166 career points
- Played in eight games before suffering a season-ending surgery on Nov. 30 vs. Oregon
- Scored double figures in six of the eight games played, including a season-high 16 points on Nov. 16 vs. Illinois
- Ranked third on the team in scoring during the first eight games of the season
- Averaged 11.5 points, 1.8 rebounds and 2.0 assists per game while shooting 42 percent from three-point range

2023-24

- Ended the season with 1,074 career points
- Played in 31 games including 12 starts
- Averaged 8.9 points, 3.0 rebounds, 1.4 assists and 1.1 steals per game
- Shot a team-best 44.7 percent from three-point range, which ranked as the fourth highest average by an Alabama player in a single season
- Scored double-figures in 10 games this season, eight of which came during SEC play
- Averaged 11.4 points, 3.2 rebounds and 1.4 assists per game during SEC play
- Posted a double-double on Feb. 10 at LSU recording a season-high 21 points and 10 rebounds
- During the NCAA Tournament averaged 52.9 percent from the field and 63.6 percent from three-point range
- Alabama was 10-0 this season when Wrightsell Jr. scored double-figures

2020-23 (Cal State Fullerton)

- Earned First Team All-Big West honors in 2023
- Named to the 2023 Big West All-Tournament Team
- Averaged a team-high 16.3 points per game along with 4.5 rebounds and 2.4 assists per game
- Ranked No. 3 in the Big West Conference in three-pointers per game (2.4)
- Shot 42.4 percent from the field, 38.3 percent from three-point range and 81.3 percent from the free throw line in 2023
- Helped lead Cal State Fullerton to a Big West Tournament championship and an appearance in the NCAA Tournament in 2022

Prep

- Attended Omaha Central high school where he was named a First Team All-Nebraska honoree in 2020
- Ranked as the No. 3 player in the state of Nebraska
- Averaged 24 points, 5 rebounds, 3 assists and 3 steals while leading Omaha Central to a 21-4 record during his senior season
- Set the Omaha Central scoring record with 43 points in a single game
- Led Omaha Central to four consecutive state tournaments

WRIGHTSELL JR.'S CAREER STATS

Year	GP	GS	Min	Avg	FG	FGA	Pct	3FG	3FGA	Pct	FT	FTA	Pct	Off	Def	Tot	Avg	PF	FO	Ast	TO	Blk	Stl	Pts	Avg
2020-21*	11	9	270	24.6	27	72	.375	10	28	.357	35	37	.946	2	18	20	1.8	20	0	22	22	0	15	99	9.0
2021-22*	31	20	833	26.9	70	197	.355	21	79	.266	47	54	.870	8	78	86	2.8	40	0	53	42	2	25	208	6.7
2022-23*	30	29	997	33.2	172	406	.424	72	188	.383	74	91	.813	10	125	135	4.5	65	1	71	61	3	45	490	16.3
2023-24	31	12	732	23.6	91	204	.446	68	152	.447	27	27	1.000	22	70	92	3.0	60	1	43	19	2	34	277	8.9
2024-25	8	5	205	25.7	28	56	.500	19	45	.422	17	20	.850	4	10	14	1.8	13	0	16	10	1	4	92	11.5
2025-26	3	1	78	26.2	10	27	.370	6	18	.333	2	4	.500	0	7	7	2.3	1	0	8	2	1	4	28	9.3
TOTAL	**114**	**76**	**3117**	**27.3**	**398**	**962**	**.414**	**196**	**510**	**.384**	**202**	**233**	**.867**	**46**	**308**	**354**	**3.1**	**199**	**2**	**213**	**156**	**9**	**127**	**1194**	**10.5**

#4 DAVION HANNAH

Milwaukee, Wisc.
Link Academy

Guard / Freshman / 6-4 / 223

CAREER HIGHS

Points	12	vs. Maryland (11/26/25)
Rebounds	4	vs. Maryland (11/26/25)
Assists	2	2x, last vs. Maryland (11/26/25)
Steals	3	vs. North Dakota (11/3/25)
Blocks	1	at St. John's (11/8/25)
Minutes	25	2x, last vs. UNLV (11/25/25)
Field Goals	5	vs. Maryland (11/26/25)
FG Att.	7	2x, last vs. Maryland (11/26/25)
3-Point FG	1	2x, last vs. Maryland (11/26/25)
3-Point Att.	2	2x, last vs. Maryland (11/26/25)
Free Throws	1	2x, last vs. Maryland (11/26/25)
FT Att.	2	2x, last vs. Maryland (11/26/25)

2025-26 SEASON HIGHS

Points	12	vs. Maryland (11/26/25)
Rebounds	4	vs. Maryland (11/26/25)
Assists	2	2x, last vs. Maryland (11/26/25)
Steals	3	vs. North Dakota (11/3/25)
Blocks	1	at St. John's (11/8/25)
Minutes	25	2x, last vs. UNLV (11/25/25)
Field Goals	5	vs. Maryland (11/26/25)
FG Att.	7	2x, last vs. Maryland (11/26/25)
3-Point FG	1	2x, last vs. Maryland (11/26/25)
3-Point Att.	2	2x, last vs. Maryland (11/26/25)
Free Throws	1	2x, last vs. Maryland (11/26/25)
FT Att.	2	2x, last vs. Maryland (11/26/25)

MISCELLANEOUS STATS

CATEGORY	2025-26	CAREER
Double-digit scoring	1	1
20+ point games	0	0
Double-digit rebounding	0	0
Double-doubles	0	0
Led UA in scoring	0	0
Led UA in rebounding	0	0
Led UA in three-pointers	0	0
Led UA in assists	0	0
Led UA in steals	1	1
Led UA in blocks	0	0
5+ assist games	0	0
3+ three-pointers	0	0
3+ steal games	1	1
3+ block games	0	0

HANNAH'S NOTES

2025-26 Alabama Men's Basketball
Individual Game-by-Game
All games

as of Nov 27, 2025

#4 HANNAH, Davion

				Total		3-Pointers		Free throws		Rebounds											
Opponent	Date	GS	MIN	FG-FGA	PCT	3FG-3FGA	PCT	FT-FTA	PCT	OFF	DEF	TOT	AVG	PF	A	TO	BLK	STL	PTS	AVG
North Dakota	11/03/2025		25:24	4-7	.571	0-2	.000	1-2	.500	0	3	3	3.0	2	2	4	0	3	9	9.0
at St. John's (NY)	11/08/2025		02:12	0-1	.000	0-0	.000	0-0	.000	0	0	0	1.5	0	0	0	1	0	0	4.5
Purdue	11/13/2025		04:36	0-0	.000	0-0	.000	0-0	.000	1	0	1	1.3	1	1	0	0	0	0	3.0
vs Illinois	11/19/2025		04:52	1-2	.500	1-1	1.000	0-0	.000	0	1	1	1.3	0	0	1	0	0	3	3.0
vs Gonzaga	11/24/2025		04:13	0-0	.000	0-0	.000	0-0	.000	0	0	0	1.0	0	0	0	0	0	0	2.4
vs UNLV	11/25/2025		24:36	0-0	.000	0-0	.000	0-0	.000	0	1	1	1.0	0	1	0	0	1	0	2.0
vs Maryland	11/26/2025		16:01	5-7	.714	1-2	.500	1-2	.500	0	4	4	1.4	0	2	0	0	1	12	3.4
Totals		**0**	**81:54**	**10-17**	**.588**	**2-5**	**.400**	**2-4**	**.500**	**1**	**9**	**10**	**1.4**	**3**	**6**	**5**	**1**	**5**	**24**	**3.4**

Player Averages

Games Played	Minutes/ game	Points/ game	FG Pct	3FG Pct	FT Pct	Rebounds/ game	Assists/ game	Turnovers/ game	Assist/Turnover ratio	Steals/ game	Blocks/ game
7	11.7	3.4	58.8	40.0	50.0	1.4	0.9	0.7	1.2	0.7	0.1

Prep

- A four-star recruit, Hannah is the No. 1 rated recruit from Wisconsin and No. 42 overall by On3
- Ranked as the No. 3 combo guard in the country by On3
- A 2025 McDonald's All-American nominee along with fellow UA signee, London Jemison
- Named to the Naismith High School Player of the Year Watch List alongside fellow signee London Jemison
- Participated in the NBPA Top 100 Camp
- Finished his high school career at Link Academy in Missouri, where current Alabama guard Labaron Philon finished his prep career
- Led Link Academy as the Geico National Championship Runner-Up and the No. 2 school in the nation
- Chose Alabama over Minnesota, Mississippi State and Wisconsin

HANNAH'S CAREER STATS

Year	GP	GS	Min	Avg	FG	FGA	Pct	3FG	3FGA	Pct	FT	FTA	Pct	Off	Def	Tot	Avg	PF	FO	Ast	TO	Blk	Stl	Pts	Avg
2025-26	7	0	82	11.7	10	17	.588	2	5	.400	2	4	.500	1	9	10	1.4	3	0	6	5	1	5	24	3.4
TOTAL	**7**	**0**	**82**	**11.7**	**10**	**17**	**.588**	**2**	**5**	**.400**	**2**	**4**	**.500**	**1**	**9**	**10**	**1.4**	**3**	**0**	**6**	**5**	**1**	**5**	**24**	**3.4**

5
AMARI ALLEN

Green Bay, Wisc.
Ashwaunenon HS

Forward / Freshman / 6-8 / 205

CAREER HIGHS

Points	14	vs. Gonzaga (11/24/25)
Rebounds	11	vs. Illinois (11/19/25)
Assists	6	2x, last vs. Maryland (11/26/25)
Steals	3	vs. North Dakota (11/3/25)
Blocks	2	vs. UNLV (11/25/25)
Minutes	32	vs. North Dakota (11/3/25)
Field Goals	4	4x, last vs. Maryland (11/26/25)
FG Att.	9	vs. North Dakota (11/3/25)
3-Point FG	2	5x, last vs. Maryland (11/26/25)
3-Point Att.	6	vs. North Dakota (11/3/25)
Free Throws	4	vs. Gonzaga (11/24/25)
FT Att.	6	vs. Gonzaga (11/24/25)

2025-26 SEASON HIGHS

Points	14	vs. Gonzaga (11/24/25)
Rebounds	11	vs. Illinois (11/19/25)
Assists	6	2x, last vs. Maryland (11/26/25)
Steals	3	vs. North Dakota (11/3/25)
Blocks	2	vs. UNLV (11/25/25)
Minutes	32	vs. North Dakota (11/3/25)
Field Goals	4	4x, last vs. Maryland (11/26/25)
FG Att.	9	vs. North Dakota (11/3/25)
3-Point FG	2	5x, last vs. Maryland (11/26/25)
3-Point Att.	6	vs. North Dakota (11/3/25)
Free Throws	4	vs. Gonzaga (11/24/25)
FT Att.	6	vs. Gonzaga (11/24/25)

MISCELLANEOUS STATS

CATEGORY	2025-26	CAREER
Double-digit scoring	4	4
20+ point games	0	0
Double-digit rebounding	2	2
Double-doubles	0	0
Led UA in scoring	0	0
Led UA in rebounding	2	2
Led UA in three-pointers	1	1
Led UA in assists	1	1
Led UA in steals	2	2
Led UA in blocks	1	1
5+ assist games	3	3
3+ three-pointers	0	0
3+ steal games	1	1
3+ block games	0	0

ALLEN'S NOTES

2025-26 Alabama Men's Basketball
Individual Game-by-Game
All games

Page 5/15
as of Nov 27, 2025

#5 ALLEN, Amari

				Total		3-Pointers		Free throws		Rebounds										
Opponent	**Date**	**GS**	**MIN**	**FG-FGA**	**PCT**	**3FG-3FGA**	**PCT**	**FT-FTA**	**PCT**	**OFF**	**DEF**	**TOT**	**AVG**	**PF**	**A**	**TO**	**BLK**	**STL**	**PTS**	**AVG**
North Dakota	11/03/2025	*	31:54	4-9	.444	2-6	.333	2-2	1.000	1	6	7	7.0	3	5	1	1	3	12	12.0
at St. John's (NY)	11/08/2025		24:29	3-8	.375	0-2	.000	0-1	.000	2	8	10	8.5	2	2	1	1	1	6	9.0
Purdue	11/13/2025		19:53	1-4	.250	1-2	.500	0-0	.000	0	4	4	7.0	2	1	0	0	1	3	7.0
vs Illinois	11/19/2025		29:02	3-8	.375	2-4	.500	1-3	.333	2	9	11	8.0	5	4	3	0	1	9	7.5
vs Gonzaga	11/24/2025		29:37	4-7	.571	2-4	.500	4-6	.667	1	3	4	7.2	2	1	1	0	2	14	8.8
vs UNLV	11/25/2025		17:52	4-6	.667	2-4	.500	3-4	.750	1	4	5	6.8	1	6	3	2	0	13	9.5
vs Maryland	11/26/2025		27:22	4-7	.571	2-4	.500	0-0	.000	1	6	7	6.9	2	6	0	1	0	10	9.6
Totals		**1**	**180:09**	**23-49**	**.469**	**11-26**	**.423**	**10-16**	**.625**	**8**	**40**	**48**	**6.9**	**17**	**25**	**9**	**5**	**8**	**67**	**9.6**

Player Averages

Games Played	Minutes/ game	Points/ game	FG Pct	3FG Pct	FT Pct	Rebounds/ game	Assists/ game	Turnovers/ game	Assist/Turnover ratio	Steals/ game	Blocks/ game
7	25.7	9.6	46.9	42.3	62.5	6.9	3.6	1.3	2.8	1.1	0.7

Prep

- Ranked as a four-star recruit by On3 and the No. 2 player from the state of Wisconsin
- Tabbed as the No. 17-ranked small forward in the country and the No. 72 overall recruit
- Named the 2025 Wisconsin Gatorade Player of the Year
- Averaged 34.1 points, 11.5 rebounds and 8.5 assists during his senior season at Ashwaubenon
- Participated in the NBPA Top 100 Camp alongside fellow signees London Jemison and Davion Hannah
- Attended IMG Academy before returning home to Wisconsin, finishing his high school career at Ashwaubenon
- Chose Alabama over Cincinnati, Missouri, Ohio State and Wisconsin

ALLEN'S CAREER STATS

Year	GP	GS	Min	Avg	FG	FGA	Pct	3FG	3FGA	Pct	FT	FTA	Pct	Off	Def	Tot	Avg	PF	FO	Ast	TO	Blk	Stl	Pts	Avg
2025-26	7	1	180	25.7	23	49	.469	11	26	.423	10	16	.525	8	40	48	6.9	17	1	25	9	5	8	67	9.6
TOTAL	**7**	**1**	**180**	**25.7**	**23**	**49**	**.469**	**11**	**26**	**.423**	**10**	**16**	**.525**	**8**	**40**	**48**	**6.9**	**17**	**1**	**25**	**9**	**5**	**8**	**67**	**9.6**

#6 LONDON JEMISON

Bloomfield, Conn.
St. Thomas More

Forward / Freshman / 6-8 / 205

CAREER HIGHS

Points	18	vs. UNLV (11/25/25)
Rebounds	5	vs. UNLV (11/25/25)
Assists	1	vs. Maryland (11/26/25)
Steals	2	vs. Maryland (11/26/25)
Blocks	2	vs. Maryland (11/26/25)
Minutes	24	vs. North Dakota (11/3/25)
Field Goals	5	vs. UNLV (11/25/25)
FG Att.	11	vs. North Dakota (11/3/25)
3-Point FG	2	2x, last vs. UNLV (11/25/25)
3-Point Att.	6	vs. North Dakota (11/3/25)
Free Throws	6	vs. UNLV (11/25/25)
FT Att.	7	vs. UNLV (11/25/25)

2025-26 SEASON HIGHS

Points	18	vs. UNLV (11/25/25)
Rebounds	5	vs. UNLV (11/25/25)
Assists	1	vs. Maryland (11/26/25)
Steals	2	vs. Maryland (11/26/25)
Blocks	2	vs. Maryland (11/26/25)
Minutes	24	vs. North Dakota (11/3/25)
Field Goals	5	vs. UNLV (11/25/25)
FG Att.	11	vs. North Dakota (11/3/25)
3-Point FG	2	2x, last vs. UNLV (11/25/25)
3-Point Att.	6	vs. North Dakota (11/3/25)
Free Throws	6	vs. UNLV (11/25/25)
FT Att.	7	vs. UNLV (11/25/25)

MISCELLANEOUS STATS

CATEGORY	2025-26	CAREER
Double-digit scoring	2	2
20+ point games	0	0
Double-digit rebounding	0	0
Double-doubles	0	0
Led UA in scoring	0	0
Led UA in rebounding	0	0
Led UA in three-pointers	0	0
Led UA in assists	0	0
Led UA in steals	1	1
Led UA in blocks	0	0
5+ assist games	0	0
3+ three-pointers	0	0
3+ steal games	0	0
3+ block games	0	0

JEMISON'S NOTES

2025-26 Alabama Men's Basketball
Individual Game-by-Game
All games

as of Nov 27, 2025

#6 JEMISON, London

				Total		3-Pointers		Free throws		Rebounds											
Opponent	Date	GS	MIN	FG-FGA	PCT	3FG-3FGA	PCT	FT-FTA	PCT	OFF	DEF	TOT	AVG	PF	A	TO	BLK	STL	PTS	AVG
North Dakota	11/03/2025		24:12	4-11	.364	1-6	.167	3-5	.600	2	2	4	4.0	3	0	0	0	1	12	12.0
at St. John's (NY)	11/08/2025		08:16	0-0	.000	0-0	.000	0-0	.000	0	2	2	3.0	0	0	0	0	0	0	6.0
Purdue	11/13/2025		05:58	1-4	.250	0-3	.000	0-0	.000	0	0	0	2.0	0	0	0	0	0	2	4.7
vs Illinois	11/19/2025		02:43	0-0	.000	0-0	.000	0-0	.000	0	1	1	1.8	1	0	0	0	0	0	3.5
vs Gonzaga	11/24/2025		08:18	2-2	1.000	2-2	1.000	0-0	.000	0	4	4	2.2	4	0	1	0	0	6	4.0
vs UNLV	11/25/2025		23:46	5-7	.714	2-3	.667	6-7	.857	2	3	5	2.7	0	0	2	0	0	18	6.3
vs Maryland	11/26/2025		20:18	4-6	.667	1-3	.333	2-2	1.000	1	3	4	2.9	0	1	1	2	2	11	7.0
Totals		**0**	**93:31**	**16-30**	**.533**	**6-17**	**.353**	**11-14**	**.786**	**5**	**15**	**20**	**2.9**	**8**	**1**	**4**	**2**	**3**	**49**	**7.0**

Player Averages

Games Played	Minutes/ game	Points/ game	FG Pct	3FG Pct	FT Pct	Rebounds/ game	Assists/ game	Turnovers/ game	Assist/Turnover ratio	Steals/ game	Blocks/ game
7	13.4	7.0	53.3	35.3	78.6	2.9	0.1	0.6	0.3	0.4	0.3

Prep

- A four-star recruit, London is ranked as the No. 1 player from the state of Connecticut and the No. 7 player at his position
- Ranked No. 33 overall in the country and the No. 7 power forward in the country
- A 2025 McDonald's All-American nominee along with fellow UA Signee, Davion Hannah
- Along with fellow signee Allen, Jemison participated in the NBPA Top 100 Camp
- Joined Hannah on the Naismith High School Player of the Year Watch List
- Averaged 14.3 points, 4.7 rebounds, 2.2 assists and 1.2 blocks per game for Expressions Elite on the Nike EYBL Circuit where he earned All-Defensive team honors
- Attended St. Thomas More, which has produced over 12 NBA alumni which include Andre Drummond and Damion Lee
- Prior to St. Thomas More, Jemison won CIAC Division I title while attending Northwest Catholic
- Chose Alabama over Syracuse, Louisville and Vanderbilt

JEMISON'S CAREER STATS

Year	GP	GS	Min	Avg	FG	FGA	Pct	3FG	3FGA	Pct	FT	FTA	Pct	Off	Def	Tot	Avg	PF	FO	Ast	TO	Blk	Stl	Pts	Avg
2025-26	7	0	94	13.4	16	30	.533	6	17	.353	11	14	.786	5	15	20	2.9	8	0	1	4	2	3	49	7.0
TOTAL	**7**	**0**	**94**	**13.4**	**16**	**30**	**.533**	**6**	**17**	**.353**	**11**	**14**	**.786**	**5**	**15**	**20**	**2.9**	**8**	**0**	**1**	**4**	**2**	**3**	**49**	**7.0**

7
TAYLOR
BOL BOWEN

Jericho, Vt.
Florida State
Brewster Academy

Forward / Junior / 6-10 / 202

CAREER HIGHS

Points	20	vs. Georgia Tech (1/18/25)
Rebounds	13	vs. Winthrop (12/17/24)
Assists	3	3x, last vs. Pitt (1/15/25)
Steals	4	at Miami (1/17/24)
Blocks	4	3x, last vs. Miami (2/19/25)
Minutes	35	at California (1/22/25)
Field Goals	7	vs. Georgia Tech (1/18/25)
FG Att.	10	2x, last vs. Clemson (2/15/25)
3-Point FG	4	at Miami (1/8/25)
3-Point Att.	6	3x, last vs. Illinois (11/19/25)
Free Throws	7	vs. Northern Kentucky (11/4/24)
FT Att.	7	vs. Northern Kentucky (11/4/24)

2025-26 SEASON HIGHS

Points	17	at St. John's (11/8/25)
Rebounds	9	at St. John's (11/8/25)
Assists	1	3x, last vs. Gonzaga (11/24/25)
Steals	2	2x, last vs. Purdue (11/13/25)
Blocks	2	2x, last vs. Illinois (11/19/25)
Minutes	28	at St. John's (11/8/25)
Field Goals	6	at St. John's (11/8/25)
FG Att.	9	vs. Maryland (11/26/25)
3-Point FG	3	vs. Purdue (11/13/25)
3-Point Att.	6	2x, last vs. Illinios (11/19/25)
Free Throws	6	vs. North Dakota (11/3/25)
FT Att.	6	2x, last at St. John's (11/8/25)

MISCELLANEOUS STATS

CATEGORY	2025-26	CAREER
Double-digit scoring	5	13
20+ point games	0	1
Double-digit rebounding	0	2
Double-doubles	0	2
Led UA in scoring	0	0
Led UA in rebounding	0	0
Led UA in three-pointers	0	0
Led UA in assists	0	0
Led UA in steals	0	0
Led UA in blocks	3	3
5+ assist games	0	0
3+ three-pointers	1	4
3+ steal games	0	4
3+ block games	0	7

BOL BOWEN'S NOTES

2025-26 Alabama Men's Basketball
Individual Game-by-Game
All games

Page 7/15
as of Nov 27, 2025

#7 BOWEN, Taylor Bol

				Total		3-Pointers		Free throws		Rebounds										
Opponent	Date	GS	MIN	FG-FGA	PCT	3FG-3FGA	PCT	FT-FTA	PCT	OFF	DEF	TOT	AVG	PF	A	TO	BLK	STL	PTS	AVG
North Dakota	11/03/2025	*	17:39	1-4	.250	0-2	.000	6-6	1.000	0	3	3	3.0	0	1	2	1	0	8	8.0
at St. John's (NY)	11/08/2025	*	28:29	6-7	.857	1-2	.500	4-6	.667	4	5	9	6.0	3	1	1	2	2	17	12.5
Purdue	11/13/2025	*	25:30	4-7	.571	3-6	.500	2-2	1.000	0	2	2	4.7	4	0	1	1	2	13	12.7
vs Illinois	11/19/2025	*	24:40	4-8	.500	2-6	.333	2-2	1.000	0	3	3	4.3	4	0	0	2	0	12	12.5
vs Gonzaga	11/24/2025	*	13:53	1-3	.333	0-1	.000	0-0	.000	1	3	4	4.2	5	1	0	0	0	2	10.4
vs UNLV	11/25/2025	*	20:27	3-6	.500	1-4	.250	5-5	1.000	0	7	7	4.7	2	0	0	1	1	12	10.7
vs Maryland	11/26/2025	*	22:50	5-9	.556	0-3	.000	2-2	1.000	1	4	5	4.7	1	0	0	1	0	12	10.9
Totals		**7**	**153:28**	**24-44**	**.545**	**7-24**	**.292**	**21-23**	**.913**	**6**	**27**	**33**	**4.7**	**19**	**3**	**4**	**8**	**5**	**76**	**10.9**

Player Averages

Games Played	Minutes/ game	Points/ game	FG Pct	3FG Pct	FT Pct	Rebounds/ game	Assists/ game	Turnovers/ game	Assist/Turnover ratio	Steals/ game	Blocks/ game
7	21.9	10.9	54.5	29.2	91.3	4.7	0.4	0.6	0.8	0.7	1.1

2024-25 (Florida State)

- Totaled 329 points, 233 rebounds and 32 assists at Florida State
- Averaged 5.5 points, 3.9 rebounds and 0.5 assists in his two seasons at Florida State
- Averaged 8.0 points, 5.2 rebounds and 0.8 assists during his sophomore season at FSU while shooting 48 percent from the field and 41 percent from three-point range
- Scored double-figures in six ACC contests last season, including a season-high 20 points on Jan. 18 vs. Georgia Tech
- Posted two double-doubles throughout his sophomore season

Prep

- Originally from Egypt, Bowen moved to Jericho, Vt. And played two seasons at Brewster Academy
- Led Brewster Academy to a pair of Elite Eight appearances in the National Prep Championship Tournament
- Won the NEPSAC Class Triple A Championship during his junior season and was the NEPSAC runner-up in his senior season
- Was a 2023 McDonald's All-American nominee
- Played in the 2023 Nike Hoops Summit
- Played his first two seasons at St. George School in Rhode Island where he was ranked as the No. 17 ranked recruit by ESPN
- Led St. George to the ISL Championship during his sophomore season

BOL BOWEN'S CAREER STATS

Year	GP	GS	Min	Avg	FG	FGA	Pct	3FG	3FGA	Pct	FT	FTA	Pct	Off	Def	Tot	Avg	PF	FO	Ast	TO	Blk	Stl	Pts	Avg
2023-24*	31	0	338	10.9	37	80	.463	7	33	.212	16	24	.667	30	52	82	2.6	41	0	8	20	15	18	97	3.1
2024-25*	29	28	724	25.0	82	172	.477	29	70	,414	39	50	.780	35	116	151	5.2	47	0	24	42	43	29	232	8.0
2025-26	7	7	153	21.9	24	44	.545	7	24	.292	21	23	.913	6	27	33	4.7	19	1	23	4	8	5	76	10.9
TOTAL	**67**	**35**	**1216**	**18.1**	**143**	**296**	**.483**	**43**	**127**	**.339**	**76**	**97**	**.784**	**71**	**195**	**266**	**4.0**	**107**	**1**	**35**	**66**	**66**	**52**	**405**	**6.0**

**Stats are from Florida State*

10

KEITENN BRISTOW

Holliday, Texas
Tarleton State
Holliday HS

Forward / Sophomore / 6-10 / 240

CAREER HIGHS

Points	24	at Southern Utah (1/9/25)
Rebounds	11	vs. Gonzaga (11/24/25)
Assists	4	at UCF (12/8/24)
Steals	3	vs. Seattle U (2/15/25)
Blocks	3	vs. Florida A&M (12/29/24)
Minutes	38	2x, last at Seattle U (2/6/25)
Field Goals	9	2x, last at Southern Utah (1/9/25)
FG Att.	20	at Seattle U (2/6/25)
3-Point FG	4	2x, last at Southern Utah (1/9/25)
3-Point Att.	7	at Oklahoma State (12/18/24)
Free Throws	9	at Seattle U (2/6/25)
FT Att.	9	at Seattle U (2/6/25)

2025-26 SEASON HIGHS

Points	10	vs. Illinois (11/19/25)
Rebounds	11	vs. Gonzaga (11/24/25)
Assists	N/A	
Steals	1	2x, last vs. Gonzaga (11/24/25)
Blocks	1	vs. Illinois (11/19/25)
Minutes	20	vs. Illinois (11/19/25)
Field Goals	4	vs. Illinois (11/19/25)
FG Att.	9	vs. Gonzaga (11/24/25)
3-Point FG	N/A	
3-Point Att.	2	vs. Gonzaga (11/24/25)
Free Throws	3	vs. UNLV (11/25/25)
FT Att.	4	vs. UNLV (11/25/25)

MISCELLANEOUS STATS

CATEGORY	2025-26	CAREER
Double-digit scoring	1	14
20+ point games	0	2
Double-digit rebounding	1	2
Double-doubles	0	1
Led UA in scoring	0	0
Led UA in rebounding	1	1
Led UA in three-pointers	0	0
Led UA in assists	0	0
Led UA in steals	0	0
Led UA in blocks	0	0
5+ assist games	0	0
3+ three-pointers	0	2
3+ steal games	0	1
3+ block games	0	1

BRISTOW'S NOTES

2025-26 Alabama Men's Basketball
Individual Game-by-Game
All games

Page 8/15
as of Nov 27, 2025

#10 BRISTOW, Keitenn

				Total		3-Pointers		Free throws		Rebounds										
Opponent	Date	GS	MIN	FG-FGA	PCT	3FG-3FGA	PCT	FT-FTA	PCT	OFF	DEF	TOT	AVG	PF	A	TO	BLK	STL	PTS	AVG
vs Illinois	11/19/2025		19:37	4-7	.571	0-1	.000	2-3	.667	2	6	8	8.0	2	0	1	1	1	10	10.0
vs Gonzaga	11/24/2025		18:50	3-9	.333	0-2	.000	1-2	.500	3	8	11	9.5	2	0	3	0	1	7	8.5
vs UNLV	11/25/2025		11:55	0-2	.000	0-1	.000	3-4	.750	0	3	3	7.3	1	0	0	1	0	3	6.7
Totals		**0**	**50:22**	**7-18**	**.389**	**0-4**	**.000**	**6-9**	**.667**	**5**	**17**	**22**	**7.3**	**5**	**0**	**4**	**2**	**2**	**20**	**6.7**

Player Averages

Games Played	Minutes/ game	Points/ game	FG Pct	3FG Pct	FT Pct	Rebounds/ game	Assists/ game	Turnovers/ game	Assist/Turnover ratio	Steals/ game	Blocks/ game
3	16.8	6.7	38.9	0.0	66.7	7.3	0.0	1.3	0.0	0.7	0.7

2024-25 (Tarleton State)

- Named WAC Freshman of the Year, averaging 11.3 points, 4.4 rebounds and 1.4 assists per game
- Played in 23 games along with 19 starts
- Ranked in the top 40 in the nation among freshman in points per game while leading all WAC freshmen in scoring
- Scored a career-high 24 points on Jan. 9 at Southern Utah
- Scored double-figures in 13 games including 17 points on Dec. 18 at Oklahoma State

Prep

- Played for Kyle Tucker at Holliday high school where he was the 2023-24 UIL Player of the Year
- Tabbed as the THSCA 3A MVP during his senior season
- Named a 2024 Texas Mr. Basketball finalist while being a 3A All-State honoree
- Led Holliday high school to a 34-3 record during his senior season, advancing to the state semifinals

BRISTOW'S CAREER STATS

Year	GP	GS	Min	Avg	FG	FGA	Pct	3FG	3FGA	Pct	FT	FTA	Pct	Off	Def	Tot	Avg	PF	FO	Ast	TO	Blk	Stl	Pts	Avg
2023-24*	22	2	257	11.7	25	58	.431	3	13	.231	9	12	.750	12	26	38	1.7	34	1	16	19	2	9	62	2.8
2024-25*	32	31	1152	36.0	150	340	.441	49	129	.380	97	123	.789	40	108	148	4.6	83	1	55	81	17	48	446	13.9
2025-26	3	0	50	16.8	7	18	.389	0	4	.000	6	9	.667	5	17	22	7.3	5	0	0	4	2	2	20	6.7
TOTAL	**26**	**19**	**656**	**25.2**	**107**	**235**	**.455**	**21**	**68**	**.309**	**45**	**58**	**.776**	**37**	**84**	**121**	**4.7**	**82**	**5**	**32**	**63**	**22**	**27**	**280**	**10.8**

**Stats are from Tarleton State*

15

NOAH WILLIAMSON

Riga, Latvia
Bucknell
St. Thomas More

Center / Senior / 7-0 / 255

CAREER HIGHS

Points	32	at Southern Indiana (11/7/24)
Rebounds	16	2x, last vs. Loyola Maryland (1/29/25)
Assists	5	at Army (1/27/24)
Steals	4	vs. St. Bonaventure (12/4/24)
Blocks	5	vs. Richmond (11/16/24)
Minutes	44	vs. Richmond (11/16/24
Field Goals	12	at Army (2/8/25)
FG Att.	21	vs. Lafayette (1/8/25)
3-Point FG	6	at Colgate (1/20/25)
3-Point Att.	9	at Colgate (3/10/24)
Free Throws	14	at Southern Indiana (11/7/24)
FT Att.	18	at Southern Indiana (11/7/24)

2025-26 SEASON HIGHS

Points	4	vs. UNLV (11/25/25)
Rebounds	6	vs. UNLV (11/25/25)
Assists	2	2x, last vs. UNLV (11/25/25)
Steals	1	vs. Maryland (11/26/25)
Blocks	1	2x, last vs. Illinois (11/19/25)
Minutes	14	vs. North Dakota (11/3/25)
Field Goals	1	3x, last vs. UNLV (11/25/25)
FG Att.	3	vs. Maryland (11/26/25)
3-Point FG	1	vs. Purdue (11/13/25)
3-Point Att.	2	vs. Maryland (11/26/25)
Free Throws	2	2x, last vs. Maryland (11/26/25)
FT Att.	2	2x, last vs. Maryland (11/26/25)

MISCELLANEOUS STATS

CATEGORY	2025-26	CAREER
Double-digit scoring	0	25
20+ point games	0	14
Double-digit rebounding	0	10
Double-doubles	0	10
Led UA in scoring	0	0
Led UA in rebounding	0	0
Led UA in three-pointers	0	0
Led UA in assists	0	0
Led UA in steals	0	0
Led UA in blocks	0	0
5+ assist games	0	0
3+ three-pointers	0	2
3+ steal games	0	2
3+ block games	0	5

WILLIAMSON'S NOTES

2025-26 Alabama Men's Basketball
Individual Game-by-Game
All games

Page 9/15
as of Nov 27, 2025

#15 WILLIAMSON, Noah

				Total		3-Pointers		Free throws		Rebounds										
Opponent	Date	GS	MIN	FG-FGA	PCT	3FG-3FGA	PCT	FT-FTA	PCT	OFF	DEF	TOT	AVG	PF	A	TO	BLK	STL	PTS	AVG
North Dakota	11/03/2025		14:01	1-2	.500	0-1	.000	0-0	.000	0	4	4	4.0	3	2	0	0	0	2	2.0
at St. John's (NY)	11/08/2025		09:07	0-1	.000	0-0	.000	0-0	.000	2	1	3	3.5	3	0	0	1	0	0	1.0
Purdue	11/13/2025		09:05	1-3	.333	1-3	.333	0-1	.000	1	0	1	2.7	4	0	0	1	0	3	1.7
vs Illinois	11/19/2025		05:31	0-1	.000	0-1	.000	0-0	.000	0	0	0	2.0	0	0	0	1	0	0	1.3
vs Gonzaga	11/24/2025		04:00	0-2	.000	0-1	.000	0-0	.000	0	0	0	1.6	0	0	0	0	0	0	1.0
vs UNLV	11/25/2025		17:41	1-1	1.000	0-0	.000	2-2	1.000	2	4	6	2.3	4	2	3	0	0	4	1.5
vs Maryland	11/26/2025		12:15	0-3	.000	0-2	.000	2-2	1.000	0	1	1	2.1	1	0	1	0	1	2	1.6
Totals		**0**	**71:41**	**3-13**	**.231**	**1-8**	**.125**	**4-5**	**.800**	**5**	**10**	**15**	**2.1**	**15**	**4**	**4**	**3**	**1**	**11**	**1.6**

Player Averages

Games Played	Minutes/ game	Points/ game	FG Pct	3FG Pct	FT Pct	Rebounds/ game	Assists/ game	Turnovers/ game	Assist/Turnover ratio	Steals/ game	Blocks/ game
7	10.2	1.6	23.1	12.5	80.0	2.1	0.6	0.6	1.0	0.1	0.4

2023-25 (Bucknell)

- Recorded 983 points, 470 rebounds and 161 assists in three seasons at Bucknell
- Named the 2025 Patriot League Player of the Year averaging 17.6 points, 7.6 rebounds, 1.6 assists and 1.1 blocks per contest
- A 2025 Patriot League First Team and All-Defense honoree
- Posted 10 double-doubles in his final season at Bucknell, which ranked 39th in Division I
- Grabbed a career-high 16 rebounds on two separate occasions
- Averaged a conference-best 6.2 defensive rebounds during the 2024-25 season

Prep

- Born and raised in Latvia before coming to the United States in 2021-22 for a post-graduate year at St. Thomas More (Conn.), the same school as fellow UA teammate London Jemison
- Played for the U-16, U-18 and U-19 Latvian National Team
- Played for the Kristaps Porzingis Basketball Academy

WILLIAMSON'S CAREER STATS

Year	GP	GS	Min	Avg	FG	FGA	Pct	3FG	3FGA	Pct	FT	FTA	Pct	Off	Def	Tot	Avg	PF	FO	Ast	TO	Blk	Stl	Pts	Avg
2022-23*	17	0	86	5.1	11	15	.733	0	0	.000	4	4	1.000	5	17	22	1.3	9	0	0	7	4	4	26	1.5
2023-24*	32	31	868	27.1	146	295	.495	24	73	.329	79	123	.642	54	150	204	6.4	79	4	38	63	31	11	395	12.3
2024-25*	32	32	945	29.5	196	364	.538	28	88	.318	142	230	,617	45	199	244	7.6	81	3	50	91	35	27	562	17.6
2025-26	7	0	72	10.2	3	13	.231	1	8	.125	4	5	.800	5	10	15	2.1	15	0	4	4	3	1	11	1.6
TOTAL	**85**	**63**	**1936**	**22.8**	**355**	**681**	**.521**	**53**	**166**	**.319**	**225**	**358**	**.628**	**107**	**371**	**478**	**5.6**	**179**	**7**	**90**	**161**	**73**	**42**	**988**	**11.6**

**Stats are from Bucknell*

22

AIDEN SHERRELL

Detroit, Mich.
Prolific Prep

Forward / Sophomore / 6-11 / 255

CAREER HIGHS

Points	14	vs. Gonzaga (11/24/25)
Rebounds	9	2x, last vs. Maryland (11/26/25)
Assists	2	3x, last vs. Gonzaga (11/24/25)
Steals	2	vs. Illinois (11/20/24)
Blocks	5	vs. Maryland (11/26/25)
Minutes	30	vs. Gonzaga (11/24/25)
Field Goals	6	vs. Gonzaga (11/24/25)
FG Att.	9	3x, last vs. Gonzaga (11/24/25)
3-Point FG	2	4x, last vs. Duke (3/29/25)
3-Point Att.	5	vs. Creighton (12/14/24)
Free Throws	4	vs. Georgia (2/1/25)
FT Att.	5	2x, last vs. Gonzaga (11/24/25)

2025-26 SEASON HIGHS

Points	14	vs. Gonzaga (11/24/25)
Rebounds	9	vs. Maryland (11/26/25)
Assists	2	vs. Gonzaga (11/24/25)
Steals	1	4x, last vs. Maryland (11/26/25)
Blocks	5	vs. Maryland (11/26/25)
Minutes	30	vs. Gonzaga (11/24/25)
Field Goals	6	vs. Gonzaga (11/24/25)
FG Att.	9	2x, last vs. Gonzaga (11/24/25)
3-Point FG	1	3x, last vs. Illinois (11/19/25)
3-Point Att.	3	at St. John's (11/8/25)
Free Throws	3	vs. Illinois (11/19/25)
FT Att.	5	vs. Gonzaga (11/24/25)

MISCELLANEOUS STATS

CATEGORY	2025-26	CAREER
Double-digit scoring	2	4
20+ point games	0	0
Double-digit rebounding	0	0
Double-doubles	0	0
Led UA in scoring	0	0
Led UA in rebounding	2	3
Led UA in three-pointers	0	1
Led UA in assists	0	0
Led UA in steals	0	2
Led UA in blocks	3	6
5+ assist games	0	0
3+ three-pointers	0	0
3+ steal games	0	0
3+ block games	3	3

SHERRELL'S NOTES

NCAA

2025-26 Alabama Men's Basketball
Individual Game-by-Game
All games

as of Nov 27, 2025

#22 SHERRELL, Aiden

				Total		3-Pointers		Free throws		Rebounds											
Opponent	Date	GS	MIN	FG-FGA	PCT	3FG-3FGA	PCT	FT-FTA	PCT	OFF	DEF	TOT	AVG	PF	A	TO	BLK	STL	PTS	AVG
North Dakota	11/03/2025	*	20:08	3-5	.600	1-2	.500	2-3	.667	0	4	4	4.0	1	1	1	4	1	9	9.0
at St. John's (NY)	11/08/2025	*	16:53	4-9	.444	1-3	.333	0-0	.000	2	0	2	3.0	4	0	3	0	0	9	9.0
Purdue	11/13/2025	*	22:59	4-5	.800	1-2	.500	3-3	1.000	2	2	4	3.3	2	1	0	0	2	12	10.0
vs Illinois	11/19/2025	*	08:49	1-1	1.000	1-1	1.000	3-4	.750	1	1	2	3.0	4	0	1	0	1	6	9.0
vs Gonzaga	11/24/2025	*	30:02	6-9	.667	0-1	.000	2-5	.400	4	2	6	3.6	2	2	2	3	1	14	10.0
vs UNLV	11/25/2025	*	12:39	3-5	.600	0-0	.000	1-2	.500	4	4	8	4.3	0	1	0	1	0	7	9.5
vs Maryland	11/26/2025	*	22:32	5-7	.714	0-0	.000	1-2	.500	1	8	9	5.0	3	1	2	5	1	11	9.7
Totals		**7**	**134:02**	**26-41**	**.634**	**4-9**	**.444**	**12-19**	**.632**	**14**	**21**	**35**	**5.0**	**16**	**6**	**9**	**13**	**6**	**68**	**9.7**

Player Averages

Games Played	Minutes/ game	Points/ game	FG Pct	3FG Pct	FT Pct	Rebounds/ game	Assists/ game	Turnovers/ game	Assist/Turnover ratio	Steals/ game	Blocks/ game
7	19.1	9.7	63.4	44.4	63.2	5.0	0.9	1.3	0.7	0.9	1.9

2024-25

- Played in 36 games off the bench, averaging 3.4 points, 2.8 rebounds and 0.4 assists per game
- Scored double-digits in two contests, including a season-high 12 points on Feb. 1 vs. Georgia
- Grabbed a season-high nine rebounds in UA's season opener vs. UNC Asheville
- Made a season-high two three-pointers on four separate occasions, including twice during the NCAA Tournament against BYU and Duke
- Led Alabama in rebounding in the season opener, grabbing nine rebounds
- Won the Hard Hat award versus UNC Asheville and in the regular season finale at Auburn

Prep

- A 2024 McDonald's All-American
- One of three McDonald's All-Americans on Alabama's roster (Jalil Bethea and Aden Holloway)
- Ranked as the No. 21 overall recruit by ESPN, No. 23 by On3 and No. 30 by 247Sports in the 2024 class
- Ranked as the No. 4 center in the 2024 class by ESPN
- Played at Prolific Prep with fellow teammate Derrion Reid
- Averaged 18.8 points and 9.3 rebounds per game in the Overtime Elite League
- On the Nike EYBL Circuit, Sherrell averaged 13.0 points and 5.2 rebounds with Vegas Elite

SHERRELL'S CAREER STATS

Year	GP	GS	Min	Avg	FG	FGA	Pct	3FG	3FGA	Pct	FT	FTA	Pct	Off	Def	Tot	Avg	PF	FO	Ast	TO	Blk	Stl	Pts	Avg
2024-25	36	0	315	8.7	45	88	.511	14	42	.333	19	41	.463	38	64	102	2.8	46	1	13	15	7	8	123	3.4
2025-26	7	7	134	19.1	26	41	.634	4	9	.444	12	19	.632	14	21	35	5.0	16	0	6	9	13	6	68	9.7
TOTAL	**41**	**7**	**449**	**10.4**	**71**	**129**	**.550**	**18**	**51**	**.353**	**31**	**60**	**.517**	**52**	**85**	**137**	**3.2**	**62**	**1**	**19**	**24**	**20**	**14**	**191**	**4.4**

34
COLLINS ONYEJIAKA

Abuja, Nigeria
The Newman School

Center / Freshman / 6-11 / 265

CAREER HIGHS

Points	2	vs. North Dakota (11/3/25)
Rebounds	5	vs. North Dakota (11/3/25)
Assists	N/A	
Steals	N/A	
Blocks	N/A	
Minutes	6	vs. North Dakota (11/3/25)
Field Goals	1	vs. North Dakota (11/3/25)
FG Att.	1	vs. North Dakota (11/3/25)
3-Point FG	N/A	
3-Point Att.	N/A	
Free Throws	N/A	
FT Att.	2	vs. North Dakota (11/3/25)

2025-26 SEASON HIGHS

Points	2	vs. North Dakota (11/3/25)
Rebounds	5	vs. North Dakota (11/3/25)
Assists	N/A	
Steals	N/A	
Blocks	N/A	
Minutes	6	vs. North Dakota (11/3/25)
Field Goals	1	vs. North Dakota (11/3/25)
FG Att.	1	2x, last at St. John's (11/8/25)
3-Point FG	N/A	
3-Point Att.	N/A	
Free Throws	N/A	
FT Att.	2	vs. North Dakota (11/3/25)

MISCELLANEOUS STATS

CATEGORY	2025-26	CAREER
Double-digit scoring	0	0
20+ point games	0	0
Double-digit rebounding	0	0
Double-doubles	0	0
Led UA in scoring	0	0
Led UA in rebounding	0	0
Led UA in three-pointers	0	0
Led UA in assists	0	0
Led UA in steals	0	0
Led UA in blocks	0	0
5+ assist games	0	0
3+ three-pointers	0	0
3+ steal games	0	0
3+ block games	0	0

ONYEJIAKA'S NOTES

2025-26 Alabama Men's Basketball
Individual Game-by-Game
All games

Page 14/15
as of Nov 27, 2025

#34 ONYEJIAKA, Collins

				Total		3-Pointers		Free throws		Rebounds											
Opponent	Date	GS	MIN	FG-FGA	PCT	3FG-3FGA	PCT	FT-FTA	PCT	OFF	DEF	TOT	AVG	PF	A	TO	BLK	STL	PTS	AVG
North Dakota	11/03/2025		05:51	1-1	1.000	0-0	.000	0-2	.000	1	4	5	5.0	2	0	1	0	0	2	2.0
at St. John's (NY)	11/08/2025		03:34	0-1	.000	0-0	.000	0-0	.000	0	1	1	3.0	2	0	1	0	0	0	1.0
Totals		**0**	**09:24**	**1-2**	**.500**	**0-0**	**.000**	**0-2**	**.000**	**1**	**5**	**6**	**3.0**	**4**	**0**	**2**	**0**	**0**	**2**	**1.0**

Player Averages

Games Played	Minutes/ game	Points/ game	FG Pct	3FG Pct	FT Pct	Rebounds/ game	Assists/ game	Turnovers/ game	Assist/Turnover ratio	Steals/ game	Blocks/ game
2	4.7	1.0	50.0	0.0	0.0	3.0	0.0	1.0	0.0	0.0	0.0

Prep

- Rated as a four-star prospect in the 2026 recruiting class, the No. 2 prospect in Massachusetts and the No. 12 center in the country before reclassifying
- Averaged 9.5 points, 7.9 rebounds and 2.7 blocks per game during his junior season at The Newman School
- Led Newman to its first NEPSAC championship during his junior season
- Originally from Edo, Nigeria, Onyejiaka competed for Team New England and Boston Amateur Basketball Club on the AAU Circuit
- Competed at the 2025 NBPA Top 100 Camp

ONYEJIAKA'S CAREER STATS

Year	GP	GS	Min	Avg	FG	FGA	Pct	3FG	3FGA	Pct	FT	FTA	Pct	Off	Def	Tot	Avg	PF	FO	Ast	TO	Blk	Stl	Pts	Avg
2025-26	2	0	9	4.7	1	2	.500	0	0	.000	0	2	.000	1	5	6	3.0	4	0	0	2	0	0	2	1.0
TOTAL	2	0	9	4.7	1	2	.500	0	0	.000	0	2	.000	1	5	6	3.0	4	0	0	2	0	0	2	1.0

95

HOUSTON MALLETTE

Alameda, Calif.
Pepperdine
Pacifica Christian HS

Guard / Graduate / 6-5 / 185

CAREER HIGHS

Points	31	2x, last vs. Indiana State (11/22/23)
Rebounds	9	vs. Cal St. Fullerton (12/6/23)
Assists	8	vs. Cal St. LA (12/19/22)
Steals	4	2x, last vs. Portland (2/17/24)
Blocks	2	4x, last at Portland (2/3/24
Minutes	39	vs. Cal State Fullerton (12/6/23)
Field Goals	12	vs. Indiana State (11/22/23)
FG Att.	23	vs. Gonzaga (2/16/22)
3-Point FG	5	9x, last at Portland (2/3/24)
3-Point Att.	12	vs. UNLV (11/25/25)
Free Throws	9	at Gonzaga (1/4/24)
FT Att.	13	at Gonzaga (1/4/24)

2025-26 SEASON HIGHS

Points	19	vs. UNLV (11/25/25)
Rebounds	8	vs. North Dakota (11/3/25)
Assists	3	vs. North Dakota (11/3/25)
Steals	3	vs. UNLV (11/25/25)
Blocks	N/A	
Minutes	28	vs. North Dakota (11/3/25)
Field Goals	5	vs. UNLV (11/25/25)
FG Att.	14	vs. UNLV (11/25/25)
3-Point FG	4	vs. UNLV (11/25/25)
3-Point Att.	12	vs. UNLV (11/25/25)
Free Throws	5	4x, last vs. UNLV (11/25/25)
FT Att.	5	4x, last vs. UNLV (11/25/25)

MISCELLANEOUS STATS

CATEGORY	2025-26	CAREER
Double-digit scoring	3	64
20+ point games	0	6
Double-digit rebounding	0	0
Double-doubles	0	0
Led UA in scoring	0	26
Led UA in rebounding	1	8
Led UA in three-pointers	1	38
Led UA in assists	0	22
Led UA in steals	0	21
Led UA in blocks	0	7
5+ assist games	0	11
3+ three-pointers	1	30
3+ steal games	0	7
3+ block games	0	0

MALLETTE'S NOTES

2025-26 Alabama Men's Basketball
Individual Game-by-Game
All games

as of Nov 27, 2025

#95 MALLETTE, Houston

				Total		3-Pointers		Free throws		Rebounds											
Opponent	Date	GS	MIN	FG-FGA	PCT	3FG-3FGA	PCT	FT-FTA	PCT	OFF	DEF	TOT	AVG	PF	A	TO	BLK	STL	PTS	AVG
North Dakota	11/03/2025	*	28:23	4-6	.667	2-4	.500	5-5	1.000	4	4	8	8.0	1	3	2	0	0	15	15.0
at St. John's (NY)	11/08/2025	*	22:53	1-6	.167	1-6	.167	5-5	1.000	2	3	5	6.5	3	0	0	0	0	8	11.5
Purdue	11/13/2025	*	18:50	3-7	.429	3-6	.500	0-0	.000	1	1	2	5.0	2	2	0	0	0	9	10.7
vs Illinois	11/19/2025		23:14	2-5	.400	1-4	.250	5-5	1.000	1	2	3	4.5	3	0	0	0	1	10	10.5
vs Gonzaga	11/24/2025	*	25:52	0-2	.000	0-2	.000	0-0	.000	1	1	2	4.0	0	0	0	0	0	0	8.4
vs UNLV	11/25/2025	*	21:03	5-14	.357	4-12	.333	5-5	1.000	1	1	2	3.7	2	2	0	0	3	19	10.2
vs Maryland	11/26/2025	*	24:15	3-7	.429	3-6	.500	0-0	.000	2	3	5	3.9	1	2	1	0	2	9	10.0
Totals		**6**	**164:30**	**18-47**	**.383**	**14-40**	**.350**	**20-20**	**1.000**	**12**	**15**	**27**	**3.9**	**12**	**9**	**3**	**0**	**6**	**70**	**10.0**

Player Averages

Games Played	Minutes/ game	Points/ game	FG Pct	3FG Pct	FT Pct	Rebounds/ game	Assists/ game	Turnovers/ game	Assist/Turnover ratio	Steals/ game	Blocks/ game
7	23.5	10.0	38.3	35.0	100.0	3.9	1.3	0.4	3.0	0.9	0.0

2024-25

- Named Played in six games before sitting out the rest of the season due to a season-ending injury

2022-24 (Pepperdine)

- Named to the 2024 All-WCC Honorable Mention squad
- Named to the 2022 All-WCC Freshman Team
- Scored 1,295 career points in his three seasons at Pepperdine
- Played in 94 games including 90 starts for the Waves
- Scored double figures in 61 collegiate games, including 22 times during his junior campaign
- Scored a career-high 31 points on Nov. 22 vs. Indiana State
- Ranked No. 5 in the WCC in scoring (14.7 ppg) and three-point field goal percentage (42.0) in 2024

Prep

- Scored 1,325 career points at Pacifica Christian high school
- A three-time All-CIF Southern Section honoree
- Averaged 19.4 points and 10.0 rebounds as a senior
- On the AAU circuit Mallette played for West Coast Elite and the Oakland Soldiers
- His father, Wesley, was a two-sport athlete at James Madison and is the current athletic director at UC Riverside

MALLETTE'S CAREER STATS

Year	GP	GS	Min	Avg	FG	FGA	Pct	3FG	3FGA	Pct	FT	FTA	Pct	Off	Def	Tot	Avg	PF	FO	Ast	TO	Blk	Stl	Pts	Avg
2021-22*	32	29	1015	31.7	157	356	.441	71	186	.382	51	66	.773	8	99	107	3.3	70	1	60	42	7	21	436	13.6
2022-23*	31	30	1058	34.1	143	345	.414	55	167	.329	63	77	.818	5	108	113	3.6	63	0	77	44	2	29	404	13.0
2023-24*	31	31	975	31.4	152	353	.431	66	159	.415	85	104	.817	12	88	100	3.2	64	2	75	44	6	25	455	14.7
2024-25	6	0	47	7.8	7	12	.583	5	10	.500	0	0	.000	6	7	13	2.2	4	0	1	0	0	3	19	3.2
2025-26	7	6	164	23.5	18	47	.383	14	40	.350	20	20	1.000	12	15	27	3.9	12	0	9	3	0	6	70	10.0
TOTAL	**107**	**96**	**3259**	**30.5**	**477**	**1113**	**.429**	**211**	**562**	**.375**	**219**	**267**	**.820**	**43**	**317**	**360**	**3.4**	**213**	**3**	**222**	**133**	**15**	**84**	**1384**	**12.9**

* Stats are from Pepperdine

THE LAST TIME...

TEAM...

Scored 100 points or more:
November 26, 2025 - UA 105, Maryland 72

Scored 110 points or more:
November 25, 2025 - UA 115, UNLV 76

Scored less than 50 points:
Jan. 6, 2018 - Georgia 65, UA 46

Allowed 100 points:
March 15, 2025 - Alabama 82, Florida 104

Held opponent to 40 points or less:
Jan. 10, 2015 - UA 56, Tennessee 38

Held opponent to 15 pts or less in half:
Jan. 31, 2023 - 15 points allowed vs. Vanderbilt (1st half)

Scored 60 points in a half:
November 25 - 64 points in 2nd half vs. UNLV

Won an overtime game:
March 8, 2025 - UA 93, No. 1 Auburn 91 (ot)

Lost an overtime game:
March 5, 2022 - LSU 80, UA 77 (4ot)

Played a double-overtime game:
Nov. 27, 2022 - UA 103, No. 1 North Carolina 101 (4ot)

Played a triple-overtime game:
Nov. 27, 2022 - UA 103, No. 1 North Carolina 101 (4ot)

Played a quadruple-overtime game:
Nov. 27, 2022 - UA 103, No. 1 North Carolina 101 (4ot)

Shot 60% in a game:
Feb. 11, 2025 - 61.8% (34-of-55) at Texas

Shot 60% or better in a half:
Nov. 26, 2025 - 64.7% (22-of-34) 2nd half vs. Maryland

Shot 70% or better in a half:
Nov. 17, 2023 - 79% (23-of-29) in 1st half vs. Mercer

Failed to hit a three-pointer in a game:
Dec. 4, 2010 vs. Purdue (399 games)

Made at least 20 three-pointers in a game:
Mrch 27, 2025 vs. No. 17 BYU (25)

Had at least 15 steals in a game:
Dec. 12, 2020 vs. Clemson (17)

Had at least 25 assists in a game:
November 26, 2025 vs. Maryland (29)

Had at least 10 blocks in a game:
Nov. 19, 2021 vs. South Dakota State (10)

Forced 25 turnovers in a game:
Nov. 11, 2012 vs. West Alabama (25)

Played a ranked opponent (AP poll):
November 24, 2025 - UA 85, No. 12 Gonzaga 95

Beat a ranked opponent at neutral site:
November 19, 2025 - UA 90, No. 8 Illinois 86

Beat a ranked opponent at home:
Feb. 25, 2025 - UA 111, No. 24 Mississippi State 73

Beat a ranked opponent on the road:
November 8, 2025 - UA 103, No. 5 St. John's 96

Beat a top-10 opponent:
November 19, 2025 - UA 90, No. 8 Illinois 86

Beat a top-10 opponent on the road:
November 8, 2025 - UA 103, No. 5 St. John's 96

Beat a top-5 opponent:
November 8, 2025 - UA 103, No. 5 St. John's 96

Beat a top-5 opponent on the road:
November 8, 2025 - UA 103, No. 5 St. John's 96

Played a No. 1 ranked opponent:
March 29, 2025 - UA 65, No. 1 Duke 85

Beat a No. 1 ranked opponent on the road:
March 8, 2025 - UA 93, No. 1 Auburn 91 (ot)

Beat a No. 1 ranked opponent:
March 8, 2025 - UA 93, No. 1 Auburn 91 (ot)

INDIVIDUAL...

Had a player score 50 points:
Michael Nordholz (50) vs. Southern Miss, 12/12/76 (single-game scoring record)

Had a player score 40 points:
Brandon Miller (41) at South Carolina, 2/22/23

Had a player score 35 points:
Mark Sears (35) at No. 15 Missouri, 2/19/25

Had a player score 30 points:
Mark Sears (34) vs. No. 17 BYU, 3/27/25

Had a player grab 20 rebounds:
Richard Hendrix (23) vs. Troy, 11/9/07

Had a player dish out 10 or more assists:
Aden Holloway (10) vs. Maryland, 11/26/25

Had a player block five shots:
Grant Nelson (5) vs. No. 5 North Carolina, 3/28/24

Had a player block 10 shots:
Roy Rogers (10) vs. LSU, 2/17/96

Had a player with seven or more steals in a game:
Jeremy Hays (8) vs. Oregon State, 12/12/98

Had three players score 20 or more in a game
Mouhamed Dioubate (22), Aden Holloway (22) and Mark Sears (21) vs. Vanderbilt, 1/21/25

Had two players record a double-double in same game:
Mouhamed Dioubate (10 pts, 11 rebs), Mark Sears (21 pts, 10 assts) vs. No. 24 Mississippi State, 1/4/25

Had three players record a double-double in same game:
Jermareo Davidson (12 pts, 12 rebs), Alonzo Gee (22 pts, 10 rebs), Richard Hendrix (18 pts, 12 rebs) vs. Louisiana Monroe, 11/28/06

Had a player record a double-double in three consecutive games:
Donta Hall (14 pts, 16 rebs vs. Texas A&M, 12 pts, 11 rebs at Missouri, 16 pts, 12 rebs vs. Tennessee) (Jan. 12, Jan. 16, Jan. 19, 2019)

Had a player record a double-double in four consecutive games:
Donta Hall (14 pts, 16 rebs vs. Texas A&M, 12 pts, 11 rebs at Missouri, 16 pts, 12 rebs vs. Tennessee, 10 pts, 11 rebs vs. Ole Miss) (Jan. 12, Jan. 16, Jan. 19, Jan. 22, 2019)

Had six or more players score in double figures:
Aden Holloway (29), Houston Mallette (19), London Jemison (18), Amari Allen (13), Labaron Philon Jr. (13) and Taylor Bol Bowen (12) vs. UNLV

Players who recorded a triple-double:
Aaron Estrada (18 pts, 10 rebs, 10 asts) at Ole Miss, 2/28/24
Kira Lewis Jr. (10 pts, 10 rebs, 13 asts) at Auburn, 2/12/20
Roy Rogers (27 pts, 10 rebs, 10 blocks) vs. LSU, 2/17/96
Roy Rogers (15 pts, 12 rebs, 14 blks) at Georgia, 2/10/96

**indicates SEC record*

2025-26 BOX SCORES

GAME 1: #15/16 ALABAMA VS. NORTH DAKOTA

Official Basketball Box Score - Final
North Dakota at Alabama
11/03/25 Coleman Coliseum, Tuscaloosa
2025-26 Men's Basketball

Game Time: 7:00 PM
Game Duration: 1:57
Attendance: 13,474

Officials: Don Daily, Lucas Santos, Rob Rorke

North Dakota - 62 Record: 0-1

NO.	Name		Min	FG M-A	3P M-A	FT M-A	Rebounds OR	DR	TOT	Fouls PF	FD	TP	AS	TO	ST	Blocks BS	BA	+/-
13	George Natsvishvili	F	19:20	3-4	0-0	0-3	2	2	4	1	3	6	2	2	0	1	1	-20
2	Eli King	G	26:42	4-8	1-2	2-2	1	5	6	3	1	11	1	0	4	0	0	-28
11	Reggie Thomas	G	09:20	1-2	0-1	0-0	0	1	1	0	0	2	0	0	0	0	0	-12
16	Garrett Anderson	G	26:04	6-17	1-5	0-0	0	3	3	1	2	13	1	1	3	0	2	-23
33	Anthony Doppler	G	13:48	0-4	0-1	0-2	0	1	1	2	1	0	1	0	0	0	0	-20
1	Zach Kraft		16:25	2-6	2-6	0-0	0	0	0	0	0	6	1	0	0	0	0	-1
9	Anthony Smith III		21:46	3-8	0-1	2-2	0	0	0	1	3	8	4	2	2	0	2	-8
22	Josh Jones		10:48	0-0	0-0	0-0	0	1	1	5	0	0	2	0	1	0	0	-5
0	Marley Curtis		21:33	2-6	1-3	1-2	1	3	4	4	1	6	0	3	0	0	1	-10
3	Greyson Uelmen		24:22	2-5	0-1	2-4	0	1	1	1	3	6	1	2	1	0	1	-14
5	Matthew Bothun		07:33	0-1	0-0	0-0	0	0	0	1	0	0	0	0	0	0	0	-3
15	Ryan Erikson		02:19	1-1	0-0	2-2	0	1	1	0	1	4	0	0	0	0	0	-1
Team							3	1	4	0		0		0				
Totals				24-62	5-20	9-17	7	19	26	19	15	62	13	10	11	1	7	-29

Major Fouls: NONE

Shooting By Period		
1st FG%	13-31	41.9%
3PT%	3-8	37.5%
FT%	3-4	75%
2nd FG%	11-31	35.5%
3PT%	2-12	16.7%
FT%	6-13	46.2%
GM FG%	24-62	38.7%
3PT%	5-20	25.0%
FT%	9-17	52.9%

Dead Ball Rebounds: 4, 0

Alabama - 91 Record: 1-0

NO.	Name		Min	FG M-A	3P M-A	FT M-A	Rebounds OR	DR	TOT	Fouls PF	FD	TP	AS	TO	ST	Blocks BS	BA	+/-
5	Amari Allen	F	31:54	4-9	2-6	2-2	1	6	7	3	1	12	5	1	3	1	0	30
7	Taylor Bol Bowen	F	17:39	1-4	0-2	6-6	0	3	3	0	3	8	1	2	0	1	0	5
22	Aiden Sherrell	F	20:08	3-5	1-2	2-3	0	4	4	1	3	9	1	1	1	4	0	21
0	Labaron Philon	G	30:51	9-13	2-4	2-2	0	3	3	0	3	22	8	4	0	1	0	29
95	Houston Mallette	G	28:23	4-6	2-4	5-5	4	4	8	1	2	15	3	2	0	0	0	29
6	London Jemison		24:12	4-11	1-6	3-5	2	2	4	3	3	12	0	0	1	0	0	12
4	Davion Hannah		25:24	4-7	0-2	1-2	0	3	3	2	3	9	2	4	3	0	1	8
15	Noah Williamson		14:01	1-2	0-1	0-0	0	4	4	3	0	2	2	0	0	0	0	11
34	Collins Onyejiaka		05:51	1-1	0-0	0-2	1	4	5	2	1	2	0	1	0	0	0	-3
25	Jacob Martin		00:33	0-0	0-0	0-0	0	0	0	0	0	0	0	0	0	0	0	1
30	Klark James		00:33	0-0	0-0	0-0	0	0	0	0	0	0	0	0	0	0	0	1
31	Jack Fagan		00:33	0-0	0-0	0-0	0	0	0	0	0	0	0	0	0	0	0	1
Team							3	2	5	0		0		0				
Totals				31-58	8-27	21-27	11	35	46	15	19	91	22	15	8	7	1	29

Major Fouls: NONE

Shooting By Period		
1st FG%	17-31	54.8%
3PT%	7-16	43.8%
FT%	7-8	87.5%
2nd FG%	14-27	51.9%
3PT%	1-11	9.1%
FT%	14-19	73.7%
GM FG%	31-58	53.4%
3PT%	8-27	29.6%
FT%	21-27	77.8%

Dead Ball Rebounds: 3, 0

	UND	ALA
Biggest lead	0 (1st 20:00)	29 (2nd 2:19)
Best Scoring Run	6 (2nd 13:46)	9 (1st 15:05)
Lead Changes	0	
Times Tied	1	
Time with Lead	00:00	39:43

Points from	UND	ALA
Turnovers	13	15
Paint	30	44
Second Chance	1	8
Fast Breaks	11	24
Bench	30	25

Period by Period Scoring	1st	2nd	TOT
UND	32	30	62
ALA	48	43	91

GAME 2: #15/16 ALABAMA AT #5/6 ST. JOHN'S

Official Basketball Box Score - Final
Alabama at St. John's (NY)
11/08/25 Madison Square Garden, New York
2025-26 Men's Basketball

Game Time: 12:00 PM
Game Duration: 2:19
Attendance: 17,319

Officials: James Breeding, Courtney Green, Matt Potter

Alabama - 103 Record: 2-0

NO.	Name		Min	FG M-A	3P M-A	FT M-A	Rebounds OR	DR	TOT	Fouls PF	FD	TP	AS	TO	ST	Blocks BS	BA	+/-
7	Taylor Bol Bowen	F	28:29	6-7	1-2	4-6	4	5	9	3	3	17	1	1	2	2	0	-6
22	Aiden Sherrell	F	16:53	4-9	1-3	0-0	2	0	2	4	0	9	0	3	0	0	1	-7
0	Labaron Philon	G	28:56	10-17	2-5	3-6	1	2	3	4	4	25	3	1	1	0	1	5
2	Aden Holloway	G	32:42	9-18	2-9	1-1	0	2	2	5	3	21	4	0	1	0	0	3
95	Houston Mallette	G	22:53	1-6	1-6	5-5	2	3	5	3	2	8	0	0	0	0	0	-7
3	Latrell Wrightsell Jr.		22:29	6-13	4-8	1-3	0	3	3	1	3	17	3	0	4	0	1	17
5	Amari Allen		24:29	3-8	0-2	0-1	2	8	10	2	1	6	2	1	1	1	0	19
15	Noah Williamson		09:07	0-1	0-0	0-0	2	1	3	3	1	0	0	0	0	1	0	16
4	Davion Hannah		02:12	0-1	0-0	0-0	0	0	0	0	0	0	0	0	0	1	1	4
6	London Jemison		08:16	0-0	0-0	0-0	0	2	2	0	0	0	0	0	0	0	0	1
34	Collins Onyejiaka		03:34	0-1	0-0	0-0	0	1	1	2	0	0	0	1	0	0	0	-10
Team							1	2	3	0		0		0				
Totals				39-81	11-35	14-22	14	29	43	27	17	103	13	7	9	5	4	7

Major Fouls: Williamson (F1) 2nd 15:09

Shooting By Period		
1st FG%	20-41	48.8%
3PT%	8-20	40.0%
FT%	5-7	71.4%
2nd FG%	19-40	47.5%
3PT%	3-15	20.0%
FT%	9-15	60%
GM FG%	39-81	48.1%
3PT%	11-35	31.4%
FT%	14-22	63.6%

Dead Ball Rebounds: 3, 0

St. John's (NY) - 96 Record: 1-1

NO.	Name		Min	FG M-A	3P M-A	FT M-A	Rebounds OR	DR	TOT	Fouls PF	FD	TP	AS	TO	ST	Blocks BS	BA	+/-
1	Dillon Mitchell	F	29:19	2-2	0-0	3-5	1	3	4	2	4	7	4	0	1	0	0	-16
23	Bryce Hopkins	F	28:20	5-12	0-3	9-13	1	3	4	1	7	19	1	2	0	0	1	-8
24	Zuby Ejiofor	F	28:28	9-12	2-3	7-10	5	5	10	2	5	27	3	4	2	2	0	-14
3	Joson Sanon	G	25:12	1-6	1-2	4-4	0	4	4	3	3	7	0	0	0	0	1	-12
4	Oziyah Sellers	G	34:20	5-10	0-1	4-5	0	7	7	4	3	14	3	4	1	0	1	0
11	Ian Jackson		22:35	6-14	1-3	1-3	0	4	4	2	2	14	3	2	0	1	1	-7
2	Sadiku Ibine Ayo		17:40	1-1	0-0	0-0	0	2	2	0	1	2	3	0	0	0	0	12
6	Casper Pohto		02:34	0-0	0-0	0-0	0	0	0	0	1	0	0	0	0	0	0	3
17	Rubén Prey		11:32	2-6	2-5	0-0	0	3	3	3	1	6	1	0	0	1	1	7
Team							3	1	4	0		0		0				
Totals				31-63	6-17	28-40	10	32	42	17	27	96	18	12	4	4	5	-7

Major Fouls: NONE

Shooting By Period		
1st FG%	12-28	42.9%
3PT%	1-7	14.3%
FT%	19-23	82.6%
2nd FG%	19-35	54.3%
3PT%	5-10	50.0%
FT%	9-17	52.9%
GM FG%	31-63	49.2%
3PT%	6-17	35.3%
FT%	28-40	70.0%

Dead Ball Rebounds: 5, 1

	BAMA	SJU
Biggest lead	12 (2nd 1:44)	2 (1st 17:24)
Best Scoring Run	9 (2nd 15:18)	8 (1st 4:27)
Lead Changes	18	
Times Tied	7	
Time with Lead	32:04	05:20

Points from	BAMA	SJU
Turnovers	19	7
Paint	54	40
Second Chance	19	15
Fast Breaks	21	21
Bench	23	22

Period by Period Scoring	1st	2nd	TOT
BAMA	53	50	103
SJU	44	52	96

GAME 3: #8/9 ALABAMA VS. #2/1 PURDUE

Official Basketball Box Score - Final
Purdue at Alabama
11/13/25 Coleman Coliseum, Tuscaloosa
2025-26 Men's Basketball

Game Time: 6:00 PM
Game Duration: 2:13
Attendance: 13,474

Officials: Joe Lindsay, Bart Lenox, Brian Dorsey

Purdue - 87 Record: 3-0

NO.	Name		Min	FG M-A	3P M-A	FT M-A	Rebounds OR	DR	TOT	Fouls PF	FD	TP	AS	TO	ST	Blocks BS	BA	+/-
4	Trey Kaufman-Renn	F	33:50	9-16	1-2	0-0	8	7	15	0	3	19	5	2	0	0	1	20
45	Oscar Cluff	C	24:26	3-7	0-0	3-4	3	8	11	3	3	9	2	0	0	0	1	10
0	C.J. Cox	G	22:57	1-2	0-1	1-1	1	1	2	2	2	3	0	0	0	0	0	14
2	Fletcher Loyer	G	31:14	3-8	1-4	0-0	0	3	3	2	1	7	2	1	2	0	0	8
3	Braden Smith	G	34:14	7-19	5-10	10-12	1	6	7	3	6	29	4	3	0	0	2	7
12	Daniel Jacobsen		15:34	4-6	0-0	1-3	2	3	5	1	2	9	1	1	0	0	0	-3
24	Gicarri Harris		14:44	1-3	1-1	1-2	1	3	4	1	1	4	0	1	1	0	0	-6
14	Jack Benter		06:02	0-0	0-0	0-0	1	0	1	1	0	0	0	0	0	0	0	-14
17	Omer Mayer		16:59	3-5	1-3	0-1	0	0	0	2	1	7	2	1	0	0	0	-1
Team							2	2	4	0		0		1				
Totals				31-66	9-21	16-23	19	33	52	15	19	87	16	10	3	0	4	7

Major Fouls: NONE

Shooting By Period		
1st FG%	19-37	51.4%
3PT%	5-12	41.7%
FT%	0-2	0%
2nd FG%	12-29	41.4%
3PT%	4-9	44.4%
FT%	16-21	76.2%
GM FG%	31-66	47.0%
3PT%	9-21	42.9%
FT%	16-23	69.6%

Dead Ball Rebounds: 2, 0

Alabama - 80 Record: 2-1

NO.	Name		Min	FG M-A	3P M-A	FT M-A	Rebounds OR	DR	TOT	Fouls PF	FD	TP	AS	TO	ST	Blocks BS	BA	+/-
7	Taylor Bol Bowen	F	25:30	4-7	3-6	2-2	0	2	2	4	1	13	0	1	2	1	0	-6
22	Aiden Sherrell	F	22:59	4-5	1-2	3-3	2	2	4	2	3	12	1	0	2	0	0	-11
0	Labaron Philon	G	27:56	5-14	1-6	0-1	0	4	4	2	4	11	7	4	3	1	0	-9
2	Aden Holloway	G	35:09	7-13	5-9	2-2	0	2	2	2	2	21	3	1	0	0	0	-2
95	Houston Mallette	G	18:50	3-7	3-6	0-0	1	1	2	2	0	9	2	0	0	0	0	-8
3	Latrell Wrightsell Jr.		30:05	2-9	1-6	1-1	0	3	3	0	3	6	2	0	0	1	0	-1
5	Amari Allen		19:53	1-4	1-2	0-0	0	4	4	2	1	3	1	0	1	0	0	-4
15	Noah Williamson		09:05	1-3	1-3	0-1	1	0	1	4	1	3	0	0	0	1	0	6
4	Davion Hannah		04:36	0-0	0-0	0-0	1	0	1	1	0	0	1	0	0	0	0	-1
6	London Jemison		05:58	1-4	0-3	0-0	0	0	0	0	0	2	0	0	0	0	0	1
Team							2	3	5	0		0		0				
Totals				28-66	16-43	8-10	7	21	28	19	15	80	17	6	8	4	0	-7

Major Fouls: NONE

Shooting By Period		
1st FG%	14-31	45.2%
3PT%	10-21	47.6%
FT%	3-3	100%
2nd FG%	14-35	40.0%
3PT%	6-22	27.3%
FT%	5-7	71.4%
GM FG%	28-66	42.4%
3PT%	16-43	37.2%
FT%	8-10	80.0%

Dead Ball Rebounds: 0, 0

	PUR	ALA
Biggest lead	8 (2nd 5:11)	4 (2nd 11:34)
Best Scoring Run	7 (1st 15:09)	9 (1st 12:23)
Lead Changes	21	
Times Tied	14	
Time with Lead	23:50	07:11

Points from	PUR	ALA
Turnovers	8	9
Paint	30	22
Second Chance	16	7
Fast Breaks	0	13
Bench	20	14

Period by Period Scoring	1st	2nd	TOT
PUR	43	44	87
ALA	41	39	80

GAME 4: #11/11 ALABAMA VS. #8/8 ILLINOIS

Official Basketball Box Score - Final
Alabama at Illinois
11/19/25 United Center, Chicago
2025-26 Men's Basketball

Game Time: 8:00 PM
Game Duration: 2:23
Attendance: 17,775

Officials: Paul Szelc, D.J. Carstensen, Jeb Hartness

Alabama - 90 Record: 3-1

NO.	Name		Min	FG M-A	3P M-A	FT M-A	Rebounds OR	DR	TOT	Fouls PF	FD	TP	AS	TO	ST	Blocks BS	BA	+/-
7	Taylor Bol Bowen	F	24:40	4-8	2-6	2-2	0	3	3	4	2	12	0	0	0	2	0	8
22	Aiden Sherrell	F	08:49	1-1	1-1	3-4	1	1	2	4	3	6	0	1	1	0	0	1
0	Labaron Philon	G	24:44	9-18	3-6	3-4	2	0	2	4	3	24	5	1	1	0	1	1
2	Aden Holloway	G	30:55	4-11	2-8	1-2	1	2	3	2	2	11	3	1	1	0	0	7
3	Latrell Wrightsell Jr.	G	25:53	2-5	1-4	0-0	0	1	1	0	1	5	3	2	0	0	0	6
5	Amari Allen		29:02	3-8	2-4	1-3	2	9	11	5	3	9	4	3	1	0	1	4
15	Noah Williamson		05:31	0-1	0-1	0-0	0	0	0	0	0	0	0	0	0	1	0	-7
10	Keitenn Bristow		19:37	4-7	0-1	2-3	2	6	8	2	3	10	0	1	1	1	0	-7
95	Houston Mallette		23:14	2-5	1-4	5-5	1	2	3	3	4	10	0	0	1	0	0	2
4	Davion Hannah		04:52	1-2	1-1	0-0	0	1	1	0	0	3	0	0	1	0	1	3
6	London Jemison		02:43	0-0	0-0	0-0	0	1	1	1	0	0	0	0	0	0	0	2
Team							1	2	3	0		0		0				
Totals				30-66	13-36	17-23	10	28	38	25	21	90	15	10	6	4	3	4

Major Fouls: NONE

Shooting By Period		
1st FG%	14-33	42.4%
3PT%	8-21	38.1%
FT%	5-6	83.3%
2nd FG%	16-33	48.5%
3PT%	5-15	33.3%
FT%	12-17	70.6%
GM FG%	30-66	45.5%
3PT%	13-36	36.1%
FT%	17-23	73.9%

Dead Ball Rebounds: 6, 2

Illinois - 86 Record: 4-1

NO.	Name		Min	FG M-A	3P M-A	FT M-A	Rebounds OR	DR	TOT	Fouls PF	FD	TP	AS	TO	ST	Blocks BS	BA	+/-
0	David Mirkovic	F	30:26	4-13	2-6	0-1	2	8	10	1	4	10	4	1	3	1	2	-2
44	Zvonimir Ivisic	C	16:20	1-5	1-4	0-2	1	2	3	1	2	3	0	0	0	0	0	2
2	Andrej Stojakovic	G	30:15	11-16	2-3	2-5	3	0	3	2	4	26	0	5	0	0	1	0
4	Kylan Boswell	G	33:03	8-18	0-4	6-7	1	3	4	4	6	22	7	1	1	0	1	2
23	Keaton Wagler	G	35:50	2-9	1-4	3-5	1	2	3	5	6	8	1	0	1	0	0	-1
3	Ben Humrichous		26:08	3-9	3-8	2-2	3	3	6	4	2	11	0	0	1	2	0	-2
13	Tomislav Ivisic		14:29	1-2	1-2	0-0	1	2	3	2	1	3	0	2	1	0	0	-5
15	Jake Davis		01:49	0-0	0-0	0-0	0	0	0	1	0	0	0	0	0	0	0	-2
77	Mihailo Petrovic		11:40	1-1	1-1	0-0	0	1	1	1	0	3	5	1	0	0	0	-12
Team							2	5	7	0		0		1				
Totals				31-73	11-32	13-22	14	26	40	21	25	86	17	11	7	3	4	-4

Major Fouls: NONE

Shooting By Period		
1st FG%	15-36	41.7%
3PT%	8-20	40.0%
FT%	4-5	80%
2nd FG%	16-37	43.2%
3PT%	3-12	25.0%
FT%	9-17	52.9%
GM FG%	31-73	42.5%
3PT%	11-32	34.4%
FT%	13-22	59.1%

Dead Ball Rebounds: 7, 0

	Alaba	Illino
Biggest lead	9 (2nd 9:27)	9 (1st 13:35)
Best Scoring Run	8 (2nd 17:38)	7 (1st 13:35)
Lead Changes	1	
Times Tied	0	
Time with Lead	18:25	21:07

Points from	Alaba	Illino
Turnovers	9	6
Paint	30	40
Second Chance	14	16
Fast Breaks	16	11
Bench	32	17

Period by Period Scoring	1st	2nd	TOT
Alaba	41	49	90
Illino	42	44	86

2025-26 BOX SCORES

GAME 5: #8/9 ALABAMA VS. #12/10 GONZAGA

Official Basketball Box Score - Final
Gonzaga at Alabama
11/24/25 MGM Grand Garden Arena, Las Vegas
2025-26 Men's Basketball

Game Time: 6:30 PM
Game Duration: 2:16
Officials: Don Daily, Greg Nixon, Edwin Young

Gonzaga - 95 Record: 6-0

NO.	Name		Min	FG M-A	3P M-A	FT M-A	Rebounds OR	DR	TOT	Fouls PF	FD	TP	AS	TO	ST	Blocks BS	BA	+/-
15	Graham Ike	F	33:12	8-19	0-1	5-6	3	8	11	3	7	21	3	0	0	0	2	14
34	Braden Huff	F	26:17	9-12	0-1	0-3	4	4	8	2	2	18	2	2	1	1	0	12
7	Tyon Grant-Foster	G	29:34	9-16	1-4	2-4	5	2	7	2	4	21	1	1	1	2	0	14
17	Mario Saint-Supery	G	31:57	0-2	0-1	10-11	0	5	5	0	6	10	6	3	1	0	0	21
23	Adam Miller	G	15:08	2-8	1-5	2-2	1	2	3	3	1	7	0	0	0	0	0	2
8	Jalen Warley		19:48	1-2	0-0	0-0	1	2	3	2	0	2	0	1	1	0	1	-5
5	Emmanuel Innocenti		11:54	2-3	0-1	0-0	2	0	2	2	0	4	1	2	2	0	0	-8
2	Steele Venters		22:40	4-9	4-8	0-0	1	1	2	5	0	12	0	1	1	0	0	8
3	Braeden Smith		08:05	0-1	0-1	0-0	0	1	1	1	0	0	0	1	0	0	0	-10
4	Davis Fogle		01:25	0-0	0-0	0-0	0	0	0	0	0	0	0	0	0	0	0	2
Team							3	3	6	0		0		0				
Totals				35-72	6-22	19-26	20	28	48	20	20	95	13	11	7	3	3	10

Major Fouls: NONE

Shooting By Period		
1st FG%	18-36	50.0%
3PT%	3-12	25.0%
FT%	6-12	50%
2nd FG%	17-36	47.2%
3PT%	3-10	30.0%
FT%	13-14	92.9%
GM FG%	35-72	48.6%
3PT%	6-22	27.3%
FT%	19-26	73.1%

Dead Ball Rebounds: 1, 0

Alabama - 85 Record: 3-2

NO.	Name		Min	FG M-A	3P M-A	FT M-A	Rebounds OR	DR	TOT	Fouls PF	FD	TP	AS	TO	ST	Blocks BS	BA	+/-
7	Taylor Bol Bowen	F	13:53	1-3	0-1	0-0	1	3	4	5	0	2	1	0	0	0	1	-5
22	Aiden Sherrell	F	30:02	6-9	0-1	2-5	4	2	6	2	4	14	2	2	1	3	0	-14
0	Labaron Philon	G	36:54	11-18	3-6	4-7	0	0	0	3	5	29	7	6	2	0	0	-12
2	Aden Holloway	G	28:21	4-15	2-10	3-3	1	2	3	2	4	13	2	0	1	0	2	-7
95	Houston Mallette	G	25:52	0-2	0-2	0-0	1	1	2	0	0	0	0	0	0	0	0	-6
10	Keitenn Bristow		18:50	3-9	0-2	1-2	3	8	11	2	3	7	0	3	1	0	0	-2
5	Amari Allen		29:37	4-7	2-4	4-6	1	3	4	2	3	14	1	1	2	0	0	-4
6	London Jemison		08:18	2-2	2-2	0-0	0	4	4	4	1	6	0	1	0	0	0	3
15	Noah Williamson		04:00	0-2	0-1	0-0	0	0	0	0	0	0	0	0	0	0	0	-1
4	Davion Hannah		04:13	0-0	0-0	0-0	0	0	0	0	0	0	0	0	0	0	0	-2
Team							2	0	2	0		0		0				
Totals				31-67	9-29	14-23	13	23	36	20	20	85	13	13	7	3	3	-10

Major Fouls: NONE

Shooting By Period		
1st FG%	16-33	48.5%
3PT%	3-14	21.4%
FT%	7-8	87.5%
2nd FG%	15-34	44.1%
3PT%	6-15	40.0%
FT%	7-15	46.7%
GM FG%	31-67	46.3%
3PT%	9-29	31.0%
FT%	14-23	60.9%

Dead Ball Rebounds: 4, 0

	GON	ALA
Biggest lead	13 (2nd 0:50)	6 (1st 10:10)
Best Scoring Run	11 (2nd 2:47)	10 (2nd 11:55)
Lead Changes	11	
Times Tied	8	
Time with Lead	20:46	15:56

Points from	GON	ALA
Turnovers	14	9
Paint	52	42
Second Chance	25	10
Fast Breaks	16	10
Bench	18	27

Period by Period Scoring	1st	2nd	TOT
GON	45	50	95
ALA	42	43	85

GAME 6: #8/9 ALABAMA VS. UNLV

Official Basketball Box Score - Final
UNLV at Alabama
11/25/25 MGM Grand Garden Arena, Las Vegas
2025-26 Men's Basketball

Game Time: 9:00 PM
Game Duration: 2:01
Attendance: 2,799
Officials: Lee Cassell, Owen Shortt, Tommy Morrissey

UNLV - 76 Record: 3-4

NO.	Name		Min	FG M-A	3P M-A	FT M-A	Rebounds OR	DR	TOT	Fouls PF	FD	TP	AS	TO	ST	Blocks BS	BA	+/-
2	Kimani Hamilton	F	31:41	6-15	0-3	1-1	2	3	5	5	2	13	4	0	0	0	1	-30
6	Tyrin Jones	F	32:57	2-4	0-0	0-4	1	2	3	2	2	4	6	0	1	1	0	-39
0	Dra Gibbs-Lawhorn	G	33:46	9-19	3-8	4-5	0	4	4	2	3	25	1	4	3	0	1	-35
3	Howie Fleming Jr.	G	31:53	3-6	1-1	0-0	2	2	4	2	2	7	1	4	1	0	1	-28
12	Issac Williamson	G	28:51	6-16	4-10	2-4	0	2	2	4	4	18	2	1	0	1	2	-37
7	Al Green		18:28	3-5	1-3	0-0	0	1	1	2	0	7	0	1	2	0	0	-11
1	Ladji Dembele		10:00	0-3	0-2	0-0	1	1	2	3	0	0	0	0	0	0	0	-3
22	Walter Brown		12:24	1-3	0-1	0-0	1	1	2	3	1	2	2	0	1	0	1	-12
Team							3	2	5	0		0		0				
Totals				30-71	9-28	7-14	10	18	28	23	14	76	16	10	8	2	6	-39

Major Fouls: NONE

Shooting By Period		
1st FG%	14-35	40.0%
3PT%	5-18	27.8%
FT%	3-7	42.9%
2nd FG%	16-36	44.4%
3PT%	4-10	40.0%
FT%	4-7	57.1%
GM FG%	30-71	42.3%
3PT%	9-28	32.1%
FT%	7-14	50.0%

Dead Ball Rebounds: 4, 0

Alabama - 115 Record: 4-2

NO.	Name		Min	FG M-A	3P M-A	FT M-A	Rebounds OR	DR	TOT	Fouls PF	FD	TP	AS	TO	ST	Blocks BS	BA	+/-
7	Taylor Bol Bowen	F	20:27	3-6	1-4	5-5	0	7	7	2	3	12	0	0	1	1	0	27
22	Aiden Sherrell	F	12:39	3-5	0-0	1-2	4	4	8	0	1	7	1	0	0	1	1	16
0	Labaron Philon	G	22:42	6-10	0-3	1-3	1	3	4	1	2	13	4	2	2	0	0	8
2	Aden Holloway	G	24:57	9-14	5-6	3-3	1	3	4	3	4	26	4	2	0	0	1	34
95	Houston Mallette	G	21:03	5-14	4-12	5-5	1	1	2	2	3	19	2	0	3	0	0	39
4	Davion Hannah		24:36	0-0	0-0	0-0	0	1	1	0	0	0	1	0	1	0	0	19
5	Amari Allen		17:52	4-6	2-4	3-4	1	4	5	1	2	13	6	3	0	2	0	8
6	London Jemison		23:46	5-7	2-3	6-7	2	3	5	0	5	18	0	2	0	0	0	29
10	Keitenn Bristow		11:55	0-2	0-1	3-4	0	3	3	1	2	3	0	0	0	1	0	2
15	Noah Williamson		17:41	1-1	0-0	2-2	2	4	6	4	1	4	2	3	0	0	0	12
25	Jacob Martin		02:22	0-0	0-0	0-0	0	0	0	0	0	0	0	0	0	1	0	1
Team							2	1	3	0		0		0				
Totals				36-65	14-33	29-35	14	34	48	14	23	115	20	12	7	6	2	39

Major Fouls: NONE

Shooting By Period		
1st FG%	15-32	46.9%
3PT%	6-17	35.3%
FT%	15-19	78.9%
2nd FG%	21-33	63.6%
3PT%	8-16	50.0%
FT%	14-16	87.5%
GM FG%	36-65	55.4%
3PT%	14-33	42.4%
FT%	29-35	82.9%

Dead Ball Rebounds: 3, 0

	UNV	ALA
Biggest lead	1 (1st 19:17)	41 (2nd 1:36)
Best Scoring Run	7 (2nd 16:15)	12 (2nd 7:02)
Lead Changes	4	
Times Tied	0	
Time with Lead	01:50	37:56

Points from	UNV	ALA
Turnovers	10	15
Paint	42	42
Second Chance	7	16
Fast Breaks	4	16
Bench	9	38

Period by Period Scoring	1st	2nd	TOT
UNV	36	40	76
ALA	51	64	115

GAME 7: #8/9 ALABAMA VS. MARYLAND

Official Basketball Box Score - Final
Maryland at Alabama
11/26/25 MGM Grand Garden Arena, Las Vegas
2025-26 Men's Basketball

Game Time: 9:00 PM
Game Duration: 1:53
Attendance: 3,947
Officials: D.J. Carstensen, Nathan Farrell, Owen Shortt

Maryland - 72 Record: 5-3

NO.	Name		Min	FG M-A	3P M-A	FT M-A	Rebounds OR	DR	TOT	Fouls PF	FD	TP	AS	TO	ST	Blocks BS	BA	+/-
13	Elijah Saunders	F	24:10	2-7	0-1	0-0	4	1	5	2	0	4	3	1	0	0	0	-27
21	Pharrel Payne	F	26:21	5-13	0-0	4-5	1	3	4	1	5	14	4	1	0	2	3	-22
1	Darius Adams	G	27:12	7-17	5-7	1-2	0	3	3	4	2	20	0	3	1	0	2	-18
7	Andre Mills	G	30:48	3-11	0-5	0-0	0	3	3	2	1	6	1	0	0	0	1	-20
8	David Coit	G	15:54	3-5	0-2	0-1	0	1	1	0	2	6	0	1	1	0	0	-35
2	Myles Rice		11:40	0-4	0-2	0-0	0	0	0	1	1	0	3	0	0	0	1	-11
12	Isaiah Watts		18:20	2-6	0-2	0-0	0	1	1	1	0	4	0	1	1	0	1	-16
24	Aleks Alston		25:00	3-9	2-6	0-1	3	4	7	1	1	8	1	1	1	0	1	-14
18	Guillermo Del Pino		20:11	3-4	2-2	2-2	0	0	0	2	1	10	0	1	2	0	0	-2
45	Collin Metcalf		00:24	0-0	0-0	0-0	0	0	0	1	0	0	0	0	0	0	0	0
Team							5	1	6	0		0		0				
Totals				28-76	9-27	7-11	13	17	30	15	13	72	12	9	6	2	9	-33

Major Fouls: NONE

Shooting By Period		
1st FG%	12-36	33.3%
3PT%	3-15	20.0%
FT%	2-3	66.7%
2nd FG%	16-40	40.0%
3PT%	6-12	50.0%
FT%	5-8	62.5%
GM FG%	28-76	36.8%
3PT%	9-27	33.3%
FT%	7-11	63.6%

Dead Ball Rebounds: 1, 0

Alabama - 105 Record: 5-2

NO.	Name		Min	FG M-A	3P M-A	FT M-A	Rebounds OR	DR	TOT	Fouls PF	FD	TP	AS	TO	ST	Blocks BS	BA	+/-
7	Taylor Bol Bowen	F	22:50	5-9	0-3	2-2	1	4	5	1	3	12	0	0	0	1	0	17
22	Aiden Sherrell	F	22:32	5-7	0-0	1-2	1	8	9	3	1	11	1	2	1	5	2	14
0	Labaron Philon	G	25:09	7-11	2-4	4-4	0	4	4	3	4	20	6	5	0	0	0	10
2	Aden Holloway	G	26:57	5-9	5-7	2-2	0	3	3	2	1	17	10	2	0	0	0	40
95	Houston Mallette	G	24:15	3-7	3-6	0-0	2	3	5	1	1	9	2	1	2	0	0	25
4	Davion Hannah		16:01	5-7	1-2	1-2	0	4	4	0	1	12	2	0	1	0	0	8
5	Amari Allen		27:22	4-7	2-4	0-0	1	6	7	2	0	10	6	0	0	1	0	18
6	London Jemison		20:18	4-6	1-3	2-2	1	3	4	0	2	11	1	1	2	2	0	18
15	Noah Williamson		12:15	0-3	0-2	2-2	0	1	1	1	1	2	0	1	1	0	0	17
25	Jacob Martin		02:21	0-0	0-0	1-2	1	0	1	0	1	1	1	0	0	0	0	-2
Team							4	2	6	0		0		0				
Totals				38-66	14-31	15-18	11	38	49	13	15	105	29	12	7	9	2	33

Major Fouls: NONE

Shooting By Period		
1st FG%	16-32	50.0%
3PT%	9-20	45.0%
FT%	8-10	80%
2nd FG%	22-34	64.7%
3PT%	5-11	45.5%
FT%	7-8	87.5%
GM FG%	38-66	57.6%
3PT%	14-31	45.2%
FT%	15-18	83.3%

Dead Ball Rebounds: 3, 0

	MRD	ALA
Biggest lead	0 (1st 20:00)	39 (2nd 3:24)
Best Scoring Run	7 (1st 4:14)	11 (2nd 5:48)
Lead Changes	0	
Times Tied	0	
Time with Lead	00:00	39:44

Points from	MRD	ALA
Turnovers	12	12
Paint	30	48
Second Chance	8	14
Fast Breaks	5	16
Bench	22	36

Period by Period Scoring	1st	2nd	TOT
MRD	29	43	72
ALA	49	56	105

GAME 8: #8/9 ALABAMA VS. CLEMSON

2025-26 Alabama Men's Basketball
Season Box Score
All games

Game Records

Record	Overall	Home	Away	Neutral
ALL GAMES	5-2	1-1	1-0	3-1
CONFERENCE	0-0	0-0	0-0	0-0
NON-CONFERENCE	5-2	1-1	1-0	3-1

Team Box Score

No.	Player				Total		3-Point		F-Throw		Rebounds											
		GP-GS	MIN	AVG	FG-FGA	FG%	3FG-3FGA	3FG%	FT-FTA	FT%	OFF	DEF	TOT	AVG	PF	DQ	A	TO	BLK	STL	PTS	AVG
0	PHILON, Labaron	7-7	197:12	28.2	57-101	.564	13-34	.382	17-27	.630	4	16	20	2.9	17	0	40	23	2	9	144	20.6
2	HOLLOWAY, Aden	6-6	179:01	29.8	38-80	.475	21-49	.429	12-13	.923	3	14	17	2.8	16	1	26	6	0	3	109	18.2
7	BOWEN, Taylor Bol	7-7	153:28	21.9	24-44	.545	7-24	.292	21-23	.913	6	27	33	4.7	19	1	3	4	8	5	76	10.9
95	MALLETTE, Houston	7-6	164:30	23.5	18-47	.383	14-40	.350	20-20	1.000	12	15	27	3.9	12	0	9	3	0	6	70	10.0
22	SHERRELL, Aiden	7-7	134:02	19.1	26-41	.634	4-9	.444	12-19	.632	14	21	35	5.0	16	0	6	9	13	6	68	9.7
5	ALLEN, Amari	7-1	180:09	25.7	23-49	.469	11-26	.423	10-16	.625	8	40	48	6.9	17	1	25	9	5	8	67	9.6
3	WRIGHTSELL JR., Latrell	3-1	78:27	26.2	10-27	.370	6-18	.333	2-4	.500	0	7	7	2.3	1	0	8	2	1	4	28	9.3
6	JEMISON, London	7-0	93:31	13.4	16-30	.533	6-17	.353	11-14	.786	5	15	20	2.9	8	0	1	4	2	3	49	7.0
10	BRISTOW, Keitenn	3-0	50:22	16.8	7-18	.389	0-4	.000	6-9	.667	5	17	22	7.3	5	0	0	4	2	2	20	6.7
4	HANNAH, Davion	7-0	81:54	11.7	10-17	.588	2-5	.400	2-4	.500	1	9	10	1.4	3	0	6	5	1	5	24	3.4
15	WILLIAMSON, Noah	7-0	71:41	10.2	3-13	.231	1-8	.125	4-5	.800	5	10	15	2.1	15	0	4	4	3	1	11	1.6
34	ONYEJIAKA, Collins	2-0	09:24	4.7	1-2	.500	0-0	.000	0-2	.000	1	5	6	3.0	4	0	0	2	0	0	2	1.0
25	MARTIN, Jacob	3-0	05:16	1.8	0-0	.000	0-0	.000	1-2	.500	1	0	1	0.3	0	0	1	0	1	0	1	0.3
31	FAGAN, Jack	1-0	00:33	0.5	0-0	.000	0-0	.000	0-0	.000	0	0	0	0.0	0	0	0	0	0	0	0	0.0
30	JAMES, Klark	1-0	00:33	0.5	0-0	.000	0-0	.000	0-0	.000	0	0	0	0.0	0	0	0	0	0	0	0	0.0
Team											15	12	27									
Total		**7**	**1400**		**233-469**	**.497**	**85-234**	**.363**	**118-158**	**.747**	**80**	**208**	**288**	**41.1**	**133**	**3**	**129**	**75**	**38**	**52**	**669**	**95.6**
Opponents		**7**	**1400**		**210-483**	**.435**	**55-167**	**.329**	**99-153**	**.647**	**93**	**173**	**266**	**38.0**	**130**	**4**	**105**	**73**	**15**	**46**	**574**	**82.0**

Score by Periods

Team	1st	2nd	OT	TOT
Alabama	325	344	0	669
Opponents	271	303	0	574

ALABAMA GAME-BY-GAME COMPARISON

2025-26 Alabama Men's Basketball
Team Game-by-Game
All games

Page 1/1
as of Nov 27, 2025

				Total		3-Pointers		Free throws		Rebounds										
Opponent	**Date**	**Score**		**FG-FGA**	**PCT**	**3FG-3FGA**	**PCT**	**FT-FTA**	**PCT**	**OFF**	**DEF**	**TOT**	**AVG**	**PF**	**A**	**TO**	**BLK**	**STL**	**PTS**	**AVG**
North Dakota	11/03/2025	91-62	W	31-58	.534	8-27	.296	21-27	.778	11	35	46	46.0	15	22	15	7	8	91	91.0
at St. John's (NY)	11/08/2025	103-96	W	39-81	.481	11-35	.314	14-22	.636	14	29	43	44.5	27	13	7	5	9	103	97.0
Purdue	11/13/2025	80-87	L	28-66	.424	16-43	.372	8-10	.800	7	21	28	39.0	19	17	6	4	8	80	91.3
vs Illinois	11/19/2025	90-86	W	30-66	.455	13-36	.361	17-23	.739	10	28	38	38.8	25	15	10	4	6	90	91.0
vs Gonzaga	11/24/2025	85-95	L	31-67	.463	9-29	.310	14-23	.609	13	23	36	38.2	20	13	13	3	7	85	89.8
vs UNLV	11/25/2025	115-76	W	36-65	.554	14-33	.424	29-35	.829	14	34	48	39.8	14	20	12	6	7	115	94.0
vs Maryland	11/26/2025	105-72	W	38-66	.576	14-31	.452	15-18	.833	11	38	49	41.1	13	29	12	9	7	105	95.6
Total		**669**		**233-469**	**.497**	**85-234**	**.363**	**118-158**	**.747**	**80**	**208**	**288**	**41.1**	**133**	**129**	**75**	**38**	**52**	**669**	**95.6**
Opponents		574		210-483	.435	55-167	.329	99-153	.647	93	173	266	38.0	130	105	73	15	46	574	82.0

Alabama Averages

Games Played	Points/ game	FG Pct	3FG Pct	FT Pct	Rebounds/ game	Assists/ game	Turnovers/ game	Assist/Turnover ratio	Steals/ game	Blocks/ game
7	95.6	49.7	36.3	74.7	41.1	18.4	10.7	1.7	7.4	5.4

ALABAMA GAME HIGHS - INDIVIDUAL

2025-26 Alabama Men's Basketball
Player Highs Analysis
All games

as of Nov 27, 2025

Alabama - Individual Game Highs

POINTS	29		Labaron Philon vs Gonzaga (N) (11/24/2025)
	26		Aden Holloway vs UNLV (N) (11/25/2025)
	25		Labaron Philon at St. John's (NY) (11/08/2025)
	24		Labaron Philon vs Illinois (N) (11/19/2025)
	22		Labaron Philon vs North Dakota (11/03/2025)
FIELD GOALS MADE	11		Labaron Philon vs Gonzaga (N) (11/24/2025)
	10		Labaron Philon at St. John's (NY) (11/08/2025)
FIELD GOAL ATTEMPTS	18		Labaron Philon vs Gonzaga (N) (11/24/2025)
	18		Labaron Philon vs Illinois (N) (11/19/2025)
	18		Aden Holloway at St. John's (NY) (11/08/2025)
FIELD GOAL PERCENTAGE (min 5 made)	.857	(6-7)	Taylor Bol Bowen at St. John's (NY) (11/08/2025)
	.714	(5-7)	Aiden Sherrell vs Maryland (N) (11/26/2025)
	.714	(5-7)	Davion Hannah vs Maryland (N) (11/26/2025)
	.714	(5-7)	London Jemison vs UNLV (N) (11/25/2025)
3 PT FG MADE	5		Aden Holloway vs Maryland (N) (11/26/2025)
	5		Aden Holloway vs UNLV (N) (11/25/2025)
	5		Aden Holloway vs Purdue (11/13/2025)
3 PT FG ATTEMPTS	12		Houston Mallette vs UNLV (N) (11/25/2025)
	10		Aden Holloway vs Gonzaga (N) (11/24/2025)
3 PT FG PERCENTAGE (min 2 made)	1.000	(2-2)	London Jemison vs Gonzaga (N) (11/24/2025)
	.833	(5-6)	Aden Holloway vs UNLV (N) (11/25/2025)
FREE THROWS MADE	6		London Jemison vs UNLV (N) (11/25/2025)
	6		Taylor Bol Bowen vs North Dakota (11/03/2025)
FREE THROW ATTEMPTS	7		London Jemison vs UNLV (N) (11/25/2025)
	7		Labaron Philon vs Gonzaga (N) (11/24/2025)
FREE THROW PERCENTAGE (min 3 made)	1.000	(6-6)	Taylor Bol Bowen vs North Dakota (11/03/2025)
	1.000	(5-5)	Houston Mallette vs UNLV (N) (11/25/2025)
	1.000	(5-5)	Taylor Bol Bowen vs UNLV (N) (11/25/2025)
	1.000	(5-5)	Houston Mallette vs Illinois (N) (11/19/2025)
	1.000	(5-5)	Houston Mallette at St. John's (NY) (11/08/2025)
	1.000	(5-5)	Houston Mallette vs North Dakota (11/03/2025)
	1.000	(4-4)	Labaron Philon vs Maryland (N) (11/26/2025)
	1.000	(3-3)	Aden Holloway vs UNLV (N) (11/25/2025)
	1.000	(3-3)	Aden Holloway vs Gonzaga (N) (11/24/2025)
	1.000	(3-3)	Aiden Sherrell vs Purdue (11/13/2025)
REBOUNDS	11		Keitenn Bristow vs Gonzaga (N) (11/24/2025)
	11		Amari Allen vs Illinois (N) (11/19/2025)
ASSISTS	10		Aden Holloway vs Maryland (N) (11/26/2025)
	8		Labaron Philon vs North Dakota (11/03/2025)
STEALS	4		Latrell Wrightsell Jr. at St. John's (NY) (11/08/2025)
	3		Houston Mallette vs UNLV (N) (11/25/2025)
	3		Labaron Philon vs Purdue (11/13/2025)
	3		Amari Allen vs North Dakota (11/03/2025)
	3		Davion Hannah vs North Dakota (11/03/2025)
BLOCKED SHOTS	5		Aiden Sherrell vs Maryland (N) (11/26/2025)
	4		Aiden Sherrell vs North Dakota (11/03/2025)
TURNOVERS	6		Labaron Philon vs Gonzaga (N) (11/24/2025)
	5		Labaron Philon vs Maryland (N) (11/26/2025)
FOULS	5		Taylor Bol Bowen vs Gonzaga (N) (11/24/2025)
	5		Amari Allen vs Illinois (N) (11/19/2025)
	5		Aden Holloway at St. John's (NY) (11/08/2025)

ALABAMA GAME RESULTS

2025-26 Alabama Men's Basketball
Season Schedule/Results & Leaders
All games

Page 1/1
as of Nov 27, 2025

Game Records

Record	Overall	Home	Away	Neutral
ALL GAMES	5-2	1-1	1-0	3-1
CONFERENCE	0-0	0-0	0-0	0-0
NON-CONFERENCE	5-2	1-1	1-0	3-1

Team Results

Date	Opponent		Score	Att.	High Points	High Rebounds
11/03/2025	North Dakota	W	91-62	13474	(22) PHILON, Labaron	(8) MALLETTE, Houston
11/08/2025	at St. John's (NY)	W	103-96	17319	(25) PHILON, Labaron	(10) ALLEN, Amari
11/13/2025	Purdue	L	80-87	13474	(21) HOLLOWAY, Aden	(4) PHILON, Labaron
						(4) SHERRELL, Aiden
						(4) ALLEN, Amari
11/19/2025	vs Illinois	W	90-86	17775	(24) PHILON, Labaron	(11) ALLEN, Amari
11/24/2025	vs Gonzaga	L	85-95	0	(29) PHILON, Labaron	(11) BRISTOW, Keitenn
11/25/2025	vs UNLV	W	115-76	2799	(26) HOLLOWAY, Aden	(8) SHERRELL, Aiden
11/26/2025	vs Maryland	W	105-72	3947	(20) PHILON, Labaron	(9) SHERRELL, Aiden

Attendance Summary

	Games	Attend	Avg/Game
Home	2	26948	13474
Away	1	17319	17319
Neutral	4	24521	6130
Total	**7**	**68788**	**9827**

ALABAMA OPPONENT GAME-BY-GAME

2025-26 Alabama Men's Basketball
Opponents Game-by-Game
All games

				Total		3-Pointers		Free throws		Rebounds										
Opponent	**Date**	**Score**		**FG-FGA**	**PCT**	**3FG-3FGA**	**PCT**	**FT-FTA**	**PCT**	**OFF**	**DEF**	**TOT**	**AVG**	**PF**	**A**	**TO**	**BLK**	**STL**	**PTS**	**AVG**
North Dakota	11/03/2025	91-62	W	24-62	.387	5-20	.250	9-17	.529	7	19	26	26.0	19	13	10	1	11	62	62.0
at St. John's (NY)	11/08/2025	103-96	W	31-63	.492	6-17	.353	28-40	.700	10	32	42	34.0	17	18	12	4	4	96	79.0
Purdue	11/13/2025	80-87	L	31-66	.470	9-21	.429	16-23	.696	19	33	52	40.0	15	16	10	0	3	87	81.7
vs Illinois	11/19/2025	90-86	W	31-73	.425	11-32	.344	13-22	.591	14	26	40	40.0	21	17	11	3	7	86	82.8
vs Gonzaga	11/24/2025	85-95	L	35-72	.486	6-22	.273	19-26	.731	20	28	48	41.6	20	13	11	3	7	95	85.2
vs UNLV	11/25/2025	115-76	W	30-71	.423	9-28	.321	7-14	.500	10	18	28	39.3	23	16	10	2	8	76	83.7
vs Maryland	11/26/2025	105-72	W	28-76	.368	9-27	.333	7-11	.636	13	17	30	38.0	15	12	9	2	6	72	82.0
Total		**574**		**210-483**	**.435**	**55-167**	**.329**	**99-153**	**.647**	**93**	**173**	**266**	**38.0**	**130**	**105**	**73**	**15**	**46**	**574**	**82.0**
Alabama		669		233-469	.497	85-234	.363	118-158	.747	80	208	288	41.1	133	129	75	38	52	669	95.6

Opponents Averages

Games Played	Points/ game	FG Pct	3FG Pct	FT Pct	Rebounds/ game	Assists/ game	Turnovers/ game	Assist/Turnover ratio	Steals/ game	Blocks/ game
7	82.0	43.5	32.9	64.7	38.0	15.0	10.4	1.4	6.6	2.1

ALABAMA POINTS-REBOUNDS-ASSISTS

2025-26 Alabama Men's Basketball
Points-rebounds-assists
All games

Opponent	Date	Score		0 PHILON,LAB	2 HOLLOWAY,A	3 WRIGHTSELL	4 HANNAH,DAV	5 ALLEN,AMAR	6 JEMISON,LO	7 BOWEN,TAYL	10 BRISTOW,KE	15 WILLIAMSON	22 SHERRELL,A	25 MARTIN,JAC
North Dakota	11/03/2025	91-62	W	22-3-8	DNP	DNP	9-3-2	12-7-5	12-4-0	8-3-1	DNP	2-4-2	9-4-1	0-0-0
at St. John's (NY)	11/08/2025	103-96	W	25-3-3	21-2-4	17-3-3	0-0-0	6-10-2	0-2-0	17-9-1	DNP	0-3-0	9-2-0	DNP
Purdue	11/13/2025	80-87	L	11-4-7	21-2-3	6-3-2	0-1-1	3-4-1	2-0-0	13-2-0	DNP	3-1-0	12-4-1	DNP
vs Illinois	11/19/2025	90-86	W	24-2-5	11-3-3	5-1-3	3-1-0	9-11-4	0-1-0	12-3-0	10-8-0	0-0-0	6-2-0	DNP
vs Gonzaga	11/24/2025	85-95	L	29-0-7	13-3-2	DNP	0-0-0	14-4-1	6-4-0	2-4-1	7-11-0	0-0-0	14-6-2	DNP
vs UNLV	11/25/2025	115-76	W	13-4-4	26-4-4	DNP	0-1-1	13-5-6	18-5-0	12-7-0	3-3-0	4-6-2	7-8-1	0-0-0
vs Maryland	11/26/2025	105-72	W	20-4-6	17-3-10	DNP	12-4-2	10-7-6	11-4-1	12-5-0	DNP	2-1-0	11-9-1	1-1-1

Opponent	Date	Score		30 JAMES,KLAR	31 FAGAN,JACK	34 ONYEJIAKA,	95 MALLETTE,H
North Dakota	11/03/2025	91-62	W	0-0-0	0-0-0	2-5-0	15-8-3
at St. John's (NY)	11/08/2025	103-96	W	DNP	DNP	0-1-0	8-5-0
Purdue	11/13/2025	80-87	L	DNP	DNP	DNP	9-2-2
vs Illinois	11/19/2025	90-86	W	DNP	DNP	DNP	10-3-0
vs Gonzaga	11/24/2025	85-95	L	DNP	DNP	DNP	0-2-0
vs UNLV	11/25/2025	115-76	W	DNP	DNP	DNP	19-2-2
vs Maryland	11/26/2025	105-72	W	DNP	DNP	DNP	9-5-2

ALABAMA - GAME HIGHS

2025-26 Alabama Men's Basketball
Team High/Low Analysis
All games

Alabama - Game Highs

POINTS	115		vs UNLV (N) (11/25/2025)
	105		vs Maryland (N) (11/26/2025)
	103		at St. John's (NY) (11/08/2025)
	91		North Dakota (11/03/2025)
	90		vs Illinois (N) (11/19/2025)
FIELD GOALS MADE	39		at St. John's (NY) (11/08/2025)
	38		vs Maryland (N) (11/26/2025)
FIELD GOAL ATTEMPTS	81		at St. John's (NY) (11/08/2025)
	67		vs Gonzaga (N) (11/24/2025)
FIELD GOAL PERCENTAGE	.576	(38-66)	vs Maryland (N) (11/26/2025)
	.554	(36-65)	vs UNLV (N) (11/25/2025)
3 PT FG MADE	16		Purdue (11/13/2025)
	14		vs Maryland (N) (11/26/2025)
	14		vs UNLV (N) (11/25/2025)
3 PT FG ATTEMPTS	43		Purdue (11/13/2025)
	36		vs Illinois (N) (11/19/2025)
3 PT FG PERCENTAGE	.452	(14-31)	vs Maryland (N) (11/26/2025)
	.424	(14-33)	vs UNLV (N) (11/25/2025)
FREE THROWS MADE	29		vs UNLV (N) (11/25/2025)
	21		North Dakota (11/03/2025)
FREE THROW ATTEMPTS	35		vs UNLV (N) (11/25/2025)
	27		North Dakota (11/03/2025)
FREE THROW PERCENTAGE	.833	(15-18)	vs Maryland (N) (11/26/2025)
	.829	(29-35)	vs UNLV (N) (11/25/2025)
REBOUNDS	49		vs Maryland (N) (11/26/2025)
	48		vs UNLV (N) (11/25/2025)
ASSISTS	29		vs Maryland (N) (11/26/2025)
	22		North Dakota (11/03/2025)
STEALS	9		at St. John's (NY) (11/08/2025)
	8		Purdue (11/13/2025)
	8		North Dakota (11/03/2025)
BLOCKED SHOTS	9		vs Maryland (N) (11/26/2025)
	7		North Dakota (11/03/2025)
TURNOVERS	15		North Dakota (11/03/2025)
	13		vs Gonzaga (N) (11/24/2025)
FOULS	27		at St. John's (NY) (11/08/2025)
	25		vs Illinois (N) (11/19/2025)

ALABAMA - GAME LOWS

2025-26 Alabama Men's Basketball
Team High/Low Analysis
All games

Alabama - Game Lows

POINTS	80		Purdue (11/13/2025)
	85		vs Gonzaga (N) (11/24/2025)
	90		vs Illinois (N) (11/19/2025)
	91		North Dakota (11/03/2025)
	103		at St. John's (NY) (11/08/2025)
FIELD GOALS MADE	28		Purdue (11/13/2025)
	30		vs Illinois (N) (11/19/2025)
FIELD GOAL ATTEMPTS	58		North Dakota (11/03/2025)
	65		vs UNLV (N) (11/25/2025)
FIELD GOAL PERCENTAGE	.424	(28-66)	Purdue (11/13/2025)
	.455	(30-66)	vs Illinois (N) (11/19/2025)
3 PT FG MADE	8		North Dakota (11/03/2025)
	9		vs Gonzaga (N) (11/24/2025)
3 PT FG ATTEMPTS	27		North Dakota (11/03/2025)
	29		vs Gonzaga (N) (11/24/2025)
3 PT FG PERCENTAGE	.296	(8-27)	North Dakota (11/03/2025)
	.310	(9-29)	vs Gonzaga (N) (11/24/2025)
FREE THROWS MADE	8		Purdue (11/13/2025)
	14		vs Gonzaga (N) (11/24/2025)
	14		at St. John's (NY) (11/08/2025)
FREE THROW ATTEMPTS	10		Purdue (11/13/2025)
	18		vs Maryland (N) (11/26/2025)
FREE THROW PERCENTAGE	.609	(14-23)	vs Gonzaga (N) (11/24/2025)
	.636	(14-22)	at St. John's (NY) (11/08/2025)
REBOUNDS	28		Purdue (11/13/2025)
	36		vs Gonzaga (N) (11/24/2025)
ASSISTS	13		vs Gonzaga (N) (11/24/2025)
	13		at St. John's (NY) (11/08/2025)
STEALS	6		vs Illinois (N) (11/19/2025)
	7		vs Maryland (N) (11/26/2025)
	7		vs UNLV (N) (11/25/2025)
	7		vs Gonzaga (N) (11/24/2025)
BLOCKED SHOTS	3		vs Gonzaga (N) (11/24/2025)
	4		vs Illinois (N) (11/19/2025)
	4		Purdue (11/13/2025)
TURNOVERS	6		Purdue (11/13/2025)
	7		at St. John's (NY) (11/08/2025)
FOULS	13		vs Maryland (N) (11/26/2025)
	14		vs UNLV (N) (11/25/2025)

2025-26 Alabama Men's Basketball
Team High/Low Analysis
All games

Opponent - Game Highs

POINTS	96		at St. John's (NY) (11/08/2025)
	95		vs Gonzaga (N) (11/24/2025)
	87		Purdue (11/13/2025)
	86		vs Illinois (N) (11/19/2025)
	76		vs UNLV (N) (11/25/2025)
FIELD GOALS MADE	35		vs Gonzaga (N) (11/24/2025)
	31		vs Illinois (N) (11/19/2025)
	31		Purdue (11/13/2025)
	31		at St. John's (NY) (11/08/2025)
FIELD GOAL ATTEMPTS	76		vs Maryland (N) (11/26/2025)
	73		vs Illinois (N) (11/19/2025)
FIELD GOAL PERCENTAGE	.492	(31-63)	at St. John's (NY) (11/08/2025)
	.486	(35-72)	vs Gonzaga (N) (11/24/2025)
3 PT FG MADE	11		vs Illinois (N) (11/19/2025)
	9		vs Maryland (N) (11/26/2025)
	9		vs UNLV (N) (11/25/2025)
	9		Purdue (11/13/2025)
3 PT FG ATTEMPTS	32		vs Illinois (N) (11/19/2025)
	28		vs UNLV (N) (11/25/2025)
3 PT FG PERCENTAGE	.429	(9-21)	Purdue (11/13/2025)
	.353	(6-17)	at St. John's (NY) (11/08/2025)
FREE THROWS MADE	28		at St. John's (NY) (11/08/2025)
	19		vs Gonzaga (N) (11/24/2025)
FREE THROW ATTEMPTS	40		at St. John's (NY) (11/08/2025)
	26		vs Gonzaga (N) (11/24/2025)
FREE THROW PERCENTAGE	.731	(19-26)	vs Gonzaga (N) (11/24/2025)
	.700	(28-40)	at St. John's (NY) (11/08/2025)
REBOUNDS	52		Purdue (11/13/2025)
	48		vs Gonzaga (N) (11/24/2025)
ASSISTS	18		at St. John's (NY) (11/08/2025)
	17		vs Illinois (N) (11/19/2025)
STEALS	11		North Dakota (11/03/2025)
	8		vs UNLV (N) (11/25/2025)
BLOCKED SHOTS	4		at St. John's (NY) (11/08/2025)
	3		vs Gonzaga (N) (11/24/2025)
	3		vs Illinois (N) (11/19/2025)
TURNOVERS	12		at St. John's (NY) (11/08/2025)
	11		vs Gonzaga (N) (11/24/2025)
	11		vs Illinois (N) (11/19/2025)
FOULS	23		vs UNLV (N) (11/25/2025)
	21		vs Illinois (N) (11/19/2025)

OPPONENT - GAME LOWS

2025-26 Alabama Men's Basketball
Team High/Low Analysis
All games

Opponent - Game Lows

POINTS	62		North Dakota (11/03/2025)
	72		vs Maryland (N) (11/26/2025)
	76		vs UNLV (N) (11/25/2025)
	86		vs Illinois (N) (11/19/2025)
	87		Purdue (11/13/2025)
FIELD GOALS MADE	24		North Dakota (11/03/2025)
	28		vs Maryland (N) (11/26/2025)
FIELD GOAL ATTEMPTS	62		North Dakota (11/03/2025)
	63		at St. John's (NY) (11/08/2025)
FIELD GOAL PERCENTAGE	.368	(28-76)	vs Maryland (N) (11/26/2025)
	.387	(24-62)	North Dakota (11/03/2025)
3 PT FG MADE	5		North Dakota (11/03/2025)
	6		vs Gonzaga (N) (11/24/2025)
	6		at St. John's (NY) (11/08/2025)
3 PT FG ATTEMPTS	17		at St. John's (NY) (11/08/2025)
	20		North Dakota (11/03/2025)
3 PT FG PERCENTAGE	.250	(5-20)	North Dakota (11/03/2025)
	.273	(6-22)	vs Gonzaga (N) (11/24/2025)
FREE THROWS MADE	7		vs Maryland (N) (11/26/2025)
	7		vs UNLV (N) (11/25/2025)
FREE THROW ATTEMPTS	11		vs Maryland (N) (11/26/2025)
	14		vs UNLV (N) (11/25/2025)
FREE THROW PERCENTAGE	.500	(7-14)	vs UNLV (N) (11/25/2025)
	.529	(9-17)	North Dakota (11/03/2025)
REBOUNDS	26		North Dakota (11/03/2025)
	28		vs UNLV (N) (11/25/2025)
ASSISTS	12		vs Maryland (N) (11/26/2025)
	13		vs Gonzaga (N) (11/24/2025)
	13		North Dakota (11/03/2025)
STEALS	3		Purdue (11/13/2025)
	4		at St. John's (NY) (11/08/2025)
BLOCKED SHOTS	0		Purdue (11/13/2025)
	1		North Dakota (11/03/2025)
TURNOVERS	9		vs Maryland (N) (11/26/2025)
	10		vs UNLV (N) (11/25/2025)
	10		Purdue (11/13/2025)
	10		North Dakota (11/03/2025)
FOULS	15		vs Maryland (N) (11/26/2025)
	15		Purdue (11/13/2025)

ALABAMA SEASON STATS

2025-26 Alabama Men's Basketball
Combined Team Statistics
All games

Page 1/1
as of Nov 30, 2025

Game Records

Record	Overall	Home	Away	Neutral
ALL GAMES	5-2	1-1	1-0	3-1
CONFERENCE	0-0	0-0	0-0	0-0
NON-CONFERENCE	5-2	1-1	1-0	3-1

Score by Periods

Team	1st	2nd	OT	TOT
Alabama	325	344	0	669
Opponents	271	303	0	574

Team Box Score

No.	Player				Total		3-Point		F-Throw		Rebounds											
		GP-GS	MIN	AVG	FG-FGA	FG%	3FG-3FGA	3FG%	FT-FTA	FT%	OFF	DEF	TOT	AVG	PF	DQ	A	TO	BLK	STL	PTS	AVG
0	PHILON, Labaron	7-7	197:12	28.2	57-101	.564	13-34	.382	17-27	.630	4	16	20	2.9	17	0	40	23	2	9	144	20.6
2	HOLLOWAY, Aden	6-6	179:01	29.8	38-80	.475	21-49	.429	12-13	.923	3	14	17	2.8	16	1	26	6	0	3	109	18.2
7	BOWEN, Taylor Bol	7-7	153:28	21.9	24-44	.545	7-24	.292	21-23	.913	6	27	33	4.7	19	1	3	4	8	5	76	10.9
95	MALLETTE, Houston	7-6	164:30	23.5	18-47	.383	14-40	.350	20-20	1.000	12	15	27	3.9	12	0	9	3	0	6	70	10.0
22	SHERRELL, Aiden	7-7	134:02	19.1	26-41	.634	4-9	.444	12-19	.632	14	21	35	5.0	16	0	6	9	13	6	68	9.7
5	ALLEN, Amari	7-1	180:09	25.7	23-49	.469	11-26	.423	10-16	.625	8	40	48	6.9	17	1	25	9	5	8	67	9.6
3	WRIGHTSELL JR., Latrell	3-1	78:27	26.2	10-27	.370	6-18	.333	2-4	.500	0	7	7	2.3	1	0	8	2	1	4	28	9.3
6	JENISON, London	7-0	93:31	13.4	16-30	.533	6-17	.353	11-14	.786	5	15	20	2.9	8	0	1	4	2	3	49	7.0
10	BRISTOW, Keitenn	3-0	50:22	16.8	7-18	.389	0-4	.000	6-9	.667	5	17	22	7.3	5	0	0	4	2	2	20	6.7
4	HANNAH, Davion	7-0	81:54	11.7	10-17	.588	2-5	.400	2-4	.500	1	9	10	1.4	3	0	6	5	1	5	24	3.4
15	WILLIAMSON, Noah	7-0	71:41	10.2	3-13	.231	1-8	.125	4-5	.800	5	10	15	2.1	15	0	4	4	3	1	11	1.6
34	ONYEJIAKA, Collins	2-0	09:24	4.7	1-2	.500	0-0	.000	0-2	.000	1	5	6	3.0	4	0	0	2	0	0	2	1.0
25	MARTIN, Jacob	3-0	05:16	1.8	0-0	.000	0-0	.000	1-2	.500	1	0	1	0.3	0	0	1	0	1	0	1	0.3
31	FAGAN, Jack	1-0	00:33	0.5	0-0	.000	0-0	.000	0-0	.000	0	0	0	0.0	0	0	0	0	0	0	0	0.0
30	JAMES, Klark	1-0	00:33	0.5	0-0	.000	0-0	.000	0-0	.000	0	0	0	0.0	0	0	0	0	0	0	0	0.0
Team											15	12	27									
Total		7	1400		233-469	.497	85-234	.363	118-158	.747	80	208	288	41.1	133	3	129	75	38	52	669	95.6
Opponents		7	1400		210-483	.435	55-167	.329	99-153	.647	93	173	266	38.0	130	4	105	73	15	46	574	82.0

Team Statistics

	UA	OPP
Scoring	669	574
Points per game	[illegible]	[illegible]
Scoring margin	+[illegible]	-
Field goals-att	233-469	210-483
Field goal pct	[illegible]	[illegible]
3 point fg-att	85-234	55-167
3-point FG pct	[illegible]	[illegible]
3-pt FG made per game	[illegible]	[illegible]
Free throws-att	118-158	99-153
Free throw pct	[illegible]	[illegible]
F-Throws made per game	[illegible]	[illegible]
Rebounds	288	266
Rebounds per game	[illegible]	[illegible]
Rebounding margin	+[illegible]	-
Assists	129	105
Assists per game	[illegible]	[illegible]
Turnovers	75	73
Turnovers per game	[illegible]	[illegible]
Turnover margin	[illegible]	-
Assist/turnover ratio	[illegible]	[illegible]
Steals	52	46
Steals per game	[illegible]	[illegible]
Blocks	38	15
Blocks per game	[illegible]	[illegible]
Winning streak	2	-
Home win streak	[illegible]	-
Attendance	26948	17319
Home games-Avg/Game	[illegible]	[illegible]
Neutral site-Avg/Game	-	[illegible]

Team Results

Date	Opponent		Score	Att.
11/03/2025	North Dakota	W	91-62	13474
11/08/2025	at St. John's (NY)	W	103-96	17319
11/13/2025	Purdue	L	80-87	13474
11/19/2025	vs Illinois	W	90-86	17775
11/24/2025	vs Gonzaga	L	85-95	0
11/25/2025	vs UNLV	W	115-76	2799
11/26/2025	vs Maryland	W	105-72	3947

2025-26 RADIO/TV CHART

0
LABARON **PHILON JR.**
GUARD So. • 6-4 • 185
Mobile, Ala.
(Link Academy)

1
JALIL **BETHEA**
GUARD So. • 6-5 • 190
Philadelphia, Pa.
(Miami/Archbishop Wood)



2
ADEN **HOLLOWAY**
GUARD Jr. • 6-1 • 180
Charlotte, N.C.
(Auburn/Prolific Prep)

3
LATRELL **WRIGHTSELL JR.**
GUARD Gr. • 6-3 • 195
Omaha, Neb.
(Cal State Fullerton/Omaha Central HS)

4
DAVION **HANNAH**
GUARD Fr. • 6-6 • 190
Milwaukee, Wisc.
(Link Academy)

5
AMARI **ALLEN**
FORWARD Fr. • 6-8 • 205
Green Bay, Wisc.
(Ashwaubenon HS)

6
LONDON **JEMISON**
FORWARD Fr. • 6-8 • 205
Bloomfield, Conn.
(St. Thomas More)

7
TAYLOR **BOL BOWEN**
FORWARD Jr. • 6-10 • 202
Jericho, Vt.
(Florida State/Brewster Academy)

10
KEITENN **BRISTOW**
FORWARD So. • 6-10 • 205
Holliday, Texas
(Tarleton State/Holliday HS)

11
PRESTON **MURPHY JR.**
GUARD Jr. • 6-1 • 180
Barrington, R.I.
(Northern Okla. College/New Orleans/St. Andrew's School)

15
NOAH **WILLIAMSON**
CENTER Sr. • 7-0 • 255
Riga, Latvia
(Bucknell/St. Thomas More)

22
AIDEN **SHERRELL**
FORWARD So. • 6-11 • 255
Detroit, Mich.
(Prolific Prep)

34
COLLINS **ONYEJIAKA**
CENTER Fr. • 6-11 • 265
Abuja, Nigeria
(The Newman School)

95
HOUSTON **MALLETTE**
GUARD Gr. • 6-5 • 202
Alameda, Calif.
(Pepperdine/Pacifica Christian)

NATE **OATS**
HEAD COACH
7th Season

PRESTON **MURPHY**
ASSISTANT COACH
3rd Season

BRIAN **ADAMS**
ASSISTANT COACH
2nd Season

CHRIS **FLEMING**
ASSISTANT COACH
1st Season

ERWIN **DUDLEY**
SPECIAL ASSISTANT TO THE HEAD COACH
1st Season

ADAM **BAUMAN**
DIRECTOR OF SCOUTING & ANALYTICS
7th Season

CHRISTIAN **PINO**
DIR. OF PLAYER DEVELOPMENT/RECRUITING COORD.
7th Season

BRADY **GOKA**
VIDEO COORDINATOR
6th Season

CLARKE **HOLTER**
ATHLETIC TRAINER
11th Season

HENRY **BARRERA**
STRENGTH & CONDITIONING COACH
4th Season

JOSH **PIERRE**
DIRECTOR OF OPERATIONS
4th Season