



MOUNTAINEER BASKETBALL

PO BOX 877

MORGANTOWN, WV 26507-0877

WVUSPORTS.COM

304.293.2821 PHONE

2025-26 Schedule/Results

Date	Opponent	Television	Time/Results
N4	Mount St. Mary's	ESPN+	W/70-54
N6	Campbell	ESPN+	W/73-65
N9	Lehigh	ESPN+	W/69-47
N13	Pitt	FS1	W/71-49
N17	Lafayette	ESPN+	W/81-59
N21	vs. Clemson #	ESPN2	6:30 p.m.
N23	vs. Georgia or Xavier #	ESPN	1 or 3:30 p.m.
N30	Mercyhurst	ESPN+	3:00 p.m.
D3	Coppin State	ESPN+	7:00 p.m.
D6	vs. Wake Forest +	ESPN2	6:00 p.m.
D9	Little Rock	ESPN+	7:00 p.m.
D13	vs. Ohio State ^	ESPNU	8:00 p.m.
D22	Mississippi Valley State	ESPN+	7:00 p.m.
J2	at Iowa State *	ESPN2	9:00 p.m.
J6	Cincinnati *	ESPN2	7:00 p.m.
J10	Kansas *	FOX/FS1	Noon
J13	at Houston *	FS1	8:30 p.m.
J17	Colorado *	CBSSN	6:00 p.m.
J21	at Arizona State *	Peacock	9:00 p.m.
J24	at Arizona *	CBS	2:00 p.m.
J27	Kansas State *	FS1	8:30 p.m.
J31	Baylor *	ESPN2	4:00 p.m.
F5	at Cincinnati *	ESPN2	7:00 p.m.
F8	Texas Tech *	FOX	1:00 p.m.
F14	at UCF *	FS1	6:00 p.m.
F18	Utah *	FS1	8:30 p.m.
F21	at TCU *	Peacock	5:00 p.m.
F24	at Oklahoma State *	CBSSN	7:00 p.m.
F28	BYU *	FOX	5:30 p.m.
M3	at Kansas State *	ESPN+	8:00 p.m.
M6	UCF *	CBSSN	8:00 p.m.
M10-14	Big 12 Championship @	ESPN2/U/+	TBD

Shriners Children's Charleston Classic, Charleston, S.C.

+ Holiday Hoopfest, Charleston, W.Va.

^ Cleveland Hoops Showdown, Cleveland, Ohio

* Big 12 Conference Game

@ Phillips 66 Big 12 Championship, Kansas City, Mo.

- All times Eastern and subject to change



Clemson
Tigers (4-1)

Game 6 - Clemson

DATE: Friday, Nov. 21, 2025

LOCATION: TD Arena (5,100) in Charleston, South Carolina

TIPOFF: 6:30 p.m. ET

SERIES: West Virginia leads 5-1

LAST MEETING: West Virginia 66, Clemson 59 (Nov. 21, 2021 at Charleston, S.C.)

TV: ESPN2 (John Schriffen and Scott Williams)

RADIO: MSN (Tony Caridi and Brad Howe) Sirius/XM 388



West Virginia
Mountaineers (5-0)

The 2025 Shriners Children's Charleston Classic

- Ross Hodge has posted the best start for a WVU coach in his first season since Fred Schaus started 5-0 in 1954.
- Five different Mountaineers have led the team in scoring this year, and four different WVU players have scored 20 or more points this season.
- All five of WVU's opponents have had more turnovers than assists this season.
- West Virginia has won 11 of its last 16 and 24 of its last 33 games against Atlantic Coast Conference teams.
- WVU is 46-17 in in-season tournaments since 2007.
- The Mountaineers last played in the Shriners Children's Charleston Classic in 2021. WVU defeated Elon, 87-68, fell to Marquette, 82-71, and defeated Clemson for third place, 66-59.
- Ross Hodge's North Texas team played in the 2023 Shriners Children's Charleston Classic, falling to St. John's (53-52) and LSU (66-62) before defeating Towson (65-39).
- WVU is 14-6 all-time in games played in the state of South Carolina.
- WVU is fourth in the country in scoring defense at 54.8 points per game.
- Dating back to last season, Ross Hodge has held opponents to under 70 points or more in 28 consecutive games.
- WVU's 22-win win over Pitt was its largest margin of victory against the Panthers in the 55-year history of Hope Coliseum, and Pitt's 49 points scored marked its lowest point total in Morgantown since scoring 34 points in 1949.
- West Virginia is 212-56 against nonconference teams in regular season games in the last 22 seasons.
- The Mountaineers have posted a winning nonconference record in 32 of the last 33 seasons.
- WVU is 282-106 in its last 388 games vs. unranked teams, including winners of 162 of its last 197 at Hope Coliseum.
- Ross Hodge, who has won more than 80% of his games as a head coach and is considered one of the nation's top defensive masterminds, was named the 24th head men's basketball coach at West Virginia University, Vice President and Director of Athletics Wren Baker announced on March 26, 2025.
- Hodge spent the last eight seasons at North Texas, including the last two as head coach, posting a 46-24 (.657) record.
- In 2024-25, Hodge's North Texas team won 27 games and advanced to the semifinals of the NIT in Indianapolis
- Hodge has compiled a record of 197-48 (.804) in eight seasons as a head coach.
- Hodge's record as a Division I head coach in three seasons is 51-24 (.680).
- Hodge's 46 wins were the most by a UNT head coach in his first two seasons.
- In 2024-25, North Texas ranked third in the country in scoring defense at 59.9 points per game, 1.5 points behind first place Houston.
- Ross Hodge is 43-10 as a Division I head coach when leading at halftime.
- Ross Hodge is 33-5 in home games as a Division I head coach.
- Ross Hodge is 47-14 when scoring 60 or more points, 32-4 when scoring 70 or more points and 11-0 when scoring 80 more points as a Division I head coach.
- Ross Hodge is 27-3 when holding opponents to less than 60 points as a Division I head coach.
- Ross Hodge is 24-2 when holding opponents to under 40% shooting as a Division I head coach.
- West Virginia returned zero percent of its scoring and minutes played from the 2024-25 season.
- The Mountaineers have nine Division I transfers on their roster: Brenen Lorient (North Texas & Florida Atlantic), Jasper Floyd (North Texas & Fairfield), Honor Huff (Chattanooga & VMI), Chance Moore (St. Bonaventure & Missouri State), Jackson Fields (Troy), Niyol Hauet (Weber State), Morris Ugusuk (South Carolina), Treysen Eaglestaff (North Dakota) and Harlan Obioha (UNC Wilmington and Niagara).
- WVU has a wealth of experience on its roster who have college basketball experience. Entering this season, they have combined to play 713 games, made 409 starts, scored 6,654 points, grabbed 2,490 rebounds, made 809 3-point field goals, had 587 steals and dished out 1,027 assists.
- Two Mountaineers are approaching 100 games played in their careers: Chance Moore (99 games) and Jackson Fields (95 games).
- The Mountaineers have won 165 of their last 187 games when holding opponents to 69 points or less.
- WVU has won 176 of its last 201 and 232 of its last 264 games when holding opponents to less than 69 points.
- West Virginia was predicted 11th in the Preseason Big 12 Poll by the league's head coaches.
- West Virginia has made at least one 3-point field goal in 901 consecutive games.
- West Virginia is 4-2 all-time in games played on November 21.

WVU Athletics Communications

Associate Athletics Director..... Bryan Messerly
Email bryan.messerly@mail.wvu.edu
Office Phone 304-293-2821
Social Media @wvuhoops
Web WVUsports.com

WVU Quick Facts

Location..... Morgantown, W.Va.
Enrollment..... 26,000+
Founded 1867
President..... Michael T. Benson
Vice President/Director of Athletics..... Wren Baker
Nickname..... Mountaineers
School Colors..... Old Gold and Blue
Basketball Began..... 1903-04
Facility Hope Coliseum (14,000), opened in 1970





WHAT THEY ARE SAYING ABOUT

Ross Hodge

"Ross Hodge is the ultimate winner. He's an elite basketball coach and knows how to help his teams be the best they can be on the court. The separator is his love for people and genuine relationships off the court that give him the trust required to hold his teams to a championship level. He'll win big at West Virginia, but what I respect most is he's an awesome husband, father and friend." **Grant McCasland, Head Men's Basketball Coach – Texas Tech**

"West Virginia made a very good hire in Ross Hodge. He is a very capable basketball coach, quietly super competitive and smart. He has already been around coaches who have been successful in the Big 12, and I expect him to do the same in Morgantown." **Fran Fraschilla, ESPN College Basketball Analyst**

"Ross is definitely one of my favorite coaches in the country. He is the next big-time coach to take West Virginia back to the glory days of winning and NCAA Tournaments. He is arguably one of the best in the country defensively. His teams will always be a hard out. They are relentless in their efforts for 40 minutes. It's one of the hardest teams that I have ever had to coach against because they are so tough." **Penny Hardaway, Head Men's Basketball Coach – Memphis**

"Ross is a tremendous coach and leader of young men. He will do a terrific job at West Virginia. He is a home run hire and the Big 12 just got better." **Scott Drew, Head Men's Basketball Coach - Baylor**

"West Virginia is hiring one of the best young coaches in the country. Ross possesses the grittiness, emotional intelligence and humility to be successful at any level of basketball. He has won at every stop, and I can't imagine that changing in Morgantown. I couldn't be more excited for Ross and his family." **Dusty May, Head Men's Basketball Coach - Michigan**

ROSS HODGE

// COACHING FILE

Coaching History

Texas A&M-Commerce
Assistant Coach
2003-05

Paris Junior College
Assistant Coach
2005-06

Paris Junior College
Head Coach
2006-09

Midland
Head Coach
2009-11

Southern Mississippi
Assistant Coach
2011-12

Colorado State
Assistant Coach
2012-16

Arkansas State
Associate Head Coach
2016-17

North Texas

Associate Head Coach
2017-23

North Texas

Head Coach
2023-25

West Virginia

Head Coach
2025-present

Playing Career

Paris Junior College
1999-2001

Texas A&M Commerce
2001-03

Education

Texas A&M-Commerce, '03

Family

Wife (Shelly)

Children (Emery and Reed)

Personal

Birthday is July 15

Native of Dallas, Texas

HODGE

YEAR-BY-YEAR

Season	Team	Overall	Conference	Finish
2006-07	Paris JC	26-4		
2007-08	Paris JC	30-7	NJCAA Division	Elite Eight
2008-09	Paris JC	25-6		
2009-10	Midland	30-3	Region V	Tournament Runner-up
2010-11	Midland	33-4	WJCAC	Conference Champions
			Region V Tournament Champions	NJCAA Runner-up
2023-24	North Texas	19-15	10-8	NIT Second Round
2024-25	North Texas	27-9	14-4	NIT Semifinals
2025-26	WVU	5-0		
Total		197-48 (.804)	24-12 (.667)	

Probable Mountaineer Starters

No.	Name	Pos.	Ht.	Wt.	Cl.	Statistics	Notes
1	Jasper Floyd	G	6-3	195	Sr.	9.8 ppg, 3.8 rpg	Matched career high with 25 points vs. MSM
3	Honor Huff	G	5-10	165	Sr.	17.2 ppg, 2.0 rpg	Led NCAA with 131 3-point field goals in 2025
52	Treysen Eaglestaff	G	6-6	205	Sr.	5.0 ppg, 3.6 rpg	Had 51 points last year vs. South Dakota State
0	Brenen Lorient	F	6-9	215	Sr.	12.8 ppg, 7.4 rpg	Career-high 26 points vs. Lehigh on Nov. 9
55	Harlan Obioha	C	7-0	265	Sr.	10.2 ppg, 5.4 rpg	Scored 19 points on 8-of-9 shooting vs. Pitt

Mountaineers Off The Bench

No.	Name	Pos.	Ht.	Wt.	Cl.	Statistics	Notes
5	DJ Thomas	F	6-9	225	Fr.	11.0 ppg, 2.4 rpg	Scored a game-high 25 points vs. Lafayette
23	Morris Ugusuk	G	6-4	180	Jr.	3.2 ppg, 4.0 rpg	Transfer from South Carolina
2	Amir Jenkins	G	6-2	180	Fr.	3.6 ppg, 1.8 rpg	Top 100 recruit in Class of 2025
4	Jayden Forsythe	G	6-5	195	Fr.	0.0 ppg, 0.7 rpg	Attended Westtown School (Pa.)
8	Abraham Oyeadier	C	6-9	225	r-Fr.	0.0 ppg, 2.0 rpg	Redshirted last season
21	Niyol Hauet	G	6-4	180	r-Fr.	0.0 ppg, 0.5 rpg	Transfer from Weber State
7	Evans Barning Jr.	F	6-7	200	Fr.	0.0 ppg, 0.0 rpg	Attended Archbishop Carroll High School (D.C.)
13	Chance Moore	G	6-6	210	5th	0.0 ppg, 0.0 rpg	Will sit first five games due to NCAA rules
15	Jackson Fields	F	6-8	225	Sr.	0.0 ppg, 0.0 rpg	Sidelined with a hand injury
20	MJ Feenane	G	6-6	190	Fr.	0.0 ppg, 0.0 rpg	Attended Columbus High School in Miami

Probable Clemson Starters

No.	Name	Pos.	Ht.	Wt.	Cl.	Statistics
10	Jake Wahlin	F	6-10	210	Jr.	9.4 ppg, 5.4 rpg
11	Nick Davidson	F	6-10	235	Sr.	9.8 ppg, 4.8 rpg
22	Carter Welling	C	6-11	240	Jr.	11.4 ppg, 6.4 rpg
2	Dillon Hunter	G	6-3	195	Sr.	6.6 ppg, 2.8 rpg
21	Ace Buckner	G	6-3	180	Fr.	11.0 ppg, 4.0 rpg

Head Coach: Brad Brownell (296-197, 16th Season at Clemson; 463-282, 24th Season Overall)

Scouting Clemson

- Clemson is 4-1 on the season following an 81-61 win over North Alabama on Monday.
- The Tigers fell at Georgetown on Saturday, 79-74.
- Clemson opened the season with wins over New Hampshire (88-38), Gardner-Webb (97-59) and Morehead State (83-56).

Series Record

- West Virginia and Clemson are meeting for the seventh time in all-time series play.
- The Mountaineers own a 5-1 lead in series play that began in 1952.
- The last meeting took place on Nov. 21, 2021, in the third-place game of the Shriners Children's Charleston Classic with WVU winning 66-59.
- WVU is 2-0 against Clemson coach Brad Brownell. WVU defeated Brownell's Clemson team, 84-76, in the first round of the 2011 NCAA Tournament in Tampa, Florida.
- West Virginia is 3-0 against Clemson on neutral courts.

WVU Basketball Tradition

- This is the 117th season and 123rd year overall for West Virginia basketball, which began in 1903.
- The Mountaineers own a 1,879-1,188 all-time record in intercollegiate basketball competition, ranking the Mountaineers 20th in wins among all Division I schools.
- WVU has earned 31 NCAA berths, 16 NIT trips and one CBI bid since 1941, and has finished in the Top 25 24 times, including an amazing nine straight years from 1955-63.
- In 1958, the Mountaineers finished the regular season ranked No. 1 in both polls and in 1959, West Virginia, led by All-America guard Jerry West, lost in the NCAA finals to California.
- West Virginia has had 13 first team All-Americans, headlined by West, who went on to become one of basketball's all-time greats with the NBA's Los Angeles Lakers.
- Since 2010, Derek Culver was named to the Lute Olson All-America team in 2021, Jevon Carter was named to the John Wooden, Lute Olson and Senior CLASS All-America teams in 2018, Juwan Staten was named to the Lute Olson All-America team in 2015, Da'Sean Butler earned All-America first team honors in 2010 by John Wooden & Basketball Times and Kevin Jones earned All-America honors in 2012 by John Wooden.
- Besides West, some of basketball's biggest names have been affiliated with the Old Gold & Blue, including former Lakers coach and general manager Fred Schaus, former NBA President of Basketball Operations and Naismith Hall of Famer Rod Thorn, former Utah Jazz broadcaster and Curt Gowdy Media Award winner "Hot Rod" Hundley and most recently Naismith Hall of Famer Bob Huggins. Head coach Joe Mazzulla led the Boston Celtics to the 2024 NBA World Championship, Mike Gansey serves as General Manager of the Cleveland Cavaliers and Jonnie West is the Senior Director of Pro Personnel for the Golden State Warriors.
- West Virginia has played in four different home venues: the ROTC Armory (1903-15), The Ark (1916-27), WVU Field House (1928-69) and Hope Coliseum (1970-present). When the WVU Coliseum was closed due to asbestos removal during the 1999-2000 season, WVU played home games in Charleston, Wheeling and Fairmont.

When West Virginia ...

Plays a home game: 5-0
Plays a road game: 0-0
Plays a game at a neutral site: 0-0
Plays a Big 12 game: 0-0
Plays a nonconference game: 5-0

Plays on Sunday: 1-0
Plays on Monday: 1-0
Plays on Tuesday: 1-0
Plays on Wednesday: 0-0
Plays on Thursday: 2-0
Plays on Friday: 0-0
Plays on Saturday: 0-0

Wears white uniforms: 4-0
Wears blue uniforms: 0-0
Wears gold uniforms: 1-0
Wears gray uniforms: 0-0
Wears black uniforms: 0-0
Wears throwback uniforms: 0-0

Wins the tipoff: 4-0
Is ahead at halftime: 5-0
Is behind at halftime: 0-0
Is tied at halftime: 0-0
Plays an overtime game: 0-0
Leads by 10 or more points: 5-0
Trails by 10 or more points: 0-0
Leads entering the final minute: 5-0
Is behind entering the final minute: 0-0
Is tied entering the final minute: 0-0

Shoots 50% or better from the field: 1-0
Shoots less than 50% from the field: 4-0
Allows the opponent to shoot 50% or better: 0-0
Holds the opponent to less than 50%: 5-0
Outshoots the opponent: 5-0

Outrebounds the opponent: 3-0
Is outrebounded by the opponent: 2-0
Has the same number of rebounds as the opponent: 0-0
Outscores the opponent in bench scoring: 3-0
Is outscored by the opponent's bench: 1-0
Scores the same as the opponent's bench: 1-0

Shoots more free throws than the opponent: 4-0
Shoots fewer free throws than the opponent: 1-0
Shoots the same number of free throws as the opponent: 0-0
Commits more fouls than the opponent: 0-0
Commits fewer fouls than the opponent: 5-0
Commits the same number of fouls as the opponent: 0-0
Has more turnovers than the opponent: 0-0
Has fewer turnovers than the opponent: 5-0
Has the same number of turnovers as the opponent: 0-0

Scores less than 60 points: 0-0
Scores 60-69 points: 1-0
Scores 70-79 points: 3-0
Scores 80 or more points: 1-0
Allows the opponent less than 60 points: 4-0
Allows the opponent 60-69 points: 1-0
Allows the opponent 70-79 points: 0-0
Allows the opponent more than 80 points: 0-0

West Virginia In Its 5 Wins/0 Losses

WVU's field goal percentage: 44.8/
WVU's free throw percentage: 69.0/
WVU's 3-point field goal percentage: 34.7/
WVU's free throw attempts/game: 25.8/
WVU's offensive rebounds/game: 9.4/
WVU's rebounds/game: 34.6/
WVU's rebound margin/game: +2.8/
WVU's assists/game: 13.0/
WVU's turnovers/game: 9.8/
WVU's points/game: 72.8/
Opponent's field goal percentage: 37.5/
Opponent's points/game: 54.8/
Opponent's turnovers/game: 15.8/
Opponent's free throw attempts/game: 16.0/

Wins are first, followed by losses

Ross Hodge

- Ross Hodge, who has won 80% of his games as a head coach and is considered one of the nation's top defensive masterminds, was named the 24th head men's basketball coach at West Virginia University, Vice President and Director of Athletics Wren Baker announced on March 26, 2025.
- Hodge spent the last eight seasons at North Texas, including the last two as head coach, posting a 46-24 (.657) record.
- In 2024-25, Hodge's North Texas team won 27 games and advanced to the semifinals of the NIT in Indianapolis.
- Hodge has compiled a record of 197-48 (.804) in eight seasons as a head coach, including 51-24 (.680) in Division I.
- In 2024-25, Hodge has led a revamped North Texas team to an eight-win overall improvement and second-place finish in the American Athletic Conference, five spots higher than its preseason projection.
- UNT's 27 wins were the second-most single season wins in school history and the 14 league victories were tied for the third-most league wins in school history and most in its AAC tenure.
- Hodge's 46 wins were the most by a UNT head coach in his first two seasons.
- In 2024-25, North Texas ranked third in the country in scoring defense at 59.9 points per game, 1.5 points behind first place Houston.
- That season, UNT had the AAC's second-most efficient offense and second-most efficient defense. On offense, UNT averaged 1.13 points per possession against AAC opponents and on defense held AAC opponents to 1.01 points per possession.
- In 2023-24, in UNT's first season in the American, Hodge led North Texas to a 19-win season and the second round of the NIT.
- Hodge was named a finalist for the 2024 Joe B. Hall National Coach of the Year Award, which is given to the nation's top rookie head coach. He was the only rookie head coach to lead his respective team to either the NCAA Tournament or NIT.
- North Texas was without two starters due to injuries for half of its league games and finished with 10 conference wins, the most by a first-year UNT head coach.
- Also, North Texas' scoring defense held opponents to 63.8 points per game, which was the 12th-best in the nation and best in the AAC. North Texas made 284 3-point field goals and shot 37.7% from 3. It was tied for the second-most single season 3-point field goals in program history and the 3-point field goal percentage was 14th best in the nation.
- Hodge was the architect of North Texas' defense. The Mean Green have featured one of the nation's top defenses over the last five seasons. Since 2020, North Texas is giving up an average of just 59.2 points per game. Only Houston is allowing fewer points per game over the last five seasons combined (58.0). In 2021-22 and 2022-23, UNT had the nation's No. 1 scoring defense, limiting opponents to 55.7 and 55.8 points per game, respectively, and is Conference USA's top single-season scoring defenses in league history.
- In his six seasons at UNT prior to being named head coach, Hodge served as the associate head coach under current Texas Tech head coach Grant McCasland. Hodge helped lead the Mean Green to a 135-65 overall record and 71-35 record in conference games. North Texas won the 2020 Conference USA regular season championship, 2021 Conference USA Tournament championship and 2022 Conference USA regular season title. In 2021, UNT earned an automatic bid into the NCAA Tournament, where they received a program-best No. 13 seeding. In the first round the Mean Green upset Purdue, 78-69, for the program's first-ever NCAA win. In 2023, Hodge helped lead North Texas to the 2023 NIT championship, the program's first NIT title. In his first season at North Texas in 2017-18, Hodge helped guide UNT to the 2018 CBI championship.
- UNT was just one of six schools in the country to have won a national postseason game in each of the last five years, joining Baylor, Creighton, Gonzaga, Houston and Oregon.
- In 2022-23, North Texas won a single-season program record 31 overall games. It was the second straight season UNT set the program record for single season wins. Additionally, UNT won 16 league games in 2022 and 2023, which is a program record.
- Prior to his arrival at North Texas, Hodge served as the associate head coach under McCasland at Arkansas State for the 2016-17 season. The Red Wolves made a 10-win improvement that season, which was the second-best turn around in Division I basketball that year.
- Prior to Arkansas State, Hodge spent four seasons with Larry Eustachy at Colorado State. Hodge served as the lead recruiter there and helped the Rams to an 87-48 record over his four-year stint. During his time there, the Rams advanced to postseason play twice, including the NCAA Tournament in 2013, where they reached the NCAA Second Round after defeating Missouri, 84-72. CSU lost to eventual national champion Louisville.
- Hodge joined the Division I coaching ranks when he was hired by Eustachy as an assistant coach at Southern Miss prior to the 2011-12 season. The Golden Eagles posted a 25-9 record and finished second in Conference USA with an 11-5 mark. Southern Miss received an at-large berth in the NCAA Tournament as an eight seed.
- From 2006-11, Hodge was one of the nation's top junior college head coaches, compiling a 146-24 (.858) overall record with stops at Paris Junior College and Midland College.
- Hodge guided Midland to a 63-7 (.900) overall record in his two seasons (2009-11) after taking over the Midland head coaching job after McCasland left to be the head coach at Midwestern State. Hodge saw his 2010-11 team post a 33-4 record, winning the Western Junior College Athletics Conference title, the Region V Tournament championship and advancing to the NJCAA Championship game. In 2009, Hodge led Midland to its best start in program history (26-0) and an appearance in the Region V Tournament title game.
- Between 2003 and 2005, Hodge served as the assistant men's basketball coach at Texas A&M University-Commerce, where he helped the Lions to the 2004-05 Lone Star Conference Championship, and a spot in the NCAA Division II Sweet 16.
- Hodge was a two-year starter at Paris Junior College, where he won the Bobby Walters Leadership Award in 2001. He finished his playing career at Texas A&M-Commerce, where he was honored with the Terry Allen Award for leadership and positive representation on and off the court in 2003.
- Hodge is a native of Dallas. He and his wife, Shelly, have two children, Emery and Reed.

WVU's 1,000 Point Scorers

Player	Years	Points
Jerry West	1958-60	2,309
Rod Hundley	1955-57	2,180
Da'Sean Butler	2007-10	2,095
Wil Robinson	1970-72	1,850
Kevin Jones	2009-12	1,822
Greg Jones	1980-83	1,797
Rod Thorn	1961-63	1,785
Jevon Carter	2015-18	1,758
Kevin Pittsnogle	2003-06	1,708
Lowes Moore	1976-80	1,696
Ron Williams	1966-68	1,687
Chris Brooks	1988-91	1,661
Pervires Greene	1991-94	1,655
Damian Owens	1995-98	1,616
Darryl Bryant	2009-12	1,590
Warren Baker	1973-76	1,556
Mark Workman	1950-52	1,553
Lester Rowe	1982-85	1,524
Dale Blaney	1982-86	1,520
Darryl Prue	1986-89	1,426
Alex Ruoff	2006-09	1,420
Ricky Robinson	1991-94	1,373
Russel Todd	1980-83	1,350
Tracy Shelton	1989-93	1,316
Daxter Miles Jr.	2015-18	1,311
Maurice Robinson	1975-78	1,307
Steve Berger	1987-90	1,262
Juwan Staten	2013-15	1,260
Chris Leonard	1989-92	1,235
Marcus Goree	1997-00	1,183
Marsalis Basey	1991-94	1,168
Seldon Jefferson	1995-97	1,168
Chris Moss	1999-02	1,167
Jim McCormick	1961-63	1,156
Mike Boyd	1991-94	1,136
Devin Williams	2014-16	1,134
Eddie Becker	1952-54	1,127
Bob Smith	1957-59	1,127
Bob Hummell	1968-70	1,117
Herbie Brooks	1986-89	1,105
Tom Lowry	1962-64	1,104
Lloyd Sharrar	1956-58	1,101
Tyrone Sally	2002-05	1,092
Taz Sherman	2020-22	1,089
Lionel Armstead	1999-02	1,083
Dave Reaser	1966-68	1,071
Johannes Herber	2003-06	1,069
Drew Schifino	2002-04	1,048
Esa Ahmad	2016-19	1,039
Derek Culver	2019-21	1,036
Lee Patrone	1959-61	1,028
Tony Robertson	1976-77	1,026
Fred Schaus	1947-49	1,009
Patrick Beilein	2003-06	1,001
Leland Byrd	1944-48	1,000

Tale of the Tape

	WVU 5	Clemson 5	
GAMES PLAYED			
SCORING	364	423	
points per game	72.8	84.6	
scoring margin	+18.0	+26.0	
FIELD GOALS-ATT	120-268	144-312	
field goal pct	.448	.462	
3 POINT FG-ATT	35-101	48-149	
3-point FG pct	.347	.322	
3-point FG made per game	7.0	9.6	
FIELD GOALS-ATT (OPPONENT)	93-248	100-282	
field goal pct	.375	.355	
3 POINT FG-ATT (OPPONENT)	29-94	29-117	
3-point FG pct	.309	.248	
3-point FG made per game	5.8	5.8	
FREE THROWS-ATT	89-129	87-119	
free throw pct	.690	.731	
REBOUNDS	173	213	
rebounds per game	34.6	42.6	
rebounding margin	+2.8	+10.0	
ASSISTS	65	89	
assists per game	13.0	17.8	
TURNOVERS	49	36	
turnovers per game	9.8	7.2	
turnover margin	+6.0	+4.0	
assist/turnover ratio	1.3	2.5	
STEALS	40	26	
steals per game	8.0	5.2	
BLOCKS	16	18	
blocks per game	3.2	3.6	
STREAK	W5	W1	
SCORE BY PERIODS	1st	2nd	Total
West Virginia	180	184	364
Clemson	208	215	423

Double-Figure Scoring Games/2025-26

Honor Huff	4
Brenen Lorient	3
Harlan Obioha	3
DJ Thomas	3
Jasper Floyd	2
Treysen Eaglestaff	1

Career Double-Figure Scoring Games at WVU

Honor Huff	4
Brenen Lorient	3
DJ Thomas	3
Harlan Obioha	3
Jasper Floyd	2
Treysen Eaglestaff	1

20-Point Games/2025-26

Honor Huff	2
Jasper Floyd	1
Brenen Lorient	1
DJ Thomas	1

Career 20-Point Games at WVU

Honor Huff	2
Jasper Floyd	1
Brenen Lorient	1
DJ Thomas	1

Double-Figure Rebounding Games/2025-26

Brenen Lorient	1
----------------	---

Career Double-Figure Rebounding Games at WVU

Brenen Lorient	1
----------------	---

Double-Figure Assist Games/2025-26

None	
------	--

Career Double-Figure Assist Games at WVU

None	
------	--

Double-Doubles/2025-26

Brenen Lorient	1
----------------	---

Career Double-Doubles at WVU

Brenen Lorient	1
----------------	---

Pronunciation Guide

Names

Amir	Uh-MEER
Niyol Hauet	NIGH-ole HOW-et
Obioha	Oh-bee-OH-hah
Oyeadier	OH-yuh-deer
Treysen	TRAY-sen
Ugusuk	OOH-guh-sook

Speciality Stats (per game)

	WVU	Opponent
Points off Turnovers	17.6	10.6
Second Chance Points	11.6	5.8
Points in the Paint	30.8	22.0
Fast Break Points	8.6	7.8
Bench Points	17.8	10.0

Player Assists

- **Evans Barning Jr.:** Attended Archbishop Carroll High in Washington, D.C. this past season ... averaged 10.4 points and 6.3 rebounds per game.
- **Treysen Eaglestaff:** Came to West Virginia from North Dakota, where he played the last three seasons ... last season, he set a Summit League tournament record with 51 points in North Dakota's victory over South Dakota State ... the 51 points scored were the most by a college basketball player since Houston Baptist's Darius Lee scored 52 points in four overtimes against McNeese State on March 5, 2022 ... was the only Division I player this past season with multiple games of 40 points or more ... averaged 18.9 points while shooting 41.6% from the field, 35.9% from 3 and 79.4% from the free throw line.
- **MJ Feenane:** Attended Columbus High School in Miami ... helped his team to four-straight state championships.
- **Jackson Fields:** Came to West Virginia from Troy, where he played the last three seasons ... this past season, he started 33 of 34 games, averaging 7.9 points and 4.8 rebounds per game while shooting 48.7% from the field and 72.1% from the free throw line ... had a career-high 21 points, including five 3-point field goals, against James Madison and a season-high 10 rebounds against South Alabama ... helped lead Troy to the Sun Belt championship and an NCAA Tournament appearance.
- **Jasper Floyd:** Attended North Texas last season ... last year at North Texas, he started all 36 games, averaging 9.0 points, 4.0 assists, 3.0 rebounds and 1.3 steals per game with a 2.0 assist to turnover ratio ... had team leads of 141 assists and 48 steals, while leading UNT in assists in 29 of the 36 games ... scored the winning jump shot versus Arkansas State in the second round of the NIT ... averaged 15.7 points per game in the NIT ... previously attended Fairfield ... matched his career best with 25 points in WVU debut vs. Mount St. Mary's.
- **Jayden Forsythe:** Previously attended Westtown School in West Chester, Pennsylvania ... at Westtown School, he averaged 12.1 points, 5.1 rebounds and 1.3 steals per game ... shot 38.1% from 3-point range ... listed a Top 100 recruit by numerous scouting services.
- **Niyol Hauet:** Redshirted last season at Weber State ... attended Ogden High School in Utah ... averaged 12.7 points, 3.5 rebounds and 2.2 assists per game ... played in his first collegiate game against Lehigh on Nov. 9, 2025.
- **Honor Huff:** Came to West Virginia from Chattanooga, where he played the last two seasons ... this past season at Chattanooga, Huff led the country with 131 3-point field goals made while shooting 41.6% from 3, earning All-Southern Conference First Team honors ... led Chattanooga to the NIT title, averaging 15.2 points per game in 36.5 minutes per game ... shot 42.4% from the field and 82.0% from the free throw line ... matched his career high with 31 points against VMI, including shooting 9-of-10 from 3-point range ... in 2023-24, he earned All-Southern Conference Second Team honors and to the NABC Division I All-District Team.
- **Amir Jenkins:** Listed as a Top 75 recruit in the class of 2026 and Top 100 recruit in the class of 2025 by numerous scouting services ... won back-to-back Massachusetts Division I state championships at Worcester North High School as a sophomore and junior before transferring into Worcester Academy ... in his junior year, he helped North to a 24-0 record ... was named the 2023-24 Massachusetts MaxPreps Player of the Year after he averaged 13.6 points, 4.0 rebounds, 4.0 assists and 2.6 steals per game.
- **Brenen Lorient:** Came to West Virginia from North Texas, where he played last season ... last year at North Texas, he was named American Athletic Conference First Team All-Conference and AAC Sixth Man of the Year ... played in all 36 games and came off the bench in all 36 games, averaging 11.7 points, 4.9 rebounds, 1.3 assists and 1.1 blocks per game ... among all AAC players, he made the largest increase in points per game from the previous season ... his 421 total points off the bench were the second most in the nation among all reserves and only one point behind the leader ... his 178 total rebounds off the bench were the fourth most in the nation and 39 total blocks off the bench were the sixth most in the nation ... double-double in his first WVU game with 11 points and 13 rebounds vs. Mount St. Mary's ... scored a career-high 26 points against Lehigh on Nov. 9, 2025.
- **Chance Moore:** Came to West Virginia from St. Bonaventure, where he played last season ... last season at St. Bonaventure, he averaged 13.0 points, 6.5 rebounds and 1.3 steals while starting 31 of 32 games played ... scored in double figures in 21 games while ranking 10th among all Atlantic 10 players in rebounding ... in his final two postseason games, he had 19 points in the A-10 quarterfinals vs. VCU before finishing with 16 points in the NIT against Kent State ... had season highs of 27 points at Canisius and 12 rebounds against VCU ... had 23 points in games against Siena and Saint Louis while recording 21 points against VCU ... played two seasons at Missouri State in 2022-23 and 2023-24.
- **Harlan Obioha:** Came to West Virginia from UNC Wilmington, where he played this past season for the Seahawks ... last year at UNCW, he produced 17 double-digit scoring efforts and had five games with at least 10 rebounds ... moved into the starting lineup in conference play and averaged 10.3 points and 6.6 rebounds per game while shooting 64.8% from the field ... scored a career-high 23 points to go with 10 rebounds at William & Mary, which started a six-game win streak and led UNCW to the CAA title ... recorded five double-doubles and posted seven points and nine rebounds against Texas Tech in the NCAA Tournament ... started his career at Niagara
- **Abraham Oyeadier:** Originally from Ghana ... graduated from Academy of Sports Science in California ... averaged 10.7 points, 11.3 rebounds and 1.6 blocks per game ... redshirted last season ... played in his first collegiate game against Lehigh on Nov. 9, 2025.
- **DJ Thomas:** Attended Allen High School in Allen, Texas ... averaged 10.9 points, 4.4 rebounds and 2.1 assists as a senior at Allen High, earning UIL 6A All-Region honors while helping his team to the Class 6A Division I semifinals ... led Allen to The Throne National Championship game, scoring 25 points in the finals and being named to The Throne All-Tournament Team ... scored a season-high 25 points vs. Lafayette, the most points by a WVU freshman since 2019.
- **Morris Ugusuk:** Came to West Virginia from South Carolina, where he played the last two seasons ... this past season as a sophomore, he started six of 32 games played, averaging 5.9 points and 1.4 rebounds per game ... shot 38.4% from the field, 40.7% from 3-point range and 76.9% from the free throw line ... had a career-high 20 points against Vanderbilt, six rebounds against Florida and made four 3-point field goals in games against Texas A&M, at Virginia Tech, at Indiana and at Oklahoma ... had 18 points at Indiana, 15 points at Oklahoma, 12 points in games at Virginia Tech and vs. Texas A&M and 10 points vs. Texas.

Against Ranked Teams

- The BYU game on March 1 marked the 377th time in school history WVU played a team in the AP Top 25.
- In 2024-25, the Mountaineers were 4-4 against ranked teams with wins over No. 2 Iowa State, No. 3 Gonzaga, at No. 7 Kansas and No. 24 Arizona, with losses at No. 10 Houston, home vs. No. 6 Houston, at No. 9 Texas Tech and at No. 25 BYU.
- WVU owns 121 wins against AP-ranked teams.
- Since 1995, the Mountaineers have played 263 nationally ranked teams. WVU has played 377 total games against nationally ranked competition. That means more than 69 percent of the games against the best teams in the country have come during the last 31 seasons.
- WVU has played 214 ranked teams since the start of the 2004-05 season, winning 79 of those games.

In the Rankings

- WVU broke into the AP poll on Jan. 6, 2025, with a No. 21 ranking. WVU appeared at No. 21 on Jan. 6 and No. 23 on Jan. 20.
- The Mountaineers have been ranked in at least one AP poll in 16 of the last 20 seasons.
- Prior to last season, WVU last appeared in the poll on Dec. 26, 2022 with a No. 24 ranking.
- West Virginia has been ranked 152 weeks since Jan. 3, 2005, in the AP poll, and 266 weeks total in school history.
- WVU's 266 appearances in the AP poll ranks 38th all-time in NCAA history for most AP poll appearances.

More Assists

- In 2022-23, WVU made its 31st appearance all-time in the NCAA Tournament, dating back to 1955.
- WVU has made 11 NCAA appearances in the last 17 seasons, including the Final Four in 2010. The Mountaineers have made 13 NCAA appearances since 2005.
- The Mountaineers have won 118 of their last 181 conference games at Hope Coliseum.
- WVU is 111-124 in Big 12 regular season games since joining the league in 2012-13.
- WVU is 148-13 at home against nonconference teams in the last 24 years, and has won 129 of its last 140 games.
- WVU is 627-191 (.767) all-time at Hope Coliseum and 268-77 at Hope Coliseum in the last 22 seasons.

Up Next

- West Virginia will face either Georgia or Xavier on Sunday.
- The championship game is scheduled for 1 p.m., while the third-place game is slated for 3:30 p.m., both on ESPN.
- WVU leads the all-time series with Georgia, 2-1. The two teams last met in 1999.
- Xavier leads the all-time series with WVU, 2-1. The two teams last met in 2023.

West Virginia 2025-26 Roster

No.	Player	Pos.	Ht.	Wt.	Cl.	Hometown (High School/Last School)
0	Brenen Lorient	F	6-9	215	Sr.	Ocala, Fla. (Calvary Christian Academy/North Texas)
1	Jasper Floyd	G	6-3	195	Sr.	Tampa, Fla. (Wharton HS/North Texas)
2	Amir Jenkins	G	6-2	180	Fr.	Worcester, Mass. (Worcester Academy)
3	Honor Huff	G	5-10	165	Sr.	Brooklyn, N.Y. (Perkiomen School [Pa.]/Chattanooga)
4	Jayden Forsythe	G	6-5	195	Fr.	Brooklyn, N.Y. (Westtown School [Pa.])
5	DJ Thomas	F	6-9	225	Fr.	Allen, Texas (Allen HS)
7	Evans Barning Jr.	F	6-7	200	Fr.	Toronto, Ontario (Archbishop Carroll HS [D.C.])
8	Abraham Oyeadier	C	6-9	225	r-Fr.	Accra, Ghana (Academy of Sports Science [Calif.])
13	Chance Moore	G	6-6	210	5th	Brookhaven, Ga. (McEachern HS/St. Bonaventure)
15	Jackson Fields	F	6-8	225	Sr.	Missouri City, Texas (Lawrence E. Elkins HS/Troy)
20	MJ Feenane	G	6-6	190	Fr.	Miami, Fla. (Columbus HS)
21	Niyol Hauet	G	6-4	180	r-Fr.	Yokohama, Japan (Ogden HS [Utah]/Weber State)
23	Morris Ugusuk	G	6-4	180	Jr.	Helsinki, Finland (Drive Basketball Academy/South Carolina)
52	Treysen Eaglestaff	G	6-6	205	Sr.	Bismarck, N.D. (Bismarck HS/North Dakota)
55	Harlan Obioha	C	7-0	265	Sr.	Hoxie, Kan. (Hoxie HS/UNC Wilmington)

Head Coach: Ross Hodge (Texas A&M Commerce '03), First Season at WVU (Eighth Season Overall)

Assistant Coach: Yusuf Ali (Laurentian, '21), First Season at WVU

Assistant Coach: Johnny Estelle (Texas A&M Kingsville, '98), First Season at WVU

Assistant Coach: Phil Forte (Oklahoma State, '17), First Season at WVU

Assistant Coach: Jase Earl (Colorado Mesa, '10), First Season at WVU

Assistant Coach: Andre Shaw (Western New England, '13), First Season at WVU

Director of Recruiting: Mike Randle (Eastern New Mexico State, '15), First Season at WVU

Director of Video, Scouting and Analytics: Sean McClurg (Virginia Tech, '17), First Season at WVU

Director of Men's Basketball Operations: Alex Mergner (West Virginia, '24), First Season at WVU

Strength & Conditioning Coach: Jason Martinez (Manhattan, '10), First Season at WVU

The Last Time ...

Team Scoring

West Virginia scored 100 or more points:
104 vs. TCU (2/26/19)

West Virginia scored 90 or more points:
90 at Kansas State (2/26/24)

West Virginia scored 50 or less points:
49 vs. Houston (1/29/25)

West Virginia scored 40 or less points:
39 vs. Kentucky (3/26/15)

West Virginia shot 60 percent or better from the floor:
60.8 (31-of-51) vs. Portland State (11/25/22)

West Virginia shot 50 percent or better from the floor:
50.0 (29-of-58) vs. Lafayette (11/17/25)

West Virginia shot 70 percent or better from 3-point range:
70.0 (7-of-10) at TCU (2/9/13)

West Virginia made 40 or more field goals:
45 vs. Morgan State (11/18/17)

West Virginia made 45 or more field goals:
45 vs. Morgan State (11/18/17)

West Virginia made 10 or more 3-pointers:
11 vs. UCF (3/8/25)

West Virginia made 15 or more 3-pointers:
15 vs. North Carolina Central (12/10/24)

West Virginia made 30 or more free throws:
31 vs. Akron (11/8/19)

Opponent scored 90 or more points:
90 by Cincinnati (3/12/24)

Opponent scored 100 or more points:
109 by Coastal Carolina (3/25/19)

Opponent scored less than 50 points:
46 by Mercyhurst (12/22/24)

Opponent scored less than 40 points:
38 by Coppin State (12/20/17)

Opponent shot 60 percent or better from the floor:
59.0 (36-of-61) by Cincinnati (3/9/24)

Opponent shot 50 percent or better from the floor:
52.7 (29-of-55) by BYU (3/1/25)

Opponent shot under 25 percent from the floor:
23.7 (14-of-59) by Iona (11/20/24)

Opponent shot 60 percent or better from 3-point range:
60.0 (9-of-15) by Kansas (3/12/16)

Opponent made 40 or more field goals:
43 by Coastal Carolina (3/25/19)

Opponent made 45 or more field goals:
46 by Notre Dame (1/25/78)

Opponent made 10 or more 3-pointers:
10 by Lafayette (11/17/25)

Opponent made 15 or more 3-pointers:
16 by Cincinnati (3/12/24)

Opponent made 30 or more free throws:
30 by Oklahoma State (2/10/18)

Team Rebounding

West Virginia had 50 or more rebounds:
50 at Kansas State (12/31/22)

West Virginia had 60 or more rebounds:
62 vs. Loyola (12/2/13)

Opponent had 50 or more rebounds:
50 by Buffalo (11/9/18)

Other Statistics

West Virginia had 20 or more assists:
21 vs. North Carolina Central (12/10/24)

West Virginia had 25 or more assists:
26 vs. Morgan State (11/18/17)

West Virginia had 10 or more steals:
13 vs. Lehigh (11/9/25)

West Virginia had 15 or more steals:
17 vs. Pitt (11/12/21)

West Virginia had five or more blocked shots:
5 vs. Pitt (11/13/25)

West Virginia had 10 or more blocked shots:
11 vs. Iona (11/20/24)

West Virginia had 20 or more turnovers:
20 at Texas (2/11/23)

Opponent had 20 or more assists:
20 by Gonzaga (11/27/24)

Opponent had 25 or more assists:
28 by Texas (2/10/24)

Opponent had 10 or more steals:
11 by UCF (3/8/25)

Opponent had 15 or more steals:
15 by St. John's (12/7/19)

Opponent had five or more blocked shots:
5 by Pitt (11/13/25)

Opponent had 10 or more blocked shots:
10 by Baylor (2/20/24)

Opponent had 25 or more turnovers:
32 by Pitt (11/12/21)

National Rankings

West Virginia beat a Top 25 team at home:
West Virginia 64, No. 2 Iowa State 57 (1/18/25)

West Virginia beat a Top 10 team at home:
West Virginia 64, No. 2 Iowa State 57 (1/18/25)

West Virginia beat a Top 5 team at home:
West Virginia 64, No. 2 Iowa State 57 (1/18/25)

West Virginia beat a No. 1 team at home:
West Virginia 89, No. 1 Baylor 68 (1/10/17)

West Virginia beat a Top 25 team away from home:
West Virginia 62, No. 7 Kansas 61 (12/31/24)

WVU beat a Top 10 team away from home:
West Virginia 62, No. 3 Kansas 61 (12/31/24)

West Virginia beat a Top 5 team away from home:
West Virginia 86, No. 3 Gonzaga 78 (11/27/24)

WVU beat a No. 1 team away from home:
West Virginia 94, No. 1 Duke 90 (2/27/66), Charleston, W.Va.

West Virginia was ranked in the AP Top 25:
No. 23 on Jan. 20, 2025

West Virginia was ranked in the AP Top 10:
No. 10 on March 8, 2021

West Virginia was ranked in the AP Top 5:
No. 2 on Jan. 8, 2018

West Virginia was ranked No. 1 by AP:
March 11, 1958

Played an Overtime Game:

Baylor 74, West Virginia 71 (2/15/25)

Played a Double-Overtime Game:

Oklahoma 91, West Virginia 90 (2/13/21)

Played a Triple-Overtime Game:

West Virginia 104, TCU 96 (2/26/19)

The Last Time ...

Individual Scoring

West Virginia player scored 30 or more points:
31 by Javon Small vs. Gonzaga (11/27/24)

West Virginia player scored 35 or more points:
36 by Jesse Edwards vs. TCU (3/6/24)

West Virginia player scored 40 or more points:
43 by Da'Sean Butler vs. Villanova (2/13/09)

West Virginia player made 15 or more field goals:
15 by Jesse Edwards vs. TCU (3/6/24)

West Virginia player made five or more 3-pointers:
8 by Honor Huff vs. Lafayette (11/17/25)

West Virginia player made 10 or more free throws:
10 by Javon Small vs. Arizona State (1/21/25)

Opponent player scored 30 or more points:

32 by Chucky Hepburn of Louisville (11/28/24)

Opponent player scored 35 or more points:

35 by Izaiah Brockington of Iowa State (2/23/22)

Opponent player scored 40 or more points:

43 by CJ Massinburg of Buffalo (11/9/18)

Opponent player scored 50 or more points:

55 by Austin Carr of Notre Dame (2/21/70)

Opponent player made 10 or more field goals:

10 by J'Wan Roberts of Houston (11/5/25)

Opponent player made five or more 3-pointers:

5 by Gabe Madsen of Utah (3/4/25)

Opponent player made 10 or more free throws:

12 by Langston Love of Baylor (2/15/25)

Individual Rebounding

West Virginia player had 10 or more rebounds:
13 by Brenen Lorient vs. Mount St. Mary's (11/4/25)

West Virginia player had 15 or more rebounds:
15 by Tre Mitchell vs. Baylor (1/11/23)

West Virginia player had 20 or more rebounds:
21 by Derek Culver at Oklahoma State (3/9/19)

Opponent player had 10 or more rebounds:
10 by Cameron Corhen of Pitt (11/13/25)

Opponent player had 15 or more rebounds:
15 by Chris Fields of Campbell (11/6/25)

Opponent player had 20 or more rebounds:
20 by Gerald Jordan of Pitt (1/6/96)

Other Statistics

West Virginia player had 10 or more assists:
10 by Javon Small vs. TCU (2/25/25)

West Virginia player had five or more steals:
6 by Kedrian Johnson vs. Kansas State (3/4/23)

West Virginia player had five or more blocked shots:
5 by Jalen Bridges vs. Pitt (11/12/21)

Opponent player had 10 or more assists:
12 by Ryan Nembhard of Gonzaga (11/27/24)

Opponent player had five or more steals:
7 by Darius Johnson of UCF (3/8/25)

Opponent player had five or more blocks:
5 by Christian Braun of Kansas (1/15/22)

Three WVU players scored 20 points in the same game:
Erik Stevenson (27), Kedrian Johnson (23) and Emmitt Matthews Jr. (20) vs. Kansas State (3/4/23)

Two WVU players grabbed 10 rebounds in the same game:
Javon Small (11) and Eduardo Andre (10) vs. Oklahoma State (1/4/25)

Seven WVU players scored double figures in the same game:
Nathan Adrian (13), Esa Ahmad (12), Daxter Miles Jr. (12), Brandon Watkins (12), Jevon Carter (10), Teyvon Myers (10) and Lamont West (10) vs. UMKC (12/17/16)

Six WVU players scored double figures in the same game:
Tre Mitchell (16), Emmitt Matthews Jr. (14), Kedrian Johnson (12), Seth Wilson (12), Erik Stevenson (11) and Joe Toussaint (11) vs. Portland State (11/25/22)

Five WVU players scored double figures in the same game:
Honor Huff (23), Brenen Lorient (12), Harlan Obioha (12), Treysen Eaglestaff (12) & DJ Thomas (10) vs. Campbell (11/6/25)



EVANS BARNING JR.

Forward
6-7, 200
Freshman
Archbishop Carroll HS
(Washington, D.C.)
Toronto, Ontario



Prior to West Virginia


- Attended Archbishop Carroll High in Washington, D.C. this past season
- Averaged 10.4 points and 6.3 rebounds per game
- Had 13 points and 11 rebounds in a game against DeMatha
- Finished with 20 points and 11 rebounds versus Concordia Prep
- Had 17 points and 15 rebounds against Neumann Gorretti
- Played AAU basketball for Team Durant in the Nike EYBL circuit
- Finished the season in a game against Bradley Beal Elite with 29 points and four rebounds while shooting 78.6% from the field





TREYSEN EAGLESTAFF

Guard
6-6, 205
Senior
Bismarck HS | North Dakota
Bismarck, N.D.



West Virginia (2025-26)

- Had 12 points and six rebounds vs. Campbell
- Made his first WVU start against Mount St. Mary's

Prior to West Virginia

- Came to West Virginia from North Dakota, where he played the last three seasons
- Last season, he set a Summit League tournament record with 51 points in North Dakota's victory over South Dakota State
- The 51 points scored were the most by a college basketball player since Houston Baptist's Darius Lee scored 52 points in four overtimes against McNeese State on March 5, 2022
- Was the only Division I player this past season with multiple games of 40 points or more
- Averaged 18.9 points while shooting 41.6% from the field, 35.9% from 3 and 79.4% from the free throw line
- Started all 33 games, averaging 31.8 minutes per game
- Made 84 3-point field goals on the season
- Last season, he scored 40 points against No. 6 Alabama and had 31 points against Utah Valley
- Posted 20 or more points in a game 13 times in 2024-25
- Earned All-Summit League Second-Team honors
- As a sophomore in 2023-24, he started all 32 games, averaging 28.5 minutes per game
- Was the top 3-point shooter with 80 3's, setting a program record with 21 straight games with at least one 3
- Averaged 14.4 points per game, while shooting 38.3% from 3 and 81.1% from the free throw line
- Had a season-high 33 points at Denver and had six 3-point field goals made at Utah Tech
- As a freshman, he played in all 33 games, making 11 starts

Opponent	Date	GS	MIN	Total		3-Pointers		Free throws		Rebounds				PF	A	TO	BLK	STL	PTS	AVG	
				FG	PCT	3FG	PCT	FT	PCT	OFF	DEF	TOT	AVG								
Mount St. Mary's	11/04/2025	*	25:31	0-3	.000	0-1	.000	1-3	.333	0	3	3	3.0	1	1	1	0	0	1	1.0	
Campbell	11/06/2025	*	28:35	5-14	.357	2-7	.286	0-1	.000	2	4	6	4.5	3	1	0	0	0	12	6.5	
Lehigh	11/09/2025	*	21:51	1-5	.200	1-3	.333	2-2	1.000	0	3	3	4.0	1	0	3	0	1	5	6.0	
Pittsburgh	11/13/2025	*	26:24	1-6	.167	1-4	.250	0-0	.000	0	1	1	3.3	0	1	2	0	0	3	5.3	
Lafayette	11/17/2025	*	23:15	1-4	.250	0-2	.000	2-3	.667	1	4	5	3.6	3	1	0	2	2	4	5.0	
			5	125:36	8-32	.250	4-17	.235	5-9	.556	3	15	18	3.6	8	4	6	2	3	25	5.0




				Field Goals		3-Point		F-Throws		Rebounds									Scoring	
SEASON	TEAM	GP-GS	MIN/AVG	FG-FGA	FG%	3FG-3FGA	3FG%	FT-FTA	FT%	OFF	DEF	TOT	AVG	PF-FO	A	TO	BLK	STL	PTS	AVG
2022-23	UND	33-11	646/19.6	104-257	.405	57-152	.375	12-25	.480	11	71	82	2.5	28-0	55	45	9	26	277	8.4
2023-24	UND	32-32	913/28.5	160-369	.434	80-209	.383	60-74	.811	18	54	72	2.3	44-1	47	56	12	22	460	14.4
2024-25	UND	33-33	1050/31.8	204-490	.416	84-234	.359	131-165	.794	17	75	92	2.8	55-0	79	74	5	35	623	18.9
2025-26	WVU	5-5	126/25.1	8-32	.250	4-17	.235	5-9	.556	3	15	18	3.6	8-0	4	6	2	3	25	5.0
TOTAL FOR WVU		5-5	126/25.1	8-32	.250	4-17	.235	5-9	.556	3	15	18	3.6	8-0	4	6	2	3	25	5.0
TOTAL		103-81	2734/26.5	476-1148	.415	225-612	.368	208-273	.762	49	215	264	2.6	135-1	185	181	28	86	1385	13.4

Single Game Highs

Statistic	Value	
Points	51	vs South Dakota St. 03/07/25
Rebounds	7	at North Dakota St. 01/25/25, at South Dakota 03/01/25, at Oral Roberts 02/16/23
Assists	8	vs Denver 03/03/23
Steals	3	4 times
Blocks	2	8 times
FG Made	15	vs Alabama 12/18/24, vs South Dakota St. 03/07/25
FG Attempts	30	vs Alabama 12/18/24
3FG Made	8	vs South Dakota St. 03/07/25, vs Alabama 12/18/24
3FG Attempts	18	vs South Dakota St. 03/07/25, vs Alabama 12/18/24
FT Made	13	vs South Dakota St. 03/07/25
FT Attempts	17	vs South Dakota St. 03/07/25

20 **MJ**
FEENANE

Guard
6-6, 190
Freshman
Columbus HS
Miami, Fla.



Prior to West Virginia

- Attended Columbus High School in Miami
- Helped his team to four-straight state championships
- Played for the Nightrydaz Elite AAU program that won three-straight EYBL Peach Jam championships



15 JACKSON FIELDS

Forward

6-8, 225

Senior

Lawrence E. Elkins HS | Troy
Missouri City, Texas

Prior to West Virginia

- Came to West Virginia from Troy, where he played the last three seasons
- This past season, he started 33 of 34 games, averaging 7.9 points and 4.8 rebounds per game while shooting 48.7% from the field and 72.1% from the free throw line
- Had a career-high 21 points, including five 3-point field goals, against James Madison and a season-high 10 rebounds against South Alabama
- Helped lead Troy to the Sun Belt championship and an NCAA Tournament appearance
- As a sophomore in 2023-24, he started 27 of 28 games, averaging 22.9 minutes per game
- For the season, he averaged 6.5 points, 4.4 rebounds and 1.0 assists per game, while shooting 52.7% on two-point attempts
- Had season highs of 13 points against Grambling State and 10 rebounds against Marshall
- Led the team in blocks at 1.3 per game
- In his freshman season, he played in all 33 games and scored a season-high 10 points against Coastal Carolina
- Had a season-high seven rebounds against Merrimack
- Attended Lawrence E. Elkins High School and finished his senior season with 9.4 points, 9.4 rebounds and 1.2 assists
- Was awarded All-Academic and All-District First Team honors in his senior season while being named Defensive Player of the Year for his district
- Received multiple Division I offers to play football as a wide receiver



				Field Goals		3-Point		F-Throws		Rebounds										Scoring	
SEASON	TEAM	GP-GS	MIN/AVG	FG-FGA	FG%	3FG-3FGA	3FG%	FT-FTA	FT%	OFF	DEF	TOT	AVG	PF-FO	A	TO	BLK	STL	PTS	AVG	
2022-23	TROY	33-0	422/12.8	45-90	.500	16-39	.410	15-26	.577	29	55	84	2.5	53-0	7	22	8	11	121	3.7	
2023-24	TROY	28-27	643/23.0	68-153	.444	10-43	.233	37-59	.627	50	72	122	4.4	77-3	27	30	36	34	183	6.5	
2024-25	TROY	34-33	744/21.9	92-189	.487	21-63	.333	62-86	.721	64	98	162	4.8	77-3	23	37	26	20	267	7.9	
TOTAL FOR West Virginia		0-0	0/0.0	0-0	.000	0-0	.000	0-0	.000	0	0	0	0.0	0-0	0	0	0	0	0	0.0	
TOTAL		95-60	1809/19.0	205-432	.475	47-145	.324	114-171	.667	143	225	368	3.9	207-6	57	89	70	65	571	6.0	

Single Game Highs

Statistic	Value	
Points	21	vs James Madison 03/09/25
Rebounds	10	at New Orleans 11/09/24, vs South Alabama 01/25/25, vs Marshall 02/07/24
Assists	3	vs Eastern Ky. 12/21/23, vs App State 01/06/24, vs James Madison 03/09/25
Steals	5	vs Grambling 11/24/23
Blocks	5	at South Alabama 01/18/24
FG Made	8	vs James Madison 03/09/25
FG Attempts	13	vs James Madison 03/09/25
3FG Made	5	at Arkansas St. 02/15/25, vs James Madison 03/09/25
3FG Attempts	8	vs James Madison 03/09/25
FT Made	11	at West Ga. 11/19/24
FT Attempts	12	at West Ga. 11/19/24

1 JASPER FLOYD

Guard
6-3, 195
Senior
Wharton HS | North Texas
Tampa, Fla.



West Virginia (2025-26)

- Had 13 points, seven assists, five rebounds and three steals vs. Pitt
- Scored seven points with five rebounds and four assists vs. Lehigh
- Matched his career high with 25 points and five steals vs. Mount St. Mary's

Prior to West Virginia

- Attended North Texas last season
- Last year at North Texas, he started all 36 games, averaging 9.0 points, 4.0 assists, 3.0 rebounds and 1.3 steals per game with a 2.0 assist to turnover ratio
- Had team leads of 141 assists and 48 steals, while leading UNT in assists in 29 of the 36 games
- Scored a season-high 23 points against Evansville and had a season-high seven assists in the NIT win over Furman
- Scored the winning jump shot versus Arkansas State in the second round of the NIT
- Averaged 15.7 points per game in the NIT
- Made a career-high four 3-point field goals at USF and dished out five or more assists in 12 games
- In 2023-24, he attended Fairfield, making 35 starts while averaging 9.5 points, 5.9 rebounds, 4.1 assists and 2.3 steals per game with a 2.0 assist to turnover ratio
- Was one of just two players in the country to average at least 6.0 rebounds, 4.0 assists and 2.0 steals per game
- Led Fairfield to the Metro Atlantic Athletic Conference title game, CBI title game and the program's most single season wins in 13 years
- Led Fairfield in assists (153), rebounds (220) and steals (87), setting the school record for steals
- Scored a season-high 25 points in the win at Yale
- Attended Hillsborough College in 2022-23, averaging 14.7 points, 7.0 rebounds and 5.0 assists per game
- Scored a season-high 35 points at State College of Florida, Manatee-Sarasota
- Attended Northwest Florida State College and helped lead NWF State College to the 2022 NJCAA DI National Championship
- Attended Wharton High School and led the Wildcats to a 28-3 overall record and an undefeated 10-0 record in the district

Opponent	Date	GS	MIN	Total FG-FGA	PCT	3FG-3FGA	PCT	Free throws FT-FTA	PCT	Rebounds OFF DEF TOT AVG	PF	A	TO	BLK	STL	PTS	AVG
Mount St. Mary's	11/04/2025	*	31:57	9-13	.692	1-1	1.000	6-9	.667	0 1 1 1.0	1	4	3	0	5	25	25.0
Campbell	11/06/2025	*	31:25	1-5	.200	0-1	.000	0-0	.000	2 3 5 3.0	4	4	3	0	0	2	13.5
Lehigh	11/09/2025	*	25:22	2-5	.400	0-0	.000	3-4	.750	2 3 5 3.7	1	4	2	0	1	7	11.3
Pittsburgh	11/13/2025	*	29:26	4-8	.500	1-1	1.000	4-5	.800	0 5 5 4.0	1	7	2	0	3	13	11.8
Lafayette	11/17/2025	*	25:04	1-5	.200	0-1	.000	0-0	.000	0 3 3 3.8	2	6	3	0	2	2	9.8
Totals		5	143:14	17-36	.472	2-4	.500	13-18	.722	4 15 19 3.8	9	25	13	0	11	49	9.8



				Field Goals		3-Point		F-Throws		Rebounds										Scoring	
SEASON	TEAM	GP-GS	MIN/AVG	FG-FGA	FG%	3FG-3FGA	3FG%	FT-FTA	FT%	OFF	DEF	TOT	AVG	PF-FO	A	TO	BLK	STL	PTS	AVG	
2023-24	Fairf	37-35	1203/32.5	126-327	.385	33-101	.327	68-83	.819	47	173	220	5.9	70-0	153	77	2	87	353	9.5	
2024-25	UNT	36-36	1066/29.6	121-287	.422	24-70	.343	59-77	.766	11	96	107	3.0	76-2	141	71	4	48	325	9.0	
2025-26	WVU	5-5	143/28.6	17-36	.472	2-4	.500	13-18	.722	4	15	19	3.8	9-0	25	13	0	11	49	9.8	
TOTAL FOR WVU		5-5	143/28.6	17-36	.472	2-4	.500	13-18	.722	4	15	19	3.8	9-0	25	13	0	11	49	9.8	
TOTAL		78-76	2413/30.9	264-650	.406	59-175	.337	140-178	.787	62	284	346	4.4	155-2	319	161	6	146	727	9.3	

Single Game Highs

Statistic	Value	
Points	25	at Yale 12/06/23, vs Mount St. Mary's 11/04/25
Rebounds	10	vs Le Moyne 12/30/23, vs Manhattan 02/04/24
Assists	9	at Rhode Island 11/09/23
Steals	6	vs New Hampshire 11/24/23, vs Manhattan 02/04/24, vs Little Rock 03/24/24
Blocks	1	6 times
FG Made	9	vs New Hampshire 11/24/23, vs Mount St. Mary's 11/04/25
FG Attempts	17	vs Arkansas St. 03/23/25
3FG Made	4	at South Fla. 02/23/25
3FG Attempts	7	vs Seattle U 03/26/24
FT Made	8	at Rider 12/03/23
FT Attempts	9	vs Mount St. Mary's 11/04/25

4 JAYDEN FORSYTHE

Guard
6-5, 195
Freshman
Westtown School (Pa.)
Brooklyn, N.Y.



West Virginia (2025-26)

- Grabbed two rebounds vs. Lafayette
- Played seven minutes in his first collegiate game vs. Lehigh

Prior to West Virginia

- Previously attended Westtown School in West Chester, Pennsylvania
- At Westtown School, he averaged 12.1 points, 5.1 rebounds and 1.3 steals per game
- Shot 38.1% from 3-point range
- Listed a Top 100 recruit by numerous scouting services
- Played for Seth Berger at Westtown School
- Ranked as a top five recruit in Pennsylvania for the Class of 2025
- Was the only player on the EYBL circuit to shoot more than 40% from 3-point range on 75-plus 3-point attempts
- Averaged 9.5 points for Team Final at the Peach Jam, while shooting 39% from 3-point range

Opponent	Date	GS	MIN	Total		3-Pointers		Free throws		Rebounds				Other Stats			
				FG-FGA	PCT	3FG-3FGA	PCT	FT-FTA	PCT	OFF	DEF	TOT	AVG	PF	A	TO	BLK
Lehigh	11/09/2025		07:07	0-2	.000	0-2	.000	0-0	.000	0	0	0	0.0	1	0	0	0
Pittsburgh	11/13/2025		00:40	0-0	.000	0-0	.000	0-0	.000	0	0	0	0.0	0	0	0	0
Lafayette	11/17/2025		03:09	0-1	.000	0-1	.000	0-0	.000	0	2	2	0.7	0	0	0	0
Totals		0	10:56	0-3	.000	0-3	.000	0-0	.000	0	2	2	0.7	1	0	0	0



				Field Goals		3-Point		F-Throws		Rebounds				Scoring			
SEASON	TEAM	GP-GS	MIN/AVG	FG-FGA	FG%	3FG-3FGA	3FG%	FT-FTA	FT%	OFF	DEF	TOT	AVG	PF-FO	A	TO	BLK
2025-26	WVU	3-0	11/3.6	0-3	.000	0-3	.000	0-0	.000	0	2	2	0.7	1-0	0	0	0
TOTAL		3-0	11/3.6	0-3	.000	0-3	.000	0-0	.000	0	2	2	0.7	1-0	0	0	0

Single Game Highs

Statistic	Value	
Rebounds	2	vs Lafayette 11/17/25
Steals	1	vs Lehigh 11/09/25
FG Attempts	2	vs Lehigh 11/09/25
3FG Attempts	2	vs Lehigh 11/09/25

21 NIYOL HAUET

Guard
6-4, 180
Redshirt Freshman
Ogden HS (Utah) | Weber State
Yokohama, Japan



West Virginia (2025-26)

- Grabbed one rebound in his first collegiate game vs. Lehigh

Prior to West Virginia

- Redshirted last season at Weber State
- Attended Ogden High School in Utah
- Averaged 12.7 points, 3.5 rebounds and 2.2 assists per game

Opponent	Date	GS	MIN	Total		3-Pointers		Free throws		Rebounds				PF	A	TO	BLK	STL	PTS	AVG
				FG-FGA	PCT	3FG-3FGA	PCT	FT-FTA	PCT	OFF	DEF	TOT	AVG							
Lehigh	11/09/2025		01:36	0-0	.000	0-0	.000	0-0	.000	0	1	1	1.0	0	0	0	0	0	0	0.0
Pittsburgh	11/13/2025		00:40	0-0	.000	0-0	.000	0-0	.000	0	0	0	0.5	0	0	0	0	0	0	0.0
Totals		0	02:16	0-0	.000	0-0	.000	0-0	.000	0	1	1	0.5	0	0	0	0	0	0	0.0



				Field Goals		3-Point		F-Throws		Rebounds				Scoring						
SEASON	TEAM	GP-GS	MIN/AVG	FG-FGA	FG%	3FG-3FGA	3FG%	FT-FTA	FT%	OFF	DEF	TOT	AVG	PF-FO	A	TO	BLK	STL	PTS	AVG
2025-26	WVU	2-0	2/1.1	0-0	.000	0-0	.000	0-0	.000	0	1	1	0.5	0-0	0	0	0	0	0	0.0
TOTAL		2-0	2/1.1	0-0	.000	0-0	.000	0-0	.000	0	1	1	0.5	0-0	0	0	0	0	0	0.0

Single Game Highs

Statistic	Value
Rebounds	1 vs Lehigh 11/09/25

3 HONOR HUFF

Guard
5-10, 165
Senior
Perkiomen School (Pa.)
Chattanooga | VMI
Brooklyn, N.Y.



West Virginia (2025-26)

- Scored 24 points on 8-of-9 shooting from 3-point range vs. Lafayette
- Had 15 points and five rebounds vs. Pitt
- Recorded a game-high 23 points vs. Campbell
- Scored 16 points in his WVU debut vs. Mount St. Mary's

Prior to West Virginia

- Came to West Virginia from Chattanooga, where he played the last two seasons
- This past season at Chattanooga, he led the country with 131 3-point field goals made while shooting 41.6% from 3, earning All-Southern Conference First Team honors
- Led Chattanooga to the NIT title, averaging 15.2 points per game in 36.5 minutes per game
- Shot 42.4% from the field and 82.0% from the free throw line
- Matched his career high with 31 points against VMI, including shooting 9-of-10 from 3-point range
- In 2023-24, he earned All-Southern Conference Second Team honors and to the NABC Division I All-District Team
- Started all 33 games, averaging a team-high 34.4 minutes per game
- For the season, he averaged 17.4 points, 2.7 rebounds, 2.6 assists, 1.7 steals with a 2.0 assist-to-turnover ratio
- Shot 43.4% from the field, 38.0% (109 makes) from 3-point range and 82.8% from the free throw line
- Scored 31 points with nine 3-point field goals against East Tennessee State and recorded 25 points in the win at Louisville
- Scored double figures in all but two games, including the last 22 games
- Sat out the 2022-23 season due to Southern Conference intra-conference transfer rules
- In 2021-22, he attended VMI and was named to the Southern Conference All-Freshmen Team, appearing in all 32 games with 18 starts
- Finished third on the team and second among all freshmen in the Southern Conference with a 10.0 points per game average

Opponent	Date	GS	MIN	Total		3-Pointers		Free throws		Rebounds				PF	A	TO	BLK	STL	PTS	AVG
				FG-FGA	PCT	3FG-3FGA	PCT	FT-FTA	PCT	OFF	DEF	TOT	AVG							
Mount St. Mary's	11/04/2025	*	38:11	3-12	.250	3-11	.273	7-7	1.000	0	1	1	1.0	1	1	3	0	2	16	16.0
Campbell	11/06/2025	*	34:09	5-10	.500	4-9	.444	9-10	.900	0	2	2	1.5	3	1	2	0	1	23	19.5
Lehigh	11/09/2025	*	31:52	2-10	.200	2-8	.250	2-4	.500	0	1	1	1.3	2	0	1	0	3	8	15.7
Pittsburgh	11/13/2025	*	28:06	2-10	.200	2-8	.250	9-12	.750	1	4	5	2.3	3	0	0	0	1	15	15.5
Lafayette	11/17/2025	*	33:35	8-11	.727	8-9	.889	0-0	.000	0	1	1	2.0	3	0	3	0	1	24	17.2
Totals		5	165:53	20-53	.377	19-45	.422	27-33	.818	1	9	10	2.0	12	2	9	0	8	86	17.2



				Field Goals		3-Point		F-Throws		Rebounds									Scoring	
SEASON	TEAM	GP-GS	MIN/AVG	FG-FGA	FG%	3FG-3FGA	3FG%	FT-FTA	FT%	OFF	DEF	TOT	AVG	PF-FO	A	TO	BLK	STL	PTS	AVG
2021-22	VMI	32-18	881/27.5	109-248	.440	52-138	.377	49-56	.875	4	50	54	1.7	53-0	74	58	2	23	319	10.0
2023-24	UTC	33-33	1135/34.4	180-415	.434	109-287	.380	106-128	.828	6	83	89	2.7	46-0	87	44	2	55	575	17.4
2024-25	UTC	38-36	1385/36.5	171-403	.424	131-315	.416	105-128	.820	8	61	69	1.8	52-0	86	51	4	36	578	15.2
2025-26	WVU	5-5	166/33.2	20-53	.377	19-45	.422	27-33	.818	1	9	10	2.0	12-0	2	9	0	8	86	17.2
TOTAL FOR WVU		5-5	166/33.2	20-53	.377	19-45	.422	27-33	.818	1	9	10	2.0	12-0	2	9	0	8	86	17.2
TOTAL		108-92	3567/33.0	480-1119	.429	311-785	.396	287-345	.832	19	203	222	2.1	163-0	249	162	8	122	1558	14.4

Single Game Highs

Statistic	Value	
Points	31	vs ETSU 02/14/24, vs VMI 01/12/25
Rebounds	6	5 times
Assists	8	vs Morehead St. 11/14/24
Steals	4	vs Gardner-Webb 12/19/23, vs UNC Greensboro 01/13/24
Blocks	1	8 times
FG Made	11	vs Wofford 02/21/24
FG Attempts	19	at Louisville 11/10/23, vs Wofford 02/21/24, at The Citadel 02/24/24
3FG Made	9	vs ETSU 02/14/24, vs VMI 01/12/25
3FG Attempts	16	vs ETSU 02/14/24
FT Made	11	at Furman 02/18/24
FT Attempts	12	at Furman 02/18/24, vs Pittsburgh 11/13/25

2 AMIR JENKINS

Guard
6-2, 180
Freshman
Worcester Academy
Worcester, Mass.



West Virginia (2025-26)

- Had nine points and five assists vs. Lafayette
- Finished with two points and two rebounds vs. Pitt
- Had six points, three rebounds, two assists and two steals vs. Lehigh
- Scored one point in his first collegiate game vs. Mount St. Mary's

Prior to West Virginia

- Listed as a Top 75 recruit in the class of 2026 and Top 100 recruit in the class of 2025 by numerous scouting services
- Won back-to-back Massachusetts Division I state championships at Worcester North High School as a sophomore and junior before transferring into Worcester Academy
- In his junior year, he helped North to a 24-0 record
- Was named the 2023-24 Massachusetts MaxPreps Player of the Year after he averaged 13.6 points, 4.0 rebounds, 4.0 assists and 2.6 steals per game
- Last year, he led the Hilltoppers to the NEPSAC Class AA Championship, winning MVP honors after scoring 17 points and had a pair of steals in the final minute in the title game
- For the season, he averaged 21.7 points with more than three assists and three rebounds per game
- Played AAU basketball for BABC

Opponent	Date	GS	MIN	Total		3-Pointers		Free throws		Rebounds				PF	A	TO	BLK	STL	PTS	AVG
				FG-FGA	PCT	3FG-3FGA	PCT	FT-FTA	PCT	OFF	DEF	TOT	AVG							
Mount St. Mary's	11/04/2025		12:10	0-2	.000	0-1	.000	1-2	.500	0	1	1	1.0	0	1	1	0	1	1	1.0
Campbell	11/06/2025		09:01	0-3	.000	0-0	.000	0-0	.000	0	0	0	0.5	0	1	1	0	0	0	0.5
Lehigh	11/09/2025		13:02	2-4	.500	1-1	1.000	1-2	.500	0	3	3	1.3	2	2	3	0	2	6	2.3
Pittsburgh	11/13/2025		12:12	1-4	.250	0-0	.000	0-0	.000	0	2	2	1.5	1	1	0	0	0	2	2.3
Lafayette	11/17/2025		20:54	3-6	.500	0-1	.000	3-5	.600	1	2	3	1.8	1	5	1	0	1	9	3.6
Totals		0	67:19	6-19	.316	1-3	.333	5-9	.556	1	8	9	1.8	4	10	6	0	4	18	3.6



				Field Goals		3-Point		F-Throws		Rebounds				Scoring						
SEASON	TEAM	GP-GS	MIN/AVG	FG-FGA	FG%	3FG-3FGA	3FG%	FT-FTA	FT%	OFF	DEF	TOT	AVG	PF-FO	A	TO	BLK	STL	PTS	AVG
2025-26	WVU	5-0	67/13.5	6-19	.316	1-3	.333	5-9	.556	1	8	9	1.8	4-0	10	6	0	4	18	3.6
TOTAL		5-0	67/13.5	6-19	.316	1-3	.333	5-9	.556	1	8	9	1.8	4-0	10	6	0	4	18	3.6

Single Game Highs

Statistic	Value	
Points	9	vs Lafayette 11/17/25
Rebounds	3	vs Lehigh 11/09/25, vs Lafayette 11/17/25
Assists	5	vs Lafayette 11/17/25
Steals	2	vs Lehigh 11/09/25
FG Made	3	vs Lafayette 11/17/25
FG Attempts	6	vs Lafayette 11/17/25
3FG Made	1	vs Lehigh 11/09/25
3FG Attempts	1	vs Mount St. Mary's 11/04/25, vs Lehigh 11/09/25, vs Lafayette 11/17/25
FT Made	3	vs Lafayette 11/17/25
FT Attempts	5	vs Lafayette 11/17/25

BRENEN LORIENT

Forward
6-9, 215
Senior
Calvary Christian Academy
North Texas | Florida Atlantic
Ocala, Fla.



West Virginia (2025-26)

- Had nine points, five rebounds and four assists vs. Lafayette
- Recorded a career-high 26 points, including 11-of-15 from the field and 3-of-4 from 3-point range, and seven rebounds vs. Lehigh
- Finished with 12 points, nine rebounds and five blocks vs. Campbell
- Had a double-double in his first career start with 11 points and 13 rebounds vs. Mount St. Mary's

Opponent	Date	GS	MIN	Total FG-FGA	PCT	3-Pointers 3FG-3FGA	PCT	Free throws FT-FTA	PCT	Rebounds OFF DEF TOT	AVG	PF	A	TO	BLK	STL	PTS	AVG
Mount St. Mary's	11/04/2025	*	35:00	5-9	.556	0-0	.000	1-2	.500	2 11 13	13.0	3	1	1	1	2	11	11.0
Campbell	11/06/2025	*	31:14	2-8	.250	0-0	.000	8-10	.800	2 7 9	11.0	3	4	2	5	0	12	11.5
Lehigh	11/09/2025	*	32:14	11-15	.733	3-4	.750	1-2	.500	2 5 7	9.7	0	2	2	0	3	26	16.3
Pittsburgh	11/13/2025	*	24:39	3-7	.429	0-3	.000	0-0	.000	1 2 3	8.0	3	0	1	3	2	6	13.8
Lafayette	11/17/2025	*	29:35	3-7	.429	0-2	.000	3-4	.750	2 3 5	7.4	2	4	1	0	0	9	12.8
Totals			5 152:42	24-46	.522	3-9	.333	13-18	.722	9 28 37	7.4	11	11	7	9	7	64	12.8

Prior to West Virginia

- Came to West Virginia from North Texas, where he played last season
- Last year at North Texas, he was named American Athletic Conference First Team All-Conference and AAC Sixth Man of the Year
- Played in all 36 games and came off the bench in all 36 games, averaging 11.7 points, 4.9 rebounds, 1.3 assists and 1.1 blocks per game
- Among all AAC players, he made the largest increase in points per game from the previous season
- His 421 total points off the bench were the second most in the nation among all reserves and only one point behind the leader
- His 178 total rebounds off the bench were the fourth most in the nation and 39 total blocks off the bench were the sixth most in the nation
- Scored in double figures 21 times and scored a career-high 20 points twice
- Had a double-double with 20 points and 13 rebounds and five blocks against Temple, the first time that stat line happened at UNT since 2013
- Scored more than 15 points 12 times, including 18 points at nationally-ranked Memphis
- His 39 blocks led the team and had the team's second-highest scoring average at 11.7 points per game, while shooting 47.8% from 3-point range
- Played his first two collegiate seasons at Florida Atlantic
- In 2023-24, he scored a season-high 13 points against Eastern Michigan
- In 2022-23, he played in 21 games, helping FAU reach the 2023 Final Four



				Field Goals		3-Point		F-Throws		Rebounds									Scoring	
SEASON	TEAM	GP-GS	MIN/AVG	FG-FGA	FG%	3FG-3FGA	3FG%	FT-FTA	FT%	OFF	DEF	TOT	AVG	PF-FO	A	TO	BLK	STL	PTS	AVG
2022-23	FAU	21-0	74/3.5	7-13	.538	0-0	.000	2-5	.400	6	4	10	0.5	13-0	2	5	5	3	16	0.8
2023-24	FAU	31-0	263/8.5	27-59	.458	3-13	.231	11-28	.393	17	24	41	1.3	39-0	11	11	13	9	68	2.2
2024-25	UNT	36-0	896/24.9	156-274	.569	11-23	.478	98-136	.721	56	122	178	4.9	77-2	49	61	39	31	421	11.7
2025-26	WVU	5-5	153/30.5	24-46	.522	3-9	.333	13-18	.722	9	28	37	7.4	11-0	11	7	9	7	64	12.8
TOTAL FOR WVU		5-5	153/30.5	24-46	.522	3-9	.333	13-18	.722	9	28	37	7.4	11-0	11	7	9	7	64	12.8
TOTAL		93-5	1386/14.9	214-392	.546	17-45	.378	124-187	.663	88	178	266	2.9	140-2	73	84	66	50	569	6.1

Single Game Highs

Statistic	Value	
Points	26	vs Lehigh 11/09/25
Rebounds	13	vs Temple 01/22/25, vs Mount St. Mary's 11/04/25
Assists	5	at Fla. Atlantic 02/27/25
Steals	3	at Fla. Atlantic 02/27/25, vs Lehigh 11/09/25, vs Tulsa 03/14/25
Blocks	5	vs Temple 01/22/25, vs Campbell 11/06/25
FG Made	11	vs Lehigh 11/09/25
FG Attempts	15	vs UAB 03/15/25, vs Lehigh 11/09/25
3FG Made	3	vs Lehigh 11/09/25
3FG Attempts	4	vs Lehigh 11/09/25
FT Made	8	vs Campbell 11/06/25
FT Attempts	10	vs Campbell 11/06/25

13 CHANCE MOORE

Guard
6-6, 210
Fifth-Year Senior
McEachern HS
St. Bonaventure | Missouri State |
Arkansas
Brookhaven, Ga.



Prior to West Virginia

- Came to West Virginia from St. Bonaventure, where he played last season
- Last season at St. Bonaventure, he averaged 13.0 points, 6.5 rebounds and 1.3 steals while starting 31 of 32 games played
- Scored in double figures in 21 games while ranking 10th among all Atlantic 10 players in rebounding
- In his final two postseason games, he had 19 points in the A-10 quarterfinals vs. VCU before finishing with 16 points in the NIT against Kent State
- Had season highs of 27 points at Canisius and 12 rebounds against VCU
- Had 23 points in games against Siena and Saint Louis while recording 21 points against VCU
- Was named to the College Sports Communicators Academic All-District Team and Atlantic 10 All-Academic Team
- Played two seasons at Missouri State in 2022-23 and 2023-24
- In 2023-24, he started 20 of 31 games, averaging 10.7 points and 5.3 rebounds per game
- Shot 41.2% from the floor, averaging nearly 27 minutes per game
- Scored a career-high 28 points against Evansville and had 24 points and eight rebounds at West Virginia in the season opener
- Recorded 15 rebounds against Lindenwood
- In 2022-23, he was one of the top Missouri Valley reserves as he was named to the MVC All-Bench Team after averaging 10.6 points per game, scoring in double figures 17 times
- Ranked 11th in the league in blocks per game as MSU's sixth man
- Had 23 points against Purdue Fort Wayne with a season-high 11 rebounds at BYU
- Began his career at Arkansas in 2021-22, playing in five games, seeing action as the only freshman in the Razorbacks' 2021 recruiting class
- Played in the NCAA Tournament win over New Mexico State as part of an Elite Eight run
- Was a four-star guard out of McEachern High in Power Springs, Georgia
- Led his team to a 28-5 overall record 7A top-four state finish after averaging 23.1 points and 9.2 rebounds per game as a senior
- Earned Atlanta Journal-Constitution 7A All-State second-team honors in 2021 and second-team All-Cobb County honors



SEASON	TEAM	GP-GS	MIN/AVG	Field Goals		3-Point		F-Throws		Rebounds				Scoring			
				FG-FGA	FG%	3FG-3FGA	3FG%	FT-FTA	FT%	OFF	DEF	TOT	AVG	PF-FO	A	TO	BLK/STL
2021-22	AR	5-0	8/1.5	2-4	.500	1-2	.500	0-0	.000	1	2	3	0.6	2-0	0	0	0 0
2022-23	MOST	31-3	677/21.9	114-265	.430	50-146	.342	51-84	.607	29	91	120	3.9	53-1	16	36	17 25
2023-24	MOST	31-20	833/26.9	115-279	.412	44-149	.295	58-94	.617	31	134	165	5.3	46-0	15	26	29 23
2024-25	SBU	32-31	1089/34.0	148-320	.463	23-93	.247	97-151	.642	56	151	207	6.5	65-2	34	45	27 41
TOTAL FOR West Virginia		0-0	0/0.0	0-0	.000	0-0	.000	0-0	.000	0	0	0	0.0	0-0	0	0	0 0
TOTAL		99-54	2607/26.3	379-868	.437	118-390	.303	206-329	.626	117	378	495	5.0	166-3	65	107	73 89
																	1082 10.9

Single Game Highs

Statistic	Value	
Points	28	vs Evansville 11/29/23
Rebounds	15	vs Lindenwood 12/19/23
Assists	4	vs La Salle 01/11/25
Steals	4	vs George Washington 02/09/25, vs UNI 11/29/24
Blocks	4	vs Utah St. 11/28/24
FG Made	10	vs Valparaiso 02/17/24
FG Attempts	19	at West Virginia 11/06/23
3FG Made	5	vs Evansville 01/04/23, at West Virginia 11/06/23, vs Evansville 11/29/23
3FG Attempts	13	at West Virginia 11/06/23
FT Made	9	vs Richmond 01/15/25
FT Attempts	12	vs Richmond 01/15/25

55 HARLAN OBIOHA

Center
7-0, 265
Senior
Hoxie HS
UNC Wilmington | Niagara
Hoxie, Kan.



West Virginia (2025-26)

- Scored 19 points on 8-of-9 shooting to go with six boards vs. Pitt
- Recorded 12 points and eight rebounds vs. Lehigh
- Finished with 12 points and six rebounds vs. Campbell
- Had five points in his WVU debut vs. Mount St. Mary's

Prior to West Virginia

- Came to West Virginia from UNC Wilmington, where he played this past season for the Seahawks
- Last year at UNCW, he produced 17 double-digit scoring efforts and had five games with at least 10 rebounds
- Moved into the starting lineup in conference play and averaged 10.3 points and 6.6 rebounds per game while shooting 64.8% from the field
- Scored a career-high 23 points to go with 10 rebounds at William & Mary, which started a six-game win streak and led UNCW to the CAA title
- Recorded five double-doubles and posted seven points and nine rebounds against Texas Tech in the NCAA Tournament
- Started his career at Niagara
- In 2023-24, he played in 32 games, making 31 starts, and averaged 10.3 points and 7.8 rebounds per game
- Produced season highs of 22 points against Rider and 16 rebounds against Manhattan
- Finished the season shooting 63.3% from the field
- Played in 28 games at Niagara during the 2022-23 season
- Had a double-double with 11 points and 11 rebounds in the win over Quinnipiac
- Averaged 28.0 points, 11.0 rebounds and 4.0 assists per game as a senior at Hoxie High
- Was a First Team All-MCL honoree, was a First Team All-State selection and was the Kansas 2A Player of the Year
- Recorded more than 1,000 points during his senior season

Opponent	Date	GS	MIN	Total FG-FGA	PCT	3-Pointers 3FG-3FGA	PCT	Free throws FT-FTA	PCT	Rebounds OFF DEF TOT AVG	PF	A	TO	BLK	STL	PTS	AVG
Mount St. Mary's	11/04/2025	*	17:11	0-0	.000	0-0	.000	5-8	.625	1 1 2 2.0	3	0	0	1	1	5	5.0
Campbell	11/06/2025	*	23:31	5-7	.714	0-0	.000	2-4	.500	2 4 6 4.0	4	1	2	0	0	12	8.5
Lehigh	11/09/2025	*	23:48	3-4	.750	0-0	.000	6-7	.857	1 7 8 5.3	1	3	2	1	0	12	9.7
Pittsburgh	11/13/2025	*	30:36	8-9	.889	0-0	.000	3-4	.750	1 5 6 5.5	2	2	1	2	0	19	12.0
Lafayette	11/17/2025	*	15:41	1-5	.200	0-0	.000	1-4	.250	3 2 5 5.4	2	2	0	0	0	3	10.2
Totals		5	110:47	17-25	.680	0-0	.000	17-27	.630	8 19 27 5.4	12	8	5	4	1	51	10.2



SEASON	TEAM	GP-GS	MIN/AVG	Field Goals FG-FGA FG%	3-Point 3FG-3FGA 3FG%	F-Throws FT-FTA FT%	Rebounds OFF DEF TOT AVG	PF-FO	A	TO	BLK	STL	Scoring PTS AVG
2022-23	Niag	28-1	273/9.8	32-47 .681	0-0 .000	16-25 .640	29 58 87 3.1	45-0	7	21	9	8	80 2.9
2023-24	Niag	32-31	855/26.7	124-196 .633	0-0 .000	81-128 .633	68 182 250 7.8	83-2	37	64	26	11	329 10.3
2024-25	UNCW	35-23	701/20.0	117-183 .639	0-4 .000	88-141 .624	88 123 211 6.0	86-1	33	53	42	19	322 9.2
2025-26	WVU	5-5	111/22.2	17-25 .680	0-0 .000	17-27 .630	8 19 27 5.4	12-0	8	5	4	1	51 10.2
TOTAL FOR WVU		5-5	111/22.2	17-25 .680	0-0 .000	17-27 .630	8 19 27 5.4	12-0	8	5	4	1	51 10.2
TOTAL		100-60	1940/19.4	290-451 .643	0-4 .000	202-321 .629	193 382 575 5.8	226-3	85	143	81	39	782 7.8

Single Game Highs

Statistic	Value	
Points	23	at William & Mary 02/24/25
Rebounds	16	at Manhattan 01/05/24
Assists	3	5 times
Steals	3	vs Saint Peter's 12/01/23
Blocks	5	at East Carolina 12/03/24
FG Made	9	at William & Mary 02/24/25
FG Attempts	12	vs NJIT 12/16/23, at Drexel 02/08/25
3FG Attempts	1	4 times
FT Made	8	vs Towson 01/02/25
FT Attempts	11	at Rider 01/19/24, vs Towson 01/02/25

8 ABRAHAM OYEADIER

Center
6-9, 225
Redshirt Freshman
AOSS (Academy of Sports
Science) Prep [Calif.]
Accra, Ghana



West Virginia (2025-26)

- Grabbed two rebounds in his first collegiate game vs. Lehigh

West Virginia (2024-25)

- Redshirted as a true freshman

Prior to West Virginia

- Originally from Accra, Ghana
- Recently graduated from AOSS (Academy of Sports Science) Prep in Corona, California
- Averaged 10.7 points, 11.3 rebounds and 1.6 blocks per game
- Started his career at Balboa School in Escondido, California

Opponent	Date	GS	MIN	Total		3-Pointers		Free throws		Rebounds							
				FG-FGA	PCT	3FG-3FGA	PCT	FT-FTA	PCT	OFF	DEF	TOT	AVG	PF	A	TO	BLK
Lehigh	11/09/2025		02:22	0-0	.000	0-0	.000	0-2	.000	0	2	2	2.0	0	0	0	0
Totals		0	02:22	0-0	.000	0-0	.000	0-2	.000	0	2	2	2.0	0	0	0	0




				Field Goals		3-Point		F-Throws		Rebounds								Scoring	
SEASON	TEAM	GP-GS	MIN/AVG	FG-FGA	FG%	3FG-3FGA	3FG%	FT-FTA	FT%	OFF	DEF	TOT	AVG	PF-FO	A	TO	BLK	STL	PTS
2025-26	WVU	1-0	2/2.4	0-0	.000	0-0	.000	0-2	.000	0	2	2	2.0	0-0	0	0	0	0	0.0
TOTAL		1-0	2/2.4	0-0	.000	0-0	.000	0-2	.000	0	2	2	2.0	0-0	0	0	0	0	0.0

Single Game Highs

Statistic	Value	
Rebounds	2	vs Lehigh 11/09/25
FT Attempts	2	vs Lehigh 11/09/25

5 DJ THOMAS

Forward
6-9, 225
Freshman
Allen HS
Allen, Texas



West Virginia (2025-26)

- Scored 25 points vs. Lafayette, the most points by a WVU freshman since 2019
- Had 10 points and five rebounds vs. Pitt
- Finished with 10 points vs. Campbell
- Scored seven points in his first WVU game against Mount St. Mary's

Opponent	Date	GS	MIN	Total		3-Pointers		Free throws		Rebounds			PF	A	TO	BLK	STL	PTS	AVG	
				FG	PCT	3FG	PCT	FT	PCT	OFF	DEF	TOT								AVG
Mount St. Mary's	11/04/2025		18:57	3-6	.500	0-1	.000	1-2	.500	1	0	1	1.0	5	1	0	0	1	7	7.0
Campbell	11/06/2025		22:30	4-8	.500	1-3	.333	1-2	.500	1	0	1	1.0	2	0	0	0	1	10	8.5
Lehigh	11/09/2025		21:36	1-1	1.000	0-0	.000	1-1	1.000	1	1	2	1.3	0	0	0	0	3	6.7	
Pittsburgh	11/13/2025		22:50	4-9	.444	2-5	.400	0-0	.000	1	4	5	2.3	1	2	0	0	0	10	7.5
Lafayette	11/17/2025		28:06	11-17	.647	0-2	.000	3-3	1.000	3	0	3	2.4	2	1	2	0	0	25	11.0
Totals		0	113:59	23-41	.561	3-11	.273	6-8	.750	7	5	12	2.4	10	4	2	0	2	55	11.0

Prior to West Virginia

- Attended Allen High School in Allen, Texas
- Averaged 10.9 points, 4.4 rebounds and 2.1 assists as a senior at Allen High, earning UIL 6A All-Region honors while helping his team to the Class 6A Division I semifinals
- Led Allen to The Throne National Championship game, scoring 25 points in the finals and being named to The Throne All-Tournament Team
- As a junior, he averaged 10.3 points, 5.4 rebounds and 1.8 assists per game, helping Allen to a 32-win season and top five 6A ranking in the state
- Had a breakout summer on the Adidas 3SSB circuit for Southern Assault that gained him national attention
- Ranked by numerous scouting services as a top 25 recruit in the state of Texas and as one of the top 75 forwards in the nation, playing on an Allen team that ranks as a top 25 team in the country



				Field Goals		3-Point		F-Throws		Rebounds										Scoring	
SEASON	TEAM	GP-GS	MIN/AVG	FG-FGA	FG%	3FG-3FGA	3FG%	FT-FTA	FT%	OFF	DEF	TOT	AVG	PF-FO	A	TO	BLK	STL	PTS	AVG	
2025-26	WVU	5-0	114/22.8	23-41	.561	3-11	.273	6-8	.750	7	5	12	2.4	10-1	4	2	0	2	55	11.0	
TOTAL		5-0	114/22.8	23-41	.561	3-11	.273	6-8	.750	7	5	12	2.4	10-1	4	2	0	2	55	11.0	

Single Game Highs

Statistic	Value	
Points	25	vs Lafayette 11/17/25
Rebounds	5	vs Pittsburgh 11/13/25
Assists	2	vs Pittsburgh 11/13/25
Steals	1	vs Mount St. Mary's 11/04/25, vs Campbell 11/06/25
FG Made	11	vs Lafayette 11/17/25
FG Attempts	17	vs Lafayette 11/17/25
3FG Made	2	vs Pittsburgh 11/13/25
3FG Attempts	5	vs Pittsburgh 11/13/25
FT Made	3	vs Lafayette 11/17/25
FT Attempts	3	vs Lafayette 11/17/25

23 MORRIS UGUSUK

Guard
6-4, 180
Junior
Drive Basketball Academy |
South Carolina
Helsinki, Finland



West Virginia (2025-26)

- Had five points and seven rebounds vs. Lafayette
- Finished with three points against Pitt
- Had five rebounds vs. Campbell
- Scored four points in his WVU debut vs. Mount St. Mary's

Prior to West Virginia

- Came to West Virginia from South Carolina, where he played the last two seasons
- This past season as a sophomore, he started six of 32 games played, averaging 5.9 points and 1.4 rebounds per game
- Shot 38.4% from the field, 40.7% from 3-point range and 76.9% from the free throw line
- Had a career-high 20 points against Vanderbilt, six rebounds against Florida and made four 3-point field goals in games against Texas A&M, at Virginia Tech, at Indiana and at Oklahoma
- Had 18 points at Indiana, 15 points at Oklahoma, 12 points in games at Virginia Tech and vs. Texas A&M and 10 points vs. Texas
- As a freshman in 2023-24, he saw action in 30 games, averaging 2.2 points in 10 minutes per game
- Had five points and three assists in his first collegiate game against USC Upstate
- Had a season-high five assists and zero turnovers in the win over Charleston Southern
- Had 11 points against Florida A&M and had 10 points in 11 minutes of action in the win against Missouri
- Averaged 17.2 points, 5.3 assists, 4.3 rebounds and 2.2 steals per game playing for Drive Basketball Academy in Finland
- Played for Pantterit Helsinki in the Finnish 1st Division and averaged 12.0 points, 2.8 assists and 2.8 rebounds per game
- Shot 58.8% from the floor and 60.0% from behind 3-point range
- Played for Finland at the 2022 FIBA U18 European Championship
- Averaged 9.1 points, 3.1 rebounds, 2.9 assists and 1.7 steals per game in the tournament, helping Finland to a third-place finish

Opponent	Date	GS	MIN	Total FG-FGA	PCT	3-Pointers 3FG-3FGA	PCT	Free throws FT-FTA	PCT	Rebounds OFF DEF TOT	AVG	PF	A	TO	BLK	STL	PTS	AVG
Mount St. Mary's	11/04/2025		21:03	1-3	.333	1-3	.333	1-2	.500	1 2 3	3.0	3	1	0	0	1	4	4.0
Campbell	11/06/2025		19:35	1-2	.500	0-0	.000	0-0	.000	2 3 5	4.0	1	0	0	0	0	2	3.0
Lehigh	11/09/2025		19:10	1-3	.333	0-1	.000	0-1	.000	2 1 3	3.7	0	0	0	0	2	2	2.7
Pittsburgh	11/13/2025		24:27	1-3	.333	1-3	.333	0-0	.000	1 1 2	3.3	0	0	0	0	0	3	2.8
Lafayette	11/17/2025		20:41	1-2	.500	1-2	.500	2-2	1.000	2 5 7	4.0	0	0	0	1	0	5	3.2
Totals		0	104:57	5-13	.385	3-9	.333	3-5	.600	8 12 20	4.0	4	1	0	1	3	16	3.2



				Field Goals		3-Point		F-Throws		Rebounds									Scoring	
SEASON	TEAM	GP-GS	MIN/AVG	FG-FGA	FG%	3FG-3FGA	3FG%	FT-FTA	FT%	OFF	DEF	TOT	AVG	PF-FO	A	TO	BLK	STL	PTS	AVG
2023-24	SC	30-0	307/10.2	23-68	.338	14-48	.292	7-9	.778	6	14	20	0.7	10-0	16	15	3	5	67	2.2
2024-25	SC	32-6	712/22.3	61-159	.384	46-113	.407	20-26	.769	14	31	45	1.4	40-0	28	28	1	15	188	5.9
2025-26	WVU	5-0	105/21.0	5-13	.385	3-9	.333	3-5	.600	8	12	20	4.0	4-0	1	0	1	3	16	3.2
TOTAL FOR WVU		5-0	105/21.0	5-13	.385	3-9	.333	3-5	.600	8	12	20	4.0	4-0	1	0	1	3	16	3.2
TOTAL		67-6	1124/16.8	89-240	.371	63-170	.371	30-40	.750	28	57	85	1.3	54-0	45	43	5	23	271	4.0

Single Game Highs

Statistic	Value	
Points	20	at Vanderbilt 01/15/25
Rebounds	7	vs Lafayette 11/17/25
Assists	5	vs Charleston So. 12/16/23
Steals	3	at Vanderbilt 01/15/25
Blocks	1	5 times
FG Made	6	at Vanderbilt 01/15/25
FG Attempts	12	vs Auburn 01/11/25
3FG Made	4	4 times
3FG Attempts	9	at Oklahoma 01/18/25
FT Made	5	at Vanderbilt 01/15/25
FT Attempts	6	at Indiana 11/16/24, at Vanderbilt 01/15/25

Game #1

West Virginia 70, Mount St. Mary's 54

Nov. 4, 2025 • Hope Coliseum

Morgantown, W.Va.

Mount St. Mary's 54 • 0-1,0-0 MAAC																			
#	Player	Total		3-Ptr		Rebounds		PF	TP	A	TO	Blk	Stl	Min					
		FG-FGA	FT-FTA	FG-FGA	FT-FTA	Off	Def												
01	Anastasios Rozakeas	r	3-9	2-6	1-2	1	1	2	3	9	0	3	0	3	34				
05	Trey Deveaux	r	5-11	1-4	4-6	2	4	6	3	15	0	1	0	0	33				
21	Luke McEldon	r	4-8	0-0	0-1	1	3	4	5	8	0	2	1	0	21				
04	Mason So	g	3-6	2-4	0-0	0	7	7	5	8	3	3	0	0	26				
45	Xavier Lipscomb	g	1-3	0-1	6-7	0	9	9	1	8	5	6	0	4	37				
07	Elijah Espinosa	g	0-1	0-0	0-0	0	0	0	0	0	1	1	0	0	5				
10	Patrick Haligh	g	0-2	0-2	0-0	0	2	2	3	0	1	1	0	1	22				
11	Justin Amadi	g	1-4	0-0	2-3	0	2	2	4	4	0	0	0	0	16				
23	Yakhya Diop	g	1-2	0-0	0-0	0	1	1	1	2	0	1	0	0	6				
Team		4		1		5		2											
Totals		18-46		5-17		13-19		8		30		38		25		54		10	
FG % 1st Half:		10-23		43.5%		2nd half:		8-23		34.8%		Game:		18-46		39.1%		Deadball	
3FG % 1st Half:		3-8		37.5%		2nd half:		2-9		22.2%		Game:		5-17		29.4%		Rebounds	
FT % 1st Half:		6-8		75.0%		2nd half:		7-11		63.6%		Game:		13-19		68.4%		3	

West Virginia 70 • 1-0,0-0 Big 12

#	Player	Total		3-Ptr		Rebounds		PF	TP	A	To	Blk	Stl	Min
		FG-FGA	FT-FTA	FG-FGA	FT-FTA	Off	Def							
00	Brenen Lorient	5-9	0-0	1-2	2	11	13	3	11	1	1	1	2	35
55	Harlan Obioha	0-0	0-0	5-8	1	1	2	3	5	0	0	1	1	17
01	Jasper Floyd	9-13	1-1	6-9	0	1	1	25	4	0	0	5	31	31
03	Honor Huff	3-12	3-11	7-7	0	1	1	16	1	3	0	2	38	26
52	Treyesen Eaglestaff	0-3	0-1	1-3	0	3	3	1	1	1	1	0	0	28
02	Amir Jenkins	0-2	0-1	1-2	0	1	1	1	1	1	1	0	1	13
05	DJ Thomas	3-6	0-1	1-2	1	0	1	5	7	1	0	0	1	19
23	Morris Ugusuk	1-3	1-3	1-2	1	2	3	3	4	1	0	0	1	21
	Team					1	3	4						
Totals		21-48	5-18	23-35	6	23	29	17	70	10	9	2	13	200
FG % 1st Half: 10-25		40.0%		2nd half: 11-23		47.8%		Game: 21-48		43.8%				Deadball
3FG % 1st Half: 2-8		25.0%		2nd half: 3-10		30.0%		Game: 5-18		27.8%				Rebounds
FT % 1st Half: 13-21		61.9%		2nd half: 10-14		71.4%		Game: 23-35		65.7%				3

Officials: John Gaffney,Tyler Kumpf,Bret Smith
Technical fouls: Mount St. Mary's=None. West Virginia=None.
Attendance: 10081
2025-26 Men's Basketball. Round: 0. Mount St. Mary's vs West Virginia. Played

Score by periods				In	Off	2nd	Fast	Break	Bench	
1st	2nd	Total								
Mount St. Mary's	29	25	54							
West Virginia	35	25	70							

Last FG - MSM 2nd-01:29. WVU 2nd-01:48.
Largest lead - MSM by 31 at:05:55. WVU by 16 2nd-00:11.
MSM led for 03:35. WVU led for 31:24. Game was tied for 00:51.

Recap

West Virginia used a career-high-tying 25 points from Jasper Floyd to defeat Mount St. Mary's 70-54 in Ross Hodge's coaching debut at Hope Coliseum.

Floyd, who once tallied 25 points against Yale when he played at Fairfield, made 9 of 13 from the floor, 6 of 9 from the free throw line and handed out four assists.

Honor Huff contributed 16 points, seven of those coming from the free throw line and all three field goals coming from behind the 3-point arc, while Brenen Lorient chipped in with 11 points and 13 rebounds.

Lorient's work on the glass was significant because the Mountaineers were getting doubled up on the backboards for most of the game.

The Mount's final rebounding advantage was nine, 38 to 29, although Hodge thought some of that margin is a little bit misleading.

West Virginia's real advantage came at the free throw line where the Mount's 25 fouls resulted in 35 free throw attempts, the Mountaineers converting 23.

WVU produced 13 steals leading to those 20 Mount St. Mary's turnovers and 19 fastbreak points.

"I thought our defensive activity was probably the difference in the game," Hodge said. "We turned them over 20 times, and we only turned it over nine."

West Virginia finished 21 of 48 from the floor for 43.8% and 5 of 18 from beyond the arc for 27.8%.

"We were trying to settle in offensively and it was the first time out for a lot of these guys, and you can tell there was a little bit of squeeze and I've got to do a better job of alleviating some of that with them and try and get them some easy baskets," Hodge said.

The Mount, which connected on just 39.1% of their 46 field goal attempts, got a team-high 15 points from Trey Deveaux. No other player reached double figures.

West Virginia led 35-29 at halftime and its largest lead came at the end of the game.

"We had not been great in the closed scrimmage or the exhibition coming out at halftime, and I thought we had that little push just enough to keep them at arm's bay for the most part," Hodge said.

The Mountaineers were without senior guard Chance Moore, sitting out the first five games to satisfy NCAA transfer requirements, and senior forward Jackson Fields, who is still recovering from a preseason hand injury.

The game was the Mount's seventh appearance at the Coliseum, all losses.

Game #2

West Virginia 73, Campbell 65

Nov. 6, 2025 • Hope Coliseum

Morgantown, W.Va.

Campbell 65 • 0-2,0-0 CAA																										
#	Player		Total		3-Ptr		Rebounds						PF	TP	A	TO	Blk	Stl	Min							
			FG-FGA	FT-FTA	FG-FGA	FT-FTA	Off	Def	Off	Def	Total															
11	Muneer Newton	r	3-4	0-0	0-1	1	3	4	3	6	0	1	0	0	0	23										
13	Dovydas Butka	r	5-11	0-0	4-8	2	2	4	4	14	0	1	0	1	0	31										
02	Jeremiah Williamson-	g	2-8	0-3	9-10	0	0	0	3	13	0	3	0	0	0	29										
07	Cam Gregory	g	2-4	1-2	4-4	1	2	3	4	9	2	1	1	1	33											
09	D.J. Smith	g	3-14	1-8	4-5	1	7	8	3	11	0	1	0	1	33											
00	Chris Fields Jr.	g	1-11	0-0	4-4	7	8	15	1	10	1	1	0	0	21											
01	Tasos Cook	g	1-1	0-0	0-0	0	1	1	2	2	2	2	0	1	18											
22	Dominikyas Butka	g	0-1	0-1	0-0	0	0	0	0	0	0	0	0	0	8											
23	Daniel Marcellinus	g	0-0	0-0	0-0	0	1	1	3	0	0	1	0	1	4											
Team			2		4		1																			
Totals			19-54		2-14		25-32		14		26		40		23		65									
FG % 1st Half:			7-24		29.2%		2nd half:			12-30			40.0%			Game:			19-54			35.2%			Deadball	
3FG % 1st Half:			1-8		12.5%		2nd half:			1-6			16.7%			Game:			2-14			14.3%			Rebounds	
FT % 1st Half:			10-14		71.4%		2nd half:			15-18			83.3%			Game:			25-32			78.1%			4	

West Virginia 73 • 2-0,0-0 Big 12

#	Player		Total		3-Ptr		Reb		PF	TP	A	TO	Blk	Stl	Min
			FG-FA	FG-FA	FT-FTA	Off	Def	Total							
00	Brenen Lorient	r	2-8	0-0	8-10	2	7	9	3	12	4	2	5	0	31
55	Harlan Obioha	c	5-7	0-0	2-4	2	4	6	4	12	1	2	0	0	24
01	Jasper Floyd	g	1-5	0-1	0-0	2	3	5	4	2	4	3	0	0	32
03	Honor Huff	g	5-10	4-9	9-10	0	2	2	3	23	1	2	0	1	34
52	Treyesen Eaglestaff	g	5-14	2-7	0-1	2	4	6	3	12	1	0	0	0	28
02	Amir Jenkins	g	0-3	0-0	0-0	0	0	0	0	0	1	1	0	0	9
05	DJ Thomas	g	4-8	1-3	1-2	1	0	1	2	10	0	0	0	0	22
23	Morris Ugusok	g	1-2	0-0	0-0	1	1	2	0	0	1	2	0	0	20
	Team					1	1	2							
	Totals		23-57	7-20	20-22	12	24	36	20	73	11	5	2	200	

Game #4

West Virginia 71, Pitt 49

Nov. 13, 2025 • Hope Coliseum

Morgantown, W.Va.

Pittsburgh 49 • 3-1,0-0 ACC

#	Player	Total		3-Ptr		Rebounds		PF	TP	A	TO	Blk	Stl	Min
		FG	FGA	FG	FGA	FT	FTA							
02	Cameron Corhen	f	6-8	1-1	1-2	2	8	10	2	14	2	2	2	35
13	Roman Siulepa	f	2-5	1-3	1-2	0	3	3	2	6	0	0	0	1
03	Brandin Cummings	g	3-13	1-8	0-0	2	0	2	4	7	2	3	0	0
07	Damarco Minor	g	1-9	0-4	2-2	0	4	4	1	4	3	1	1	0
08	Omari Witherspoon	g	5-10	1-2	0-0	0	2	2	11	4	3	2	0	38
04	Papa Amadou Kante		1-1	0-0	0-0	0	4	4	4	2	0	1	0	0
22	Barry Dunning Jr.		0-0	0-0	0-0	0	0	0	0	0	0	0	0	2
25	Nojus Indrusaitis		2-7	1-2	0-0	0	1	1	2	5	1	1	0	1
Team						2	3	5			1			
Totals			20-53	5-20	4-6	6	25	31	15	49	12	12	5	4
FG % 1st Half: 10-26 38.5%			2nd half: 10-27 37.0%		Game: 20-53 37.7%		3FG % 1st Half: 2-11 18.2%		2nd half: 3-9 33.3%		Game: 5-20 25.0%		Deadball Rebounds 3	
FT % 1st Half: 3-4 75.0%			2nd half: 1-2 50.0%		Game: 4-6 66.7%									

West Virginia 71 • 4-0,0-0 Big 12

#	Player	Total		3-Ptr		Rebounds		PF	TP	A	TO	Blk	Stl	Min
		FG	FGA	FG	FGA	FT	FTA							
00	Brenen Lorient	f	3-7	0-3	0-0	1	2	3	6	0	1	3	2	24
55	Harlan Obioha	c	8-9	0-0	3-4	1	5	6	2	19	2	1	2	0
01	Jasper Floyd	g	4-8	1-1	4-5	0	5	5	1	13	7	0	0	3
03	Honor Huff	g	2-10	2-8	9-12	1	4	5	3	15	0	0	0	1
52	Treyson Eaglestaff	g	1-4	0-0	0	1	1	0	3	1	2	0	0	27
02	Amir Jenkins		1-4	0-0	0-0	0	2	2	1	2	1	0	0	0
04	Jayden Forsythe		0-0	0-0	0-0	0	0	0	0	0	0	0	0	12
02	DJ Thomas		4-9	2-5	0-0	1	4	5	1	10	2	0	0	0
21	Niyol Hauet		0-0	0-0	0-0	0	0	0	0	0	0	0	0	1
23	Morris Ugusuk		1-3	1-3	0-0	1	1	2	0	3	0	0	0	0
Team						3	2							
Totals			24-56	7-24	16-21	8	26	34	11	71	13	6	5	6
FG % 1st Half: 13-31 41.9%			2nd half: 11-25 44.0%		Game: 24-56 42.9%		3FG % 1st Half: 4-15 26.7%		2nd half: 3-9 33.3%		Game: 7-24 29.2%		Deadball Rebounds 4	
FT % 1st Half: 4-5 80.0%			2nd half: 12-16 75.0%		Game: 16-21 76.2%									

Officials: Marques Pettigrew,Roger Ayers,Kipp Kissinger

Technical fouls: Pittsburgh-Nojus Indrusaitis; Cameron Corhen; TEAM, West

Virginia-None.

Attendance: 12453

2025-26 Men's Basketball, Round: 0, Pittsburgh vs West Virginia, Played at Hope

Score by periods	1st	2nd	Total
Pittsburgh	25	24	49
West Virginia	34	37	71

Last FG - UP 2nd-00:49, WVU 2nd-04:43.

Largest lead - UP by 7 1st-08:51, WVU by 24 2nd-04:43.

UP led for 08:15, WVU led for 31:32, Game was tied for 00:13.

Score tied - 0 times.

Lead changed - 4 times.

Recap

West Virginia used some tenacious defense to smother rival Pitt 71-49 at Hope Coliseum.

The Mountaineers limited the Panthers to just 25% shooting from 3 and 37.7% overall while forcing 12 turnovers that resulted in 21 points, much to the delight of the 12,453 in attendance on a week night.

It was the largest margin of victory for WVU against Pitt in the 55-year history of Hope Coliseum and Pitt's 49 points scored marked the Panthers' lowest output in Morgantown since scoring 34 points in 1949.

Senior center Harlan Obioha scored a season-high 19 points while senior guard Honor Huff added 15 for WVU.

Guard Jasper Floyd contributed 13 points and freshman forward DJ Thomas tallied all 10 of his points in the first half.

Pitt (3-1) led by seven, 21-14, with 8:01 left in the first half before coming unglued.

Huff got things going with a 3 and then Thomas added a layup to begin an 18-2 run over a four-minute stretch that saw the Panthers' lone basket coming from Brandin Cummings.

Pitt's field goal drought lasted more than 10 minutes and extended into the second half. By the time coach Jeff Capel used his second timeout with 16:29 left, West Virginia was comfortably ahead 46-25.

Threes by Nojus Indrusaitis, Roman Siulepa and Cameron Corhen helped get Pitt's deficit down to 10, 50-40, but West Virginia answered with baskets by Brenen Lorient, Obioha and a 3 by Huff.

After that, it became a free throw shooting contest because of technical fouls called on Indrusaitis, Corhen and Capel. That's only partly why West Virginia had a 21 to 6 advantage at the free throw line. The other reason was the Panthers settling for jump shots while the Mountaineers were getting the ball inside to Obioha, Thomas and Lorient.

West Virginia outscored Pitt 32 to 20 in the paint, 24 of those coming on layups. The Mountaineers were successful on 32 of their 64 possessions while the Panthers could only manage baskets on 22 of their 61 possessions.

Corhen led Pitt with 12 points and 10 rebounds. Omari Witherspoon added 11 while Cummings, Pitt's leading scorer, finished with just 7 on 3 of 13 shooting.

Floyd's stat line included seven assists, five rebounds and three steals for the Mountaineers.

Obioha led West Virginia with six rebounds while connecting on 8 of his 9 field goal attempts.

WVU had a 34 to 31 edge on the glass overall.

Overall, West Virginia owns a 102-90 advantage in all-time play.

Game #5

West Virginia 81, Lafayette 59

Nov. 17, 2025 • Hope Coliseum

Morgantown, W.Va.

Lafayette 59 • 1-4,0-0 Patriot

#	Player	Total		3-Ptr		Rebounds		PF	TP	A	TO	Blk	Stl	Min
		FG	FGA	FG	FGA	FT	FTA							
21	Andrew Phillips	f	7-15	3-6	2-2	2	1	3	0	19	1	1	0	1
22	Christian Humphrey-R	f	2-4	2-4	0-0	2	6	8	2	6	1	1	1	1
44	Shareef Jackson	f	2-7	0-0	2-4	1	3	4	3	6	1	4	0	0
01	Caleb Williams	g	5-10	4-8	2-2	1	4	5	3	16	4	4	0	0
10	Mark Butler	g	3-7	0-0	1-2	0	1	1	3	7	5	3	0	1
00	Ryan Pettit		1-5	1-4	0-0	0	0	0	2	3	2	1	0	2
24	Folabomi Fayemi		0-0	0-0	0-0	0	1	1	1	0	0	0	0	2
34	Luke Bevilacqua		0-1	0-0	2-2	0	2	2	3	2	0	4	1	1
Team						0	1	1			1			
Totals			20-49	10-22	9-12	6	19	25	17	59	14	19	2	6
FG % 1st Half: 9-23 39.1%			2nd half: 11-26 42.3%		Game: 20-49 40.8%		3FG % 1st Half: 4-14 28.6%		2nd half: 6-14 42.9%		Game: 10-22 45.5%		Deadball Rebounds 2	
FT % 1st Half: 3-4 75.0%			2nd half: 6-8 75.0%		Game: 9-12 75.0%									

West Virginia 81 • 5-0,0-0 Big 12

#	Player	Total		3-Ptr		Rebounds		PF	TP	A	TO	Blk	Stl	Min
		FG	FGA	FG	FGA	FT	FTA							
00	Brenen Lorient	f	3-7	0-2	3-4	2	3	5	2	9	4	1	0	0
55	Harlan Obioha	c	1-5	0-0	1-4	3	2	5	2	3	2	0	0	0
01	Jasper Floyd	g	1-5	0-1	0-0	0	3	3	2	2	6	3	0	2
03	Honor Huff	g	8-11	8-9	0-0	0	1	1	3	24	0	3	0	1
52	Treyson Eaglestaff	g	1-4	0-2	2-3	1	4	5	3	4	1	0	2	23
02	Amir Jenkins		3-6	0-1	3-5	1	2	3	1	9	5	1	0	1
04	Jayden Forsythe		0-1	0-1	0-0	0	2	2	0	0	0	0	0	3
02	DJ Thomas		11-17	0-2	3-3	3	0	3	2	25	1	2	0	0
23	Morris Ugusuk		1-2	1-2	2-2	2	5	7	0	5	0	0	1	0
Team						0	2	2						
Totals			29-58	9-20	14-21	12	24	36	15	81	19	10	3	6
FG % 1st Half: 13-32 40.6%			2nd half: 16-26 61.5%		Game: 29-58 50.0%		3FG % 1st Half: 6-16 37.5%		2nd half: 3-4 75.0%		Game: 9-20 45.0%		Deadball Rebounds 5	
FT % 1st Half: 4-6 66.7%			2nd half: 10-15 66.7%		Game: 14-21 66.7%									

Officials: Keith Patterson,Antonio Petty,Doug Simmons

Technical fouls: Lafayette-None, West Virginia-None.

Attendance: 9360

2025-26 Men's Basketball, Round: 0, Lafayette vs West Virginia, Played at Hope

Score by periods	1st	2nd	Total
Lafayette	25	34	59
West Virginia	36	45	81

Last FG - LAF 2nd-02:12, WVU 2nd-00:09.

Largest lead - LAF None, WVU by 24 2nd-11:25.

LAF led for 00:00, WVU led for 37:23, Game was tied for 02:37.

	In	Off	2nd	Fast	
Points	Paint	T/O	Chance	Break	Bench
LAF	18	9	6	7	5
WVU	38	20	13	11	39

Score tied - 3 times.

Lead changed - 0 times.

Recap

Freshman DJ Thomas' season-high 25 points led West Virginia to an 81-58 victory over Lafayette at Hope Coliseum.

Thomas made 11 of 17 from the floor and all three free throw attempts while Honor Huff flirted with the school 3-point field goal record of nine held by Alex Ruoff.

Huff, who contributed 24 points, got all of them from behind the 3-point arc, including his eighth triple with 11:25 still remaining to give WVU its biggest lead at 58-34.

Because Huff was shooting so well from behind the arc, making 8 of 9, that opened up the paint for Thomas to do his damage.

"I thought DJ did a great job of just being a recipient of them double-teaming and getting in pockets," West Virginia coach Ross Hodge said. "(Brenen Lorient) played a great floor game with four assists and one turnover and Harlan (Obioha) had two assists, and a lot of those were just DJ finding those open crevasses." For us, 19 assists on 29 baskets is incredible."

After his last 3, Huff didn't take another shot and West Virginia saw its lead dwindle to 12 with 2:12 left. But the final 10 points of the game were scored by the Mountaineers.

Thomas is the fifth different player to lead the team in scoring and the fourth different player to surpass the 20-point mark in a game so far this year.

Amir Jenkins contributed a season-high 9 points and Brenen Lorient added 9 to go with five rebounds and four assists.

Junior guard Morris Ugusuk had a solid all-around game with 5 points and a team-best seven rebounds.

"Morris just does so many little things and even in the first half, outside of Honor we were struggling to make some perimeter shots, he stepped right in there and made it," Hodge said. "He's bought in as much as anybody we have."

Lafayette was led by Andrew Phillips' 19 points. Caleb Williams chipped in with 16.

West Virginia was 29 of 58 from the floor for 50%, including 9 of 20 from 3-point distance. Lafayette finished 10 of 22 from behind the arc to help offset its 19 turnovers.

WVU had a 36 to 25 advantage on the glass.

"I thought our defensive intensity was pretty good for the most part, in the first half in particular," Hodge said. "I thought we some busted plays where they had some late shot-clock makes when I thought we defended pretty well but a ball squirted out and they got it.

"That was probably the most disappointing thing to me was we had so many opportunities for loose balls that we just didn't quite come up with," he added.



2025-26 West Virginia Men's Basketball Combined Team Statistics All games

Page 1/1
as of Nov 18, 2025

Game Records

Record	Overall	Home	Away	Neutral
ALL GAMES	5-0	5-0	0-0	0-0
CONFERENCE	0-0	0-0	0-0	0-0
NON-CONFERENCE	5-0	5-0	0-0	0-0

Score by Periods

Team	1st	2nd	OT	TOT
West Virginia	180	184	0	364
Opponents	124	150	0	274

Team Box Score

No.	Player				Total		3-Point		F-Throw		Rebounds													
		GP-GS	MIN	AVG	FG-FGA	FG%	3FG-3FGA	3FG%	FT-FTA	FT%	OFF	DEF	TOT	AVG	PF	DQ	A	TO	BLK	STL	PTS	AVG		
3	HUFF, Honor	5-5	165:53	33.2	20-53	.377	19-45	.422	27-33	.818	1	9	10	2.0	12	0	2	9	0	8	86	17.2		
0	LORIENT, Brenen	5-5	152:42	30.5	24-46	.522	3-9	.333	13-18	.722	9	28	37	7.4	11	0	11	7	9	7	64	12.8		
5	THOMAS, DJ	5-0	113:59	22.8	23-41	.561	3-11	.273	6-8	.750	7	5	12	2.4	10	1	4	2	0	2	55	11.0		
55	OBOHA, Harlan	5-5	110:47	22.2	17-25	.680	0-0	.000	17-27	.630	8	19	27	5.4	12	0	8	5	4	1	51	10.2		
1	FLOYD, Jasper	5-5	143:14	28.6	17-36	.472	2-4	.500	13-18	.722	4	15	19	3.8	9	0	25	13	0	11	49	9.8		
52	EAGLESTAFF, Treysen	5-5	125:36	25.1	8-32	.250	4-17	.235	5-9	.556	3	15	18	3.6	8	0	4	6	2	3	25	5.0		
2	JENKINS, Amir	5-0	67:19	13.5	6-19	.316	1-3	.333	5-9	.556	1	8	9	1.8	4	0	10	6	0	4	18	3.6		
23	UGUSUK, Morris	5-0	104:57	21.0	5-13	.385	3-9	.333	3-5	.600	8	12	20	4.0	4	0	1	0	1	3	16	3.2		
8	OYEADIER, Abraham	1-0	02:22	2.4	0-0	.000	0-0	.000	0-2	.000	0	2	2	2.0	0	0	0	0	0	0	0	0.0		
21	HAUET, Niyol	2-0	02:16	1.1	0-0	.000	0-0	.000	0-0	.000	0	1	1	0.5	0	0	0	0	0	0	0	0.0		
4	FORSYTHE, Jayden	3-0	10:56	3.6	0-3	.000	0-3	.000	0-0	.000	0	2	2	0.7	1	0	0	0	0	1	0	0.0		
Team											6	10	16					1						
Total		5	1000		120-268	.448	35-101	.347	89-129	.690	47	126	173	34.6	71	1	65	49	16	40	364	72.8		
Opponents		5	1000		93-248	.375	29-94	.309	59-80	.738	37	122	159	31.8	99	2	49	79	12	30	274	54.8		

Team Statistics

	WVU	OPP
Scoring		
Points per game	72.8	54.8
Scoring margin	+18.0	-
Field goals-att		
Field goal pct	.448	.375
3 point fg-att		
3-point FG pct	.347	.309
3-pt FG made per game	7.0	5.8
Free throws-att		
Free throw pct	.690	.738
F-Throws made per game	17.8	11.8
Rebounds		
Rebounds per game	34.6	31.8
Rebounding margin	+2.8	-
Assists		
Assists per game	13.0	9.8
Turnovers		
Turnovers per game	9.8	15.8
Turnover margin	+6.0	-
Assist/turnover ratio	1.3	0.6
Steals		
Steals per game	8.0	6.0
Blocks		
Blocks per game	3.2	2.4
Winning streak		
Home win streak	5	-
Attendance		
Home games-Avg/Game	5-10282	0-0
Neutral site-Avg/Game	-	0-0

Team Results

Date	Opponent		Score	Att.
11/04/2025	Mount St. Mary's	W	70-54	10081
11/06/2025	Campbell	W	73-65	9251
11/09/2025	Lehigh	W	69-47	10264
11/13/2025	Pittsburgh	W	71-49	12453
11/17/2025	Lafayette	W	81-59	9360



ROSS HODGE
Head Coach



0 | BRENEN LORIENT
Forward, 6-9, 215
Senior



1 | JASPER FLOYD
Guard, 6-3, 195
Senior



2 | AMIR JENKINS
Guard, 6-2, 180
Freshman



3 | HONOR HUFF
Guard, 5-10, 165
Senior



4 | JAYDEN FORSYTHE
Guard, 6-5, 195
Sophomore



5 | DJ THOMAS
Forward, 6-9, 225
Freshman



7 | EVANS BARNING JR.
Forward, 6-7, 200
Freshman



8 | ABRAHAM OYEADIER
Center, 6-9, 225
Redshirt Freshman



13 | CHANCE MOORE
Guard, 6-6, 210
Fifth Year



15 | JACKSON FIELDS
Forward, 6-8, 225
Senior



20 | MJ FEENANE
Guard, 6-6, 190
Freshman



21 | NIYOL HAUET
Guard, 6-4, 180
Redshirt Freshman



23 | MORRIS UGUSUK
Guard, 6-4, 180
Junior



52 | TREYSEN EAGLESTAFF
Guard, 6-6, 205
Senior



55 | HARLAN OBOHA
Center, 7-0, 265
Fifth Year



YUSUF ALI
Assistant Coach



JOHNNY ESTELLE
Assistant Coach



PHIL FORTE
Assistant Coach



JASE HERL
Assistant Coach



ANDRE SHAW
Assistant Coach



MIKE RANDLE
Director of Recruiting



SEAN MCCLURG
Director of Video, Scouting
and Analytics



ALEX MERGNER
Director of Men's
Basketball Operations



JASON MARTINEZ
Strength and Condition-
ing Coach

MOUNTAINEERS®