



ALABAMA A&M

2025-26 MEN'S BASKETBALL GAME NOTES

2024 COLLEGEINSIDER.COM POSTSEASON TOURNAMENT SEMIFINALIST

#BEADAWG25

X @aamuathletics
@aamuathletics

>> GAME DAY INFORMATION

Location	Clemson, S.C.
Tip-Off	6 p.m. (CT)
Site	Littlejohn Coliseum
Capacity	10,325
Meeting	Second Meeting
Series Record	Clemson leads, 1-0
Last Meeting	11/21/19
Location	Clemson, S.C.
Result	L, 87-51
Television	ACC Network Extra
Play-by-Play	Daron Vaught
Analyst	JD Powell
Sideline	TBD
Radio	TBD
Play-by-Play	TBD
Analyst	TBD
Sideline	TBD

>> 2025-26 SCHEDULE

OVERALL: 3-1

SWAC: 0-0

[H: 3-0; A: 0-1; N: 0-0]

Date	Opponent	TV	Time/Result
NOVEMBER [3-1]			
3	BLUE MOUNTAIN	SWAC TV	W, 80-60
5	at Indiana	BTN	L, 51-98
13	CHARLESTON SOUTHERN*	SWAC TV	W, 68-64
16	LINDENWOOD*	SWAC TV	W, 74-65
28	at Clemson	ACCX	6 p.m.
30	at Coastal Carolina	ESPN+	2:30 p.m.
DECEMBER [0-0]			
3	TENNESSEE STATE	SWAC TV	7 p.m.
7	at Lipscomb		4 p.m.
13	ARKANSAS BAPTIST	SWAC TV	4 p.m.
15	NORTH ALABAMA	SWAC TV	7 p.m.
17	vs. Ole Miss		7 p.m.
21	CHATTANOOGA	SWAC TV	3 p.m.
30	FSK	SWAC TV	5 p.m.
JANUARY [0-0]			
3	at Arkansas-Pine Bluff*	SWAC TV	TBD
5	at Mississippi Valley State*	SWAC TV	7 p.m.
10	ALCORN STATE*	SWAC TV	4 p.m.
12	JACKSON STATE*	SWAC TV	7 p.m.
17	vs. Alabama State*	SWAC TV	TBD
24	at Texas Southern*	SWAC TV	TBD
26	at Prairie View A&M*	SWAC TV	6 p.m.
31	FLORIDA A&M*	SWAC TV	4 p.m.
FEBRUARY [0-0]			
2	BETHUNE-COOKMAN*	SWAC TV	7 p.m.
7	at Southern*	SWAC TV	TBD
9	at Grambling State*	SWAC TV	6:30 p.m.
14	ARKANSAS-PINE BLUFF*	SWAC TV	4 p.m.
16	MISSISSIPPI VALLEY STATE*	SWAC TV	7 p.m.
19	at Florida A&M*	SWAC TV	7:30 p.m.
21	at Bethune-Cookman*	SWAC TV	4:30 p.m.
28	ALABAMA STATE*	SWAC TV	4 p.m.
MARCH [0-0]			
3	GRAMBLING STATE*	SWAC TV	7:30 p.m.
5	SOUTHERN*	SWAC TV	7:30 p.m.

* - Southwestern Athletic Conference game

^ - Bulldog Bash (Huntsville, Ala.)

+ - Bridge Builder Classic (Mobile, Ala.)

All times Central and subject to change
Home Games in ALL CAPS and bold

>> COMMUNICATIONS

BRIAN HOWARD

Assistant AD for Athletic Communications

Men's Basketball Contact

e brian.howard@aamu.edu

c 302.258.7461

GAME
5

ALABAMA A&M

3-1 • 0-0 SWAC

FRIDAY, NOVEMBER 28, 2025 | 6 PM (CT) | LITTLEJOHN COLISEUM | CLEMSON, SOUTH CAROLINA

at

CLEMSON

6-1 • 0-0 ACC

ALABAMA A&M

Record	3-1
Rankings	NR / NR
Last Game	Win vs. Lindenwood (74-65)
Streak	Won 2
Head Coach	Donte' Jackson
Career Record	266-186
Record at Alabama A&M	3-1
Record vs. Clemson	0-0

CLEMSON

Record	6-1
Rankings	RV / RV
Last Game	Win vs. Georgia (97-94, OT)
Streak	Won 3
Head Coach	Brad Brownell
Career Record	465-282
Record at Clemson	298-197
Record vs. Alabama A&M	0-0

TALE OF THE TAPE

ALABAMA A&M

	Points/Game	CLEMSON
68.3		84.3
41.2	Field Goal %	46.2
35.9	3PT%	33.7
34.0	Rebounds/Game	42.0
12.0	Assists/Game	16.1
2.8	Blocks/Game	3.1
7.3	Steals/Game	5.6
71.8	Scoring Defense	64.9
44.3	Field Goal Defense	38.3
26.0	3PT Defense	27.6
-2.5	Rebound Margin	9.0
0.9	Assist/TO Ratio	2.6

▼ OPENING TIP-OFF

THE MATCHUP

- ◆ Alabama A&M and Clemson will meet for the second time in program history
- ◆ The Tigers won the first meeting, 87-51, in 2019 in Clemson, S.C.
- ◆ The game marks two straight in the Palmetto State as AAMU visits Coastal Carolina on Sunday to close out its two-game road trip
- ◆ The Bulldogs have won three out of their first four games of the season
- ◆ Alabama A&M is coming off a 74-65 win to close out the Bulldog Bash over Lindenwood on Nov. 16
- ◆ AAMU won both games in the Bulldog Bash to claim the tourney title
- ◆ Kintavious Dozier averaged 35.0 minutes in the two games, along with 18.5 points, 4.5 rebounds, 3.0 steals and 2.0 assists
- ◆ Kintavious Dozier score 20 of his game-high 27 points in the first half as Alabama A&M rallied down the stretch to defeat Charleston Southern, 68-64, in the opening game of the Bulldog Bash
- ◆ Alabama A&M has seven players that transferred from Grambling State and followed head coach Donte' Jackson
- ◆ The Bulldogs come into the contest averaging 68.3 points on 41.2 percent shooting
- ◆ Alabama A&M ranks first in the conference in scoring defense and three-point percent-age defense

▼ PROBABLE STARTERS



		Pos.	Ht.	Yr.	Hometown	PPG	RPG	APG	FG%	3FG%	FT%
00	Kintavious Dozier	G	6-1	Sr.	Lanett, Ala.	14.0	3.0	1.8	42.5	30.0	82.6
1	Koron Davis	G	6-7	R-Jr.	Gary, Ind.	7.8	6.0	0.3	34.3	---	77.8
3	Sami Pissis	G	6-3	Sr.	Paris, France	10.3	3.0	4.5	38.6	30.8	60.0
10	PJ Eason	F	6-9	Sr.	Dadeville, Ala.	5.3	6.0	0.8	58.3	---	87.5
21	James Graham III	G/F	6-8	R-Jr.	Milwaukee, Wis.	7.7	3.7	0.0	47.6	---	75.0

▼ MEDIA POLICIES & PROCEDURES

The Alabama A&M University Athletics Communications Office is ready to assist you in to make the experience of covering AAMU Athletics productive and rewarding.

Alabama A&M University • Elmore Gymnasium
4900 Meridian St. NW • Huntsville, AL 35726

Athletic Communications Phone 256.372.5880
 Website aamusports.com

Brian Howard (Men's Contact)..... Assistant AD/Comms.
 302.258.7461brian.howard@aamu.edu

ON THE WEB

Information on the Alabama A&M University men's basketball team is available at www.aamusports.com. To receive the AAMU updates via email, please send a request to Brian Howard (brian.howard@aamu.edu).

PRACTICES

During a game week, media may interview players and coaches immediately following practice. Practice is generally closed to the public. Anyone hoping to observe practice should contact AAMU Athletics Communications in advance. Failure to do so may result in an individual's removal from the venue. During regular season practices, unless otherwise noted, still and television photographers will be allowed to shoot stretching and select periods.

PRESS ROW SERVICES

All media members will be provided with access to game notes via aamusports.com. At halftime, quickie stats will be printed and distributed. Following the game, a complete postgame statistics package will be distributed via email and will contain a box score and play-by-play for the entire contest.

LIVE STATS

Live in-game statistics will be available via Sidearm Sports.

INTERNET

Wireless Internet is available in the AAMU Event Center (AAMU Guest). Members of the Athletics Communications staff will be available to assist you. There is no access fee.

WEEKLY MEDIA AVAILABILITY

Head Coach Donte' Jackson will be available to the media during the season and please contact the AAMU Athletic Communications Office to make arrangements to set up an interview. Players will be made available at the discretion of the coaching staff.

MEDIA CREDENTIALS

Requests for official working media creden-

tials should be directed to the AAMU Athletics Communications Office. All requests should be received no later than noon, four days prior to the game. Visit the media page at aamusports.com to request credentials online.

Traditional media (newspapers, radio and television) are credible and consider standard media and will be approved. Those covering the Bulldogs through various other outlets (podcasts, facebook, instagram, Twitter (X) and youtube) are not acceptable forms of media and their credential requests will be denied.

Season credentials will be available for pickup prior to the first game. Credentials may be picked up on gameday at the media will call located at the AAMU Event Center.

On gameday, media should park on the back row at the AAMU Event Center and can enter through the loading dock with your media credential. If you are picking up the credential at will call, please enter through the main doors at the AAMU Event Center.

SCOUTING PASSES

Professional scouts may obtain credentials through AAMU's Athletics Communications Office. Scouts will be issued seating in the press box on a space-available basis.

PHOTOGRAPHER/CREATIVE MEDIA PASSES

Alabama A&M University follows NCAA guidelines regarding media representatives on the baselines. Photographers and videographers are permitted to shoot on the baselines at either end of the court.

WE ARE ALABAMA A&M

When referring to Alabama A&M University, please only use the terms **ALABAMA A&M** or **AAMU**. Please refrain from acronyms of the name **A&M**, **Bama A&M** or **AAM**. In addition, Alabama A&M plays in the Southwestern Athletic Conference (SWAC).

SWAC WEEKLY HONORS

Each week during the regular season, the SWAC will name a player of the week and impact player of the week.

MOBILE APP

The Alabama A&M Athletics app for iPhone, iPad and Android devices offers fans a wide variety of information on the Bulldogs – home and away. The free app is available in the App Store and Google Play.

UNIVERSITY QUICK FACTS

Location	Huntsville, Alabama (35762)
Founded	1875
Enrollment	7,432
Colors	Maroon and White
Nickname	Bulldogs
NCAA Affiliation	Division I
Conference	SWAC
President	Dr. Daniel K. Wims
Director of Athletics	Dr. Paul A. Bryant
Athletics Department Phone	256.372.8057
Ticket Office Phone	256.372.7255
Twitter	@AAMUathletics/@AamufbR
Athletics Website	aamusports.com
University Website	aamu.edu

MEN'S BASKETBALL QUICK FACTS

Head Coach	Donte' Jackson
Alma Mater	Central State, 2003
Career Record	263-185 (16th season)
Record at Alabama A&M	0-0 (1st season)
SWAC Record	88-53
SWAC Tournament Record	10-6
NCAA Division I Tournament Record	1-1
CollegeInsider.com Record	0-1
Associate Head Coach	Kyle Jones
Alma Mater	Arkansas-Pine Bluff, 2013
Assistant Coach	Devarus Walker
Alma Mater	William Carey, 2012
Assistant Coach	Cameron Prather
Alma Mater	Cumberland, 2015
Assistant Coach	Jerome Gray
Alma Mater	Eastern Illinois, 2016
Special Assistant to Head Coach	Cal Cochran
Alma Mater	Chattanooga, 1983
Graduate Assistant Coach	Trey Johnson
Alma Mater	Alabama, 2024

ARENA INFORMATION

Arena	AAMU Event Center
Capacity	6,000
Year Opened	2022
Playing Surface	Hardwood
Largest Attendance	6,569
	1,18,25 vs. Alabama State (L, 69-65)
All-Time Record - Event Center	24-20

MEN'S BASKETBALL HISTORY

First Year of Men's Basketball	1947
Overall Record	924-969
NCAA Division II (SIAC)	1947-1998
NCAA Division II Record	627-483
SIAC Regular Season Champions	9
	1975, 1976, 1986, 1987, 1988, 1989, 1993, 1995, 1996
NCAA Division II Tournament Appearances	10
	1985, 1986, 1987, 1988, 1989, 1993, 1994, 1995,
	1996, 1997
NCAA Division II Second Round Appearances	5
	1988, 1994, 1995, 1996, 1997
NCAA Division II Elite Eight Appearances	4
	1988, 1994, 1995, 1996
NCAA Division I (SWAC)	1999-Present
SWAC Record	190-237
NCAA Division I Record	297-486
SWAC Regular Season Champions	1
	2005
SWAC Tournament Champions	1
	2005
NCAA Division I Tournament Appearances	1
	2005
NCAA Division I Tournament Record	0-1
	3,15,05 vs. Oakland (L, 79-69)
CollegeInsider.com Tournament Appearances	1
	2024
CollegeInsider.com Tournament Record	1-1
	3,20,24 at Austin Peay (W, 81-71);
	3,23,24 at Norfolk State (L, 81-66)

▼ MEDIA SCHEDULE - ALABAMA A&M

MONDAY	24	TUESDAY	25	WEDNESDAY	26	THURSDAY	27	FRIDAY	28	SATURDAY	29	SUNDAY	30
OFF DAY		PRACTICE		PRACTICE		THANKSGIVING		GAME 5		TRAVEL/PRACTICE		GAME 6	
NO MEDIA AVAILABILITY		PLAYERS AND COACHES Only Available After Practice		PLAYERS AND COACHES Only Available After Practice		NO MEDIA AVAILABILITY		Alabama A&M at Clemson 6 p.m. (CT) ACC Extra Littlejohn Coliseum Clemson, South Carolina		NO MEDIA AVAILABILITY		Alabama A&M at Coastal Carolina 2:30 p.m. (CT) ESPN+ HTC Center Conway, S.C.	

▼ NCAA DIVISION I MEN'S BASKETBALL NATIONAL RANKINGS

ASSOCIATED PRESS TOP 25

(Updated 11.24.25)

#	SCHOOL	RECORD	PTS.	PV
1	Purdue (46)	6-0	1509	1
2	Arizona (11)	5-0	1439	4
3	Houston (4)	5-0	1425	2
4	Duke	7-0	1319	5
5	UConn	5-1	1208	3
6	Louisville	5-0	1201	6
7	Michigan	4-0	1080	7
8	Alabama	3-1	1070	11
9	BYU	4-1	1033	9
10	Florida	4-1	961	10
11	Michigan State	5-0	879	17
12	Gonzaga	5-0	863	13
13	Illinois	5-1	830	8
14	St. John's	3-1	743	14
15	Iowa State	4-0	706	16
16	North Carolina	5-0	595	18
17	Tennessee	5-0	495	20
18	UCLA	5-1	488	19
19	Kentucky	4-2	394	12
20	Texas Tech	4-2	319	15
21	Auburn	4-1	269	22
22	Arkansas	5-1	260	21
23	NC State	5-1	214	25
24	Vanderbilt	5-0	111	NR
25	Indiana	5-0	100	NR

Others receiving votes: Wisconsin 45, Kansas 34, Oregon 31, Georgetown 31, Saint Mary's 27, Nebraska 27, Ohio St. 26, Missouri 20, Utah St. 16, Baylor 14, Southern Cal 10, Mississippi 10, Iowa 6, Clemson 6, Santa Clara 3, Creighton 3, Oklahoma St. 2, Virginia Tech 2, Buffalo 1.

USA TODAY SPORTS COACHES TOP 25 POLL

(Updated 11.24.25)

#	SCHOOL	RECORD	PTS.	PV
1	Purdue (23)	6-0	764	1
2	Houston (2)	5-0	732	2
3	Arizona (5)	5-0	713	5
4	Duke (1)	7-0	686	4
5	Louisville	5-0	609	6
6	Michigan	4-0	582	6
7	UConn	5-1	568	3
8	Florida	4-1	501	9
9	Alabama	3-1	497	11
10	Gonzaga	5-0	479	12
11	BYU	4-1	470	10
12	Michigan State	5-0	438	18
13	Iowa State	4-0	403	14
14	Illinois	5-1	391	8
15	St. John's	3-1	349	16
16	Tennessee	5-0	313	17
17	North Carolina	5-0	276	19
18	Kentucky	4-2	204	13
19	UCLA	5-1	201	20
20	Texas Tech	4-2	177	15
21	Arkansas	5-1	146	22
22	N.C. State	4-0	94	NR
23	Vanderbilt	5-0	81	24
24	Indiana	5-0	72	25
25	Auburn	4-1	64	NR

Dropped Out: No. 21 Wisconsin; No. 23 Kansas;

Others receiving votes: Wisconsin 51; Saint Mary's 30; Baylor 27; Oregon 23; Georgetown 23; Kansas 19; Ole Miss 15; USC 11; Missouri 11; Nebraska 9; Creighton 9; Virginia 8; Utah State 6; Ohio State 6; Iowa 6; SMU 4; Clemson 4; Saint Louis 2; Butler 1;

COLLEGEINSIDER.COM MID-MAJOR TOP 25

(Updated 11.24.25)

#	SCHOOL	RECORD	PTS.	PV
1	Gonzaga (28)	5-0	772	1
2	Saint Mary's (2)	6-0	745	2
3	Liberty	4-0	686	3
4	Yale	5-1	603	4
5	Miami (OH)	5-0	594	5
6	High Point	6-1	570	6
7	Akron (1)	5-1	569	7
8	Northern Iowa	5-0	543	8
9	San Francisco	5-1	541	9
10	Santa Clara	6-0	502	10
11	Belmont	5-0	484	13
12	Kent State	6-1	349	16
13	Buffalo	5-0	330	24
14	UNCW	4-1	323	15
15	Loyola Marymount	6-0	278	17
16	McNeese	4-1	269	22
17	California Baptist	5-0	233	20
18	Illinois State	4-2	175	19
19	New Mexico State	4-0	170	23
20	UC San Diego	4-0	169	NR
21	Towson	3-2	157	14
22	Kennesaw State	3-1	112	21
23	Northern Colorado	5-1	80	NR
24	UCSB	3-2	72	11
25	Seattle	4-1	68	NR

Others receiving votes: South Alabama 65, St. Thomas (MN) 63, Marshall 59, Hawaii 44, UC Irvine 42, Troy 40, ETSU 38, Vermont 35, Stephen F Austin 32, Murray State 29, Western Kentucky 27, UT Martin 26, Arkansas State 18, Lamar 17, South Dakota State 17, Quinnipiac 15, Middle Tennessee 13, Bradley 12, New Orleans 12, Central Connecticut State 10, Iona 9, Montana 9, UC Davis 9, Cal Poly 7, Stony Brook 6, Penn 5, Winthrop 5, Columbia 4, Southern Miss 3, Toledo 3, Alabama A&M 2, Robert Morris 2, Bowling Green 1, Indiana State 1, Jacksonville State 1.

SWAC PREDICTED ORDER OF FINISH

(10.08.25)

Team	Points
1. Bethune-Cookman (12)	232
2. Southern (5)	214
3. Jackson State (1)	208
4. Alabama State (3)	183
5. Texas Southern	182
6. Alabama A&M	163
7. Grambling State	151
8. Florida A&M	115
9. Prairie View A&M	99
10. Alcorn State	74
11. Arkansas-Pine Bluff (1)	70
12. Mississippi Valley State	25

*First place votes listed in parenthesis

▼ 2025-2026 SEASON TRENDS

Overall	3-1
Home	3-0
Away	0-1
Neutral	0-0
SWAC	0-0
Non-Conference	3-1
Overtime	0-0
Current overall streak	Won 2
Current home streak	Won 3
Current conference streak	—
Current road streak	Lost 1
Current neutral site streak	—
Current overtime streak	—
Last win	74-65 vs. Lindenwood (11.16)
Last loss	98-51 at Indiana (11.5)
Biggest Deficit in Win	5 points vs. Lindenwood (11.16)
Biggest Lead in Loss	2 points at Indiana (11.5)
Biggest Lead in Overtime Loss	—
Biggest Deficit in Overtime Loss	—
Day game (before 6 p.m.)	1-0
Night game (after 6 p.m.)	2-1
ESPNU	0-0
ESPN2	0-0
ESPN+	0-0
HBCU GO	0-0
SEC Network+	0-0
SWAC TV	3-0
November	3-1
December	0-0
January	0-0
February	0-0
March	0-0
Sunday	1-0
Monday	1-0
Tuesday	0-0
Wednesday	0-1
Thursday	1-0
Friday	0-0
Saturday	0-0
Wearing White	3-0
Wearing Maroon	0-0
Wearing Gray	0-0
Wearing Black	0-1
Scoring First	2-1
Opponent Scores First	1-0
Leading at Halftime	3-0
Trailing at Halftime	0-1
Tied at Halftime	0-0
Leading with 5 Minutes to play	2-0
Trailing with 5 Minutes to play	1-1
Tied with 5 Minutes to play	0-0
Game Decided by 1-5 Points	1-0
Game Decided by 6-9 Points	1-0
Game Decided by 10+ Points	1-1
Scoring 100+ Points	0-0
Scoring 90-99 Points	0-0
Scoring 80-89 Points	1-0
Scoring 70-79 Points	1-0
Scoring 60-69 Points	1-0
Scoring 50-59 Points	0-1
Scoring 40-49 Points	0-0
Opponent Scoring 100+ Points	0-0
Opponent Scoring 90-99 Points	0-1
Opponent Scoring 80-89 Points	0-0
Opponent Scoring 70-79 Points	0-0
Opponent Scoring 60-69 Points	3-0
Opponent Scoring 50-59 Points	0-0
Opponent Scoring 40-49 Points	0-0
Bench Scores More	2-0
Bench Scoring is Equal	0-0
Opponent Bench Scores More	1-1
Outrebounding Opponent	2-0
Rebounds are Equal	0-0
Outrebounded by Opponent	1-1
Fewer Turnovers than Opponent	2-0
Turnovers are Equal	0-1
More Turnovers than Opponent	1-0
Better FG% than Opponent	2-0
FG% is Equal	0-0
Opponent has Better FG%	1-1
Better FT% Than Opponent	3-0
FT% is Equal	0-0
Opponent has Better FT%	0-1
6 Bulldogs in Double Figures	0-0
5 Bulldogs in Double Figures	0-0
4 Bulldogs in Double Figures	1-0
3 Bulldogs in Double Figures	0-0
2 Bulldogs in Double Figures	2-1
1 Bulldog in Double Figures	0-0
0 Bulldogs in Double Figures	0-0

NUMERICAL ROSTER

NO.	NAME	POS	HT	WT	YR	HOMETOWN/PREVIOUS SCHOOL
00	Kintavious Dozier	G	6-1	195	Sr.	Lanett, Ala. / Grambling State
1	Koron Davis	G	6-7	185	R-Jr.	Gary, Ind. / Louisiana
2	Bilal Abdur-Rahman	G	5-10	170	R-Jr.	Atlanta, Ga. / Norcross HS
3	Sami Pissis	G	6-3	190	Sr.	Paris, France / New Hampshire
4	Gabe Kincy	G/F	6-7	210	R-Jr.	Broward County, Fla. / Grambling State
5	Jalen Carruth	G/F	6-7	190	R-Jr.	Atlanta, Ga. / Wallace State-Hanceville CC
7	Jayden Jackson	G	5-10	175	Fr.	West Monroe, La. / West Monroe HS
8	Peyton Daniels Sr.	G	6-3	180	R-Jr.	Ellenwood, Ga. / Jacksonville State
10	PJ Eason	F	6-9	225	Sr.	Dadeville, Ala. / Grambling State
11	Tajden Davis	G	6-5	205	R-Jr.	Tallahassee, Fla. / Southern Union CC
13	Angok Anyang	F	6-9	215	Jr.	Adelaide, South Australia / Ottawa
20	Isaiah Ramey	G	6-7	205	Sr.	Cedarville, Ohio / Midway
21	James Graham III	G/F	6-8	215	R-Jr.	Milwaukee, Wis. / Grambling State
23	Samuel Onu	F	6-11	260	R-Jr.	Malvern, Pa. / Grambling State
24	Lou Hutchinson	G/F	6-7	195	R-Jr.	Washington D.C. / Grambling State
30	James Flippin	F	6-10	275	Sr.	Milwaukee, Wis. / Grambling State

ALPHABETICAL ROSTER

NO.	NAME	POS	HT	WT	YR	HOMETOWN/PREVIOUS SCHOOL
2	Bilal Abdur-Rahman	G	5-10	170	R-Jr.	Atlanta, Ga. / Norcross HS
13	Angok Anyang	F	6-9	215	Jr.	Adelaide, South Australia / Ottawa
5	Jalen Carruth	G/F	6-7	190	R-Jr.	Atlanta, Ga. / Wallace State-Hanceville CC
8	Peyton Daniels Sr.	G	6-3	180	R-Jr.	Ellenwood, Ga. / Jacksonville State
1	Koron Davis	G	6-7	185	R-Jr.	Gary, Ind. / Louisiana
11	Tajden Davis	G	6-5	205	R-Jr.	Tallahassee, Fla. / Southern Union CC
00	Kintavious Dozier	G	6-1	195	Sr.	Lanett, Ala. / Grambling State
10	PJ Eason	F	6-9	225	Sr.	Dadeville, Ala. / Grambling State
30	James Flippin	F	6-10	275	Sr.	Milwaukee, Wis. / Grambling State
21	James Graham III	G/F	6-8	215	R-Jr.	Milwaukee, Wis. / Grambling State
24	Lou Hutchinson	G/F	6-7	195	R-Jr.	Washington D.C. / Grambling State
7	Jayden Jackson	G	5-10	175	Fr.	West Monroe, La. / West Monroe HS
4	Gabe Kincy	G/F	6-7	210	R-Jr.	Broward County, Fla. / Grambling State
23	Samuel Onu	F	6-11	260	R-Jr.	Malvern, Pa. / Grambling State
3	Sami Pissis	G	6-3	190	Sr.	Paris, France / New Hampshire
20	Isaiah Ramey	G	6-7	205	Sr.	Cedarville, Ohio / Midway

ON THE BENCH

Coach	Position // Year at AAMU
Donte' Jackson	Head Coach // 1st Season
Alma Mater // Year	Central State // 2003
Kyle Jones	Assocaite Head Coach // 1st Season
Alma Matter // Year	Arkansas-Pine Bluff // 2013
Devarus Walker	Assistant Coach // 1st Season
Alma Mater // Year	William Carey // 2012
Cameron Prather	Assistant Coach // 1st Season
Alma Mater // Year	Cumberland // 2015
Jerome Gray	Assistant Coach // 1st Season
Alma Mater // Year	Eastern Illinois // 2016
Cal Cochran	Assocaite Head Coach // 4th Season
Alma Matter // Year	Chattanooga // 1983
Trey Johnson	Graduate Assistant // 2nd Season
Alma Mater // Year	Alabama // 2024
Xavier Ceasar	Student Assistant // 1st Season
Alex Gibbs	Student Assistant // 1st Season
Kyndall Gear	Student Assistant // 1st Season
Caleb Lightford	Student Assistant // 1st Season
Madison Reeves	Student Assistant // 1st Season

PRONUNCIATIONS

KINTAVIOUS DOZIER	KIN-TAV-EOUS Dozier
KORON DAVIS	COR-RON Davis
BILAL ABDUR-RAHMAN	BE-LAL Abdur-RAH-MAN
SAMI PISSIS	Sami PIE-CESS
GABE KINCY	Gabe KIN-SEY
JALEN CARRUTH	Jalen KA-RUTH
JAYDEN JACKSON	JAY-DEN Jackson
PEYTON DANIELS SR.	Peyton Daniels Sr.
PJ EASON	PJ Eason
TAJDEN DAVIS	TOD-DEN Davis
ANGOK ANYANG	AG AN-YANG
JAMES GRAHAM III	James Graham III
SAMUEL ONU	Samuel O-NEW
LOU HUTCHINSON	Lou Hutchinson
JAMES FLIPPIN	James FLIP-PEN
DONTE' JACKSON	DON-TAY Jackson
KYLE JONES	Kyle Jones
DEVARUS WALKER	DEE-VAR-EOUS Walker
CAMERON PRATHER	Cameron PRAY-THER
JEROME GRAY	GER-ROME Gray
CAL COCHRAN	Cal COC-RAN
TREY JOHNSON	Trey Johnson

ROSTER INFORMATION

By State/Country	
Alabama	Kintavious Dozier, PJ Eason
South Australia	Angok Anyang
Florida	Tajden Davis, Gabe Kincy
France	Sami Pissis
Georgia	Bilal Abdur-Rahman , Jalen Carruth
	Peyton Daniels Sr.
Indiana	Koron Davis
Louisiana	Jayden Jackson
Pennsylvania	Samuel Onu
Washington, D.C.	Louis Hutchinson
Wisconsin	James Flippin, James Graham III

By Class	
Freshman	Jayden Jackson
Sophomores	Bilal Abdur-Rahman, Jalen Carruth
Juniors	Angok Anyang, Koron Davis, Gabe Kincy
	Peyton Daniels Sr., Tajden Davis,
	James Graham III, Samuel Onu, Louis Hutchinson
Seniors	Kintavious Dozier, Sami Pissis, PJ Eason
	James Flippin

By Height	
5-10	Jayden Jackson
5-11	Bilal Abdur-Rahman
6-1	Kintavious Dozier
6-3	Peyton Daniels Sr., Sami Pissis
6-5	Tajden Davis
6-7	Jalen Carruth Koron Davis, Gabe Kincy
	Louis Hutchinson
6-8	James Graham III
6-9	Angok Anyang, PJ Eason
6-10	James Flippin
6-11	Samuel Onu

By Position	
Guard	Bilal Abdur-Rahman, Kintavious Dozier,
	Peyton Daniels Sr., Koron Davis,
	Tajden Davis, Jayden Jackson
Guard/Forward	Jalen Carruth, James Graham III,
	Louis Hutchinson, Gabe Kincy
Forward	Angok Anyang, PJ Eason
	James Flippin, Samnuel Onu

ALABAMA A&M MEN'S BASKETBALL - RADIO/TELEVISION ROSTER



00 Kintavious
DOZIER

Guard | 6-1 | 195 | SR
Lanett, Alabama




1 Karon
DAVIS

Guard | 6-7 | 185 | R-JR
Gary, Indiana




2 Bilal
ABDUR-RAHMAN

Guard | 5-10 | 170 | R-SO
Atlanta, Georgia



3 Sami
PISSIS

Guard | 6-3 | 190 | SR
Paris, France



4 Gabe
KINCY

Guard/Forward | 6-7 | 210 | R-JR
Broward County, Florida




5 Jalen
CARRUTH

Guard/Forward | 6-7 | 190 | R-JR
Atlanta, Georgia



7 Jayden
JACKSON

Guard | 5-10 | 175 | FR
West Monroe, Louisiana



8 Peyton
DANIELS JR

Guard | 6-3 | 180 | R-JR
Ellenwood, Georgia



10 PJ
EASON

Forward | 6-9 | 225 | SR
Dadeville, Alabama




11 Tajden
DAVIS

Guard | 6-5 | 205 | R-JR
Tallahassee, Florida



13 Angok
ANYANG

Forward | 6-9 | 215 | JR
Adelaide, South Australia



20 Isaiah
RAMEY

Guard | 6-7 | 205 | SR
Cedarville, Ohio



21 James
GRAHAM III

Guard/Forward | 6-8 | 215 | R-JR
Milwaukee, Wisconsin



23 Samuel
ONU

Forward | 6-11 | 260 | R-JR
Malvern, Pennsylvania



24 Lou
HUTCHINSON

Guard/Forward | 6-7 | 195 | R-JR
Washington, D.C.



30 James
FLIPPIN

Forward | 6-10 | 275 | SR
Milwaukee, Wisconsin



TREY
JOHNSON

STAFF ASSISTANT
Second Year
Alabama, 2024



DONTE'
JACKSON

HEAD COACH
First Year
Central State, 2003



KYLE
JONES

ASSOCIATE HEAD COACH
First Year
Arkansas-Pine Bluff, 2013



DEVARUS
WALKER

ASSISTANT COACH
First Year
William Carey, 2013



CAMERON
PRATHER

ASSISTANT COACH
First Year
Cumberland, 2015



JEROME
GRAY

ASSISTANT COACH
First Year
Eastern Illinois, 2016



CAL
COCHRAN

SPECIAL ASSISTANT
TO THE HEAD COACH
Fourth Year
Chattanooga, 1983

HEAD COACH - DONTÉ' JACKSON



DONTÉ' JACKSON

Head Coach | First Season
Central State, 2002



✕ @CoachTaeJack
📷 @coachtajacks

Donte' Jackson became the 11th head coach in Alabama A&M University men's basketball program history on April 3, 2025.

Jackson comes to Alabama A&M after spending the past eight seasons as the head coach at Southwestern Athletic Conference (SWAC) institution Grambling State, where he guided the Tigers to the SWAC Men's Basketball Tournament Championship and a trip to the NCAA Division I Men's Basketball Tournament in 2024.

In his first season, Jackson guided the Tigers to their first SWAC Regular Season Championship in nearly 30 years (1988-1989). During the regular season, Grambling State enjoyed the nation spotlight as being one of the teams in NCAA Division I with the longest winning streak, which got as high as 11 games before a loss to Arkansas-Pine Bluff.

Jackson, which saw the team finish at 17-14 overall and 13-5 in SWAC play, earned several accolades, including SWAC Coach of the Year, NABC District 23 Coach of the Year and the Ben Jobe National Coach of the Year honor. In addition, Ivy Smith, Jr. was selected to the All-SWAC First Team, BOXTOROW All-American Team and a NABC District 23 Second-Team honoree.

His second season saw more success as the Tigers went 17-17 overall, finishing 10-8 inside SWAC play. Grambling State picked up a non-conference victory over Niagara in the Fort Myers Tip-Off Classic and headed into conference play winning two of its final non-conference games, which included victories over Portland and Southeastern Louisiana. GSU wrapped up his second season with a trip to the Collegeinsider.com Tournament, a first for the program, as the Tigers fell, 74-73, to UT-Texas Rio Grande

Valley.

In the 2019-2020 season, Jackson's third, the Tigers again reached the 17- win plateau, going 17-15 overall and 11-7 in conference play. Grambling State scored the most points in the Jackson era on November 8, a 147-52 victory over Ecclesia College. GSU also earned non-conference wins over Southwestern Louisiana and Louisiana-Monroe. The Tigers ended the year in the conference tournament, falling to Texas Southern in the quarterfinals.

During Jackson's fourth year, Grambling State played a shortened season due to COVID as the Tigers went 12-12 overall and 9-6 in the SWAC. A 78-61 non-conference victory over Louisiana-Monroe highlighted the team's success before conference play tipped off. GSU reached the SWAC Tournament Semifinals for the second time in three years, falling to Prairie View A&M.

In the 2021-2022 season, Jackson's squad went 12-21 overall and 9-6 in the SWAC. Notably, Grambling State's highlighted non-conference win came at the Boost Mobile HBCU Challenge Hosted by Chris Paul, a 74-59 victory over Morgan State. The Tigers concluded the year by reaching the SWAC Tournament semifinals for the third time in the Jackson era, falling to eventual champion Texas Southern.

The Tigers reached new highs under Jackson during the 2022-23 campaign. The Tigers finished the season 24-9, tallying its most wins in a single season since joining Division I in 1977.

GSU also defeated two Power 5 teams for the first time in school history, earning wins over Colorado and Vanderbilt. The Tigers won the SWAC Regular Season Title and reached the

HEAD COACH - DONTÉ' JACKSON



2023 SWAC Championship Game. Jackson produced the SWAC Player of the Year in Cameron Christon and won the coveted SWAC Coach of the Year Award.

Jackson reached the pinnacle of the SWAC during the 2023-24 season, leading GSU to its first ever SWAC Tournament Championship win and berth in the NCAA Division I Basketball Tournament. The Tigers went 21-15 overall and 14-4 in conference play. Grambling State defeated Texas Southern 75-66 in the SWAC Title game. GSU went on to defeat Montana State 88-81 in the NCAA First Four, before falling to top-seeded Purdue in the first round.

During his final season at Grambling State, Jackson's team went 12-22 overall and 7-11 in conference play. The Tigers received the eighth seed in the SWAC Men's Tournament, beating Alabama A&M in the first round and defeating rival Southern in the quarterfinals. GSU fell to the eventual tourney champions, Alabama State, in the SWAC Semifinals.

Prior to GSU, Jackson spent three seasons as the head men's basketball coach at Stillman College in Tuscaloosa, Ala.

In his first season at Stillman, the Tigers finished 17-10 overall and 13-6 in the Southern Intercollegiate Athletic Conference (SIAC) en route to a first-place regular-season finish in the conference. The Tigers were especially tough at home, ending the year with an 11-1 mark.

Jackson's second year was Stillman's most decorated season in school history. The Tigers finished 27-6, won the 2016 SIAC Championship Tournament and earned a berth in the NCAA tournament, where they defeated West Georgia in their first-round

JACKSON IN THE POSTSEASON

2015	vs. Benedict (SIAC Tournament)	L, 82-78
2016	vs. Tuskegee (SIAC Quarterfinals)	W, 73-57
2016	vs. Lane (SIAC Semifinals)	W, 78-73
2016	vs. LeMoyne-Owen (SIAC Championship)	W, 9-76
2016	vs. West Georgia (NCAA Division II First Round)	W, 85-79
2016	vs. Alabama-Huntsville (NCAA Division II Second Round)	L, 81-71
2019	vs. [5] Arkansas-Pine Bluff (SWAC Quarterfinals)	W, 59-52
2019	vs. [1] Prairie View A&M (SWAC Semifinals)	L, 81-71
2019	vs. UT Rio Grande Valley (CIT)	L, 74-73
2020	vs. [3] Texas Southern (SWAC Quarterfinals)	L, 75-62
2021	vs. [5] Southern (SWAC Quarterfinals)	W, 72-67
2021	vs. [1] Prairie View A&M (SWAC Semifinals)	L, 75-63
2022	vs. [3] Southern (SWAC Quarterfinals)	W, 60-58
2022	vs. [2] Texas Southern (SWAC Semifinals)	L, 73-54
2023	vs. [7] Bethune-Cookman (SWAC Quarterfinals)	W, 87-72
2023	vs. [3] Jackson State (SWAC Semifinals)	W, 78-69
2023	vs. [8] Texas Southern (SWAC Championship)	L, 61-58
2024	vs. [8] Alabama State (SWAC Quarterfinals)	W, 56-50
2024	vs. [5] Bethune-Cookman (SWAC Semifinals)	W, 65-53
2024	vs. [3] Texas Southern (SWAC Championship)	W, 75-66
2024	vs. [16] Montana State (NCAA First Four)	W, 88-81
2024	vs. [1] Purdue (NCAA First Round)	L, 78-50
2025	vs. [9] Alabama A&M (SWAC First Round)	W, 73-56
2025	vs. [1] Southern (SWAC Quarterfinals)	W, 65-62, OT
2025	vs. [5] Alabama State (SWAC Semifinals)	L, 64-62

PERSONAL

Hometown	Milwaukee, Wisconsin
Wife	Shelithia
Children	Kai'yanna, Jayden and Landen

EDUCATION

High School	Alexander Hamilton High School
Location	Milwaukee, Wisconsin
College	University of Milwaukee-Wisconsin
Location	Milwaukee, Wisconsin
Years	1997-1998
College	Central State University
Location	Wilberforce, Ohio
Years	1999-2002
Degree	Bachelor of Science in Education (2003)
Degree	Masters in Educational Leadership (2008)

PLAYING EXPERIENCE

University of Wisconsin-Milwaukee	1997-1999
Central State University	1999-2002

COACHING EXPERIENCE

2003-2010	Central State (Assistant Coach)
2010-2014	Central State (Head Coach)
2014-2017	Stillman (Head Coach)
2017-2025	Grambling State (Head Coach)
2025 - Present	Alabama A&M (Head Coach)

COACHING ACCOLADES

2015	SIAC Western Division Champions
2016	SIAC Western Division Champions
2016	SIAC Tournament Champions
2016	SIAC Coach of the Year
2017	NAIA Independent Champions
2018	SWAC Regular Season Champions
2018	SWAC Coach of the Year
2018	NABC District 23 Coach of the Year
2018	Ben Jobe Award National Coach of the Year
2023	SWAC Regular Season Co-Champions
2023	SWAC Coach of the Year
2024	SWAC Regular Season Champions
2024	SWAC Tournament Champions
2024	SWAC Coach of the Year
2024	Ben Jobe Award National Coach of the Year

JACKSON RECORD BY THE YEARS

Year	School	Overall	G-MAC	Finish
2010-11	Central State	14-12	---	---
2011-12	Central State	19-9	---	---
2012-13	Central State	17-10	8-2	2nd
2013-14	Central State	18-11	9-5	2nd
Central State		68-42	17-7	
Year	School	Overall	SIAC	Finish
2014-15	Stillman	17-10	13-6	1st West
2015-16	Stillman	27-6	17-1	1st West
2016-17	Stillman	22-5	---	---
Stillman		66-21	30-7	
Year	School	Overall	SWAC	Finish
2017-18	Grambling State	17-14	13-5	1st
2018-19	Grambling State	17-17	10-8	T-3rd
2019-20	Grambling State	17-15	11-7	T-4th
2020-21	Grambling State	11-11	9-6	4th
2021-22	Grambling State	12-20	9-9	T-6th
2022-23	Grambling State	22-8	15-3	T-1st
2023-24	Grambling State	21-15	14-4	1st
2024-25	Grambling State	12-22	7-11	8th
Grambling State		129-122	88-53	
Overall		263-185	135-67	

HEAD COACH - DONTÉ JACKSON



game. Jackson was named SIAC Coach of the Year, as well as BOXTOROW National Coach of the Year. Additionally, his team produced the SIAC Player of the Year, as well as Newcomer of the Year.

In June 2016, he was named interim athletics director and spent the year leading both the athletics department and the men's basketball team. Despite the added duties, Jackson's team performed very well on the court. The Tigers surpassed 20 wins for the second consecutive season (22-5) and had a 10-2 record at home. Stillman led the nation in margin of victory, defeating opponents by an average of 28.6 points per contest. The Tiger offense, which averaged 86.7 points per game, finished second in the country in field goal percentage (52.6%).

Prior to Stillman, Jackson led the men's basketball program at Central State University (CSU) in Wilberforce, Ohio for four seasons. He took over the program in 2010 after serving as an assistant coach at CSU for seven seasons.

During his tenure as head coach at CSU, he went 68-42 and averaged 17 wins each season, including a 19-9 mark during the 2011-12 campaign. While serving as an assistant coach at CSU, he helped guide the Marauders to an NCAA

tournament appearance and three Independent Conference Association regular-season titles. The team went 125-61 during those seven seasons.

Jackson graduated from CSU in 2003 with a Bachelor's of Science in Education, and in 2008, he earned a Master's of Science in Educational Leadership. He was a three-year letter winner on the Marauder basketball team and earned all-conference and all-region honors during the 2001-02 season. He led the Marauders to the NAIA Division I National Tournament and a Sweet Sixteen appearance with a 24-8 record during 1999-2000 season. Jackson capped his stellar career by being selected as the recipient of the John W. Garland President's Award, presented annually to a student-athlete who embodies the highest standards of leadership, integrity and sportsmanship through academic and athletic achievements.

Jackson is a native of Milwaukee, Wisconsin, and attended Alexander Hamilton High School. He was an All-City Conference player and received all-state honors his senior year of high school. Prior to attending Central State University, Jackson played one season at the University of Wisconsin-Milwaukee (NCAA Division I).

JACKSON VS. ALL-TIME OPPONENTS

Alabama A&M	11-5	McKendree	1-0
Alabama-Huntsville (UAH)	0-3	Miles	4-0
Alabama State	11-7	Mississippi (Ole Miss)	0-1
Albany State	3-0	Mississippi Valley State	10-2
Alcorn State	9-3	Montana State	1-0
Alderson Broaddus	1-2	Montevallo	1-1
Arkansas Baptist	1-0	Morehouse	2-0
Arkansas-Pine Bluff	9-3	Morgan State	1-0
Arizona	0-1	Newberry	1-0
Arizona State	0-1	New Mexico	0-2
Armstrong State	1-0	Niagara	1-0
Ashland	2-0	Norfolk State	0-2
Benedict	0-3	North Alabama	0-0
Bethune-Cookman	7-4	North American	1-0
Blue Mountain Christian	1-0	North Texas	0-1
Cal Poly	0-1	Northwestern State	0-1
Cardinal Stritch	2-0	Notre Dame (OH)	3-0
Cedarville	2-3	Oakwood	2-0
Centenary	1-0	Ohio Dominican	1-1
Central Florida (UCF)	0-1	Ohio Mid-Western	4-0
Central State	1-0	Ohio Valley	2-0
Champions	2-0	Oregon State	0-1
Chattanooga	0-0	Paine	1-1
Cincinnati	0-1	Paul Quinn	1-0
Charleston Southern	1-0	Pepperdine	0-1
Christian Brothers	2-0	Philander Smith	1-0
Clafin	2-1	Portland	1-0
Clark Atlanta	2-1	Portland State	0-1
Clemson	0-0	Prairie View A&M	7-10
Coastal Carolina	0-0	Purdue	0-1
College of Biblical Studies	2-0	Rust	3-0
Colorado	1-1	Quincy	0-1
Concordia (AL)	3-0	Saginaw Valley	0-2
Connecticut (UConn)	0-1	Saint Augustine's	2-0
Cumberlands	0-2	Salem	6-3
Dartmouth	1-0	Sam Houston State	0-1
Davis & Elkins	2-0	San Jose State	0-1
Dayton	0-2	Seattle	0-1
Dearborn (Mich)	2-0	Selma	5-0
Delaware State	0-2	Shawnee State	0-1
Dillard	2-0	Shorter	0-1
District of Columbia	1-1	South Dakota	0-1
Drake	0-1	Southeastern Louisiana	3-3
East Carolina	0-1	Southern	14-5
East Texas Baptist	2-0	Southern (New Orleans)	1-0
Ecclesia	1-0	Southern Illinois	0-1
Edinboro	1-0	Spring Hill	2-0
Elizabeth City State	0-1	St. Joseph's (IN)	1-2
Fisk	3-0	Talladega	0-2
Florida	0-2	TCU	0-1
Florida A&M	5-3	Tennessee State	0-0
Florida Southern	1-1	Texas Southern	8-12
Fort Valley State	3-0	Texas Tech	0-2
Gannon	1-1	Tougaloo	3-0
Georgia Tech	1-0	Trevecca Nazarene	3-2
Grand Canyon	0-4	Troy	0-1
Incarnate Word	1-2	Truman State	0-1
Iowa	0-1	Tulane	0-1
Iowa State	0-2	Tuskegee	3-1
Indiana	0-1	UAB	0-1
Indiana (PA)	0-1	UC Santa Barbara	0-1
IU Indy	0-3	Union	0-1
Jackson State	7-6	UNT Dallas	2-0
Jarvis Christian	2-0	Urbana	4-2
Kentucky State	8-3	USC	0-1
Kentucky Wesleyan	0-2	UT Rio Grande Valley	1-1
King	1-1	UT San Antonio (UTSA)	1-0
Knoxville	1-0	Vanderbilt	1-0
Lane	5-0	VCU	0-1
LeMoyne-Owen	10-0	Virginia Tech	0-1
Liberty	0-1	Virginia Union	2-0
Life	2-0	Walsh	0-1
Lincoln (MO)	1-0	Washington Adventist	3-2
Lincoln (PA)	2-1	Washington State	0-1
Lindenwood	2-1	Wayne State	0-1
Lipscomb	0-0	West Alabama	1-1
Louisiana Christian	1-0	West Georgia	1-0
Louisiana Monroe (ULM)	2-2	West Virginia Tech	1-1
Loyola-Chicago	0-1	Wilberforce	3-0
Loyola Marymount	0-1	Wisconsin	0-1
LSU	0-1	Wisconsin-Parkside	0-1
Malone	1-1	Wyoming	0-1
Marquette	0-1	Xavier (LA)	1-0



FORMED: 1920

Charter members: Bishop College, Paul Quinn, Prairie View A&M, Texas College and Wiley College

Commissioner: Dr. Charles McClelland

Located: Birmingham, Alabama

HISTORY AT A GLANCE

In 1920, athletic officials from six Texas HBCUs – C.H. Fuller of Bishop College, Red Randolph and C.H. Patterson of Paul Quinn College, E.G. Evans, H.J. Evans and H.J. Starns of Prairie View A&M, D.C. Fuller of Texas College and G. Whitte Jordan of Wiley College – met in Houston, Texas, to discuss common interests. At this meeting, they agreed to form a new league, the SWAC.

Paul Quinn became the first of the original members to withdraw from the league when it did so in 1929. When Langston University of Oklahoma was admitted into the conference two years later, it began the migration of state-supported institutions into the SWAC. Southern University entered the ranks in 1934, followed by Arkansas AM&N (now the University of Arkansas at Pine Bluff) in 1936 and Texas Southern University in 1954.

Rapid growth in enrollment of the state-supported schools made it difficult for the church-supported schools to finance their athletics programs and one by one they fell victim to the growing prowess of the state-supported colleges. Bishop withdrew from the conference in 1956, Langston in 1957 and Huston-Tillotson (formerly Samuel Huston) in 1959, one year after the admittance of two more state-supported schools: Grambling College and Jackson State College.

The enter-exit cycle continued in 1961 when Texas College withdrew, followed by the admittance of Alcorn A&M (now Alcorn State University) in 1962. Wiley left in 1968, the same year Mississippi Valley State College entered. Arkansas AM&N exited in 1970 and Alabama State University entered in 1982.

Arkansas-Pine Bluff (formerly Arkansas AM&N) rejoined the SWAC on July 1, 1997, regaining full-member status one year later. Alabama A&M University became the conference's tenth member when it became a full member in September, 1999 after a one year period as an affiliate SWAC member. Most of the former SWAC members that have left the conference are currently a part of the Red River Athletic Conference of the NAIA.

Current championship competition offered by the SWAC includes competition for men in baseball, basketball, cross country, football, golf, indoor track, outdoor track & field and tennis. Women's competition is offered in the sports of basketball, bowling, cross country, golf, indoor track, outdoor track & field, soccer, softball, tennis and volleyball.

THE MISSION AND PURPOSE OF THE SWAC

The Southwestern Athletic Conference, Inc. (the "SWAC", the "Conference") is organized exclusively for the purpose of encouraging, promoting, advancing, and conducting intercollegiate sports activities and other recreational and not-for-profit activities among the members of the Conference. Its purposes are:

- To uphold the principles of institutional control of, and responsibility for all collegiate sports conducted by the members of this organization in conformity with the Constitution and Bylaws hereof;
- To stimulate and improve intercollegiate athletic sports;
- To comply with satisfactory standards of scholarship and amateur standing and good sportsmanship;
- To preserve and maintain the collegiate athletic records of the members of the Southwestern Athletic Conference, and make them available upon request;
- To cooperate with other amateur athletic organizations in the promotion and conduct of intercollegiate athletic contests;
- To maintain fiscal management; and
- To legislate through Bylaws or Resolutions on subjects of general concern to the membership.

The members of the conference are committed to the philosophy of maintaining intercollegiate athletics as an integral part of the overall educational program. To this end, the conference believes in and subscribes to the fundamental principles of amateurism, institutional control, sound academic standards, financial aid, recruiting, and ethical conduct that governs intercollegiate athletics, and the enforcement of rules and regulations as adopted by the National Collegiate Athletic Association.

▼ SWAC STANDINGS

Team	SWAC	Overall
Alabama A&M	0-0	3-1
Alabama State	0-0	3-4
Alcorn State	0-0	0-7
Arkansas-Pine Bluff	0-0	0-8
Bethune-Cookman	0-0	2-4
Florida A&M	0-0	0-4
Grambling State	0-0	3-4
Jackson State	0-0	0-6
Mississippi Valley State	0-0	1-6
Prairie View A&M	0-0	3-4
Southern	0-0	2-4
Texas Southern	0-0	0-5

▼ NOTABLE DIVISION I VICTORIES

11.9.25	Grambling State 73, Howard 70
11.11.25	Alabama State 77, UAB 74
11.13.25	Alabama A&M 68, Charleston Southern 64
11.13.25	Grambling State 75, Southern Miss 70
11.16.25	Alabama A&M 74, Lindenwood 65
11.19.25	Bethune-Cookman 76, Ohio 73
11.23.25	Prairie View A&M 85, North Florida 82

▼ MEMBERSHIP TIMELINE

Bishop College	1920-56
Paul Quinn College	1920-29
Samuel Huston College	1920-59
Texas College	1920-68
Wiley College	1920-68
Prairie View A&M	1920 - present
Langston University	1931-57
Arkansas AM&N	1936-70
Southern	1934 - present
Texas Southern	1954 - present
Grambling State	1958 - present
Jackson State	1958 - present
Alcorn State	1962 - present
Mississippi Valley State	1968 - present
Alabama State	1982 - present
Arkansas-Pine Bluff	1997 - present
Alabama A&M	1999 - present
Howard University*	2014 - present
Bethune-Cookman	2021 - present
Florida A&M	2021 - present

*Affiliate member in women's soccer only.

▼ 2025-26 SOUTHWESTERN ATHLETIC CONFERENCE WEEKLY HONORS

SWAC PLAYER OF THE WEEK

WEEK 1	Michael James, Miss. Valley State
WEEK 2	
WEEK 3	
WEEK 4	
WEEK 5	
WEEK 6	
WEEK 7	
WEEK 8	
WEEK 9	
WEEK 10	
WEEK 11	
WEEK 12	
WEEK 13	
WEEK 14	
WEEK 15	
WEEK 16	
WEEK 17	

SWAC IMPACT PLAYER OF THE WEEK

WEEK 1	Daeshun Ruffin, Jackson State
WEEK 2	
WEEK 3	
WEEK 4	
WEEK 5	
WEEK 6	
WEEK 7	
WEEK 8	
WEEK 9	
WEEK 10	
WEEK 11	
WEEK 12	
WEEK 13	
WEEK 14	
WEEK 15	
WEEK 16	
WEEK 17	

SWAC NEWCOMER OF THE WEEK

WEEK 1	Michael James, Miss. Valley State
WEEK 2	
WEEK 3	
WEEK 4	
WEEK 5	
WEEK 6	
WEEK 7	
WEEK 8	
WEEK 9	
WEEK 10	
WEEK 11	
WEEK 12	
WEEK 13	
WEEK 14	
WEEK 15	
WEEK 16	
WEEK 17	

▼ ALABAMA A&M HONORS & AWARDS

All-SWAC Preseason Team

Kintavious Dozier First Team

Bulldog Bash MVP

Kintavious Dozier 11.16.25

Bulldog Bash All-Tournament Team

Sami Pissis 11.16.25

PJ Eason 11.16.25

Lou Hutchinson 11.16.25

▼ 2025 SOUTHWESTERN ATHLETIC CONFERENCE PRESEASON TEAMS

Preseason Offensive Player of the Year

Daeshun Ruffin Jackson State

Preseason Defensive Player of the Year

Doctor Bradley Bethune-Cookman

First Team

Michael Jacobs Southern

Daniel Rouzan Bethune-Cookman

Daeshun Ruffin Jackson State

Kintavious Dozier **Alabama A&M**

Doctor Bradley Bethune-Cookman

Second Team

Zaire Hayes Texas Southern

Dorian McMillian Jackson State

Jordan Chatman Florida A&M

Seneca Willoughby Bethune-Cookman

Micah Simpson Alabama State

▼ 2025-2026 ALABAMA A&M MEN'S BASKETBALL - INDIVIDUAL LEADERS GAME-BY-GAME

OPPONENT	SCORE	W/L	POINTS	REBOUNDS	ASSISTS	STEALS	BLOCKS
BLUE MOUNTAIN	80-60	W	18-Graham, Daniels	9-Eason	4-Pissis, Rahman	1-3 players	1-Graham, Anyang
at Indiana	98-51	L	15-Hutchinson	9-K. Davis	4-Pissis	2-Dozier	1-Eason, Hutchinson
CHARLESTON SOUTHERN#	68-64	W	27-Dozier	7-Eason	6-Pissis	4-Dozier	1-3 players
LINDENWOOD	74-65	W	19-Pissis	8-Eason	4-Pissis	3-Davis	4-Eason
at Clemson							
at Coastal Carolina							
TENNESSEE STATE							
at Lipscomb							
ARKANSAS BAPTIST							
NORTH ALABAMA							
vs. Ole Miss							
CHATTANOOGA							
FISK							
at Ark.-Pine Bluff*							
at Miss. Valley State*							
ALCORN STATE*							
JACKSON STATE*							
at Alabama State*							
at Texas Southern*							
at Prairie View A&M*							
FLORIDA A&M*							
BETHUNE-COOKMAN*							
at Southern*							
at Grambling State*							
MISS. VALLEY STATE*							
ARK.-PINE BLUFF*							
at Florida A&M*							
at Bethune-Cookman*							
ALABAMA STATE*							
GRAMBLING STATE*							
SOUTHERN*							

* - SWAC Game

- Bulldog Bash (Huntsville, Alabama)

+ - SWAC Men's Basketball Tournament (Atlanta, Georgia)

▼ 2025-2026 ALABAMA A&M MEN'S BASKETBALL - STARTING FIVE

OPPONENT	SCORE	W/L	1	2	3	4	5
BLUE MOUNTAIN	80-60	W	Dozier	K. Davis	Pissis	Eason	Graham
at Indiana	98-51	L	Dozier	K. Davis	Pissis	Eason	Hutchinson
CHARLESTON SOUTHERN#	68-64	W	Dozier	K. Davis	Pissis	Eason	Graham
LINDENWOOD	74-65	W	Dozier	K. Davis	Pissis	Eason	Graham
at Clemson							
at Coastal Carolina							
TENNESSEE STATE							
at Lipscomb							
ARKANSAS BAPTIST							
NORTH ALABAMA							
vs. Ole Miss							
CHATTANOOGA							
FISK							
at Ark.-Pine Bluff*							
at Miss. Valley State*							
ALCORN STATE*							
JACKSON STATE*							
at Alabama State*							
at Texas Southern*							
at Prairie View A&M*							
FLORIDA A&M*							
BETHUNE-COOKMAN*							
at Southern*							
at Grambling State*							
MISS. VALLEY STATE*							
ARK.-PINE BLUFF*							
at Florida A&M*							
at Bethune-Cookman*							
ALABAMA STATE*							
GRAMBLING STATE*							
SOUTHERN*							

* - SWAC Game

- Bulldog Bash (Huntsville, Alabama)

+ - SWAC Men's Basketball Tournament (Atlanta, Georgia)

▼ 2025-2026 ALABAMA A&M MEN'S BASKETBALL



Kintavious DOZIER 00

Senior // Guard // 6-1 // 195 // Lanette, Alabama // Grambling State

▼ CAREER HIGHS

Points	34 at Washington St. (12/10/23)
Rebounds	9 vs Texas Southern (2/15/25); vs Arkansas Baptist (12/03/24)
Assists	9 vs Arkansas Baptist (12/03/24)
Steals	4 vs. Charleston Southern (11/13/25); at USC (11/24/24); vs Southern (3/12/25)
Blocks	2 vs Bethune-Cookman (3/15/24); vs Southern (3/12/25)
FG Made	10 vs Champion Christian (11/14/23); at Washington St. (12/10/23)
FG Attempts	21 vs. Charleston Southern (11/13/25)
3FG Made	7 at Alabama St. (2/08/25)
3FG Attempts	11 at Alabama St. (2/08/25)
FT Made	11 at Bethune-Cookman (1/13/24)
FT Attempts	12 at Bethune-Cookman (1/13/24)

▼ 2025-2026 GAME-BY-GAME STATISTICS

OPPONENT	DATE	GS	MIN	Total		3-Pointers		Free Throws		Rebounds				PF	A	TO	BLK	STL	PTS	AVG
				FG-FGA	PCT	3FG-3FGA	PCT	FT-FTA	PCT	OFF	DEF	TOT	AVG							
Blue Mountain	11/3	*	17:38	2-4	.500	1-1	1.000	2-2	1.000	0	2	2	2.0	3	0	1	0	1	7	7.0
at Indiana	11/5	*	33:12	4-9	.444	0-1	.000	4-7	.571	0	1	1	1.5	1	3	2	0	2	12	9.5
Charleston Southern	11/13	*	36:30	9-21	.429	1-4	.250	8-8	1.000	2	4	6	3.0	0	1	0	0	4	27	15.3
Lindenwood	11/16	*	33:26	2-6	.333	1-4	.250	5-6	.833	0	3	3	3.0	2	3	2	0	2	10	14.0
at Clemson	11/28																			
at Coastal Carolina	11/30																			
Tennessee State	12/3																			
at Lipscomb	12/7																			
Arkansas Baptist	12/13																			
North Alabama	12/15																			
vs. Ole Miss	12/16																			
Chattanooga	12/21																			
Fisk	12/30																			
at Ark.-Pine Bluff	1/3																			
at Miss. Valley State	1/5																			
Alcorn State	1/10																			
Jackson State	1/12																			
vs. Alabama State	1/17																			
at Texas Southern	1/24																			
at Prairie View A&M	1/26																			
Florida A&M	1/31																			
Bethune-Cookman	2/2																			
at Southern	2/7																			
at Grambling State	2/9																			
Miss. Valley State	2/14																			
Ark.-Pine Bluff	2/16																			
at Florida A&M	2/19																			
at Bethune-Cookman	2/21																			
Alabama State	2/28																			
Grambling State	3/3																			
Southern	3/5																			
TOTAL		4	120:46	17-40	.425	3-10	.300	19-23	.826	2	10	12	3.0	6	7	5	0	9	56	14.0

▼ 2025-2026 ALABAMA A&M MEN'S BASKETBALL



Koron DAVIS 1

Redshirt Junior // Guard // 6-7 // 185 // Gary, Indiana // Louisiana

▼ CAREER HIGHS

Points	24 vs Texas-Dallas (11/7/24)
Rebounds	9 at Indiana (11/5/25)
Assists	14 times
Steals	3 vs. Lindenwood (11/16/25)
Blocks	—
FG Made	9 vs Texas-Dallas (11/7/24)
FG Attempts	15 vs Texas-Dallas (11/7/24)
3FG Made	2 vs Texas-Dallas (11/7/24)
3FG Attempts	4 vs Texas-Dallas 11/07/24, vs UAB (11/25/24)
FT Made	4 vs Texas-Dallas (11/7/24); vs. Lindenwood (11/16/25)
FT Attempts	6 vs. Lindenwood (11/16/25)

▼ 2025-2026 GAME-BY-GAME STATISTICS

OPPONENT	DATE	GS	MIN	Total		3-Pointers		Free Throws		Rebounds				PF	A	TO	BLK	STL	PTS	AVG
				FG-FGA	PCT	3FG-3FGA	PCT	FT-FTA	PCT	OFF	DEF	TOT	AVG							
Blue Mountain	11/3	*	19:28	3-7	.429	0-2	.000	2-2	1.000	2	4	6	6.0	2	1	3	0	0	8	8.0
at Indiana	11/5	*	24:58	3-10	.300	0-1	.000	1-1	1.000	2	7	9	7.5	4	0	0	0	0	7	7.5
Charleston Southern	11/13	*	30:47	3-10	.300	0-1	.000	0-0	.000	1	3	4	6.3	4	0	1	0	2	6	7.0
Lindenwood	11/16	*	19:13	3-8	.375	0-2	.000	4-6	.667	2	3	5	6.0	4	0	2	0	3	10	7.8
at Clemson	11/28																			
at Coastal Carolina	11/30																			
Tennessee State	12/3																			
at Lipscomb	12/7																			
Arkansas Baptist	12/13																			
North Alabama	12/15																			
vs. Ole Miss	12/16																			
Chattanooga	12/21																			
Fisk	12/30																			
at Ark.-Pine Bluff	1/3																			
at Miss. Valley State	1/5																			
Alcorn State	1/10																			
Jackson State	1/12																			
vs. Alabama State	1/17																			
at Texas Southern	1/24																			
at Prairie View A&M	1/26																			
Florida A&M	1/31																			
Bethune-Cookman	2/2																			
at Southern	2/7																			
at Grambling State	2/9																			
Miss. Valley State	2/14																			
Ark.-Pine Bluff	2/16																			
at Florida A&M	2/19																			
at Bethune-Cookman	2/21																			
Alabama State	2/28																			
Grambling State	3/3																			
Southern	3/5																			
TOTAL		4	94:26	12-35	.343	0-6	.000	7-9	.778	7	17	24	6.0	14	1	6	0	5	31	7.8

▼ 2025-2026 ALABAMA A&M MEN'S BASKETBALL



Bilal **ABDUR-RAHMAN** **2**

Sophomore // Guard // 5-11 // 160 // Atlanta, Georgia // Norcross HS


▼ CAREER HIGHS

Points	21 vs. Samford (12/21/24)
Rebounds	5 vs. Oakwood (11/7/24); at Alabama State (3/1/25)
Assists	10 at Samford (12/21/24)
Steals	4 vs. Prairie View A&M (1/27/25)
Blocks	1 vs. Alabama State (1/18/25); vs. Southern (2/8/25)
FG Made	6 vs. Southern (2/8/25)
FG Attempts	11 vs. Texas Southern (1/25/25)
3FG Made	2 vs. Samford (12/21/24); vs. Arkansas-Pine Bluff (1/4/25)
3FG Attempts	5 vs. Alabama State (1/18/25)
FT Made	11 vs. Samford (12/21/24)
FT Attempts	13 vs. Samford (12/21/24)

▼ 2025-2026 GAME-BY-GAME STATISTICS

OPPONENT	DATE	GS	MIN	Total		3-Pointers		Free Throws		Rebounds				PF	A	TO	BLK	STL	PTS	AVG
				FG-FGA	PCT	3FG-3FGA	PCT	FT-FTA	PCT	OFF	DEF	TOT	AVG							
Blue Mountain	11/3		14:30	1-3	.333	1-2	.500	4-5	.800	0	2	2	2.0	2	4	1	0	1	7	7.0
at Indiana	11/5		11:18	0-1	.000	0-1	.000	2-4	.500	0	0	0	1.0	0	0	0	0	0	2	4.5
Charleston Southern	11/13							-- DNP --												
Lindenwood	11/16							-- DNP --												
at Clemson	11/28																			
at Coastal Carolina	11/30																			
Tennessee State	12/3																			
at Lipscomb	12/7																			
Arkansas Baptist	12/13																			
North Alabama	12/15																			
vs. Ole Miss	12/16																			
Chattanooga	12/21																			
Fisk	12/30																			
at Ark.-Pine Bluff	1/3																			
at Miss. Valley State	1/5																			
Alcorn State	1/10																			
Jackson State	1/12																			
vs. Alabama State	1/17																			
at Texas Southern	1/24																			
at Prairie View A&M	1/26																			
Florida A&M	1/31																			
Bethune-Cookman	2/2																			
at Southern	2/7																			
at Grambling State	2/9																			
Miss. Valley State	2/14																			
Ark.-Pine Bluff	2/16																			
at Florida A&M	2/19																			
at Bethune-Cookman	2/21																			
Alabama State	2/28																			
Grambling State	3/3																			
Southern	3/5																			
TOTAL		0	25:48	1-4	.250	1-3	.333	6-9	.667	0	2	2	1.0	2	4	1	0	1	9	4.5

▼ 2025-2026 ALABAMA A&M MEN'S BASKETBALL



Sami PISSIS 3

Senior // Guard // 6-3 // 190 // Paris, France // New Hampshire


▼ CAREER HIGHS

Points	33 at UMass Lowell (1/25/25)
Rebounds	10 vs UMass Boston (11/6/24)
Assists	8 vs UMass Boston (11/6/24)
Steals	3 vs. Charleston Southern (11/13/25)
Blocks	1 4 times
FG Made	12 at UMass Lowell (1/25/25)
FG Attempts	24 at Vermont (3/8/25)
3FG Made	5 vs Dartmouth (12/3/24); at UMass Lowell (1/25/25); vs UMass Lowell (2/15/25)
3FG Attempts	13 vs UMBC (2/6/25)
FT Made	12 vs Campbell (11/19/22)
FT Attempts	14 vs UMBC (2/6/25)

▼ 2025-2026 GAME-BY-GAME STATISTICS

OPPONENT	DATE	GS	MIN	Total		3-Pointers		Free Throws		Rebounds				PF	A	TO	BLK	STL	PTS	AVG
				FG-FGA	PCT	3FG-3FGA	PCT	FT-FTA	PCT	OFF	DEF	TOT	AVG							
Blue Mountain	11/3	*	25:13	1-6	.167	0-2	.000	0-0	.000	0	4	4	4.0	2	4	2	0	0	2	2.0
at Indiana	11/5	*	33:03	3-10	.300	0-3	.000	1-3	.333	0	1	1	2.5	1	4	4	0	1	7	4.5
Charleston Southern	11/13	*	32:38	6-16	.375	1-4	.250	0-0	.000	1	3	4	3.0	3	6	5	0	3	13	7.3
Lindenwood	11/16	*	34:09	7-12	.583	3-4	.750	2-2	1.000	0	3	3	3.0	1	4	0	0	2	19	10.3
at Clemson	11/28																			
at Coastal Carolina	11/30																			
Tennessee State	12/3																			
at Lipscomb	12/7																			
Arkansas Baptist	12/13																			
North Alabama	12/15																			
vs. Ole Miss	12/16																			
Chattanooga	12/21																			
Fisk	12/30																			
at Ark.-Pine Bluff	1/3																			
at Miss. Valley State	1/5																			
Alcorn State	1/10																			
Jackson State	1/12																			
vs. Alabama State	1/17																			
at Texas Southern	1/24																			
at Prairie View A&M	1/26																			
Florida A&M	1/31																			
Bethune-Cookman	2/2																			
at Southern	2/7																			
at Grambling State	2/9																			
Miss. Valley State	2/14																			
Ark.-Pine Bluff	2/16																			
at Florida A&M	2/19																			
at Bethune-Cookman	2/21																			
Alabama State	2/28																			
Grambling State	3/3																			
Southern	3/5																			
TOTAL		4	125:03	17-44	.386	4-13	.308	3-5	.600	1	11	12	3.0	7	18	11	0	6	41	10.3

▼ 2025-2026 ALABAMA A&M MEN'S BASKETBALL



Gabe KINCY 4

Redshirt Junior // Guard/Forward // 6-7 // 210 // Broward County, Florida // Grambling State


▼ CAREER HIGHS

Points	7 vs. Blue Mountain (11/3/25)
Rebounds	5 vs. Lindenwood (11/16/25)
Assists	1 vs. Charleston Southern (11/13/25); vs. Lindenwood (11/16/25)
Steals	1 at Indiana (11/5/25); vs. Charleston Southern (11/13/25)
Blocks	—
FG Made	2 vs. Blue Mountain (11/3/25)
FG Attempts	3 vs. Lindenwood (11/16/25)
3FG Made	1 vs. Blue Mountain (11/3/25); vs. Lindenwood (11/16/25)
3FG Attempts	2 vs. Lindenwood (11/16/25)
FT Made	2 vs. Blue Mountain (11/3/25)
FT Attempts	2 vs. Blue Mountain (11/3/25)

▼ 2025-2026 GAME-BY-GAME STATISTICS

OPPONENT	DATE	GS	MIN	Total		3-Pointers		Free Throws		Rebounds				PF	A	TO	BLK	STL	PTS	AVG
				FG-FGA	PCT	3FG-3FGA	PCT	FT-FTA	PCT	OFF	DEF	TOT	AVG							
Blue Mountain	11/3		20:25	2-2	1.000	1-1	1.000	2-2	1.000	1	2	3	3.0	3	0	1	0	0	7	7.0
at Indiana	11/5		20:56	0-2	.000	0-1	.000	0-0	.000	0	1	1	2.0	0	0	1	0	1	0	3.5
Charleston Southern	11/13		13:21	0-1	.000	0-0	.000	0-0	.000	0	4	4	2.7	3	1	1	0	1	0	2.3
Lindenwood	11/16		23:44	1-3	.333	1-2	.500	0-0	.000	0	5	5	3.3	4	1	1	0	0	3	2.5
at Clemson	11/28																			
at Coastal Carolina	11/30																			
Tennessee State	12/3																			
at Lipscomb	12/7																			
Arkansas Baptist	12/13																			
North Alabama	12/15																			
vs. Ole Miss	12/16																			
Chattanooga	12/21																			
Fisk	12/30																			
at Ark.-Pine Bluff	1/3																			
at Miss. Valley State	1/5																			
Alcorn State	1/10																			
Jackson State	1/12																			
vs. Alabama State	1/17																			
at Texas Southern	1/24																			
at Prairie View A&M	1/26																			
Florida A&M	1/31																			
Bethune-Cookman	2/2																			
at Southern	2/7																			
at Grambling State	2/9																			
Miss. Valley State	2/14																			
Ark.-Pine Bluff	2/16																			
at Florida A&M	2/19																			
at Bethune-Cookman	2/21																			
Alabama State	2/28																			
Grambling State	3/3																			
Southern	3/5																			
TOTAL		0	78:26	3-8	.375	2-4	.500	2-2	1.000	1	12	13	3.3	10	2	4	0	2	10	2.5

▼ 2025-2026 ALABAMA A&M MEN'S BASKETBALL



Jalen CARRUTH 5

Redshirt Sophomore // Guard/Forward // 6-7 // 190 // Atlanta, Georgia // Wallace State-Hanceville CC

▼ CAREER HIGHS

Points	---
Rebounds	---
Assists	---
Steals	1 at Indiana (11/5/25)
Blocks	---
FG Made	---
FG Attempts	3 vs. Blue Mountain (11/3/25)
3FG Made	---
3FG Attempts	3 vs. Blue Mountain (11/3/25)
FT Made	---
FT Attempts	---

▼ 2025-2026 GAME-BY-GAME STATISTICS

OPPONENT	DATE	GS	MIN	Total		3-Pointers		Free Throws		Rebounds				PF	A	TO	BLK	STL	PTS	AVG
				FG-FGA	PCT	3FG-3FGA	PCT	FT-FTA	PCT	OFF	DEF	TOT	AVG							
Blue Mountain	11/3		06:04	0-3	.000	0-3	.000	0-0	.000	0	0	0	0.0	1	0	0	0	0	0	0.0
at Indiana	11/5		09:31	0-3	.000	0-2	.000	0-0	.000	0	0	0	0.0	0	0	0	0	1	0	0.0
Charleston Southern	11/13							-- DNP --												
Lindenwood	11/16							-- DNP --												
at Clemson	11/28																			
at Coastal Carolina	11/30																			
Tennessee State	12/3																			
at Lipscomb	12/7																			
Arkansas Baptist	12/13																			
North Alabama	12/15																			
vs. Ole Miss	12/16																			
Chattanooga	12/21																			
Fisk	12/30																			
at Ark.-Pine Bluff	1/3																			
at Miss. Valley State	1/5																			
Alcorn State	1/10																			
Jackson State	1/12																			
vs. Alabama State	1/17																			
at Texas Southern	1/24																			
at Prairie View A&M	1/26																			
Florida A&M	1/31																			
Bethune-Cookman	2/2																			
at Southern	2/7																			
at Grambling State	2/9																			
Miss. Valley State	2/14																			
Ark.-Pine Bluff	2/16																			
at Florida A&M	2/19																			
at Bethune-Cookman	2/21																			
Alabama State	2/28																			
Grambling State	3/3																			
Southern	3/5																			
TOTAL		0	15:35	0-6	.000	0-5	.000	0-0	.000	0	0	0	0.0	1	0	0	0	1	0	0.0

▼ 2025-2026 ALABAMA A&M MEN'S BASKETBALL



Jayden JACKSON

7


Freshman // Guard // 5-10 // 175 // West Monroe, Louisiana // West Monroe HS

▼ CAREER HIGHS

Points	---
Rebounds	---
Assists	---
Steals	---
Blocks	---
FG Made	---
FG Attempts	---
3FG Made	---
3FG Attempts	---
FT Made	---
FT Attempts	---

▼ 2025-2026 GAME-BY-GAME STATISTICS

OPPONENT	DATE	GS	MIN	Total		3-Pointers		Free Throws		Rebounds		PF	A	TO	BLK	STL	PTS	AVG
				FG-FGA	PCT	3FG-3FGA	PCT	FT-FTA	PCT	OFF	DEF							
Blue Mountain	11/3							-- DNP --										
at Indiana	11/5							-- DNP --										
Charleston Southern	11/13							-- DNP --										
Lindenwood	11/16							-- DNP --										
at Clemson	11/28																	
at Coastal Carolina	11/30																	
Tennessee State	12/3																	
at Lipscomb	12/7																	
Arkansas Baptist	12/13																	
North Alabama	12/15																	
vs. Ole Miss	12/16																	
Chattanooga	12/21																	
Fisk	12/30																	
at Ark.-Pine Bluff	1/3																	
at Miss. Valley State	1/5																	
Alcorn State	1/10																	
Jackson State	1/12																	
vs. Alabama State	1/17																	
at Texas Southern	1/24																	
at Prairie View A&M	1/26																	
Florida A&M	1/31																	
Bethune-Cookman	2/2																	
at Southern	2/7																	
at Grambling State	2/9																	
Miss. Valley State	2/14																	
Ark.-Pine Bluff	2/16																	
at Florida A&M	2/19																	
at Bethune-Cookman	2/21																	
Alabama State	2/28																	
Grambling State	3/3																	
Southern	3/5																	



Peyton DANIELS SR 8

Redshirt Junior // Guard // 6-3 // 180 // Ellenwood, Georgia // Grambling State

▼ CAREER HIGHS

Points	21 at Stetson (1/21/23)
Rebounds	6 vs VCU 11/17/21; vs. Blue Mountain (11.3.25)
Assists	6 vs Shorter (11/7/22); at Stetson (1/21/23)
Steals	4 vs North Dakota St. (11/27/22)
Blocks	2 at New Mexico (11/25/22); vs North Dakota St. (11/27/22)
FG Made	7 vs Northern Colorado (11/26/22); at Stetson (1/21/23)
FG Attempts	13 vs. Blue Mountain (11.3.25)
3FG Made	6 vs. Blue Mountain (11.3.25)
3FG Attempts	11 vs. Blue Mountain (11.3.25)
FT Made	4 vs Northern Colorado (11/26/22)
FT Attempts	5 vs Northern Colorado (11/26/22)

▼ 2025-2026 GAME-BY-GAME STATISTICS

OPPONENT	DATE	GS	MIN	Total		3-Pointers		Free Throws		Rebounds				PF	A	TO	BLK	STL	PTS	AVG
				FG-FGA	PCT	3FG-3FGA	PCT	FT-FTA	PCT	OFF	DEF	TOT	AVG							
Blue Mountain	11/3		19:10	6-13	.462	6-11	.545	0-0	.000	1	5	6	6.0	2	1	4	0	0	18	18.0
at Indiana	11/5							-- DNP --												
Charleston Southern	11/13		10:49	1-3	.333	1-2	.500	1-2	.500	0	2	2	4.0	1	0	0	0	0	4	11.0
Lindenwood	11/16		12:28	1-4	.250	1-4	.250	0-0	.000	0	1	1	3.0	1	2	0	0	0	3	8.3
at Clemson	11/28																			
at Coastal Carolina	11/30																			
Tennessee State	12/3																			
at Lipscomb	12/7																			
Arkansas Baptist	12/13																			
North Alabama	12/15																			
vs. Ole Miss	12/16																			
Chattanooga	12/21																			
Fisk	12/30																			
at Ark.-Pine Bluff	1/3																			
at Miss. Valley State	1/5																			
Alcorn State	1/10																			
Jackson State	1/12																			
vs. Alabama State	1/17																			
at Texas Southern	1/24																			
at Prairie View A&M	1/26																			
Florida A&M	1/31																			
Bethune-Cookman	2/2																			
at Southern	2/7																			
at Grambling State	2/9																			
Miss. Valley State	2/14																			
Ark.-Pine Bluff	2/16																			
at Florida A&M	2/19																			
at Bethune-Cookman	2/21																			
Alabama State	2/28																			
Grambling State	3/3																			
Southern	3/5																			
TOTAL		0	42:27	8-20	.400	8-17	.471	1-2	.500	1	8	9	3.0	4	3	4	0	0	25	8.3

▼ 2025-2026 ALABAMA A&M MEN'S BASKETBALL



PJ EASON 10

Senior // Forward // 6-9 // // 225 // Dadeville, Alabama // Grambling State

▼ CAREER HIGHS

Points	17 vs Prairie View A&M (2/17/25)
Rebounds	13 vs Biblical Stud. (TX) (12/30/24)
Assists	2 7 times
Steals	4 at New Mexico (11/21/24); at Southern U. (1/18/25)
Blocks	5 vs Alabama St. (3/14/25)
FG Made	7 vs Prairie View A&M (2/17/25)
FG Attempts	10 vs Prairie View A&M (2/17/25); vs Florida A&M (1/13/25)
FT Made	7 at Alabama A&M (2/10/25)
FT Attempts	10 at Alabama A&M (2/10/25)

▼ 2025-2026 GAME-BY-GAME STATISTICS

OPPONENT	DATE	GS	MIN	Total		3-Pointers		Free Throws		Rebounds				PF	A	TO	BLK	STL	PTS	AVG
				FG-FGA	PCT	3FG-3FGA	PCT	FT-FTA	PCT	OFF	DEF	TOT	AVG							
Blue Mountain	11/3	*	24:36	1-2	.500	0-0	.000	0-0	.000	4	5	9	9.0	1	2	1	0	1	2	2.0
at Indiana	11/5	*	13:22	1-2	.500	0-0	.000	0-0	.000	0	0	0	4.5	4	0	2	1	1	2	2.0
Charleston Southern	11/13	*	21:50	3-4	.750	0-0	.000	2-2	1.000	4	3	7	5.3	2	1	0	1	0	8	4.0
Lindenwood	11/16	*	30:48	2-4	.500	0-0	.000	5-6	.833	3	5	8	6.0	2	0	4	4	1	9	5.3
at Clemson	11/28																			
at Coastal Carolina	11/30																			
Tennessee State	12/3																			
at Lipscomb	12/7																			
Arkansas Baptist	12/13																			
North Alabama	12/15																			
vs. Ole Miss	12/16																			
Chattanooga	12/21																			
Fisk	12/30																			
at Ark.-Pine Bluff	1/3																			
at Miss. Valley State	1/5																			
Alcorn State	1/10																			
Jackson State	1/12																			
vs. Alabama State	1/17																			
at Texas Southern	1/24																			
at Prairie View A&M	1/26																			
Florida A&M	1/31																			
Bethune-Cookman	2/2																			
at Southern	2/7																			
at Grambling State	2/9																			
Miss. Valley State	2/14																			
Ark.-Pine Bluff	2/16																			
at Florida A&M	2/19																			
at Bethune-Cookman	2/21																			
Alabama State	2/28																			
Grambling State	3/3																			
Southern	3/5																			
TOTAL		4	90:36	7-12	.583	0-0	.000	7-8	.875	11	13	24	6.0	9	3	7	6	3	21	5.3

▼ 2025-2026 ALABAMA A&M MEN'S BASKETBALL



Tajden DAVIS 11

Redshirt Junior // Guard // 6-5 // 205 // Tallahassee, Florida // Southern Union CC

▼ CAREER HIGHS

Points	2 at Indiana (11/5/25)
Rebounds	1 vs. Blue Mountain (11/3/25)
Assists	1 vs. Blue Mountain (11/3/25)
Steals	---
Blocks	---
FG Made	1 at Indiana (11/5/25)
FG Attempts	1 at Indiana (11/5/25)
3FG Made	---
3FG Attempts	---
FT Made	---
FT Attempts	---

▼ 2025-2026 GAME-BY-GAME STATISTICS

OPPONENT	DATE	GS	MIN	Total		3-Pointers		Free Throws		Rebounds				PF	A	TO	BLK	STL	PTS	AVG
				FG-FGA	PCT	3FG-3FGA	PCT	FT-FTA	PCT	OFF	DEF	TOT	AVG							
Blue Mountain	11/3		06:05	0-0	.000	0-0	.000	0-0	.000	0	1	1	1.0	1	1	1	0	0	0	0.0
at Indiana	11/5		02:27	1-1	1.000	0-0	.000	0-0	.000	0	0	0	0.5	2	0	1	0	0	2	1.0
Charleston Southern	11/13							-- DNP --												
Lindenwood	11/16							-- DNP --												
at Clemson	11/28																			
at Coastal Carolina	11/30																			
Tennessee State	12/3																			
at Lipscomb	12/7																			
Arkansas Baptist	12/13																			
North Alabama	12/15																			
vs. Ole Miss	12/16																			
Chattanooga	12/21																			
Fisk	12/30																			
at Ark.-Pine Bluff	1/3																			
at Miss. Valley State	1/5																			
Alcorn State	1/10																			
Jackson State	1/12																			
vs. Alabama State	1/17																			
at Texas Southern	1/24																			
at Prairie View A&M	1/26																			
Florida A&M	1/31																			
Bethune-Cookman	2/2																			
at Southern	2/7																			
at Grambling State	2/9																			
Miss. Valley State	2/14																			
Ark.-Pine Bluff	2/16																			
at Florida A&M	2/19																			
at Bethune-Cookman	2/21																			
Alabama State	2/28																			
Grambling State	3/3																			
Southern	3/5																			
TOTAL		0	08:32	1-1	1.000	0-0	.000	0-0	.000	0	1	1	0.5	3	1	2	0	0	2	1.0

▼ 2025-2026 ALABAMA A&M MEN'S BASKETBALL



Angok ANYANG 13

Junior // Forward // 6-9 // // 215 // Adelaide, South Australia // Ottawa University


▼ CAREER HIGHS

Points	13 vs. Grambling State (2/10/25)
Rebounds	4 at Georgia Tech (12/28/24); vs. Grambling State (2/10/25)
Assists	3 at Mississippi Valley State (2/15/25)
Steals	2 vs. Texas Southern (1/25/25); vs. Grambling State (2/10/25)
Blocks	1 at Mississippi Valley State (2/15/25)
FG Made	6 vs. Grambling State (2/10/25)
FG Attempts	8 at Florida A&M (2/1/25); vs. Grambling State (2/10/25)
3FG Made	1 vs. Samford (12/21/24); at Jackson State (1/13/25); vs. Grambling State (3/11/25)
3FG Attempts	3 at Jackson State (1/13/25)
FT Made	2 7 times
FT Attempts	3 at Florida A&M (2/1/25); at Arkansas-Pine Bluff (2/17/25); at Southern (3/8/25)

▼ 2025-2026 GAME-BY-GAME STATISTICS

OPPONENT	DATE	GS	MIN	Total		3-Pointers		Free Throws		Rebounds				PF	A	TO	BLK	STL	PTS	AVG
				FG-FGA	PCT	3FG-3FGA	PCT	FT-FTA	PCT	OFF	DEF	TOT	AVG							
Blue Mountain	11/3		04:49	0-0	.000	0-0	.000	0-0	.000	1	1	2	2.0	0	0	0	1	0	0	0.0
at Indiana	11/5		05:52	0-0	.000	0-0	.000	0-0	.000	0	0	0	1.0	2	0	0	0	0	0	0.0
Charleston Southern	11/13		08:32	1-2	.500	0-0	.000	0-0	.000	1	1	2	1.3	2	1	1	0	0	2	0.7
Lindenwood	11/16		03:37	0-0	.000	0-0	.000	0-0	.000	0	0	0	1.0	1	0	0	0	1	0	0.5
at Clemson	11/28																			
at Coastal Carolina	11/30																			
Tennessee State	12/3																			
at Lipscomb	12/7																			
Arkansas Baptist	12/13																			
North Alabama	12/15																			
vs. Ole Miss	12/16																			
Chattanooga	12/21																			
Fisk	12/30																			
at Ark.-Pine Bluff	1/3																			
at Miss. Valley State	1/5																			
Alcorn State	1/10																			
Jackson State	1/12																			
vs. Alabama State	1/17																			
at Texas Southern	1/24																			
at Prairie View A&M	1/26																			
Florida A&M	1/31																			
Bethune-Cookman	2/2																			
at Southern	2/7																			
at Grambling State	2/9																			
Miss. Valley State	2/14																			
Ark.-Pine Bluff	2/16																			
at Florida A&M	2/19																			
at Bethune-Cookman	2/21																			
Alabama State	2/28																			
Grambling State	3/3																			
Southern	3/5																			
TOTAL		0	22:50	1-2	.500	0-0	.000	0-0	.000	2	2	4	1.0	5	1	1	1	1	2	0.5

▼ 2025-2026 ALABAMA A&M MEN'S BASKETBALL



Isaiah **RAMEY** 20

Redshirt Junior // Guard // 6-7 // 205 // Cedarville, Ohio // Midway

▼ CAREER HIGHS

Points	---
Rebounds	---
Assists	---
Steals	---
Blocks	---
FG Made	---
FG Attempts	---
3FG Made	---
3FG Attempts	---
FT Made	---
FT Attempts	---

▼ 2025-2026 GAME-BY-GAME STATISTICS

OPPONENT	DATE	GS	MIN	Total		3-Pointers		Free Throws		Rebounds				PF	A	TO	BLK	STL	PTS	AVG
				FG-FGA	PCT	3FG-3FGA	PCT	FT-FTA	PCT	OFF	DEF	TOT	AVG							
Blue Mountain	11/3							-- DNP --												
at Indiana	11/5							-- DNP --												
Charleston Southern	11/13							-- DNP --												
Lindenwood	11/16							-- DNP --												
at Clemson	11/28																			
at Coastal Carolina	11/30																			
Tennessee State	12/3																			
at Lipscomb	12/7																			
Arkansas Baptist	12/13																			
North Alabama	12/15																			
vs. Ole Miss	12/16																			
Chattanooga	12/21																			
Fisk	12/30																			
at Ark.-Pine Bluff	1/3																			
at Miss. Valley State	1/5																			
Alcorn State	1/10																			
Jackson State	1/12																			
vs. Alabama State	1/17																			
at Texas Southern	1/24																			
at Prairie View A&M	1/26																			
Florida A&M	1/31																			
Bethune-Cookman	2/2																			
at Southern	2/7																			
at Grambling State	2/9																			
Miss. Valley State	2/14																			
Ark.-Pine Bluff	2/16																			
at Florida A&M	2/19																			
at Bethune-Cookman	2/21																			
Alabama State	2/28																			
Grambling State	3/3																			
Southern	3/5																			

▼ 2025-2026 ALABAMA A&M MEN'S BASKETBALL



James GRAHAM III 21

Redshirt Junior // Guard/Forward // 6-8 // 215 // Milwaukee, Wisconsin // Grambling State

▼ CAREER HIGHS

Points	18 vs. Blue Mountain (11.3.25)
Rebounds	7 vs UIC (1/24/23)
Assists	2 vs Niagara (12/29/23)
Steals	3 vs Valparaiso (2/01/23)
Blocks	4 vs UIC (1/24/23)
FG Made	8 vs. Blue Mountain (11.3.25)
FG Attempts	14 vs. Blue Mountain (11.3.25)
3FG Made	4 vs Central Michigan (12/18/22)
3FG Attempts	8 at Eastern Michigan (1/27/24)
FT Made	2 4 times
FT Attempts	3 vs Niagara (12/29/23)

▼ 2025-2026 GAME-BY-GAME STATISTICS

OPPONENT	DATE	GS	MIN	Total		3-Pointers		Free Throws		Rebounds			AVG	PF	A	TO	BLK	STL	PTS	AVG
				FG-FGA	PCT	3FG-3FGA	PCT	FT-FTA	PCT	OFF	DEF	TOT								
Blue Mountain	11/3	*	24:36	8-14	.571	0-1	.000	2-2	1.000	1	4	5	5.0	0	0	0	1	0	18	18.0
at Indiana	11/5							-- DNP --												
Charleston Southern	11/13	*	25:46	1-2	.500	0-1	.000	0-0	.000	3	1	4	4.5	2	0	2	1	0	2	10.0
Lindenwood	11/16	*	17:20	1-5	.200	0-0	.000	1-2	.500	1	1	2	3.7	1	0	2	0	1	3	7.7
at Clemson	11/28																			
at Coastal Carolina	11/30																			
Tennessee State	12/3																			
at Lipscomb	12/7																			
Arkansas Baptist	12/13																			
North Alabama	12/15																			
vs. Ole Miss	12/16																			
Chattanooga	12/21																			
Fisk	12/30																			
at Ark.-Pine Bluff	1/3																			
at Miss. Valley State	1/5																			
Alcorn State	1/10																			
Jackson State	1/12																			
vs. Alabama State	1/17																			
at Texas Southern	1/24																			
at Prairie View A&M	1/26																			
Florida A&M	1/31																			
Bethune-Cookman	2/2																			
at Southern	2/7																			
at Grambling State	2/9																			
Miss. Valley State	2/14																			
Ark.-Pine Bluff	2/16																			
at Florida A&M	2/19																			
at Bethune-Cookman	2/21																			
Alabama State	2/28																			
Grambling State	3/3																			
Southern	3/5																			
TOTAL		3	67:42	10-21	.476	0-2	.000	3-4	.750	5	6	11	3.7	3	0	4	2	1	23	7.7

▼ 2025-2026 ALABAMA A&M MEN'S BASKETBALL



Samuel ONU 23

Redshirt Junior // Forward // 6-11 // 260 // Malvern, Pennsylvania // Grambling State

▼ CAREER HIGHS

Points	24 times
Rebounds	5 vs Ave Maria (11/13/22)
Assists	1 vs Ave Maria (11/13/22); vs Central Arkansas (2/2/23)
Steals	1 vs FIU (12/4/22); at Liberty (1/28/23)
Blocks	14 times
FG Made	1 vs Ave Maria (11/13/22); vs FIU (12/4/22); at Liberty (1/28/23)
FG Attempts	3 vs FIU (12/4/22)
FT Made	2 at Queens (NC) (1/26/23)
FT Attempts	2 vs FIU (12/4/22); at Queens (NC) (1/26/23); vs Central Arkansas (2/2/23)

▼ 2025-2026 GAME-BY-GAME STATISTICS

OPPONENT	DATE	GS	MIN	Total		3-Pointers		Free Throws		Rebounds		PF	A	TO	BLK	STL	PTS	AVG
				FG-FGA	PCT	3FG-3FGA	PCT	FT-FTA	PCT	OFF	DEF							
Blue Mountain	11/3							-- DNP --										
at Indiana	11/5							-- DNP --										
Charleston Southern	11/13							-- DNP --										
Lindenwood	11/16							-- DNP --										
at Clemson	11/28																	
at Coastal Carolina	11/30																	
Tennessee State	12/3																	
at Lipscomb	12/7																	
Arkansas Baptist	12/13																	
North Alabama	12/15																	
vs. Ole Miss	12/16																	
Chattanooga	12/21																	
Fisk	12/30																	
at Ark.-Pine Bluff	1/3																	
at Miss. Valley State	1/5																	
Alcorn State	1/10																	
Jackson State	1/12																	
vs. Alabama State	1/17																	
at Texas Southern	1/24																	
at Prairie View A&M	1/26																	
Florida A&M	1/31																	
Bethune-Cookman	2/2																	
at Southern	2/7																	
at Grambling State	2/9																	
Miss. Valley State	2/14																	
Ark.-Pine Bluff	2/16																	
at Florida A&M	2/19																	
at Bethune-Cookman	2/21																	
Alabama State	2/28																	
Grambling State	3/3																	
Southern	3/5																	

▼ 2025-2026 ALABAMA A&M MEN'S BASKETBALL



LOU HUTCHINSON 24

Redshirt Junior // Guard/Forward // 6-7 // 195 // Washington, D.C. // Grambling State


▼ CAREER HIGHS

Points	15 at Indiana (11/13/25); vs Stony Brook (11/15/22); vs Norfolk State (12/20/24)
Rebounds	7 at NC State (11/17/23)
Assists	2 5 times
Steals	2 vs Toccoa Falls (11/6/23); at Bethune-Cookman (3/03/25)
Blocks	2 vs Biblical Stud. (TX) (12/30/24)
FG Made	6 vs Norfolk State (12/20/24); vs Stony Brook (11/15/22)
FG Attempts	9 at Bethune-Cookman (3/3/25); vs Norfolk State (12/20/24)
3FG Made	4 at Indiana (11/5/25)
3FG Attempts	6 4 times
FT Made	3 vs North Florida (11/9/23); vs JWU (Charlotte) (11/13/23)
FT Attempts	5 vs JWU (Charlotte) (11/13/23)

▼ 2025-2026 GAME-BY-GAME STATISTICS

OPPONENT	DATE	GS	MIN	Total		3-Pointers		Free Throws		Rebounds				PF	A	TO	BLK	STL	PTS	AVG
				FG-FGA	PCT	3FG-3FGA	PCT	FT-FTA	PCT	OFF	DEF	TOT	AVG							
Blue Mountain	11/3		06:32	1-1	1.000	0-0	.000	1-2	.500	0	1	1	1.0	0	2	0	0	0	3	3.0
at Indiana	11/5	*	23:22	5-5	1.000	4-4	1.000	1-2	.500	0	0	0	0.5	1	0	0	1	0	15	9.0
Charleston Southern	11/13		12:08	0-1	.000	0-0	.000	0-0	.000	0	1	1	0.7	1	0	0	0	0	0	6.0
Lindenwood	11/16		19:41	4-6	.667	3-5	.600	2-3	.667	2	2	4	1.5	1	2	1	0	0	13	7.8
at Clemson	11/28																			
at Coastal Carolina	11/30																			
Tennessee State	12/3																			
at Lipscomb	12/7																			
Arkansas Baptist	12/13																			
North Alabama	12/15																			
vs. Ole Miss	12/16																			
Chattanooga	12/21																			
Fisk	12/30																			
at Ark.-Pine Bluff	1/3																			
at Miss. Valley State	1/5																			
Alcorn State	1/10																			
Jackson State	1/12																			
vs. Alabama State	1/17																			
at Texas Southern	1/24																			
at Prairie View A&M	1/26																			
Florida A&M	1/31																			
Bethune-Cookman	2/2																			
at Southern	2/7																			
at Grambling State	2/9																			
Miss. Valley State	2/14																			
Ark.-Pine Bluff	2/16																			
at Florida A&M	2/19																			
at Bethune-Cookman	2/21																			
Alabama State	2/28																			
Grambling State	3/3																			
Southern	3/5																			
TOTAL		1	61:43	10-13	.769	7-9	.778	4-7	.571	2	4	6	1.5	3	4	1	1	0	31	7.8

▼ 2025-2026 ALABAMA A&M MEN'S BASKETBALL



James FLIPPIN 30

Senior // Forward // 6-10 // 275 // Milwaukee, Wisconsin // Grambling State

▼ CAREER HIGHS

Points	24 at Bethune-Cookman (3/3/25)
Rebounds	11 at Bethune-Cookman (3/3/25)
Assists	3 at Pepperdine (12/7/24); vs Alabama A&M (3/6/25); vs Alcorn State (2/3/25)
Steals	3 vs Alcorn State (2/3/25)
Blocks	2 at Bethune-Cookman (3/3/25)
FG Made	8 at Bethune-Cookman (3/3/25); vs Alabama A&M (3/6/25)
FG Attempts	18 at Bethune-Cookman (3/3/25)
3FG Made	4 at Ole Miss (11/8/24)
3FG Attempts	5 vs. Charleston Southern (11/13/25)
FT Made	8 at Bethune-Cookman (3/3/25)
FT Attempts	13 at Bethune-Cookman (3/3/25)

▼ 2025-2026 GAME-BY-GAME STATISTICS

OPPONENT	DATE	GS	MIN	Total		3-Pointers		Free Throws		Rebounds				PF	A	TO	BLK	STL	PTS	AVG
				FG-FGA	PCT	3FG-3FGA	PCT	FT-FTA	PCT	OFF	DEF	TOT	AVG							
Blue Mountain	11/3		10:54	4-7	.571	0-2	.000	0-0	.000	1	1	2	2.0	1	2	0	0	0	8	8.0
at Indiana	11/5		21:59	1-10	.100	1-2	.500	1-2	.500	0	3	3	2.5	1	2	0	0	0	4	6.0
Charleston Southern	11/13		07:39	2-7	.286	2-5	.400	0-0	.000	0	0	0	1.7	0	0	2	1	0	6	6.0
Lindenwood	11/16		05:35	2-3	.667	0-0	.000	0-0	.000	0	0	0	1.3	0	0	1	0	0	4	5.5
at Clemson	11/28																			
at Coastal Carolina	11/30																			
Tennessee State	12/3																			
at Lipscomb	12/7																			
Arkansas Baptist	12/13																			
North Alabama	12/15																			
vs. Ole Miss	12/16																			
Chattanooga	12/21																			
Fisk	12/30																			
at Ark.-Pine Bluff	1/3																			
at Miss. Valley State	1/5																			
Alcorn State	1/10																			
Jackson State	1/12																			
vs. Alabama State	1/17																			
at Texas Southern	1/24																			
at Prairie View A&M	1/26																			
Florida A&M	1/31																			
Bethune-Cookman	2/2																			
at Southern	2/7																			
at Grambling State	2/9																			
Miss. Valley State	2/14																			
Ark.-Pine Bluff	2/16																			
at Florida A&M	2/19																			
at Bethune-Cookman	2/21																			
Alabama State	2/28																			
Grambling State	3/3																			
Southern	3/5																			
TOTAL		0	46:07	9-27	.333	3-9	.333	1-2	.500	1	4	5	1.3	2	4	3	1	0	22	5.5

▼ 2025-2026 ALABAMA A&M MEN'S BASKETBALL - INDIVIDUAL STATISTICS



2025-26 Alabama A&M Men's Basketball Combined Team Statistics All games

Page 1/1
as of Nov 17, 2025

Game Records

Record	Overall	Home	Away	Neutral
ALL GAMES	3-1	3-0	0-1	0-0
CONFERENCE	0-0	0-0	0-0	0-0
NON-CONFERENCE	3-1	3-0	0-1	0-0

Score by Periods

Team	1st	2nd	OT	TOT
Alabama A&M	139	134	0	273
Opponents	145	142	0	287

Team Box Score

No.	Player				Total		3-Point		F-Throw		Rebounds													
		GP-GS	MIN	AVG	FG-FGA	FG%	3FG-3FGA	3FG%	FT-FTA	FT%	OFF	DEF	TOT	AVG	PF	DQ	A	TO	BLK	STL	PTS	AVG		
00	DOZIER, Kintavious	4-4	120:46	30.2	17-40	.425	3-10	.300	19-23	.826	2	10	12	3.0	6	0	7	5	0	9	56	14.0		
3	PISSIS, Sami	4-4	125:03	31.3	17-44	.386	4-13	.308	3-5	.600	1	11	12	3.0	7	0	18	11	0	6	41	10.3		
8	DANIELS, Peyton	3-0	42:27	14.1	8-20	.400	8-17	.471	1-2	.500	1	8	9	3.0	4	0	3	4	0	0	25	8.3		
24	HUTCHINSON, Louis	4-1	61:43	15.4	10-13	.769	7-9	.778	4-7	.571	2	4	6	1.5	3	0	4	1	1	0	31	7.8		
1	DAVIS, Koron	4-4	94:26	23.6	12-35	.343	0-6	.000	7-9	.778	7	17	24	6.0	14	0	1	6	0	5	31	7.8		
21	GRAHAM, James	3-3	67:42	22.6	10-21	.476	0-2	.000	3-4	.750	5	6	11	3.7	3	0	0	4	2	1	23	7.7		
30	FLIPPIN, James	4-0	46:07	11.5	9-27	.333	3-9	.333	1-2	.500	1	4	5	1.3	2	0	4	3	1	0	22	5.5		
10	EASON, P.J.	4-4	90:36	22.7	7-12	.583	0-0	.000	7-8	.875	11	13	24	6.0	9	0	3	7	6	3	21	5.3		
2	ABDUR-RAHMAN, Bilal	2-0	25:48	12.9	1-4	.250	1-3	.333	6-9	.667	0	2	2	1.0	2	0	4	1	0	1	9	4.5		
4	KINCY, Gabe	4-0	78:26	19.6	3-8	.375	2-4	.500	2-2	1.000	1	12	13	3.3	10	0	2	4	0	2	10	2.5		
11	DAVIS, Tajden	2-0	08:32	4.3	1-1	1.000	0-0	.000	0-0	.000	0	1	1	0.5	3	0	1	2	0	0	2	1.0		
13	ANYANG, Angok	4-0	22:50	5.7	1-2	.500	0-0	.000	0-0	.000	2	2	4	1.0	5	0	1	1	1	1	2	0.5		
5	CARRUTH, Jalen	2-0	15:35	7.8	0-6	.000	0-5	.000	0-0	.000	0	0	0	0.0	1	0	0	0	0	1	0	0.0		
Team											7	6	13				3							
Total		4	800		96-233	.412	28-78	.359	53-71	.746	40	96	136	34.0	69	0	48	52	11	29	273	68.3		
Opponents		4	800		101-228	.443	25-96	.260	60-81	.741	42	104	146	36.5	67	1	59	53	10	24	287	71.8		

Team Statistics

	AAMU	OPP
Scoring	273	287
Points per game	68.3	71.8
Scoring margin	-3.5	-
Field goals-att	96-233	101-228
Field goal pct	.412	.443
3 point fg-att	28-78	25-96
3-point FG pct	.359	.260
3-pt FG made per game	7.0	6.3
Free throws-att	53-71	60-81
Free throw pct	.746	.741
F-Throws made per game	13.3	15.0
Rebounds	136	146
Rebounds per game	34.0	36.5
Rebounding margin	-2.5	-
Assists	48	59
Assists per game	12.0	14.8
Turnovers	52	53
Turnovers per game	13.0	13.3
Turnover margin	+0.3	-
Assist/turnover ratio	0.9	1.1
Steals	29	24
Steals per game	7.3	6.0
Blocks	11	10
Blocks per game	2.8	2.5
Winning streak	2	-
Home win streak	3	-
Attendance	3934	17222
Home games-Avg/Game	3-1311	1-17222
Neutral site-Avg/Game	-	0-0

Team Results

Date	Opponent		Score	Att.
11/03/2025	Blue Mountain (MS)	W	80-60	851
11/05/2025	at Indiana	L	51-98	17222
11/13/2025	Charleston So.	W	68-64	1833
11/16/2025	Lindenwood	W	74-65	1250

2025-2026 ALABAMA A&M MEN'S BASKETBALL - BOX SCORES

1

Alabama A&M 80, Blue Mountain 60

November 3 // Huntsville, Alabama
AAMU Event Center [851]



Official Basketball Box Score - Final
Blue Mountain (MS) at Alabama A&M
11/03/25 AAMU Event Center, Huntsville
2025-26 Men's Basketball

Game Time: 7:00 PM
Game Duration: 1:46
Attendance: 651

Officials:

Blue Mountain (MS) - 60

Record: 0-1

NO. Name	Min	FG	3P	FT	Rebounds	Fouls	TP	AS	TO	ST	Blocks	+	-
		M.A.	M.A.	M.A.	OR DR TOT	PF FD					BS BA		
1 Gavin Shannon	G 35:16	6-16	1-6	3-4	4 7	4 4	16	1	1	0	0	0	-20
2 Jamarrion Harvey	G 20:15	3-9	1-6	5-5	1 1	2 0	3	12	1	1	0	0	-12
5 Michael Hill	G 17:30	1-4	1-1	0-0	0 2	2 0	3	1	1	0	0	0	-10
23 Chris Tackett	G 27:50	0-2	0-1	0-0	2 1	5 3	2	0	2	1	2	0	-23
55 Jonathan Baker	G 25:54	1-11	0-5	3-3	0 1	3 2	5	1	2	0	0	0	-25
10 Esrael Yard	19:29	3-6	0-1	3-4	0 4	4 3	9	3	0	0	1	0	-2
11 RJ Robinson	17:00	2-7	0-3	2-4	2 2	4 1	2	6	2	1	0	0	-8
12 Kam Carter	17:07	1-2	0-1	3-3	0 1	1 1	2	5	0	0	0	0	-3
22 Luke Goshadze	10:48	1-3	1-2	1-2	0 1	1 1	1	4	0	0	1	0	0
3 Chris Carter	02:57	0-0	0-0	0-0	0 0	0 0	0	0	0	0	0	0	0
4 Braxton Taylor	02:57	0-0	0-0	0-0	0 0	0 0	0	0	1	0	0	0	0
15 Davis Altrois	02:57	0-1	0-1	0-0	0 1	0 0	0	1	0	0	0	0	0
Team					4 1 5	0 0	0	0	2				
Totals		18-61	4-27	20-25	12 21 33	15 18	60	11	10	4	3	2	-120

Major Fouls: NONE

Alabama A&M - 80

Record: 1-0

NO. Name	Min	FG	3P	FT	Rebounds	Fouls	TP	AS	TO	ST	Blocks	+	-
		M.A.	M.A.	M.A.	OR DR TOT	PF FD					BS BA		
10 P.J. Eason	F 24:36	1-2	0-0	0-0	4 5	9 1	0	2	2	1	1	0	1 20
00 Kintavious Dozier	G 17:38	2-4	1-1	2-2	0 2	2 3	1	7	0	1	1	0	7
1 Koron Davis	G 19:28	3-7	0-2	2-2	2 4	6 2	8	1	3	0	0	1	4
3 Sami Prissis	G 25:13	1-6	0-2	0-0	0 4	4 2	2	4	2	0	0	0	14
21 James Graham	G 24:36	8-14	0-1	2-2	1 4	5 0	2	18	0	0	1	0	11
30 James Flippin	10:54	4-7	0-2	0-0	1 1	2 1	2	8	2	0	0	0	0
4 Gabe Kincy	20:25	2-2	1-1	2-2	1 2	3 3	2	7	0	1	0	0	19
11 Tajden Davis	06:05	0-0	0-0	0-0	1 1	1 0	0	1	1	0	0	0	7
2 Bilal Abdur-Rahman	14:30	1-3	1-2	4-5	0 2	2 3	7	4	1	1	0	0	6
8 Peyton Daniels	19:10	6-13	0-1	0-0	1 5	6 2	0	18	1	4	0	0	13
24 Louis Hutchinson	06:32	1-1	0-0	1-2	0 1	1 0	1	3	2	0	0	0	7
13 Angok Anyang	04:49	0-0	0-0	0-0	1 1	2 0	0	0	0	0	0	1	0
5 Jalen Carruth	06:04	0-3	0-3	0-0	0 0	0 0	0	0	0	0	0	1	-8
Team					2 1 3	0 0	0	0	0	0	0	0	11
Totals		29-62	9-25	13-15	13 33 46	18 15	80	17	14	3	2	3	-20

Major Fouls: NONE

	BMC	AAMU
Biggest lead	2 (1 st 18:50)	28 (2 nd 9:17)
Best Scoring Run	6 (2 nd 7:47)	10 (1 st 1:43)
Lead Changes	1	
Times Tied		
Time with Lead	01:28	36:28

Points from Turnovers	BMC	AAMU
Turnovers	7	14
Point	26	36
Second Chance	12	13
Fast Breaks	15	17
Bench	24	43

Period by Period Scoring	1st	2nd	TOT
BMC	21	39	60
AAMU	41	39	80



2

Indiana 98, Alabama A&M 51

November 5 // Bloomington, Indiana
Simon Skjodt Assembly Hall [17,222]



Official Basketball Box Score - Final
Alabama A&M at Indiana
11/05/25 Simon Skjodt Assembly Hall, Bloomington
2025-26 Men's Basketball

Game Time: 8:00 PM
Game Duration: 1:54
Attendance: 17,222

Officials: Jeffrey Anderson, Amy Bonner, Luke Schumher

Alabama A&M - 51

Record: 0-1

NO. Name	Min	FG	3P	FT	Rebounds	Fouls	TP	AS	TO	ST	Blocks	+	-
		M.A.	M.A.	M.A.	OR DR TOT	PF FD					BS BA		
10 P.J. Eason	F 13:22	1-2	0-0	0-0	0 0	0 0	4	1	2	0	2	1	0 -22
24 Louis Hutchinson	F 23:22	5-5	4-4	1-2	0 0	0 0	1	15	0	0	0	1	0 -20
00 Kintavious Dozier	G 33:12	4-9	0-1	4-7	0 1	1 1	4	12	3	2	2	0	1 -40
1 Koron Davis	G 24:58	3-10	0-1	1-1	2 7	9 4	3	7	0	0	0	0	-27
3 Sami Prissis	G 33:03	3-10	0-3	1-3	0 1	1 1	2	7	4	4	1	0	-41
30 James Flippin	21:59	1-10	1-2	1-2	0 3	3 3	1	3	4	2	0	0	-22
4 Gabe Kincy	20:56	0-2	0-1	0-0	0 1	1 0	1	0	0	1	1	0	-36
11 Tajden Davis	02:27	1-1	0-0	0-0	0 0	0 0	2	0	2	0	1	0	-5
2 Bilal Abdur-Rahman	11:18	0-1	0-1	2-4	0 0	0 0	0	3	2	0	0	0	-6
5 Jalen Carruth	09:31	0-3	0-2	0-0	0 0	0 0	0	0	0	0	1	0	-8
13 Angok Anyang	05:52	0-0	0-0	0-0	0 0	0 0	0	2	0	0	0	0	-8
Team					1 3 4	0 0	0	0	1				
Totals		18-53	5-15	10-19	3 15	19 16	18	51	9	11	5	2	-47

Major Fouls: NONE

Indiana - 98

Record: 1-0

NO. Name	Min	FG	3P	FT	Rebounds	Fouls	TP	AS	TO	ST	Blocks	+	-
		M.A.	M.A.	M.A.	OR DR TOT	PF FD					BS BA		
1 Reed Bailey	F 23:12	7-9	0-0	7-7	0 5	5 3	6	21	2	2	0	0	1 39
12 Tucker DeVries	F 29:31	7-13	4-8	0-0	1 10	11 2	0	16	4	3	1	0	1 37
3 Lamar Wilkerson	G 26:48	7-13	4-10	1-1	0 2	2 1	3	19	2	1	3	0	0 37
5 Conor Enright	G 23:11	0-0	0-0	0-0	0 3	3 3	2	0	4	1	1	0	0 26
6 Taylon Conerway	G 29:37	6-7	0-1	2-2	0 1	1 2	2	14	5	3	2	0	0 46
11 Trent Sisley	F 17:26	1-4	0-1	0-0	2 1	3 2	0	2	2	0	0	0	0 16
4 Sam Alexis	19:51	6-7	1-2	4-4	2 6	8 2	2	17	3	0	0	2	0 21
0 Jasal Miles	17:30	2-2	1-1	0-0	1 3	4 2	0	5	1	1	0	0	0 19
18 Tryce Greshing	04:28	0-1	0-1	0-0	0 0	0 1	0	0	0	0	0	0	-1
21 Drew Strively	04:28	0-2	0-0	0-0	0 2	2 0	0	0	0	0	0	0	0 31
30 Ian Stephens	04:28	0-0	0-0	2-2	0 0	0 0	1	2	0	0	0	0	-2
Team					0 3 3	0 0	0	0	0				
Totals		36-58	10-24	16-16	6 36	42 18	16	98	23	11	7	2	-47

Major Fouls: NONE

	AAU	IND
Biggest lead	3 (1 st 19:14)	53 (2 nd 2:51)
Best Scoring Run	6 (2 nd 14:12)	14 (1 st 12:38)
Lead Changes		
Times Tied	1	
Time with Lead	00:10	38:20

Points from Turnovers	AAU	IND
Turnovers	9	16
Point	20	52
Second Chance		
Fast Breaks	4	11
Bench	8	26

Period by Period Scoring	1st	2nd	TOT
AAU	22	29	51
IND	58	40	98



3

Alabama A&M 68, Charleston Southern 64

November 13 // Huntsville, Alabama
AAMU Event Center [1,833]



Official Basketball Box Score - Final
Charleston So. at Alabama A&M
11/13/25 AAMU Event Center, Huntsville
2025-26 Men's Basketball

Game Time: 7:00 PM
Game Duration: 2:00
Attendance: 1,833

Officials: Byron Evans, Enroll Lewis, Kael Saly

Charleston So. - 64

Record: 2-2

NO. Name	Min	FG	3P	FT	Rebounds	Fouls	TP	AS	TO	ST	Blocks	+	-
		M.A.	M.A.	M.A.	OR DR TOT	PF FD					BS BA		
12 Jesse Hafemeister	F 14:01	4-5	2-2	0-0	2 3	5 2	0	10	0	1	2	0	0 5
34 Lase Olalele	F 11:07	1-1	0-0	1-2	0 1	1 1	3	0	1	0	0	0	3
1 A'ahm Sumler	G 33:04	2-6	1-1	0-2	1 5	6 3	2	5	4	1	0	0	-2
5 Jacob Taylor	G 18:30	0-0	0-0	1-2	0 2	2 2	3	1	1	1	0	0	-10
11 Brycen Blaine	G 33:52	8-21	3-12	3-3	0 3	3 1	3	22	2	6	0	0	-7
7 Nate Bradford	24:40	3-9	1-5	0-1	3 3	6 1	2	7	0	2	1	2	-4
2 Jaquias Franklin	29:55	2-5	0-3	0-0	1 1	2 2	4	4	3	1	0	0	2
23 Reis Jones	28:12	3-8	0-0	5-7	6 4	10 2	4	11	1	3	0	2	-6
0 Armari Carraway	06:08	0-0	0-0	0-0	0 0	0 0	2	0	0	0	0	0	0
4 Trent Coleman	00:41	0-0	0-0	1-2	0 0	0 0	1	1	0	0	0	0	-1
Team					2 4 6	0 0	0	0	0				
Totals		23-55	7-23	11-19	14 26	40 16	18	64	12	18	6	4	-3

Major Fouls: NONE

Alabama A&M - 68

Record: 2-1

NO.	P. Name	Min	FG	3P	FT	Rebounds	Fouls	TP	AS	TO	ST	Blocks	+/-
			M.A.	M.A.	M.A.	OR DR TOT	PF FD					BS BA	
10	P.J. Eason	F 21:50	3-4	0-0	2-2	4 3	7 2	3	8	1	0	0	11
00	Kintavious Dozier	G 36:30	9-21	1-4	8-8	2 4	6 0	5	27	1	0	4	6
1	Koron Davis	G 30:47	3-10	0-1	0-0	1 3	4 0	6	0	1	2	0	10
3	Samir Prissis	G 32:38	6-16	1-4	0-0	1 3	4 3	13	6	5	3	0	3
21	James Graham	G 25:46	1-2	0-1	0-0	3 1	4 2	2	2	0	2	0	10
4	Gabe Kincy	13:21	0-1	0-0	0-0	4 4	3 0	0	1	1	0	0	1
24	Logan Hulsmann	13:29	0-1	0-0	0-0	1 1	2 0	0	0	0	0	0	1
8	James Flippin	07:39	2-7	2-5	0-0	0 0	2 0	6	0	2	0	1	-6
8	Peyton Daniels	10:49	1-3	1-2	1-2	0 2	2 1	2	4	0	0	0	1-2
19	Angok Anyang	08:32	1-2	0-0	0-0	1 2	2 1	1	2	1	0	0	0
Total						4 1 5	0	0	2				
			26-67	5-17	11-12	16 23	39	18	68	10	14	3	4