



GAME NOTES

CLEMSON TIGERS 3-0 (ACC) VS. GEORGETOWN HOYAS 3-0 (BIG EAST)

Non-Conference Game #4 • Road Game #1

TV: Peacock

Radio: 105.5 FM "The Roar"

Saturday, November 15 • Capital One Arena (Washington, D.C.) • 12 p.m.



32 POSTSEASON APPEARANCES • 15 NCAA TOURNAMENTS • 5 SWEET SIXTEENS • 2 ELITE EIGHTS • 1990 ACC REGULAR SEASON CHAMPIONS

BROADCAST INFORMATION

PEACOCK

Play-by-Play: Justin Kutcher
Analyst: Brendan Haywood
Producer: Billy Matthews
Watch Link: <https://www.peacocktv.com/sports>

CLEMSON ATHLETIC NETWORK

Play-by-Play: Don Munson
Analyst: Tim Bourret
Engineer: Rick Bagby
SiriusXM: SiriusXM App

LIVE STATS

<https://stats.statbroadcast.com/broadcast/?id=611967&vlive=clem>

SCHEDULE & RESULTS

Date	AP Rank	CU Opp	Opponent	TV	Eastern Time
0 17	-	-	PRESBYTERIAN EXHIB	N/A	W, 83-44
November (3-0)					
N 3	-	-	NEW HAMPSHIRE	ACCNX	W, 88-38
N 7	-	-	GARDNER-WEBB	ACCN	W, 97-59
N 11	-	-	MOREHEAD STATE	ACCNX	W, 83-56
N 15	-	-	at Georgetown	Peacock	12 p.m.
N 17	-	-	NORTH ALABAMA	ACCN	9 p.m.
N 21	-	-	vs. West Virginia ¹	ESPN2	6:30 p.m.
N 23	-	-	vs. Georgia or Xavier ¹	ESPN/2	1/3 p.m.
N 28	-	-	ALABAMA A&M	ACCNX	7 p.m.
December (0-0)					
D 3	-	-	at Alabama ²	ESPNU	7:15 p.m.
D 9	-	-	vs. BYU ³	ESPN	6:30 p.m.
D 13	-	-	MERCER	ACCNX	3 p.m.
D 16	-	-	SOUTH CAROLINA	ESPN2	7 p.m.
D 21	-	-	vs. Cincinnati ⁴	ESPN	3 p.m.
D 31	-	-	at Syracuse [*]	ESPN2	2 p.m.
January (0-0)					
J 3	-	-	at Pittsburgh [*]	The CW	12 p.m.
J 7	-	-	SMU [*]	ESPN2/U	9 p.m.
J 10	-	-	at Notre Dame [*]	ESPN2/U	6 p.m.
J 13	-	-	BOSTON COLLEGE [*]	ACCN	7 p.m.
J 17	-	-	MIAMI (FLA.) [*]	The CW	2:15 p.m.
J 20	-	-	NC STATE [*]	ACCN	7 p.m.
J 24	-	-	at Georgia Tech	ACCN	12 p.m.
J 31	-	-	PITTSBURGH [*]	ACCN	12 p.m.
February (0-0)					
F 4	-	-	at Stanford [*]	ACCN	10 p.m.
F 7	-	-	at California [*]	ACCN	8 p.m.
F 11	-	-	VIRGINIA TECH [*]	ACCN	7 p.m.
F 14	-	-	at Duke [*]	ESPN	12 p.m.
F 18	-	-	at Wake Forest	ACCN	7 p.m.
F 21	-	-	FLORIDA STATE [*]	The CW	12 p.m.
F 28	-	-	LOUISVILLE [*]	ESPN/2	TBD
March (0-0)					
M 3	-	-	at North Carolina [*]	ESPN/2/U	7 p.m.
M 7	-	-	GEORGIA TECH [*]	ACCN	12 p.m.
M 10-14	-	-	ACC Tournament Championship ⁵		

* - ACC contest; Note: Home games in bold; ¹ Charleston Classic (TD Arena; Charleston, S.C.); ² ACC/SEC Challenge; ³ Jimmy V Classic (Madison Square Garden; New York, N.Y.); ⁴ Greenville Winter Invitational (Bon Secours Wellness Arena; Greenville, S.C.); ⁵ ACC Tournament (Spectrum Center; Charlotte, N.C.)

CLEMSONGRIT

DEFINITION

Passion and perseverance toward a long-term goal.

CULTURE OF COMMITMENT

Integrity, Work Ethic, Sacrifice

"Grit, passion and perseverance toward a long-term goal and that can be applied to many things. It's not just about a season. It might be a college career. It might be a professional career. It might be graduating from college. It can pertain to just about anything. You need to have tremendous passion for something in your life if you want to be successful." - Head Coach Brad Brownell

COMMUNICATIONS

BEN WINTERROWD

Associate Director for Strategic Communications and Publicity
Email: winterr@clemson.edu
Cell: (630) 862-8828

Clemson Athletics Website: ClemsonTigers.com

Clemson Basketball X/Instagram/Facebook: @ClemsonMBB

CLEMSON RECORDS

Overall:	3-0	W3
vs. ACC opponents:	0-0	--
Non-Conference regular-season:	3-0	W3
Home:	3-0	W3
Away:	0-0	--
Neutral:	0-0	--

SERIES AT A GLANCE

OVERALL	Clemson trails 0-1
Current Streak	Georgetown, 1
Last Meeting	Georgetown 75, Clemson 60 (12-23-04)

BY THE NUMBERS

14

Clemson has committed just 14 turnovers in its first three games to start the season – the lowest total for the first three games of a season since at least 1980. Despite 10 new players on the roster, including two redshirt freshmen that did not play last season, the Tigers have taken care of the basketball and limited turnovers early in the season. As a team, they have totaled 57 assists and just 14 turnovers.

CLEMSON BASKETBALL HEADLINES

» **NEW LOOK TIGERS:** Clemson underwent its largest roster turnover under Brad Brownell this past offseason that saw the graduations of Chase Hunter, Ian Schieffelin, Viktor Lakhin, Jaeden Zackery, Matt Kelly, Daniel Nauseef and Andrew Latiff. While seven exhausted eligibility, six entered the transfer portal. Dillon Hunter, Dallas Thomas and Ace Buckner are the stayovers from last year's roster.

• Clemson was active in the transfer portal, adding talent from all over the country, including Nick Davidson (Nevada), Carter Welling (Utah Valley), RJ Godfrey (Georgia), Jake Wahlin (Utah), Butta Johnson (UAB) and Jestin Porter (Middle Tennessee State). In addition to these six, Clemson will also boast a freshmen class of four: Zac Foster, Chase Thompson, Trent Steinour and Blake Davidson.

• Godfrey returns to Clemson after spending a year away from the program at Georgia. He was recruited by Brownell out of high school and played his first two seasons in Tigertown, including helping the Tigers to the Elite Eight in 2023-24.

• Godfrey on returning to play for Coach Brownell: "His philosophies have helped me just in life. It's something I took for granted my first two years here ... I'm so grateful I have the opportunity to play for Clemson again."

• Coach Brownell on the team this season: "Be patient. I think we're going to be exciting and fun to watch. The strength of our team is the TEAM. It's our depth."

» **WINNING WAYS:** Clemson has won 74 games over the last three seasons, including two trips to the NCAA Tournament and the school's second Elite Eight appearance.

• The Tigers are 43-17 overall in the ACC over the same time period, the second-most wins in the ACC behind Duke.

• Clemson's 74-30 record for the last three years is the most wins in Clemson history over three consecutive years. The previous mark was a 72-30 mark between 2006-07 and 2008-09.

• The Tigers won a school record 27 games in 2024-25, including wins over AP Top 5 Kentucky and Duke. Clemson finished 18-2 in the ACC – the most conference wins in school history, including a record 15 by double-digits (third-most in ACC history). The Tigers finished 9-1 on the road in league play, four more ACC road wins than any previous season.

• Since 2017-18, the Tigers are fourth in the ACC in wins (168) and fourth in league wins (90).

» **BRAD BROWNELL INKS EXTENSION:** Clemson University and Head Basketball Coach Brad Brownell agreed to a contract through 2031, announced on April 25, 2025.

• Brownell is the winningest coach in program history with 292 wins as the leader of the Tigers.

• The Tigers have reached the NCAA Tournament four times in the last eight seasons that have culminated in a Sweet 16 appearance in 2018 and

an Elite Eight in 2024 – one of just 20 schools to accomplish those in separate seasons since 2018.

» **NEW ACC SCHEDULING:** The Atlantic Coast Conference announced the 2025-26 opponents for league members in a newly adjusted 18-game schedule which will be in effect immediately this season.

• The 18-game schedule features teams starting league play in late December and ending on the first Saturday of March. Each team will play one primary partner both home and away as well as one variable partner home and away. The variable partner will be determined each season. Teams will play one game, home or away, against 14 of the remaining 15 teams annually.

• Clemson's Opponents: **Rival:** Georgia Tech; **Repeat Home/Away:** Pitt; **Home Only:** SMU, Florida State, Miami, NC State, Virginia Tech, Louisville, Boston College; **Away Only:** California, Stanford, Wake Forest, North Carolina, Duke, North Carolina, Syracuse; **No Play:** Virginia

» **RESPECTED PROGRAM:** Clemson has garnered the respect of fellow coaches and media across the country for how Head Coach Brad Brownell has built his program and the success the Tigers have had over the last eight seasons, including their player development.

"Clemson Basketball to me is Brad Brownell. Tough, gritty, incredibly prepared, ready for the next challenge." - Debbie Antonelli, ESPN

"He's established the identity of what he wants Clemson Basketball to look like...I think he's obviously been underappreciated nationally. I think everyone in the league knows what type of coach he is." - Randolph Childress, ESPN

"Brad Brownell and his staff do an excellent job with player development." - Paul Biancardi, Recruiting Director, CBB and NBA Draft Analyst for ESPN

"Clemson Basketball is one of the premier individual player development programs in the country and they have been for awhile. Brad Brownell and his coaches do a great job." - Tom Crean, former head coach posted on X

PRONUNCIATIONS

BROWNELL	BROWN-nehl
EFREM	EF-frum
JESTIN	JEST-inn
STEINOUR	STINE-our
WAHLIN	WAH-leen

STATISTICAL OUTLOOK

	Clemson	Instagram	Ht.	Wt.	Yr.	Hometown	GP/GS	PPG	RPG	APG	MPG
F 0	RJ Godfrey	randallgodfreyjr	6-7	240	Sr.	Suwanee, Ga.	3/3	11.7	8.7	3.0	23.9
G 1	Jestin Porter	iamjestinporter	6-1	180	Gr.	Houston, Texas	3/3	8.7	3.3	2.3	16.7
G 2	Dillon Hunter	dillonhunter	6-3.5	195	Sr.	Atlanta, Ga.	3/3	6.3	2.7	2.3	21.9
F 3	Chase Thompson	chase_thompsOn	6-8	228	Fr.	Glenwood, Minn.	3/0	3.7	1.7	1.7	16.7
G 4	Butta Johnson	smoovlikbutta	6-4	180	Sr.	Huntsville, Ala.	3/0	5.0	1.0	0.7	15.9
G 5	Zac Foster	zac2shifty	6-4	190	Fr.	Atlanta, Ga.	3/0	4.7	3.7	2.7	20.0
F 8	Dallas Thomas	bgadallas	6-9	180	Rfr.	Little Rock, Ark.	3/0	3.3	1.0	0.0	6.4
F 10	Jake Wahlin	jwahlin	6-10	210	Jr.	Provo, Utah	3/3	10.3	3.3	1.7	19.9
C 11	Nick Davidson	nickdavidsonn	6-10	235	RSr.	Mission Viejo, Calif.	3/3	11.3	6.0	1.3	23.1
F 14	Blake Davidson	blake.davidson.4	6-9	213	Fr.	Mission Viejo, Calif.					
G 21	Ace Buckner	acebuckner_	6-3	180	Rfr.	Dallas, Texas	3/0	13.7	3.3	2.3	19.3
F 22	Carter Welling	carter.welling	6-11	240	Jr.	Draper, Utah	3/0	10.0	6.0	1.0	14.0
C 44	Trent Steinour	trentsteinour	6-10	218	Fr.	Huntersville, N.C.	2/0	1.0	1.0	0.0	3.5



2025-26 CLEMSON BROADCAST SHEET



#0 RJ GODFREY

@randallgodfreyjr

SR. • F • 6-7 • 240 • SUWANEE, GA.

PPG	RPG	MPG	BLK	STL	APG	FG%	3FG%	FT%
11.7	8.7	23.9	1	4	3.0	.737	.000	.778

- Returned to Clemson this offseason after playing 2022-24 for the Tigers.
- Helped Tigers to 2024 Elite Eight.

LAST GAME

Totaled first double-double of the season and third of his career vs. Morehead State (13 points, 11 rebounds) on Nov. 11.

SEASON HIGHS

Pts..... 13, 2x, (11/11/25)
Rebs..... 11 (11/11/25)
Asts..... 3, 3x, (11/7/25)
Stls..... 2, 2x, (11/7/25)
Blks..... 1 (11/7/25)



#1 JESTIN PORTER

@iamjestinporter

GR. • G • 6-1 • 180 • HOUSTON, TEXAS

PPG	RPG	MPG	BLK	STL	APG	FG%	3FG%	FT%
8.7	3.3	16.7	0	1	2.3	.304	.353	.667

- 2024-25 All-CUSA Second Team
- 2x CUSA Player of the Week
- Led team in scoring, 3-pointers made, free throw percentage and minutes.

LAST GAME

Scored 9 points and made two threes against Morehead State (11/11/25).

SEASON HIGHS

Pts..... 9, 2x, (11/11/25)
Rebs..... 5 (11/7/25)
Asts..... 3 (11/7/25)
Stls..... 1 (11/11/25)
Blks.....



#2 DILLON HUNTER

@dillonhunter

SR. • G • 6-3.5 • 195 • ATLANTA, GA.

PPG	RPG	MPG	BLK	STL	APG	FG%	3FG%	FT%
6.3	2.7	21.9	0	2	2.3	.333	.250	1.000


- Best career assist-to-turnover ratio in Clemson history (3.02).
- Broke hand during ACCT game vs. SMU (March 2025).

LAST GAME

Scored 5 points and had 4 rebounds and 4 assists (0 turnovers) against Morehead State (11/11/25).

SEASON HIGHS

Pts..... 7 (11/7/25)
Rebs..... 4, 2x, (11/11/25)
Asts..... 4 (11/11/25)
Stls..... 2 (11/7/25)
Blks.....



#3 CHASE THOMPSON

@chase_thomps0n

FR. • F • 6-8 • 228 • GLENWOOD, MINN.

PPG	RPG	MPG	BLK	STL	APG	FG%	3FG%	FT%
3.7	1.7	16.7	1	2	1.7	.500	.500	.500

- Led Alexandria Area to its first-ever state title by claiming the Class 3A crown in Minnesota.
- Named Minnesota Mr. Basketball.

LAST GAME

Season-high 6 points on 3-5 shooting in 14 minutes against Morehead State (11/11/25). Added two assists.

SEASON HIGHS

Pts..... 6 (11/11/25)
Rebs..... 3 (11/3/25)
Asts..... 3 (11/7/25)
Stls..... 2 (11/7/25)
Blks..... 1 (11/7/25)



#4 BUTTA JOHNSON

@smoovlikbutta

SR. • G • 6-4 • 180 • HUNTSVILLE, ALA.

PPG	RPG	MPG	BLK	STL	APG	FG%	3FG%	FT%
5.0	1.0	15.9	1	1	0.7	.357	.300	1.000

- Netted 14 double-digit scoring games, including season-high 24 in a 90-89 win at Rice (2/19/25).

LAST GAME

Scored 3 points on 1-4 shooting and one three against Morehead State (11/11/25).

SEASON HIGHS

Pts..... 7 (11/7/25)
Rebs..... 1, 3x, (11/11/25)
Asts..... 2 (11/7/25)
Stls..... 1 (11/3/25)
Blks..... 1 (11/11/25)



#5 ZAC FOSTER

@zac2shifty

FR. • G • 6-4 • 190 • ATLANTA, GA.

PPG	RPG	MPG	BLK	STL	APG	FG%	3FG%	FT%
4.7	3.7	20.0	2	2	2.7	.200	.167	1.000

- No. 70 overall prospect in 2025 class.
- Chose Clemson over Virginia Tech, Cincinnati, Georgia and West Virginia.

LAST GAME

Tied season-high with 6 points, added 3 rebounds and 3 assists. Made first two threes of career against Morehead State (11/11/25).

SEASON HIGHS

Pts..... 6, 2x, (11/11/25)
Rebs..... 5 (11/7/25)
Asts..... 5 (11/7/25)
Stls..... 1 (11/7/25)
Blks..... 2 (11/3/25)



#8 DALLAS THOMAS

@bgadallas

RFR. • F • 6-9 • 180 • LITTLE ROCK, ARK.

PPG	RPG	MPG	BLK	STL	APG	FG%	3FG%	FT%
3.3	1.0	6.4	0	0	0.0	.500	.667	.500


- Redshirted the 2024-25 season and will have four years of eligibility remaining beginning in 2025-26.

LAST GAME

Scored 3 points in 4 minutes of action against Morehead State (11/11/25).

SEASON HIGHS

Pts..... 5 (11/7/25)
Rebs..... 2 (11/3/25)
Asts.....
Stls.....
Blks.....



#10 JAKE WAHLIN

@jwahlin

JR. • F • 6-10 • 210 • PROVO, UTAH

PPG	RPG	MPG	BLK	STL	APG	FG%	3FG%	FT%
10.3	3.3	19.9	1	0	1.7	.688	.600	1.000

- Best collegiate season as a sophomore at Utah last year.
- Career-high points, rebounds, blocks, steals, assists and shooting percentages.

LAST GAME

Efficient team-high 14 points against Morehead State (11/11/25). Tied career high in FG (5) and set career high in 3FG (4).

SEASON HIGHS

Pts..... 14 (11/11/25)
Rebs..... 4, 2x, (11/11/25)
Asts..... 2, 2x, (11/11/25)
Stls.....
Blks..... 1 (11/7/25)



#11 NICK DAVIDSON

@nickdavidsonn

RSR. • F/C • 6-10 • 235 • MISSION VIEJO, CALIF.

PPG	RPG	MPG	BLK	STL	APG	FG%	3FG%	FT%
11.3	6.0	23.1	1	4	1.3	.500	.333	.750

- Career year in final year at Nevada. Career-bests in points, assists, 3-point shooting, blocks and steals.

LAST GAME

Totaled 6 points and 7 rebounds (4 offensive) in win over Morehead State (11/11/25).

SEASON HIGHS

Pts..... 18 (11/7/25)
Rebs..... 7 (11/11/25)
Asts..... 5 (11/7/25)
Stls..... 2, 2x, (11/11/25)
Blks..... 1 (11/3/25)



#14 BLAKE DAVIDSON

@blake.davidson.4

FR. • F • 6-9 • 213 • MISSION VIEJO, CALIF.

PPG	RPG	MPG	BLK	STL	APG	FG%	3FG%	FT%
---	---	---	---	---	---	---	---	---

- Younger brother of Nick Davidson
- Redshirting the 2025-26 season.

LAST GAME

No collegiate experience. Redshirting the 2025-26 season.

SEASON HIGHS

Pts.....
Rebs.....
Asts.....
Stls.....
Blks.....



#21 ACE BUCKNER

@acebuckner_

RFR. • G • 6-3 • 180 • DALLAS, TEXAS

PPG	RPG	MPG	BLK	STL	APG	FG%	3FG%	FT%
13.7	3.3	19.3	1	1	2.3	.577	.100	.833


- Redshirted 2024-25 season and will be a redshirt freshman in 2025-26.
- Son of Littlejohn Legend Greg Buckner.

LAST GAME

Third-straight double-digit scoring game with 12 points vs. Morehead State (11/11/25). Added 5 rebounds and 2 assists.

SEASON HIGHS

Pts..... 18 (11/3/25)
Rebs..... 5 (11/11/25)
Asts..... 3 (11/7/25)
Stls..... 1 (11/11/25)
Blks..... 1 (11/3/25)



#22 CARTER WELLING

@carter.welling

JR. • F • 6-11 • 240 • DRAPER, UTAH

PPG	RPG	MPG	BLK	STL	APG	FG%	3FG%	FT%
10.0	6.0	14.0	1	0	1.0	.750	.500	.417


- 2025 WAC Defensive Player of the Year
- Career highs in points, blocks, steals, rebounds, 3-point shooting

LAST GAME

Totaled 6 points, 2 rebounds, 1 assist and 1 block against Morehead State (11/11/25).

SEASON HIGHS

Pts..... 14 (11/7/25)
Rebs..... 11 (11/7/25)
Asts..... 2 (11/3/25)
Stls.....
Blks..... 1 (11/11/25)



#44 TRENT STEINOUR

@trentsteinour

FR. • F/C • 6-10 • 218 • HUNTSVILLE, N.C.

PPG	RPG	MPG	BLK	STL	APG	FG%	3FG%	FT%
1.0	1.0	3.5	0	0	0	.000	.000	1.000

- Chose Clemson over Georgia, Penn State, Virginia Tech, Wake Forest and South Carolina.
- Grandson of former Tiger, Randy Mahaffey (1964-67).

LAST GAME

Made collegiate debut against New Hampshire and scored two points and grabbed two rebounds (11/3/25).

SEASON HIGHS

Pts..... 2 (11/3/25)
Rebs..... 2 (11/3/25)
Asts.....
Stls.....
Blks.....

ROSTER

No	Name	Pos	Hgt	Wgt	Year	Hometown	High School	Previous School	Pronunciation
0	RJ Godfrey	F	6-7	240	Sr.	Suwanee, Ga.	North Gwinnett	Georgia	
1	Jestin Porter	G	6-1	180	Gr.	Houston, Texas	Cypress Ridge	Middle Tennessee State	
2	Dillon Hunter	G	6-3.5	195	Sr.	Atlanta, Ga.	Westlake		
3	Chase Thompson	F	6-8	228	Fr.	Glenwood, Minn.	Alexandria Area (Alexandria, Minn.)		
4	Efrem "Butta" Johnson	G	6-4	180	Sr.	Huntsville, Ala.	Grissom	UAB	EF-frum
5	Zac Foster	G	6-3	190	Fr.	Atlanta, Ga.	Woodward Academy (College Park, Ga.)		
8	Dallas Thomas	F	6-9	180	RFr.	Little Rock, Ark.	Parkview Magnet		
10	Jake Wahlin	F	6-10	210	Jr.	Provo, Utah	Timpview	Utah	WAH-leen
11	Nick Davidson	F/C	6-10	235	RSr.	Mission Viejo, Calif.	Mater Dei (Santa Ana, Calif.)	Nevada	
14	Blake Davidson	F	6-9	213	Fr.	Mission Viejo, Calif.	Mater Dei (Santa Ana, Calif.)		
21	Ace Buckner	G	6-2	180	RFr.	Dallas, Texas	La Lumiere (La Porte, Ind.)		
22	Carter Welling	F	6-11	240	Jr.	Draper, Utah	Corner Canyon	Utah Valley	
44	Trent Steinhour	C	6-10	218	Fr.	Huntersville, N.C.	Lake Norman		STINE-our

Head Coach: Brad Brownell

Associate Head Coach: Billy Donlon

Assistant Coaches: Sean Dixon and Dick Bender

Director of Basketball Operations: Andy Assaley

Director of Strength & Conditioning: Jon Uribe

General Manager: Lucas McKay

Special Assistant to the Head Coach: Jeff Reynolds

Director of Player Development: Terrell McIntyre

Sports Medicine: Brad Crowe

Video Coordinator: AJ Morris

Nutritionist: Michelle Sweeney

Graduate Managers: Kameron Langley, Tyler Pepicelli, Carlos Dotson

Undergraduate Managers: Luke Ciprich (head manager), Will Buchert, Sebastian Miller, Josh Davis, Cameron White, James Liollio, Alijah Jones




#0 RJ GODFREY
F • 6-7 • 240 • Sr.
Suwanee, Ga.



#1 JESTIN PORTER
G • 6-1 • 180 • Gr.
Houston, Texas



#2 DILLON HUNTER
G • 6-3.5 • 195 • Sr.
Atlanta, Ga.




#3 CHASE THOMPSON
F • 6-8 • 228 • Fr.
Glenwood, Minn.




#4 BUTTA JOHNSON
G • 6-4 • 180 • Sr.
Huntsville, Ala.



#5 ZAC FOSTER
G • 6-4 • 190 • Fr.
Atlanta, Ga.




#8 DALLAS THOMAS
F • 6-8 • 180 • RFr.
Little Rock, Ark.



#10 JAKE WAHLIN
F • 6-10 • 210 • Jr.
Provo, Utah



#11 NICK DAVIDSON
F/C • 6-10 • 235 • RSr.
Mission Viejo, Calif.



#14 BLAKE DAVIDSON
F • 6-9 • 213 • Fr.
Mission Viejo, Calif.



#21 ACE BUCKNER
G • 6-3 • 180 • RFr.
Dallas, Texas



#22 CARTER WELLING
F • 6-11 • 240 • Jr.
Draper, Utah



#44 TRENT STEINHOURL
F/C • 6-10 • 218 • Fr.
Huntersville, N.C.



BRAD BROWNELL
Head Coach
16th Season



BILLY DONLON
Associate Head Coach
4th Season



SEAN DIXON
Assistant Coach
4th Season



DICK BENDER
Assistant Coach
14th Season*



ANDY ASSALEY
Director of Operations
4th Season



JON URIBE
Strength and Conditioning
1st Season



TERRELL MCINTYRE
Player Development
9th Season




JEFF REYNOLDS
Special Asst. to Head Coach
5th Season



LUCAS MCKAY
General Manager
14th Season*



BRAD CROWE
Sports Medicine
10th Season




AJ MORRIS
Video Coordinator
4th Season



MICHELLE SWEENEY
Nutrition
5th Season



KAMERON LANGLEY
Graduate Manager
2nd Season



TYLER PEPICELLI
Graduate Manager
5th Season*



CARLOS DOTSON
Graduate Manager
1st Season



BEN WINTERROWD
Sports Information
9th Season



LUKE CIPRICH
Head Manager
4th Season

* – denotes multiple stints served on full-time staff or support staff for Clemson Basketball

HEAD COACH BRAD BROWNELL



CAREER RECORDS

Overall Record: 462-281
Conference Games (regular season career): 247-169
Non-Conference Games (at Clemson): 138-51
ACC Tournament: 7-13
NCAA Tournament (career): 6-7
Overtime Games (at Clemson): 14-8
NIT (career): 4-4

CAREER RECORDS (ACC PLAY)

Overall Record (Regular Season): 146-128
Overall Record (inc. postseason): 154-142
ACC Tournament: 7-13

ALL-TIME WINGEST COACHES

1.	Brad Brownell (2010-present)	295-196
2.	Cliff Ellis (1985-94)	177-128
3.	Bill Foster (1975-84)	156-106
4.	Oliver Purnell (2003-10)	138-88
5.	Joe Davis (1932-40)	101-86

CAREER RECORDS

Season Victories: 27
Brad Brownell, 2024-25

Home Victories
192, Brad Brownell (192-59), 2010-25

Road Victories
60, Brad Brownell, 2010-25

ACC Season Victories
18, Brad Brownell, 2024-25

ACC Home Victories
9, Brad Brownell, 2022-23; 2024-25

ACC Road Victories
9, Brad Brownell, 2024-25

ACC Regular Season Career Victories
146, Brad Brownell (146-128), 2010-25

Overall Wins vs. ACC Teams
154, Brad Brownell (154-141), 2010-25

Overall Winning Percentage
vs. ACC Teams: .520, Brad Brownell (154-142), 2010-25

Overall ACC Home Winning Percentage
.693, Brad Brownell (95-42), 2010-25

ABOUT BRAD BROWNELL

Born November 15, 1968
Hometown Evansville, Indiana
High School Harrison High School
Degree DePauw University (1991); history
Master's University of Indianapolis (1994); history

FAMILY

Wife Paula
Daughter Abby
Daughter Kate

COACHING EXPERIENCE

Years	School, Position
1991-92	Evansville, graduate assistant
1992-94	Indianapolis; assistant coach
1994-2002	UNC Wilmington, assistant coach
2002-06	UNC Wilmington, head coach
2006-10	Wright State, head coach
2010-pres.	Clemson, head coach

PLAYING EXPERIENCE

Years	
1988-91	DePauw University (Ranks seventh in school history in career assists - 332; 15th in steals - 102; 17th in free throw percentage - .782)
1989-90 Season	.899 free throw percentage; 132 assists, 47 steals (all top 10 single season; 2nd in FT, 10th in AST, 9th in STL)

COACHING HONORS

2003	Colonial Athletic Association Coach of the Year
2006	Colonial Athletic Association Coach of the Year
2008	Horizon League Coach of the Year
2018	Sports Illustrated College Basketball Coach of the Year

COACHING TREE

Zavier Anderson (Assistant coach at Florida International)
Nick Bowman (Assistant coach at UTSA)
Matt Bucklin (Assistant coach at Vanderbilt)
Tee Butters (Associate head coach at South Florida)
Kylen Butler (Assistant coach at Coastal Carolina)
Mark Byington (Head coach at Vanderbilt)
Austin Claunch (Head coach at UTSA)
Aaron Coombs (Head coach at Georgia Southwestern State)
Antonio Reynolds Dean (Associate head coach at Georgia)
Billy Donlon (Associate head coach at Clemson)
Jimmy Garrity (Head women's coach at Wofford)
Earl Grant (Head coach at Boston College)
Marty McGillan (Assistant coach at Longwood)
Riley McGillan (Assistant coach at Belmont Abbey)
Lucas McKay (Director of recruiting at Clemson)
AJ Morris (Video coordinator at Clemson)
Rick Ray (Assistant coach at Vanderbilt)
Richie Riley (Head coach at South Alabama)
Tanner Smith (Assistant coach at Appalachian State)

NBA DRAFT PICKS UNDER BROWNELL

2014	KJ McDaniels, 32nd to Philadelphia
2017	Jaron Blossomgame, 59th to San Antonio
2023	Hunter Tyson, 37th to Denver

BRAD BROWNELL'S YEAR-BY-YEAR COACHING RECORD

YEAR	SCHOOL	OVERALL	.PCT	CONF.	POSTSEASON
2002-03	UNC Wilmington	24-7	.744	15-3	NCAA, 1st round
2003-04	UNC Wilmington	15-15	.500	9-9	
2004-05	UNC Wilmington	19-10	.655	13-5	
2005-06	UNC Wilmington	25-8	.758	15-3	NCAA, 1st round
2006-07	Wright State	23-10	.697	13-3	NCAA, 1st round
2007-08	Wright State	21-10	.677	12-6	
2008-09	Wright State	20-13	.606	12-6	
2009-10	Wright State	20-12	.625	12-6	
2010-11	Clemson	22-12	.647	9-7	NCAA, 2nd round
2011-12	Clemson	16-15	.516	8-8	
2012-13	Clemson	13-18	.419	5-13	
2013-14	Clemson	23-13	.639	10-8	NIT, Semifinals
2014-15	Clemson	16-15	.516	8-10	
2015-16	Clemson	17-14	.548	10-8	
2016-17	Clemson	17-16	.515	6-12	NIT, 1st Round
2017-18	Clemson	25-10	.714	11-7	NCAA, Sweet 16
2018-19	Clemson	20-14	.588	9-9	NIT, 2nd Round
2019-20	Clemson	16-15	.516	9-11	No Postseason Due to COVID-19
2020-21	Clemson	16-8	.667	10-6	NCAA, 1st Round
2021-22	Clemson	17-16	.515	8-12	
2022-23	Clemson	23-11	.676	14-6	NIT, 1st Round
2023-24	Clemson	24-12	.667	11-9	NCAA, Elite Eight
2024-25	Clemson	27-7	.794	18-2	NCAA, 1st Round
2025-26	Clemson	3-0	1.000	0-0	

HEAD COACHING SUMMARY

at UNC Wilmington	83-40	.675	52-20
at Wright State	84-45	.651	49-21
at Clemson	295-196	.601	146-128
TOTALS	462-281	.622	247-169

NOTE: Conference record is regular season only.



NOTES

SERIES HISTORY VS. GEORGETOWN

- Clemson and Georgetown will meet for just the second time in program history after a neutral site meeting during the 2004-05 season.
- The Tigers and Hoyas faced off in Honolulu, Hawaii and Georgetown won that contest 75-60 in the Outrigger Rainbow Classic.
- Clemson has played in Washington, D.C. four times, all in the ACC Tournament dating back to the 2005 Tournament. The Tigers upset Maryland in the 2005 Tournament, winning 84-72 over the Terrapins.
- The Tigers have three players all-time that are from Washington, D.C., including all-time assist leader Grayson Marshall. A Tiger guard from 1984-88, Marshall played 122 games and totaled 857 assists to go with 906 points and 308 rebounds.
- Clemson has had two players play in the NBA for the Washington Wizards in the same building the Tigers will play the Hoyas.
- Chris Whitney (1991-93) played in the NBA from 1993-04 and spent 1995-02 playing for the Bullets/Wizards and also the 2003-04 season. He enjoyed his best season in 2001-02 scoring with 10.2 points per game. Whitney was drafted in the second round, 47th overall by the San Antonio Spurs in the 1993 NBA Draft.
- In eight seasons in Washington, Whitney played 463 of his 579 total games in the NBA, averaging 7.1 points, 3.0 assists and 1.5 rebounds per game.
- Trevor Booker (2006-10) played in the NBA from 2010-18 and spent his first four seasons (2010-14) playing for Washington. He was drafted by the Minnesota Timberwolves 23rd overall in the 2010 NBA Draft with his rights later traded to Washington on draft night.
- Booker spent four seasons in Washington, playing 235 of his 532 career games in the NBA. He averaged 6.4 points and 5.1 rebounds for the Wizards in his career.

CLEMSON RANKS FOURTH IN ACC IN WINS OVER LAST 8 SEASONS

- Head Coach Brad Brownell has led the Tigers to the fourth-most overall wins amongst ACC teams since 2017-18.
- The Tigers have won 90 games in the league, which ranks fourth in that same time frame.

MOST WINS SINCE 2017-18

(as of 11/14/25; ordered by ACC wins)

Rk	Team	2025-26	ACC	Overall	ACC
1.	Duke	3-0	0-0	223-60	115-39
2.	Virginia	3-0	0-0	193-70	109-44
3.	North Carolina	3-0	0-0	191-93	99-53
4.	CLEMSON	3-0	0-0	171-93	90-62
5.	Florida State	2-1	0-0	158-101	84-67
6.	Virginia Tech	3-0	0-0	156-106	75-74
7.	Syracuse	2-0	0-0	148-114	74-78
8.	Louisville	3-0	0-0	134-121	71-78
9.	NC State	3-0	0-0	154-112	69-84
10.	Miami	3-0	0-0	141-122	65-90
11.	Wake Forest	2-1	0-0	129-124	64-90
12.	Georgia Tech	3-0	0-0	122-132	61-91
13.	Notre Dame	3-0	0-0	132-131	61-93
14.	Pittsburgh	3-1	0-0	125-133	55-98
15.	Boston College	1-2	0-0	111-142	48-101
16.	SMU	3-0	0-0	143-105	13-7
17.	Stanford	3-0	0-0	136-124	11-9
18.	California	3-1	0-0	84-173	6-14

CLEMSON OPENS SEASON WITH CONSECUTIVE 25+ POINT VICTORIES

- Clemson has started the season 3-0 and has won each game by 50, 38 and 27 points, respectively.
- The last time the Tigers began a season with three consecutive 25+ point victories was in 2009-10.
- The only other occurrence in Clemson history was in 1917-18 in a five-game season.

CLEMSON'S CONSECUTIVE 25+ POINT VICTORIES TO START A SEASON

(Bottom opponent represents season opener)

Year	Opponent	Score	Margin
2025-26	Morehead State	83-56	+27
	Gardner-Webb	97-59	+38

	New Hampshire	88-38	+50
2005-06	S.C. State	79-38	+41
	Coppin State	102-71	+31
	Bethune-Cookman	84-55	+29
1917-18	Newberry	64-23	+41
	Wofford	50-22	+28
	Presbyterian	63-22	+41

CLEMSON HAS COMMITTED JUST 14 TURNOVERS IN FIRST THREE GAMES

- Clemson has committed 14 total turnovers in its first three games of the season, including a season-low three against Gardner-Webb in a 97-59 win on Nov. 7.
- That is the lowest amount for the first three games of a season dating back to the 1980-81 season.
- Clemson committed 14 in the first two games in 2012-13 and 16 in 2016-17.

CLEMSON'S FEWEST TURNOVERS IN FIRST THREE GAMES

(Since 1980-81)

Year	Date	Opponent	T.O.	W/L
2025-26	11-11-25	Morehead State	5	W, 83-56
	11-7-25	H-Gardner-Webb	3	W, 97-59
	11-3-25	H-New Hampshire	6	W, 88-38
2012-13	11-22-12	N-Gonzaga	8	L, 49-57
	11-16-12	A-Furman	8	W, 72-55
	11-12-12	H-Presbyterian	6	W, 77-44
2016-17	11-18-16	N-Xavier	12	L, 77-83
	11-17-16	N-Davidson	8	W, 95-78
	11-11-16	H-Georgia	8	W, 74-64

TIGERS TALLY 25 ASSISTS TO JUST THREE TURNOVERS

- In Clemson's 97-59 win over Gardner-Webb, the Tigers totaled 25 assists and committed just three turnovers.
- The 8.33 assist-to-turnover ratio is the third-highest for the program dating back to 1996-97. It is the highest when considering a team with 20 or more assists in the game in that span.
- The Tigers were led by Zac Foster who finished with five assists and zero turnovers against Gardner-Webb.
- All games on the list are games coached by Brad Brownell.

CLEMSON, HIGHEST ASSIST-TURNOVER RATIO IN GAME

(Since 1996-97)

Date	Opponent	Assists	Turnovers	A/TO
2-20-16	A-NC State	16	1	16.00
12-13-16	H-SC State	17	2	8.50
11-7-25	H-Gardner-Webb	25	3	8.33
2-26-25	H-Notre Dame	23	4	5.75
11-14-14	H-Florida A&M	21	5	4.20
2-21-24	A-Georgia Tech	21	5	4.20

- The Tigers have totaled 25 or more assists in three games under Brad Brownell. The chart below lists all games Clemson has collected 25 or more in a game dating back to 1980-81.
- Clemson is 48-5 in games during that span it has posted 25 or more assists and has won its last 24 games (24-0 since 1987).

CLEMSON, GAMES WITH 25+ ASSISTS

(Since 1980-81)

Date	Opponent	Assists	Turnovers	W/L
11-7-25	H-Gardner-Webb	25	3	W, 97-59
11-24-23	H-Alcorn State	26	7	W, 90-69
2-22-23	H-Syracuse	28	7	W, 91-73
12-16-09	A-East Carolina	25	11	W, 80-63
11-12-07	H-Furman	26	16	W, 91-46
12-23-06	H-Western Carolina	25	15	W, 103-60
11-29-06	A-Minnesota	26	18	W, 90-68
11-21-05	H-Coppin State	30	17	W, 102-71
11-19-04	H-Hampton	25	17	W, 98-54
2-13-02	H-Wake Forest	26	16	W, 118-115^^
12-3-94	H-Winthrop	27	10	W, 98-71
11-29-94	H-Charleston Southern	27	13	W, 96-66
12-1-93	A-Charleston Southern	25	35	W, 120-103
12-2-92	H-Liberty	28	15	W, 93-68
11-30-91	H-Morehead State	27	24	W, 114-69

QUICK FACTS - CLEMSON

Nickname	Tigers
Location	Clemson, S.C. 29633
Colors	Tiger Orange and Regalia
Founded	1889
Enrollment	27,341
President	Dr. James P. Clements (Maryland-Baltimore County '86)
Director of Athletics	Graham Neff (Georgia Tech '06)
Conference	Atlantic Coast Conference
Facility (Capacity)	Littlejohn Coliseum (9,000)
Year Opened	1968 (Renovated 2015-16)
Record at Facility	624-217
Record Crowd	13,863 (Jan. 9, 1980 vs. Duke)
Head Coach	Brad Brownell (DePauw '91)
Years as full-time college coach (inc. GA)	34
Winning seasons (HC & Asst. & GA)	28
Record as a head coach	462-281
Record at Clemson	295-196
First Year of Basketball	1911-12
Seasons of Basketball	114
Overall Record	1452-1374-1

1-16-91	H-Western Carolina	26	14	W, 103-82
12-17-90	H-S.C. State	29	20	W, 103-83
2-12-90	H-NC State	26	23	W, 89-81
1-25-90	H-Georgia Tech	25	16	W, 91-90
12-9-89	H-Radford	29	14	W, 114-76
3-4-89	H-Georgia Tech	26	15	W, 81-79^
1-18-89	H-Youngstown State	31	14	W, 104-74
3-5-88	H-Georgia Tech	25	12	W, 97-94^^
12-29-87	H-Florida International	31	19	W, 98-47
12-15-87	H-Southern Miss	26	24	L, 85-88
2-21-87	A-North Carolina	25	11	L, 80-96
1-24-87	H-Duke	28	21	L, 103-105^
1-12-87	H-Florida International	26	15	W, 108-55
12-29-86	H-Delaware State	28	17	W, 95-42
2-13-86	H-Florida A&M	28	18	W, 96-52
12-2-85	H-Rider	27	16	W, 101-63
11-25-86	H-Maryland-Eastern Shore	28	19	W, 83-57
3-2-85	H-Winthrop	27	11	W, 100-55
1-11-84	H-Georgia Tech	25	20	W, 79-69
1-4-84	H-Saint Francis	36	15	W, 97-63
12-19-83	H-Baylor	31	9	W, 102-52
12-10-83	H-The Citadel	29	23	W, 92-70
11-26-83	H-Wagner	31	21	W, 105-55
3-5-83	H-Illinois-Chicago	27	17	W, 92-88
2-16-83	H-Wake Forest	27	16	L, 82-86
2-5-83	H-Baptist	29	11	W, 81-60
12-15-82	H-Campbell	28	13	W, 76-59
12-11-82	H-Presbyterian	26	16	W, 95-69
12-2-81	H-Austin Peay	29	13	W, 102-53
11-27-81	H-Bowling Green	36	10	W, 109-91
2-28-81	H-Baltimore	31	14	W, 91-69
2-12-81	A-Maryland	27	11	L, 70-72
2-8-81	H-South Carolina	32	8	W, 115-91
2-4-81	A-NC State	26	11	W, 82-76
1-14-81	H-The Citadel	29	12	W, 82-58
12-16-80	H-West Virginia Tech	26	22	W, 124-70
12-13-80	H-Illinois Tech	32	6	W, 108-41
12-3-80	H-Samford	26	29	W, 102-59

^ - signifies one overtime period

SEASON OPENING DOMINANCE

- Clemson has won 40-out-of-41 games (40-1) to open a season, which dates back to the 1985-86 season.
- Head coach Brad Brownell is 15-1 in season openers at Clemson.

BRAD BROWNELL SEASON OPENERS AT CLEMSON

(15-1)

Date	Opponent	H/A/N	Score
11-3-25	New Hampshire	H	W, 88-38
11-4-24	Charleston Southern	H	W, 91-64
11-6-23	Winthrop	H	W, 78-56
11-7-22	The Citadel	H	W, 80-69
11-9-21	Presbyterian	H	W, 64-53
11-25-20	Mississippi State	N1	W, 53-42
11-5-19	Virginia Tech	H	L, 60-67

NOTES

11-6-18	The Citadel	H	W, 100-80
11-10-17	Western Carolina	H	W, 85-57
11-11-16	Georgia	H	W, 74-64
11-13-15	NC Central	H	W, 74-40
11-14-14	Florida A&M	H	W, 86-41
11-8-13	Stetson	H	W, 71-56
11-12-12	Presbyterian	H	W, 77-44
11-11-11	Gardner-Webb	H	W, 65-44
11-13-10	Western Carolina	H	W, 87-64

(N1 - Space Coast Challenge, Melbourne, Fla.)

HISTORIC SEASON OPENER FOR CLEMSON

- Clemson defeated New Hampshire 88-38 on Nov. 3 to open the season.
- The 38 points allowed were the fewest allowed by Clemson in a season opener since Dec. 11, 1946 when it beat Erskine 58-30.
- The 50-point margin of victory was the largest in a season opener since a 105-55 win over Wagner on Nov. 26, 1983.

CLEMSON WHEN ALLOWING 40 OR LESS POINTS

- Clemson has allowed 40 points or less on 12 occasions during Brownell's tenure as head coach.
- The Tigers have accomplished this feat three times during ACC play.
- The 39 points surrendered to the Demon Deacons on Feb. 24, 2021 were the second-fewest they have scored at home in the ACC Era (since 1953).

GAMES CLEMSON HAS ALLOWED LESS THAN 40 POINTS

(Brad Brownell Era)
(12-0)

Date	Opponent	H/A/N	W/L	Score
11-3-25	New Hampshire	H	W	88-38
2-24-21	Wake Forest	A	W	60-39
12-2-20	South Carolina State	H	W	75-38
12-20-19	Jacksonville	H	W	68-39
2-3-18	Wake Forest	H	W	64-37
11-13-15	NC Central	H	W	74-40
12-14-13	Furman	H	W	71-35
11-29-13	Coastal Carolina	H	W	69-40
11-13-13	Delaware State	H	W	58-37
2-21-12	Georgia Tech	A	W	56-37
12-17-11	Winthrop	H	W	60-40
12-17-10	Savannah State	H	W	61-40

CLEMSON'S RETURNING PRODUCTION IN 2025-26

- Clemson returns just one player that saw action on the court for the Tigers last season – senior guard Dillon Hunter.
- The Tigers added six transfers and four freshmen to go with Hunter and two redshirt players from last season – Ace Buckner and Dallas Thomas.
- Accounting for Hunter's 5.4 points per game last season, that total is the fourth-fewest in the ACC and the 12th-fewest amongst major conference teams (ACC, Big 12, Big East, Big Ten, SEC).
- While the fourth-fewest in the ACC, the Tigers are the only team of the four to not get a new coach.

DIVISION I, MAJOR CONFERENCES, LOWEST SUM OF PPG FOR PLAYERS ON TEAM LAST SEASON

(ACC, Big 12, Big East, Big Ten, SEC)

Team	Players	Added	Returning
Baylor	15	88.9	–
Indiana	17	135.7	0.0
Miami (Fla.)	13	45.0	–
UCF	16	93.7	0.0
West Virginia	15	90.7	–
Maryland	16	56.4	0.2
Virginia	15	76.4	0.8
Xavier	16	94.8	1.0
Texas A&M	15	106.8	1.5
Arizona State	16	91.5	3.6
NC State	15	78.0	4.7
CLEMSON	13	65.4	5.4

CLEMSON RANKS FIFTH IN OVERALL WIN PERCENTAGE DURING BROWNELL ERA

- Clemson Basketball ranks fifth in the ACC dating back to the 2010-11 season in overall win percentage.

BEST WIN PERCENTAGE AMONG ACC TEAMS SINCE 2010

(as of 11/14/25; ordered by win percentage)

Rk	Team	25-26	Games	Wins	Losses	Pct.
1.	Duke	3-0	537	426	111	.793
2.	Virginia	3-0	504	367	137	.728
3.	North Carolina	3-0	547	393	154	.718
4.	Florida State	2-1	500	309	191	.618
5.	CLEMSON	3-0	491	295	196	.601

BEST WIN PERCENTAGE AMONG ACC TEAMS IN LEAGUE PLAY SINCE 2010

(as of 11/3/25; ordered by win percentage)

Rk	Team	25-26	Games	Wins	Losses	Pct.
1.	Duke	0-0	276	205	71	.743
2.	Virginia	0-0	275	192	83	.698
3.	North Carolina	0-0	274	191	83	.697
4.	Florida State	0-0	273	153	120	.560
5.	CLEMSON	0-0	274	146	128	.533

CLEMSON BOASTS SCHOOL'S ACTIVE ALL-TIME WINNINGEST COACHES IN FOOTBALL AND MEN'S BASKETBALL

- Clemson is the only Power 4 institution that currently has its all-time winningest coaches leading its football and men's basketball program.
- Head Coach Brad Brownell became the school's all-time winningest coach on Jan. 14, 2020 with a 79-72 win over No. 3 Duke in Littlejohn Coliseum.
- The win gave him the victory to surpass Cliff Ellis as the all-time wins leader in school history.
- Since then, Brownell has won 115 games at Clemson and sits at 294 victories will the head coach of the Tigers.
- Head Coach Dabo Swinney won his 166th career game and passed Head Coach Frank Howard as the all-time wins leader in Clemson history with a 31-23 win over No. 12 Notre Dame.
- Swinney currently has 184 career wins as the head coach of the Tigers.

CLEMSON'S THREE-YEAR RUN

- Clemson has been on quite a three-year run. The Tigers were 23-11 in 2022-23, 24-12 in 2023-24 and 27-7 last season. That is a three-year record of 74-30.
- With the win over Virginia Tech last season, Clemson set a school mark for total victories in three consecutive years. Clemson won 72 games over the 2006-07 (25-11), 2007-08 (24-10) and 2008-09 (23-9) campaigns. That three year run finished at 72-30.
- Nothing can compare to Clemson's record in ACC play over the last three years. The Tigers have gone 14-6, 11-9 and 18-2 in ACC play over the last three years for a 43-17 (.717) record. That includes a 19-11 ACC road record.
- This is just the second time Clemson has had a winning record in at least three consecutive ACC seasons. Clemson had four consecutive winning league seasons from 2007-08 through 2010-11.
- Clemson finished 18-2 in the ACC this season, third in the league. The Tigers finished 11-9 in 2023-24 and have now gone 29-11 over the last two seasons.
- The .725 winning percentage is the highest in program history over the course of back-to-back seasons in the ACC dating back to 1953-54.
- The Tigers three-year run in conference play from 2022-25 is only matched by a Clemson team 76 years ago toward the end of the Tigers' tenure in the Southern Conference.

CLEMSON'S MOST SUCCESSFUL THREE-YEAR RUNS IN CONFERENCE PLAY

Years	ACC Record	Pct.	Total Record	Pct.
2024-25	18-2	.900	43-17	.717
2023-24	11-9	.500		
2022-23	14-6	.700		

Years	SoCon Record	Pct.	Total Record	Pct.
1951-52	11-4	.733	28-16	.636
1950-51	9-4	.692		
1949-50	8-8	.500		

BRAD BROWNELL VS. 2025-26 OPPONENTS

Opponent	at Clemson	Overall
Alabama	3-2	3-2
Alabama A&M	1-0	1-0
Boston College	14-6	14-6
BYU	0-0	0-0
California	2-0	2-0
Cincinnati	0-0	0-0
Duke	5-13	5-14
Florida State	15-17	15-17
Gardner-Webb	2-1	2-1
Georgetown	0-0	0-0
Georgia Tech	22-10	22-10
Louisville	6-8	6-8
Mercer	1-0	1-0
Miami (Fla.)	10-11	10-11
Morehead State	2-1	2-1
New Hampshire	1-0	1-0
North Alabama	0-0	0-0
North Carolina	5-14	5-16
NC State	15-10	15-11
Notre Dame	4-9	4-9
Pittsburgh	13-2	13-3
South Carolina	7-7	7-7
SMU	2-1	2-1
Stanford	1-0	1-0
Syracuse	9-6	9-6
Virginia	4-16	4-16
Virginia Tech	11-12	11-12
Wake Forest	16-4	16-5
West Virginia	0-2	0-2

CLEMSON VS. 2025-26 OPPONENTS

Opponent	Overall
Alabama	8-5
Alabama A&M	1-0
Boston College	22-10
BYU	2-0
California	2-1
Cincinnati	1-3
Duke	34-113
Florida State	41-46
Gardner-Webb	5-1
Georgetown	0-1
Georgia Tech	79-69
Louisville	6-11
Mercer	7-4
Miami (Fla.)	18-17
Morehead State	3-1
New Hampshire	1-0
North Alabama	0-0
North Carolina	25-136
NC State	61-106
Notre Dame	4-9
Pittsburgh	13-3
South Carolina	81-93
SMU	3-1
Stanford	1-0
Syracuse	11-6
Virginia	55-82
Virginia Tech	20-24
Wake Forest	68-102
West Virginia	1-5

CLEMSON'S MOST SUCCESSFUL TWO-YEAR RUNS IN ACC

Years	ACC Record	Pct.	Total Record	Pct.
2024-25	18-2	.900	29-11	.725
2023-24	11-9	.550		
2023-24	11-9	.550	25-15	.625
2022-23	14-6	.700		
1989-90	10-4	.714	17-11	.607
1988-89	7-7	.500		
1966-67	9-5	.643	17-11	.607
1965-66	8-6	.571		
2008-09	9-7	.562	19-13	.594
2007-08	10-6	.625		

A RECORD SETTING PERFORMANCE AGAINST THE ACC

- Clemson has had its best performance in Atlantic Coast Conference games this year. Here is a list of some of the more noteworthy accomplishments in league play:
- Posted a 18-2 record, four more wins than the previous Clemson record for any league schedule (14-6 in 2022-23).

NOTES

LITTLEJOHN COLISEUM

First Game: Nov. 30, 1968 (Clemson 76, Georgia Tech 72)
Games: 841
Overall Record: 624-217 (.742)
Non-Conference: 377-45 (.893) | ACC: 249-172 (.591)
Brownell Era: 176-55 (.762) | Non-Con: 87-13 (.870) | ACC: 89-40 (.690)
Total Attendance (Avg.): 6,784,084 (8,067)
Total Attendance (Avg. Minus COVID-19): 6,762,481 (8,158)
Most Wins / Season: 16 (2006-07; 2013-14)

LITTLEJOHN COLISEUM HOME RECORD				
Year	Overall	Pct.	Attn.	Avg.
1968-69	4-7	.364	55,150	5,014
1969-70	6-5	.546	50,877	4,625
1970-71	8-4	.667	63,488	5,291
1971-72	6-4	.600	81,278	8,128
1972-73	9-2	.818	85,750	7,795
1973-74	9-4	.692	103,519	7,963
1974-75	11-1	.917	113,515	9,460
1975-76	8-5	.615	107,220	8,248
1976-77	13-2	.867	134,841	8,883
1977-78	10-5	.667	138,115	9,208
1978-79	13-3	.813	144,535	9,033
1979-80	15-0	1.000	130,900	8,727
1980-81	12-4	.750	145,792	9,112
1981-82	11-5	.688	139,731	8,733
1982-83	9-7	.563	131,063	8,191
1983-84	11-5	.688	129,600	8,100
1984-85	12-4	.750	130,136	8,134
1985-86	14-5	.737	144,699	7,616
1986-87	15-2	.882	142,274	7,328
1987-88	12-4	.750	117,250	7,328
1988-89	13-1	.929	114,123	8,151
1989-90	14-0	1.000	122,540	8,753
1990-91	9-7	.563	121,314	7,582
1991-92	12-4	.750	114,691	7,168
1992-93	11-5	.688	113,803	7,113
1993-94	11-4	.733	108,074	7,205
1994-95	11-5	.688	116,754	7,297
1995-96	14-2	.875	150,037	9,377
1996-97	12-3	.800	147,019	9,801
1997-98	11-3	.786	156,103	11,151
1998-99	12-3	.800	141,728	9,449
1999-00	7-9	.438	142,679	8,918
2000-01	9-7	.563	137,909	8,619
2001-02	8-8	.500	139,954	8,747
2002-03	5-4	.555	80,600	8,956
2003-04	10-6	.625	122,900	7,681
2004-05	10-5	.667	111,886	7,459
2005-06	12-4	.750	106,251	6,641
2006-07	16-4	.800	147,122	7,356
2007-08	14-2	.875	137,739	8,609
2008-09	13-3	.813	135,619	8,476
2009-10	14-2	.875	151,442	9,465
2010-11	15-2	.882	140,920	8,289
2011-12	11-5	.688	125,249	7,828
2012-13	8-7	.533	118,305	7,887
2013-14	16-3	.842	142,231	7,486
2014-15	11-6	.611	129,800	7,635
2015-16	Home games held in Greenville, S.C. due to renovation			
2016-17	11-6	.611	123,442	7,262
2017-18	15-1	.938	123,895	7,743
2018-19	14-5	.737	133,290	7,015
2019-20	11-6	.647	116,139	6,832
2020-21*	11-1	.912	21,613	1,801
2021-22	11-5	.688	106,578	6,662
2022-23	15-2	.882	110,795	6,518
2023-24	12-4	.750	123,289	7,706
2024-25	15-2	.882	140,211	8,248
2025-26	3-0	1.000	21,013	7,005

* - limited capacity due to COVID-19 regulations and protocols (1,876 max capacity).

Largest Crowds			
Attendance	Date	W/L	Results
13,863	1-9-1980	W	Clemson 87, Duke 82 (OT)
13,136	2-28-1990	W	Clemson 97, Duke 93
12,632	1-29-1977	W	Clemson 93, UNC 73
12,611	1-7-1987	W	Clemson 73, NC State 69
12,267	1-19-1981	L	Virginia 74, Clemson 59
12,258	1-17-1981	L	Maryland 68, Clemson 62 (OT)
12,013	2-24-1990	W	Clemson 69, UNC 61
11,909	1-11-1978	L	Duke 107, Clemson 85
11,800	1-22-1975	W	Clemson 83, Maryland 82
11,800	2-22-1975	W	Clemson 92, NC State 70
11,800	1-24-1976	L	Virginia 69, Clemson 62
11,742	1-23-1988	W	Clemson 69, S. Carolina 65

Note: The arena was named for J.C. Littlejohn, a long-time Clemson University employee, for many years the school's business manager.

• Fifteen of the 18 wins have been by double digits, the most in a season in school history. The previous record was nine double-digit wins among the 14 conference victories in 2022-23.

• Clemson finished its ACC road schedule with a 9-1 mark. It is four more ACC road wins than any previous season. The 1986-87 (5-2), 2022-23 (5-5) and 2023-24 (5-5) all had five ACC road wins.

• The 9-1 ACC road record has a .900 winning percentage, by far a Clemson record for winning percentage in ACC road games. The previous record was the 5-2 mark by Horace Grant's 1986-87 team that posted a .714 winning percentage in ACC road games.

• Clemson has also established a school mark for ACC winning percentage with its 18-2 record, a .900 winning percentage. The previous best were the 10-4 records of the 1986-87 and 1989-90 teams. Those teams won .714 of their league games.

• Clemson won its final eight ACC road games, the longest streak of ACC road wins in school history. It is three more than the previous record of five set in 1986-87. That Clemson team won its first five ACC road games before losing at Duke and North Carolina to end its ACC road schedule.

• When Clemson defeated Boston College on March 5 it gave the Tigers at least one victory over 16 of the other 17 ACC schools. Louisville is the only ACC team Clemson has not defeated this year as the Cardinals defeated Clemson 74-64 in Louisville on Jan. 7.

• Clemson's +11.2 points per game victory margin is also a school record for league games.

• Clemson set a school record for consecutive ACC wins regardless of site with its win over Virginia Tech. Clemson finished the regular season winning eight straight ACC games. The previous mark of seven was set in 1966-67 and 2022-23.

CLEMSON SETS RECORD FOR MOST WINS IN PROGRAM HISTORY

• Clemson won its 27th game of the season against SMU in the quarterfinals of the ACC Tournament in Charlotte on March 13.

• The Tigers set a program record for regular season wins against Virginia Tech with their 26th victory, but set a new program standard with its 27th against SMU.

CLEMSON SETS RECORD FOR WINS IN REGULAR SEASON

• Clemson won its 26th game of the regular season against Virginia Tech on March 8. That set the school record for regular season victories, surpassing the 1986-87 team that had a 25-4 record in the regular season before losing in the first round the ACC Tournament and the first round of the NCAA Tournament.

• That 1986-87 team ran to a 24-2 record, including 10-2 in the ACC and won its first eight road games and its first 10 games away from home. Clemson was the last team in the nation to suffer a loss away from home that year. The streak was finally broken when point guard Grayson Marshall suffered a sprained ankle at Duke and the Tigers lost, 65-59.

• The victory over the Hokies tied the mark for overall wins on the court in a season.

• The No. 12 ranking in the AP Poll is Clemson's highest entering the NCAA Tournament in school history.

CLEMSON POSTSEASON SUCCESS SINCE 2018

• The Clemson Tigers are one of 19 teams since 2018 to have gone to at least four NCAA Tournaments and reached at least two Sweet 16's and one Elite Eight in that time frame.

• The list includes: Alabama, Arkansas, Auburn, **CLEMSON**, Creighton, Duke, Gonzaga, Houston, Kentucky, Michigan, Michigan State, North Carolina, Purdue, San Diego State, Tennessee, Texas Tech, UCLA, UConn, Villanova.

CLEMSON VERSUS THE SOUTHEASTERN CONFERENCE

• Since 2016-17 the Clemson Tigers are 14-5 against members of the SEC.

• The Tigers play many games against the SEC, including an annual game against the South Carolina Gamecocks.

• Five of the games have occurred with Clemson unranked and its opponent ranked in the AP Poll.

TIGERS IN THE NBA

Randy Mahaffey, F
Kentucky Colonels 1968-69
New York Nets 1969-70
Carolina Cougars 1970-71

Skip Wise, G
San Antonio Spurs 1975-76

Tree Rollins, C
Atlanta Hawks 1978-88
Cleveland Cavaliers 1989-90
Detroit Pistons 1990-91
Houston Rockets 1991-93
Orlando Magic 1993-95

Larry Nance, F
Phoenix Suns 1982-88
Cleveland Cavaliers 1988-94

Horace Grant, F
Chicago Bulls 1988-94
Orlando Magic 1994-99, 2001-03
Seattle Supersonics 1999-2000
Los Angeles Lakers 2000-01, 2003-04

Devin Gray, F
San Antonio Spurs, Sacramento Kings 1996-97
Houston Rockets 1999-2000

Elden Campbell, C
Los Angeles Lakers 1990-99
Charlotte/New Orleans Hornets 1999-2002
Seattle Supersonics 2002-03
Detroit Pistons 2003-05

Dale Davis, F
Indiana Pacers 1991-2000, 2004-05
Portland Trailblazers 2000-04
Golden State Warriors 2004-05
Detroit Pistons 2005-07

Chris Whitney, G
San Antonio Spurs 1993-95
Washington Wizards 1995-2002, 2003-04
Denver Nuggets 2002-03
Orlando Magic 2002-03

Sharone Wright, C
Philadelphia 76ers 1994-95
Toronto Raptors 1995-98

Greg Buckner, G
Dallas Mavericks 1999-2002, 2006-07
Philadelphia 76ers 2002-04
Denver Nuggets 2004-06
Minnesota Timberwolves 2007-08
Memphis Grizzlies 2008-09

Harold Jamison, F
Miami Heat 1999-2000
Los Angeles Clippers 2001-02

Will Solomon, G
Memphis Grizzlies 2001-02
Toronto Raptors, Sacramento Kings 2008-09

Trevor Booker, F
Washington Wizards 2010-14
Utah Jazz 2014-16
Brooklyn Nets 2016-18
Indiana Pacers 2018

K.J. McDaniels, G
Philadelphia 76ers 2014-15
Houston Rockets 2015-17
Brooklyn Nets 2017
Toronto Raptors 2017

Jaron Blossomgame, F
Cleveland Cavaliers 2018-19

Donte Grantham, F
Oklahoma City Thunder 2018-19

Hunter Tyson, F
Denver Nuggets 2023-pres.

PJ Hall, F
Denver Nuggets 2024-25
Memphis Grizzlies 2025-pres.

NOTES

1,000 POINT SCORERS

CLEMSON TIGER BASKETBALL 1,000-POINT CLUB

Rk	Name	Years	GP	Avg	Pts
1.	Elden Campbell*	1986-90	123	15.3	1880
2.	Terrell McIntyre*	1995-99	126	14.6	1839
3.	Butch Zatezalo*	1967-70	75	23.5	1761
4.	Greg Buckner*	1994-98	122	14.4	1754
5.	Jaron Blossomgame	2013-17	128	13.5	1733
6.	Trevor Booker*	2006-10	134	12.9	1725
7.	Chase Hunter	2019-25	163	10.6	1720
8.	PJ Hall	2020-24	120	14.2	1702
9.	Horace Grant*	1983-87	122	13.9	1696
10.	K.C. Rivers*	2005-09	134	12.6	1684
11.	Dale Davis*	1987-91	121	13.6	1650
12.	Bill Yarborough*	1952-57	85	18.3	1553
13.	Vincent Hamilton*	1980-85	116	13.2	1530
14.	Marcquise Reed	2016-19	99	15.0	1484
15.	Cliff Hammonds*	2004-08	134	10.9	1465
16.	Tree Rollins*	1973-77	110	13.3	1463
17.	Will Solomon	1998-01	94	15.2	1431
18.	Stan Rome	1974-78	109	12.5	1365
	Demontez Stitt	2007-11	126	10.8	1365
20.	Vince Yockel*	1955-58	74	18.2	1350
21.	Larry Nance*	1977-81	117	11.5	1341
22.	Devin Gray	1991-95	94	14.1	1322
23.	Jim Brennan*	1961-64	76	17.3	1317
24.	Sharone Wright*	1991-94	92	14.2	1308
25.	Vernon Hamilton	2003-07	127	9.7	1238
26.	Harold Jamison	1995-99	129	9.5	1231
27.	Jim Sutherland*	1964-67	71	17.3	1230
28.	Edward Scott*	1999-03	112	10.9	1226
29.	Andre Young	2008-12	129	9.5	1223
30.	Shawan Robinson	2002-06	120	9.8	1177
31.	Randy Mahaffey*	1964-67	73	16.0	1171
32.	Sharrod Ford	2001-05	118	9.8	1154
	Devin Booker	2009-13	128	9.0	1154
34.	Hunter Tyson	2018-23	140	8.1	1132
35.	Choppy Patterson*	1959-63	76	14.8	1131
36.	Jerry Pryor	1985-89	123	9.1	1124
37.	Aamir Simms	2017-21	122	9.2	1122
38.	Donte Grantham	2014-18	114	9.6	1100
39.	Shelton Mitchell	2016-19	94	11.6	1084
40.	Billy Williams*	1977-80	85	12.7	1078
41.	Johnny Snee	1948-52	82	13.1	1077
42.	Colon Abraham	1874-78	106	10.0	1061
43.	K.J. McDaniels	2011-14	94	11.0	1035
44.	Richie Mahaffey	1966-70	75	13.6	1019
45.	Derrick Johnson	1975-79	111	9.1	1014
46.	Fred Gilliam	1979-83	115	8.8	1010

Note: Names in bold played for Head Coach Brad Brownell; * - signifies Clemson Hall of Fame

CLEMSON VS. SOUTHEASTERN CONFERENCE

(Games since 2016-17)
(14-5)

Date	Opponent	H/A/N	AP (CU/Opp)	Score
12-17-24	South Carolina	A	25/NR L, 88-91 (OT)	
12-3-24	Kentucky	H	NR/4 W, 70-66	
3-30-24	Alabama	N1	NR/19 L, 82-87	
12-6-23	South Carolina	H	24/NR W, 72-67	
11-28-23	Alabama	A	NR/23 W, 85-77	
11-11-23	South Carolina	A	L, 58-60	
12-18-21	South Carolina	H	W, 70-56	
12-12-20	Alabama	N2	W, 64-56	
11-25-20	Mississippi State	N3	W, 53-42	
12-8-19	South Carolina	H	L, 54-67	
12-22-18	South Carolina	A	W, 78-68	
12-8-18	Mississippi State	N4	L, 71-82	
11-20-18	Georgia	N5	W, 64-49	
3-18-18	Auburn	N6	W, 84-53	
12-19-17	South Carolina	H	W, 64-48	
12-16-17	Florida	N7	NR/22 W, 71-69	
12-21-16	South Carolina	A	NR/20 W, 62-60	
12-18-16	Alabama	A	W, 67-54	
11-11-16	Georgia	H	W, 74-64	

(N1 - NCAA Tournament, Los Angeles, Calif.; N2 - Holiday Hoopsgiving, Atlanta, Ga.; N3 - Space Coast Challenge, Melbourne, Fla.; N4 - Never Forget Tribute Classic, Newark, N.J.; N5 - Cayman Islands Classic, Cayman Islands; N6 - NCAA Tournament, San Diego, Calif.; N7 - Orange Bowl Classic, Sunrise, Fla.)

REGULAR SEASON TOURNAMENTS UNDER BROWNELL

- Since the 2010-11 season, Clemson is 23-16 in regular season tournaments, including wins over San Francisco and Penn State in last year's Sunshine Slam.
- The Tigers defeated UAB and Davidson in the 2023 Asheville Championship to clinch the title.
- Clemson defeated Mississippi State and Purdue in the 2020 Space Coast Challenge to clinch the tournament championship.

CLEMSON REGULAR SEASON TOURNAMENT CHAMPIONSHIPS

- The Tigers have won 30 regular season championships in history.
- The 2024 Sunshine Slam marked the third won by Head Coach Brad Brownell at Clemson and the second consecutive after winning the 2023 Asheville Championship.

CLEMSON REGULAR SEASON TOURNAMENT CHAMPIONSHIPS

Year	Tournament	Site	Victories
2024-25	Sunshine Slam	Daytona Beach, Fla.	San Fran, Penn State
2023-24	Asheville Champ.	Asheville, N.C.	UAB, Davidson
2020-21	Space Coast	Melbourne, Fla.	Miss. St., Purdue
2008-09	Charleston Classic	Charleston, S.C.	Hofstra, TCU, Temple
2006-07	Cox Comm. Classic	Norfolk, Va.	A-State, Monmouth
2005-06	San Juan Shootout	San Juan, P.R.	PR-Mayaguez, Holy Cross, Akron
1990-91	FIU Invite	Miami, Fla.	Coppin St., Fla. Atlantic
1986-87	Hawaii Pacific Inv.	Honolulu, Hawaii	Fordham, Hawaii, Pacific
1986-87	TCBY Invite	Little Rock, Ark.	Delaware St., UALR
1986-87	IPTAY Invite	Clemson, S.C.	Georgia St., Boston U.
1985-86	IPTAY Invite	Clemson, S.C.	ETSU, South Fla.
1984-85	Music City Invite	Nashville, Tenn.	UMass, Vandy
1984-85	IPTAY Invite	Clemson, S.C.	Campbell, South Fla.
1983-84	IPTAY Invite	Clemson, S.C.	Marquette, Furman
1981-82	IPTAY Invite	Clemson, S.C.	Bowling Green, Stetson
1980-81	Rainbow Classic	Honolulu, Hawaii	La. Tech, Indiana, Hawaii
1980-81	IPTAY Invite	Clemson, S.C.	Cornell, Fairfield
1979-80	IPTAY Invite	Clemson, S.C.	Siena, MTSU
1978-79	Sun Bowl	El Paso, Texas	UTEP, Texas Tech
1978-79	IPTAY Invite	Clemson, S.C.	Brown, Kent State
1977-78	Charleston Invite	Charleston, S.C.	Catholic, Canisius
1977-78	IPTAY Invite	Clemson, S.C.	TCU, Rhode Island
1976-77	IPTAY Invite	Clemson, S.C.	Yale, Florida State
1975-76	Charlotte Invite	Charlotte, N.C.	BC, Davidson
1973-74	Poinsettia Classic	Greenville, S.C.	Delaware, Furman
1973-74	IPTAY Invitational	Clemson, S.C.	Auburn, St. John's
1971-72	Poinsettia Classic	Greenville, S.C.	Holy Cross, Auburn
1966-67	Poinsettia Classic	Greenville, S.C.	LSU, Furman
1965-66	Poinsettia Classic	Greenville, S.C.	Ole Miss, Manhattan
1955-56	Gator Bowl	Jacksonville, Fla.	LSU, South Carolina

GAMES WITH AT LEAST 40.0 PERCENT 3-POINT SHOOTING

- Below is yearly rundown of games Clemson has shot at least 40 percent on three-point shots, total games played and Clemson's record when shooting at least 40 percent on threes.

GAMES WITH 40.0 PERCENT 3-POINT SHOOTING

Year	40% Games-Total Games	W-L
1986-87	18-31	16-2
1987-88	8-29	4-4
1988-89	10-30	8-2
1989-90	10-35	8-2
1990-91	8-28	4-4
1991-92	14-28	7-7
1992-93	10-30	8-2
1993-94	13-34	10-3
1994-95	11-28	7-4
1995-96	8-29	5-3
1996-97	6-33	6-0
1997-98	11-32	8-3
1998-99	9-35	4-5
1999-00	11-30	4-7
2000-01	7-31	2-5
2001-02	9-30	5-4
2002-03	9-28	6-3
2003-04	6-28	4-2
2004-05	7-32	5-2
2005-06	7-32	6-1
2006-07	11-36	8-3

CLEMSON BIRTHDAYS

February 22	Dallas Thomas
March 5	Jestin Porter
March 8	Ace Buckner
April 12	Jake Wahlin
April 16	Dillon Hunter
April 26	Blake Davidson
May 27	Zac Foster
June 10	RJ Godfrey
June 25	Butta Johnson
July 20	Carter Welling
September 6	Trent Steinhour
October 24	Chase Thompson
November 15	Brad Brownell
November 26	Nick Davidson

2007-08	12-34	10-2
2008-09	11-32	9-2
2009-10	13-34	12-1
		166-73

BROWNELL ERA

2010-11	10-34	6-4
2011-12	12-31	8-4
2012-13	9-31	9-0
2013-14	6-36	4-2
2014-15	3-31	3-0
2015-16	8-31	5-3
2016-17	10-33	7-3
2017-18	12-35	12-0
2018-19	8-34	6-2
2019-20	5-31	5-0
2020-21	9-24	6-3
2021-22	15-33	11-4
2022-23	12-33	11-1
2023-24	11-36	11-0
2024-25	15-34	14-1
		118-27

TOTAL **284-100 (.740)**

- Clemson is 118-27 under Brownell when the Tigers make at least 40.0 percent on 3-point shots.

CLEMSON CONSISTENTLY EXCEEDING PRESEASON EXPECTATIONS

- Clemson was picked to finish fourth in the ACC at the 2024 ACC Tipoff in Charlotte, as voted on by selected media members.
- Fourth is the highest the Tigers have been picked in the preseason media poll since the 2023-24/2008-09 seasons. Clemson was picked fifth those seasons.
- The Tigers were picked to finished fifth in the ACC last season, as voted on by selected media members.
- In 2022-23, the Tigers were picked 11th in the preseason poll, the Tigers finished with a 14-6 mark, the most conference wins in program history, the Tigers finished eight spots ahead of their projected finish.
- Clemson has exceeded the preseason poll projection 12 times in Head Coach Brad Brownell's 15 full seasons leading the program.
- With a 10-6 record in 2020-21, Clemson finished the season in a tie for fifth place in the ACC standings entering games. The Tigers were picked 10th in the preseason vote by the Atlantic Coast Conference Media – a five-place improvement over the preseason prediction.
- Brad Brownell's team had the second-best standing relative to its preseason prediction. Only Virginia Tech was better, standing eight spots ahead of its preseason prediction. Virginia Tech was 11th in the preseason media poll and finished in third.
- This includes a 10-place improvement in 2017-18 when the Tigers were picked 13th in the preseason and finished third.
- That is the all-time record improvement in ACC history from the preseason to the postseason. That team also reached the Sweet 16 of the NCAA Tournament and Brownell was named the National College Coach of the Year by Sports Illustrated.



NOTES

CLEMSON ACC STANDING RELATIVE TO PRESEASON RANKING UNDER HEAD COACH BRAD BROWNELL

Year	Preseason	Final Record	Rank	+/-
2025-26	7th	--	--	--
2024-25	4th	18-2	T-2nd	+2
2023-24	5th	11-9	5th	E
2022-23	11th	14-6	3rd	+8
2021-22	11th	8-12	10th	+1
2020-21	10th	10-6	5th	+5
2019-20	11th	9-11	8th	+3
2018-19	6th	9-9	9th	-3
2017-18	13th	11-7	3rd	+10
2016-17	11th	6-12	12th	-1
2015-16	12th	10-8	7th	+5
2014-15	11th	8-10	9th	+2
2013-14	14th	10-8	6th	+8
2012-13	8th	5-13	11th	-3
2011-12	7th	8-8	7th	E
2010-11	7th	9-7	4th	+3

BOLD signifies years that Clemson finished at least even with preseason rank.

CLEMSON'S FIVE-STRAIGHT WINS VS. AP TOP 5 OPPONENTS WHILE UNRANKED

- Clemson has won its last five games against AP Top 5 teams, all while unranked.
- Since the poll expanded to 25 teams in 1989-90, nobody else has won five straight vs. AP Top 5 foes all while unranked.
- Taking it a step further, dating back to 1996-97, the longest streak of wins (unranked or not) vs. AP Top 5 teams is eight – Kansas (3-29-03 to 3-3-10).
- The Tigers' streak of four in a row is tied for third-longest in college basketball since 1996-97.

CLEMSON'S LAST FIVE GAMES VS. AP TOP 5 TEAMS

(Games played while unranked)

Date	Opponent	H/A/N	AP (CU/Opp)	Score
2-8-25	Duke	H	NR/2	77-71
12-3-24	Kentucky	H	NR/4	70-66
2-6-24	North Carolina	A	NR/3	80-76
2-15-20	Louisville	H	NR/5	77-62
1-14-20	Duke	H	NR/3	79-72

ALL DIVISION I, MOST CONSECUTIVE WINS VS. AP TOP 5 OPPONENTS SINCE 1996-97

Team	Streak	Start	End
Kansas	8	3-29-03	3-3-10
Kansas	6	1-4-16	2-18-17
Arizona	5	1-29-98	3-9-00
Florida	5	3-6-05	4-2-07
Pittsburgh	5	1-2-10	1-17-11
Louisville	5	2-14-10	3-11-11
Duke	5	2-8-12	3-2-13
Tennessee	5	2-15-22	2-15-23
Clemson	5	1-14-20	2-8-25**

** - active streak

-- CLEMSON TIGERS IN THE NBA --

HUNTER TYSON COMPLETES SECOND NBA SEASON WITH NUGGETS, PREPARES FOR YEAR THREE

- Hunter Tyson finished his second NBA season in 2024-25 and played 51 games, including two starts.
- Tyson averaged 2.6 points and 1.5 rebounds mostly off the bench for the Nuggets, who advanced to the Western Conference Semifinals against the Minnesota Timberwolves.
- His first career start came on March 17, 2025 at Golden State. He finished with nine points and seven rebounds in just under 20 minutes of action. He was 4-9 from the field, 1-4 from three and 3-5 at the foul line.
- Hunter Tyson made his NBA debut against the Oklahoma City Thunder on Oct. 29, 2023. Tyson played three minutes and grabbed one rebound.
- Tyson scored his first career NBA points at the Minnesota Timberwolves on November 1. He played a season-high four minutes

and finished 1-for-2 from the field with his first basket coming on a dunk. He also added a rebound.

- Hunter Tyson played in 18 games during his rookie season for the Denver Nuggets, averaging 2.7 minutes per contest.
- He scored 20 points, grabbed nine rebounds and totaled two assists and one steal.

HUNTER TYSON DRAFTED 37TH OVERALL BY DENVER NUGGETS IN 2023 NBA DRAFT

- Tyson was selected 37th overall by the Oklahoma City Thunder in the second round of the 2023 NBA Draft on June 22. The pick was made by the Denver Nuggets as part of a previously agreed upon trade.
- Tyson was selected the highest in the NBA Draft by a Tigers since K.J. McDaniels was picked 32nd by the Philadelphia 76ers in 2014. He was the first Tiger selected since Jaron Blossomgame in the 2017 NBA Draft (59th overall).
- Tyson earned his first career All-ACC honor last season and was named to the All-ACC First Team for his performance in 2022-23. Tyson put together a career year this past season season.
- He averaged a team-best 15.3 points and 9.6 rebounds per game while shooting 47.9 percent from the floor, 40.5 percent from three and 83.8 percent at the free throw line. In league play, he was even better. He averaged 16.4 points and 9.9 rebounds while shooting 50.5 percent and 84.3 percent at the charity stripe.
- He was named the 2023 ACC Skip Prosser Scholar-Athlete of the Year for his work on the court and in the classroom.
- Tyson became the 44th player in Clemson history to amass 1,000 career points and has since moved into the top 40 all time. He was named to the 2023 Naismith Hall of Fame Karl Malone Award Top 10 and the 2023 USBWA Oscar Robertson Trophy Award Midseason Watch List.
- He collected 16 double-doubles which tied him for eighth all-time in Clemson history for a single season with Sharone Wright (1992-93). It is the most in a season since Wright posted 18 in 1993-94.
- Tyson ranked 11th in the nation in double-doubles and is second in the ACC. He's first in defensive rebounding per game (8.26) and second nationally. His 325 rebounds are fourth in the league and 18th nationally.
- The Monroe, N.C. native became just the 17th player in Clemson history to eclipse 1,000 points and 600 rebounds in a career. In Clemson's win over the Wolfpack (Feb. 25), Tyson became the all-time games played leader in Clemson history (136).

PJ HALL SIGNS TWO-WAY CONTRACT WITH MEMPHIS GRIZZLIES

- PJ Hall completed his first season in the NBA on a two-way contract with the Denver Nuggets in 2024-25.
- Hall shined in the 2025 NBA Summer League with the Charlotte Hornets and earned a two-way contract with Memphis.
- In Hall's first season, he appeared in 19 games for Denver and averaged 1.7 points per game and 1.2 rebounds per contest.
- He shined in the G League with the Grand Rapids Gold, appearing in 13 games and averaging 19.2 points, 12.5 rebounds, 1.8 assists, 1.1 blocks and 0.8 steals in 31.4 minutes per game.
- PJ Hall scored his first career points on 11/23/24 at the Los Angeles Lakers. The Nuggets won 127-102.
- Hall played three minutes and finished with two points which came on a reverse dunk.
- Hall has seen time in five games this season for Denver. He scored again against the Atlanta Hawks on 12/8/24 in three minutes of action. He scored on a layup assisted by former roommate and Clemson teammate Hunter Tyson.

PJ HALL SIGNED FIRST TWO-WAY CONTRACT WITH DENVER NUGGETS

- PJ Hall (Spartanburg, S.C./Dorman) agreed to terms with the Denver Nuggets. Hall will join Hunter Tyson (Monroe, N.C./Piedmont) in Denver after Tyson spent his rookie season with the Nuggets in 2023-24.
- Hall was an All-ACC First Team selection as a senior after being named to the Third Team as a junior. He was an AP All-American Honorable Mention and was named to the NCAA All-West Region Team, NABC All-District First Team, a finalist for the Kareem Abdul-Jabbar Award (nation's best center) and the Oscar Robertson Trophy All-America Watch List in 2024.
- Hall finished with 659 points this year in 36 games, an 18.3 average per game. He set the school record for points in a season. The existing record was 651 points by Horace Grant in 1986-87 and Bill Yarbrough

in 1954-55.

- He posted fourteen 20-point games this season and has scored in double-figures 35 times. Hall totaled seven double-doubles and netted one 30-point game, which was a career high 31 points and 17 rebounds against Georgia Tech (Jan. 16).
- Hall finished fourth in the ACC in scoring with 18.3 points per game, while ranking 15th in rebounding (6.4 per game). He shot at a very high clip this past season, ninth in the league (48.8 percent). Defensively, Hall was fourth in the ACC blocks per game (1.42) and had 51 blocked shots.
- He finished seventh on Clemson's all-time scoring list (1,702 points). He is just the fourth Tiger to amass 1,700 points, 600 rebounds and 100 blocks in a career (Trevor Booker, Elden Campbell and Dale Davis).
- Hall is seventh in career points (1,702), 15th in scoring average (14.20), 22nd in rebounds (634) and seventh in field goals made (641).
- He finished with five NCAA Tournament games played in his career. He averaged 11.2 points and added 19 rebounds, three assists, two blocks and a steal.

PARKER FOX - PHOENIX SUNS FRONT OFFICE

- Parker Fox (2018-22) spent three seasons as a walk-on for the Tiger basketball team before earning a scholarship his senior season in 2021-22.
- Fox graduated from Clemson and immediately began work as a Basketball Operations intern in the Milwaukee Bucks front office.
- Fox has moved into a role in the Phoenix organization where he began working prior to the 2024 season.

GREG BUCKNER - ASSISTANT COACH, MILWAUKEE BUCKS

- Greg Buckner (1994-98) has served on an NBA coaching staff since 2017. He started as an assistant for the Memphis Grizzlies from 2017-19 and had been with the Cleveland Cavaliers since 2020. While in Cleveland, Buckner was promoted from assistant to associate head coach prior to the 2022 season and served in that role through 2023-24.
- Buckner was hired by the Milwaukee Bucks in the offseason as an assistant coach beginning in 2024-25.
- Buckner enjoyed a long playing career in the NBA: Dallas Mavericks (1999-02, 2006-07), Philadelphia 76ers (2002-04), Denver Nuggets (2004-06), Minnesota Timberwolves (2007-08) and Memphis Grizzlies (2008-09).

-- NO. 2 GUARD DILLON HUNTER --

CLEMSON'S SUCCESS WITH A HEALTHY DILLON HUNTER

- Dillon Hunter has now appeared in more than 100 games for Clemson since he started as a freshman in the 2022-23 season.
- Hunter broke his hand in the ACC quarterfinals last season in a victory over SMU and proved to be a huge loss to Clemson's lineup at the end of the year.
- The Tigers have won their last 12 games that Hunter has appeared. To take it even further, Clemson is 28-5 in its last 33 games with Hunter available and 52-17 dating back to the beginning of the 2023-24 season with a healthy Hunter.

DILLON HUNTER FIRST IN CLEMSON HISTORY IN ASSIST/TURNOVER RATIO

- Dillon Hunter is first in Clemson history in career assist/turnover ratio. The native of Atlanta, Ga has 151 assists and just 50 turnovers in his 101-game career and that 3.02/1 ratio is the best in Clemson history.
- To make the list a player must have at least 100 career assists. Hunter qualified after the Memphis game on December 14 when he had five assists and no turnovers to reach 100 assists for his career.
- In 2024-25 he had 58 assists and just 14 turnovers in 678 minutes.

CLEMSON CAREER LEADERS IN ASSIST/TURNOVER RATIO

Rk	Player	Years	Asst	TO	Ratio
1.	Dillon Hunter	2022-25	151	50	3.02
2.	Grayson Marshall	1984-88	857	347	2.47
3.	Nick Honor	2020-22	132	55	2.40
4.	Marc Campbell	1980-84	364	162	2.25
5.	Andre Young	2008-12	342	163	2.10
6.	Cliff Hammonds	2004-08	473	240	1.97
7.	Lou Richie	1992-94	239	122	1.96

NOTES

8.	Chris Dobbs	1979-82	325	172	1.889
9.	Edward Scott	1999-03	595	315	1.888
10.	Warren Wallace	1982-85	125	67	1.87

DILLON HUNTER'S STEALS AGAINST STANFORD

- Dillon Hunter tied Avry Holmes for the most steals in a game under Head Coach Brad Brownell with six.
- Avry Holmes posted six against Georgia Tech on Feb. 13, 2016.

-- NO. 10 FORWARD JAKE WAHLIN --

WAHLIN NETS CAREER HIGHS IN FIELD GOALS AND THREES

- Transfer forward Jake Wahlin (Utah) has scored in double-figures twice already this season, including a season-high 14 in a win over Morehead State (Nov. 11).
- Wahlin tied his career-high with five made field goals in the game and set a new career-best with four made threes.

-- NO. 21 GUARD ACE BUCKNER --

ACE BUCKNER SHINES IN CLEMSON DEBUT

- Buckner finished with 18 points, three rebounds, two assists and one blocked shot. Buckner outscored his father, Greg Buckner (1994-98), who posted 10 points, nine assists and five rebounds in his debut on Nov. 29, 1994 against Charleston Southern.
- He finished 6-for-7 from the floor and 6-for-7 from the free throw line in the game.
- After redshirting Buckner was ready for the opener against New Hampshire. "I was very excited [to play tonight]," Buckner said postgame. "Last year was long. I was happy to see my guys win and be a part of that."

CLEMSON, MOST POINTS IN DEBUT AS FRESHMAN

(Since 1972-73)

Date	Player	Opponent	Start	Points
11-28-86	Elden Campbell	H-Georgia St.	*	19
11-3-25	Ace Buckner	H-New Hampshire		18
11-30-91	Devin Gray	H-Morehead St.		17
11-29-74	Stan Rome	H-Mississippi	*	16
11-30-91	Sharone Wright	H-Morehead St.	*	14
11-26-95	Tony Christie	H-UNC Asheville		13
11-14-14	Donte Grantham	H-Florida A&M	*	12
11-13-09	Noel Johnson	H-Presbyterian		12
11-12-07	Demontez Stitt	H-Furman	*	12
11-10-06	David Potter	N-Arkansas St.		12
11-19-04	Cliff Hammonds	H-Hampton	*	12
11-28-75	Greg Coles	H-Harvard	*	12

-- NO. 44 FORWARD/CENTER TRENT STEINOUR --

TRENT STEINOUR PLAYS IN FIRST GAME AT CLEMSON

- Trent Steinour made his Clemson debut against New Hampshire on Nov. 3, 2025. He scored two points and grabbed two rebounds in the 88-38 victory.
- Steinour is the grandson of Littlejohn Legend and former Clemson big man Randy Mahaffey who played for the Tigers from 1964-67.
- Mahaffey was one of four to suit up for the Tigers: Tom Mahaffey (1959-62), Donnie Mahaffey (1961-64) and Richie Mahaffey (1966-70).
- Randy was a two-time All-ACC player, earning Second Team honors in 1965 and First Team honors in 1967.
- In 1966-67, Randy's last year at Clemson, he averaged 16.8 points and 9.0 rebounds per game. He was also an All-ACC Tournament team member in 1967.
- Randy was selected 16th overall in the second round of the NBA Draft in 1967 by the Los Angeles Lakers. He later spent his career playing in the ABA for the Kentucky Colonels (1967-68), New York Nets (1968-69) and Carolina Cougars (1969-71). He played 321 total games and scored 11.9 points per contest, while adding 8.0 rebounds per game.

Major: Parks, Recreation and Tourism Management ... Son of Rhonda and Randall Godfrey ... Sibling, Grant ... His father Randall played football at Georgia and was roommates with Brice Hunter (Dillon's father) ... originally recruited by Brad Brownell and Clemson, Godfrey spent 2022-24 playing for the Tigers ... brother, Grant is an outside linebacker for Kentucky's football team.

RJ GODFREY 2025-26 GAME STATS																				
Opponent	Date	GS	Min.	Field Goals		3-PT			Rebounds											
				FG	Pct.	FG	Pct.	FT	Pct.	OR	DR	TOT	PF	FO	A	TO	Blk	Stl	Pts.	
NEW HAMPSHIRE	11/3/25	*	22	4-6	.667	0-1	.000	1-2	.500	1	8	9	1	0	3	2	0	0	9	
GARDNER-WEBB	11/7/25	*	23	5-5	1.000	0-0	.000	3-3	1.000	0	6	6	2	0	3	0	1	2	13	
MOREHEAD STATE	11/11/25	*	28	5-8	.625	0-0	.000	3-4	.750	7	4	11	4	0	3	0	0	2	13	
at Georgetown	11/15/25																			
NORTH ALABAMA	11/17/25																			
vs. West Virginia	11/21/25																			
vs. Georgia or Xavier	11/23/25																			
ALABAMA A&M	11/28/25																			
at Alabama	12/3/25																			
vs. BYU	12/9/25																			
MERCER	12/13/25																			
SOUTH CAROLINA	12/16/25																			
vs. Cincinnati	12/21/25																			
at Syracuse	12/31/25																			
at Pittsburgh	1/3/25																			
SMU	1/7/25																			
at Notre Dame	1/10/25																			
BOSTON COLLEGE	1/13/25																			
MIAMI (FLA.)	1/17/25																			
NC STATE	1/20/25																			
at Georgia Tech	1/24/25																			
PITTSBURGH	1/31/25																			
at Stanford	2/4/25																			
at California	2/7/25																			
VIRGINIA TECH	2/11/25																			
at Duke	2/14/25																			
at Wake Forest	2/18/25																			
FLORIDA STATE	2/21/25																			
LOUISVILLE	2/28/25																			
at North Carolina	3/3/25																			
GEORGIA TECH	3/7/25																			
Totals																				

GODFREY SEASON HIGHS											
PTS	13	2x	last vs. Morehead State	(11/11/25)							
FG	5	2x	last vs. Morehead State	(11/11/25)							
3FG	--										
FT	3	2x	last vs. Morehead State	(11/11/25)							
OR	7		vs. Morehead State	(11/11/25)							
DR	8		vs. New Hampshire	(11/3/25)							
TR	11		vs. Morehead State	(11/11/25)							
AST	3	3x	last vs. Morehead State	(11/11/25)							
STL	2	2x	last vs. Morehead State	(11/11/25)							
BLK	1		vs. Gardner-Webb	(11/7/25)							
MIN	28		vs. Morehead State	(11/11/25)							
GODFREY CAREER HIGHS											
PTS	21		vs. North Florida	(11/12/24)							
FG	8	2x	last vs. North Florida	(11/12/24)							
3FG	2		at Virginia Tech	(1/4/23)							
FT	5	2x	last vs. South Carolina	(1/28/25)							
OR	7		vs. Morehead State	(11/11/25)							
DR	8	2x	last vs. New Hampshire	(11/3/25)							
TR	12		vs. North Florida	(11/12/24)							
AST	3	9x	last vs. Morehead State	(11/11/25)							
STL	2	9x	last vs. Morehead State	(11/11/25)							
BLK	4		vs. Boise State	(11/19/23)							
MIN	29	2x	last vs. Mississippi State	(2/8/25)							

RJ GODFREY CAREER STATS																									
Year	Team	GP	GS	Min.	Field Goals			3-PT			Rebounds														
					FG	FGA	Pct.	FG	FGA	Pct.	FT	FTA	Pct.	OR	DR	TOT	Avg.	PF	DQ	A	TO	Blk	Stl	Pts.	Avg.
2022-23	Clemson	33	1	310	43	72	.597	3	9	.333	17	26	.654	22	47	69	2.1	50	1	11	25	17	8	106	3.2
2023-24	Clemson	36	0	557	92	155	.594	3	7	.429	32	51	.627	33	88	121	3.4	80	2	28	33	22	17	219	6.1
2024-25	Georgia	33	33	641	83	156	.532	0	11	.000	44	72	.611	42	85	127	3.8	98	3	33	51	19	20	210	6.4
2025-26	Clemson	3	3	72	14	19	.737	0	1	.000	7	9	.778	8	18	26	8.7	7	0	9	2	1	4	35	11.7
TOTAL AT CLEMSON		72	4	939	149	246	.606	6	17	.353	56	86	.651	63	153	216	3.0	137	3	48	60	40	29	360	5.0
TOTAL		105	37	1580	232	402	.577	6	28	.214	100	158	.633	105	238	343	3.3	235	6	81	111	59	49	570	5.4

Major: Athletic Leadership ... Son of Antoinette and Jessie Porter ... Siblings, Jessie and Jessica ... Played at Tyler Junior College prior to joining Middle Tennessee State ... Second Team All-CUSA Honors in 2023-24 and 2024-25 ... Named 2023-24 NABC Second Team All-District ... Two-time CUSA Player of the Week in 2023-24.

JESTIN PORTER'S 2025-26 GAME STATS																			
Opponent	Date	GS	Min.	Field Goals			3-PT			Rebounds									
				FG	Pct.	FG	Pct.	FT	Pct.	OR	DR	TOT	PF	FO	A	TO	Blk	Stl	Pts.
NEW HAMPSHIRE	11/3/25	*	19	1-5	.200	1-3	.333	5-7	.714	2	3	5	0	0	3	1	0	0	8
GARDNER-WEBB	11/7/25	*	17	3-11	.273	3-8	.375	0-0	.000	3	2	5	0	0	3	0	0	0	9
MOREHEAD STATE	11/11/25	*	15	3-7	.429	2-6	.333	1-2	.500	0	0	0	1	0	1	0	0	1	9
at Georgetown	11/15/25																		
NORTH ALABAMA	11/17/25																		
vs. West Virginia	11/21/25																		
vs. Georgia or Xavier	11/23/25																		
ALABAMA A&M	11/28/25																		
at Alabama	12/3/25																		
vs. BYU	12/9/25																		
MERCER	12/13/25																		
SOUTH CAROLINA	12/16/25																		
vs. Cincinnati	12/21/25																		
at Syracuse	12/31/25																		
at Pittsburgh	1/3/25																		
SMU	1/7/25																		
at Notre Dame	1/10/25																		
BOSTON COLLEGE	1/13/25																		
MIAMI (FLA.)	1/17/25																		
NC STATE	1/20/25																		
at Georgia Tech	1/24/25																		
PITTSBURGH	1/31/25																		
at Stanford	2/4/25																		
at California	2/7/25																		
VIRGINIA TECH	2/11/25																		
at Duke	2/14/25																		
at Wake Forest	2/18/25																		
FLORIDA STATE	2/21/25																		
LOUISVILLE	2/28/25																		
at North Carolina	3/3/25																		
GEORGIA TECH	3/7/25																		
Totals																			

PORTER SEASON HIGHS									
PTS	9	2x	last vs. Morehead State (11/11/25)						
FG	3	2x	last vs. Morehead State (11/11/25)						
3FG	3		vs. Gardner-Webb (11/7/25)						
FT	5		vs. New Hampshire (11/3/25)						
OR	3		vs. Gardner-Webb (11/7/25)						
DR	3		vs. New Hampshire (11/3/25)						
TR	5	2x	last vs. vs. Gardner-Webb (11/7/25)						
AST	3	2x	last vs. vs. Gardner-Webb (11/7/25)						
STL	1		vs. Morehead State (11/11/25)						
BLK	--								
MIN	19		vs. New Hampshire (11/3/25)						
PORTER CAREER HIGHS									
PTS	41		vs. UTEP (2/17/24)						
FG	11		2x, last vs. UTEP (2/17/24)						
3FG	8		2x, last vs. UTEP (2/17/24)						
FT	11		vs. UTEP (2/17/24)						
OR	3	3x	last at Western Kentucky (2/15/25)						
DR	8		vs. Florida International (1/27/24)						
TR	9	2x	last at Western Kentucky (2/15/25)						
AST	4	6x	last vs. New Mexico State (2/25/24)						
STL	2		vs. Brescia (11/7/22)						
BLK	2	3x	last vs. Kennesaw State (1/9/25)						
MIN	51		vs. Chattanooga (3/18/25)						

JESTIN PORTER CAREER STATS																												
Year	Team	GP	GS	Min.	Field Goals			3-PT			Rebounds										PF	DQ	A	TO	Blk	Stl	Pts.	Avg.
					FG	FGA	Pct.	FG	FGA	Pct.	FT	FTA	Pct.	OR	DR	TOT	Avg.											
2022-23*	Middle Tennesse	St. 33	5	509	71	168	.423	21	64	.328	32	43	.744	13	34	47	1.4	43	0	23	42	4	9	195	5.9			
2023-24*	Middle Tennessee	St.33	33	1051	164	411	.399	61	181	.337	69	89	.775	26	84	110	3.3	64	1	60	71	6	32	458	13.9			
2024-25*	Middle Tennessee	St.34	34	1147	176	428	.411	84	231	.364	74	90	.822	25	72	97	2.9	55	1	42	57	6	38	510	15.0			
2025-26	Clemson		3	3	50	7	23	.304	6	17	.353	6	9	.667	5	5	10	3.3	1	0	7	1	0	1	26	8.7		
TOTAL			103	75	2757	418	1030	.406	172	493	.349	181	231	.784	69	195	264	2.6	163	2	132	171	16	80	1189	11.5		

Major: Parks, Recreation and Tourism Management ... Son of Brandi Lewis ... Younger brother of former Tiger Chase Hunter and Jaden Hunter ... Chose Clemson over Baylor, Auburn, Florida State, Kentucky, Georgia and Georgia Tech ... Ranked No. 64 in the ESPN Top 100 and rated a 4-star prospect ... Started career-high nine games last season ... Leads Clemson in career assist-turnover ratio (144-50; 2.88/game).

DILLON HUNTER 2025-26 GAME STATS																				
Opponent	Date	GS	Min.	Field Goals		3-PT		FT	Pct.	Rebounds				PF	FO	A	TO	Blk	Stl	Pts.
				FG	Pct.	FG	Pct.			OR	DR	TOT								
NEW HAMPSHIRE	11/3/25	*	20	2-7	.286	1-5	.200	2-2	1.000	0	0	0	0	0	1	0	0	0	7	
GARDNER-WEBB	11/7/25	*	21	3-7	.429	1-4	.250	0-0	.000	0	4	4	3	0	2	0	0	2	7	
MOREHEAD STATE	11/11/25	*	25	2-7	.286	1-3	.333	0-0	.000	2	2	4	0	0	4	0	0	0	5	
at Georgetown	11/15/25																			
NORTH ALABAMA	11/17/25																			
vs. West Virginia	11/21/25																			
vs. Georgia or Xavier	11/23/25																			
ALABAMA A&M	11/28/25																			
at Alabama	12/3/25																			
vs. BYU	12/9/25																			
MERCER	12/13/25																			
SOUTH CAROLINA	12/16/25																			
vs. Cincinnati	12/21/25																			
at Syracuse	12/31/25																			
at Pittsburgh	1/3/25																			
SMU	1/7/25																			
at Notre Dame	1/10/25																			
BOSTON COLLEGE	1/13/25																			
MIAMI (FLA.)	1/17/25																			
NC STATE	1/20/25																			
at Georgia Tech	1/24/25																			
PITTSBURGH	1/31/25																			
at Stanford	2/4/25																			
at California	2/7/25																			
VIRGINIA TECH	2/11/25																			
at Duke	2/14/25																			
at Wake Forest	2/18/25																			
FLORIDA STATE	2/21/25																			
LOUISVILLE	2/28/25																			
at North Carolina	3/3/25																			
GEORGIA TECH	3/7/25																			
Totals																				

HUNTER SEASON HIGHS				
PTS	7	2x, last vs. Gardner-Webb (11/7/25)		
FG	3	vs. Gardner-Webb (11/7/25)		
3FG	1	3x, last vs. Morehead State (11/11/25)		
FT	2	vs. New Hampshire (11/3/25)		
OR	2	vs. Morehead State (11/11/25)		
DR	4	vs. Gardner-Webb (11/7/25)		
TR	4	2x, last vs. Morehead State (11/11/25)		
AST	4	vs. Morehead State (11/11/25)		
STL	2	vs. Gardner-Webb (11/7/25)		
BLK	--			
MIN	21	vs. Gardner-Webb (11/7/25)		
HUNTER CAREER HIGHS				
PTS	17	at Florida State (2/15/25)		
FG	7	at Florida State (2/15/25)		
3FG	3	2x, last at Florida State (2/15/25)		
FT	5	at Virginia (3/1/25)		
OR	2	vs. Loyola Maryland (11/21/22)		
DR	5	vs. San Francisco (11/25/24)		
TR	6	vs. San Francisco (11/25/24)		
AST	7	at SMU (2/22/25)		
STL	6	vs. Stanford (1/1/25)		
BLK	2	at Boston College (3/5/25)		
MIN	38	vs. Georgia Tech (2/4/25)		

DILLON HUNTER CAREER STATS																									
Year	Team	Field Goals						3-PT			Rebounds														
		GP	GS	Min.	FG	FGA	Pct.	FG	FGA	Pct.	FT	FTA	Pct.	OR	DR	TOT	Avg.	PF	DQ	A	TO	Blk	Stl	Pts.	Avg.
2022-23	Clemson	33	3	395	17	57	.298	3	20	.150	9	15	.600	5	35	40	1.2	34	0	40	22	1	14	46	1.4
2023-24	Clemson	36	1	530	33	84	.393	9	35	.257	8	19	.421	7	51	58	1.6	42	1	46	14	2	15	83	2.3
2024-25	Clemson	30	9	678	57	141	.404	24	77	.312	24	39	.615	13	63	76	2.1	65	1	58	14	4	27	162	5.4
2025-26	Clemson	3	3	66	7	21	.333	3	12	.250	2	2	1.000	2	6	8	2.7	3	0	7	0	0	2	19	6.3
TOTAL		102	16	1669	114	303	.376	39	144	.271	43	75	.573	27	155	182	1.8	144	2	151	50	7	58	310	3.0

Major: Pre-Business ... Chose Clemson over Iowa and West Virginia ... No. 2 ranked recruit in Minnesota's 2025 class ... Ranked No. 1 overall in the state of Minnesota according to PrepHoops ... was a dual-sport athlete, starring in basketball and football as a quarterback ... Named Minnesota Mr. Basketball after leading Alexandria to its first-ever state title and claiming the Class 3A crown.

CHASE THOMPSON 2025-26 GAME STATS																			
Opponent	Date	Field Goals				3-PT		Rebounds											
		GS	Min.	FG	Pct.	FG	Pct.	FT	Pct.	OR	DR	TOT	PF	FO	A	TO	Blk	Stl	Pts.
NEW HAMPSHIRE	11/3/25		18	0-0	.000	0-0	.000	0-0	.000	0	3	3	1	0	0	0	0	0	0
GARDNER-WEBB	11/7/25		18	1-3	.333	1-2	.500	2-4	.500	1	1	2	1	0	3	0	1	2	5
MOREHEAD STATE	11/11/25		14	3-5	.600	0-0	.000	0-0	.000	0	0	0	1	0	2	1	0	0	6
at Georgetown	11/15/25																		
NORTH ALABAMA	11/17/25																		
vs. West Virginia	11/21/25																		
vs. Georgia or Xavier	11/23/25																		
ALABAMA A&M	11/28/25																		
at Alabama	12/3/25																		
vs. BYU	12/9/25																		
MERCER	12/13/25																		
SOUTH CAROLINA	12/16/25																		
vs. Cincinnati	12/21/25																		
at Syracuse	12/31/25																		
at Pittsburgh	1/3/25																		
SMU	1/7/25																		
at Notre Dame	1/10/25																		
BOSTON COLLEGE	1/13/25																		
MIAMI (FLA.)	1/17/25																		
NC STATE	1/20/25																		
at Georgia Tech	1/24/25																		
PITTSBURGH	1/31/25																		
at Stanford	2/4/25																		
at California	2/7/25																		
VIRGINIA TECH	2/11/25																		
at Duke	2/14/25																		
at Wake Forest	2/18/25																		
FLORIDA STATE	2/21/25																		
LOUISVILLE	2/28/25																		
at North Carolina	3/3/25																		
GEORGIA TECH	3/7/25																		
Totals																			

THOMPSON SEASON HIGHS		
PTS	6	vs. Morehead State (11/11/25)
FG	3	vs. Morehead State (11/11/25)
3FG	1	vs. Gardner-Webb (11/7/25)
FT	2	vs. Gardner-Webb (11/7/25)
OR	1	vs. Gardner-Webb (11/7/25)
DR	3	vs. New Hampshire (11/3/25)
TR	3	vs. New Hampshire (11/3/25)
AST	3	vs. Gardner-Webb (11/7/25)
STL	2	vs. Gardner-Webb (11/7/25)
BLK	1	vs. Gardner-Webb (11/7/25)
MIN	18	2x, last vs. Gardner-Webb (11/7/25)

THOMPSON CAREER HIGHS		
PTS	6	vs. Morehead State (11/11/25)
FG	3	vs. Morehead State (11/11/25)
3FG	1	vs. Gardner-Webb (11/7/25)
FT	2	vs. Gardner-Webb (11/7/25)
OR	1	vs. Gardner-Webb (11/7/25)
DR	3	vs. New Hampshire (11/3/25)
TR	3	vs. New Hampshire (11/3/25)
AST	3	vs. Gardner-Webb (11/7/25)
STL	2	vs. Gardner-Webb (11/7/25)
BLK	1	vs. Gardner-Webb (11/7/25)
MIN	18	2x, last vs. Gardner-Webb (11/7/25)

CHASE THOMPSON CAREER STATS																							
Year	Team	Field Goals				3-PT		Rebounds															
		GP	GS	Min.	FG	FGA	Pct.	FG	FGA	Pct.	FT	FTA	Pct.	OR	DR	TOT	Avg.	PF	DQ	A	TO	Blk	Stl
2025-26	Clemson	3	0	50	4	8	.500	1	2	.500	2	4	.500	1	4	5	1.7	3	0	5	1	1	2
TOTAL		3	0	50	4	8	.500	1	2	.500	2	4	.500	1	4	5	1.7	3	0	5	1	1	2

Major: Communication ... Full name is Efrem Johnson, his nickname is Butta – given to him by his uncle when he was born ... Appeared in a career-high 37 games and made 21 starts ... averaged 8.8 points, 2.1 rebounds and 1.8 assists in 2024-25, including 14 double-digit scoring games and three 20-point games ... Career-high 24 points at Rice (2/19/25) ... Averaged career-high 11.2 points per game in 2023-24 and led team with 56 3-pointers.

BUTTA JOHNSON 2025-26 GAME STATS																			
Opponent	Date	Field Goals				3-PT				Rebounds									
		GS	Min.	FG	Pct.	FG	Pct.	FT	Pct.	OR	DR	TOT	PF	FO	A	TO	Blk	Stl	Pts.
NEW HAMPSHIRE	11/3/25		17	1-3	.333	1-2	.500	2-2	1.000	0	1	1	1	0	0	0	0	1	5
GARDNER-WEBB	11/7/25		20	3-7	.429	1-5	.200	0-0	.000	1	0	1	0	0	2	0	0	0	7
MOREHEAD STATE	11/11/25		10	1-4	.250	1-3	.333	0-0	.000	0	1	1	1	0	0	0	1	0	3
at Georgetown	11/15/25																		
NORTH ALABAMA	11/17/25																		
vs. West Virginia	11/21/25																		
vs. Georgia or Xavier	11/23/25																		
ALABAMA A&M	11/28/25																		
at Alabama	12/3/25																		
vs. BYU	12/9/25																		
MERCER	12/13/25																		
SOUTH CAROLINA	12/16/25																		
vs. Cincinnati	12/21/25																		
at Syracuse	12/31/25																		
at Pittsburgh	1/3/25																		
SMU	1/7/25																		
at Notre Dame	1/10/25																		
BOSTON COLLEGE	1/13/25																		
MIAMI (FLA.)	1/17/25																		
NC STATE	1/20/25																		
at Georgia Tech	1/24/25																		
PITTSBURGH	1/31/25																		
at Stanford	2/4/25																		
at California	2/7/25																		
VIRGINIA TECH	2/11/25																		
at Duke	2/14/25																		
at Wake Forest	2/18/25																		
FLORIDA STATE	2/21/25																		
LOUISVILLE	2/28/25																		
at North Carolina	3/3/25																		
GEORGIA TECH	3/7/25																		
Totals																			

JOHNSON SEASON HIGHS		
PTS	7	vs. Gardner-Webb (11/7/25)
FG	3	vs. Gardner-Webb (11/7/25)
3FG	1	3x, last vs. Morehead State (11/11/25)
FT	2	vs. New Hampshire (11/3/25)
OR	1	vs. Gardner-Webb (11/7/25)
DR	1	2x, last vs. Morehead State (11/11/25)
TR	1	3x, last vs. Morehead State (11/11/25)
AST	2	vs. Gardner-Webb (11/7/25)
STL	1	vs. New Hampshire (11/3/25)
BLK	1	vs. Morehead State (11/11/25)
MIN	20	vs. Gardner-Webb (11/7/25)
JOHNSON CAREER HIGHS		
PTS	24	at Rice (2/19/25)
FG	10	at Rice (2/19/25)
3FG	5	3x, last at Memphis (1/26/25)
FT	8	vs. South Florida (3/16/24)
OR	3	2x, last vs. Memphis (3/16/25)
DR	5	vs. UTEP (12/29/22)
TR	8	vs. UTEP (12/29/22)
AST	6	vs. Tulane (1/17/24)
STL	4	2x, last vs. Memphis (3/2/25)
BLK	2	2x, last at Tulane (3/9/25)
MIN	40	at North Texas (1/31/24)

BUTTA JOHNSON CAREER STATS																							
Year	Team	GP	GS	Min.	Field Goals			3-PT			FT	FTA	Pct.	Rebounds				PF	DQ	A	TO	Blk	Stl
					FG	FGA	Pct.	FG	FGA	Pct.				OR	DR	TOT	Avg.						
2022-23	UAB	29	0	375	33	79	.418	14	37	.378	22	26	.846	12	26	38	1.3	25	0	17	14	0	15
2023-24	UAB	34	25	1052	130	303	.429	56	156	.359	64	78	.821	21	57	78	2.3	56	0	58	45	7	13
2024-25	UAB	37	21	993	113	308	.367	49	153	.320	52	60	.867	22	54	76	2.1	63	0	68	33	7	31
2025-26	Clemson	3	0	48	5	14	.357	3	10	.300	2	2	1.000	1	2	3	1.0	2	0	2	0	1	1
TOTAL		103	46	2468	281	704	.399	122	356	.343	140	166	.843	56	139	195	1.9	146	0	145	92	15	60

Major: Communication ... Ranked No. 70 overall prospect in the 2025 class ... No. 11 combo guard in the class ... Named to Atlanta Tipoff Club Top 40 in 2025 ... Named All-Region and Honorable Mention All-State in Georgia as a junior ... his brother, Marcus, was a standout guard at Furman and Xavier ... his mother, Sheri, is in the Hall of Fame for women's basketball at Loyola Marymount University ... Chose Clemson over Virginia Tech, Cincinnati, Georgia and West Virginia.

ZAC FOSTER 2025-26 GAME STATS																			
Opponent	Date	GS	Min.	Field Goals		3-PT		FT	Pct.	Rebounds			PF	FO	A	TO	Blk	Stl	Pts.
				FG	Pct.	FG	Pct.			OR	DR	TOT							
NEW HAMPSHIRE	11/3/25		16	2-7	.286	0-2	.000	2-2	1.000	0	3	3	4	0	0	1	2	1	6
GARDNER-WEBB	11/7/25		24	0-6	.000	0-5	.000	2-2	1.000	0	5	5	4	0	5	0	0	1	2
MOREHEAD STATE	11/11/25		19	2-7	.286	2-5	.400	0-0	.000	0	3	3	0	0	3	1	0	0	6
at Georgetown	11/15/25																		
NORTH ALABAMA	11/17/25																		
vs. West Virginia	11/21/25																		
vs. Georgia or Xavier	11/23/25																		
ALABAMA A&M	11/28/25																		
at Alabama	12/3/25																		
vs. BYU	12/9/25																		
MERCER	12/13/25																		
SOUTH CAROLINA	12/16/25																		
vs. Cincinnati	12/21/25																		
at Syracuse	12/31/25																		
at Pittsburgh	1/3/25																		
SMU	1/7/25																		
at Notre Dame	1/10/25																		
BOSTON COLLEGE	1/13/25																		
MIAMI (FLA.)	1/17/25																		
NC STATE	1/20/25																		
at Georgia Tech	1/24/25																		
PITTSBURGH	1/31/25																		
at Stanford	2/4/25																		
at California	2/7/25																		
VIRGINIA TECH	2/11/25																		
at Duke	2/14/25																		
at Wake Forest	2/18/25																		
FLORIDA STATE	2/21/25																		
LOUISVILLE	2/28/25																		
at North Carolina	3/3/25																		
GEORGIA TECH	3/7/25																		
Totals																			

FOSTER SEASON HIGHS			
PTS	6	2x, last vs. Morehead State (11/11/25)	
FG	2	2x, last vs. Morehead State (11/11/25)	
3FG	2	vs. Morehead State (11/11/25)	
FT	2	2x, last vs. Gardner-Webb 911/7/25)	
OR	--		
DR	5	vs. Gardner-Webb (11/7/25)	
TR	5	vs. Gardner-Webb (11/7/25)	
AST	5	vs. Gardner-Webb (11/7/25)	
STL	1	2x, last vs. Gardner-Webb 911/7/25)	
BLK	2	vs. New Hampshire (11/3/25)	
MIN	24	vs. Gardner-Webb (11/7/25)	
FOSTER CAREER HIGHS			
PTS	6	2x, last vs. Morehead State (11/11/25)	
FG	2	2x, last vs. Morehead State (11/11/25)	
3FG	2	vs. Morehead State (11/11/25)	
FT	2	2x, last vs. Gardner-Webb 911/7/25)	
OR	--		
DR	5	vs. Gardner-Webb (11/7/25)	
TR	5	vs. Gardner-Webb (11/7/25)	
AST	5	vs. Gardner-Webb (11/7/25)	
STL	1	2x, last vs. Gardner-Webb 911/7/25)	
BLK	2	vs. New Hampshire (11/3/25)	
MIN	24	vs. Gardner-Webb (11/7/25)	

ZAC FOSTER CAREER STATS																									
Year	Team	Field Goals					3-PT			Rebounds															
		GP	GS	Min.	FG	FGA	Pct.	FG	FGA	Pct.	FT	FTA	Pct.	OR	DR	TOT	Avg.	PF	DQ	A	TO	Blk	Stl	Pts.	Avg.
2025-26	Clemson	3	0	60	4	20	.200	2	12	.167	4	4	1.000	0	11	11	3.7	8	0	8	2	2	2	14	4.7
TOTAL		3	0	60	4	20	.200	2	12	.167	4	4	1.000	0	11	11	3.7	8	0	8	2	2	2	14	4.7

DALLAS THOMAS 2025-26 GAME STATS																			THOMAS SEASON HIGHS			
Opponent	Date	GS	Min.	Field Goals		3-PT		FT	Pct.	Rebounds			PF	FO	A	TO	Blk	Stl	Pts.	PTS		
				FG	Pct.	FG	Pct.			OR	DR	TOT								FG		
NEW HAMPSHIRE	11/3/25		11	0-2	.000	0-1	.000	2-4	.500	0	2	2	1	0	0	1	0	0	2	5	vs. Gardner-Webb (11/7/25)	
GARDNER-WEBB	11/7/25		4	2-3	.667	1-1	1.000	0-0	.000	1	0	1	0	0	0	1	0	0	5	2	vs. Gardner-Webb (11/7/25)	
MOREHEAD STATE	11/11/25		4	1-1	1.000	1-1	1.000	0-0	.000	0	0	0	0	0	0	1	0	0	3	1	2x, last vs. Morehead State (11/11/25)	
at Georgetown	11/15/25																			2	vs. New Hampshire (11/3/25)	
NORTH ALABAMA	11/17/25																			2	vs. New Hampshire (11/3/25)	
vs. West Virginia	11/21/25																			1	vs. Gardner-Webb (11/7/25)	
vs. Georgia or Xavier	11/23/25																			2	vs. New Hampshire (11/3/25)	
ALABAMA A&M	11/28/25																			2	vs. New Hampshire (11/3/25)	
at Alabama	12/3/25																			--		
vs. BYU	12/9/25																			11	vs. New Hampshire (11/3/25)	
MERCER	12/13/25																			THOMAS CAREER HIGHS		
SOUTH CAROLINA	12/16/25																			PTS	5	vs. Gardner-Webb (11/7/25)
vs. Cincinnati	12/21/25																			FG	2	vs. Gardner-Webb (11/7/25)
at Syracuse	12/31/25																			3FG	1	2x, last vs. Morehead State (11/11/25)
at Pittsburgh	1/3/25																			FT	2	vs. New Hampshire (11/3/25)
SMU	1/7/25																			OR	1	vs. Gardner-Webb (11/7/25)
at Notre Dame	1/10/25																			DR	2	vs. New Hampshire (11/3/25)
BOSTON COLLEGE	1/13/25																			TR	2	vs. New Hampshire (11/3/25)
MIAMI (FLA.)	1/17/25																			AST	--	
NC STATE	1/20/25																			STL	--	
at Georgia Tech	1/24/25																			BLK	--	
PITTSBURGH	1/31/25																			MIN	11	vs. New Hampshire (11/3/25)
at Stanford	2/4/25																					
at California	2/7/25																					
VIRGINIA TECH	2/11/25																					
at Duke	2/14/25																					
at Wake Forest	2/18/25																					
FLORIDA STATE	2/21/25																					
LOUISVILLE	2/28/25																					
at North Carolina	3/3/25																					
GEORGIA TECH	3/7/25																					
Totals																						

DALLAS THOMAS CAREER STATS																									
Year	Team	GP	GS	Min.	Field Goals			3-PT			FT	FTA	Pct.	Rebounds			PF	DQ	A	TO	Blk	Stl	Pts.	Avg.	
					FG	FGA	Pct.	FG	FGA	Pct.				OR	DR	TOT									Avg.
2024-25	Clemson												REDSHIRTED												
2025-26	Clemson	3	0	19	3	6	.500	2	3	.667	2	4	.500	1	2	3	1.0	1	0	0	3	0	0	10	3.3
TOTAL		3	0	19	3	6	.500	2	3	.667	2	4	.500	1	2	3	1.0	1	0	0	3	0	0	10	3.3

Major: Pre-Business ... Son of Raleen and Rick Wahlin ... Appeared in career-best 33 games and made career-high 23 starts last season for Utah ... Averaged career-bests in points (6.3), rebounds (4.9) and assists (1.5) ... Career-high 16 points in an 83-62 win over Oklahoma State (1/11/25) ... Father Rick played football at BYU ('90), sister Malery [Pearson] played volleyball at BYU (2014), sister Cassidy [Langi] played volleyball at Utah Valley (2011-14), grandfather Marvin Wahlin was an all-conference back at Arizona State and was drafted by the Chicago Bears in 1953 (Rd. 27, 318th overall), brother in law Harvey Langi played football at both Utah (2011) and BYU (2014-16) and has played in the NFL since 2017 after starting his career as an UDFA, and brother in law Colby Pearson played football at BYU (2013-16).

JAKE WAHLIN 2025-26 GAME STATS																					
Opponent	Date	GS	Min.	Field Goals		3-PT				Rebounds							A	TO	Blk	Stl	Pts.
				FG	Pct.	FG	Pct.	FT	Pct.	OR	DR	TOT	PF	FO							
NEW HAMPSHIRE	11/3/25	*	17	3-4	.750	2-2	1.000	3-3	1.000	1	3	4	2	0	1	0	0	0	11		
GARDNER-WEBB	11/7/25	*	18	3-5	.600	0-2	.000	0-0	.000	0	2	2	0	0	2	1	1	0	6		
MOREHEAD STATE	11/11/25	*	24	5-7	.714	4-6	.667	0-0	.000	0	4	4	2	0	2	0	0	0	14		
at Georgetown	11/15/25																				
NORTH ALABAMA	11/17/25																				
vs. West Virginia	11/21/25																				
vs. Georgia or Xavier	11/23/25																				
ALABAMA A&M	11/28/25																				
at Alabama	12/3/25																				
vs. BYU	12/9/25																				
MERCER	12/13/25																				
SOUTH CAROLINA	12/16/25																				
vs. Cincinnati	12/21/25																				
at Syracuse	12/31/25																				
at Pittsburgh	1/3/25																				
SMU	1/7/25																				
at Notre Dame	1/10/25																				
BOSTON COLLEGE	1/13/25																				
MIAMI (FLA.)	1/17/25																				
NC STATE	1/20/25																				
at Georgia Tech	1/24/25																				
PITTSBURGH	1/31/25																				
at Stanford	2/4/25																				
at California	2/7/25																				
VIRGINIA TECH	2/11/25																				
at Duke	2/14/25																				
at Wake Forest	2/18/25																				
FLORIDA STATE	2/21/25																				
LOUISVILLE	2/28/25																				
at North Carolina	3/3/25																				
GEORGIA TECH	3/7/25																				
Totals																					

WAHLIN SEASON HIGHS			
PTS	14	vs.	Morehead State (11/11/25)
FG	5	vs.	Morehead State (11/11/25)
3FG	4	vs.	Morehead State (11/11/25)
FT	3	vs.	New Hampshire (11/3/25)
OR	1	vs.	New Hampshire (11/3/25)
DR	4	vs.	Morehead State (11/11/25)
TR	4	2x, last vs.	Morehead State (11/11/25)
AST	2	2x, last vs.	Morehead State (11/11/25)
STL	--		
BLK	1	vs.	Gardner-Webb (11/7/25)
MIN	24	vs.	Morehead State (11/11/25)
WAHLIN CAREER HIGHS			
PTS	16	vs.	Oklahoma State (1/11/25)
FG	5	2x, last vs.	Morehead State (11/11/25)
3FG	4	vs.	Morehead State (11/11/25)
FT	3	5x, last vs.	New Hampshire (11/3/25)
OR	4	vs.	Baylor (1/25/25)
DR	10	at	TCU (1/15/25)
TR	12	vs.	Kansas (2/15/25)
AST	4	2x, last vs.	UCF (3/11/25)
STL	6	vs.	Central Arkansas (11/7/24)
BLK	4	vs.	Central Arkansas (11/7/24)
MIN	33	3x, last at	UCF (2/23/25)

JAKE WAHLIN CAREER STATS																									
Year	Team	Field Goals						3-PT			Rebounds						PF	DQ	A	TO	Blk	Stl	Pts.	Avg.	
		GP	GS	Min.	FG	FGA	Pct.	FG	FGA	Pct.	FT	FTA	Pct.	OR	DR	TOT									Avg.
2023-24	Utah	20	0	114	6	20	.300	1	11	.091	1	4	.250	11	18	29	1.5	21	0	4	4	3	1	14	0.7
2024-25	Utah	33	23	774	78	167	.467	27	77	.351	26	39	.667	50	111	161	4.9	79	2	48	25	22	23	209	6.3
2025-26	Clemson	3	3	60	11	16	.688	6	10	.600	3	3	1.000	1	9	10	3.3	4	0	5	1	1	0	31	10.3
TOTAL		56	26	948	95	203	.468	34	98	.347	30	46	.652	62	138	200	3.6	104	2	57	30	26	24	254	4.5

Major: Athletic Leadership ... Son of Kelly and Kirk Davidson ... father, Kirk, was a center for the Wolf Pack basketball team and his mother, Kelly (Martin), played volleyball at Nevada ... brother, Blake, is a freshmen on the team at Clemson ... 2023-24 All-Mountain West Third Team ... Posted 27 double-digit scoring games last year, including nine 20-point outings ... Has 11 career double-doubles.

NICK DAVIDSON 2025-26 GAME STATS																					
Opponent	Date	GS	Min.	Field Goals		3-PT				Rebounds							A	TO	Blk	Stl	Pts.
				FG	Pct.	FG	Pct.	FT	Pct.	OR	DR	TOT	PF	FO							
NEW HAMPSHIRE	11/3/25	*	20	3-4	.750	1-1	1.000	3-4	.750	1	4	5	1	0	1	0	1	0	10		
GARDNER-WEBB	11/7/25	*	22	6-10	.600	1-3	.333	5-8	.625	5	1	6	1	0	2	0	0	2	18		
MOREHEAD STATE	11/11/25	*	27	1-6	.167	0-2	.000	4-4	1.000	4	3	7	2	0	1	2	0	2	6		
at Georgetown	11/15/25																				
NORTH ALABAMA	11/17/25																				
vs. West Virginia	11/21/25																				
vs. Georgia or Xavier	11/23/25																				
ALABAMA A&M	11/28/25																				
at Alabama	12/3/25																				
vs. BYU	12/9/25																				
MERCER	12/13/25																				
SOUTH CAROLINA	12/16/25																				
vs. Cincinnati	12/21/25																				
at Syracuse	12/31/25																				
at Pittsburgh	1/3/25																				
SMU	1/7/25																				
at Notre Dame	1/10/25																				
BOSTON COLLEGE	1/13/25																				
MIAMI (FLA.)	1/17/25																				
NC STATE	1/20/25																				
at Georgia Tech	1/24/25																				
PITTSBURGH	1/31/25																				
at Stanford	2/4/25																				
at California	2/7/25																				
VIRGINIA TECH	2/11/25																				
at Duke	2/14/25																				
at Wake Forest	2/18/25																				
FLORIDA STATE	2/21/25																				
LOUISVILLE	2/28/25																				
at North Carolina	3/3/25																				
GEORGIA TECH	3/7/25																				
Totals																					

DAVIDSON SEASON HIGHS		
PTS	18	vs. Gardner-Webb (11/7/25)
FG	6	vs. Gardner-Webb (11/7/25)
3FG	1	2x, last vs. Gardner-Webb (11/7/25)
FT	5	vs. Gardner-Webb (11/7/25)
OR	5	vs. Gardner-Webb (11/7/25)
DR	4	vs. New Hampshire (11/3/25)
TR	7	vs. Morehead State (11/11/25)
AST	2	vs. Gardner-Webb (11/7/25)
STL	2	2x, last vs. Morehead State (11/11/25)
BLK	1	vs. New Hampshire (11/3/25)
MIN	27	vs. Morehead State (11/11/25)
DAVIDSON CAREER HIGHS		
PTS	26	vs. Sam Houston State (11/4/24)
FG	10	2x, last vs. Fresno State (2/10/25)
3FG	4	at New Mexico (1/3/25)
FT	9	vs. Wyoming (2/25/25)
OR	7	3x, last at Fresno State (1/11/25)
DR	13	vs. Temple (12/21/23)
TR	16	vs. Temple (12/21/23)
AST	7	vs. Texas Southern (12/14/24)
STL	3	3x, last vs. Boise State (2/22/25)
BLK	5	at New Mexico (1/3/25)
MIN	41	at New Mexico (1/3/25)

NICK DAVIDSON CAREER STATS																									
Year	Team	Field Goals						3-PT			Rebounds							PF	DQ	A	TO	Blk	Stl	Pts.	Avg.
		GP	GS	Min.	FG	FGA	Pct.	FG	FGA	Pct.	FT	FTA	Pct.	OR	DR	TOT	Avg.								
2021-22	Nevada	REDSHIRTED																							
2022-23	Nevada	33	0	579	68	154	.442	24	67	.358	69	86	.802	49	85	134	4.1	84	3	14	27	16	14	229	6.9
2023-24	Nevada	34	34	985	151	277	.545	26	89	.292	87	115	.757	62	186	248	7.3	85	1	46	43	24	25	415	12.2
2024-25	Nevada	33	33	1096	176	352	.500	46	124	.371	123	176	.699	61	153	214	6.5	79	2	92	63	39	27	521	15.8
2025-26	Clemson	3	3	69	10	20	.500	2	6	.333	12	16	.750	10	8	18	6.0	4	0	4	2	1	4	34	11.3
TOTAL		103	70	2729	405	803	.504	98	286	.343	291	393	.740	182	432	614	6.0	252	6	156	135	80	70	1199	11.6

BLAKE DAVIDSON 2025-26 GAME STATS																			DAVIDSON SEASON HIGHS					
Opponent	Date	Field Goals				3-PT		Rebounds											PTS					
		GS	Min.	FG	Pct.	FG	Pct.	FT	Pct.	OR	DR	TOT	PF	FO	A	TO	Blk	Stl	Pts.					
NEW HAMPSHIRE	11/3/25																			PTS	--			
GARDNER-WEBB	11/7/25																			FG	--			
MOREHEAD STATE	11/11/25																			3FG	--			
at Georgetown	11/15/25																			FT	--			
NORTH ALABAMA	11/17/25																			OR	--			
vs. West Virginia	11/21/25																			DR	--			
vs. Georgia or Xavier	11/23/25																			TR	--			
ALABAMA A&M	11/28/25																			AST	--			
at Alabama	12/3/25																			STL	--			
vs. BYU	12/9/25																			BLK	--			
MERCER	12/13/25																			MIN	--			
SOUTH CAROLINA	12/16/25																			DAVIDSON CAREER HIGHS				
vs. Cincinnati	12/21/25																			PTS	--			
at Syracuse	12/31/25																			FG	--			
at Pittsburgh	1/3/25																			3FG	--			
SMU	1/7/25																			FT	--			
at Notre Dame	1/10/25																			OR	--			
BOSTON COLLEGE	1/13/25																			DR	--			
MIAMI (FLA.)	1/17/25																			TR	--			
NC STATE	1/20/25																			AST	--			
at Georgia Tech	1/24/25																			STL	--			
PITTSBURGH	1/31/25																			BLK	--			
at Stanford	2/4/25																			MIN	--			
at California	2/7/25																							
VIRGINIA TECH	2/11/25																							
at Duke	2/14/25																							
at Wake Forest	2/18/25																							
FLORIDA STATE	2/21/25																							
LOUISVILLE	2/28/25																							
at North Carolina	3/3/25																							
GEORGIA TECH	3/7/25																							
Totals																								

BLAKE DAVIDSON CAREER STATS																						
Year	Team				Field Goals			3-PT						Rebounds								
		GP	GS	Min.	FG	FGA	Pct.	FG	FGA	Pct.	FT	FTA	Pct.	OR	DR	TOT	Avg.	PF	DQ	A	TO	Blk
2025-26	Clemson																					
TOTAL																						

Major: Communication ... Son of Regina and Greg Buckner ... Ranked as a three-star, according to On3 ... Buckner is the son of former Littlejohn Legend Greg Buckner who played for the Tigers from 1994-98 ... He averaged 8.8 points per game with All Ohio Red on the EYBL Circuit. Buckner boasted nearly a 2:1 assist/turnover ratio through 24 games on the circuit. He exploded for a 29-point performance at Peach Jam in July.

ACE BUCKNER 2025-26 GAME STATS																			BUCKNER SEASON HIGHS					
Opponent	Date	GS	Field Goals			3-PT		Rebounds							PF	FO	A	TO	Blk	Stl	Pts.	PTS	18	vs. New Hampshire (11/3/25)
			Min.	FG	Pct.	FG	Pct.	FT	Pct.	OR	DR	TOT	FG	6								vs. New Hampshire (11/3/25)		
NEW HAMPSHIRE	11/3/25		20	6-7	.857	0-1	.000	6-7	.857	0	3	3	2	0	2	1	1	0	18	3FG	1	vs. Gardner-Webb (11/7/25)		
GARDNER-WEBB	11/7/25		16	5-11	.455	1-5	.200	0-0	.000	2	0	2	4	0	3	0	0	0	11	FT	6	vs. New Hampshire (11/3/25)		
MOREHEAD STATE	11/11/25		22	4-8	.500	0-4	.000	4-5	.800	1	4	5	2	0	2	0	0	1	12	OR	2	vs. Gardner-Webb (11/7/25)		
at Georgetown	11/15/25																		DR	4	vs. Morehead State (11/11/25)			
NORTH ALABAMA	11/17/25																		TR	5	vs. Morehead State (11/11/25)			
vs. West Virginia	11/21/25																		AST	3	vs. Gardner-Webb (11/7/25)			
vs. Georgia or Xavier	11/23/25																		STL	1	vs. Morehead State (11/11/25)			
ALABAMA A&M	11/28/25																		BLK	1	vs. New Hampshire (11/3/25)			
at Alabama	12/3/25																		MIN	22	vs. Morehead State (11/11/25)			
vs. BYU	12/9/25																		BUCKNER CAREER HIGHS					
MERCER	12/13/25																		PTS	18	vs. New Hampshire (11/3/25)			
SOUTH CAROLINA	12/16/25																		FG	6	vs. New Hampshire (11/3/25)			
vs. Cincinnati	12/21/25																		3FG	1	vs. Gardner-Webb (11/7/25)			
at Syracuse	12/31/25																		FT	6	vs. New Hampshire (11/3/25)			
at Pittsburgh	1/3/25																		OR	2	vs. Gardner-Webb (11/7/25)			
SMU	1/7/25																		DR	4	vs. Morehead State (11/11/25)			
at Notre Dame	1/10/25																		TR	5	vs. Morehead State (11/11/25)			
BOSTON COLLEGE	1/13/25																		AST	3	vs. Gardner-Webb (11/7/25)			
MIAMI (FLA.)	1/17/25																		STL	1	vs. Morehead State (11/11/25)			
NC STATE	1/20/25																		BLK	1	vs. New Hampshire (11/3/25)			
at Georgia Tech	1/24/25																		MIN	22	vs. Morehead State (11/11/25)			
PITTSBURGH	1/31/25																							
at Stanford	2/4/25																							
at California	2/7/25																							
VIRGINIA TECH	2/11/25																							
at Duke	2/14/25																							
at Wake Forest	2/18/25																							
FLORIDA STATE	2/21/25																							
LOUISVILLE	2/28/25																							
at North Carolina	3/3/25																							
GEORGIA TECH	3/7/25																							
Totals																								

ACE BUCKNER CAREER STATS																															
Year	Team	Field Goals						3-PT			Rebounds																				
		GP	GS	Min.	FG	FGA	Pct.	FG	FGA	Pct.	FT	FTA	Pct.	OR	DR	TOT	Avg.	PF	DQ	A	TO	Blk	Stl	Pts.	Avg.						
2024-25	Clemson												REDSHIRTED																		
2025-26	Clemson	3	0	58	15	26	.577	1	10	.100	10	12	.833	3	7	10	3.3	8	0	7	1	1	1	41	13.7						
TOTAL		3	0	58	15	26	.577	1	10	.100	10	12	.833	3	7	10	3.3	8	0	7	1	1	1	41	13.7						

Major: Economics ... Son of Kylie and Derrick Welling ... has three brothers, Hayden, Sawyer and Beckham ... 2024-25 WAC Defensive Player of the Year ... 2024-25 All-WAC Second Team ... 57 blocks last season ranked tied for fourth all-time in a single season in UVU history ... Season-high 24 points at Seattle last season ... Scored in double-figures 21 times and had five 20-point games.

CARTER WELLING 2025-26 GAME STATS																		
Opponent	Date	GS	Min.	Field Goals		3-PT			Rebounds									
				FG	Pct.	FG	Pct.	FT	Pct.	OR	DR	TOT	PF	FO	A	TO	Blk	Stl
NEW HAMPSHIRE	11/3/25		15	4-5	.800	0-1	.000	2-6	.333	2	3	5	0	2	0	0	0	10
GARDNER-WEBB	11/7/25		15	6-9	.667	1-1	1.000	1-3	.333	5	6	11	1	0	0	1	0	14
MOREHEAD STATE	11/11/25		11	2-2	1.000	0-0	.000	2-3	.667	0	2	2	3	0	1	0	1	6
at Georgetown	11/15/25																	
NORTH ALABAMA	11/17/25																	
vs. West Virginia	11/21/25																	
vs. Georgia or Xavier	11/23/25																	
ALABAMA A&M	11/28/25																	
at Alabama	12/3/25																	
vs. BYU	12/9/25																	
MERCER	12/13/25																	
SOUTH CAROLINA	12/16/25																	
vs. Cincinnati	12/21/25																	
at Syracuse	12/31/25																	
at Pittsburgh	1/3/25																	
SMU	1/7/25																	
at Notre Dame	1/10/25																	
BOSTON COLLEGE	1/13/25																	
MIAMI (FLA.)	1/17/25																	
NC STATE	1/20/25																	
at Georgia Tech	1/24/25																	
PITTSBURGH	1/31/25																	
at Stanford	2/4/25																	
at California	2/7/25																	
VIRGINIA TECH	2/11/25																	
at Duke	2/14/25																	
at Wake Forest	2/18/25																	
FLORIDA STATE	2/21/25																	
LOUISVILLE	2/28/25																	
at North Carolina	3/3/25																	
GEORGIA TECH	3/7/25																	
Totals																		

WELLING SEASON HIGHS		
PTS	14	vs. Gardner-Webb (11/7/25)
FG	6	vs. Gardner-Webb (11/7/25)
3FG	1	vs. Gardner-Webb (11/7/25)
FT	2	2x, last vs. Morehead State (11/11/25)
OR	5	vs. Gardner-Webb (11/7/25)
DR	6	vs. Gardner-Webb (11/7/25)
TR	11	vs. Gardner-Webb (11/7/25)
AST	2	vs. New Hampshire (11/3/25)
STL	--	
BLK	1	vs. Morehead State (11/11/25)
MIN	15	2x, last vs. Gardner-Webb (11/7/25)
WELLING CAREER HIGHS		
PTS	24	at Seattle (1/25/25)
FG	10	at Seattle (1/25/25)
3FG	4	at Weber State (12/21/24)
FT	8	2x, last vs. West Georgia (11/26/24)
OR	5	2x, last vs. Gardner-Webb (11/7/25)
DR	9	at Idaho State (12/18/24)
TR	11	3x, last vs. Gardner-Webb (11/7/25)
AST	4	2x, last at Utah Tech (2/20/25)
STL	3	at Southern Utah (2/15/25)
BLK	5	3x, last at Weber State (12/21/24)
MIN	35	at Utah Tech (2/20/25)

CARTER WELLING CAREER STATS																									
Year	Team	GP	GS	Min.	Field Goals			3-PT			Rebounds														
					FG	FGA	Pct.	FG	FGA	Pct.	FT	FTA	Pct.	OR	DR	TOT	Avg.	PF	DQ	A	TO	Blk	Stl	Pts.	Avg.
2023-24	UC Irvine	30	10	414	65	129	.504	3	10	.300	78	102	.765	32	76	108	3.6	65	1	14	24	31	5	211	7.0
2024-25	Utah Valley	32	32	784	142	297	.478	30	85	.353	106	164	.646	47	154	201	6.3	91	2	46	69	57	20	420	13.1
2025-26	Clemson	3	0	42	12	16	.750	1	2	.500	5	12	.417	7	11	18	6.0	4	0	3	1	1	0	30	10.0
TOTAL		65	42	1240	219	442	.495	34	97	.351	189	278	.680	86	241	327	5.0	160	3	63	94	89	25	661	10.2

Major: Pre-Business ... Ranked as a 3-star by 247Sports ... Grandson of former Clemson big man Randy Mahaffey who played for the Tigers from 1964-67 ... As a junior, averaged 16.0 points, 10.5 rebounds and 4.3 blocks per game and helped lead Lake Norman to the Elite Eight of the NCHSAA state tournament ... Chose Clemson over Georgia, Penn State, Virginia Tech, Wake Forest and South Carolina.

TRENT STEINOUR 2025-26 GAME STATS																			
Opponent	Date	GS	Min.	Field Goals		3-PT		FT	Pct.	Rebounds			PF	FO	A	TO	Blk	Stl	Pts.
				FG	Pct.	FG	Pct.			OR	DR	TOT							
NEW HAMPSHIRE	11/3/25	5	0-1	.000	0-0	.000	2-2	1.000	0	2	2	2	0	0	0	0	0	0	2
GARDNER-WEBB	11/7/25	2	0-0	.000	0-0	.000	0-0	.000	0	0	0	0	0	0	0	0	0	0	0
MOREHEAD STATE	11/11/25									DNP									
at Georgetown	11/15/25																		
NORTH ALABAMA	11/17/25																		
vs. West Virginia	11/21/25																		
vs. Georgia or Xavier	11/23/25																		
ALABAMA A&M	11/28/25																		
at Alabama	12/3/25																		
vs. BYU	12/9/25																		
MERCER	12/13/25																		
SOUTH CAROLINA	12/16/25																		
vs. Cincinnati	12/21/25																		
at Syracuse	12/31/25																		
at Pittsburgh	1/3/25																		
SMU	1/7/25																		
at Notre Dame	1/10/25																		
BOSTON COLLEGE	1/13/25																		
MIAMI (FLA.)	1/17/25																		
NC STATE	1/20/25																		
at Georgia Tech	1/24/25																		
PITTSBURGH	1/31/25																		
at Stanford	2/4/25																		
at California	2/7/25																		
VIRGINIA TECH	2/11/25																		
at Duke	2/14/25																		
at Wake Forest	2/18/25																		
FLORIDA STATE	2/21/25																		
LOUISVILLE	2/28/25																		
at North Carolina	3/3/25																		
GEORGIA TECH	3/7/25																		
Totals																			

STEINOUR SEASON HIGHS		
PTS	2	vs. New Hampshire (11/3/25)
FG	--	
3FG	--	
FT	2	vs. New Hampshire (11/3/25)
OR	--	
DR	2	vs. New Hampshire (11/3/25)
TR	2	vs. New Hampshire (11/3/25)
AST	--	
STL	--	
BLK	--	
MIN	5	vs. New Hampshire (11/3/25)

STEINOUR CAREER HIGHS		
PTS	2	vs. New Hampshire (11/3/25)
FG	--	
3FG	--	
FT	2	vs. New Hampshire (11/3/25)
OR	--	
DR	2	vs. New Hampshire (11/3/25)
TR	2	vs. New Hampshire (11/3/25)
AST	--	
STL	--	
BLK	--	
MIN	5	vs. New Hampshire (11/3/25)

TRENT STEINOUR CAREER STATS																									
Year	Team	Field Goals						3-PT			Rebounds														
		GP	GS	Min.	FG	FGA	Pct.	FG	FGA	Pct.	FT	FTA	Pct.	OR	DR	TOT	Avg.	PF	DQ	A	TO	Blk	Stl	Pts.	Avg.
2025-26	Clemson	2	0	7	0	1	.000	0	0	.000	2	2	1.000	0	2	2	1.0	2	0	0	0	0	0	2	1.0
TOTAL		2	0	7	0	1	.000	0	0	.000	2	2	1.000	0	2	2	1.0	2	0	0	0	0	0	2	1.0

MISCELLANEOUS STATS

THE LAST TIME...

CLEMSON

A player had a triple-double
A player had a 20-point, 15-rebound game
A player had a 20-point, 20-rebound game
A player had 30+ points
A player had 40+ points
A player had 50+ points
A player had 15+ field goals
A player had 15+ free throws
A player had 20+ rebounds
A player had 15+ assists
A player had 6+ steals
A player had 8+ blocks
A player converted a four-point play
A player was perfect from the field (min. 10 FGA)
A player was perfect from the foul line (min. 10 FTA)

1/26/93 vs. Maryland (Sharone Wright, 12p/14r/10b)
1/16/24 vs. Georgia Tech (PJ Hall, 31p/17r; Ian Schieffelin 20p/15r)
12/17/90 vs. SC State (Dale Davis, 22p/21r)
11/17/24 at Boise State (Chase Hunter, 30)
1/24/01 vs. Georgia Tech (Will Solomon, 41)
2/17/1916 (J.W. Stribling, 50)
1/14/87 vs. Furman (Horace Grant, 15)
1/27/13 vs. Virginia Tech (Milton Jennings, 16)
12/3/24 vs. Kentucky (Ian Schieffelin, 20)
2/13/02 vs. Wake Forest (Edward Scott, 16)
1/1/25 vs. Stanford (Dillon Hunter, 6)
2/6/16 vs. Virginia Tech (Landry Nnoko, 8)
3/5/24 vs. Syracuse (Joseph Girard III, 5:42 2H)
Never Accomplished
2/24/23 vs. Florida State (Joseph Girard III, 10-10)

OPPONENT

Never Accomplished
Not accomplished since at least 2010
1/11/06 vs. Wake Forest (Eric Williams, 22p/20r)
2/26/25 vs. Notre Dame (Markus Burton, 30)
3/12/11 vs. North Carolina (Harrison Barnes, 40)
2/24/55 at Furman (Darrell Floyd, 56)
2/24/82 at Duke (Vince Taylor, 16)
3/9/16 vs. Georgia Tech (Marcus Georges-Hunt, 15)
3/6/19 at Notre Dame (John Mooney, 20)
1/10/87 vs. Wake Forest (Tyrone "Mugsey" Bogues, 17)
2/3/07 at Georgia Tech (Javaris Crittenton, 7)
3/11/94 vs. Duke (Cherokee Parks, 10)
11/29/24 vs. Florida A&M (Shaqir O'Neal, 8:12 1H)
3/8/92 at Georgia Tech (Matt Geiger, 10-10)
11/21/18 vs. Creighton (Ty-Son Alexander, 11-11)

A team scored 100+ points
A team scored less than 40
A team had 25+ assists
A team had 50+ rebounds
A team shot .650+ from the field
A team did not miss a free throw (min. 10 FTA)
A team did not make a three-pointer
A team had two players score 30+ points
A team had two players score 25+ points
A team had two players score 20+ points
A team had three players score 20+ points

12/22/23 vs. Queens (109)
1/23/18 at Virginia (36)
11/7/25 vs. Gardner-Webb (25)
12/18/21 vs. South Carolina (51)
2/22/20 at Boston College (.689)
12/29/23 vs. Radford (14-14)
1/26/19 at NC State (0-7)
2/13/02 vs. Wake Forest (Stockman, 30; Scott, 30)
1/13/24 vs. Boston College (Hall, 26; Girard III 26)
2/4/25 vs. Georgia Tech (Hunter, 28; Schieffelin, 23)
3/4/06 vs. Georgia Tech (Hamilton, 24; Akingbala 22; Robinson, 22)

2/5/17 vs. Florida State (109)
11/3/25 vs. New Hampshire (38)
2/1/68 vs. Georgia Tech (35)
2/4/25 vs. Georgia Tech (56)
2/5/17 at Florida State (.661)
3/13/24 vs. Boston College (16-16)
2/1/06 at Florida State (0-9)
1/9/80 vs. Duke (Banks, 31; Gminski, 30)
1/30/18 vs. North Carolina (Johnson, 32; Berry, 27)
3/14/25 vs. Louisville (Edwards Jr., 21; Hadley 20)
1/3/24 at Miami (Fla.) (Pack 25, Omier 23, Cleveland 23)

A team had two double-doubles
A team had three double-doubles
A team had six players score 10+ points
Played an overtime game..... 1/18/25 at Pittsburgh (78-75)
Played a double-overtime game..... 1/16/24 vs. Georgia Tech (90-93); 11/29/22 vs. Penn State (101-94); 3/2/14 vs. Maryland (77-73)
Played a triple-overtime game..... 2/18/84 vs. Maryland (65-66); 2/4/25 vs. Georgia Tech (86-89)
Clemson was ranked (AP Poll)..... April 8, 2025 (22)
Clemson played a ranked opponent (AP Poll)..... vs. No. 13 Louisville (73-76) on March 14, 2025 (ACC Tournament Semifinal)
Clemson played a ranked opponent on the road (AP Poll)..... at No. 3 North Carolina (80-76) on Feb. 6, 2024
Clemson defeated a ranked opponent (AP Poll)..... vs. No. 2 Duke (77-71) on February 8, 2025
Clemson defeated a ranked opponent on the road (AP Poll)..... at No. 3 North Carolina (80-76) on Feb. 6, 2024
Clemson defeated a ranked opponent in the postseason (AP Poll)..... vs. No. 9 Arizona (77-72) on March 28, 2024 (NCAA Tournament Sweet 16)
Clemson lost to a ranked opponent (AP Poll)..... vs. No. 13 Louisville (73-76) on March 14, 2025 (ACC Tournament Semifinal)
Clemson faced No. 1 (AP Poll)..... vs. Duke (68-87) on January 5, 2019
Clemson defeated No. 1 (AP Poll)..... vs. North Carolina (75-65) on February 18, 2001
Clemson defeated Top 5 (AP Poll)..... vs. No. 2 Duke (77-71) on February 8, 2025
Clemson defeated Top 10 (AP Poll)..... vs. No. 2 Duke (77-71) on February 8, 2025

MISCELLANEOUS STATS

Dunks (11): RJ Godfrey (3), Chase Thompson (2), Jake Wahlin (1), Carter Welling (5)
Charges Taken (1): Ace Buckner (1)
20-Point Games (0): ---
30-Point Games (0): ---
Double-Doubles (1): RJ Godfrey (1), Carter Welling (1)
Double Figure Scoring (11): Ace Buckner (3), Nick Davidson (2), RJ Godfrey (2), Jake Wahlin (2), Carter Welling (2)
Double Figure Rebounding (2): RJ Godfrey (1), Carter Welling (1)
Led Clemson in Scoring (no ties): Ace Buckner (1), Nick Davidson (1), Jake Wahlin (1)
Led Clemson in Rebounding (no ties): RJ Godfrey (2), Carter Welling (1)
Led Clemson in Assists (no ties): Zac Foster (1), Dillon Hunter (1)
Consecutive Field Goals Made: ---
Consecutive Points Scored: 6 by Ace Buckner and Justin Porter (11/3/25 vs. New Hampshire); 6 by Jake Wahlin (11/11/25 vs. Morehead State)
Consecutive Free Throws Made: 5 by Ace Buckner (11/3/25 vs. New Hampshire)
Consecutive Three-Pointers Made: 2 by Jake Wahlin (11/11/25 vs. Morehead State)
Largest Lead: 52 vs. New Hampshire (2nd half, 0:31)
Largest Deficit: ---
Largest Halftime Deficit: ---
Largest Deficit Overcome for Victory: ---
Most Consecutive Clemson Points: 15 vs. New Hampshire (11/3/25)

CLEMSON'S RECORD...

Overall3-0
At home3-0
On the road0-0
At neutral sites0-0
In overtime.....0-0
Vs. ranked opponents0-0
In games decided by 3 points or less0-0
In games decided by 5 points or less0-0
In games decided by 7 or more points3-0
When leading at halftime3-0
When trailing at halftime0-0
When tied at halftime0-0
When leading with 5:00 left3-0
When trailing with 5:00 left0-0
When leading with 1:00 left3-0
When trailing with 1:00 left0-0
When shooting 50% or better1-0
When opponent shoots less than 50%3-0
When scoring 70 or more points3-0
When winning the rebound margin2-0
When winning the turnover margin3-0
When winning points in the paint3-0
When winning bench points3-0
In November3-0
In December0-0
In January0-0
In February0-0
In March0-0

2025-26 STARTING LINEUPS (1)

Lineup #	Game #	G	G	G/F	F	C	G	W-L	PCT.
1	1-3	Hunter	Porter	Wahlin	Godfrey	N. Davidson	3	3-0	1.000



SUPERLATIVE STATS

INDIVIDUAL GAME HIGHS/INDIVIDUAL HIGHS UNDER BROWNELL

italic indicates all-time under Coach Brownell

CLEMSON		OPPONENT	
	HIGHS		HIGHS
Points	18, Ace Buckner, 11/3/25 vs. New Hampshire; Nick Davidson, 11/7/25 vs. Gardner-Webb <i>33, Jaron Blossomgame, 2/20/16 at NC State</i>	Points	18, Davion Cunningham, 11/11/25 vs. Morehead State <i>40, Harrison Barnes, 3/12/11 vs. North Carolina</i>
FG	6, three players, last by Nick Davidson/Carter Welling, 11/7/25 vs. Gardner-Webb <i>13, Jaron Blossomgame, last on 2/8/16 vs. Notre Dame</i>	FG	7, Davion Cunningham, 11/11/25 vs. Morehead State <i>12, last by Naithan George, 2/4/25 vs. Georgia Tech</i>
FGA	11, two players, last by Justin Porter/Ace Buckner, 11/7/25 vs. Gardner-Webb <i>24, KJ McDaniels, 2/11/14 at Notre Dame</i>	FGA	18, Davion Cunningham, 11/11/25 vs. Morehead State <i>26, Naithan George, 2/4/25 vs. Georgia Tech</i>
FG Perfection	5, RJ Godfrey, 11/7/25 vs. Gardner-Webb <i>7, last by Ian Schieffelin, 3/4/23 vs. Notre Dame</i>	FG Perfection	1, three players, last by Jamias Ferere, 11/7/25 vs. Gardner-Webb <i>8, Mark Williams, 2/10/22 vs. Duke</i>
3FG	4, Jake Wahlin, 11/11/25 vs. Morehead State <i>8, Marquise Reed, 2/21/18 at Virginia Tech*</i>	3FG	3, Spence Sims, 11/7/25 vs. Gardner-Webb; Davion Cunningham, 11/11/25 vs. Morehead State <i>8, Lamar Peters, 12/8/18 vs. Mississippi State</i>
3FGA	8, Justin Porter, 11/7/25 vs. Gardner-Webb <i>20, Marquise Reed, 2/21/18 at Virginia Tech</i>	3FGA	8, Davion Cunningham, 11/11/25 vs. Morehead State <i>16, Claudell Harris Jr., 3/13/24 vs. Boston College</i>
3FG Perfection	2, Jake Wahlin, 11/3/25 vs. New Hampshire <i>5, Gabe DeVoe, 11/24/17 vs. Texas Southern</i>	3FG Perfection	1, three players, last by Anouar Mellouk, 11/11/25 vs. Morehead State <i>5, last by Chris Childs, 11/15/21 vs. Bryant</i>
FT	6, Ace Buckner, 11/3/25 vs. New Hampshire <i>16, Milton Jennings, 1/27/13 vs. Virginia Tech</i>	FT	7, Jacob Hudson, 11/7/25 vs. Gardner-Webb <i>15, Marcus Georges-Hunt, 3/9/16 at Georgia Tech</i>
FTA	8, Nick Davidson, 11/7/25 vs. Gardner-Webb <i>18, Milton Jennings, 1/27/13 vs. Virginia Tech</i>	FTA	11, Jacob Hudson, 11/7/25 vs. Gardner-Webb <i>16, Marcus Georges-Hunt, 3/9/16 at Georgia Tech</i>
FT Perfection	4, Nick Davidson, 11/11/25 vs. Morehead State <i>10, Brevin Galloway, 2/25/23 at NC State; Joseph Girard III, 2/24/24 vs. Florida State</i>	FT Perfection	4, George Marshall, 11/11/25 vs. Morehead State <i>8, Sean Pedulla, 1/10 at Virginia Tech; Tae Davis, 3/2 at Notre Dame</i>
Rebounds	11, Carter Welling, 11/7/25 vs. Gardner-Webb; RJ Godfrey, 11/11/25 vs. Morehead State <i>20, Ian Schieffelin, 12/3/24 vs. Kentucky</i>	Rebounds	7, four players, last by Davion Cunningham, 11/11/25 vs. Morehead State <i>20, John Mooney, 3/9/19 at Notre Dame</i>
Offensive Reb.	7, RJ Godfrey, 11/11/25 vs. Morehead State <i>9, Ian Schieffelin, 11/7/22 vs. The Citadel; PJ Hall, 1/16/24 vs. Georgia Tech</i>	Offensive Reb.	4, Jon Carroll/Clayton Parker, 11/11/25 vs. Morehead State <i>8, Jordan Murphy, 11/30/15 at Minnesota</i>
Assists	5, Zac Foster, 11/7/25 vs. Gardner-Webb <i>11, last by Chase Hunter, 2/22/23 vs. Syracuse</i>	Assists	3, Kilian Robinson, 11/3/25 vs. New Hampshire <i>13, Kendall Marshall, 2/18/12 at North Carolina</i>
Blocks	2, Zac Foster, 11/3/25 vs. New Hampshire <i>8, last by Landry Nnoko, 2/6/16 at Virginia Tech</i>	Blocks	1, five players, last by Davion Cunningham/Anouar Mellouk/Tamaurya Releford, 11/11/25 vs. Morehead State <i>7, James Banks III, 2/6/19 at Georgia Tech</i>
Steals	2, six players, last by RJ Godfrey/Nick Davidson, 11/11/25 vs. Morehead State <i>6, Avry Holmes, 2/13/16 vs. Georgia Tech</i>	Steals	1, nine players, last by Clayton Parker/Davion Cunningham/Anouar Mellouk, 11/11/25 vs. Morehead State <i>6, Makai Ashton-Longford, 1/31/23 at Boston College</i>
Minutes	28, RJ Godfrey, 11/11/25 vs. Morehead State <i>^^^52, Chase Hunter, 2/4/25 vs. Georgia Tech</i>	Minutes	32, Davide Poser, 11/3/25 vs. New Hampshire; Jacob Hudson, 11/7/25 vs. Gardner-Webb <i>^^^55, Naithan George, 2/4/25 vs. Georgia Tech</i>

^ - denotes one overtime period, * - denotes school record

2025-26 TEAM HIGHS & LOWS

CLEMSON		OPPONENT	
	HIGHS		LOWS
Points	97, 11/7/25 vs. Gardner-Webb.....	59, 11/7/25 vs. Gardner-Webb.....	38, 11/3/25 vs. New Hampshire
1st Half Points	45, 11/7/25 vs. Gardner-Webb.....	30, 11/7/25 vs. Gardner-Webb.....	16, 11/3/25 vs. New Hampshire
2nd Half Points	52, 11/7/25 vs. Gardner-Webb.....	36, 11/11/25 vs. Morehead State.....	22, 11/3/25 vs. New Hampshire
1st Half FG%	50.0, 11/3/25 vs. New Hampshire.....	41.7, 11/7/25 vs. Gardner-Webb.....	21.2, 11/3/25 vs. New Hampshire
2nd Half FG%	55.2, 11/11/25 vs. Morehead State.....	45.2, 11/11/25 vs. Morehead State.....	29.6, 11/3/25 vs. New Hampshire
Scoring Margin	+50, 11/3/25 vs. New Hampshire.....	21, 11/11/25 vs. Morehead State.....	15, 11/3/25 vs. New Hampshire
FG	37, 11/7/25 vs. Gardner-Webb.....	62, 11/11/25 vs. Morehead State.....	47, 11/7/25 vs. Gardner-Webb
FGA	77, 11/7/25 vs. Gardner-Webb.....	33.9, 11/11/25 vs. Morehead State.....	25.0, 11/3/25 vs. New Hampshire
FG%	51.0, 11/3/25 vs. New Hampshire.....	6, 11/7/25 vs. Gardner-Webb.....	4, 11/3/25 vs. New Hampshire
3FG	11, 11/11/25 vs. Morehead State.....	27, 11/3/25 vs. New Hampshire.....	20, 11/7/25 vs. Gardner-Webb
3FGA	36, 11/7/25 vs. Gardner-Webb.....	30.0, 11/7/25 vs. Gardner-Webb.....	14.8, 11/3/25 vs. New Hampshire
3FG% (Min. 10)	36.7, 11/11/25 vs. Morehead State.....	17, 11/7/25 vs. Gardner-Webb.....	4, 11/3/25 vs. New Hampshire
FT	30, 11/3/25 vs. New Hampshire.....	26, 11/7/25 vs. Gardner-Webb.....	9, 11/3/25 vs. New Hampshire
FTA	41, 11/3/25 vs. New Hampshire.....	72.7, 11/11/25 vs. Morehead State.....	44.4, 11/3/25 vs. New Hampshire
FT% (Min. 10)	77.8, 11/11/25 vs. Morehead State.....	41, 11/11/25 vs. Morehead State.....	28, 11/7/25 vs. Gardner-Webb
Rebounds	47, 11/7/25 vs. Gardner-Webb.....	19, 11/11/25 vs. Morehead State.....	6, 11/7/25 vs. Gardner-Webb
Offensive Reb.	19, 11/7/25 vs. Gardner-Webb.....	8, 11/7/25 vs. Gardner-Webb.....	7, 11/3/25 vs. New Hampshire
Rebound Margin	+19, 11/7/25 vs. Gardner-Webb.....	16, 11/7/25 vs. Gardner-Webb.....	13, 11/3/25 vs. New Hampshire
Assists	25, 11/7/25 vs. Gardner-Webb.....	3, 11/11/25 vs. Morehead State.....	1, 11/3/25 vs. New Hampshire; 11/7/25 vs. Gardner-Webb
Turnovers	6, 11/3/25 vs. New Hampshire.....	4, 11/3/25 vs. New Hampshire.....	2, 11/7/25 vs. Gardner-Webb
Blocks	4, 11/3/25 vs. New Hampshire.....	28, 11/3/25 vs. New Hampshire.....	18, 11/7/25 vs. Gardner-Webb
Steals	9, 11/7/25 vs. Gardner-Webb.....		
Fouls	16, 11/7/25 vs. Gardner-Webb; 11/11/25 vs. Morehead State.....		

TEAM HIGHS & LOWS UNDER BROWNELL

CLEMSON		OPPONENT	
	HIGHS		LOWS
Points	109, 12/22/23 vs. Queens.....	109, 2/5/17 at Florida State.....	35, 12/14/13 vs. Furman
1st Half Points	69, 12/22/23 vs. Queens.....	51, 2/5/17 at Florida State.....	14, last on 11/21/22 vs. Loyola Maryland
2nd Half Points	56, last on 1/16/18 at North Carolina.....	60, 1/3/24 at Miami (Fla.).....	11, 12/20/19 vs. Jacksonville
1st Half FG%	71.1, 12/22/23 vs. Queens.....	64.0, 3/4/12 at Florida State.....	17.2, 2/14/13 at Georgia Tech
2nd Half FG%	85.0, 1/12/11 vs. Georgia Tech.....	75.0, 1/3 at Miami (Fla.).....	16.7, 11/13/13 vs. Delaware State
Scoring Margin	+50, 11/3/25 vs. New Hampshire.....	41, 2/5/17 at Florida State.....	11, 12/17/10 vs. Savannah State
FG	43, 12/22/23 vs. Queens.....	79, 3/2/14 vs. Maryland.....	38, 2/25/14 at Wake Forest
FGA	73, 3/4/12 at Florida State.....	66.1, 2/5/17 at Florida State.....	22.9, 12/17/10 vs. Savannah State
FG%	69.2, 1/12/11 vs. Georgia Tech.....	19, 12/8/18 vs. Mississippi State.....	1, last on 2/13/16 vs. Georgia Tech
3FG	15, 1/30/18 vs. North Carolina.....	42, 12/22/23 vs. Queens.....	9, last on 11/23/12 vs. UTEP
3FGA	36, last on 2/21/18 at Virginia Tech.....	72.7, 2/7/12 vs. Maryland.....	7.1, 3/13/25 vs. SMU
3FG% (Min. 10)	78.6, 1/12/11 vs. Georgia Tech.....	25, last on 2/15/22 at Florida State.....	1, last on 12/23/12 vs. SC State
FT	32, 1/10/16 vs. Louisville.....	35, 1/22/11 at Maryland.....	1, 2/14/12 vs. Virginia
FTA	46, 11/12/10 vs. Western Carolina.....	100.0, 3/13/24 vs. Boston College.....	18.2, 11/22/13 vs. Davidson
FT% (Min. 10)	100.0, 1/31/23 at Boston College (16-16).....	63, 3/2/14 vs. Maryland.....	13, 12/29/23 vs. Radford
Rebounds	51, last on 12/18/21 vs. South Carolina.....	24, 1/10/16 vs. Louisville; 2/4 vs. Georgia Tech.....	1, 1/12/12 at Boston College
Offensive Reb.	23, last on 12/13/16 vs. SC State.....	26, 2/5/17 at Florida State.....	2, 12/18/18 vs. Charleston Southern
Rebound Margin	+32, 12/29/23 vs. Radford.....	25, 1/13 vs. The Citadel.....	4, 11/21/13 vs. Temple
Assists	+28, 2/22/23 vs. Syracuse.....	11, 12/22/21 at Virginia.....	0, last on 1/13/24 vs. Boston College
Turnovers	22, 2/5/17 at Florida State.....	17, 12/12/20 vs. Alabama.....	0, 3x, last 2/26 vs. Notre Dame
Blocks	12, last on 11/17/13 vs. South Carolina.....	32, 11/12/10 vs. Western Carolina.....	6, 12/29/23 vs. Radford
Steals	16, 1/13 vs. The Citadel; 1/1/25 vs. Stanford.....		
Fouls	26, 1/17/23 at Wake Forest.....		

GAME-BY-GAME RESULTS

Opponent	Score	By Periods	FGM-A-Pct.	3FGM-A-Pct	FTM-A-Pct.	Reb (O-D)	PF-DQ	A	TO	BS	S	1H-FG%	2H-FG%	Bench
H-New Hampshire	38	16-22	15-60-.250	4-27-.148	4-9-.444	30 (8-22)	28-1	7	13	1	4	.212	.296	27
CLEMSON	88	43-45	26-51-.510	6-19-.316	30-41-.732	45 (7-38)	15-0	13	6	4	2	.500	.519	43
H-Gardner-Webb	59	30-29	18-47-.383	6-20-.300	17-26-.654	28 (6-22)	18-2	8	16	1	2	.417	.348	32
CLEMSON	97	45-52	37-77-.481	10-36-.278	13-20-.650	47 (19-28)	16-0	25	3	3	9	.486	.475	44
H-Morehead State	56	20-36	21-62-.339	6-25-.240	8-11-.727	41 (19-22)	19-0	7	11	3	3	.226	.452	16
CLEMSON	83	39-44	29-62-.468	11-30-.367	14-18-.778	40 (15-25)	16-0	19	5	2	6	.394	.552	36

OVERALL STATISTICS



2025-26 Clemson Men's Basketball Combined Team Statistics All games

Page 1/1
as of Nov 12, 2025

Game Records

Record	Overall	Home	Away	Neutral
ALL GAMES	3-0	3-0	0-0	0-0
CONFERENCE	0-0	0-0	0-0	0-0
NON-CONFERENCE	3-0	3-0	0-0	0-0

Score by Periods

Team	1st	2nd	OT	TOT
Clemson	127	141	0	268
Opponents	66	87	0	153

Team Box Score

No.	Player				Total		3-Point		F-Throw		Rebounds											
		GP-GS	MIN	AVG	FG-FGA	FG%	3FG-3FGA	3FG%	FT-FTA	FT%	OFF	DEF	TOT	AVG	PF	DQ	A	TO	BLK	STL	PTS	AVG
21	BUCKNER, Ace	3-0	57:52	19.3	15-26	.577	1-10	.100	10-12	.833	3	7	10	3.3	8	0	7	1	1	1	41	13.7
0	GODFREY, RJ	3-3	71:50	23.9	14-19	.737	0-1	.000	7-9	.778	8	18	26	8.7	7	0	9	2	1	4	35	11.7
11	DAVIDSON, Nick	3-3	69:15	23.1	10-20	.500	2-6	.333	12-16	.750	10	8	18	6.0	4	0	4	2	1	4	34	11.3
10	WAHLIN, Jake	3-3	59:43	19.9	11-16	.688	6-10	.600	3-3	1.000	1	9	10	3.3	4	0	5	1	1	0	31	10.3
22	WELLING, Carter	3-0	41:57	14.0	12-16	.750	1-2	.500	5-12	.417	7	11	18	6.0	4	0	3	1	1	0	30	10.0
1	PORTER, Jestin	3-3	50:04	16.7	7-23	.304	6-17	.353	6-9	.667	5	5	10	3.3	1	0	7	1	0	1	26	8.7
2	HUNTER, Dillon	3-3	65:46	21.9	7-21	.333	3-12	.250	2-2	1.000	2	6	8	2.7	3	0	7	0	0	2	19	6.3
4	JOHNSON, Efrem	3-0	47:34	15.9	5-14	.357	3-10	.300	2-2	1.000	1	2	3	1.0	2	0	2	0	1	1	15	5.0
5	FOSTER, Zac	3-0	59:55	20.0	4-20	.200	2-12	.167	4-4	1.000	0	11	11	3.7	8	0	8	2	2	2	14	4.7
3	THOMPSON, Chase	3-0	49:60	16.7	4-8	.500	1-2	.500	2-4	.500	1	4	5	1.7	3	0	5	1	1	2	11	3.7
8	THOMAS, Dallas	3-0	19:06	6.4	3-6	.500	2-3	.667	2-4	.500	1	2	3	1.0	1	0	0	3	0	0	10	3.3
44	STEINOUR, Trent	2-0	06:58	3.5	0-1	.000	0-0	.000	2-2	1.000	0	2	2	1.0	2	0	0	0	0	0	2	1.0
Team											2	6	8									
Total		3	600		92-190	.484	27-85	.318	57-79	.722	41	91	132	44.0	47	0	57	14	9	17	268	89.3
Opponents		3	600		54-169	.320	16-72	.222	29-46	.630	33	66	99	33.0	65	3	22	40	5	9	153	51.0

Team Statistics

	CU	OPP
Scoring	268	153
Points per game	89.3	51.0
Scoring margin	+38.3	-
Field goals-att	92-190	54-169
Field goal pct	.484	.320
3 point fg-att	27-85	16-72
3-point FG pct	.318	.222
3-pt FG made per game	9.0	5.3
Free throws-att	57-79	29-46
Free throw pct	.722	.630
F-Throws made per game	19.0	9.7
Rebounds	132	99
Rebounds per game	44.0	33.0
Rebounding margin	+11.0	-
Assists	57	22
Assists per game	19.0	7.3
Turnovers	14	40
Turnovers per game	4.7	13.3
Turnover margin	+8.7	-
Assist/turnover ratio	4.1	0.6
Steals	17	9
Steals per game	5.7	3.0
Blocks	9	5
Blocks per game	3.0	1.7
Winning streak	3	-
Home win streak	3	-
Attendance	21013	0
Home games-Avg/Game	3-7004	0-0
Neutral site-Avg/Game	-	0-0

Team Results

Date	Opponent		Score	Att.
11/03/2025	New Hampshire	W	88-38	7439
11/07/2025	Gardner-Webb	W	97-59	7217
11/11/2025	Morehead St.	W	83-56	6357

