



GAME NOTES

CLEMSON TIGERS 0-0 (ACC) VS. NEW HAMPSHIRE 0-0 (AMERICA EAST)

Non-Conference Game #1 • Home Game #1

TV: ACCNX

Radio: 105.5 FM "The Roar"

Monday, November 3 • Littlejohn Coliseum (Clemson, S.C.) • 7 p.m.



32 POSTSEASON APPEARANCES • 15 NCAA TOURNAMENTS • 5 SWEET SIXTEENS • 2 ELITE EIGHTS • 1990 ACC REGULAR SEASON CHAMPIONS

BROADCAST INFORMATION

ACCNX

Play-by-Play: Pete Yanity
Analyst: JD Powell
Producer: Rick Bagby
Watch Link: <https://bit.ly/4o9y4te>

CLEMSON ATHLETIC NETWORK

Play-by-Play: Don Munson
Analyst: Tim Bourret
Engineer: Ben Milstead
SiriusXM: Channel 139 or 194, and on the SiriusXM App

LIVE STATS

<https://stats.statbroadcast.com/broadcast/?id=611038>

SCHEDULE & RESULTS

Date	AP Rank	CU Opp	Opponent	TV	Eastern Time
0 17	-	-	PRESBYTERIAN EXHIB	N/A	W, 83-44
November (0-0)					
N 3	-	-	NEW HAMPSHIRE	ACCNX	7 p.m.
N 7	-	-	GARDNER-WEBB	ACCN	7 p.m.
N 11	-	-	MOREHEAD STATE	ACCNX	7 p.m.
N 15	-	-	at Georgetown	Peacock	12 p.m.
N 17	-	-	NORTH ALABAMA	ACCN	9 p.m.
N 21	-	-	vs. West Virginia ¹	ESPN2	6:30 p.m.
N 23	-	-	vs. Georgia or Xavier ¹	ESPN/2	1/3 p.m.
N 28	-	-	ALABAMA A&M	ACCNX	7 p.m.
December (0-0)					
D 3	-	-	at Alabama ²	ESPNU	7:15 p.m.
D 9	-	-	vs. BYU ³	ESPN	6:30 p.m.
D 13	-	-	MERCER	ACCNX	3 p.m.
D 16	-	-	SOUTH CAROLINA	ESPN2	7 p.m.
D 21	-	-	vs. Cincinnati ⁴	ESPN	3 p.m.
D 31	-	-	at Syracuse ⁵	ESPN2	2 p.m.
January (0-0)					
J 3	-	-	at Pittsburgh [*]	The CW	12 p.m.
J 7	-	-	SMU [*]	ESPN2/U	9 p.m.
J 10	-	-	at Notre Dame [*]	ESPN2/U	6 p.m.
J 13	-	-	BOSTON COLLEGE [*]	ACCN	7 p.m.
J 17	-	-	MIAMI (FLA.) [*]	The CW	2:15 p.m.
J 20	-	-	NC STATE [*]	ACCN	7 p.m.
J 24	-	-	at Georgia Tech	ACCN	12 p.m.
J 31	-	-	PITTSBURGH [*]	ACCN	12 p.m.
February (0-0)					
F 4	-	-	at Stanford [*]	ACCN	10 p.m.
F 7	-	-	at California [*]	ACCN	8 p.m.
F 11	-	-	VIRGINIA TECH [*]	ACCN	7 p.m.
F 14	-	-	at Duke [*]	ESPN	12 p.m.
F 18	-	-	at Wake Forest	ACCN	7 p.m.
F 21	-	-	FLORIDA STATE [*]	The CW	12 p.m.
F 28	-	-	LOUISVILLE [*]	ESPN/2	TBD
March (0-0)					
M 3	-	-	at North Carolina [*]	ESPN/2/U	7 p.m.
M 7	-	-	GEORGIA TECH [*]	ACCN	12 p.m.
M 10-14	-	-	ACC Tournament Championship ⁵		

* - ACC contest; Note: Home games in bold; ¹ Charleston Classic (TD Arena; Charleston, S.C.); ² ACC/SEC Challenge; ³ Jimmy V Classic (Madison Square Garden; New York, N.Y.); ⁴ Greenville Winter Invitational (Bon Secours Wellness Arena; Greenville, S.C.); ⁵ ACC Tournament (Spectrum Center; Charlotte, N.C.)

CLEMSONGRIT

DEFINITION

Passion and perseverance toward a long-term goal.

CULTURE OF COMMITMENT

Integrity, Work Ethic, Sacrifice

"Grit, passion and perseverance toward a long-term goal and that can be applied to many things. It's not just about a season. It might be a college career. It might be a professional career. It might be graduating from college. It can pertain to just about anything. You need to have tremendous passion for something in your life if you want to be successful." - Head Coach Brad Brownell

COMMUNICATIONS

BEN WINTERROWD

Associate Director for Strategic Communications and Publicity
Email: winterr@clemson.edu
Cell: (630) 862-8828

Clemson Athletics Website: ClemsonTigers.com

Clemson Basketball X/Instagram/Facebook: @ClemsonMBB

CLEMSON RECORDS

Overall:	0-0	--
vs. ACC opponents:	0-0	--
Non-Conference regular-season:	0-0	--
Home:	0-0	--
Away:	0-0	--
Neutral:	0-0	--

SERIES AT A GLANCE

OVERALL	FIRST MEETING
Current Streak	FIRST MEETING
Last Meeting	FIRST MEETING

BY THE NUMBERS

27

Clemson won a school record 27 games in the 2024-25 season. That included 26 victories during the regular season (school record), 18 ACC victories (school record) and nine road ACC victories (school record). Of the 18 wins in ACC play, 15 came by double-digits the most in school history and the third-most in ACC history. Clemson is second in the ACC in overall wins over the last three seasons (74).

CLEMSON BASKETBALL HEADLINES

» **NEW LOOK TIGERS:** Clemson underwent its largest roster turnover under Brad Brownell this past offseason that saw the graduations of Chase Hunter, Ian Schieffelin, Viktor Lakhin, Jaeden Zackery, Matt Kelly, Daniel Nauseef and Andrew Latiff. While seven exhausted eligibility, six entered the transfer portal. Dillon Hunter, Dallas Thomas and Ace Buckner are the stayovers from last year's roster.

• Clemson was active in the transfer portal, adding talent from all over the country, including Nick Davidson (Nevada), Carter Welling (Utah Valley), RJ Godfrey (Georgia), Jake Wahlin (Utah), Butta Johnson (UAB) and Justin Porter (Middle Tennessee State). In addition to these six, Clemson will also boast a freshmen class of four: Zac Foster, Chase Thompson, Trent Steinour and Blake Davidson.

• Godfrey returns to Clemson after spending a year away from the program at Georgia. He was recruited by Brownell out of high school and played his first two seasons in Tigertown, including helping the Tigers to the Elite Eight in 2023-24.

• Godfrey on returning to play for Coach Brownell: "His philosophies have helped me just in life. It's something I took for granted my first two years here ... I'm so grateful I have the opportunity to play for Clemson again."

• Coach Brownell on the team this season: "Be patient. I think we're going to be exciting and fun to watch. The strength of our team is the TEAM. It's our depth."

» **WINNING WAYS:** Clemson has won 74 games over the last three seasons, including two trips to the NCAA Tournament and the school's second Elite Eight appearance.

• The Tigers are 43-17 overall in the ACC over the same time period, the second-most wins in the ACC behind Duke.

• Clemson's 74-30 record for the last three years is the most wins in Clemson history over three consecutive years. The previous mark was a 72-30 mark between 2006-07 and 2008-09.

• The Tigers won a school record 27 games in 2024-25, including wins over AP Top 5 Kentucky and Duke. Clemson finished 18-2 in the ACC – the most conference wins in school history, including a record 15 by double-digits (third-most in ACC history). The Tigers finished 9-1 on the road in league play, four more ACC road wins than any previous season.

• Since 2017-18, the Tigers are fourth in the ACC in wins (168) and fourth in league wins (90).

» **BRAD BROWNELL INKS EXTENSION:** Clemson University and Head Basketball Coach Brad Brownell agreed to a contract through 2031, announced on April 25, 2025.

• Brownell is the winningest coach in program history with 292 wins as the leader of the Tigers.

• The Tigers have reached the NCAA Tournament four times in the last eight seasons that have culminated in a Sweet 16 appearance in 2018 and

an Elite Eight in 2024 – one of just 20 schools to accomplish those in separate seasons since 2018.

» **NEW ACC SCHEDULING:** The Atlantic Coast Conference announced the 2025-26 opponents for league members in a newly adjusted 18-game schedule which will be in effect immediately this season.

• The 18-game schedule features teams starting league play in late December and ending on the first Saturday of March. Each team will play one primary partner both home and away as well as one variable partner home and away. The variable partner will be determined each season. Teams will play one game, home or away, against 14 of the remaining 15 teams annually.

• Clemson's Opponents: **Rival:** Georgia Tech; **Repeat Home/Away:** Pitt; **Home Only:** SMU, Florida State, Miami, NC State, Virginia Tech, Louisville, Boston College; **Away Only:** California, Stanford, Wake Forest, North Carolina, Duke, North Carolina, Syracuse; **No Play:** Virginia

» **RESPECTED PROGRAM:** Clemson has garnered the respect of fellow coaches and media across the country for how Head Coach Brad Brownell has built his program and the success the Tigers have had over the last eight seasons, including their player development.

"Clemson Basketball to me is Brad Brownell. Tough, gritty, incredibly prepared, ready for the next challenge." - Debbie Antonelli, ESPN

"He's established the identity of what he wants Clemson Basketball to look like...I think he's obviously been underappreciated nationally. I think everyone in the league knows what type of coach he is." - Randolph Childress, ESPN

"Brad Brownell and his staff do an excellent job with player development." - Paul Biancardi, Recruiting Director, CBB and NBA Draft Analyst for ESPN

"Clemson Basketball is one of the premier individual player development programs in the country and they have been for awhile. Brad Brownell and his coaches do a great job." - Tom Crean, former head coach posted on X

PRONUNCIATIONS

BROWNELLBROWN-nehl
EFREMEF-frum
STEINOURSTINE-our
WAHLINWAH-leen

STATISTICAL OUTLOOK

	Clemson	Instagram	Ht.	Wt.	Yr.	Hometown	GP/GS	PPG	RPG	APG	MPG
F 0	RJ Godfrey	randallgodfreyjr	6-7	240	Sr.	Suwanee, Ga.					
G 1	Jestin Porter	iamjestinporter	6-1	180	Gr.	Houston, Texas					
G 2	Dillon Hunter	dillonhunter	6-3.5	195	Sr.	Atlanta, Ga.					
F 3	Chase Thompson	chase_thompsOn	6-8	228	Fr.	Glenwood, Minn.					
G 4	Butta Johnson	smoovlikbutta	6-4	180	Sr.	Huntsville, Ala.					
G 5	Zac Foster	zac2shift	6-4	190	Fr.	Atlanta, Ga.					
F 8	Dallas Thomas	bgadallas	6-9	180	Rfr.	Little Rock, Ark.					
F 10	Jake Wahlin	jwahlin	6-10	210	Jr.	Provo, Utah					
C 11	Nick Davidson	nickdavidsonn	6-10	235	RSr.	Mission Viejo, Calif.					
F 14	Blake Davidson	blake.davidson.4	6-9	213	Fr.	Mission Viejo, Calif.					
G 21	Ace Buckner	acebuckner_	6-3	180	Rfr.	Dallas, Texas					
F 22	Carter Welling	carter.welling	6-10	240	Jr.	Draper, Utah					
C 44	Trent Steinour	trentsteinour	6-10	218	Fr.	Huntersville, N.C.					



2025-26 CLEMSON BROADCAST SHEET



#0 RJ GODFREY

@randallgodfreyjr

SR. • F • 6-7 • 240 • SUWANEE, GA.

PPG	RPG	MPG	BLK	STL	APG	FG%	3FG%	FT%
6.4	3.8	19.4	19	20	1.0	.532	.000	.611

- Returned to Clemson this offseason after playing 2022-24 for the Tigers.
- Helped Tigers to 2024 Elite Eight

LAST GAME

Totaled two points, two rebounds, three assists and two steals in NCAA loss to Gonzaga (3/20/25).

SEASON HIGHS

Pts..... 21 (11/12/24)
Rebs..... 12 (11/12/24)
Asts..... 3 (3/20/25)
Stls..... 2 (3/1/25)
Blks..... 3 (2/15/25)



#1 JESTIN PORTER

@iamjestinporter

GR. • G • 6-1 • 180 • HOUSTON, TEXAS

PPG	RPG	MPG	BLK	STL	APG	FG%	3FG%	FT%
15.0	2.9	33.7	6	38	1.2	.411	.364	.822

- 2024-25 All-CUSA Second Team
- 2x CUSA Player of the Week
- Led team in scoring, 3-pointers made, free throw percentage and minutes.

LAST GAME

Scored 19 points in NIT loss to Chattanooga. Added four rebounds.

SEASON HIGHS

Pts..... 29 (1/11/25)
Rebs..... 9 (2/15/25)
Asts..... 3 (3/8/25)
Stls..... 4 (1/11/25)
Blks..... 2 (1/9/25)



#2 DILLON HUNTER

@dillonhunter

SR. • G • 6-3.5 • 195 • ATLANTA, GA.

PPG	RPG	MPG	BLK	STL	APG	FG%	3FG%	FT%
5.4	2.5	22.6	4	27	1.9	.404	.312	.615


- Best career assist-to-turnover ratio in Clemson history (2.88).
- Broke hand during ACCT game vs. SMU.

LAST GAME

Played limited 8:22 before breaking hand vs. SMU (3/13/25).

SEASON HIGHS

Pts..... 17 (2/15/25)
Rebs..... 6 (11/25/24)
Asts..... 7 (2/22/25)
Stls..... 6 (1/1/25)
Blks..... 2 (3/5/25)



#3 CHASE THOMPSON

@chase_thomps0n

FR. • F • 6-8 • 228 • GLENWOOD, MINN.

PPG	RPG	MPG	BLK	STL	APG	FG%	3FG%	FT%
---	---	---	---	---	---	---	---	---

- Led Alexandria Area to its first-ever state title by claiming the Class 3A crown in Minnesota.
- Named Minnesota Mr. Basketball

LAST GAME

No collegiate experience.

SEASON HIGHS

Pts
Rebs
Asts
Stls
Blks



#4 BUTTA JOHNSON

@smaovlikbutta

SR. • G • 6-4 • 180 • HUNTSVILLE, ALA.

PPG	RPG	MPG	BLK	STL	APG	FG%	3FG%	FT%
8.8	2.1	26.8	7	31	1.8	.367	.320	.867

- Netted 14 double-digit scoring games, including season-high 24 in a 90-89 win at Rice (2/19/25).

LAST GAME

Scored seven points and totaled two rebounds and three assists in an NIT loss at UC Irvine (3/26/25).

SEASON HIGHS

Pts..... 24 (2/19/25)
Rebs..... 6 (3/16/25)
Asts..... 5 (1/18/24)
Stls..... 4 (3/2/25)
Blks..... 2 (3/9/25)



#5 ZAC FOSTER

@zac2shifty

FR. • G • 6-4 • 190 • ATLANTA, GA.

PPG	RPG	MPG	BLK	STL	APG	FG%	3FG%	FT%
---	---	---	---	---	---	---	---	---

- No. 70 overall prospect in 2025 class.
- Chose Clemson over Virginia Tech, Cincinnati, Georgia and West Virginia.

LAST GAME

No collegiate experience.

SEASON HIGHS

Pts
Rebs
Asts
Stls
Blks



#8 DALLAS THOMAS

@bgadallas

RFR. • F • 6-9 • 180 • LITTLE ROCK, ARK.

PPG	RPG	MPG	BLK	STL	APG	FG%	3FG%	FT%
---	---	---	---	---	---	---	---	---


- Redshirted the 2024-25 season and will have four years of eligibility remaining beginning in 2025-26.

LAST GAME

No collegiate experience.

SEASON HIGHS

Pts
Rebs
Asts
Stls
Blks



#10 JAKE WAHLIN

@jwahlin

JR. • F • 6-10 • 210 • PROVO, UTAH

PPG	RPG	MPG	BLK	STL	APG	FG%	3FG%	FT%
6.3	4.9	23.5	22	23	1.5	.467	.351	.667

- Best collegiate season as a sophomore at Utah last year.
- Career-high points, rebounds, blocks, steals, assists and shooting percentages.

LAST GAME

Scored 10 points in a 86-84 loss to Butler in the CBC.

SEASON HIGHS

Pts..... 16 (1/11/25)
Rebs..... 12 (2/15/25)
Asts..... 4 (3/11/25)
Stls..... 6 (11/7/24)
Blks..... 4 (11/7/24)



#11 NICK DAVIDSON

@nickdavidsonn

RSR. • F/C • 6-10 • 235 • MISSION VIEJO, CALIF.

PPG	RPG	MPG	BLK	STL	APG	FG%	3FG%	FT%
15.8	6.5	33.2	39	27	2.8	.500	.371	.699

- Career year in final year at Nevada. Career-bests in points, assists, 3-point shooting, blocks and steals.

LAST GAME

Scored 22 points and added six rebounds in Mountain West Tournament loss to Colorado State (3/13/25).

SEASON HIGHS

Pts..... 26 (11/4/24)
Rebs..... 14 (1/11/25)
Asts..... 7 (12/14/24)
Stls..... 3 (2/22/25)
Blks..... 5 (1/3/25)



#14 BLAKE DAVIDSON

@blake.davidson.4

FR. • F • 6-9 • 213 • MISSION VIEJO, CALIF.

PPG	RPG	MPG	BLK	STL	APG	FG%	3FG%	FT%
---	---	---	---	---	---	---	---	---

- Younger brother of Nick Davidson

LAST GAME

No collegiate experience.

SEASON HIGHS

Pts
Rebs
Asts
Stls
Blks



#21 ACE BUCKNER

@acebuckner_

RFR. • G • 6-3 • 180 • DALLAS, TEXAS

PPG	RPG	MPG	BLK	STL	APG	FG%	3FG%	FT%
---	---	---	---	---	---	---	---	---


- Redshirted 2024-25 season and will be a redshirt freshman in 2025-26.
- Son of Littlejohn Legend Greg Buckner.

LAST GAME

No collegiate experience.

SEASON HIGHS

Pts
Rebs
Asts
Stls
Blks



#22 CARTER WELLING

@carter.welling

JR. • F • 6-10 • 240 • DRAPER, UTAH

PPG	RPG	MPG	BLK	STL	APG	FG%	3FG%	FT%
13.1	6.3	24.5	57	20	1.4	.478	.353	.646


- 2025 WAC Defensive Player of the Year

LAST GAME

Totaled double-double with 20 points and 11 rebounds in NIT loss to San Francisco (3/19/25).

SEASON HIGHS

Pts..... 24 (1/25/25)
Rebs..... 11 (3/19/25)
Asts..... 4 (2/20/25)
Stls..... 3 (2/15/25)
Blks..... 5 (12/21/24)



#44 TRENT STEINOUR

@trentsteinour

FR. • F/C • 6-10 • 218 • HUNTSVILLE, N.C.

PPG	RPG	MPG	BLK	STL	APG	FG%	3FG%	FT%
---	---	---	---	---	---	---	---	---

- Chose Clemson over Georgia, Penn State, Virginia Tech, Wake Forest and South Carolina.
- Grandson of former Tiger, Randy Mahaffey (1964-67).

LAST GAME

No collegiate experience.

SEASON HIGHS

Pts
Rebs
Asts
Stls
Blks

ROSTER

No	Name	Pos	Hgt	Wgt	Year	Hometown	High School	Previous School	Pronunciation
0	RJ Godfrey	F	6-7	240	Sr.	Suwanee, Ga.	North Gwinnett	Georgia	
1	Jestin Porter	G	6-1	180	Gr.	Houston, Texas	Cypress Ridge	Middle Tennessee State	
2	Dillon Hunter	G	6-3.5	195	Sr.	Atlanta, Ga.	Westlake		
3	Chase Thompson	F	6-8	228	Fr.	Glenwood, Minn.	Alexandria Area (Alexandria, Minn.)		
4	Efrem "Butta" Johnson	G	6-4	180	Sr.	Huntsville, Ala.	Grissom	UAB	EF-frum
5	Zac Foster	G	6-3	190	Fr.	Atlanta, Ga.	Woodward Academy (College Park, Ga.)		
8	Dallas Thomas	F	6-9	180	RFr.	Little Rock, Ark.	Parkview Magnet		
10	Jake Wahlin	F	6-10	210	Jr.	Provo, Utah	Timpview	Utah	WAH-leen
11	Nick Davidson	F/C	6-10	235	RSr.	Mission Viejo, Calif.	Mater Dei (Santa Ana, Calif.)	Nevada	
14	Blake Davidson	F	6-9	213	Fr.	Mission Viejo, Calif.	Mater Dei (Santa Ana, Calif.)		
21	Ace Buckner	G	6-2	180	RFr.	Dallas, Texas	La Lumiere (La Porte, Ind.)		
22	Carter Welling	F	6-10	240	Jr.	Draper, Utah	Corner Canyon	Utah Valley	
44	Trent Steinhour	C	6-10	218	Fr.	Huntersville, N.C.	Lake Norman		STINE-our

Head Coach: Brad Brownell

Associate Head Coach: Billy Donlon

Assistant Coaches: Sean Dixon and Dick Bender

Director of Basketball Operations: Andy Assaley

Director of Strength & Conditioning: Jon Uribe

General Manager: Lucas McKay

Special Assistant to the Head Coach: Jeff Reynolds

Director of Player Development: Terrell McIntyre

Sports Medicine: Brad Crowe

Video Coordinator: AJ Morris

Nutritionist: Michelle Sweeney

Graduate Managers: Kameron Langley, Tyler Pepicelli, Carlos Dotson

Undergraduate Managers: Luke Ciprich (head manager), Will Buchert, Sebastian Miller, Josh Davis, Cameron White, James Liollio, Alijah Jones




#0 RJ GODFREY
F • 6-7 • 240 • Sr.
Suwanee, Ga.



#1 JESTIN PORTER
G • 6-1 • 180 • Gr.
Houston, Texas



#2 DILLON HUNTER
G • 6-3.5 • 195 • Sr.
Atlanta, Ga.




#3 CHASE THOMPSON
F • 6-8 • 228 • Fr.
Glenwood, Minn.




#4 BUTTA JOHNSON
G • 6-4 • 180 • Sr.
Huntsville, Ala.



#5 ZAC FOSTER
G • 6-4 • 190 • Fr.
Atlanta, Ga.



#8 DALLAS THOMAS
F • 6-8 • 180 • RFr.
Little Rock, Ark.



#10 JAKE WAHLIN
F • 6-10 • 210 • Jr.
Provo, Utah



#11 NICK DAVIDSON
F/C • 6-10 • 235 • RSr.
Mission Viejo, Calif.



#14 BLAKE DAVIDSON
F • 6-9 • 213 • Fr.
Mission Viejo, Calif.



#21 ACE BUCKNER
G • 6-3 • 180 • RFr.
Dallas, Texas



#22 CARTER WELLING
F • 6-10 • 240 • Jr.
Draper, Utah



#44 TRENT STEINHOURL
F/C • 6-10 • 218 • Fr.
Huntersville, N.C.



BRAD BROWNELL
Head Coach
16th Season



BILLY DONLON
Associate Head Coach
4th Season



SEAN DIXON
Assistant Coach
4th Season



DICK BENDER
Assistant Coach
14th Season*



ANDY ASSALEY
Director of Operations
4th Season




JON URIBE
Strength and Conditioning
1st Season



TERRELL MCINTYRE
Player Development
9th Season



JEFF REYNOLDS
Special Asst. to Head Coach
5th Season



LUCAS MCKAY
General Manager
14th Season*



BRAD CROWE
Sports Medicine
10th Season




AJ MORRIS
Video Coordinator
4th Season



MICHELLE SWEENEY
Nutrition
5th Season



KAMERON LANGLEY
Graduate Manager
2nd Season



TYLER PEPICELLI
Graduate Manager
5th Season*



CARLOS DOTSON
Graduate Manager
1st Season



BEN WINTERROWD
Sports Information
9th Season



LUKE CIPRICH
Head Manager
4th Season

* – denotes multiple stints served on full-time staff or support staff for Clemson Basketball

HEAD COACH BRAD BROWNELL



CAREER RECORDS

Overall Record: 459-281
Conference Games (regular season career): 247-169
Non-Conference Games (at Clemson): 135-51
ACC Tournament: 7-13
NCAA Tournament (career): 6-7
Overtime Games (at Clemson): 14-8
NIT (career): 4-4

CAREER RECORDS (ACC PLAY)

Overall Record (Regular Season): 146-128
Overall Record (inc. postseason): 154-142
ACC Tournament: 7-13

ALL-TIME WINGEST COACHES

1.	Brad Brownell (2010-present)	292-196
2.	Cliff Ellis (1985-94)	177-128
3.	Bill Foster (1975-84)	156-106
4.	Oliver Purnell (2003-10)	138-88
5.	Joe Davis (1932-40)	101-86

CAREER RECORDS

Season Victories: 27
Brad Brownell, 2024-25

Home Victories
189, Brad Brownell (189-59), 2010-25

Road Victories
60, Brad Brownell, 2010-25

ACC Season Victories
18, Brad Brownell, 2024-25

ACC Home Victories
9, Brad Brownell, 2022-23; 2024-25

ACC Road Victories
9, Brad Brownell, 2024-25

ACC Regular Season Career Victories
146, Brad Brownell (146-128), 2010-25

Overall Wins vs. ACC Teams
154, Brad Brownell (154-141), 2010-25

Overall Winning Percentage
vs. ACC Teams: .520, Brad Brownell (154-142), 2010-25

Overall ACC Home Winning Percentage
.693, Brad Brownell (95-42), 2010-25

ABOUT BRAD BROWNELL

Born November 15, 1968
Hometown Evansville, Indiana
High School Harrison High School
Degree DePauw University (1991); history
Master's University of Indianapolis (1994); history

FAMILY

Wife Paula
Daughter Abby
Daughter Kate

COACHING EXPERIENCE

Years	School, Position
1991-92	Evansville, graduate assistant
1992-94	Indianapolis; assistant coach
1994-2002	UNC Wilmington, assistant coach
2002-06	UNC Wilmington, head coach
2006-10	Wright State, head coach
2010-pres.	Clemson, head coach

PLAYING EXPERIENCE

Years	
1988-91	DePauw University (Ranks seventh in school history in career assists - 332; 15th in steals - 102; 17th in free throw percentage - .782)
1989-90 Season	.899 free throw percentage; 132 assists, 47 steals (all top 10 single season; 2nd in FT, 10th in AST, 9th in STL)

COACHING HONORS

2003	Colonial Athletic Association Coach of the Year
2006	Colonial Athletic Association Coach of the Year
2008	Horizon League Coach of the Year
2018	Sports Illustrated College Basketball Coach of the Year

COACHING TREE

Zavier Anderson (Assistant coach at Florida International)
Nick Bowman (Assistant coach at UTSA)
Matt Bucklin (Assistant coach at Vanderbilt)
Tee Butters (Associate head coach at South Florida)
Kylen Butler (Assistant coach at Coastal Carolina)
Mark Byington (Head coach at Vanderbilt)
Austin Claunch (Head coach at UTSA)
Aaron Coombs (Head coach at Georgia Southwestern State)
Antonio Reynolds Dean (Associate head coach at Georgia)
Billy Donlon (Associate head coach at Clemson)
Jimmy Garrity (Head women's coach at Wofford)
Earl Grant (Head coach at Boston College)
Marty McGillan (Assistant coach at Longwood)
Riley McGillan (Assistant coach at Belmont Abbey)
Lucas McKay (Director of recruiting at Clemson)
AJ Morris (Video coordinator at Clemson)
Rick Ray (Assistant coach at Vanderbilt)
Richie Riley (Head coach at South Alabama)
Tanner Smith (Assistant coach at Appalachian State)

NBA DRAFT PICKS UNDER BROWNELL

2014	KJ McDaniels, 32nd to Philadelphia
2017	Jaron Blossomgame, 59th to San Antonio
2023	Hunter Tyson, 37th to Denver

BRAD BROWNELL'S YEAR-BY-YEAR COACHING RECORD

YEAR	SCHOOL	OVERALL	.PCT	CONF.	POSTSEASON
2002-03	UNC Wilmington	24-7	.744	15-3	NCAA, 1st round
2003-04	UNC Wilmington	15-15	.500	9-9	
2004-05	UNC Wilmington	19-10	.655	13-5	
2005-06	UNC Wilmington	25-8	.758	15-3	NCAA, 1st round
2006-07	Wright State	23-10	.697	13-3	NCAA, 1st round
2007-08	Wright State	21-10	.677	12-6	
2008-09	Wright State	20-13	.606	12-6	
2009-10	Wright State	20-12	.625	12-6	
2010-11	Clemson	22-12	.647	9-7	NCAA, 2nd round
2011-12	Clemson	16-15	.516	8-8	
2012-13	Clemson	13-18	.419	5-13	
2013-14	Clemson	23-13	.639	10-8	NIT, Semifinals
2014-15	Clemson	16-15	.516	8-10	
2015-16	Clemson	17-14	.548	10-8	
2016-17	Clemson	17-16	.515	6-12	NIT, 1st Round
2017-18	Clemson	25-10	.714	11-7	NCAA, Sweet 16
2018-19	Clemson	20-14	.588	9-9	NIT, 2nd Round
2019-20	Clemson	16-15	.516	9-11	No Postseason Due to COVID-19
2020-21	Clemson	16-8	.667	10-6	NCAA, 1st Round
2021-22	Clemson	17-16	.515	8-12	
2022-23	Clemson	23-11	.676	14-6	NIT, 1st Round
2023-24	Clemson	24-12	.667	11-9	NCAA, Elite Eight
2024-25	Clemson	27-7	.794	18-2	NCAA, 1st Round
2025-26	Clemson	0-0	.000	0-0	

HEAD COACHING SUMMARY

at UNC Wilmington	83-40	.675	52-20
at Wright State	84-45	.651	49-21
at Clemson	292-196	.598	146-128
TOTALS	459-281	.620	247-169

NOTE: Conference record is regular season only.



NOTES

SERIES HISTORY VS. NEW HAMPSHIRE

- Clemson and New Hampshire will meet for the first time in program history.
- The Tigers are 2-0 all-time against members of the America East Conference with wins over Maine and UMBC.

CLEMSON RANKS FOURTH IN ACC IN WINS OVER LAST 8 SEASONS

- Head Coach Brad Brownell has led the Tigers to the fourth-most overall wins amongst ACC teams since 2017-18.
- The Tigers have won 90 games in the league, which ranks fourth in that same time frame.

MOST WINS SINCE 2017-18

(as of 4/8/25; ordered by ACC wins)

Rk	Team	2024-25	ACC	Overall	ACC
1.	Duke	35-4	19-1	220-60	115-39
2.	Virginia	15-17	8-12	190-70	109-44
3.	North Carolina	23-14	13-7	188-93	99-53
4.	CLEMSON	27-7	18-2	168-93	90-62
5.	Florida State	17-15	8-12	156-100	84-67
6.	Virginia Tech	13-19	8-12	153-106	75-74
7.	Syracuse	14-19	7-13	146-114	74-78
8.	Louisville	27-8	18-2	131-121	71-78
9.	NC State	12-19	5-15	151-112	69-84
10.	Miami	7-24	3-17	138-122	65-90
11.	Wake Forest	21-11	13-7	127-123	64-90
12.	Georgia Tech	17-16	10-10	119-132	61-91
13.	Notre Dame	15-18	8-12	129-131	61-93
14.	Pittsburgh	17-15	8-12	122-132	55-98
15.	Boston College	12-19	4-16	110-140	48-101
16.	SMU	24-11	13-7	140-105	13-7
17.	Stanford	21-14	11-9	133-124	11-9
18.	California	14-19	6-14	81-172	6-14

CLEMSON'S RETURNING PRODUCTION IN 2025-26

- Clemson returns just one player that saw action on the court for the Tigers last season – senior guard Dillon Hunter.
- The Tigers added six transfers and four freshmen to go with Hunter and two redshirt players from last season – Ace Buckner and Dallas Thomas.
- Accounting for Hunter's 5.4 points per game last season, that total is the fourth-fewest in the ACC and the 12th-fewest amongst major conference teams (ACC, Big 12, Big East, Big Ten, SEC).
- While the fourth-fewest in the ACC, the Tigers are the only team of the four to not get a new coach.

DIVISION I, MAJOR CONFERENCES, LOWEST SUM OF PPG FOR PLAYERS ON TEAM LAST SEASON

(ACC, Big 12, Big East, Big Ten, SEC)

Team	Players	Added	Returning
Baylor	15	88.9	–
Indiana	17	135.7	0.0
Miami (Fla.)	13	45.0	–
UCF	16	93.7	0.0
West Virginia	15	90.7	–
Maryland	16	56.4	0.2
Virginia	15	76.4	0.8
Xavier	16	94.8	1.0
Texas A&M	15	106.8	1.5
Arizona State	16	91.5	3.6
NC State	15	78.0	4.7
CLEMSON	13	65.4	5.4

CLEMSON RANKS FIFTH IN OVERALL WIN PERCENTAGE DURING BROWNELL ERA

- Clemson Basketball ranks fifth in the ACC dating back to the 2010-11 season in overall win percentage.

BEST WIN PERCENTAGE AMONG ACC TEAMS SINCE 2010

(as of 4/21/25; ordered by win percentage)

Rk	Team	Games	Wins	Losses	Pct.
1.	Duke	534	423	111	.792
2.	Virginia	501	364	137	.727
3.	North Carolina	544	390	154	.717

4.	Florida State	497	307	190	.618
5.	CLEMSON	488	292	196	.598

BEST WIN PERCENTAGE AMONG ACC TEAMS IN LEAGUE PLAY SINCE 2010

(as of 4/21/25; ordered by win percentage)

Rk	Team	Games	Wins	Losses	Pct.
1.	Duke	276	205	71	.743
2.	Virginia	275	192	83	.698
3.	North Carolina	274	191	83	.697
4.	Florida State	273	153	120	.560
5.	CLEMSON	274	146	128	.533

CLEMSON BOASTS SCHOOL'S ACTIVE ALL-TIME WINNINGEST COACHES IN FOOTBALL AND MEN'S BASKETBALL

- Clemson is the only Power 4 institution that currently has its all-time winningest coaches leading its football and men's basketball program.
- Head Coach Brad Brownell became the school's all-time winningest coach on Jan. 14, 2020 with a 79-72 win over No. 3 Duke in Littlejohn Coliseum.
- The win gave him the victory to surpass Cliff Ellis as the all-time wins leader in school history.
- Since then, Brownell has won 113 games at Clemson and sits at 292 victories will the head coach of the Tigers.
- Head Coach Dabo Swinney won his 166th career game and passed Head Coach Frank Howard as the all-time wins leader in Clemson history with a 31-23 win over No. 12 Notre Dame.
- Swinney currently has 183 career wins as the head coach of the Tigers.

CLEMSON'S THREE-YEAR RUN

- Clemson has been on quite a three-year run. The Tigers were 23-11 in 2022-23, 24-12 in 2023-24 and 27-7 last season. That is a three-year record of 74-30.
- With the win over Virginia Tech last season, Clemson set a school mark for total victories in three consecutive years. Clemson won 72 games over the 2006-07 (25-11), 2007-08 (24-10) and 2008-09 (23-9) campaigns. That three year run finished at 72-30.
- Nothing can compare to Clemson's record in ACC play over the last three years. The Tigers have gone 14-6, 11-9 and 18-2 in ACC play over the last three years for a 43-17 (.717) record. That includes a 19-11 ACC road record.
- This is just the second time Clemson has had a winning record in at least three consecutive ACC seasons. Clemson had four consecutive winning league seasons from 2007-08 through 2010-11.
- Clemson finished 18-2 in the ACC this season, third in the league. The Tigers finished 11-9 in 2023-24 and have now gone 29-11 over the last two seasons.
- The .725 winning percentage is the highest in program history over the course of back-to-back seasons in the ACC dating back to 1953-54.
- The Tigers three-year run in conference play from 2022-25 is only matched by a Clemson team 76 years ago toward the end of the Tigers' tenure in the Southern Conference.

CLEMSON'S MOST SUCCESSFUL THREE-YEAR RUNS IN CONFERENCE PLAY

Years	ACC Record	Pct.	Total Record	Pct.
2024-25	18-2	.900	43-17	.717
2023-24	11-9	.500		
2022-23	14-6	.700		

Years	SoCon Record	Pct.	Total Record	Pct.
1951-52	11-4	.733	28-16	.636
1950-51	9-4	.692		
1949-50	8-8	.500		

CLEMSON'S MOST SUCCESSFUL TWO-YEAR RUNS IN ACC

Years	ACC Record	Pct.	Total Record	Pct.
2024-25	18-2	.900	29-11	.725
2023-24	11-9	.550		
2022-23	14-6	.700		
1989-90	10-4	.714	17-11	.607
1988-89	7-7	.500		
1966-67	9-5	.643	17-11	.607
1965-66	8-6	.571		

QUICK FACTS - CLEMSON

Nickname	Tigers
Location	Clemson, S.C. 29633
Colors	Tiger Orange and Regalia
Founded	1889
Enrollment	27,341
President	Dr. James P. Clements (Maryland-Baltimore County '86)
Director of Athletics	Graham Neff (Georgia Tech '06)
Conference	Atlantic Coast Conference
Facility (Capacity)	Littlejohn Coliseum (9,000)
Year Opened	1968 (Renovated 2015-16)
Record at Facility	621-217
Record Crowd	13,863 (Jan. 9, 1980 vs. Duke)
Head Coach	Brad Brownell (DePauw '91)
Years as full-time college coach (inc. GA)	34
Winning seasons (HC & Asst. & GA)	28
Record as a head coach	459-281
Record at Clemson	292-196
First Year of Basketball	1911-12
Seasons of Basketball	114
Overall Record	1450-1374-1

2008-09	9-7	.562	19-13	.594
2007-08	10-6	.625		

A RECORD SETTING PERFORMANCE AGAINST THE ACC

- Clemson has had its best performance in Atlantic Coast Conference games this year. Here is a list of some of the more noteworthy accomplishments in league play:
- Posted a 18-2 record, four more wins than the previous Clemson record for any league schedule (14-6 in 2022-23).
- Fifteen of the 18 wins have been by double digits, the most in a season in school history. The previous record was nine double-digit wins among the 14 conference victories in 2022-23.
- Clemson finished its ACC road schedule with a 9-1 mark. It is four more ACC road wins than any previous season. The 1986-87 (5-2), 2022-23 (5-5) and 2023-24 (5-5) all had five ACC road wins.
- The 9-1 ACC road record has a .900 winning percentage, by far a Clemson record for winning percentage in ACC road games. The previous record was the 5-2 mark by Horace Grant's 1986-87 team that posted a .714 winning percentage in ACC road games.
- Clemson has also established a school mark for ACC winning percentage with its 18-2 record, a .900 winning percentage. The previous best were the 10-4 records of the 1986-87 and 1989-90 teams. Those teams won .714 of their league games.
- Clemson won its final eight ACC road games, the longest streak of ACC road wins in school history. It is three more than the previous record of five set in 1986-87. That Clemson team won its first five ACC road games before losing at Duke and North Carolina to end its ACC road schedule.
- When Clemson defeated Boston College on March 5 it gave the Tigers at least one victory over 16 of the other 17 ACC schools. Louisville is the only ACC team Clemson has not defeated this year as the Cardinals defeated Clemson 74-64 in Louisville on Jan. 7.
- Clemson's +11.2 points per game victory margin is also a school record for league games.
- Clemson set a school record for consecutive ACC wins regardless of site with its win over Virginia Tech. Clemson finished the regular season winning eight straight ACC games. The previous mark of seven was set in 1966-67 and 2022-23.

CLEMSON SETS RECORD FOR MOST WINS IN PROGRAM HISTORY

- Clemson won its 27th game of the season against SMU in the quarterfinals of the ACC Tournament in Charlotte on March 13.
- The Tigers set a program record for regular season wins against Virginia Tech with their 26th victory, but set a new program standard with its 27th against SMU.

CLEMSON SETS RECORD FOR WINS IN REGULAR SEASON

- Clemson won its 26th game of the regular season against Virginia Tech on March 8. That set the school record for regular season victories, surpassing the 1986-87 team that had a 25-4 record in the regular season before losing in the first round the ACC Tournament and the first round of the NCAA Tournament.
- That 1986-87 team ran to a 24-2 record, including 10-2 in the ACC and won its first eight road games and its first 10 games away from

NOTES

home. Clemson was the last team in the nation to suffer a loss away from home that year. The streak was finally broken when point guard Grayson Marshall suffered a sprained ankle at Duke and the Tigers lost, 65-59.

- The victory over the Hokies tied the mark for overall wins on the court in a season.
- The No. 12 ranking in the AP Poll is Clemson's highest entering the NCAA Tournament in school history.

CLEMSON POSTSEASON SUCCESS SINCE 2018

- The Clemson Tigers are one of 19 teams since 2018 to have gone to at least four NCAA Tournaments and reached at least two Sweet 16's and one Elite Eight in that time frame.
- The list includes: Alabama, Arkansas, Auburn, **CLEMSON**, Creighton, Duke, Gonzaga, Houston, Kentucky, Michigan, Michigan State, North Carolina, Purdue, San Diego State, Tennessee, Texas Tech, UCLA, UConn, Villanova.

CLEMSON VERSUS THE SOUTHEASTERN CONFERENCE

- Since 2016-17 the Clemson Tigers are 14-5 against members of the SEC.
- The Tigers play many games against the SEC, including an annual game against the South Carolina Gamecocks.
- Five of the games have occurred with Clemson unranked and its opponent ranked in the AP Poll.

CLEMSON VS. SOUTHEASTERN CONFERENCE

(Games since 2016-17)
(14-5)

Date	Opponent	H/A/N	AP (CU/Opp)	Score
12-17-24	South Carolina	A	25/NR L	88-91 (OT)
12-3-24	Kentucky	H	NR/4	W, 70-66
3-30-24	Alabama	N1	NR/19	L, 82-87
12-6-23	South Carolina	H	24/NR	W, 72-67
11-28-23	Alabama	A	NR/23	W, 85-77
11-11-23	South Carolina	A		L, 58-60
12-18-21	South Carolina	H		W, 70-56
12-12-20	Alabama	N2		W, 64-56
11-25-20	Mississippi State	N3		W, 53-42
12-8-19	South Carolina	H		L, 54-67
12-22-18	South Carolina	A		W, 78-68
12-8-18	Mississippi State	N4		L, 71-82
11-20-18	Georgia	N5		W, 64-49
3-18-18	Auburn	N6		W, 84-53
12-19-17	South Carolina	H		W, 64-48
12-16-17	Florida	N7	NR/22	W, 71-69
12-21-16	South Carolina	A	NR/20	W, 62-60
12-18-16	Alabama	A		W, 67-54
11-11-16	Georgia	H		W, 74-64
(N1 - NCAA Tournament, Los Angeles, Calif.; N2 - Holiday Hoopsgiving, Atlanta, Ga.; N3 - Space Coast Challenge, Melbourne, Fla.; N4 - Never Forget Tribute Classic, Newark, N.J.; N5 - Cayman Islands Classic, Cayman Islands; N6 - NCAA Tournament, San Diego, Calif.; N7 - Orange Bowl Classic, Sunrise, Fla.)				

REGULAR SEASON TOURNAMENTS UNDER BROWNELL

- Since the 2010-11 season, Clemson is 23-16 in regular season tournaments, including wins over San Francisco and Penn State in last year's Sunshine Slam.
- The Tigers defeated UAB and Davidson in the 2023 Asheville Championship to clinch the title.
- Clemson defeated Mississippi State and Purdue in the 2020 Space Coast Challenge to clinch the tournament championship.

CLEMSON REGULAR SEASON TOURNAMENT CHAMPIONSHIPS

- The Tigers have won 30 regular season championships in history.
- The 2024 Sunshine Slam marked the third won by Head Coach Brad Brownell at Clemson and the second consecutive after winning the 2023 Asheville Championship.

CLEMSON REGULAR SEASON TOURNAMENT CHAMPIONSHIPS

Year	Tournament	Site	Victories
2024-25	Sunshine Slam	Daytona Beach, Fla.	San Fran, Penn State
2023-24	Asheville Champ.	Asheville, N.C.	UAB, Davidson
2020-21	Space Coast	Melbourne, Fla.	Miss. St., Purdue
2008-09	Charleston Classic	Charleston, S.C.	Hofstra, TCU, Temple

2006-07	Cox Comm. Classic	Norfolk, Va.	A-State, Monmouth
2005-06	San Juan Shootout	San Juan, P.R.	PR-Mayaguez, Holy Cross, Akron
1990-91	FIU Invite	Miami, Fla.	Coppin St., Fla. Atlantic
1986-87	Hawaii Pacific Inv.	Honolulu, Hawaii	Fordham, Hawaii, Pacific
1986-87	TCBY Invite	Little Rock, Ark.	Delaware St., UALR
1986-87	IPTAY Invite	Clemson, S.C.	Georgia St., Boston U.
1985-86	IPTAY Invite	Clemson, S.C.	ETSU, South Fla.
1984-85	Music City Invite	Nashville, Tenn.	UMass, Vandy
1984-85	IPTAY Invite	Clemson, S.C.	Campbell, South Fla.
1983-84	IPTAY Invite	Clemson, S.C.	Marquette, Furman
1981-82	IPTAY Invite	Clemson, S.C.	Bowling Green, Stetson
1980-81	Rainbow Classic	Honolulu, Hawaii	La. Tech, Indiana, Hawaii
1980-81	IPTAY Invite	Clemson, S.C.	Cornell, Fairfield
1979-80	IPTAY Invite	Clemson, S.C.	Siena, MTSU
1978-79	Sun Bowl	El Paso, Texas	UTEP, Texas Tech
1978-79	IPTAY Invite	Clemson, S.C.	Brown, Kent State
1977-78	Charleston Invite	Charleston, S.C.	Catholic, Canisius
1977-78	IPTAY Invite	Clemson, S.C.	TCU, Rhode Island
1976-77	IPTAY Invite	Clemson, S.C.	Yale, Florida State
1975-76	Charlotte Invite	Charlotte, N.C.	BC, Davidson
1973-74	Poinsettia Classic	Greenville, S.C.	Delaware, Furman
1973-74	IPTAY Invitational	Clemson, S.C.	Auburn, St. John's
1971-72	Poinsettia Classic	Greenville, S.C.	Holy Cross, Auburn
1966-67	Poinsettia Classic	Greenville, S.C.	LSU, Furman
1965-66	Poinsettia Classic	Greenville, S.C.	Ole Miss, Manhattan
1955-56	Gator Bowl	Jacksonville, Fla.	LSU, South Carolina

SEASON OPENING DOMINANCE

- Clemson has won 39-out-of-40 games (39-1) to open a season, which dates back to the 1985-86 season.
- Head coach Brad Brownell is 14-1 in season openers at Clemson.

BRAD BROWNELL SEASON OPENERS AT CLEMSON

(14-1)

Date	Opponent	H/A/N	Score
11-4-24	Charleston Southern	H	W, 91-64
11-6-23	Winthrop	H	W, 78-56
11-7-22	The Citadel	H	W, 80-69
11-9-21	Presbyterian	H	W, 64-53
11-25-20	Mississippi State	N1	W, 53-42
11-5-19	Virginia Tech	H	L, 60-67
11-6-18	The Citadel	H	W, 100-80
11-10-17	Western Carolina	H	W, 85-57
11-11-16	Georgia	H	W, 74-64
11-13-15	NC Central	H	W, 74-40
11-14-14	Florida A&M	H	W, 86-41
11-8-13	Stetson	H	W, 71-56
11-12-12	Presbyterian	H	W, 77-44
11-11-11	Gardner-Webb	H	W, 65-44
11-13-10	Western Carolina	H	W, 87-64

(N1 - Space Coast Challenge, Melbourne, Fla.)

GAMES WITH AT LEAST 40.0 PERCENT 3-POINT SHOOTING

- Below is yearly rundown of games Clemson has shot at least 40 percent on three-point shots, total games played and Clemson's record when shooting at least 40 percent on threes.

GAMES WITH 40.0 PERCENT 3-POINT SHOOTING

Year	40% Games-Total Games	W-L
1986-87	18-31	16-2
1987-88	8-29	4-4
1988-89	10-30	8-2
1989-90	10-35	8-2
1990-91	8-28	4-4
1991-92	14-28	7-7
1992-93	10-30	8-2
1993-94	13-34	10-3
1994-95	11-28	7-4
1995-96	8-29	5-3
1996-97	6-33	6-0
1997-98	11-32	8-3
1998-99	9-35	4-5
1999-00	11-30	4-7
2000-01	7-31	2-5
2001-02	9-30	5-4

BRAD BROWNELL VS. 2025-26 OPPONENTS

Opponent	at Clemson	Overall
Alabama	3-2	3-2
Alabama A&M	1-0	1-0
Boston College	14-6	14-6
BYU	0-0	0-0
California	2-0	2-0
Cincinnati	0-0	0-0
Duke	5-13	5-14
Florida State	15-17	15-17
Gardner-Webb	1-1	1-1
Georgetown	0-0	0-0
Georgia Tech	22-10	22-10
Louisville	6-8	6-8
Mercer	1-0	1-0
Miami (Fla.)	10-11	10-11
Morehead State	1-1	1-1
New Hampshire	0-0	0-0
North Alabama	0-0	0-0
North Carolina	5-14	5-16
NC State	15-10	15-11
Notre Dame	4-9	4-9
Pittsburgh	13-2	13-3
South Carolina	7-7	7-7
SMU	2-1	2-1
Stanford	1-0	1-0
Syracuse	9-6	9-6
Virginia	4-16	4-16
Virginia Tech	11-12	11-12
Wake Forest	16-4	16-5
West Virginia	0-2	0-2

CLEMSON VS. 2025-26 OPPONENTS

Opponent	Overall
Alabama	8-5
Alabama A&M	1-0
Boston College	22-10
BYU	2-0
California	2-1
Cincinnati	1-3
Duke	34-113
Florida State	41-46
Gardner-Webb	4-1
Georgetown	0-1
Georgia Tech	79-69
Louisville	6-11
Mercer	7-4
Miami (Fla.)	18-17
Morehead State	2-1
New Hampshire	0-0
North Alabama	0-0
North Carolina	25-136
NC State	61-106
Notre Dame	4-9
Pittsburgh	13-3
South Carolina	81-93
SMU	3-1
Stanford	1-0
Syracuse	11-6
Virginia	55-82
Virginia Tech	20-24
Wake Forest	68-102
West Virginia	1-5

2002-03	9-28	6-3
2003-04	6-28	4-2
2004-05	7-32	5-2
2005-06	7-32	6-1
2006-07	11-36	8-3
2007-08	12-34	10-2
2008-09	11-32	9-2
2009-10	13-34	12-1
		166-73

BROWNELL ERA

2010-11	10-34	6-4
2011-12	12-31	8-4
2012-13	9-31	9-0
2013-14	6-36	4-2
2014-15	3-31	3-0
2015-16	8-31	5-3
2016-17	10-33	7-3
2017-18	12-35	12-0
2018-19	8-34	6-2



NOTES

LITTLEJOHN COLISEUM

First Game: Nov. 30, 1968 (Clemson 76, Georgia Tech 72)
Games: 838
Overall Record: 621-217 (.741)
Non-Conference: 374-45 (.893) | ACC: 249-172 (.591)
Brownell Era: 173-55 (.759) | Non-Con: 84-13 (.866) | ACC: 89-40 (.690)
Total Attendance (Avg.): 6,763,071 (8,071)
Total Attendance (Avg. Minus COVID-19): 6,741,468 (8,162)
Most Wins / Season: 16 (2006-07; 2013-14)

LITTLEJOHN COLISEUM HOME RECORD

Year	Overall	Pct.	Attn.	Avg.
1968-69	4-7	.364	55,150	5,014
1969-70	6-5	.546	50,877	4,625
1970-71	8-4	.667	63,488	5,291
1971-72	6-4	.600	81,278	8,128
1972-73	9-2	.818	85,750	7,795
1973-74	9-4	.692	103,519	7,963
1974-75	11-1	.917	113,515	9,460
1975-76	8-5	.615	107,220	8,248
1976-77	13-2	.867	134,841	8,883
1977-78	10-5	.667	138,115	9,208
1978-79	13-3	.813	144,535	9,033
1979-80	15-0	1.000	130,900	8,727
1980-81	12-4	.750	145,792	9,112
1981-82	11-5	.688	139,731	8,733
1982-83	9-7	.563	131,063	8,191
1983-84	11-5	.688	129,600	8,100
1984-85	12-4	.750	130,136	8,134
1985-86	14-5	.737	144,699	7,616
1986-87	15-2	.882	142,274	7,328
1987-88	12-4	.750	117,250	7,328
1988-89	13-1	.929	114,123	8,151
1989-90	14-0	1.000	122,540	8,753
1990-91	9-7	.563	121,314	7,582
1991-92	12-4	.750	114,691	7,168
1992-93	11-5	.688	113,803	7,113
1993-94	11-4	.733	108,074	7,205
1994-95	11-5	.688	116,754	7,297
1995-96	14-2	.875	150,037	9,377
1996-97	12-3	.800	147,019	9,801
1997-98	11-3	.786	156,103	11,151
1998-99	12-3	.800	141,728	9,449
1999-00	7-9	.438	142,679	8,918
2000-01	9-7	.563	137,909	8,619
2001-02	8-8	.500	139,954	8,747
2002-03	5-4	.555	80,600	8,956
2003-04	10-6	.625	122,900	7,681
2004-05	10-5	.667	111,886	7,459
2005-06	12-4	.750	106,251	6,641
2006-07	16-4	.800	147,122	7,356
2007-08	14-2	.875	137,739	8,609
2008-09	13-3	.813	135,619	8,476
2009-10	14-2	.875	151,442	9,465
2010-11	15-2	.882	140,920	8,289
2011-12	11-5	.688	125,249	7,828
2012-13	8-7	.533	118,305	7,887
2013-14	16-3	.842	142,231	7,486
2014-15	11-6	.611	129,800	7,635
2015-16	Home games held in Greenville, S.C. due to renovation			
2016-17	11-6	.611	123,442	7,262
2017-18	15-1	.938	123,895	7,743
2018-19	14-5	.737	133,290	7,015
2019-20	11-6	.647	116,139	6,832
2020-21*	11-1	.912	21,613	1,801
2021-22	11-5	.688	106,578	6,662
2022-23	15-2	.882	110,795	6,518
2023-24	12-4	.750	123,289	7,706
2024-25	15-2	.882	140,211	8,248
2025-26				

* - limited capacity due to COVID-19 regulations and protocols (1,876 max capacity).

Largest Crowds

Attendance	Date	W/L	Results
13,863	1-9-1980	W	Clemson 87, Duke 82 (OT)
13,136	2-28-1990	W	Clemson 97, Duke 93
12,632	1-29-1977	W	Clemson 93, UNC 73
12,611	1-7-1987	W	Clemson 73, NC State 69
12,267	1-19-1981	L	Virginia 74, Clemson 59
12,258	1-17-1981	L	Maryland 68, Clemson 62 (OT)
12,013	2-24-1990	W	Clemson 69, UNC 61
11,909	1-11-1978	L	Duke 107, Clemson 85
11,800	1-22-1975	W	Clemson 83, Maryland 82
11,800	2-22-1975	W	Clemson 92, NC State 70
11,800	1-24-1976	L	Virginia 69, Clemson 62
11,742	1-23-1988	W	Clemson 69, S. Carolina 65

Note: The arena was named for J.C. Littlejohn, a long-time Clemson University employee, for many years the school's business manager.

2019-20	5-31	5-0
2020-21	9-24	6-3
2021-22	15-33	11-4
2022-23	12-33	11-1
2023-24	11-36	11-0
2024-25	15-34	14-1
		118-27

TOTAL 284-100 (.740)

- Clemson is 118-27 under Brownell when the Tigers make at least 40.0 percent on 3-point shots.

CLEMSON CONSISTENTLY EXCEEDING PRESEASON EXPECTATIONS

- Clemson was picked to finish fourth in the ACC at the 2024 ACC Tipoff in Charlotte, as voted on by selected media members.
- Fourth is the highest the Tigers have been picked in the preseason media poll since the 2023-24/2008-09 seasons. Clemson was picked fifth those seasons.
- The Tigers were picked to finished fifth in the ACC last season, as voted on by selected media members.
- In 2022-23, the Tigers were picked 11th in the preseason poll, the Tigers finished with a 14-6 mark, the most conference wins in program history, the Tigers finished eight spots ahead of their projected finish.
- Clemson has exceeded the preseason poll projection 12 times in Head Coach Brad Brownell's 15 full seasons leading the program.
- With a 10-6 record in 2020-21, Clemson finished the season in a tie for fifth place in the ACC standings entering games. The Tigers were picked 10th in the preseason vote by the Atlantic Coast Conference Media – a five-place improvement over the preseason prediction.
- Brad Brownell's team had the second-best standing relative to its preseason prediction. Only Virginia Tech was better, standing eight spots ahead of its preseason prediction. Virginia Tech was 11th in the preseason media poll and finished in third.
- This includes a 10-place improvement in 2017-18 when the Tigers were picked 13th in the preseason and finished third.
- That is the all-time record improvement in ACC history from the preseason to the postseason. That team also reached the Sweet 16 of the NCAA Tournament and Brownell was named the National College Coach of the Year by Sports Illustrated.

CLEMSON ACC STANDING RELATIVE TO PRESEASON RANKING UNDER HEAD COACH BRAD BROWNELL

Year	Preseason	Final Record	Rank	+/-
2025-26	7th	--	--	--
2024-25	4th	18-2	T-2nd	+2
2023-24	5th	11-9	5th	E
2022-23	11th	14-6	3rd	+8
2021-22	11th	8-12	10th	+1
2020-21	10th	10-6	5th	+5
2019-20	11th	9-11	8th	+3
2018-19	6th	9-9	9th	-3
2017-18	13th	11-7	3rd	+10
2016-17	11th	6-12	12th	-1
2015-16	12th	10-8	7th	+5
2014-15	11th	8-10	9th	+2
2013-14	14th	10-8	6th	+8
2012-13	8th	5-13	11th	-3
2011-12	7th	8-8	7th	E
2010-11	7th	9-7	4th	+3

BOLD signifies years that Clemson finished at least even with preseason rank.

CLEMSON'S FIVE-STRAIGHT WINS VS. AP TOP 5 OPPONENTS WHILE UNRANKED

- Clemson has won its last five games against AP Top 5 teams, all while unranked.
- Since the poll expanded to 25 teams in 1989-90, nobody else has won five straight vs. AP Top 5 foes all while unranked.
- Taking it a step further, dating back to 1996-97, the longest streak of wins (unranked or not) vs. AP Top 5 teams is eight – Kansas (3-29-03 to 3-3-10).
- The Tigers' streak of four in a row is tied for third-longest in college basketball since 1996-97.

TIGERS IN THE NBA

Randy Mahaffey, F	
Kentucky Colonels	1968-69
New York Nets	1969-70
Carolina Cougars	1970-71

Skip Wise, G	
San Antonio Spurs	1975-76

Tree Rollins, C	
Atlanta Hawks	1978-88
Cleveland Cavaliers	1989-90
Detroit Pistons	1990-91
Houston Rockets	1991-93
Orlando Magic	1993-95

Larry Nance, F	
Phoenix Suns	1982-88
Cleveland Cavaliers	1988-94

Horace Grant, F	
Chicago Bulls	1988-94
Orlando Magic	1994-99, 2001-03
Seattle Supersonics	1999-2000
Los Angeles Lakers	2000-01, 2003-04

Devin Gray, F	
San Antonio Spurs, Sacramento Kings	1996-97
Houston Rockets	1999-2000

Elden Campbell, C	
Los Angeles Lakers	1990-99
Charlotte/New Orleans Hornets	1999-2002
Seattle Supersonics	2002-03
Detroit Pistons	2003-05

Dale Davis, F	
Indiana Pacers	1991-2000, 2004-05
Portland Trailblazers	2000-04
Golden State Warriors	2004-05
Detroit Pistons	2005-07

Chris Whitney, G	
San Antonio Spurs	1993-95
Washington Wizards	1995-2002, 2003-04
Denver Nuggets	2002-03
Orlando Magic	2002-03

Sharone Wright, C	
Philadelphia 76ers	1994-95
Toronto Raptors	1995-98

Greg Buckner, G	
Dallas Mavericks	1999-2002, 2006-07
Philadelphia 76ers	2002-04
Denver Nuggets	2004-06
Minnesota Timberwolves	2007-08
Memphis Grizzlies	2008-09

Harold Jamison, F	
Miami Heat	1999-2000
Los Angeles Clippers	2001-02

Will Solomon, G	
Memphis Grizzlies	2001-02
Toronto Raptors, Sacramento Kings	2008-09

Trevor Booker, F	
Washington Wizards	2010-14
Utah Jazz	2014-16
Brooklyn Nets	2016-18
Indiana Pacers	2018

K.J. McDaniels, G	
Philadelphia 76ers	2014-15
Houston Rockets	2015-17
Brooklyn Nets	2017
Toronto Raptors	2017

Jaron Blossomgame, F	
Cleveland Cavaliers	2018-19

Donte Grantham, F	
Oklahoma City Thunder	2018-19

Hunter Tyson, F	
Denver Nuggets	2023-pres.

PJ Hall, F	
Denver Nuggets	2024-25
Memphis Grizzlies	2025-pres.

NOTES

1,000 POINT SCORERS

CLEMSON TIGER BASKETBALL 1,000-POINT CLUB

Rk	Name	Years	GP	Avg	Pts
1.	Elden Campbell*	1986-90	123	15.3	1880
2.	Terrell McIntyre*	1995-99	126	14.6	1839
3.	Butch Zatezalo*	1967-70	75	23.5	1761
4.	Greg Buckner*	1994-98	122	14.4	1754
5.	Jaron Blossomgame	2013-17	128	13.5	1733
6.	Trevor Booker*	2006-10	134	12.9	1725
7.	Chase Hunter	2019-25	163	10.6	1720
8.	PJ Hall	2020-24	120	14.2	1702
9.	Horace Grant*	1983-87	122	13.9	1696
10.	K.C. Rivers*	2005-09	134	12.6	1684
11.	Dale Davis*	1987-91	121	13.6	1650
12.	Bill Yarbrough*	1952-57	85	18.3	1553
13.	Vincent Hamilton*	1980-85	116	13.2	1530
14.	Marcquise Reed	2016-19	99	15.0	1484
15.	Cliff Hammonds*	2004-08	134	10.9	1465
16.	Tree Rollins*	1973-77	110	13.3	1463
17.	Will Solomon	1998-01	94	15.2	1431
18.	Stan Rome	1974-78	109	12.5	1365
	Demontez Stitt	2007-11	126	10.8	1365
20.	Vince Yockel*	1955-58	74	18.2	1350
21.	Larry Nance*	1977-81	117	11.5	1341
22.	Devin Gray	1991-95	94	14.1	1322
23.	Jim Brennan*	1961-64	76	17.3	1317
24.	Sharone Wright*	1991-94	92	14.2	1308
25.	Vernon Hamilton	2003-07	127	9.7	1238
26.	Harold Jamison	1995-99	129	9.5	1231
27.	Jim Sutherland*	1964-67	71	17.3	1230
28.	Edward Scott*	1999-03	112	10.9	1226
29.	Andre Young	2008-12	129	9.5	1223
30.	Shawan Robinson	2002-06	120	9.8	1177
31.	Randy Mahaffey*	1964-67	73	16.0	1171
32.	Sharrod Ford	2001-05	118	9.8	1154
	Devin Booker	2009-13	128	9.0	1154
34.	Hunter Tyson	2018-23	140	8.1	1132
35.	Choppy Patterson*	1959-63	76	14.8	1131
36.	Jerry Pryor	1985-89	123	9.1	1124
37.	Aamir Simms	2017-21	122	9.2	1122
38.	Donte Grantham	2014-18	114	9.6	1100
39.	Shelton Mitchell	2016-19	94	11.6	1084
40.	Billy Williams*	1977-80	85	12.7	1078
41.	Johnny Snee	1948-52	82	13.1	1077
42.	Colon Abraham	1874-78	106	10.0	1061
43.	K.J. McDaniels	2011-14	94	11.0	1035
44.	Richie Mahaffey	1966-70	75	13.6	1019
45.	Derrick Johnson	1975-79	111	9.1	1014
46.	Fred Gilliam	1979-83	115	8.8	1010

Note: Names in bold played for Head Coach Brad Brownell; * - signifies Clemson Hall of Fame

CLEMSON'S LAST FIVE GAMES VS. AP TOP 5 TEAMS

(Games played while unranked)

Date	Opponent	H/A/N	AP (CU/Opp)	Score
2-8-25	Duke	H	NR/2	77-71
12-3-24	Kentucky	H	NR/4	70-66
2-6-24	North Carolina	A	NR/3	80-76
2-15-20	Louisville	H	NR/5	77-62
1-14-20	Duke	H	NR/3	79-72

ALL DIVISION I, MOST CONSECUTIVE WINS VS. AP TOP 5 OPPONENTS SINCE 1996-97

Team	Streak	Start	End
Kansas	8	3-29-03	3-3-10
Kansas	6	1-4-16	2-18-17
Arizona	5	1-29-98	3-9-00
Florida	5	3-6-05	4-2-07
Pittsburgh	5	1-2-10	1-17-11
Louisville	5	2-14-10	3-11-11
Duke	5	2-8-12	3-2-13
Tennessee	5	2-15-22	2-15-23
Clemson	5	1-14-20	2-8-25**

** - active streak

-- CLEMSON TIGERS IN THE NBA --

HUNTER TYSON COMPLETES SECOND NBA SEASON WITH NUGGETS, PREPARES FOR YEAR THREE

- Hunter Tyson finished his second NBA season in 2024-25 and played 51 games, including two starts.

- Tyson averaged 2.6 points and 1.5 rebounds mostly off the bench for the Nuggets, who advanced to the Western Conference Semifinals against the Minnesota Timberwolves.
- His first career start came on March 17, 2025 at Golden State. He finished with nine points and seven rebounds in just under 20 minutes of action. He was 4-9 from the field, 1-4 from three and 3-5 at the foul line.
- Hunter Tyson made his NBA debut against the Oklahoma City Thunder on Oct. 29, 2023. Tyson played three minutes and grabbed one rebound.
- Tyson scored his first career NBA points at the Minnesota Timberwolves on November 1. He played a season-high four minutes and finished 1-for-2 from the field with his first basket coming on a dunk. He also added a rebound.
- Hunter Tyson played in 18 games during his rookie season for the Denver Nuggets, averaging 2.7 minutes per contest.
- He scored 20 points, grabbed nine rebounds and totaled two assists and one steal.

HUNTER TYSON DRAFTED 37TH OVERALL BY DENVER NUGGETS IN 2023 NBA DRAFT

- Tyson was selected 37th overall by the Oklahoma City Thunder in the second round of the 2023 NBA Draft on June 22. The pick was made by the Denver Nuggets as part of a previously agreed upon trade.
- Tyson was selected the highest in the NBA Draft by a Tigers since K.J. McDaniels was picked 32nd by the Philadelphia 76ers in 2014. He was the first Tiger selected since Jaron Blossomgame in the 2017 NBA Draft (59th overall).
- Tyson earned his first career All-ACC honor last season and was named to the All-ACC First Team for his performance in 2022-23. Tyson put together a career year this past season season.
- He averaged a team-best 15.3 points and 9.6 rebounds per game while shooting 47.9 percent from the floor, 40.5 percent from three and 83.8 percent at the free throw line. In league play, he was even better. He averaged 16.4 points and 9.9 rebounds while shooting 50.5 percent and 84.3 percent at the charity stripe.
- He was named the 2023 ACC Skip Prosser Scholar-Athlete of the Year for his work on the court and in the classroom.
- Tyson became the 44th player in Clemson history to amass 1,000 career points and has since moved into the top 40 all time. He was named to the 2023 Naismith Hall of Fame Karl Malone Award Top 10 and the 2023 USBWA Oscar Robertson Trophy Award Midseason Watch List.
- He collected 16 double-doubles which tied him for eighth all-time in Clemson history for a single season with Sharone Wright (1992-93). It is the most in a season since Wright posted 18 in 1993-94.
- Tyson ranked 11th in the nation in double-doubles and is second in the ACC. He's first in defensive rebounding per game (8.26) and second nationally. His 325 rebounds are fourth in the league and 18th nationally.
- The Monroe, N.C. native became just the 17th player in Clemson history to eclipse 1,000 points and 600 rebounds in a career. In Clemson's win over the Wolfpack (Feb. 25), Tyson became the all-time games played leader in Clemson history (136).

PJ HALL SIGNS TWO-WAY CONTRACT WITH MEMPHIS GRIZZLIES

- PJ Hall completed his first season in the NBA on a two-way contract with the Denver Nuggets in 2024-25.
- Hall shined in the 2025 NBA Summer League with the Charlotte Hornets and earned a two-way contract with Memphis.
- In Hall's first season, he appeared in 19 games for Denver and averaged 1.7 points per game and 1.2 rebounds per contest.
- He shined in the G League with the Grand Rapids Gold, appearing in 13 games and averaging 19.2 points, 12.5 rebounds, 1.8 assists, 1.1 blocks and 0.8 steals in 31.4 minutes per game.
- PJ Hall scored his first career points on 11/23/24 at the Los Angeles Lakers. The Nuggets won 127-102.
- Hall played three minutes and finished with two points which came on a reverse dunk.
- Hall has seen time in five games this season for Denver. He scored again against the Atlanta Hawks on 12/8/24 in three minutes of action. He scored on a layup assisted by former roommate and Clemson teammate Hunter Tyson.

CLEMSON BIRTHDAYS

February 22	Dallas Thomas
March 5	Jestin Porter
March 8	Ace Buckner
April 12	Jake Wahlin
April 16	Dillon Hunter
April 26	Blake Davidson
May 27	Zac Foster
June 10	RJ Godfrey
June 25	Butta Johnson
July 20	Carter Welling
September 6	Trent Steinour
October 24	Chase Thompson
November 15	Brad Brownell
November 26	Nick Davidson

PJ HALL SIGNED FIRST TWO-WAY CONTRACT WITH DENVER NUGGETS

- PJ Hall (Spartanburg, S.C./Dorman) agreed to terms with the Denver Nuggets. Hall will join Hunter Tyson (Monroe, N.C./Piedmont) in Denver after Tyson spent his rookie season with the Nuggets in 2023-24.
- Hall was an All-ACC First Team selection as a senior after being named to the Third Team as a junior. He was an AP All-American Honorable Mention and was named to the NCAA All-West Region Team, NABC All-District First Team, a finalist for the Kareem Abdul-Jabbar Award (nation's best center) and the Oscar Robertson Trophy All-America Watch List in 2024.
- Hall finished with 659 points this year in 36 games, an 18.3 average per game. He set the school record for points in a season. The existing record was 651 points by Horace Grant in 1986-87 and Bill Yarbrough in 1954-55.
- He posted fourteen 20-point games this season and has scored in double-figures 35 times. Hall totaled seven double-doubles and netted one 30-point game, which was a career high 31 points and 17 rebounds against Georgia Tech (Jan. 16).
- Hall finished fourth in the ACC in scoring with 18.3 points per game, while ranking 15th in rebounding (6.4 per game). He shot at a very high clip this past season, ninth in the league (48.8 percent). Defensively, Hall was fourth in the ACC blocks per game (1.42) and had 51 blocked shots.
- He finished seventh on Clemson's all-time scoring list (1,702 points). He is just the fourth Tiger to amass 1,700 points, 600 rebounds and 100 blocks in a career (Trevor Booker, Elden Campbell and Dale Davis).
- Hall is seventh in career points (1,702), 15th in scoring average (14.20), 22nd in rebounds (634) and seventh in field goals made (641).
- He finished with five NCAA Tournament games played in his career. He averaged 11.2 points and added 19 rebounds, three assists, two blocks and a steal.

PARKER FOX - PHOENIX SUNS FRONT OFFICE

- Parker Fox (2018-22) spent three seasons as a walk-on for the Tiger basketball team before earning a scholarship his senior season in 2021-22.
- Fox graduated from Clemson and immediately began work as a Basketball Operations intern in the Milwaukee Bucks front office.
- Fox has moved into a role in the Phoenix organization where he began working prior to the 2024 season.

GREG BUCKNER - ASSISTANT COACH, MILWAUKEE BUCKS

- Greg Buckner (1994-98) has served on an NBA coaching staff since 2017. He started as an assistant for the Memphis Grizzlies from 2017-19 and had been with the Cleveland Cavaliers since 2020. While in Cleveland, Buckner was promoted from assistant to associate head coach prior to the 2022 season and served in that role through 2023-24.
- Buckner was hired by the Milwaukee Bucks in the offseason as an assistant coach beginning in 2024-25.
- Buckner enjoyed a long playing career in the NBA: Dallas Mavericks (1999-02, 2006-07), Philadelphia 76ers (2002-04), Denver Nuggets (2004-06), Minnesota Timberwolves (2007-08) and Memphis Grizzlies (2008-09).

NOTES

-- NO. 2 GUARD DILLON HUNTER --

DILLON HUNTER FIRST IN CLEMSON HISTORY IN ASSIST/TURNOVER RATIO

- Dillon Hunter is first in Clemson history in career assist/turnover ratio. The native of Atlanta, Ga has 144 assists and just 50 turnovers in his 99-game career and that 2.88/1 ratio is the best in Clemson history.
- To make the list a player must have at least 100 career assists. Hunter qualified after the Memphis game on December 14 when he had five assists and no turnovers to reach 100 assists for his career.
- In 2024-25 he had 58 assists and just 14 turnovers in 678 minutes.

CLEMSON CAREER LEADERS IN ASSIST/TURNOVER RATIO

Rk	Player	Years	Ast	TO	Ratio
1.	Dillon Hunter	2022-25	144	50	2.88
2.	Grayson Marshall	1984-88	857	347	2.47
3.	Nick Honor	2020-22	132	55	2.40
4.	Marc Campbell	1980-84	364	162	2.25
5.	Andre Young	2008-12	342	163	2.10
6.	Cliff Hammonds	2004-08	473	240	1.97
7.	Lou Richie	1992-94	239	122	1.96
8.	Chris Dobbs	1979-82	325	172	1.889
9.	Edward Scott	1999-03	595	315	1.888
10.	Warren Wallace	1982-85	125	67	1.87

DILLON HUNTER'S STEALS AGAINST STANFORD

- Dillon Hunter tied Avry Holmes for the most steals in a game under Head Coach Brad Brownell with six.
- Avry Holmes posted six against Georgia Tech on Feb. 13, 2016.

Major: Parks, Recreation and Tourism Management ... Son of Rhonda and Randall Godfrey ... Sibling, Grant ... His father Randall played football at Georgia and was roommates with Brice Hunter (Dillon's father) ... originally recruited by Brad Brownell and Clemson, Godfrey spent 2022-24 playing for the Tigers ... brother, Grant is an outside linebacker for Kentucky's football team.

RJ GODFREY 2024-25 GAME STATS																			GODFREY SEASON HIGHS			
Opponent	Date	Field Goals				3-PT		Rebounds											PTS			
		GS	Min.	FG	Pct.	FG	Pct.	FT	Pct.	OR	DR	TOT	PF	FO	A	TO	Blk	Stl	Pts.			
NEW HAMPSHIRE	11/3/25																		PTS	--		
GARDNER-WEBB	11/7/25																		FG	--		
MOREHEAD STATE	11/11/25																		3FG	--		
at Georgetown	11/15/25																		FT	--		
NORTH ALABAMA	11/17/25																		OR	--		
vs. West Virginia	11/21/25																		DR	--		
vs. Georgia or Xavier	11/23/25																		TR	--		
ALABAMA A&M	11/28/25																		AST	--		
at Alabama	12/3/25																		STL	--		
vs. BYU	12/9/25																		BLK	--		
MERCER	12/13/25																		MIN	--		
SOUTH CAROLINA	12/16/25																		GODFREY CAREER HIGHS			
vs. Cincinnati	12/21/25																		PTS	21		
at Syracuse	12/31/25																			vs. North Florida (11/12/24)		
at Pittsburgh	1/3/25																		FG	8		
SMU	1/7/25																			2x, last vs. North Florida (11/12/24)		
at Notre Dame	1/10/25																		3FG	2		
BOSTON COLLEGE	1/13/25																			at Virginia Tech (1/4/23)		
MIAMI (FLA.)	1/17/25																		FT	5		
NC STATE	1/20/25																			2x, last vs. South Carolina (1/28/25)		
at Georgia Tech	1/24/25																		OR	4		
PITTSBURGH	1/31/25																			5x, last vs. Mississippi State (2/8/25)		
at Stanford	2/4/25																		DR	8		
at California	2/7/25																			vs. North Florida (11/12/24)		
VIRGINIA TECH	2/11/25																		TR	12		
at Duke	2/14/25																			vs. North Florida (11/12/24)		
at Wake Forest	2/18/25																		AST	3		
FLORIDA STATE	2/21/25																			6x, last vs. Gonzaga (3/20/25)		
LOUISVILLE	2/28/25																		STL	2		
at North Carolina	3/3/25																			7x, last at Texas (3/1/25)		
GEORGIA TECH	3/7/25																		BLK	4		
Totals																				vs. Boise State (11/19/23)		
																			MIN	29		
																				2x, last vs. Mississippi State (2/8/25)		

RJ GODFREY CAREER STATS																									
Year	Team	Field Goals						3-PT			Rebounds				PF	DQ	A	TO	Blk	Stl	Pts.	Avg.			
		GP	GS	Min.	FG	FGA	Pct.	FG	FGA	Pct.	FT	FTA	Pct.	OR									DR	TOT	Avg.
2022-23	Clemson	33	1	310	43	72	.597	3	9	.333	17	26	.654	22	47	69	2.1	50	1	11	25	17	8	106	3.2
2023-24	Clemson	36	0	557	92	155	.594	3	7	.429	32	51	.627	33	88	121	3.4	80	2	28	33	22	17	219	6.1
2024-25	Georgia	33	33	641	83	156	.532	0	11	.000	44	72	.611	42	85	127	3.8	98	3	33	51	19	20	210	6.4
2025-26	Clemson																								
TOTAL		102	34	1508	218	383	.569	6	27	.222	93	149	.624	97	220	317	3.1	228	6	72	109	58	45	535	5.2

Major: Athletic Leadership ... Son of Antoinette and Jessie Porter ... Siblings, Jessie and Jessica ... Played at Tyler Junior College prior to joining Middle Tennessee State ... Second Team All-CUSA Honors in 2023-24 and 2024-25 ... Named 2023-24 NABC Second Team All-District ... Two-time CUSA Player of the Week in 2023-24.

JESTIN PORTER'S 2025-26 GAME STATS																			PORTER SEASON HIGHS																					
Opponent	Date	GS	Min.	Field Goals		3-PT		FT	Pct.	Rebounds				PF	FO	A	TO	Blk	Stl	Pts.	PTS	--																		
				FG	Pct.	FG	Pct.			OR	DR	TOT	FG								FG	FG																		
NEW HAMPSHIRE	11/3/25																			FG	--																			
GARDNER-WEBB	11/7/25																			3FG	--																			
MOREHEAD STATE	11/11/25																			FT	--																			
at Georgetown	11/15/25																			OR	--																			
NORTH ALABAMA	11/17/25																			DR	--																			
vs. West Virginia	11/21/25																			TR	--																			
vs. Georgia or Xavier	11/23/25																			AST	--																			
ALABAMA A&M	11/28/25																			STL	--																			
at Alabama	12/3/25																			BLK	--																			
vs. BYU	12/9/25																			MIN	--																			
MERCER	12/13/25																			PORTER CAREER HIGHS																				
SOUTH CAROLINA	12/16/25																			PTS	41	vs. UTEP (2/17/24)																		
vs. Cincinnati	12/21/25																			FG	11	2x, last vs. UTEP (2/17/24)																		
at Syracuse	12/31/25																			3FG	8	2x, last vs. UTEP (2/17/24)																		
at Pittsburgh	1/3/25																			FT	11	vs. UTEP (2/17/24)																		
SMU	1/7/25																			OR	3	3x, last at Western Kentucky (2/15/25)																		
at Notre Dame	1/10/25																			DR	8	vs. Florida International (1/27/24)																		
BOSTON COLLEGE	1/13/25																			TR	9	2x, last at Western Kentucky (2/15/25)																		
MIAMI (FLA.)	1/17/25																			AST	4	6x, last vs. New Mexico State (2/25/24)																		
NC STATE	1/20/25																			STL	2	vs. Brescia (11/7/22)																		
at Georgia Tech	1/24/25																			BLK	2	3x, last vs. Kennesaw State (1/9/25)																		
PITTSBURGH	1/31/25																			MIN	51	vs. Chattanooga (3/18/25)																		
at Stanford	2/4/25																																							
at California	2/7/25																																							
VIRGINIA TECH	2/11/25																																							
at Duke	2/14/25																																							
at Wake Forest	2/18/25																																							
FLORIDA STATE	2/21/25																																							
LOUISVILLE	2/28/25																																							
at North Carolina	3/3/25																																							
GEORGIA TECH	3/7/25																																							
Totals																																								

JESTIN PORTER CAREER STATS																									
Year	Team	GP	GS	Min.	Field Goals			3-PT			Rebounds							PF	DQ	A	TO	Blk	Stl	Pts.	Avg.
					FG	FGA	Pct.	FG	FGA	Pct.	FT	FTA	Pct.	OR	DR	TOT	Avg.								
2022-23*	Middle Tennesse St.	33	5	509	71	168	.423	21	64	.328	32	43	.744	13	34	47	1.4	43	0	23	42	4	9	195	5.9
2023-24*	Middle Tennessee St.	33	33	1051	164	411	.399	61	181	.337	69	89	.775	26	84	110	3.3	64	1	60	71	6	32	458	13.9
2024-25*	Middle Tennessee St.	34	34	1147	176	428	.411	84	231	.364	74	90	.822	25	72	97	2.9	55	1	42	57	6	38	510	15.0
2025-26	Clemson																								
TOTAL		100	72	2707	411	1007	.408	166	476	.349	175	222	.788	64	190	254	2.5	162	2	125	170	16	79	1163	11.6

Major: Parks, Recreation and Tourism Management ... Son of Brandi Lewis ... Younger brother of former Tiger Chase Hunter and Jaden Hunter ... Chose Clemson over Baylor, Auburn, Florida State, Kentucky, Georgia and Georgia Tech ... Ranked No. 64 in the ESPN Top 100 and rated a 4-star prospect ... Started career-high nine games last season ... Leads Clemson in career assist-turnover ratio (144-50; 2.88/game).

DILLON HUNTER 2025-26 GAME STATS																				HUNTER SEASON HIGHS				
Opponent	Date	Field Goals			3-PT			Rebounds												PTS				
		GS	Min.	FG	Pct.	FG	Pct.	FT	Pct.	OR	DR	TOT	PF	FO	A	TO	Blk	Stl	Pts.	FG	3FG	FT	OR	DR
NEW HAMPSHIRE	11/3/25																			--	--	--	--	--
GARDNER-WEBB	11/7/25																			--	--	--	--	--
MOREHEAD STATE	11/11/25																			--	--	--	--	--
at Georgetown	11/15/25																			--	--	--	--	--
NORTH ALABAMA	11/17/25																			--	--	--	--	--
vs. West Virginia	11/21/25																			--	--	--	--	--
vs. Georgia or Xavier	11/23/25																			--	--	--	--	--
ALABAMA A&M	11/28/25																			--	--	--	--	--
at Alabama	12/3/25																			--	--	--	--	--
vs. BYU	12/9/25																			--	--	--	--	--
MERCER	12/13/25																			--	--	--	--	--
SOUTH CAROLINA	12/16/25																			--	--	--	--	--
vs. Cincinnati	12/21/25																			--	--	--	--	--
at Syracuse	12/31/25																			--	--	--	--	--
at Pittsburgh	1/3/25																			--	--	--	--	--
SMU	1/7/25																			--	--	--	--	--
at Notre Dame	1/10/25																			--	--	--	--	--
BOSTON COLLEGE	1/13/25																			--	--	--	--	--
MIAMI (FLA.)	1/17/25																			--	--	--	--	--
NC STATE	1/20/25																			--	--	--	--	--
at Georgia Tech	1/24/25																			--	--	--	--	--
PITTSBURGH	1/31/25																			--	--	--	--	--
at Stanford	2/4/25																			--	--	--	--	--
at California	2/7/25																			--	--	--	--	--
VIRGINIA TECH	2/11/25																			--	--	--	--	--
at Duke	2/14/25																			--	--	--	--	--
at Wake Forest	2/18/25																			--	--	--	--	--
FLORIDA STATE	2/21/25																			--	--	--	--	--
LOUISVILLE	2/28/25																			--	--	--	--	--
at North Carolina	3/3/25																			--	--	--	--	--
GEORGIA TECH	3/7/25																			--	--	--	--	--
Totals																								

HUNTER CAREER HIGHS				
PTS	17	at Florida State	(2/15/25)	
FG	7	at Florida State	(2/15/25)	
3FG	3	2x, last at Florida State	(2/15/25)	
FT	5	at Virginia	(3/1/25)	
OR	2	vs. Loyola Maryland	(11/21/22)	
DR	5	vs. San Francisco	(11/25/24)	
TR	6	vs. San Francisco	(11/25/24)	
AST	7	at SMU	(2/22/25)	
STL	6	vs. Stanford	(1/1/25)	
BLK	2	at Boston College	(3/5/25)	
MIN	38	vs. Georgia Tech	(2/4/25)	

DILLON HUNTER CAREER STATS																									
Year	Team	Field Goals						3-PT			Rebounds														
		GP	GS	Min.	FG	FGA	Pct.	FG	FGA	Pct.	FT	FTA	Pct.	OR	DR	TOT	Avg.	PF	DQ	A	TO	Blk	Stl	Pts.	Avg.
2022-23	Clemson	33	3	395	17	57	.298	3	20	.150	9	15	.600	5	35	40	1.2	34	0	40	22	1	14	46	1.4
2023-24	Clemson	36	1	530	33	84	.393	9	35	.257	8	19	.421	7	51	58	1.6	42	1	46	14	2	15	83	2.3
2024-25	Clemson	30	9	678	57	141	.404	24	77	.312	24	39	.615	13	63	76	2.1	65	1	58	14	4	27	162	5.4
2025-26	Clemson																								
TOTAL		99	13	1602	107	282	.379	36	132	.273	41	73	.562	25	149	174	1.5	141	2	144	50	7	56	291	2.9

Major: Pre-Business ... Chose Clemson over Iowa and West Virginia ... No. 2 ranked recruit in Minnesota's 2025 class ... Ranked No. 1 overall in the state of Minnesota according to PrepHoops ... was a dual-sport athlete, starring in basketball and football as a quarterback ... Named Minnesota Mr. Basketball after leading Alexandria to its first-ever state title and claiming the Class 3A crown.

CHASE THOMPSON 2025-26 GAME STATS																			THOMPSON SEASON HIGHS				
Opponent	Date	Field Goals				3-PT		Rebounds												PTS			
		GS	Min.	FG	Pct.	FG	Pct.	FT	Pct.	OR	DR	TOT	PF	FO	A	TO	Blk	Stl	Pts.				
NEW HAMPSHIRE	11/3/25																		PTS	--			
GARDNER-WEBB	11/7/25																		FG	--			
MOREHEAD STATE	11/11/25																		3FG	--			
at Georgetown	11/15/25																		FT	--			
NORTH ALABAMA	11/17/25																		OR	--			
vs. West Virginia	11/21/25																		DR	--			
vs. Georgia or Xavier	11/23/25																		TR	--			
ALABAMA A&M	11/28/25																		AST	--			
at Alabama	12/3/25																		STL	--			
vs. BYU	12/9/25																		BLK	--			
MERCER	12/13/25																		MIN	--			
SOUTH CAROLINA	12/16/25																		THOMPSON CAREER HIGHS				
vs. Cincinnati	12/21/25																		PTS	--			
at Syracuse	12/31/25																		FG	--			
at Pittsburgh	1/3/25																		3FG	--			
SMU	1/7/25																		FT	--			
at Notre Dame	1/10/25																		OR	--			
BOSTON COLLEGE	1/13/25																		DR	--			
MIAMI (FLA.)	1/17/25																		TR	--			
NC STATE	1/20/25																		AST	--			
at Georgia Tech	1/24/25																		STL	--			
PITTSBURGH	1/31/25																		BLK	--			
at Stanford	2/4/25																		MIN	--			
at California	2/7/25																						
VIRGINIA TECH	2/11/25																						
at Duke	2/14/25																						
at Wake Forest	2/18/25																						
FLORIDA STATE	2/21/25																						
LOUISVILLE	2/28/25																						
at North Carolina	3/3/25																						
GEORGIA TECH	3/7/25																						
Totals																							

CHASE THOMPSON CAREER STATS																						
Year	Team	GP	GS	Min.	Field Goals			3-PT			FT	FTA	Pct.	Rebounds				PF	DQ	A	TO	Blk
					FG	FGA	Pct.	FG	FGA	Pct.				OR	DR	TOT	Avg.					
2025-26	Clemson																					
TOTAL																						

Major: Communication ... Full name is Efrem Johnson, his nickname is Butta – given to him by his uncle when he was born ... Appeared in a career-high 37 games and made 21 starts ... averaged 8.8 points, 2.1 rebounds and 1.8 assists in 2024-25, including 14 double-digit scoring games and three 20-point games ... Career-high 24 points at Rice (2/19/25) ... Averaged career-high 11.2 points per game in 2023-24 and led team with 56 3-pointers.

BUTTA JOHNSON 2025-26 GAME STATS																			JOHNSON SEASON HIGHS				
Opponent	Date	Field Goals				3-PT		Rebounds											PTS				
		GS	Min.	FG	Pct.	FG	Pct.	FT	Pct.	OR	DR	TOT	PF	FO	A	TO	Blk	Stl	Pts.				
NEW HAMPSHIRE	11/3/25																		PTS	--			
GARDNER-WEBB	11/7/25																		FG	--			
MOREHEAD STATE	11/11/25																		3FG	--			
at Georgetown	11/15/25																		FT	--			
NORTH ALABAMA	11/17/25																		OR	--			
vs. West Virginia	11/21/25																		DR	--			
vs. Georgia or Xavier	11/23/25																		TR	--			
ALABAMA A&M	11/28/25																		AST	--			
at Alabama	12/3/25																		STL	--			
vs. BYU	12/9/25																		BLK	--			
MERCER	12/13/25																		MIN	--			
SOUTH CAROLINA	12/16/25																		JOHNSON CAREER HIGHS				
vs. Cincinnati	12/21/25																		PTS	24	at Rice (2/19/25)		
at Syracuse	12/31/25																		FG	10	at Rice (2/19/25)		
at Pittsburgh	1/3/25																		3FG	5	3x, last at Memphis (1/26/25)		
SMU	1/7/25																		FT	8	vs. South Florida (3/16/24)		
at Notre Dame	1/10/25																		OR	3	2x, last vs. Memphis (3/16/25)		
BOSTON COLLEGE	1/13/25																		DR	5	vs. UTEP (12/29/22)		
MIAMI (FLA.)	1/17/25																		TR	8	vs. UTEP (12/29/22)		
NC STATE	1/20/25																		AST	6	vs. Tulane (1/17/24)		
at Georgia Tech	1/24/25																		STL	4	2x, last vs. Memphis (3/2/25)		
PITTSBURGH	1/31/25																		BLK	2	2x, last at Tulane (3/9/25)		
at Stanford	2/4/25																		MIN	40	at North Texas (1/31/24)		
at California	2/7/25																						
VIRGINIA TECH	2/11/25																						
at Duke	2/14/25																						
at Wake Forest	2/18/25																						
FLORIDA STATE	2/21/25																						
LOUISVILLE	2/28/25																						
at North Carolina	3/3/25																						
GEORGIA TECH	3/7/25																						
Totals																							

BUTTA JOHNSON CAREER STATS																								
Year	Team	Field Goals			3-PT			Rebounds																
		GP	GS	Min.	FG	FGA	Pct.	FG	FGA	Pct.	FT	FTA	Pct.	OR	DR	TOT	Avg.	PF	DQ	A	TO	Blk	Stl	Pts.
2022-23	UAB	29	0	375	33	79	.418	14	37	.378	22	26	.846	12	26	38	1.3	25	0	17	14	0	15	102
2023-24	UAB	34	25	1052	130	303	.429	56	156	.359	64	78	.821	21	57	78	2.3	56	0	58	45	7	13	380
2024-25	UAB	37	21	993	113	308	.367	49	153	.320	52	60	.867	22	54	76	2.1	63	0	68	33	7	31	327
2025-26	Clemson																							
TOTAL		100	46	2420	276	690	.400	119	346	.344	138	164	.841	55	137	192	1.9	144	0	143	92	14	59	809

ZAC FOSTER 2025-26 GAME STATS																				FOSTER SEASON HIGHS																					
Opponent	Date	GS	Min.	Field Goals		3-PT		FT	Pct.	Rebounds				PF	FO	A	TO	Blk	Stl	Pts.	PTS	--																			
				FG	Pct.	FG	Pct.			OR	DR	TOT																													
NEW HAMPSHIRE	11/3/25																				FG	--																			
GARDNER-WEBB	11/7/25																				3FG	--																			
MOREHEAD STATE	11/11/25																				FT	--																			
at Georgetown	11/15/25																				OR	--																			
NORTH ALABAMA	11/17/25																				DR	--																			
vs. West Virginia	11/21/25																				TR	--																			
vs. Georgia or Xavier	11/23/25																				AST	--																			
ALABAMA A&M	11/28/25																				STL	--																			
at Alabama	12/3/25																				BLK	--																			
vs. BYU	12/9/25																				MIN	--																			
MERCER	12/13/25																				FOSTER CAREER HIGHS																				
SOUTH CAROLINA	12/16/25																				PTS	--																			
vs. Cincinnati	12/21/25																				FG	--																			
at Syracuse	12/31/25																				3FG	--																			
at Pittsburgh	1/3/25																				FT	--																			
SMU	1/7/25																				OR	--																			
at Notre Dame	1/10/25																				DR	--																			
BOSTON COLLEGE	1/13/25																				TR	--																			
MIAMI (FLA.)	1/17/25																				AST	--																			
NC STATE	1/20/25																				STL	--																			
at Georgia Tech	1/24/25																				BLK	--																			
PITTSBURGH	1/31/25																				MIN	--																			
at Stanford	2/4/25																																								
at California	2/7/25																																								
VIRGINIA TECH	2/11/25																																								
at Duke	2/14/25																																								
at Wake Forest	2/18/25																																								
FLORIDA STATE	2/21/25																																								
LOUISVILLE	2/28/25																																								
at North Carolina	3/3/25																																								
GEORGIA TECH	3/7/25																																								
Totals																																									

ZAC FOSTER CAREER STATS																						
Year	Team	GP	GS	Min.	Field Goals			3-PT			Rebounds			Avg.	PF	DQ	A	TO	Blk	Stl	Pts.	Avg.
2025-26	Clemson				FG	FGA	Pct.	FG	FGA	Pct.	FT	FTA	Pct.	OR	DR	TOT						
TOTAL																						

DALLAS THOMAS 2025-26 GAME STATS																			THOMAS SEASON HIGHS				
Opponent	Date	GS	Min.	Field Goals		3-PT		FT	Pct.	Rebounds				PF	FO	A	TO	Blk	Stl	Pts.	PTS	--	
				FG	Pct.	FG	Pct.			OR	DR	TOT	PTS								FG	--	
NEW HAMPSHIRE	11/3/25																			3FG	--		
GARDNER-WEBB	11/7/25																			FT	--		
MOREHEAD STATE	11/11/25																			OR	--		
at Georgetown	11/15/25																			DR	--		
NORTH ALABAMA	11/17/25																			TR	--		
vs. West Virginia	11/21/25																			AST	--		
vs. Georgia or Xavier	11/23/25																			STL	--		
ALABAMA A&M	11/28/25																			BLK	--		
at Alabama	12/3/25																			MIN	--		
vs. BYU	12/9/25																			THOMAS CAREER HIGHS			
MERCER	12/13/25																			PTS	--		
SOUTH CAROLINA	12/16/25																			FG	--		
vs. Cincinnati	12/21/25																			3FG	--		
at Syracuse	12/31/25																			FT	--		
at Pittsburgh	1/3/25																			OR	--		
SMU	1/7/25																			DR	--		
at Notre Dame	1/10/25																			TR	--		
BOSTON COLLEGE	1/13/25																			AST	--		
MIAMI (FLA.)	1/17/25																			STL	--		
NC STATE	1/20/25																			BLK	--		
at Georgia Tech	1/24/25																			MIN	--		
PITTSBURGH	1/31/25																						
at Stanford	2/4/25																						
at California	2/7/25																						
VIRGINIA TECH	2/11/25																						
at Duke	2/14/25																						
at Wake Forest	2/18/25																						
FLORIDA STATE	2/21/25																						
LOUISVILLE	2/28/25																						
at North Carolina	3/3/25																						
GEORGIA TECH	3/7/25																						
Totals																							

DALLAS THOMAS CAREER STATS																						
Year	Team	GP	GS	Min.	Field Goals			3-PT			FT	FTA	Pct.	Rebounds				PF	DQ	A	TO	Blk
					FG	FGA	Pct.	FG	FGA	Pct.				OR	DR	TOT	Avg.					
2024-25	Clemson																					
2025-26	Clemson																					
TOTAL																						

Major: Pre-Business ... Son of Raleen and Rick Wahlin ... Appeared in career-best 33 games and made career-high 23 starts last season for Utah ... Averaged career-bests in points (6.3), rebounds (4.9) and assists (1.5) ... Career-high 16 points in an 83-62 win over Oklahoma State (1/11/25) ... Father Rick played football at BYU ('90), sister Malery [Pearson] played volleyball at BYU (2014), sister Cassidy [Langi] played volleyball at Utah Valley (2011-14), grandfather Marvin Wahlin was an all-conference back at Arizona State and was drafted by the Chicago Bears in 1953 (Rd. 27, 318th overall), brother in law Harvey Langi played football at both Utah (2011) and BYU (2014-16) and has played in the NFL since 2017 after starting his career as an UDFA, and brother in law Colby Pearson played football at BYU (2013-16).

JAKE WAHLIN 2024-25 GAME STATS																	
Opponent	Date	Field Goals			3-PT		Rebounds										
		GS	Min.	FG	Pct.	FG	Pct.	FT	Pct.	OR	DR	TOT	PF	FO	A	TO	Pts.
NEW HAMPSHIRE	11/3/25																
GARDNER-WEBB	11/7/25																
MOREHEAD STATE	11/11/25																
at Georgetown	11/15/25																
NORTH ALABAMA	11/17/25																
vs. West Virginia	11/21/25																
vs. Georgia or Xavier	11/23/25																
ALABAMA A&M	11/28/25																
at Alabama	12/3/25																
vs. BYU	12/9/25																
MERCER	12/13/25																
SOUTH CAROLINA	12/16/25																
vs. Cincinnati	12/21/25																
at Syracuse	12/31/25																
at Pittsburgh	1/3/25																
SMU	1/7/25																
at Notre Dame	1/10/25																
BOSTON COLLEGE	1/13/25																
MIAMI (FLA.)	1/17/25																
NC STATE	1/20/25																
at Georgia Tech	1/24/25																
PITTSBURGH	1/31/25																
at Stanford	2/4/25																
at California	2/7/25																
VIRGINIA TECH	2/11/25																
at Duke	2/14/25																
at Wake Forest	2/18/25																
FLORIDA STATE	2/21/25																
LOUISVILLE	2/28/25																
at North Carolina	3/3/25																
GEORGIA TECH	3/7/25																
Totals																	

WAHLIN SEASON HIGHS	
PTS	--
FG	--
3FG	--
FT	--
OR	--
DR	--
TR	--
AST	--
STL	--
BLK	--
MIN	--

WAHLIN CAREER HIGHS		
PTS	16	vs. Oklahoma State (1/11/25)
FG	5	vs. Oklahoma State (1/11/25)
3FG	3	vs. Oklahoma State (1/11/25)
FT	3	4x, last vs. UCF (3/11/25)
OR	4	vs. Baylor (1/25/25)
DR	10	at TCU (1/15/25)
TR	12	vs. Kansas (2/15/25)
AST	4	2x, last vs. UCF (3/11/25)
STL	6	vs. Central Arkansas (11/7/24)
BLK	4	vs. Central Arkansas (11/7/24)
MIN	33	3x, last at UCF (2/23/25)

JAKE WAHLIN CAREER STATS																													
Year	Team	Field Goals						3-PT			Rebounds											PF	DQ	A	TO	Blk	Stl	Pts.	Avg.
		GP	GS	Min.	FG	FGA	Pct.	FG	FGA	Pct.	FT	FTA	Pct.	OR	DR	TOT	Avg.												
2023-24	Utah	20	0	114	6	20	.300	1	11	.091	1	4	.250	11	18	29	1.5	21	0	4	4	3	1	14	0.7				
2024-25	Utah	33	23	774	78	167	.467	27	77	.351	26	39	.667	50	111	161	4.9	79	2	48	25	22	23	209	6.3				
2025-26	Clemson																												
TOTAL		53	23	888	84	187	.449	28	88	.318	27	43	.628	61	129	190	3.6	100	2	52	29	25	24	223	4.2				

Major: Athletic Leadership ... Son of Kelly and Kirk Davidson ... father, Kirk, was a center for the Wolf Pack basketball team and his mother, Kelly (Martin), played volleyball at Nevada ... brother, Blake, is a freshmen on the team at Clemson ... 2023-24 All-Mountain West Third Team ... Posted 27 double-digit scoring games last year, including nine 20-point outings ... Has 11 career double-doubles.

[illegible]

NICK DAVIDSON CAREER STATS																											
Year	Team	Field Goals						3-PT			Rebounds							PF	DQ	A	TO	Blk	Stl	Pts.	Avg.		
		GP	GS	Min.	FG	FGA	Pct.	FG	FGA	Pct.	FT	FTA	Pct.	OR	DR	TOT	Avg.										
2021-22	Nevada												REDSHIRTED														
2022-23	Nevada	33	0	579	68	154	.442	24	67	.358	69	86	.802	49	85	134	4.1	84	3	14	27	16	14	229	6.9		
2023-24	Nevada	34	34	985	151	277	.545	26	89	.292	87	115	.757	62	186	248	7.3	85	1	46	43	24	25	415	12.2		
2024-25	Nevada	33	33	1096	176	352	.500	46	124	.371	123	176	.699	61	153	214	6.5	79	2	92	63	39	27	521	15.8		
2025-26	Clemson																										
TOTAL		100	67	2660	395	783	.504	96	280	.343	279	377	.740	172	424	596	4.2	248	6	152	133	79	66	1165	11.7		

BLAKE DAVIDSON 2025-26 GAME STATS																			DAVIDSON SEASON HIGHS				
Opponent	Date	GS	Min.	Field Goals		3-PT		FT	Pct.	Rebounds			PF	FO	A	TO	Blk	Stl	Pts.	PTS	--		
				FG	Pct.	FG	Pct.			OR	DR	TOT								FG	--	FG	
NEW HAMPSHIRE	11/3/25																			3FG	--		
GARDNER-WEBB	11/7/25																			FT	--		
MOREHEAD STATE	11/11/25																			OR	--		
at Georgetown	11/15/25																			DR	--		
NORTH ALABAMA	11/17/25																			TR	--		
vs. West Virginia	11/21/25																			AST	--		
vs. Georgia or Xavier	11/23/25																			STL	--		
ALABAMA A&M	11/28/25																			BLK	--		
at Alabama	12/3/25																			MIN	--		
vs. BYU	12/9/25																			DAVIDSON CAREER HIGHS			
MERCER	12/13/25																			PTS	--		
SOUTH CAROLINA	12/16/25																			FG	--		
vs. Cincinnati	12/21/25																			3FG	--		
at Syracuse	12/31/25																			FT	--		
at Pittsburgh	1/3/25																			OR	--		
SMU	1/7/25																			DR	--		
at Notre Dame	1/10/25																			TR	--		
BOSTON COLLEGE	1/13/25																			AST	--		
MIAMI (FLA.)	1/17/25																			STL	--		
NC STATE	1/20/25																			BLK	--		
at Georgia Tech	1/24/25																			MIN	--		
PITTSBURGH	1/31/25																						
at Stanford	2/4/25																						
at California	2/7/25																						
VIRGINIA TECH	2/11/25																						
at Duke	2/14/25																						
at Wake Forest	2/18/25																						
FLORIDA STATE	2/21/25																						
LOUISVILLE	2/28/25																						
at North Carolina	3/3/25																						
GEORGIA TECH	3/7/25																						
Totals																							

BLAKE DAVIDSON CAREER STATS																						
Year	Team	GP	GS	Min.	Field Goals			3-PT			FT	FTA	Pct.	Rebounds			Avg.	PF	DQ	A	TO	Blk
					FG	FGA	Pct.	FG	FGA	Pct.				DR	TOT							
2025-26	Clemson																					
TOTAL																						

ACE BUCKNER 2025-26 GAME STATS																				BUCKNER SEASON HIGHS			
Opponent	Date	GS	Min.	Field Goals		3-PT		FT	Pct.	Rebounds				PF	FO	A	TO	Blk	Stl	Pts.	PTS	--	
				FG	Pct.	FG	Pct.			OR	DR	TOT											
NEW HAMPSHIRE	11/3/25																				FG	--	
GARDNER-WEBB	11/7/25																				3FG	--	
MOREHEAD STATE	11/11/25																				FT	--	
at Georgetown	11/15/25																				OR	--	
NORTH ALABAMA	11/17/25																				DR	--	
vs. West Virginia	11/21/25																				TR	--	
vs. Georgia or Xavier	11/23/25																				AST	--	
ALABAMA A&M	11/28/25																				STL	--	
at Alabama	12/3/25																				BLK	--	
vs. BYU	12/9/25																				MIN	--	
MERCER	12/13/25																				BUCKNER CAREER HIGHS		
SOUTH CAROLINA	12/16/25																				PTS	--	
vs. Cincinnati	12/21/25																				FG	--	
at Syracuse	12/31/25																				3FG	--	
at Pittsburgh	1/3/25																				FT	--	
SMU	1/7/25																				OR	--	
at Notre Dame	1/10/25																				DR	--	
BOSTON COLLEGE	1/13/25																				TR	--	
MIAMI (FLA.)	1/17/25																				AST	--	
NC STATE	1/20/25																				STL	--	
at Georgia Tech	1/24/25																				BLK	--	
PITTSBURGH	1/31/25																				MIN	--	
at Stanford	2/4/25																						
at California	2/7/25																						
VIRGINIA TECH	2/11/25																						
at Duke	2/14/25																						
at Wake Forest	2/18/25																						
FLORIDA STATE	2/21/25																						
LOUISVILLE	2/28/25																						
at North Carolina	3/3/25																						
GEORGIA TECH	3/7/25																						
Totals																							

ACE BUCKNER CAREER STATS																							
Year	Team	GP	GS	Min.	Field Goals			3-PT			Rebounds												
					FG	FGA	Pct.	FG	FGA	Pct.	FT	FTA	Pct.	OR	DR	TOT	Avg.	PF	DQ	A	TO	Blk	Stl
2024-25	Clemson																						
2025-26	Clemson																						
TOTAL																							

Major: Economics ... Son of Kylie and Derrick Welling ... has three brothers, Hayden, Sawyer and Beckham ... 2024-25 WAC Defensive Player of the Year ... 2024-25 All-WAC Second Team ... 57 blocks last season ranked tied for fourth all-time in a single season in UVU history ... Season-high 24 points at Seattle last season ... Scored in double-figures 21 times and had five 20-point games.

CARTER WELLING 2025-26 GAME STATS																			WELLING SEASON HIGHS			
Opponent	Date	Field Goals				3-PT		Rebounds											PTS	--		
		GS	Min.	FG	Pct.	FG	Pct.	FT	Pct.	OR	DR	TOT	PF	FO	A	TO	Blk	Stl	Pts.	FG	--	
NEW HAMPSHIRE	11/3/25																			3FG	--	
GARDNER-WEBB	11/7/25																			FT	--	
MOREHEAD STATE	11/11/25																			OR	--	
at Georgetown	11/15/25																			DR	--	
NORTH ALABAMA	11/17/25																			TR	--	
vs. West Virginia	11/21/25																			AST	--	
vs. Georgia or Xavier	11/23/25																			STL	--	
ALABAMA A&M	11/28/25																			BLK	--	
at Alabama	12/3/25																			MIN	--	
vs. BYU	12/9/25																			WELLING CAREER HIGHS		
MERCER	12/13/25																			PTS	24	at Seattle (1/25/25)
SOUTH CAROLINA	12/16/25																			FG	10	at Seattle (1/25/25)
vs. Cincinnati	12/21/25																			3FG	4	at Weber State (12/21/24)
at Syracuse	12/31/25																			FT	8	2x, last vs. West Georgia (11/26/24)
at Pittsburgh	1/3/25																			OR	5	at UT Arlington (1/16/25)
SMU	1/7/25																			DR	9	at Idaho State (12/18/24)
at Notre Dame	1/10/25																			TR	11	2x, last at San Francisco (3/19/25)
BOSTON COLLEGE	1/13/25																			AST	4	2x, last at Utah Tech (2/20/25)
MIAMI (FLA.)	1/17/25																			STL	3	at Southern Utah (2/15/25)
NC STATE	1/20/25																			BLK	5	3x, last at Weber State (12/21/24)
at Georgia Tech	1/24/25																			MIN	35	at Utah Tech (2/20/25)
PITTSBURGH	1/31/25																					
at Stanford	2/4/25																					
at California	2/7/25																					
VIRGINIA TECH	2/11/25																					
at Duke	2/14/25																					
at Wake Forest	2/18/25																					
FLORIDA STATE	2/21/25																					
LOUISVILLE	2/28/25																					
at North Carolina	3/3/25																					
GEORGIA TECH	3/7/25																					
Totals																						

CARTER WELLING CAREER STATS																									
Year	Team	Field Goals						3-PT			Rebounds														
		GP	GS	Min.	FG	FGA	Pct.	FG	FGA	Pct.	FT	FTA	Pct.	OR	DR	TOT	Avg.	PF	DQ	A	TO	Blk	Stl	Pts.	Avg.
2023-24	UC Irvine	30	10	414	65	129	.504	3	10	.300	78	102	.765	32	76	108	3.6	65	1	14	24	31	5	211	7.0
2024-25	Utah Valley	32	32	784	142	297	.478	30	85	.353	106	164	.646	47	154	201	6.3	91	2	46	69	57	20	420	13.1
2025-26	Clemson																								
TOTAL		62	42	1198	207	426	.486	33	95	.347	184	266	.692	79	230	309	5.0	156	3	60	93	88	25	631	10.2

TRENT STEINOUR 2025-26 GAME STATS																			STEINOUR SEASON HIGHS				
Opponent	Date	GS	Min.	Field Goals		3-PT		FT	Pct.	Rebounds				PF	FO	A	TO	Blk	Stl	Pts.	PTS	--	
NEW HAMPSHIRE	11/3/25																			FG	--		
GARDNER-WEBB	11/7/25																			3FG	--		
MOREHEAD STATE	11/11/25																			FT	--		
at Georgetown	11/15/25																			OR	--		
NORTH ALABAMA	11/17/25																			DR	--		
vs. West Virginia	11/21/25																			TR	--		
vs. Georgia or Xavier	11/23/25																			AST	--		
ALABAMA A&M	11/28/25																			STL	--		
at Alabama	12/3/25																			BLK	--		
vs. BYU	12/9/25																			MIN	--		
MERCER	12/13/25																			STEINOUR CAREER HIGHS			
SOUTH CAROLINA	12/16/25																			PTS	--		
vs. Cincinnati	12/21/25																			FG	--		
at Syracuse	12/31/25																			3FG	--		
at Pittsburgh	1/3/25																			FT	--		
SMU	1/7/25																			OR	--		
at Notre Dame	1/10/25																			DR	--		
BOSTON COLLEGE	1/13/25																			TR	--		
MIAMI (FLA.)	1/17/25																			AST	--		
NC STATE	1/20/25																			STL	--		
at Georgia Tech	1/24/25																			BLK	--		
PITTSBURGH	1/31/25																			MIN	--		
at Stanford	2/4/25																						
at California	2/7/25																						
VIRGINIA TECH	2/11/25																						
at Duke	2/14/25																						
at Wake Forest	2/18/25																						
FLORIDA STATE	2/21/25																						
LOUISVILLE	2/28/25																						
at North Carolina	3/3/25																						
GEORGIA TECH	3/7/25																						
Totals																							

TRENT STEINOUR CAREER STATS																						
Year	Team	GP	GS	Min.	Field Goals			3-PT			FT	FTA	Pct.	OR	DR	TOT	Avg.	PF	DQ	A	TO	Blk
2025-26	Clemson				FG	FGA	Pct.	FG	FGA	Pct.												
TOTAL																						

MISCELLANEOUS STATS

THE LAST TIME...

CLEMSON

A player had a triple-double
A player had a 20-point, 15-rebound game
A player had a 20-point, 20-rebound game
A player had 30+ points
A player had 40+ points
A player had 50+ points
A player had 15+ field goals
A player had 15+ free throws
A player had 20+ rebounds
A player had 15+ assists
A player had 6+ steals
A player had 8+ blocks
A player converted a four-point play
A player was perfect from the field (min. 10 FGA)
A player was perfect from the foul line (min. 10 FTA)

1/26/93 vs. Maryland (Sharone Wright, 12p/14r/10b)
1/16/24 vs. Georgia Tech (PJ Hall, 31p/17r; Ian Schieffelin 20p/15r)
12/17/90 vs. SC State (Dale Davis, 22p/21r)
11/17/24 at Boise State (Chase Hunter, 30)
1/24/01 vs. Georgia Tech (Will Solomon, 41)
2/17/1916 (J.W. Stribling, 50)
1/14/87 vs. Furman (Horace Grant, 15)
1/27/13 vs. Virginia Tech (Milton Jennings, 16)
12/3/24 vs. Kentucky (Ian Schieffelin, 20)
2/13/02 vs. Wake Forest (Edward Scott, 16)
1/1/25 vs. Stanford (Dillon Hunter, 6)
2/6/16 vs. Virginia Tech (Landry Nnoko, 8)
3/5/24 vs. Syracuse (Joseph Girard III, 5:42 2H)
Never Accomplished
2/24/23 vs. Florida State (Joseph Girard III, 10-10)

OPPONENT

Never Accomplished
Not accomplished since at least 2010
1/11/06 vs. Wake Forest (Eric Williams, 22p/20r)
2/26/25 vs. Notre Dame (Markus Burton, 30)
3/12/11 vs. North Carolina (Harrison Barnes, 40)
2/24/55 at Furman (Darrell Floyd, 56)
2/24/82 at Duke (Vince Taylor, 16)
3/9/16 vs. Georgia Tech (Marcus Georges-Hunt, 15)
3/6/19 at Notre Dame (John Mooney, 20)
1/10/87 vs. Wake Forest (Tyrone "Mugsey" Bogues, 17)
2/3/07 at Georgia Tech (Javaris Crittenton, 7)
3/11/94 vs. Duke (Cherokee Parks, 10)
11/29/24 vs. Florida A&M (Shaqir O'Neal, 8:12 1H)
3/8/92 at Georgia Tech (Matt Geiger, 10-10)
11/21/18 vs. Creighton (Ty-Son Alexander, 11-11)

A team scored 100+ points
A team scored less than 40
A team had 25+ assists
A team had 50+ rebounds
A team shot .650+ from the field
A team did not miss a free throw (min. 10 FTA)
A team did not make a three-pointer
A team had two players score 30+ points
A team had two players score 25+ points
A team had two players score 20+ points
A team had three players score 20+ points

12/22/23 vs. Queens (109)
1/23/18 at Virginia (36)
11/24/23 vs. Alcorn State (26)
12/18/21 vs. South Carolina (51)
2/22/20 at Boston College (.689)
12/29/23 vs. Radford (14-14)
1/26/19 at NC State (0-7)
2/13/02 vs. Wake Forest (Stockman, 30; Scott, 30)
1/13/24 vs. Boston College (Hall, 26; Girard III 26)
2/4/25 vs. Georgia Tech (Hunter, 28; Schieffelin, 23)
3/4/06 vs. Georgia Tech (Hamilton, 24; Akingbala 22; Robinson, 22)

2/5/17 vs. Florida State (109)
12/2/20 vs. SC State (38)
2/1/68 vs. Georgia Tech (35)
2/4/25 vs. Georgia Tech (56)
2/5/17 at Florida State (.661)
3/13/24 vs. Boston College (16-16)
2/1/06 at Florida State (0-9)
1/9/80 vs. Duke (Banks, 31; Gminski, 30)
1/30/18 vs. North Carolina (Johnson, 32; Berry, 27)
3/14/25 vs. Louisville (Edwards Jr., 21; Hadley 20)
1/3/24 at Miami (Fla.) (Pack 25, Omier 23, Cleveland 23)

A team had two double-doubles
A team had three double-doubles
A team had six players score 10+ points
Played an overtime game..... 1/18/25 at Pittsburgh (78-75)
Played a double-overtime game..... 1/16/24 vs. Georgia Tech (90-93); 11/29/22 vs. Penn State (101-94); 3/2/14 vs. Maryland (77-73)
Played a triple-overtime game..... 2/18/84 vs. Maryland (65-66); 2/4/25 vs. Georgia Tech (86-89)
Clemson was ranked (AP Poll)..... April 8, 2025 (22)
Clemson played a ranked opponent (AP Poll)..... vs. No. 13 Louisville (73-76) on March 14, 2025 (ACC Tournament Semifinal)
Clemson played a ranked opponent on the road (AP Poll)..... at No. 3 North Carolina (80-76) on Feb. 6, 2024
Clemson defeated a ranked opponent (AP Poll)..... vs. No. 2 Duke (77-71) on February 8, 2025
Clemson defeated a ranked opponent on the road (AP Poll)..... at No. 3 North Carolina (80-76) on Feb. 6, 2024
Clemson defeated a ranked opponent in the postseason (AP Poll)..... vs. No. 9 Arizona (77-72) on March 28, 2024 (NCAA Tournament Sweet 16)
Clemson lost to a ranked opponent (AP Poll)..... vs. No. 13 Louisville (73-76) on March 14, 2025 (ACC Tournament Semifinal)
Clemson faced No. 1 (AP Poll)..... vs. Duke (68-87) on January 5, 2019
Clemson defeated No. 1 (AP Poll)..... vs. North Carolina (75-65) on February 18, 2001
Clemson defeated Top 5 (AP Poll)..... vs. No. 2 Duke (77-71) on February 8, 2025
Clemson defeated Top 10 (AP Poll)..... vs. No. 2 Duke (77-71) on February 8, 2025

MISCELLANEOUS STATS

Dunks (0):
Charges Taken (0):
20-Point Games (0):
30-Point Games (0):
Double-Doubles (0):
Double Figure Scoring (0):
Double Figure Rebounding (0):
Led Clemson in Scoring (no ties):
Led Clemson in Rebounding (no ties):
Led Clemson in Assists (no ties):
Consecutive Field Goals Made:
Consecutive Points Scored:
Consecutive Free Throws Made:
Consecutive Three-Pointers Made:
Largest Lead:
Largest Deficit:
Largest Halftime Deficit:
Largest Deficit Overcome for Victory:
Most Consecutive Clemson Points:

CLEMSON'S RECORD...

Overall0-0
At home0-0
On the road0-0
At neutral sites0-0
In overtime.....0-0
Vs. ranked opponents0-0
In games decided by 3 points or less0-0
In games decided by 5 points or less0-0
In games decided by 7 or more points0-0
When leading at halftime0-0
When trailing at halftime0-0
When tied at halftime0-0
When leading with 5:00 left0-0
When trailing with 5:00 left0-0
When leading with 1:00 left0-0
When trailing with 1:00 left0-0
When shooting 50% or better0-0
When opponent shoots less than 50%0-0
When scoring 70 or more points0-0
When winning the rebound margin0-0
When winning the turnover margin0-0
When winning points in the paint0-0
When winning bench points0-0
In November0-0
In December0-0
In January0-0
In February0-0
In March0-0

2025-26 STARTING LINEUPS (0)

Lineup #	Game #	G	G	G/F	F	C	G	W-L	PCT.
1	1								

SUPERLATIVE STATS

INDIVIDUAL GAME HIGHS/INDIVIDUAL HIGHS UNDER BROWNELL

italic indicates all-time under Coach Brownell

CLEMSON		OPPONENT	
HIGHS		HIGHS	
Points	33, Jaron Blossomgame, 2/20/16 at NC State	Points	40, Harrison Barnes, 3/12/11 vs. North Carolina
FG	13, Jaron Blossomgame, last on 2/8/16 vs. Notre Dame	FG	12, last by Naithan George, 2/4/25 vs. Georgia Tech
FGA	24, KJ McDaniels, 2/11/14 at Notre Dame	FGA	26, Naithan George, 2/4/25 vs. Georgia Tech
FG Perfection	7, last by Ian Schieffelin, 3/4/23 vs. Notre Dame	FG Perfection	8, Mark Williams, 2/10/22 vs. Duke
3FG	8, Marquise Reed, 2/21/18 at Virginia Tech*	3FG	8, Lamar Peters, 12/8/18 vs. Mississippi State
3FGA	20, Marquise Reed, 2/21/18 at Virginia Tech	3FGA	16, Claudell Harris Jr., 3/13/24 vs. Boston College
3FG Perfection	5, Gabe DeVoe, 11/24/17 vs. Texas Southern	3FG Perfection	5, last by Chris Childs, 11/15/21 vs. Bryant
FT	16, Milton Jennings, 1/27/13 vs. Virginia Tech	FT	15, Marcus Georges-Hunt, 3/9/16 at Georgia Tech
FTA	18, Milton Jennings, 1/27/13 vs. Virginia Tech	FTA	16, Marcus Georges-Hunt, 3/9/16 at Georgia Tech
FT Perfection	10, Brevin Galloway, 2/25/23 at NC State; Joseph Girard III, 2/24/24 vs. Florida State	FT Perfection	8, Sean Pedulla, 1/10 at Virginia Tech; Tae Davis, 3/2 at Notre Dame
Rebounds	20, Ian Schieffelin, 12/3/24 vs. Kentucky	Rebounds	20, John Mooney, 3/9/19 at Notre Dame
Offensive Reb.	9, Ian Schieffelin, 11/7/22 vs. The Citadel; PJ Hall, 1/16/24 vs. Georgia Tech	Offensive Reb.	8, Jordan Murphy, 11/30/15 at Minnesota
Assists	11, last by Chase Hunter, 2/22/23 vs. Syracuse	Assists	13, Kendall Marshall, 2/18/12 at North Carolina
Blocks	8, last by Landry Nnoko, 2/6/16 at Virginia Tech	Blocks	7, James Banks III, 2/6/19 at Georgia Tech
Steals	6, Avry Holmes, 2/13/16 vs. Georgia Tech	Steals	6, Makai Ashton-Langford, 1/31/23 at Boston College
Minutes	^^^52, Chase Hunter, 2/4/25 vs. Georgia Tech	Minutes	^^^55, Naithan George, 2/4/25 vs. Georgia Tech

^ - denotes one overtime period, * - denotes school record

2025-26 TEAM HIGHS & LOWS

CLEMSON		OPPONENT	
HIGHS	LOWS	HIGHS	LOWS
Points		Points	
1st Half Points		1st Half Points	
2nd Half Points		2nd Half Points	
1st Half FG%		1st Half FG%	
2nd Half FG%		2nd Half FG%	
Scoring Margin		FG	
FG		FGA	
FGA		FG%	
FG%		3FG	
3FG		3FGA	
3FGA		3FG% (Min. 10)	
3FG% (Min. 10)		FT	
FT		FTA	
FTA		FT% (Min. 10)	
FT% (Min. 10)		Rebounds	
Rebounds		Offensive Reb.	
Offensive Reb.		Rebound Margin	
Rebound Margin		Assists	
Assists		Turnovers	
Turnovers		Blocks	
Blocks		Steals	
Steals		Fouls	
Fouls			

TEAM HIGHS & LOWS UNDER BROWNELL

CLEMSON		OPPONENT	
HIGHS	LOWS	HIGHS	LOWS
Points	109, 12/22/23 vs. Queens.....36, 1/23/18 at Virginia	Points	109, 2/5/17 at Florida State35, 12/14/13 vs. Furman
1st Half Points	69, 12/22/23 vs. Queens 10, last on 2/7/13 at Virginia	1st Half Points	51, 2/5/17 at Florida State14, last on 11/21/22 vs. Loyola Maryland
2nd Half Points	56, last on 1/16/18 at North Carolina 13, last on 1/23/18 at Virginia	2nd Half Points	60, 1/3/24 at Miami (Fla.) 11, 12/20/19 vs. Jacksonville
1st Half FG%	71.1, 12/22/23 vs. Queens 12.0, 1/8/13 at Duke	1st Half FG%	64.0, 3/4/12 at Florida State17.2, 2/14/13 at Georgia Tech
2nd Half FG%	85.0, 1/12/11 vs. Georgia Tech..... 23.5, 3/2/11 at Duke	2nd Half FG%	75.0, 1/3 at Miami (Fla.) 16.7, 11/13/13 vs. Delaware State
Scoring Margin	+45, 11/14/14 vs. Florida A&M..... -48, 2/5/17 at Florida State	FG	41, 2/5/17 at Florida State11, 12/17/10 vs. Savannah State
FG	43, 12/22/23 vs. Queens 14, last on 12/15/19 vs. South Carolina	FGA	79, 3/2/14 vs. Maryland38, 2/25/14 at Wake Forest
FGA	73, 3/4/12 at Florida State33, 1/12/13 vs. Virginia	FG%	66.1, 2/5/17 at Florida State22.9, 12/17/10 vs. Savannah State
FG%	69.2, 1/12/11 vs. Georgia Tech.....25.9, 1/12/19 vs. Virginia	3FG	19, 12/8/18 vs. Mississippi State 1, last on 2/13/16 vs. Georgia Tech
3FG	15, 1/30/18 vs. North Carolina 0, last on 1/26/19 at NC State	3FGA	42, 12/22/23 vs. Queens 9, last on 11/23/12 vs. UTEP
3FGA	36, last on 2/21/18 at Virginia Tech..... 7, 1/26/19 at NC State	3FG% (Min. 10)	72.7, 2/7/12 vs. Maryland 7.1, 3/13/25 vs. SMU
3FG% (Min. 10)	78.6, 1/12/11 vs. Georgia Tech.....5.6, 1/6 vs. North Carolina	FT	25, last on 2/15/22 at Florida State..... 1, last on 12/23/12 vs. SC State
FT	32, 1/10/16 vs. Louisville0, last on 1/25/22 at Duke	FTA	35, 1/22/11 at Maryland 1, 2/14/12 vs. Virginia
FTA	46, 11/12/10 vs. Western Carolina 1, last on 1/25/22 at Duke	FT% (Min. 10)	100.0, 3/13/24 vs. Boston College..... 18.2, 11/22/13 vs. Davidson
FT% (Min. 10)	100.0, 1/31/23 at Boston College (16-16) 38.5, 2/25/14 at Wake Forest (5-13)	Rebounds	63, 3/2/14 vs. Maryland 13, 12/29/23 vs. Radford
Rebounds	51, last on 12/18/21 vs. South Carolina 19, 1/31/12 at Virginia	Offensive Reb.	24, 1/10/16 vs. Louisville; 2/4 vs. Georgia Tech 1, 1/12/12 at Boston College
Offensive Reb.	23, last on 12/13/16 vs. SC State..... 2, 1/19/16 at Virginia	Rebound Margin	26, 2/5/17 at Florida State 2, 12/18/18 vs. Charleston Southern
Rebound Margin	+32, 12/29/23 vs. Radford -22, 1/10/16 vs. Louisville	Assists	25, 1/1/13 vs. The Citadel 4, 11/21/13 vs. Temple
Assists	28, 2/22/23 vs. Syracuse 3, last on 2/13/16 vs. Georgia Tech	Turnovers	11, 12/22/21 at Virginia 0, last on 1/13/24 vs. Boston College
Turnovers	22, 2/5/17 at Florida State 1, 2/20/16 at NC State	Blocks	17, 12/12/20 vs. Alabama0, 3x, last 2/26 vs. Notre Dame
Blocks	12, last on 11/17/13 vs. South Carolina 0, last on 3/2/13 at Virginia Tech	Steals	32, 11/12/10 vs. Western Carolina..... 6, 12/29/23 vs. Radford
Steals	16, 1/1/13 vs. The Citadel; 1/1/25 vs. Stanford..... 0, last on 1/11/18 at NC State	Fouls	
Fouls	26, 1/17/23 at Wake Forest 5, 12/13/16 vs. SC State		



GAME-BY-GAME RESULTS

Opponent	Score	By Periods	FGM-A-Pct.	3FGM-A-Pct	FTM-A-Pct.	Reb (O-D)	PF-DQ	A	TO	BS	S	1H-FG%	2H-FG%	Bench
H-New Hampshire														
CLEMSON														