

ACC Weekly Football News & Notes - Week 11

2025 STANDINGS

STANDINGS	ACC		OVERALL		POINTS		HOME	AWAY	NEUT	STREAK	VS. AP TOP 10	VS. AP TOP 25
	W-L	PCT.	W-L	PCT.	FOR	OPP						
Virginia	5-0	1.000	8-1	.889	328	200	5-0	3-1	0-0	W7	1-0	1-0
Georgia Tech	5-1	.833	8-1	.889	324	208	5-0	3-1	0-0	L1	0-0	1-0
Pitt	5-1	.833	7-2	.778	357	196	4-1	3-1	0-0	W5	0-0	1-0
Louisville	4-1	.800	7-1	.875	270	166	4-1	3-0	0-0	W3	1-0	1-1
SMU	4-1	.800	6-3	.667	277	191	4-1	2-2	0-0	W1	1-0	1-0
Duke	4-1	.800	5-3	.625	283	225	2-2	3-1	0-0	W1	0-0	0-2
Miami	2-2	.500	6-2	.750	258	125	5-1	1-1	0-0	L1	1-0	3-0
NC State	2-3	.400	5-4	.556	292	275	4-1	1-3	0-0	W1	1-0	1-1
Wake Forest	2-3	.400	5-3	.625	194	174	3-2	2-1	0-0	L1	0-0	0-1
Virginia Tech	2-3	.400	3-6	.333	219	267	2-4	1-1	0-1	L1	0-0	0-3
California	2-3	.400	5-4	.556	221	226	3-2	2-2	0-0	L3	0-0	0-2
Clemson	2-4	.333	3-5	.375	227	192	1-4	2-1	0-0	L2	0-1	0-1
Stanford	2-4	.333	3-6	.333	160	271	3-1	0-5	0-0	L2	0-1	0-1
North Carolina	1-3	.250	3-5	.375	155	177	1-3	2-2	0-0	W1	0-0	0-1
Florida State	1-4	.200	4-4	.500	320	165	4-2	0-2	0-0	W1	1-1	1-1
Syracuse	1-5	.167	3-6	.333	213	277	2-3	1-3	0-1	L5	0-1	0-2
Boston College	0-5	.000	1-8	.111	224	300	1-4	0-4	0-0	L8	0-0	0-2

2025 SCHEDULE - WEEK 11

SATURDAY, NOVEMBER 8	TIME	TV	SIRIUSXM	APP/WEB
SMU (6-3) at Boston College (1-8)	Noon ET	ACCN	117, 193, 371	371, 955
Series: SMU leads series, 2-1-0; Last meeting: SMU, 38-28 (2024) ACCN: Chris Cotter (play-by-play), Max Browne (analyst), Kendra Douglas (sideline)				
Syracuse (3-6) at #18 Miami (6-2)	3:30 p.m. ET	ESPN	145, 371	145, 371
Series: Miami leads series, 16-8-0; Last meeting: Syracuse, 42-38 (2024) ESPN: Bob Wischusen (play-by-play), Louis Riddick (analyst), Kris Budden (sideline)				
Duke (5-3) at UConn (6-3)	3:30 p.m. ET	CBSSN	117, 193	955
Series: Series tied, 2-2-0; Last meeting: Duke, 26-21 (2024) CBSSN: Rich Waltz (play-by-play), Robert Turbin (analyst), Tiffany Blackmon (sideline)				
Stanford (3-6) at North Carolina (3-5)	4:30 p.m. ET	The CW	161, 201, 380	963, 970
Series: Stanford leads series, 2-1-0; Last meeting: Stanford, 25-23 (2016) The CW: Thom Brennaman (play-by-play), Will Blackmon (analyst), Wes Bryant (sideline)				
Wake Forest (5-3) at #14 Virginia (8-1)	7 p.m. ET	ESPN	81, 383	81, 973
Series: Virginia leads series, 35-17-0; Last meeting: Virginia, 31-30 (2024) ESPN: Mark Jones (play-by-play), Roddy Jones (analyst), Quint Kessenich (sideline)				
California (5-4) at #15 Louisville (7-1)	7 p.m. ET	ESPN2	132, 194, 382	956, 972
Series: First Meeting ESPN2: Dave Flemming (play-by-play), Brock Osweiler (analyst), Stormy Buonanony (sideline)				
Florida State (4-4) at Clemson (3-5)	7 p.m. ET	ACCN	117, 193, 371	371, 955
Series: Florida State leads series, 21-16-0; Last meeting: Clemson, 29-13 (2024) ACCN: Wes Durham (play-by-play), Steve Addazio (analyst), Dana Boyle (sideline)				

*rankings are CFP rankings



QUICK HITTERS

ACC WITH MULTIPLE TOP-10 WINS

■ The ACC is one of only three conferences with multiple top-10 victories this season.

ACC Top-10 Wins in 2025

Date	Matchup	Result
8/30/25	#8 Alabama at Florida State	FSU, 31-17
8/31/25	#6 Notre Dame at #10 Miami	UM, 27-24
9/26/25	#8 Florida State at Virginia	UVA, 46-38
10/17/25	Louisville at #2 Miami	UL, 24-21
11/1/25	#8 Georgia Tech at NC State	NCSU, 48-36
1/1/25	#10 Miami at SMU	SMU, 26-20 (ot)

■ The ACC has had six different teams defeat an AP Top 10 opponent (at time of game) this season. That is the second most among all FBS conferences. (*Stats Perform*)

1 OF 2 CONFERENCES WITH 4 TEAMS IN TOP 18

■ The ACC is one of only two conferences with four or more teams ranked in the top 18 of the AP Top 25 poll and the AFCA Coaches Poll this week (Nov. 2).

■ In the Week 11 AP Top 25 Poll, Virginia was ranked at No. 12, Louisville at No. 14, Georgia Tech at No. 16 and Miami at No. 18, respectively.

■ The ACC had four teams ranked in the AP Top 25 Poll for the sixth time this season - Week 2, Week 6, Week 7, Week 9, Week 10 and Week 11.

■ In the US LBM AFCA Coaches Top 25 Poll, Virginia came in at No. 11, Georgia Tech at No. 14, Louisville at No. 15 and Miami at No. 18.

■ Pitt and SMU received votes in both national top 25 polls.

College Football Playoff Rankings

November 4, 2025

Rk.	Team	Record
1.	Ohio State	8-0
2.	Indiana	8-0
3.	Texas A&M	8-0
4.	Alabama	7-1
5.	Georgia	7-1
6.	Ole Miss	8-1
7.	BYU	8-0
8.	Texas Tech	8-1
9.	Oregon	7-1
10.	Notre Dame	6-2
11.	Texas	7-2
12.	Oklahoma	7-2
13.	Utah	7-2
14.	Virginia	8-1
15.	Louisville	7-1
16.	Vanderbilt	7-2
17.	Georgia Tech	8-1
18.	Miami	6-2
19.	Southern California	6-2
20.	Iowa	6-2
21.	Michigan	7-2
22.	Missouri	6-2
23.	Washington	6-2
24.	Pitt	7-2
25.	Tennessee	6-3

Associated Press TOP 25

November 2, 2025

Rk.	Team	Points
1.	Ohio State (54)	1633
2.	Indiana (11)	1591
3.	Texas A&M (1)	1523
4.	Alabama	1447
5.	Georgia	1364
6.	Oregon	1293
7.	Ole Miss	1263
8.	BYU	1207
9.	Texas Tech	1091
10.	Notre Dame	1071
11.	Oklahoma	850
12.	Virginia	838
13.	Texas	835
14.	Louisville	827
15.	Vanderbilt	698
16.	Georgia Tech	667
17.	Utah	560
18.	Miami	558
19.	Missouri	491
20.	USC	453
21.	Michigan	344
22.	Memphis	221
23.	Tennessee	171
24.	Washington	110
25.	Cincinnati	77

(first-place votes in parenthesis)

US LBM AFCA COACHES POLL

November 2, 2025

Rk.	Team	Points
1.	Ohio State (60)	1596
2.	Indiana (1)	1525
3.	Texas A&M (3)	1479
4.	Alabama	1385
5.	Georgia	1335
6.	Oregon	1284
7.	Ole Miss	1213
8.	BYU	1157
9.	Texas Tech	1028
10.	Notre Dame	992
11.	Virginia	852
12.	Oklahoma	806
13.	Texas	788
14.	Georgia Tech	740
15.	Louisville	734
16.	Vanderbilt	610
17.	Missouri	501
18.	Miami	487
19.	Utah	476
20.	Michigan	468
21.	USC	291
22.	Tennessee	243
23.	Memphis	242
24.	Iowa	128
25.	Cincinnati	109

(first-place votes in parenthesis)

2025 ACC FOOTBALL NOTES

CFP RESUME CHECKLIST DIFFERENTIATORS

#14 Virginia (8-1, 5-0 ACC)

Quick Glance

- High-quality road win over CFP contender Louisville.
- 1 of only 10 teams with 8 or more wins on the season.
- 7-game winning streak (5th-longest active streak)
- 3 wins by 25 or more points on the year.
- 3 wins in overtime on the year.
- 1 of only 6 teams in P4 still undefeated in league play.
- 4 wins over teams above .500 on the season.

Extra, Extra!

■ Virginia is one of four FBS teams (only ACC team) this season to have at least four wins against conference teams by 10 points or fewer. (*Stats Perform*)

■ Virginia is one of only five FBS teams that rank in the top 30 nationally in total offense (27th), rushing defense (25th) and turnovers gained (19th). (*Stats Perform*)

■ Virginia has a +10 turnover margin this season, which is best in the ACC and tied for the fourth best in the FBS. The Cavaliers only have six turnovers on offense, the fewest in the ACC this season. (*Stats Perform*)

#15 Louisville (7-1, 4-1 ACC)

Quick Glance

- #13 in ESPN Strength of Record rankings.
- #14 Strength of Schedule (Sport Source Analytics)
- Only team with a win on the road at a Top-2 opponent.
- Quality wins over CFP contenders Miami and JMU.
- Quality loss in overtime to CFP contender Virginia.
- 4 blowout wins by 14 points or more on the year..
- Outscoring opponents 74-39 in the fourth quarter.

Extra, Extra!

■ Louisville is one of only 11 teams ranked in the top 30 in all of FBS in both passing (16th) and rushing (27th) defense.

■ Among Power 4 teams with one loss, Louisville is one of only two teams whose only defeat came against an AP Top 25 opponent (entering game) and was by three or fewer points. (*Stats Perform*)

■ Louisville's defense is allowing 3.73 yards per play on third down this season, the fewest in the ACC and third-fewest in the FBS. (*Stats Perform*)

#17 Georgia Tech (8-1, 5-1 ACC)

Quick Glance

- #16 in ESPN's Strength of rankings.
- 1 of only 10 teams with 8 or more wins on the season.
- 4 blowout wins of 14 points or more on the year.
- 3-0 in non-conference games on the season.
- 2-0 in close games decided by 4 points or fewer.
- 4 wins over teams above .500 on the season.
- 10-game winning streak at home (5th-longest streak).

Extra, Extra!

■ Georgia Tech's offense, led by Heisman candidate Haynes King, ranks in the top 10 nationally in yards per play (3rd), fewest sacks allowed (6th), completion percentage (6th), first downs made (6th), yards per rush (6th), red zone offense (7th) and total offense (10th).

■ Georgia Tech is averaging 8.64 yards per play on first down this season, the most in the FBS. (*Stats Perform*)

■ Georgia Tech is only going 3-and-out 11.1 percent of the time this season, the 13th-lowest in the FBS. (*Stats Perform*)

#18 Miami (6-2, 2-2 ACC)

Quick Glance

- #3 Strength of Schedule (Sport Source Analytics).
- High-quality wins over CFP contenders ND and USF.
- 3 wins over AP Top-25 teams (1 of 4 teams in FBS).
- 6th in Team Strength Rating (Sport Source Analytics).
- 9th in Strength of Record (Sport Source Analytics).
- 7th overall in ESPN's Game Control Rankings.
- 12th overall in ESPN's Football Power Index Rankings.

Extra, Extra!

■ Miami's offense ranks in the top 10 nationally in completion percentage (4th), time of possession (5th), fewest TFLs allowed (7th) and fewest sacks allowed (7th).

■ Miami's defense is only allowing 1.29 points per drive this season, the fewest in the ACC and 11th fewest in the FBS. (*Stats Perform*)

■ Miami's defense ranks in the top 15 nationally in rushing defense (3rd), scoring defense (9th), third-down percentage (9th), total defense (12th), yards per play allowed (13th), points allowed per possession (13th) and fewest first downs allowed (14th).

#24 Pitt (7-2, 5-1 ACC)

Quick Glance

- 8th in ESPN's Remaining Strength of Schedule rankings.
- 12th in ESPN's Game Control Rankings.
- 5-game winning streak (11th-longest active streak).
- 6 blowout wins by 14 points or more on the year.
- 3-1 record on the road in true away games.
- 3 wins over teams above .500 on the season.
- High-quality loss to CFP contender Louisville.

Extra, Extra!

■ Pitt's has scored 57 points off takeaways this season, the most in the ACC and tied for the 18th-most in the FBS. (*Stats Perform*)

■ Pitt's defense is forcing 3-and-outs on 29.6 percent of defensive drives this season, the most in the ACC and 12th-most in the FBS. (*Stats Perform*)

■ Pitt is one of six FBS teams to have at least four conference wins by at least 15 points on the season. (*Stats Perform*)

SMU (6-3, 4-1 ACC)

Quick Glance

- #3 Strength of Schedule (Sport Source Analytics).
- High-quality wins over CFP contenders ND and USF.
- 3 wins over AP Top-25 teams (1 of 4 teams in FBS).
- 6th in Team Strength Rating (Sport Source Analytics).
- 9th in Strength of Record (Sport Source Analytics).
- 7th overall in ESPN's Game Control Rankings.
- 12th overall in ESPN's Football Power Index Rankings.

Extra, Extra!

■ SMU has forced 22 turnovers this season, the most in the FBS. The Mustangs are the only ACC team and one of 10 FBS teams to have a takeaway in every game this season. (*Stats Perform*)

■ SMU has five games with multiple interceptions on defense this year. (*Stats Perform*)

■ SMU has allowed opponents to score 64.7 percent of the time on red zone drives this season. That is the lowest in the ACC and the fourth-lowest in FBS. (*Stats Perform*)

Duke (5-3, 4-1 ACC)

Quick Glance

- #33 Strength of Schedule (Sport Source Analytics).
- 4-1 record in conference play on the season.
- 3-1 record on the road on the season.
- 1-0 in close games decided by 4 points or fewer.
- 3 blowout wins by 14 points or more on the year.

Extra, Extra!

■ Duke's offense ranks in the top 20 nationally in passing offense (4th), fourth-down conversion percentage (7th), team passing efficiency (11th), yards per play (13th), points per minute (14th), completion percentage (15th), points per possession (18th) and total offense (18th).

■ Duke has recorded 70 pass plays of +15 yards, tied for the most among all teams in FBS.

■ Quarterback Darian Mensah has been a menace for defenses this year, as he ranks in the top 10 in passing yards per game (2nd), completions per game (4th), passing yards (5th), passing touchdowns (6th), passing efficiency (7th) and total offense (9th).

GOING BOWLING

■ The ACC has six teams that have already clinched bowl eligibility with at least six wins this season.

■ Georgia Tech became the first ACC team to punch its bowl ticket, earning its sixth win with a 35-20 victory over Virginia Tech on Oct. 11 (Week 7).

■ Virginia followed a week later, clinching bowl eligibility after a 22-20 win over Washington State on Oct. 18 (Week 8).

■ Week 9 (Oct. 25) saw a flurry of teams reach the mark:
- Pitt rolled past NC State, 53-34, Miami dominated Stanford, 42-7, and Louisville handled Boston College, 38-24.

■ In Week 10 (Nov. 1), SMU became the sixth ACC team to qualify for postseason play, outlasting then-No. 10 Miami 26-20 in overtime on Homecoming Weekend.

■ Now, three more ACC programs are knocking on the door of bowl eligibility entering Week 11:

ACC Teams Chasing Bowl-Eligibility

Team	Record	Next Game
California	5-4	11/8 at #14 Louisville
Duke	5-3	11/8 at UConn
Wake Forest	5-3	11/8 at #12 Virginia

ACC AVAILABILITY REPORTING

■ The ACC announced on July 22, 2025, two new policies to enhance the safety and well-being of ACC student-athletes in the 2025-26 academic year.

(1) Institutional event security plans will limit access to the competition area in football and men's and women's basketball.

(2) the availability status of student-athletes will be reported before each conference game in football, baseball, men's and women's basketball.

■ Before each conference game, a team will disclose any student-athlete whose availability for the upcoming game is in question. A student-athlete can be listed on the Availability Report if their status is uncertain for any reason (e.g., injury or illness, academic or other eligibility issue, personal or family matter, etc.); however, only the status and not the specific reason will be publicly reported.

■ In football, a report will be submitted two days before each Conference game (e.g., Thursday before a Saturday game) with an update on the day before the game and on game day.

■ For each report submitted before game day, student-athletes will be designated as Available, Probable, Questionable, or Out for the upcoming game. Game Day Reports will be submitted two hours before each game. For this report, student-athletes will be designated as Available, Game Time Decision, or Out.

■ All availability reports and the full conference policy will be available to the public and media on the ACC's website – www.theACC.com.

(starts Week 3 with Conference play).

theacc.co/fbreporting

** This policy is intended to help protect student-athletes and staff members from outside entities seeking to obtain inside information about availability and participation, including but not limited to injuries. It will also reinforce to athletes and staff the sensitivity of such information.*

Statement from ACC Commissioner Jim Phillips, Ph.D., on the Future ACC Football Scheduling Model

"We have been incredibly intentional throughout our discussions on ACC Football, including the future of our conference schedule. Today, the Athletic Directors of the 17 football-playing institutions overwhelmingly supported a regular season schedule that includes nine conference games and a minimum of 10 games each year against Power 4 opponents. This positions the ACC as one of only two leagues committed to having every team annually play a minimum of 10 games against Power 4 teams. There will be additional discussions and more details to be determined, but today's decision showcases the commitment and leadership of our ADs in balancing what is best for strengthening the conference and their respective programs. As specified in the Conference constitution, the model will be presented to the Faculty Athletics Representatives for formal adoption."

September 22, 2025

STRONGEST NON-CONFERENCE SCHEDULE

■ ACC teams are scheduled to play 26 games against peer Power 4 conference opponents and Notre Dame in 2025, the most of any conference by at least eight games.

2025 Scheduled Non-Conference Regular Season Games Versus P4 Opponents and Notre Dame

Conference	Games Scheduled
ACC	26
SEC	18
Big 12	14
Big Ten	12

■ Through Week 10 of the season, ACC teams have played 19 non-conference games against fellow Power 4 opponents and Notre Dame.

Non-Conference Games Played Versus P4 Opponents and Notre Dame - Through Week 10

Conference	Games Played
ACC	19
Big 12	14
SEC	14
Big Ten	12

■ The ACC has seven games remaining against peer P4 conferences and Notre Dame this season, three more than the other three P4 conferences combined.

Non-Conference Games Remaining Versus Peer P4 Opponents and Notre Dame

Conference	Games
ACC	7
SEC	4
Big 12	0
Big Ten	0

■ According to *Sport Source Analytics*, the ACC has the strongest non-conference strength of schedule among the Power 4 conferences this season.

P4 Non-Conference Opponents Record Thru Week 10

Conference	Non-Conf. Opp. Record	Win Pct.
ACC	204-221	.480
Big Ten	175-236	.426
SEC	160-229	.411
Big 12	140-127	.404

SSA RECORD OF STRENGTH RANKINGS

■ The ACC has four teams that rank in the top 20 of the Record Strength Rankings by *Sport Source Analytics*.

Sport Source Analytics - Record Strength Rankings*

Team	Ranking
Georgia Tech	8.0
Louisville	9.0
Miami	12.0
Virginia	17.0

*Record Strength quantifies the quality of a team's record by assessing each win and loss based on opponent strength.

ESPN'S STRENGTH OF RECORD

■ The ACC has four ACC teams that rank in the top 20 of ESPN's Strength of Record rankings.

ESPN's - Strength of Record Rankings

Team	SOR Ranking
Louisville	13th
Georgia Tech	16th
Virginia	17th
Miami	18th

CLOSE FINISHES HIGHLIGHT ACC PLAY

■ ACC league play continues to not disappoint as the season heads into Week 11, as six teams have one loss or fewer in conference play.

■ 18 conference games so far this season have been decided by one score (8 points or fewer).

ACC League Games Decided by One Score

Date	Matchup	Result
9/11/25	#12 Clemson at Georgia Tech	GT, 24-21
9/26/25	#8 Florida State at Virginia	UVA, 46-38 (2ot)
9/27/25	Louisville at Pitt	UL, 34-27
9/27/25	#16 Georgia Tech at Wake Forest	GT, 30-29 (ot)
9/27/25	California at Boston College	CAL, 28-24
9/27/25	Virginia Tech at NC State	VT, 23-21
10/4/25	Wake Forest at Virginia Tech	WF, 30-23
10/4/25	#24 Virginia at Louisville	UVA, 30-27 (ot)
10/4/25	#3 Miami at #18 Florida State	UM, 28-22
10/11/25	Pitt at #25 Florida State	PITT, 34-31
10/17/25	Louisville at #2 Miami	UL, 24-21
10/17/25	North Carolina at California	CAL, 21-18
10/18/25	Florida State at Stanford	STAN, 20-13
10/24/25	California at Virginia Tech	VT, 42-34 (2ot)
10/25/25	SMU at Wake Forest	WF, 13-12
10/25/25	#16 Virginia at North Carolina	UVA, 17-16 (ot)
11/1/25	#10 Miami at SMU	SMU, 26-20 (ot)
11/1/25	Duke at Clemson	DU, 46-45

Most Conference Games Decided by One Score

Conference	One-Score Games	Total Games	Pct.
SEC	26	43	.605
MAC	12	29	.414
ACC	18	44	.409
Mountain West	10	27	.370
Big 12	17	46	.370
Big Ten	18	49	.367
Sun Belt	11	32	.344
CUSA	7	22	.318
American	10	33	.303

■ The average margin of victory in conference games this season in the ACC is 13.4. That is the second-smallest margin among all FBS conferences. (*Stats Perform*)

■ The ACC has had six conference games this season that have gone to overtime, the most among all FBS conferences. That is the most for the ACC in any season all-time and the most by any FBS conference in a single campaign since the Big Ten in 2016 (also six). (*Stats Perform*)

HISTORICALLY ACC GAMES COME DOWN TO THE WIRE

■ From 2021-24, 107 of 236 ACC conference games (45.3%) were decided by eight points or fewer.

■ In 2024 alone, 34 of 68 league games (50%) were one-possession outcomes.

■ So far this season, 18 of 44 ACC games have been decided by one score or less (8 points or fewer).

Close Games in ACC Play Since 2021

Year	One-Score Games	ACC Games	Pct.
2021	25	56	44.6
2022	24	56	42.9
2023	24	56	42.9
2024	34	68	50.0
2025*	18	44	40.9

* does not include the non-conference game between Virginia and NC State on September 6.

SIX CONFERENCE MATCHUPS SET FOR WEEK 11

■ The ACC competition continues in Week 11, as 13 teams will play over six league games and one non-conference contest on Saturday, November 8.

Week 11 Conference Matchups

Date	Matchup	Time (ET) TV
11/8/25	SMU at Boston College	Noon ACCN
11/8/25	Syracuse at #18 Miami	3:30 p.m. ESPN
11/8/25	Stanford at North Carolina	4:30 p.m. The CW
11/8/25	Wake Forest at #12 Virginia	7 p.m. ESPN
11/8/25	California at Louisville	7 p.m. ESPN2
11/8/25	Florida State at Clemson	7 p.m. ACCN

■ Entering Week 11 of the season, the ACC has six different teams that are 4-1 or better in conference play this season, tied for the most among all FBS conferences. (*Stats Perform*)

ROAD WARRIORS: ACC TEAMS EXCEL AWAY FROM HOME

■ Through the first 10 weeks, ACC road teams have posted a 24-20 record in conference contests.

■ The momentum began in Week 5, when visiting teams won five of six matchups, and carried into Week 6 with road squads taking five of seven games.

■ The trend continued in Week 8, as road teams claimed four of six league contests.

■ Most recently, in Week 10, five of the eight conference matchups were also won by visiting teams.

ACC FOOTBALL FRIDAYS

■ ACC Football is set to dominate Fridays this fall, with a league-record 12 games scheduled for Fridays in 2025.

■ 12 of the ACC's 17 football programs will participate in at least one primetime Friday night game.

2025 Scheduled Friday Games with ACC Teams

Date	Matchup	Time (ET) TV
8/29/25	Kennesaw State at Wake Forest	WF, 10-9
8/29/25	Georgia Tech at Colorado	GT, 27-20
9/5/25	James Madison at Louisville	UL, 28-14
9/12/25	Colgate at Syracuse	SU, 66-24
9/26/25	#8 Florida State at Virginia	UVA, 46-38 (2ot)
10/17/25	Louisville at #2 Miami	UL, 24-21
10/17/25	North Carolina at California	CAL, 21-18
10/24/25	California at Virginia Tech	VT, 42-34 (2ot)
10/31/25	North Carolina at Syracuse	UNC, 27-10
11/14/25	Clemson at Louisville	7:30 p.m. ESPN
11/21/25	Florida State at NC State	8 p.m. ESPN
11/28/25	Georgia at Georgia Tech	3:30 p.m. ABC

ACC IS THE CONFERENCE OF QUARTERBACKS

■ The ACC has 13 different quarterbacks that have thrown 10 or more touchdown passes thus far this season, tied for the most among all FBS conferences.

ACC QBs With 11 Touchdown Passes or More in 2025

NCAA	Quarterback (School)	TDs
T-6th	Darian Mensah (Duke)	21
T-14th	CJ Bailey (NC State)	19
T-19th	Kevin Jennings (SMU)	18
T-32nd	Kyron Drones (Virginia Tech)	15
T-40th	Carson Beck (Miami)	14
T-45th	Cade Klubnik (Clemson)	13
T-52nd	Mason Heintschel (Pitt)	12
T-52nd	Chandler Morris (Virginia)	12
T-53rd	Jaron-Keawe Sagapolutele (California)	11
T-54rd	Miller Moss (Louisville)	11
T-53rd	Eli Holstein (Pitt)	11
T-73rd	Tommy Castellanos (Florida State)	10
T-73rd	Steve Angeli (Syracuse)	10

■ The ACC has had 18 different quarterbacks this season who have thrown for 3+ passing touchdowns in a game, the most by any FBS conference.

ACC QBs With 3+ Touchdown Passes in a Game

Quarterback (School)	Games with 3+ TDs
Darian Mensah (Duke)	4
CJ Bailey (NC State)	3
Mason Heintschel (Pitt)	3
Kevin Jennings (SMU)	3
Dylan Loneran (Boston College)	2
Jaron-Keawe Sagapolutele (California)	2
Cade Klubnik (Clemson)	2
Tommy Castellanos (Florida State)	2
Carson Beck (Miami)	2
Eli Holstein (Pitt)	2
Kyron Drones (Virginia Tech)	2
Grayson James (Boston College)	1
Christopher Vizzina (Clemson)	1
Haynes King (Georgia Tech)	1
Miller Moss (Louisville)	1
Steve Angeli (Syracuse)	1
Chandler Morris (Virginia)	1
Deshawn Purdie (Wake Forest)	1

Most QBs by Conference With 3+ TD Passes in a Game

Conference	Number of QBs with 3+ TDs
ACC	18
SEC	16
Big Ten	14
Big 12	12
Sun Belt	12
Mountain West	10
American	10
CUSA	9
MAC	7
FBS	2
Pac-12	2

■ Quarterbacks in the ACC have recorded a total of 33 300-yard passing games this season, the most of all FBS conferences.

300-Yard Passing Games by FBS Conferences

Conference	Games
ACC	33
SEC	27
Big 12	26
Big Ten	24
Mountain West	19
American	18
Sun Belt	9
CUSA	8
FBS Independents	6
MAC	5
Pac-12	2

■ The ACC has 16 different quarterbacks who have recorded at least one 300+ yard passing game this season, the most of all FBS conferences.

QBs by FBS Conference With 300-Yard Passing Games

Conference	No. of QBs
ACC	16
SEC	14
Big 12	13
Big Ten	11
American	10
Mountain West	8
Sun Belt	8
CUSA	8
MAC	3
FBS Independents	2
Pac-12	1

ACC QBs With 300-Yard Passing Games in 2025

Quarterback (School)	Games
Darian Mensah (Duke)	5
CJ Bailey (NC State)	4
Mason Heintschel (Pitt)	4
Miller Moss (Louisville)	3
Dylan Loneran (Boston College)	2
Cade Klubnik (Clemson)	2
Haynes King (Georgia Tech)	2
Eli Holstein (Pitt)	2
Steve Angeli (Syracuse)	2
Christian Vizzina (Clemson)	1
Aaron Philo (Georgia Tech)	1
Carson Beck (Miami)	1
Kevin Jennings (SMU)	1
Ben Gulbranson (Stanford)	1
Chandler Morris (Virginia)	1
Kyron Drones (Virginia Tech)	1

■ In Week 9, the ACC had five different quarterbacks throw at least three passing touchdowns, the most among all FBS conferences. •

■ ACC quarterbacks have also recorded a total of 4 400-yard passing games this season – tied for the most of all FBS conferences.

■ The ACC has eight quarterbacks that rank among the top 30 in the NCAA in completions per game on the season, the most of all FBS conferences.

ACC QBs Among the NCAA Leaders in Comp. Per Game

Rank	Quarterback (School)	Avq.
4th	Darian Mensah (Duke)	25.25
10th	Kevin Jennings (SMU)	23.33
14th	Cade Klubnik (Clemson)	22.86
16th	CJ Bailey (NC State)	22.56
t-17th	Miller Moss (Louisville)	22.13
22nd	Carson Beck (Miami)	21.75
24th	Jaron-Keawe Sagapolutele (California)	21.56
t-27th	Chandler Morris (Virginia)	21.00

■ The ACC also has eight quarterbacks that rank among the nation's passing leaders this season with an average of 236.0 or more passing yards per game - the most of any conference.

ACC QBs Among the NCAA Passing Leaders

NCAA	Quarterback (School)	Passing YPG
2nd	Darian Mensah (Duke)	321.5
12th	Kevin Jennings (SMU)	276.0
14th	Cade Klubnik (Clemson)	273.6
17th	CJ Bailey (NC State)	267.9
33rd	Jaron-Keawe Sagapolutele (California)	243.9
35th	Carson Beck (Miami)	243.4
36th	Miller Moss (Louisville)	241.1
t-39th	Haynes King (Georgia Tech)	236.0

■ The ACC has eight quarterbacks that rank among the top 40 in the NCAA in completion percentage on the season, the most of all FBS conferences.

ACC QBs Among the NCAA Leaders in Comp. Pct.

Rank	Quarterback (School)	Pct.
3rd	Carson Beck (Miami)	.725
6th	Haynes King (Georgia Tech)	.721
8th	CJ Bailey (NC State)	.707
13th	Darian Mensah (Duke)	.697
29th	Cade Klubnik (Clemson)	.692
31st	Chandler Morris (Virginia)	.670
34th	Dylan Loneran (Boston College)	.668
38th	Kevin Jennings (SMU)	.662

■ The ACC has four quarterbacks that rank among the top 20 in the NCAA in total passing yards this season, tied for the most among all conferences.

ACC QBs Among the NCAA Leaders in Passing Yards

Rank	Quarterback (School)	Yards
5th	Darian Mensah (Duke)	2,572
7th	Kevin Jennings (SMU)	2,484
9th	CJ Bailey (NC State)	2,411
17th	Jaron-Keawe Sagapolutele (California)	2,195

■ The ACC also has five quarterbacks that rank among the top 30 in ESPN's Total QBR.

ACC QBs Among ESPN's Total QBR Leaders

Rank	Quarterback (School)	QBR
8th	Haynes King (Georgia Tech)	83.8
13th	CJ Bailey (NC State)	81.3
17th	Carson Beck (Miami)	80.0
19th	Darian Mensah (Duke)	77.7
27th	Tommy Castellanos (Florida State)	73.3

■ The ACC has six quarterbacks that rank among the top 30 in the NCAA in total offensive yards per game, tied for the most among all FBS conferences.

ACC QBs Among the NCAA Leaders in Total Offense

Rank	Quarterback (School)	YPG
3rd	Haynes King (Georgia Tech)	330.0
9th	Darian Mensah (Duke)	313.1
19th	Cade Klubnik (Clemson)	290.1
23rd	CJ Bailey (NC State)	283.1
27th	Kevin Jennings (SMU)	278.7
29th	Tommy Castellanos (Florida State)	275.8

NCAA LEADERS FROM THE QB SPOT

■ Florida State QB Tommy Castellanos leads all of FBS in passing yards per completion with an average of 16.77.

■ Georgia Tech QB Haynes King enters Week 11 ranked first among all players in FBS with 14 rushing touchdowns.

ACC QBs RECOGNIZED NATIONALLY

■ Five standout ACC signal-callers have been named to the Davey O'Brien QB Class of 2025. All are now officially in contention for the 2025 Davey O'Brien National Quarterback Award, presented annually to the nation's best college quarterback.

Quarterback	School
Carson Beck	Miami
Haynes King	Georgia Tech
Darian Mensah	Duke
Chandler Morris	Virginia
Miller Moss	Louisville

■ Four ACC quarterbacks — the most from any conference — have earned spots on the 2025 Johnny Unitas Golden Arm Award Top 10.

Quarterback	School
Carson Beck	Miami
Haynes King	Georgia Tech
Darian Mensah	Duke
Miller Moss	Louisville

CONFERENCE OF QB STANDOUTS

■ The ACC had three different players on October 4 with at least four passing touchdowns and an 80.0 completion percentage. The only other time in the last 30 seasons that an FBS conference had three such players accomplish that feat on a single day was the SEC on November 13, 2021 (Emory Jones, Will Rogers, Bryce Young). (*Stats Perform*)

■ Miami's Carson Beck (transfer, 2025) is 6-2 with the Hurricanes and owns a career 30-5 (.857) record as a starting FBS QB — the best among active players (min. 5 starts). (*Stats Perform*)

■ Cal true freshman Jaron-Keawe Sagapolutele has thrown for 2,195 yards through the first nine games of his collegiate career, the most of all true freshman quarterbacks nationally this season.

■ Jaron-Keawe Sagapolutele is the only Power Conference true freshman quarterback with 200+ passing yards in each of his first nine career games since 2000.

■ Georgia Tech's Haynes King continues to find the end zone with his legs, as he has now scored a rushing touchdown in 12 consecutive regular-season games. That is the most by an ACC quarterback since 1996. (*Stats Perform*)

ACC QBs, Most Consecutive Games with a Rush TD (Regular-Season Games - Since 1996)

Quarterback (School)	Year(s)	Games
Haynes King (Georgia Tech)	2024-25	12
Joshua Nesbitt (Georgia Tech)	2009-10	11
Lamar Jackson (Louisville)	2015-16	9
Lamar Jackson (Louisville)	2017	8
3 others tied		7

FBS QBs, Most Consecutive Games with a Rush TD (Regular-Season Games - Since 1996)

Quarterback (School)	Year(s)	Games
D'Eriq King (Houston-Miami)	2017-20	20
Corby Jones (Missouri)	1997-98	14
Keenan Reynolds (Navy)	2013-14	13
Haynes King (Georgia Tech)	2024-25	12
Will Worth (Navy)	2014-16	12
Ricky Dobbs (Navy)	2008-09	12
Tim Tebow (Florida)	2007	12
John Mateer (WSU-Oklahoma)	2024-25	11
Collin Klein (Kansas State)	2012	11
Collin Klein (Kansas State)	2011	11
Joshua Nesbitt (Georgia Tech)	2009-10	11
Eric Couch (Nebraska)	1999-2000	11

■ GT's Haynes King is the only FBS player in the last 30 years to have at least 1,800 passing yards, 750 rushing yards and two or fewer interceptions through nine team games of a season. (*Stats Perform*)

■ Pitt's Mason Heintschel joined an elite group of quarterbacks in Week 6 versus Boston College (Oct. 4), as he became just the fourth power conference quarterback in the last 15 years to make their first career start as a true freshman and record 300+ passing yards and 4+ passing touchdowns. (*Stats Perform*)

FBS, Power Conference True Freshmen QB (Since 2011) (300+ Pass Yards & 4+ Pass TD in 1st career start)

Date	Player (School)	YDs	TDs
8/30/2013	Baker Mayfield (Texas Tech)	413	4
9/27/2014	Deshaun Watson (Clemson)	435	6
10/29/2022	Conner Weigman (Texas A&M)	338	4
10/04/2025	Mason Heintschel (Pitt)	323	4

■ In Virginia's win over then-No. 8 Florida State (September 26) in Week 5, quarterback Chandler Morris became just the third quarterback since 1995 with two passing TDs, three rushing TDs and at least a 74% completion percentage against a ranked team. (*Stats Perform*)

■ In Week 5, Stanford's Ben Gulbranson's 444 passing yards versus San Jose State (September 27) were the most by an FBS quarterback in a victory by exactly one point since Virginia's Brennan Armstrong threw for 487 yards in a one-point win over Louisville in October 2021. (*Stats Perform*)

■ In Week 4, Virginia Tech's Kyron Drones had 27 completions, an 84.4% completion percentage, two passing touchdowns and two rushing touchdowns. Over the last seven seasons, the only other FBS player to hit all those marks in a single game was LSU's Jayden Daniels on September 16, 2023. (*Stats Perform*)

■ NC State's CJ Bailey was the first Wolfpack player since Philip Rivers (2002) with at least 5 passing TDs and 3 rushing TDs through the first three games of a season. (*Stats Perform*)

■ Pitt's Eli Holstein became just the second FBS QB in the past 30 years (joining 2021 Heisman winner Bryce Young) with 3+ TD passes in each of his first six non-conference starts. (*Stats Perform*)

■ SMU's Kevin Jennings threw two 75+ yard TD passes in Week 2 vs. Baylor, becoming only the eighth ACC QB since 2000 with multiple 75+ yard TDs in a game. (*Stats Perform*)

■ Duke's Darian Mensah (389 yards, 3 TDs vs. Elon, Aug. 29) is one of only five ACC QBs since 2000 with 350+ yards and 3+ TDs in his debut, joining Cam Ward (Miami, 2024), Kyle McCord (Syracuse, 2024), Jameis Winston (FSU, 2013) and Philip Rivers (NC State, 2000). (*Stats Perform*)

■ In Week 1, Georgia Tech's Haynes King (Week 1 at Colorado) became just the second FBS player since 2000 with 140+ passing, 140+ rushing and 3+ rushing TDs in a season opener, joining Jalen Hurts (Oklahoma, 2019). (*Stats Perform*)

CONFERENCE OF QBs PRESEASON LOVE

■ The ACC had 13 quarterbacks named to the 2025 Johnny Unitas Golden Arm Award Watch List — no other conference had more.

■ The ACC also had seven quarterbacks named to the 2025 Davey O'Brien National Quarterback Award Watch List.

■ Five ACC quarterbacks were ranked in ESPN's Top 15 QBs in College Football in 2025 — Cade Klubnik of Clemson, Carson Beck of Miami, Haynes King of Georgia Tech, Kevin Jennings of SMU and Darian Mensah of Duke.

■ The ACC features nine of the top 30 quarterback transfers heading into the 2025 season and has seen a strong influx of talent at the position.

CONFERENCE OF QUARTERBACKS - NFL EDITION

■ Former ACC QBs are well-represented among NFL rosters in 2025, as the league has 24 quarterbacks from an ACC school on 19 different teams. (as of Oct. 27)

Jacoby Brissett, Arizona Cardinals (NC State)
Lamar Jackson, Baltimore Ravens (Louisville)
Mitchell Trubisky, Buffalo Bills (North Carolina)
Shane Buechele, Buffalo Bills (SMU)*
Deshaun Watson, Cleveland Browns (Clemson) (PUP)
Jared Goff, Detroit Lions (California)
Davis Mills, Houston Texans (Stanford)
Daniel Jones, Indianapolis Colts (Duke)
Riley Leonard, Indianapolis Colts (Duke)*
Trevor Lawrence, Jacksonville Jaguars (Clemson)
Kenny Pickett, Las Vegas Raiders (Pitt)
Drake Maye, New England Patriots (North Carolina)
Tyler Shough, New Orleans Saints (Louisville)
Russell Wilson, New York Giants (NC State)*
Jameis Winston, New York Giants (Florida State)
Tyrod Taylor, New York Jets (Virginia Tech)
Sam Howell, Philadelphia Eagles (North Carolina)
Kyle McCord, Philadelphia Eagles (Syracuse)*
Tanner McKee, Philadelphia Eagles (Stanford)
Aaron Rodgers, Pittsburgh Steelers (California)
DJ Uiagalelei, Los Angeles Chargers (Florida State)*
Cam Ward, Tennessee Titans (Miami)
Teddy Bridgewater, Tampa Bay Buccaneers (Louisville)
Sam Hartman, Washington Commanders (Wake Forest)**

* finished career in a school outside of the ACC

^ practice squad

LEADING THE WAY IN THE NCAA

■ Florida State QB Tommy Castellanos leads all of FBS in passing yards per completion with an average of 16.77.

■ Georgia Tech QB Haynes King enters Week 11 ranked first among all players in FBS with 14 rushing touchdowns for the season.

■ Louisville RB Isaac Brown leads all of FBS in rushing yards per carry with an average of 8.59 yards per rush this season.

■ California DB Hezekiah Masses leads all of FBS in passes defended per game with an average of 1.56 and total passes defended with 14 (4 INTs and 10 PBU).

■ SMU S Ahmaad Moses is tied for first in all of FBS in interceptions with five on the season.

ACC IS LOADED WITH PREMINENT PLAYERS

■ ACC players have totaled 45 individual 100-yard rushing games this season.

■ Louisville RB Isaac Brown is one of only 10 players in all of FBS to rush for 200+ yards in a game this season (205 yards, 14 carries, 1 TD versus Boston College (Oct. 25)).

■ NC State's Hollywood Smothers ranks fifth in the top 12 nationally in yards per carry (5th; 6.88), rushing yards per game (9th; 103.1) and rushing yards (11th; 825), all of which lead the ACC.

■ 24 different ACC players have rushed for 100+ yards in at least one game this season.

ACC Players With 100-Yard Rushing Games in 2025

Player (School)	Games
Isaac Brown (Louisville)	5
Haynes King (Georgia Tech)	5
Hollywood Smothers (NC State)	4
Mark Fletcher Jr. (Miami)	3
Demond Claiborne (Wake Forest)	3
Kendrick Raphael (California)	2
Adam Randall (Clemson)	2
Malachi Hosley (Georgia Tech)	2
Demon June (North Carolina)	2
Micah Ford (Stanford)	2
J'Mari Taylor (Virginia)	2
Jordan McDonald (Boston College)	1
Turbo Richard (Boston College)	1
Nate Sheppard (Duke)	1
Jamal Haynes (Georgia Tech)	1
Jayden "Duke" Scott (NC State)	1
Ja'Kyrian Turner (Pitt)	1
TJ Harden (SMU)	1
Cole Tabb (Stanford)	1
Noah Vaughn (Virginia)	1
Harrison Waylee (Virginia)	1
Kyron Drones (Virginia Tech)	1
Marcellous Hawkins (Virginia Tech)	1
Terion Stewart (Virginia Tech)	1

■ The ACC has four players who rank in the top 25 in the NCAA in yards per carry, led by Louisville's Isaac Brown at 8.59 yards per rush. The four players are tied for the most of all FBS conferences.

ACC Players in Top 25 in NCAA in Yards Per Carry

NCAA	Player (School)	Avg.
1st	Isaac Brown (Louisville)	8.59
5th	Hollywood Smothers (NC State)	6.88
11th	Nate Sheppard (Duke)	6.63
24th	Demond Claiborne (Wake Forest)	6.03

■ The ACC has seven players who have rushed for eight or more touchdowns on the season.

ACC Players in the NCAA in Rushing TDs

NCAA	Player (School)	TDs
1st	Haynes King (Georgia Tech)	14
T-5th	J'Mari Taylor (Virginia)	11
T-13th	Kendrick Raphael (California)	10
T-21st	Mark Fletcher Jr. (Miami)	9
T-32nd	Demond Claiborne (Wake Forest)	8
T-32nd	Kyron Drones (Virginia Tech)	8
T-32nd	Gavin Sawchuck (Florida State)	8

■ ACC players have totaled 54 individual 100-yard receiving games this season, the most of all FBS conferences.

■ 34 different ACC players have posted at least one 100-yard receiving game on the season.

ACC Players With 100-Yard Receiving Games in 2025

Player (School)	Games
CJ Williams (Stanford)	4
Bryant Wesco Jr. (Clemson)	3
Cooper Barkate (Duke)	3
Duce Robinson (Florida State)	3
Micahi Danzy (Florida State)	3
Chris Bell (Louisville)	3
T.J. Moore (Clemson)	2
Malachi Toney (Miami)	2
Cataurus Hicks (Pitt)	2
Kenny Johnson (Pitt)	2
Romello Brinson (SMU)	2
Jordan Hudson (SMU)	2
Chris Barnes (Wake Forest)	2
Lewis Bond (Boston College)	1
Reed Harris (Boston College)	1
Jacob De Jesus (California)	1
Antonio Williams (Clemson)	1
Que'Sean Brown (Duke)	1
Jordan Allen (Georgia Tech)	1
Kobe Paysour (North Carolina)	1
Terrell Anderson (NC State)	1
Wesley Grimes (NC State)	1
Justin Joly (NC State)	1
Desmond Reid (Pitt)	1
Raphael Williams Jr. (Pitt)	1
Bryce Farrell (Stanford)	1
Caden High (Stanford)	1
Sam Roush (Stanford)	1
Johnstay Cook II (Syracuse)	1
Darrell Gill Jr. (Syracuse)	1
Dan Villari (Syracuse)	1
Jahmal Edrine (Virginia)	1
Trell Harris (Virginia)	1
Cam Ross (Virginia)	1

■ The ACC has five players who rank in the top 30 in the NCAA in receiving yards per game.

ACC Players in Top 35 in NCAA in Receiving YPG

NCAA	Player (School)	YPG
5th	Cooper Barkate (Duke)	96.8
7th	Chris Bell (Louisville)	92.9
T-16th	Duce Robinson (Florida State)	86.1
23rd	Malachi Toney (Miami)	79.0
29th	Bryant Wesco Jr. (Clemson)	76.7

■ The ACC has five players who rank in the top 35 in the NCAA in total receiving yards on the year.

ACC Players in Top 35 in NCAA in Receiving Yards

NCAA	Player (School)	Yards
7th	Cooper Barkate (Duke)	774
8th	Chris Bell (Louisville)	743
18th	Duce Robinson (Florida State)	689
28th	Lewis Bond (Boston College)	639
32nd	Malachi Toney (Miami)	632

■ The ACC has four players who rank in the top 15 in the NCAA in receptions per game, the most of any conference.

ACC Players in Top 20 in NCAA in Receptions Per Game

NCAA	Player (School)	Rec. Per Game
6th	Lewis Bond (Boston College)	7.11
7th	Chris Bell (Louisville)	7.00
T-9th	Malachi Toney (Miami)	6.50
13th	Jacob De Jesus (California)	6.33

■ The ACC has nine players with five or more receiving touchdowns on the season.

ACC Players in the NCAA in Receiving TDs

NCAA	Player (School)	TDs
T-20th	Chris Bell (Louisville)	6
T-20th	CJ Daniels (Miami)	6
T-20th	Bryant Wesco Jr. (Clemson)	6
T-20th	Raphael Williams Jr. (Pitt)	6
T-41st	Cooper Barkate (Duke)	5
T-41st	Sahmir Hagans (Duke)	5
T-41st	Justin Joly (NC State)	5
T-41st	Darrell Gill Jr. (Syracuse)	5
T-41st	Justus Ross-Simmons (Syracuse)	5

■ The ACC has four players who rank in the top 25 in the NCAA in yards per reception.

ACC Players in Top 25 in NCAA in Yards Per Reception

NCAA	Player (School)	AVG
2nd	Micahi Danzy (Florida State)	23.95
5th	Duce Robinson (Florida State)	20.26
18th	Terrell Andersen (NC State)	18.82
21st	Cataurus Hicks (Pitt)	18.58

■ The ACC has four players who rank in the top 20 in the NCAA in points per game.

ACC Players in Top 20 in NCAA in Points Per Game

NCAA	Player (School)	PPG
2nd	Trey Butkowski (Pitt)	10.8
T-3rd	Haynes King (Georgia Tech)	10.5
6th	Aidan Birr (Georgia Tech)	10.2
T-19th	Will Bettridge (Virginia)	8.7

■ The ACC has three players ranked in the top 20 of the NCAA in tackles-for-loss per game this season.

ACC Players in Top 20 in NCAA in TFL Per Game

NCAA	Player (School)	TFL PG
10th	Vincent Anthony Jr. (Duke)	1.38
T-11th	Isaiah Smith (SMU)	1.33
T-14th	Langston Hardy (Wake Forest)	1.31

■ The ACC has five players ranked in the top 45 in the NCAA in tackles per game.

ACC Players in Top 35 in NCAA in Tackles Per Game

NCAA	Player (School)	TPG
7th	Caden Fordham (NC State)	10.2
T-18th	Cade Uluave (California)	9.0
T-39th	Nick Andersen (Wake Forest)	8.5
T-43rd	Isaiah Nwokobia (SMU)	8.3
T-43rd	Matt Rose (Stanford)	8.3

■ The ACC has eight players who have picked off three passes or more this season, led by SMU's Ahmaad Moses with an NCAA-leading five interceptions on the year.

ACC Players in the NCAA in Interceptions

NCAA	Player (School)	INTs
T-1st	Ahmaad Moses (SMU)	5
T-6th	Hezekiah Masses (California)	4
T-6th	Earl Little Jr. (Florida State)	4
T-15th	Ja'son Prevard (Virginia)	3
T-15th	Davien Kerr (Syracuse)	3
T-15th	Ricardo Jones (Clemson)	3
T-15th	Antonio Watts (Louisville)	3
T-15th	Bryce Fitzgerald (Miami)	3

■ The ACC has six players who have recovered two fumbles this year.

ACC Players in the NCAA in Fumble Recoveries

NCAA	Player (School)	Fum Rec
T-4th	Kyle Louis (Pitt)	2
T-4th	Jayden Loving (Wake Forest)	2
T-4th	David Reese (Syracuse)	2
T-4th	Link Rhodes (SMU)	2
T-4th	Keionte Scott (Miami)	2
T-4th	Chase Smith (Miami)	2

■ The ACC has four players who rank in the top 30 of the NCAA in all-purpose yards per game.

ACC Players in Top 30 in NCAA in All-Purpose YPG

NCAA	Player (School)	AP YPG
5th	Caullin Lacy (Louisville)	133.38
12th	Hollywood Smothers (NC State)	124.38
25th	Jacob De Jesus (California)	113.11
27th	Adam Randall (Clemson)	112.00

■ The ACC has five players who rank in the top 30 in the NCAA in average yards per punt return.

ACC Players in Top 30 in NCAA in Punt Return Avg.

NCAA	Player (School)	AVG
3rd	Caullin Lacy (Louisville)	23.4
10th	Kenny Johnson (Pitt)	13.6
19th	Jacob De Jesus (California)	10.7
20th	Cam Ross (Virginia)	10.1
26th	Yamir Knight (SMU)	9.5

■ The ACC has four players who rank in the top 30 in the NCAA in punt average.

ACC Players in Top 30 in NCAA in Punt Average

NCAA	Player (School)	AVG
9th	Jack Stonehouse (Syracuse)	47.3
25th	Cade Noonkester (NC State)	44.9
26th	Nick Veltsistas (Virginia Tech)	44.8
27th	Caleb Junko (Pitt)	44.8

■ The ACC has five placekickers who have made 12 or more field goals this season.

ACC Players with 12 or More Made Field Goals

NCAA	Player (School)	FGM
T-2nd	Trey Butkowski (Pitt)	19
T-2nd	Aidan Birr (Georgia Tech)	19
T-15th	John Love (Virginia Tech)	14
T-26th	Will Bettridge (Virginia)	13
T-30th	Emmet Kenney (Stanford)	12

ACC POWERHOUSE OFFENSES

■ This season, ACC teams have combined for 323 offensive "big plays" that have gone for at least 30 yards, the most of any FBS conference.

■ Through Week 10, the ACC has five teams that rank in the top 30 in the NCAA in total offense, led by Florida State, which leads the nation with 510.5 offensive yards per game on the season.

ACC Teams in Top 30 in NCAA in Total Offense

NCAA	Team	Total YPG
1st	Florida State	510.5
10th	Georgia Tech	482.1
18th	Duke	460.3
27th	Virginia	439.0
29th	NC State	438.6

■ The ACC has eight teams ranked in the top 35 in Sport Source Analytics Team Offensive Rating Rankings.

ACC Teams in SSA Team Offensive Rating Rankings

Rank	Team	Rating Score
3rd	Florida State	86.50
19th	Virginia	72.21
21st	Duke	69.60
22nd	Georgia Tech	69.25
24th	Miami	67.19
32nd	NC State	60.10
33rd	Pitt	60.04
35th	Louisville	59.13

ACC TEAMS AIRING IT OUT

■ ACC teams have combined to record 538 pass plays of 20 yards or more this season, the most of any conference.

Most Pass Plays of 20+ Yards by Conference

Conference	Plays
ACC	538
SEC	466
Big Ten	463
Big 12	459
American	354
Sun Belt	334
Mountain West	317
CUSA	306
MAC	260
FBS Independents	73
Pac-12	49

■ Duke is tied for first in the nation with a total of 70 pass plays of 15+ yards this season. Pitt is tied for fifth overall with 67 pass plays of 15 yards or more on the year, while NC State is 10th with 60.

Most Pass Plays of 15+ Yards by Team in 2025

Rank	Team	Plays
1st	Duke	70
	North Texas	70
	Tennessee	70
4th	Baylor	69
5th	Pitt	67
	Arkansas	67
7th	Western Kentucky	63
8th	Alabama	62
	UConn	62
10th	NC State	60

■ This season, the ACC features 13 teams that rank in the top 45 in the NCAA in passing offense - the most among all conferences.

ACC Teams in Top 45 in NCAA in Passing Offense

NCAA	Team	Passing YPG
4th	Duke	324.3
8th	Pitt	302.6
12th	Clemson	296.9
22nd	NC State	277.8
23rd	SMU	277.0
27th	Florida State	269.3
28th	Boston College	268.9
31st	Georgia Tech	261.1
34th	Miami	258.9
35th	Syracuse	258.1
T-37th	California	253.9
43rd	Virginia	252.3
44th	Louisville	252.0

ACC TEAMS CAN RUN IT TOO

■ There have been 51 touchdown runs of at least 25 yards this season in the ACC, the most of any FBS conference in 2025. (*Stats Perform*)

Most TD Runs of 25+ Yards by Conference

Conference	TDs
ACC	51
American	49
Big 12	44
Big Ten	43
SEC	34
MAC	33
Sun Belt	31
Mountain West	28
CUSA	18
FBS Independents	9
Pac-12	4

■ This season, six different ACC players have had a game with 150+ rushing yards on 15 or fewer rushes. There were four such performances by ACC players from 2022 to 2024 combined. (*Stats Perform*)

Date	Player (School)	Att.	Yards
9/6	Demond Claiborne (Wake Forest)	10	193
9/13	Harrison Waylee (Virginia)	10	151
9/27	Terion Stewart (Virginia Tech)	15	174
9/27	Turbo Richard (Boston College)	15	171
9/27	Nate Sheppard (Duke)	15	168
10/25	Isaac Brown (Louisville)	14	205

■ The ACC has three teams that rank in the top 10 in the NCAA in rushing touchdowns, all with 24 or more on the year.

ACC Teams in Top 10 in NCAA in Rushing TDs

NCAA	Team	Rushing TDs
T-4th	Florida State	27
T-6th	Georgia Tech	25
T-10th	Virginia	24

ACC OFFENSES SEEING RED

■ The ACC has three teams that have a red zone offense scoring percentage of over 90.0 percent this season and rank in the top 30 in the NCAA overall.

ACC Teams in Top 30 in NCAA in Red Zone Offense

NCAA	Team	Pct.
7th	Georgia Tech	.949
T-12th	NC State	.935
T-26th	Miami	.909

■ The ACC also has four teams that have a red zone defense scoring percentage of under 80 percent this season and rank in the top 30 in the NCAA overall.

ACC Teams in Top 30 in NCAA in Red Zone Defense

NCAA	Team	Pct.
T-4th	SMU	.647
9th	North Carolina	.704
24th	Stanford	.771
T-27th	Georgia Tech	.781

ACC RACKING UP THE POINTS

■ Through the first 10 weeks of the season, eight ACC teams are averaging 32.0 points or more per game.

ACC Teams Averaging 32.0+ Points Per Game

NCAA	Team	PPG
7th	Florida State	40.0
9th	Pitt	39.7
18th	Virginia	36.4
21st	Georgia Tech	36.0
25th	Duke	35.4
37th	Louisville	33.8
43rd	NC State	32.4
44th	Miami	32.3

■ Five ACC teams are ranked in the top 30 of FBS in average scoring margin this season.

Highest Average Scoring Margin in FBS

NCAA	Team	Margin
17th	Pitt	+13.6
20th	Miami	+13.0
T-23rd	Florida State	+11.6
26th	Virginia	+11.1
T-28th	Louisville	+10.0

■ In conference play this season, the ACC ranks second among all Power 4 conferences in most combined points per game at 54.5.

Most Combined PPG in P4 Conference Games - 2025

Conference	PPG
Big 12	55.5
ACC	54.5
SEC	51.4
Big Ten	49.3

GO FOR TWO!

■ This season, the ACC has 17 successful two-point conversions, the most among all FBS conferences.

KICKING GAME ON POINT IN THE ACC IN WEEK 7

■ In Week 7, the ACC did not miss a single kick, going 12-for-12 on field goal attempts and 29-for-29 on PATs. This marks just the second time in the last 30 seasons that the ACC has made every kick (min. 10 FGA and min. 10 PATs), along with Week 13 of the 2019 season. (*Stats Perform*)

LIGHTING UP THE SCOREBOARD TO START THE SEASON

■ All 16 ACC teams in action in Week 1 scored double-digit points in their season-opening contests, highlighted by three teams breaking the 50-point mark - Boston College (66 points), Pitt (61) and Louisville (51).

■ Five ACC teams scored 45 points or more over Week 1, the second-most of any conference in the opening week.

Teams That Scored 45 or More Points in Week 1

Date	Team	Points (Result)
8/30/25	Boston College	66 (W. 66-10)
8/30/25	Pitt	61 (W. 61-9)
8/30/25	Louisville	51 (W. 51-17)
8/30/25	Virginia	48 (W. 48-7)
8/28/25	Duke	45 (W. 45-17)

■ Five ACC teams also tallied 45 points or more over Week 2, tied for the second-most of any conference for the second week of play.

Teams That Scored 45 or More Points in Week 2

Date	Team	Points (Result)
9/6/25	Florida State	77 (W. 77-3)
9/6/25	Georgia Tech	59 (W. 59-12)
9/6/25	Miami	45 (W. 45-3)
9/6/25	Pitt	45 (W. 45-17)
9/6/25	SMU	45 (L. 45-58 2OT)

■ Florida State's 77-3 win over East Texas A&M (Sept. 6) marks the highest point total by any FBS team this season. It is also the most points scored by an ACC team since 2021, when Pitt defeated New Hampshire 77-7.

■ Four ACC teams registered 40 points or more over Week 3, marking three straight weeks in which four or more teams have scored 40 points or more in a contest.

Teams That Scored 40 or More Points in Week 3

Date	Team	Points (Result)
9/12/25	Syracuse	66 (W. 66-24)
9/13/25	Virginia	55 (W. 55-16)
9/13/25	Miami	49 (W. 49-12)
9/13/25	North Carolina	41 (W. 41-6)

■ Five ACC teams registered 40 points or more over Week 4, continuing the streak in which four or more teams have scored 40 points or more in a contest.

Teams That Scored 40 or More Points in Week 4

Date	Team	Points (Result)
9/20/25	Florida State	66 (W. 66-10)
9/20/25	Virginia	48 (W. 48-20)
9/20/25	Duke	45 (W. 45-33)
9/20/25	Georgia Tech	45 (W. 45-24)
9/20/25	Louisville	40 (W. 40-17)

■ Virginia's 46 points against No. 8 Florida State in Week 5 (September 26) were the most by an unranked ACC team against a team ranked that high in the AP Poll since Florida State scored 54 at No. 7 BYU in September 2009.

■ Four ACC teams registered 40 points or more over Week 9, with all four games coming in conference play.

Teams That Scored 40 or More Points in Week 9

Date	Team	Points (Result)
10/25/25	Pitt	53 (W, 53-34)
10/25/25	Miami	42 (W, 42-7)
10/24/25	Virginia Tech	42 (W, 42-34) (2OT)
10/25/25	Georgia Tech	41 (W, 41-16)

■ Four ACC teams again put up 40 points or more over Week 10, with two teams doing it in the same game.

Teams That Scored 40 or More Points in Week 10

Date	Team	Points (Result)
11/1/25	NC State	48 (W, 48-36)
11/1/25	Duke	46 (W, 46-45)
11/1/25	Clemson	45 (L, 45-46)
11/1/25	Florida State	42 (W, 42-7)

DEFENSIVE TUDDIES

■ Ten ACC teams this season have scored at least one defensive touchdown.

ACC Teams with a Defensive Touchdown - 2025

Team	Fum TD	INT TD	Total
SMU	0	3	3
Virginia	1	2	3
Pitt	0	2	2
Stanford	1	1	2
Boston College	0	1	1
Georgia Tech	1	0	1
Louisville	1	0	1
NC State	0	1	1
North Carolina	1	0	1
Syracuse	1	0	1

■ The ACC had two pick-sixes in Week 10, the most among all FBS conferences.

ACC LOCKDOWN DEFENSES

■ Six ACC teams rank in the top 35 of the NCAA in total defense.

ACC Teams in Top 35 in NCAA in Total Defense

NCAA	Team	Total YPG
11th	Louisville	280.5
12th	Miami	285.1
26th	Florida State	317.3
28th	Pitt	318.3
30th	North Carolina	321.4
34th	Wake Forest	325.1

■ Eight ACC teams rank in the top 30 of the NCAA in rushing defense.

ACC Teams in Top 30 in NCAA in Rushing Defense

NCAA	Team	Rushing YPG
3rd	Miami	79.3
6th	Pitt	80.9
18th	SMU	102.6
20th	Clemson	105.8
25th	North Carolina	110.9
26th	Virginia	111.0
27th	Louisville	112.6
29th	Florida State	114.4

■ Five ACC teams rank in the top 35 of the NCAA in team sacks per game.

ACC Teams in Top 35 in NCAA in Sacks Per Game

NCAA	Team	Per Game
T-16th	SMU	2.78
T-19th	Florida State	2.75
T-22nd	Pitt	2.67
T-27th	Virginia	2.56
T-35th	Clemson	2.38

■ Five ACC teams rank in the top 35 of the NCAA in team tackles-for-loss per game.

ACC Teams in Top 35 in NCAA in TFLs Per Game

NCAA	Team	Per Game
5th	Pitt	7.8
7th	Duke	7.6
11th	Wake Forest	7.4
30th	SMU	6.4
33rd	Florida State	6.4

■ Six ACC teams rank in the top 35 of the NCAA in turnovers gained (takeaways).

ACC Teams in Top 35 in NCAA in Turnovers Gained

NCAA	Team	TO
1st	SMU	22
T-14th	Louisville	16
T-14th	Virginia	16
T-25th	Pitt	15
T-33rd	Duke	13
T-33rd	Miami	13

ALL EYES ON CORAL GABLES, CANES IN WEEK 4

■ The spotlight returned to Coral Gables in Week 4, as ESPN's *College GameDay Built by The Home Depot* went live from the University of Miami as the undefeated Hurricanes hosted the Florida Gators in a primetime Sunshine State showdown on Saturday, September 20, at 7:30 p.m. ET on ABC.

■ It marked the 26th time that Miami has played in a game featured on *GameDay* and the ninth time as the host site. It was also the fourth Miami-Florida matchup selected for *GameDay*, joining the high-profile meetings in 2002, 2008 and 2019, and just the first in Coral Gables.

■ The Hurricanes welcomed *GameDay* back to Coral Gables for the first time since September 26, 2020, when then-No. 12 Miami hosted Florida State.

■ In addition to ESPN's presence, the ACC Network's *ACC Huddle* was also live from Coral Gables, adding to the atmosphere surrounding the rivalry showdown between Miami and Florida.

HISTORICAL WEEK 1 FOR THE ACC

■ The ACC capped off a strong start to the 2025 season, with two teams recording top-10 wins in their Week 1 season openers.

ACC Teams with Top-10 Win in Week 1 of 2025

Date	Matchup	Result
8/30/25	#8 Alabama at Florida State	FSU, 31-17
8/31/25	#6 Notre Dame at #10 Miami	UM, 27-24

■ The ACC's two top-10 non-conference wins in Week 1 this season marked only the second time since 1980 that a single conference has achieved two such victories to start the season; the previous instance was when the SEC did so in 2018. (*Stats Perform*)

■ The ACC's two top-10 non-conference wins in Week 1 this year marked only the 10th time since 1980 that a conference posted two top-10 non-conference victories in the same week, and the first time since the Sun Belt accomplished the feat in Week 2 of the 2022 season. (*Stats Perform*)

Conferences with Top-10 Non-Conference Wins Same Week

Season (Week)	Conference	# Top-10 Wins
2025 (1)	ACC	2
2022 (2)	Sun Belt	2
2018 (1)	SEC	2
2005 (2)	Big 12	2
2003 (4)	MAC	2
2002 (3)	Big Ten	2
2000 (3)	Pac-10 (Pac-12)	2
1994 (6)	Big East	2
1984 (2)	Big Ten	2
1983 (2)	Big Ten	2

■ Overall, the ACC went 12-4 in Week 1, including posting Power 4 non-conference wins over No. 8 Alabama (SEC), Colorado (Big 12), and No. 6 Notre Dame.

ACC OWNED LABOR DAY ONCE AGAIN

■ The ACC was the only league to compete across five days - Thursday through Monday, August 28 through September 1 - during Week 1 of the 2025 season.

■ This marked the sixth time this has happened for the ACC in the regular season since 2017 (2017, 2018, 2021, 2022, 2023). No other FBS conference has done so even once over that same period. (*Stats Perform*)

■ The ACC once again anchored Labor Day Weekend with the lone game on Labor Day as North Carolina played host to TCU in Bill Belichick's collegiate coaching debut.

■ It marked the 16th consecutive Labor Day game for the ACC (excluding the 2020 COVID season), and the 19th time since the tradition began with Florida State versus Miami in 2005.

RETURNING ALL-ACC PERFORMERS

■ Led by first-team selections, Antonio Williams (Clemson), Blake Miller (Clemson), Chandler Rivers (Duke), Keylan Rutledge (Georgia Tech), Kyle Louis (Pitt), Desmond Reid (Pitt) and Isaiah Nwokobia (SMU), the ACC returns 23 players who earned first-, second-, or third-team All-ACC honors last year in 2024. (7 first-team; 7 second-team; 9 third-team selections)

INCOMING IMPACT PLAYERS FROM THE PORTAL

■ ACC has 22 of the top 100 transfers in the 247Sports 2025 College Football Transfer Portal Top Prospects.

■ Impact transfers ranked in the 247Sports Top 100 include: Duce Robinson, WR (Florida State); Will Heldt, DE (Clemson); Eric Rivers, WR (Georgia Tech); Ethan O'Connor, CB (Miami); CJ Daniels, WR (Miami); Charles Brantley, CB (Miami); Thaddeus Dixon, CB (North Carolina); Fa'alili Fa'amoe, OL (Wake Forest); Daniel King, OT (North Carolina); Khmori House, LB (North Carolina); Zechariah Poyser, S (Miami); Micah Pettus, OT (Florida State); and David Blay, DL (Miami).

ACC X NFL

■ No conference blends college football and NFL experience quite like the ACC in 2025, with three former NFL head coaches now leading programs: Bill O'Brien (Boston College), Bill Belichick (North Carolina), and Frank Reich (Stanford), the most of any conference.

■ Belichick (six Super Bowl wins) and Reich (one) are the only two college football head coaches who have also won a Super Bowl as either a head coach or coordinator in the NFL.

■ Several ACC programs also feature General Managers with deep NFL ties, including Ron Rivera (Cal), John Garrett (Duke), Michael Lombardi (North Carolina) and Andrew Luck (Stanford), along with a growing number of former NFL stars contributing across coaching staffs and player development roles.

ACC LEADS WAY ON 2025 AFCA GOOD WORKS TEAM

■ The ACC once again set the standard for excellence beyond the playing field, leading all conferences with three standout football student-athletes selected to the 2025 Allstate AFCA Good Works Team for the Football Bowl Subdivision.

2025 Allstate AFCA Good Works Team (FBS)**Name, Position, Class, School**

Genesis Smith, DB, Jr., Arizona

Red Murdock, LB, Gr., Buffalo

Tanner Wall, NB/S, R-Sr., BYU

Adam Randall, RB, Gr., Clemson

Chandler Rivers, CB, Sr., Duke

Richie Leonard IV, OL, R-Sr., Florida State

Josh Kattus, TE, Sr., Kentucky

Aamil Wagner, OL, R-Jr., Notre Dame

Plae Wyatt, NB/S, R-Sr., Rice

Michael Taaffe, DB, Sr., Texas

Matt Hofer, OL, R-Fr., Toledo

■ The Allstate AFCA Good Works Team was established in 1992 by the College Football Association, recognizing the extra efforts made by college football players and student support staff off the field. AFCA became the governing body of the award in 1997 and continues to honor college football players who go the extra mile for those in need. Allstate worked to present the award starting with the 2008 season.

ACC WELL-REPRESENTED ON JASON WITTEN COLLEGIATE MAN OF THE YEAR WATCH LIST

■ The watch list for the ninth annual Jason Witten Collegiate Man of the Year was announced on September 30, a group that includes 67 of the nation's top leaders in college football.

■ Twenty semifinalists will be selected by a subset of the Jason Witten Collegiate Man of the Year Selection Committee and announced on Tuesday, October 14. Three finalists will then be named for the award on Monday, December 15. The winner will be announced at the award ceremony at The Star in Frisco, Texas, on April 16, 2026

2025 Jason Witten Collegiate Man of the Year Watch List
Name, Position, Class, School

Jude Bowry, OL, R-Jr., Boston College

Jeffrey Johnson, TE, R-Sr., California

Tristan Leigh, OL, Grad., Clemson

Chandler Rivers, CB, Sr., Duke

Luke Petitbon, OL, R-Sr., Florida State

Francis Mauigao, OL, Jr., Miami

Will Hardy, DB, Sr., North Carolina

Isaiah Shirley, DL, R-So., NC State

Eli Holstein, QB, R-So., Pitt

Derek McDonald, LB, R-Sr., Syracuse

Sam Roush, TE, Sr., Stanford

Tyson Flowers, S, R-Jr., Virginia Tech

Nick Andersen, DB, Sr., Wake Forest

ACC ALUMNI ON AP ALL-TIME ALL-AMERICA TEAM

■ Current Atlantic Coast Conference football members had 12 former Associated Press (AP) All-Americans named to the Associated Press (AP) All-Time All-America Team, as part of the news organization's celebration of the 100th anniversary of the storied honor for the top players in college football.

■ The 12 honorees from current ACC schools include nine members of the National Football Foundation (NFF) College Football Hall of Fame, five recipients of ACC Football Legend honors, and two standouts named to the ACC 50th Anniversary Team in 2003.

■ To be eligible for the AP All-Time All-America Team, a player had to have been named an AP First-Team All-American at least once during his college career. The selection process did not consider a player's professional career.

ACC Teams with Players Named to All-Time AP All-America Team**First-Team Offense**

WR – Larry Fitzgerald, Pitt (2003)

OT – Bill Fralic, Pitt (1982-83-84)

PK – Sebastian Janikowski, Florida State (1998-99)

First-Team Defense

DE – Hugh Green, Pitt (1978-79-80)

CB – Deion Sanders, Florida State (1987-88)

S – Ed Reed, Miami (2000-01)

Second-Team Offense

OT – Bryant McKinnie, Miami (2001)

RB – Tony Dorsett, Pitt (1976)

Second-Team Defense

DE – Bruce Smith, Virginia Tech (1984)

DT – Warren Sapp, Miami (1994)

LB – Lawrence Taylor, North Carolina (1980)

S – Bennie Blades, Miami (1986-87)

*Maryland's Randy White (DE), an AP All-America First-Team selection in 1974, was named to the First-Team Defense. White was named an ACC Football Legend in 2006 and is a member of the ACC 50th Anniversary Team, as Maryland was part of the ACC from 1953 to 2014.

ACC CONTINUES PARTNERSHIP WITH COLLEGE FOOTBALL PLAYOFF FOUNDATION

■ The ACC announced its plans to partner with the College Football Playoff Foundation (CFPF) again as part of this year's Extra Yard for Teachers Week (September 13-20). The initiatives include support for this year's Extra Yard for Teachers Week, Big Day for Teachers and the distribution of grant funds to support teachers in Charlotte.

■ For the third straight year, the ACC will partner with a local Charlotte Mecklenburg School (CMS) to remodel a space that will directly benefit the school's students on a daily basis. In 2024, the conference worked with members of the Statesville Road Elementary administration, teachers and staff who were the recipients of a \$50,000 Extra Yard makeover. Additional details on this year's makeover will be announced in the future, as this will be the first year the conference will undertake two classroom makeovers.

■ Since the inception of the ACC and CFP Foundation's partnership, over \$1.5 million has been given to support teachers in the ACC footprint.

2025 ACC CHAMPIONSHIP GAME SET FOR 8 P.M. ET

■ The 2025 ACC Football Championship Game will kick off at 8 p.m. ET on Saturday, December 6, at Bank of America Stadium in Charlotte, North Carolina, on ABC. The league's football championship game will showcase the top two teams based on regular-season conference winning percentage.

■ The 8 p.m. ET kickoff marks the 16th time in the last 17 years that the game will be held in primetime. Since its inception in 2005, a total of 14 different teams have competed in the championship game.

■ Bank of America Stadium, home of the NFL's Carolina Panthers, has hosted 14 of the last 15 ACC Football Championship Games. The ACC, Carolina Panthers, and the Charlotte Sports Foundation have an agreement to keep the championship game in Charlotte through the 2030 season.

■ The winner of the conference championship game has advanced to the National Championship Game or competed in the College Football Playoff in nine of the last 12 seasons, including both of the two participating teams last year, with the ACC being one of only three multi-bid leagues in 2024.

CLEMSON PICKED AS PRESEASON FAVORITE IN 2025 ACC FOOTBALL MEDIA POLL

■ Defending ACC Champion Clemson has been selected as the preseason favorite to win the 2025 Atlantic Coast Conference football title, following a vote of more than 180 media members credentialed for the 2025 ACC Football Kickoff in Charlotte, North Carolina.

■ The Tigers are coming off a strong 2024 campaign in which they posted a 10–4 overall record, went 7–1 in conference play, and captured the ACC Championship title. Clemson also made its seventh College Football Playoff appearance and finished the season ranked No. 11 in the final AFCA Coaches Poll and No. 14 in the AP Poll.

■ In the media voting, Clemson was picked to repeat as ACC Champion on 167 ballots.

■ Miami received seven first-place votes, followed by Florida State with four, while SMU and Georgia Tech each garnered two. Virginia Tech received one first-place vote.

■ Clemson led all teams with 3,083 points, while Miami (2,679) and SMU (2,612) were second and third, respectively. Georgia Tech (2,397) was picked fourth, while Louisville (2,370) came in fifth.

■ Duke (1,973) was picked to finish sixth in the preseason predictions, ahead of Florida State (1,920) in seventh, North Carolina (1,611) in eighth, Pitt (1,571) in ninth, NC State (1,505) in 10th, Virginia Tech (1,412) in 11th and Syracuse (1,381) in 12th.

■ Rounding out the preseason poll were Boston College (953) in 13th, Virginia (871) in 14th, California (659) in 15th, Wake Forest (576) in 16th and Stanford (426) in 17th.

2025 ACC Football Predicted Order of Finish

Rank	Team	Points
1.	Clemson (167)	3083
2.	Miami (7)	2679
3.	SMU (2)	2612
4.	Georgia Tech (2)	2397
5.	Louisville	2370
6.	Duke	1973
7.	Florida State (4)	1920
8.	North Carolina	1611
9.	Pitt	1571
10.	NC State	1505
11.	Virginia Tech (1)	1412
12.	Syracuse	1381
13.	Boston College	953
14.	Virginia	871
15.	California	659
16.	Wake Forest	576
17.	Stanford	426

*First-place votes in parentheses
183 media voters*

CLEMSON LEADS ALL-ACC PRESEASON TEAM

■ Powered by a conference-best 11 selections, preseason favorite Clemson headlines the 2025 All-ACC Preseason Football Team. A total of 10 ACC programs were represented on the 27-player squad, which was voted on by over 180 credentialed media members at the 2025 ACC Football Kickoff in Charlotte.

■ Behind Clemson, Pitt had three players named to the preseason team, while Duke, Georgia Tech, Louisville, Miami and SMU each had two. Florida State, NC State and Syracuse each placed one.

■ This year's preseason squad includes 16 returning All-ACC honorees from 2024, including 10 first-team selections, five second-team picks and one third-team honoree. Notably, it features both of last season's ACC Rookies of the Year: Louisville running back Isaac Brown (Offensive) and Clemson linebacker Sammy Brown (Defensive).

2025 All-ACC Preseason Football Team Offense

QB: Cade Klubnik, Clemson (148)
RB: Isaac Brown, Louisville (99)
RB: Jamal Haynes, Georgia Tech (85)
WR: Antonio Williams, Clemson (143)
WR: Bryant Wesco Jr., Clemson (66)
WR: Chris Bell, Louisville (51)
TE: Justin Joly, NC State (92)
AP: Desmond Reid, Pitt (73)
OT: Francis Mauigoa, Miami (99)
OT: Blake Miller, Clemson (99)
OG: Keylan Rutledge, Georgia Tech (93)
OG: Walker Parks, Clemson (51)
C: Ryan Linthicum, Clemson (44)

Defense

DE: T.J. Parker, Clemson (152)
DE: Rueben Bain Jr., Miami (92)
DT: Peter Woods, Clemson (142)
DT: Darrell Jackson Jr., Florida State (56)
LB: Kyle Louis, Pitt (98)
LB: Wade Woodaz, Clemson (77)
LB: Sammy Brown, Clemson (76)
CB: Avieon Terrell, Clemson (129)
CB: Chandler Rivers, Duke (106)
S: Isaiah Nwokobia, SMU (86)
S: Terry Moore, Duke (81)

Specialists

PK: Collin Rogers, SMU (67)
P: Jack Stonehouse, Syracuse (70)
SP: Desmond Reid, Pitt (68)

KLUBNIK NAMED PRESEASON PLAYER OF THE YEAR

■ Clemson senior quarterback Cade Klubnik was voted the 2025 ACC Preseason Player of the Year, receiving 146 votes.

■ Klubnik is coming off a breakout 2024 season, leading the Tigers to an ACC title and a College Football Playoff berth. He accounted for 43 total touchdowns, completing 308-of-486 passes for 3,639 yards and 36 touchdowns, while rushing for 463 yards and seven scores. He ranked in the top 20 nationally in five major categories, including third in both passing touchdowns (36) and total touchdowns (43). His 21 passing touchdowns of 20-plus yards were the most in the FBS.

■ Georgia Tech's Haynes King (9), SMU's Kevin Jennings (5), Miami's Carson Beck (4) and Virginia Tech's Kyrone Drones (4) also received votes, as did eight other players.

2025 ACC Preseason Player of the Year Rk. Name, Position, School

1. Cade Klubnik, QB, Clemson (146)
2. Haynes King, QB, Georgia Tech (9)
3. Kevin Jennings, QB, SMU (5)
4. Carson Beck, QB, Miami (4)
4. Kyrone Drones, QB, Virginia Tech (4)
6. Isaac Brown, RB, Louisville (3)
7. Quintayvious Hutchins, DE, Boston College (2)
7. CJ Bailey, QB, NC State (2)
7. Eli Holstein, QB, Pitt (2)
7. Kyle Louis, LB, Pitt (2)
7. Desmond Reid, RB, Pitt (2)
12. Lewis Bond, WR, Boston College (1)
12. Jamal Haynes, RB, Georgia Tech (1)

*First-place votes in parentheses
183 media voters*

ACC HUDDLE STOPS IN 2025

■ New this season, the ACC Huddle will travel to the marquee ACC football game each weekend. The traveling studio show will air Saturdays from 10 a.m. – noon ET and will be open for public viewing at each campus stop. ACC Huddle previously traveled to the site of the ACC Network Primetime Football game.

ACC Huddle Stops this Season

Week	Location
Week 1	Clemson, S.C. (LSU at Clemson)
Week 2	Durham, N.C. (Illinois at Duke)
Week 3	Atlanta, Ga. (Clemson at Georgia Tech)
Week 4	Coral Gables, Fla. (Florida at Miami)
Week 5	Winston-Salem, N.C. (Georgia Tech at Wake Forest)
Week 6	Tallahassee, Fla. (Miami at Florida State)
Week 7	Atlanta, Ga. (Virginia Tech at Georgia Tech)
Week 8	Durham, N.C. (Georgia Tech at Duke)
Week 9	Louisville, Ky. (Boston College at Louisville)
Week 10	Dallas, Texas (Miami at SMU)
Week 11	Charlottesville, Va. (Wake Forest at Charlotte)
Week 12	Pittsburgh, Pa. (Notre Dame at Pitt)
Week 13	TBA
Week 14	TBA
Week 15	Charlotte, N.C. (ACC Football Championship)

ACC & ESPN/ACCN INTRODUCE ENHANCED REPLAY TRANSPARENCY FOR 2025 FOOTBALL SEASON

■ For the 2025 season, audiences watching ACC officiated matchups on Friday night on either ESPN/ESPN2 or ACC Network and ACC Network's primetime Saturday games will hear the real-time discussions among the Referee, instant replay official in the stadium, and the ACC's Collaborative Instant Replay Official located in the ACC's Game Day Operations Center in Charlotte.

■ While the ACC began sharing Game Day Operations Center video with ESPN in 2023, sharing audio of the replay discussions represents a significant next step in transparency. Last season, the ACC conducted a limited experiment, allowing ESPN officiating analyst Matt Austin to listen to replay conversations during a November 21 Thursday night game between NC State and Georgia Tech.

ACC Games with Enhanced Instant Replay Access for Weeks 1-4 *

Date	Game (Network)
Saturday, 8/30	East Texas A&M at SMU (ACCN)
Friday, 9/5	James Madison at Louisville (ESPN2)
Thursday, 9/11 ^	NC State at Wake Forest (ESPN)
Saturday, 9/13	Boston College at Stanford (ACCN)

ACC Friday Games on ESPN with Enhanced Instant Replay Access for Weeks 4-14 *

Friday, 9/26	Florida State at Virginia (ESPN)
Friday, 10/17	Louisville at Miami (ESPN)
Friday, 10/17	North Carolina at California (ESPN)
Friday, 10/24	California at Virginia Tech (ESPN)
Friday, 10/31	North Carolina at Syracuse (ESPN)
Friday, 11/14	Clemson at Louisville (ESPN)
Friday, 11/2	Florida State at NC State (ESPN)
Friday, 11/28	Georgia at Georgia Tech (ABC)

ACCN Primetime Games with Enhanced Instant Replay Access for Weeks 4-14 *

Will be determined on the 12/6 Day Selections Timeline throughout the season.

Date	Game (Network)
Saturday, 9/20	Stanford at Virginia (ACCN)
Saturday, 10/4	#3 Miami at #18 Florida State (ABC)
Saturday, 10/11	Pitt at #25 Florida State (ESPN)
Saturday, 10/11	Clemson at Boston College (ACCN)
Saturday, 10/18	#12 Georgia Tech at Duke (ESPN)
Saturday, 10/18	SMU at Clemson (ACCN)
Saturday, 10/25	Syracuse at #7 Georgia Tech (ESPN)
Saturday, 11/1	#10 Miami at SMU (ESPN)
Saturday, 11/8	Florida State at Clemson (ACCN)

^ added for the ACC league opener

*Subject to change

NEW HEAD COACHES IN 2025

■ After over two decades of dominance in the NFL, Bill Belichick was hired for his first-ever college head coaching job at North Carolina in December 2024. Widely considered one of the greatest coaches in football history, Belichick won six Super Bowls and 17 division titles over his time in the NFL, which also includes 333 career wins to make him the second-winningest head coach in NFL history, behind only Don Shula, who holds the all-time record with 347 total wins.

■ Frank Reich was named Stanford's interim head football coach on March 31. The 36th head coach in program history, Reich is one of the sport's most well-respected offensive minds thanks to over 30 years in professional football, combining a 14-year playing career as an NFL quarterback with 18 seasons in various coaching roles. Reich was a member of six Super Bowl teams overall, four as a player with the Buffalo Bills (1991-94), and twice as a coach. Reich's six-year head coaching tenure included five seasons with the Indianapolis Colts (2018-22) before his final stop at the helm of the Carolina Panthers (2023).

■ Jake Dickert was named the head coach at Wake Forest in December 2024, following the resignation of longtime head coach Dave Clawson. Dickert took over Washington State as interim head coach in 2021 and earned the permanent role, leading the Cougars for four years from 2021-24. In four seasons, Dickert compiled a 23-20 record (.534) and led the Cougars to three bowl games. The 2024 season proved to be his best work, going 8-4 in the regular season.

MONTGOMERY NAMED INTERIM HC AT VIRGINIA TECH

■ Philip Montgomery is now the Interim Head Coach for the Virginia Tech Football program, taking over after head coach Brent Pry was fired following a 0-3 start to the 2025 season on September 14. Montgomery, who was Virginia Tech's offensive coordinator, will lead the team for the remainder of the current season.

■ From 2015-22, Montgomery was the head coach at Tulsa, compiling a 43-53 record over eight seasons. His second year proved to be his best, as the Golden Hurricane finished 10-3, while the pandemic-shortened 2020 campaign also saw Tulsa capture an American Athletic Conference title.

FIRST ACC WINS AS HEAD COACH

■ Wake Forest's Jake Dickert earned his first win as an ACC head coach in his debut, a 10-9 victory over Kennesaw State on August 29.

■ North Carolina's Bill Belichick earned his first collegiate victory as head coach on September 6 with a convincing 20-3 win at Charlotte, marking the former six-time Super Bowl champion's inaugural win in college football and in the ACC.

■ Stanford's Frank Reich picked up his first collegiate win as a head coach in the Cardinal's 30-20 win over Boston College in the two teams' season opener on September 13.

■ Virginia Tech interim head coach Philip Montgomery picked up his first win as an ACC head coach with the Hokies' 38-6 win over Wofford on September 20.

GT'S KEY HAS THE KEY VERSUS RANKED ACC FOES

■ Since Brent Key's first game as Georgia Tech's head coach (October 1, 2022), the Yellow Jackets have beaten seven (7-1) AP-ranked opponents as an unranked team, the most by any FBS team in that span.

DOEREN PICKS UP WEEKLY AWARDS IN WEEK 10

■ NC State head coach Dave Doeren picked up the Dodd Trophy Coach of the Week honor and the Paul "Bear" Bryant National Coach of the Week award for Week 10 after guiding NC State to a 48-36 win over No. 8 Georgia Tech on Saturday night at Carter-Finley Stadium. The victory marked the Wolfpack's highest-ranked win since 2012 and handed the Yellow Jackets their first loss of the season.

BROHM GARNERS WEEKLY AWARDS IN WEEK 8

■ Louisville head coach Jeff Brohm was tabbed the Dodd Trophy Coach of the Week and the Bear Bryant Awards Coach of the Week for Week 8, as the Cardinals defeated No. 2 Miami, 24-21, in Miami Gardens, Florida. The victory marked Louisville's first road win against an AP top-2 opponent in program history and matched the highest-ranked opponent the Cardinals have ever defeated.

HOOS' ELLIOTT EARNS TWO WEEKLY AWARDS IN WEEK 5

■ Virginia head coach Tony Elliott was named the Dodd Trophy Coach of the Week and the Bear Bryant Awards Coach of the Week for Week 5 on September 29. The Cavaliers beat No. 8 Florida State, 46-38, in double overtime before a sold-out Scott Stadium. The victory marked Virginia's first home win over a top-10 team since 2005.

CUSE'S BROWN EARNS WEEKLY AWARD IN WEEK 4

■ Syracuse head football coach Fran Brown was named the Paul "Bear" Bryant National Coach of the Week on September 23, following his team's significant 34-21 road victory over Clemson. It was the team's first victory in Death Valley and ended a five-game losing streak to the Tigers.

FSU'S NORVELL EARNS WEEKLY HONORS IN WEEK 1

■ Following the Seminoles' 31-17 win over No. 8 Alabama (Aug. 30), Florida State head coach Mike Norvell was named both the Paul "Bear" Bryant Coach of the Week and the Dodd Trophy Coach of the Week for Week 1.

DABO REACHES ANOTHER ACC COACHING MILESTONE

■ In Clemson's season opener vs. No. 9 LSU (Aug. 30), head coach Dabo Swinney coached his 228th game, surpassing Bobby Bowden (227 at Florida State) for the most games coached by a head coach during ACC membership.

Total Games Coached in the ACC

Rank	Coach (School)	Games
1.	Dabo Swinney (Clemson)	235
2.	Bobby Bowden (Florida State)	227
3.	George Welsh (Virginia)	223
4.	Mack Brown (North Carolina)	194
5.	Bill Dooley (UNC & Wake Forest)	191
-	Dave Doeren (NC State)	161

TRIO OF ACC HEAD COACHES NAMED TO 2025 PAUL "BEAR" BRYANT COACH OF THE YEAR AWARD WATCH LIST

■ Three ACC head coaches earned spots on the American Heart Association's 2025 Paul "Bear" Bryant Coach of the Year Award Watch List: Mario Cristobal (Miami), Tony Elliott (Virginia), and Brent Key (Georgia Tech).

FOUR ACC HEAD COACHES NAMED TO 2025 DODD TROPHY MIDSEASON WATCH LIST

■ Four ACC head coaches were recognized on the 2025 Dodd Trophy Midseason Watch List, presented by PNC Bank: Jeff Brohm (Louisville), Mario Cristobal (Miami), and Tony Elliott (Virginia), and Brent Key (Georgia Tech).

COACHING RECORDS

CAREER VICTORIES - FBS COACHES ACTIVE IN 2025

Rk.	Name (Current School)	Wins
1.	Brian Kelly (LSU) *	297
2.	K.C. Keeler (Temple)	276
3.	Kirk Ferentz (Iowa)	222
4.	Willie Fritz (Houston)	219
5.	Chris Creighton (Eastern Michigan)	198
6.	Rich Rodriguez (West Virginia)	193
7.	Dabo Swinney (Clemson)	183
8.	Kyle Whittingham (Utah)	174
9.	Lance Leipold (Kansas)	173
10.	Mike Gundy (Oklahoma State) *	170
11.	Bronco Mendenhall (Utah State)	144
	Chuck Martin (Miami (OH))	144
13.	Curt Cignetti (Indiana)	139
14.	Bobby Petrino (Arkansas)	137
	Troy Calhoun (Air Force)	137
16.	Bret Bielema (Illinois)	131
17.	James Franklin (Penn State) *	128
18.	Bob Chesney (James Madison)	127
19.	Pete Lembo (Buffalo)	126
20.	Chris Klieman (Kansas State)	124
21.	Jeff Monken (Army)	122
	Jamey Chadwell (Liberty)	122
23.	Kalen DeBoer (Alabama)	121
24.	Ken Niumatalolo (San Jose State)	119
25.	Dave Doeren (NC State)	115

34.	Jeff Brohm (Louisville)	92
37.	Mario Cristobal (Miami)	90
42.	Pat Narduzzi (Pitt)	79
46.	Mike Norvell (Florida State)	75

CAREER WINNING % - FBS COACHES ACTIVE IN 2025

Rk.	Name (Current School)	Record	Pct.^
1.	Ryan Day (Ohio State)	78-10	.886
2.	Kalen DeBoer (Alabama)	121-17	.877
3.	Dan Lanning (Oregon)	42-7	.857
4.	Kirby Smart (Georgia)	112-20	.848
5.	Matt Entz (Fresno State)	66-14	.825
6.	Jimmy Rogers (Washington State)	31-8	.795
7.	Curt Cignetti (Indiana)	139-37	.790
8.	Dabo Swinney (Clemson)	183-52	.779
9.	Spencer Danielson (Boise State)	21-6	.778
10.	Lincoln Riley (USC)	87-26	.770
11.	Marcus Freeman (Notre Dame)	39-12	.765
12.	Jon Sumrall (Tulane)	38-12	.760
13.	Josh Heupel (Tennessee)	71-26	.732
14.	Chris Klieman (Kansas State)	124-46	.729
15.	Brian Kelly (LSU) *	297-110-2	.729
16.	Blake Harrell (East Carolina)	10-4	.714
17.	Bob Chesney (James Madison)	127-51	.713
18.	Lance Leipold (Kansas)	173-71	.709
19.	Willie Simmons (FIU)	69-29	.704
20.	K.C. Keeler (Temple)	276-116-1	.704
21.	Rhett Lashlee (SMU)	35-15	.700
22.	Mike Elko (Texas A&M)	32-14	.696
23.	Ryan Silverfield (Memphis)	50-22	.694
24.	Matt Drinkall (Central Michigan)	47-21	.691
25.	James Franklin (Penn State) *	128-60	.681
	Lane Kiffin (Ole Miss)	113-53	.681

-	Jeff Brohm (Louisville)	92-53	.634
-	Mike Norvell (Florida State)	75-46	.620
-	Manny Diaz (Duke)	35-22	.614
-	Dave Doeren (NC State)	115-73	.612
-	Brent Key (Georgia Tech)	26-17	.605

^ minimum one full season as a coach

*coaches active in 2025 season

ACC HEAD COACHING RECORDS

Head Coach, School	Year	Overall		at an ACC School		
		Record	Pct.	Year	Record	Pct.
Bill O'Brien, Boston College	4th	23-23	.500	2nd	8-14	.364
Justin Wilcox, California	9th	47-54	.465	2nd	11-11	.500
Dabo Swinney, Clemson	18th	183-52	.779	18th	183-52	.779
Manny Diaz, Duke	5th	35-22	.614	5th	35-22	.614
Mike Norvell, Florida State	10th	75-46	.620	6th	37-31	.544
Brent Key, Georgia Tech	4th	26-17	.605	4th	26-17	.605
Jeff Brohm, Louisville	12th	92-53	.634	3rd	26-9	.743
Mario Cristobal, Miami	15th	90-78	.536	4th	28-18	.609
Bill Belichick, North Carolina	1st	3-5	.375	1st	3-5	.375
Dave Doeren, NC State	15th	115-73	.612	13th	92-69	.571
Pat Narduzzi, Pitt	11th	79-58	.577	11th	79-58	.577
Rhett Lashlee, SMU	4th	35-15	.700	2nd	17-6	.739
Frank Reich, Stanford	1st	3-6	.375	1st	3-6	.333
Fran Brown, Syracuse	2nd	13-9	.591	2nd	13-9	.591
Tony Elliott, Virginia	4th	19-24	.442	4th	19-24	.442
Brent Pry, Virginia Tech	4th	16-24	.400	4th	16-24	.400
Phillip Montgomery, Virginia Tech (Interim)	9th	46-56	.451	1st	3-3	.500
Jake Dickert, Wake Forest	5th	28-23	.549	1st	5-3	.625

MIDSEASON ALL-AMERICA TEAMS

Associated Press Midseason All-America Team

First Team

Francis Mauigoa, OT, Miami
Rueben Bain Jr., EDGE, Miami
Peter Woods, DT, Clemson

Second Team

Hollywood Smothers, RB, NC State
Brian Parker II, OT, Duke
Aidan Birr, K, Georgia Tech

CBS Sports Midseason All-America Team

Carson Beck, QB, Miami
Francis Mauigoa, OT, Miami
James Brockermeyer, C, Miami
Rueben Bain Jr., DE/EDGE, Miami

The Sporting News Midseason All-America Team

Francis Mauigoa, OT, Miami
Rueben Bain Jr., EDGE, Miami
Caullin Lacy, PR, Louisville

The Athletic Midseason All-America Team

First Team

Rueben Bain Jr., DE, Miami

Second Team

Hollywood Smothers, RB, NC State
Francis Mauigoa, OT, Miami
Brian Parker II, OT, Duke
Keylan Rutledge, OG, Georgia Tech
Akheem Mesidor, DE, Miami

PFF Midseason All-America Team

Logan Taylor, RG, Boston College
Brian Parker II, RT, Duke
Mateen Ibiroga, DT, Wake Forest
Rueben Bain Jr., EDGE, Miami

Sports Illustrated Midseason All-Americans

First Team

Rueben Bain Jr., DL, Miami
Caullin Lacy, PR, Louisville

Second Team

Malachi Toney, WR, Miami
Francis Mauigoa, OL, Miami
Brady Wilson, OL, Virginia
Clev Lubin, DL, Louisville
Akheem Mesidor, DL, Miami
Aidan Birr, K, Georgia Tech
Hollywood Smothers, AP, NC State

Athlon Sports Midseason All-America Team

First Team

Brian Parker II, OL, Duke
Francis Mauigoa, OL, Miami
Rueben Bain Jr., DL, Miami

Second Team

Hollywood Smothers, RB, NC State
Keylan Rutledge, OL, Georgia Tech
Akheem Mesidor, DL, Miami
Aidan Birr, K, Georgia Tech
Caullin Lacy, PR, Louisville

On3 Sports Midseason True Freshman All-American Team

Nate Sheppard, RB, Duke
Malachi Toney, WR, Miami
Spike Sowells, OL, NC State
Mandrell Desir, DL, Florida State
Antoine Deslauriers, LB, Syracuse
Bryce Fitzgerald, DB, Miami

MIDSEASON AWARD WATCH LISTS

Bear Bryant Award Midseason Watch List

Brent Key, Georgia Tech
Mario Cristobal, Miami
Tony Elliott, Virginia

Butkus Award Semifinalist

Kam Robinson, Virginia

Dodd Trophy Midseason Watch List

Brent Key, Georgia Tech
Jeff Brohm, Louisville
Mario Cristobal, Miami
Tony Elliott, Virginia

Joe Moore Award Midseason Honor Roll

Duke
Florida State
Georgia Tech
Miami

Lott IMPACT Trophy Quarterfinalists

Rueben Bain Jr., Edge, Miami

Lombardi Award Semifinalists

Keylan Rutledge, OG, Georgia Tech
Rueben Bain Jr., DE, Miami

Lombardi Award Midseason Watch List

Sammy Brown, LB, Clemson
Blake Miller, OT, Clemson
TJ Parker, DE, Clemson
Peter Woods, DT, Clemson
Brian Parker II, OT, Duke
Keylan Rutledge, OG, Georgia Tech
Rueben Bain Jr., DE, Miami
Francis Mauigoa, OT, Miami
Kyle Louis, LB, Pitt
Mitchell Melton, DE, Virginia

Shaun Alexander Freshman of the Year Watch List

Midseason Additions

Jaron-Keawe Sagapolutele, QB, California
Luke Ferrelli, LB, California
Nate Sheppard, RB, Duke
Antoine Deslauriers, LB, Syracuse

Maxwell Award Watch List Midseason Additions

Hollywood Smothers, RB, NC State

Bednarik Award Watch List Midseason Additions

Hezekiah Masses, CB, California

Biletnikoff Award Watch List Midseason Additions

Cooper Barkate, WR, Duke
Duce Robinson, WR, Florida State

Jet Award Midseason Watch List

Jacob de Jesus, WR, California
Caullin Lacy, WR, Louisville
Cam Ross, WR, Virginia

Johnny Unitas Golden Arm Award Top 25

Darian Mensah, QB, Duke
Tommy Castellanos, QB, Florida State
Haynes King, QB, Georgia Tech
Miller Moss, QB, Louisville
Carson Beck, QB, Miami
Chandler Morris, QB, Virginia

Manning Award Midseason Watch List Additions

Darian Mensah, QB, Duke
Carson Beck, QB, Miami

The Pony Express Award Midseason Watch List

Vincent Anthony Jr. / Wesley Williams - Duke
Haynes King / Jamal Haynes / Malachi Hosley - GT
D'Angelo Hutchinson / TJ Quinn / Clev Lubin - Louisville
Rueben Bain Jr. / Akheem Mesidor - Miami
Kyle Louis / Rasheem Biles - Pitt

Jim Thorpe Award Semifinalists

Avieon Terrell, CB, Clemson
Keionte Scott, CB, Miami

ACC COMMUNICATIONS STAFF

620 South Tryon Street, Suite 1200 • Charlotte, NC 28202

Amy Yakola Chief Communications Officer
ayakola@theacc.org 336-337-4893 (cell)

Kevin Davis Vice President, Sports Communications
kdavis@theacc.org 704-974-9095 (cell)

Andy Fledderjohann Senior Director, Sports Communications
afledder@theacc.org 434-906-0075 (cell)

Brandon McGinnis Director, Communications
bmcginnis@theacc.org 803-370-6996 (cell)

Jon Opiela Manager, Communications
jopiela@theacc.org 815-302-5399 (cell)

Bailey Grossetti Manager, Communications
bgrossetti@theacc.org 412-944-3329 (cell)

Abby Hansen Manager, Communications & Public Relations
ahansen@theacc.org 704-936-0503 (office)

THEACC.COM

The Atlantic Coast Conference's official website – theACC.com – is the source for complete conference football information. The media section of the website (theACC.com/media) offers additional information for use by members of the media, including access to the ACC Box folder, which contains conference and school logos and images from ACC events and championships.

ACC MEDIA PORTAL

Press Conferences and ACC Events: The ACC will continue to provide video from a variety of press conferences and select ACC Championship footage throughout the athletic year. **Game highlights from regular season football and basketball games will no longer be provided.** Previous accounts to the ACC Media Portal will no longer be active. If you are interested in access to the new ACC Media Portal, please contact Kevin Davis (kdavis@theacc.org) to gain access and for additional information. The use of ACC Championship highlights provided through the ACC Media Portal remains subject to all restrictions as outlined in the ACC News Access Guidelines. Thanks for your continued support of the Atlantic Coast Conference.

ACC SOCIAL MEDIA

You can follow the ACC on social media:
Instagram (@accsports), Twitter (@theACC and @ACCFootball) and Facebook (facebook.com/theACC).

COLLEGEPRESSBOX.COM

Collegepressbox.com is the official media website for NCAA Division I football. Access and download game notes, quotes, statistics, media guides, headshots, logos and more for all FBS schools, conferences, postseason games, awards and the College Football Playoff. For access, please register for an account at collegepressbox.com/register.

collegepressbox
SINCE 2005 EVERYTHING BUT THE PREGAME MEAL

IMPORTANT DATES FOR COVERING ACC FOOTBALL

Saturday, August 23

- The 2025 football season kicks off in Week 0 beginning with Stanford at Hawai'i on CBS.

Tuesday, September 2

- The first ACC Player of the Week Awards will be announced.
- * After week one, ACC Player of the Week honors will be announced on Tuesday at 2 p.m. ET due to a Labor Day game on Monday night.
- Each week of the 2025 season, the ACC Player of the Week honors are announced on Monday at 2 p.m. ET.

Monday, November 3

- The ACC Football Championship Game credential application website opens.

Sunday, November 30

- The ACC Football Championship Game participating coaches teleconference - TBD
- All-ACC Football Team voting ends at 5 p.m. ET
- The deadline for media credential applications to the 2025 ACC Football Championship Game is at 5 p.m. ET

Monday, December 1 - Thursday, December 4

- ACC awards will be announced during the week following the conclusion of the regular season.
- The following awards will be announced:
 - Jacobs Blocking Trophy
 - Jim Tatum Award (Top Football Scholar-Athlete)
 - Brian Piccolo Award (Most Courageous Football Student-Athlete)
 - All-ACC Football Teams
 - ACC Offensive, Defensive and Overall Rookies of the Year
 - ACC Offense, Defensive and Overall Players of the Year
 - ACC Coach of the Year

Friday, December 5

- ACC Football Championship Game Press Conference (participating coaches) - TBD

Saturday, December 6

- 2025 ACC Football Championship Game
Bank of America Stadium, Charlotte, N.C. - 8 p.m. ET (ABC)



COLLEGE FOOTBALL PLAYOFF

OVERVIEW

The College Football Playoff (CFP) is a postseason event to determine college football's national champion on the field, while emphasizing the significance of college football's unique regular season where every game counts.

RANKINGS

The selection committee ranks the schools based on the members' evaluation of their performance on the field, using conference championships won, strength of schedule, head-to-head results, and comparison of results against common opponents.

THE BRACKET

The format of the College Football Playoff is built on a 12-team bracket. The 12 participating schools are the five conference champions ranked highest by the CFP selection committee, plus the next seven highest-ranked teams. The four highest-ranked schools will be seeded 1-4 and will receive a first-round bye. The remaining teams, including the fifth conference champion, will be seeded 5-12 based on their final ranking.

TRADITION

The New Year's holiday period and bowl games belong to college football. This season following the CFP First Round games on campus, the four Playoff Quarterfinal games will be played in the Cotton Bowl Classic, Orange Bowl, Rose Bowl Game and Sugar Bowl. The following week, the Fiesta Bowl and Peach Bowl will host the Playoff Semifinals.

CHAMPIONSHIP MONDAY

The two teams that win the Playoff Semifinals compete for the College Football Playoff National Championship. The national championship game is in a different city each year, always on a Monday night.

UNIVERSAL ACCESS

Every Football Bowl Subdivision (FBS) team has equal access to the College Football Playoff based on its performance during the regular season. No team automatically qualifies.

GOVERNANCE

University presidents and chancellors from all 10 FBS conferences and Notre Dame serve as the board of managers and govern the administrative operations, with commissioners and Notre Dame athletics director (the Management Committee) managing the event. A small staff in the CFP office in Irving, Texas, carries out the day-to-day responsibilities.

SELECTION COMMITTEE

A talented group of 13 high-integrity individuals with experience as coaches, student-athletes, college administrators and journalists, along with sitting athletics directors, comprise the selection committee. Members of the committee are Chris Ault, Troy Dannen, Mark Dantonio, Jeff Long, Ivan Maisel, Chris Massaro, Randall McDaniel, Mack Rhoades (chair), Mike Riley, David Saylor, Wesley Walls, Carla Williams and Hunter Yurachek.

SELECTION COMMITTEE RESPONSIBILITIES

Rank the top 25 teams, assign the schools to the 12-team playoff bracket and assign the Playoff Quarterfinal and Playoff Semifinal bowl sites.

2026
NATIONAL CHAMPIONSHIP
JANUARY 19 | MIAMI

BOSTON COLLEGE

Web: BCEagles.com
Mailing & Shipping: 238 Conte Forum, 140 Commonwealth Ave., Chestnut Hill, MA 02467
Office Phone: 617-552-3004
Primary Football Contact: Lucas Smith, smitlu@bc.edu, 781-775-5263
Secondary Football Contact: TBA
X: @BCEagles; @BCFootball
Weekly Press Conference: Tuesday at 11 a.m. ET



CALIFORNIA

Web: CalBears.com
Mailing & Shipping: California Memorial Stadium #4426, Berkeley, CA 94720-4426
Office Phone: 510-642-3857
Primary Football Contact: Tyler Timm, ttimm@berkeley.edu, 269-689-0616
Secondary Football Contact: Cailyn Genewick, cailyngenewick@berkeley.edu, 310-994-9516
Tertiary Football Support: Kyle McRae, mcrake@berkeley.edu, 510-219-9340 (credentials)
X: @CalAthletics; @CalFootball; @CalFootballPR
Weekly Press Conference: Tuesday at 2 p.m. ET




CLEMSON

Web: ClemsonTigers.com
Mailing: PO Box 31, Clemson, SC 29633
Shipping: 100 Perimeter Road/Jervay Athletic Center, Clemson, SC 29634
Shipping (Football): 100 Reeves Way, Clemson, SC 29634
Primary Football Contact: Ross Taylor, rt5@clemson.edu, 972-741-7778
Secondary Football Contact: Brian Hennessy, bhennes@clemson.edu, 864-986-9046
X: @ClemsonTigers; @ClemsonFB
Weekly Press Conference: Tuesday at 11 a.m. ET




DUKE

Web: GoDuke.com
Mailing: Box 90557, Durham, NC 27708-0557
Shipping: Scott Family Athletics Performance Center, Room 364, 110 Whitford Drive, Durham, NC 27708
Primary Football Contact: Sarah Feters, sarah.feters@duke.edu, 984-209-9104
Secondary Football Contact: Colleen Gunning, colleen.gunning@duke.edu, 919-491-1939
Tertiary Football Support: Henry Skutt, henry.skutt@duke.edu, 984-287-9011
X: @DukeAthletics; @DukeFootball
Weekly Press Conference: Monday at 1 p.m. ET



FLORIDA STATE

Web: Seminoles.com
Mailing: PO Box 2195, Tallahassee, FL 32304
Shipping: 403 Stadium Drive West, D0107, Tallahassee, FL 32306
Office Phone: 850-645-7683
Primary Football Contact: Derek Satterfield, dsatterfield@fsu.edu, 850-228-7204
Secondary Football Contact: Steven McCartney, smccartney@fsu.edu, 850-322-6711
X: @Seminoles; @FSUFootball
Weekly Press Conference: Monday at 11:30 a.m. ET



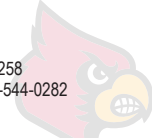
GEORGIA TECH

Web: RamblinWreck.com
Mailing & Shipping: 177 North Ave. NW, Atlanta, GA 30332
Office Phone: 404-894-5445
Primary Football Contact: Mike Flynn, mflynn@athletics.gatech.edu, 828-964-6406
Secondary Football Contact: Anthony Brandt, abrands@athletics.gatech.edu, 817-757-6979
X: @GTAthletics; @GeorgiaTechFB
Weekly Press Conference: Tuesday at approximately 11:30 a.m. ET




LOUISVILLE

Web: GoCards.com
Mailing & Shipping: 2100 S. Floyd Street, Louisville, KY 40208
Office Phone: 502-852-6581
Primary Football Contact: Rocco Gasparro, rocco@gocards.com, 502-262-2258
Secondary Football Contact: Stephen Williams, stephen@gocards.com, 502-544-0282
X: @GoCards; @UofLFootball
Weekly Press Conference: Monday at 11 a.m. ET



MIAMI

Web: MiamiHurricanes.com
Mailing & Shipping: 5821 San Amaro Drive, Coral Gables, FL 33146
Office Phone: 305-284-3244
Primary Football Contact: Camron Ghorbi, cghorbi@miami.edu, 786-877-7329
Secondary Football Contact: James Knable, jamesknable@miami.edu, 412-316-6919
X: @MiamiHurricanes; @CanesFootball
Weekly Press Conference: Monday at 1 p.m. ET



NORTH CAROLINA

Web: GoHeels.com
Mailing: PO Box 2126, Chapel Hill, NC 27514
Shipping: Kenan Football Center, 1 Stone Center Dr., Chapel Hill, NC 27514
Office Phone: 919-966-2575
Primary Football Contact: Justin Wilson, juwilson@unc.edu, 336-660-8584
Secondary Football Contact: Jordan Green, jordan.green@unc.edu, 419-571-7460
X: @GoHeels; @UNCFootball
Weekly Press Conference: TBA



NC STATE

Web: GoPack.com
Mailing: Campus Box 8504, Raleigh, NC 27607
Shipping: Murphy Football Center, 4600 Trinity Road, Raleigh, NC 27607
Office Phone: 919-515-1181
Primary Football Contact: Annabelle Myers, amyers@ncsu.edu, 919-819-8302
Secondary Football Contact: Brandon Mostyn, bamostyn@ncsu.edu, 248-836-8364
X: @PackAthletics; @PackFootball
Weekly Press Conference: Monday at noon ET



PITT

Web: PittsburghPanthers.com
Mailing: PO Box 7436, Pittsburgh, PA 15213-0436
Shipping: Petersen Events Center, 3719 Terrace Street, Pittsburgh, Pa. 15261
Office Phone: 412-648-8420
Primary Football Contact: Mike Annarella, mannarella@athletics.pitt.edu, 412-618-8977
Secondary Football Contact: Dominic Pasquale, dpasquale@athletics.pitt.edu, 724-822-4641
X: @Pitt_ATHLETICS; @Pitt_FB
Weekly Press Conference: Monday at noon ET




SMU

Web: SMUMustangs.com
Mailing: PO Box 750315, Dallas, Texas 75275
Shipping: 5800 Ownby Drive, Dallas, Texas 75275
Office Phone: 214-768-2883
Primary Football Contact: Chris Smith, christopersmith@smu.edu, 720-272-6760
Secondary Football Contact: Herman Hudson, hermanh@smu.edu, 214-768-1304
X: @SMUMustangs; @SMUFB
Weekly Press Conference: Tuesday at 11:30 a.m. ET



STANFORD

Web: GoStanford.com
Mailing & Shipping: Arrillaga Family Sports Center, 641 East Campus Drive, Stanford, CA 94305
Office Phone: 650-906-1211
Primary Football Contact: Brian Brownfield, brianb88@stanford.edu, 650-387-9430
Secondary Football Contact: Maddie Gotreau, mhgotreau@stanford.edu, 650-512-9317
X: @GoStanford; @StanfordFball
Weekly Press Conference: TBA



SYRACUSE

Web: Cuse.com
Mailing & Shipping: John A. Lally Athletic Complex, 1077 Comstock Ave. Syracuse, NY 13244
Office Phone: 315-443-2608
Primary Football Contact: Tyler Cady, tpcady@syr.edu, 315-941-6569
Secondary Football Contact: Susie Mehringer, skmehringer@syr.edu
X: @Cuse; @CuseFootball
Weekly Press Conference: Monday at 1 p.m. ET




VIRGINIA

Web: VirginiaSports.com
Mailing: PO Box 400853, Charlottesville, VA 22904-4853
Shipping: 295 Massie Road, Charlottesville, VA 22903
Office Phone: 434-982-5500
Primary Football Contact: Scott Fitzgerald, s.fitzgerald@virginia.edu, 908-246-6818
Secondary Football Contact: Patrick Boling, pboling@virginia.edu, 434-227-6008
X: @VirginiaSports; @UVAFootball
Weekly Press Conference: Tuesday at 1 p.m. ET



VIRGINIA TECH

Web: HokieSports.com
Mailing & Shipping: 401 Cassell Coliseum - 675 Washington Street SW, Blacksburg, VA 24061
Office Phone: 540-314-2357
Primary Football Contact: Travis Wells, twwells@vt.edu, 540-314-2357
Secondary Football Contact: Mike Skovan, mskovan@vt.edu, 845-204-1777
X: @hokiesports; @HokiesFB
Weekly Press Conference: Tuesday at Noon ET



WAKE FOREST

Web: GoDeacs.com
Mailing & Shipping: 475 Deacon Blvd, McCreary Tower, Gold Lobby, Winston-Salem, NC 27105
Office Phone: 336-758-5640
Primary Football Contact: Will Pantages, pantagw@wfu.edu, 352-275-3398
Secondary Football Contact: Andrew Kovar, kovara@wfu.edu, 224-456-3152
X: @DemonDeacons; @WakeFB
Weekly Press Conference: Monday at 1 p.m. ET



BOSTON COLLEGE (1-8, 0-5 ACC)		
Date	Opponent	
Aug. 30	Fordham	W, 66-10
Sept. 6	at Michigan State	L, 40-42 (2OT)
Sept. 13	at Stanford *	L, 20-30
Sept. 20	OPEN	
Sept. 27	California *	L, 24-28
Oct. 4	at Pitt *	L, 7-48
Oct. 11	Clemson *	L, 10-41
Oct. 18	UConn	L, 23-38
Oct. 25	at #19 Louisville *	L, 24-38
Nov. 1	#12 Notre Dame	L, 10-25
Nov. 8	SMU *	Noon ET ACCN
Nov. 15	Georgia Tech *	3:30 p.m. ET ACCN
Nov. 22	OPEN	
Nov. 29	at Syracuse *	

CALIFORNIA (5-4, 2-3 ACC)		
Date	Opponent	
Aug. 30	at Oregon State	W, 34-15
Sept. 6	Texas Southern	W, 35-3
Sept. 13	Minnesota	W, 27-14
Sept. 20	at San Diego State	L, 0-34
Sept. 27	at Boston College *	W, 28-24
Oct. 4	Duke *	L, 21-45
Oct. 11	OPEN	
Oct. 17	North Carolina *	W, 21-18
Oct. 24	at Virginia Tech *	L, 34-42 (2OT)
Nov. 1	#15 Virginia *	L, 21-31
Nov. 8	at #15 Louisville *	7 p.m. ET ESPN2
Nov. 15	OPEN	
Nov. 22	at Stanford *	
Nov. 29	SMU *	

CLEMSON (3-5, 2-4 ACC)		
Date	Opponent	
Aug. 30	#9 LSU	L, 10-17
Sept. 6	Troy	W, 27-16
Sept. 13	at Georgia Tech *	L, 21-24
Sept. 20	Syracuse *	L, 21-34
Sept. 27	OPEN	
Oct. 4	at North Carolina *	W, 38-10
Oct. 11	at Boston College *	W, 41-10
Oct. 18	SMU *	L, 24-35
Oct. 25	OPEN	
Nov. 1	Duke *	L, 46-45
Nov. 8	Florida State *	7 p.m. ET ACCN
Nov. 14	at Louisville *	7:30 p.m. ET ESPN
Nov. 22	Furman	
Nov. 29	at South Carolina	Noon ET ABC or ESPN

DUKE (5-3, 4-1 ACC)		
Date	Opponent	
Aug. 28	Elon	W, 45-17
Sept. 6	#11 Illinois	L, 19-45
Sept. 13	at Tulane	L, 27-34
Sept. 20	NC State *	W, 45-33
Sept. 27	at Syracuse *	W, 38-3
Oct. 4	at California *	W, 45-21
Oct. 11	OPEN	
Oct. 18	#12 Georgia Tech *	L, 18-27
Oct. 25	OPEN	
Nov. 1	at Clemson *	W, 46-45
Nov. 8	at UConn	3:30 p.m. ET CBSSN
Nov. 15	Virginia *	3:30 p.m. ET ESPN or ESPN2
Nov. 22	at North Carolina *	
Nov. 29	Wake Forest *	

FLORIDA STATE (4-4, 1-4 ACC)		
Date	Opponent	
Aug. 30	#8 Alabama	W, 31-17
Sept. 6	East Texas A&M	W, 77-3
Sept. 13	OPEN	
Sept. 20	Kent State	W, 66-10
Sept. 26	at Virginia *	L, 38-46 (2OT)
Oct. 4	#3 Miami *	L, 22-28
Oct. 11	Pitt *	L, 31-34
Oct. 18	at Stanford *	L, 13-20
Oct. 25	OPEN	
Nov. 1	Wake Forest *	W, 42-7
Nov. 8	at Clemson *	7 p.m. ET ACCN
Nov. 15	Virginia Tech *	7:30 p.m. ET ACCN
Nov. 21	at NC State *	8 p.m. ET ESPN
Nov. 29	at Florida	

GEORGIA TECH (8-1, 5-1 ACC)		
Date	Opponent	
Aug. 29	at Colorado	W, 27-20
Sept. 6	Gardner-Webb	W, 59-12
Sept. 13	#12 Clemson *	W, 24-21
Sept. 20	Temple	W, 45-24
Sept. 27	at Wake Forest *	W, 30-29 (OT)
Oct. 4	OPEN	
Oct. 11	Virginia Tech *	W, 35-20
Oct. 18	at Duke *	W, 27-18
Oct. 25	Syracuse *	W, 41-16
Nov. 1	at NC State *	L, 36-48
Nov. 8	OPEN	
Nov. 15	at Boston College *	3:30 p.m. ET ACCN
Nov. 22	Pitt *	
Nov. 28	Georgia	3:30 p.m. ET ABC

LOUISVILLE (7-1, 4-1 ACC)		
Date	Opponent	
Aug. 30	Eastern Kentucky	W, 51-17
Sept. 5	James Madison	W, 28-14
Sept. 13	OPEN	
Sept. 20	Bowling Green	W, 40-17
Sept. 27	at Pitt *	W, 34-27
Oct. 4	#24 Virginia *	L, 27-30 (OT)
Oct. 11	OPEN	
Oct. 17	at #2 Miami *	W, 24-21
Oct. 25	Boston College *	W, 38-24
Nov. 1	at Virginia Tech *	W, 28-16
Nov. 8	California *	7 p.m. ET ESPN2
Nov. 14	Clemson *	7:30 p.m. ET ESPN
Nov. 22	at SMU *	
Nov. 29	Kentucky	

MIAMI (6-2, 2-2 ACC)		
Date	Opponent	
Aug. 31	#6 Notre Dame	W, 27-24
Sept. 6	Bethune-Cookman	W, 45-3
Sept. 13	#18 South Florida	W, 49-12
Sept. 20	Florida	W, 26-7
Sept. 27	OPEN	
Oct. 4	at #18 Florida State *	W, 28-22
Oct. 11	OPEN	
Oct. 17	Louisville *	L, 21-24
Oct. 25	Stanford *	W, 42-7
Nov. 1	at SMU *	L, 20-26 (OT)
Nov. 8	Syracuse *	3:30 p.m. ET ESPN
Nov. 15	NC State *	3:30 p.m. ET ESPN or ESPN2
Nov. 22	at Virginia Tech *	
Nov. 29	at Pitt *	

NORTH CAROLINA (3-5, 1-3 ACC)		
Date	Opponent	
Sept. 1	TCU	L, 14-48
Sept. 6	at Charlotte	W, 20-3
Sept. 13	Richmond	W, 41-6
Sept. 20	at UCF	L, 9-34
Sept. 27	OPEN	
Oct. 4	Clemson *	L, 10-38
Oct. 11	OPEN	
Oct. 17	at California *	L, 18-21
Oct. 25	#16 Virginia *	L, 16-17 (OT)
Oct. 31	at Syracuse *	W, 27-10
Nov. 8	Stanford *	4:30 p.m. ET The CW
Nov. 15	at Wake Forest *	4:30 p.m. ET The CW
Nov. 22	Duke *	
Nov. 29	at NC State *	

NC STATE (5-4, 2-3 ACC)		
Date	Opponent	
Aug. 28	East Carolina	W, 24-17
Sept. 6	Virginia	W, 35-31
Sept. 11	at Wake Forest *	W, 34-24
Sept. 20	at Duke *	L, 33-45
Sept. 27	Virginia Tech *	L, 21-23
Oct. 4	Campbell	W, 56-10
Oct. 11	at #16 Notre Dame	L, 7-36
Oct. 18	OPEN	
Oct. 25	at Pitt *	L, 34-53
Nov. 1	#8 Georgia Tech *	W, 48-36
Nov. 8	OPEN	
Nov. 15	at Miami *	3:30 p.m. ET ESPN or ESPN2
Nov. 21	Florida State *	8 p.m. ET ESPN
Nov. 29	North Carolina *	

PITT (7-2, 5-1 ACC)		
Date	Opponent	
Aug. 30	Duquesne	W, 61-9
Sept. 6	Central Michigan	W, 45-17
Sept. 13	at West Virginia	L, 24-31 (OT)
Sept. 20	OPEN	
Sept. 27	Louisville *	L, 27-34
Oct. 4	Boston College *	W, 48-7
Oct. 11	at #25 Florida State *	W, 34-31
Oct. 18	at Syracuse *	W, 30-13
Oct. 25	NC State *	W, 53-34
Nov. 1	at Stanford *	W, 35-20
Nov. 8	OPEN	
Nov. 15	Notre Dame	Noon ET ABC or ESPN
Nov. 22	at Georgia Tech *	
Nov. 29	Miami *	

SMU (6-3, 4-1 ACC)		
Date	Opponent	
Aug. 30	East Texas A&M	W, 42-13
Sept. 6	Baylor	L, 45-48 (2OT)
Sept. 13	at Missouri State	W, 28-10
Sept. 20	at TCU	L, 24-35
Sept. 27	OPEN	
Oct. 4	Syracuse *	W, 31-18
Oct. 11	Stanford *	W, 34-10
Oct. 18	at Clemson *	W, 35-24
Oct. 25	at Wake Forest *	L, 12-13
Nov. 1	#10 Miami *	W, 26-20 (OT)
Nov. 8	at Boston College *	Noon ET ACCN
Nov. 15	OPEN	
Nov. 22	Louisville *	
Nov. 29	at California *	

*denotes ACC game

2025 TEAM-BY-TEAM SCHEDULES



STANFORD (3-6, 2-4 ACC)		
Date	Opponent	
Aug. 23	at Hawai'i	L, 20-23
Aug. 30	OPEN	
Sept. 6	at BYU	L, 3-27
Sept. 13	Boston College *	W, 30-20
Sept. 20	at Virginia *	L, 20-48
Sept. 27	San José State	W, 30-29
Oct. 4	OPEN	
Oct. 11	at SMU *	L, 10-34
Oct. 18	Florida State *	W, 20-13
Oct. 25	at #9 Miami *	L, 7-42
Nov. 1	Pitt *	L, 20-35
Nov. 8	at North Carolina *	4:30 p.m. ET The CW
Nov. 15	OPEN	
Nov. 22	California *	
Nov. 29	Notre Dame	

SYRACUSE (3-6, 1-5 ACC)		
Date	Opponent	
<i>Aflac Kickoff Game - Atlanta, Ga.</i>		
Aug. 30	vs. #24 Tennessee	L, 26-45
Sept. 6	UConn	W, 27-20 (OT)
Sept. 12	Colgate	W, 66-24
Sept. 20	at Clemson *	W, 34-21
Sept. 27	Duke *	L, 3-38
Oct. 4	at SMU *	L, 18-31
Oct. 11	OPEN	
Oct. 18	Pitt *	L, 13-30
Oct. 25	at #7 Georgia Tech *	L, 16-41
Oct. 31	North Carolina *	L, 10-27
Nov. 8	at #18 Miami *	3:30 p.m. ET ESPN
Nov. 15	OPEN	
Nov. 22	at Notre Dame	3:30 p.m. ET NBC
Nov. 29	Boston College *	

VIRGINIA (8-1, 5-0 ACC)		
Date	Opponent	
Aug. 30	Coastal Carolina	W, 48-7
Sept. 6	at NC State	L, 31-35
Sept. 13	William & Mary	W, 55-16
Sept. 20	Stanford *	W, 48-20
Sept. 26	#8 Florida State *	W, 46-38 (2OT)
Oct. 4	at Louisville *	W, 30-27 (OT)
Oct. 11	OPEN	
Oct. 18	Washington State	W, 22-20
Oct. 25	at North Carolina *	W, 17-16 (OT)
Nov. 1	at California *	W, 31-21
Nov. 8	Wake Forest *	7 p.m. ET ESPN
Nov. 15	at Duke *	3:30 p.m. ET ESPN or ESPN2
Nov. 22	OPEN	
Nov. 29	Virginia Tech *	

VIRGINIA TECH (3-6, 2-3 ACC)		
Date	Opponent	
<i>Aflac Kickoff Game - Atlanta, Ga.</i>		
Aug. 31	vs. #13 South Carolina	L, 11-24
Sept. 6	Vanderbilt	L, 20-44
Sept. 13	Old Dominion	L, 26-45
Sept. 20	Wofford	W, 38-6
Sept. 27	at NC State *	W, 23-21
Oct. 4	Wake Forest *	L, 23-30
Oct. 11	at #13 Georgia Tech *	L, 20-35
Oct. 18	OPEN	
Oct. 24	California *	W, 42-34 (2OT)
Nov. 1	#16 Louisville *	L, 16-28
Nov. 8	OPEN	
Nov. 15	at Florida State *	7:30 p.m. ET ACCN
Nov. 22	Miami *	
Nov. 29	at Virginia *	

WAKE FOREST (5-3, 2-3 ACC)		
Date	Opponent	
Aug. 29	Kennesaw State	W, 10-9
Sept. 6	Western Carolina	W, 42-10
Sept. 11	NC State *	L, 24-34
Sept. 20	OPEN	
Sept. 27	#16 Georgia Tech *	L, 29-30 (OT)
Oct. 4	at Virginia Tech *	W, 30-23
Oct. 11	at Oregon State	W, 39-14
Oct. 18	OPEN	
Oct. 25	SMU *	L, 13-12
Nov. 1	at Florida State *	L, 7-42
Nov. 8	at #14 Virginia *	7 p.m. ET ESPN
Nov. 15	North Carolina *	4:30 p.m. ET The CW
Nov. 22	Delaware	
Nov. 29	at Duke *	

* Denotes ACC game.
Games remain subject to change.



ACC TIEBREAKER POLICY

The Atlantic Coast Conference Football Champion will be decided by a game between the top two (2) post-season eligible teams. The two teams with the highest percentage of wins during all regular-season Conference competition shall play in the Championship Game. If three (3) or more such teams are tied with the highest percentage of wins or two (2) or more teams are tied with the second highest percentage of wins, the following tiebreaker procedure shall be administered to determine the representative(s) in the Championship Game. The team with the highest win percentage, either outright or after application of the tiebreaker, shall be declared the home team for the Championship Game.

Two-Team Tie

- Head-to-head competition between the two tied teams.
- Win-percentage against all common opponents.
- Win-percentage against common opponents based upon their order of finish (overall conference win-percentage, with ties broken) and proceeding through other common opponents based upon their order of finish.
- Combined win-percentage of conference opponents.
- The tied team with the higher ranking by the Team Rating Score metric provided by SportSource Analytics following the conclusion of regular-season games.
- The participant shall be chosen by a draw as administered by the Commissioner or Commissioner's designee.

Three (or More) Team Tie

The three (or more) team tiebreaker procedure will be used to either (a) identify one championship game participant, (b) identify both championship game participants, or (c) eliminate team(s) from the tie. If the administration of the three (or more) team tiebreaker results in the elimination of team(s) from the tie, teams remain tied, and both championship game participants have not been determined, the tiebreaker procedure will restart for remaining tied teams.

- Combined head-to-head win-percentage among the tied teams if all tied teams are common opponents.
- If all tied teams are not common opponents, the tied team that defeated each of the other tied teams.
- If all tied teams are not common opponents and no tied team defeated each of the other tied teams, but a tied team lost to each of the other tied teams, such team shall be eliminated and removed from the tie.
- Win-percentage against all common opponents.
- Win-percentage against common opponents based upon their order of finish (overall conference win-percentage, with ties broken) and proceeding through other common opponents based upon their order of finish.
- Combined win-percentage of conference opponents.
- The tied team with the highest ranking by the Team Rating Score metric provided by SportSource Analytics following the conclusion of regular season games.
- The participant shall be chosen by a draw as administered by the Commissioner or Commissioner's designee.

Conference games against otherwise post-season ineligible teams will always be counted in the league standings and in application of the tie-breaker procedure.



WEEK 0

Saturday, Aug. 23

Stanford 20 at Hawai'i 23 7:30 p.m. ET | CBS

WEEK 1

Thursday, Aug. 28

East Carolina 17 at NC State 24 7 p.m. ET | ACCN
Elon 17 at Duke 45 7:30 p.m. ET | ACCNX

Friday, Aug. 29

Kennesaw State 9 at Wake Forest 10 7 p.m. ET | ACCN
Georgia Tech 27 at Colorado 20 8 p.m. ET | ESPN

Saturday, Aug. 30

Aflac Kickoff Game - Atlanta, Ga.
Syracuse 26 vs. #24 Tennessee 45 Noon ET | ABC
Duke 9 at Pitt 61 Noon ET | ACCN
Fordham 10 at Boston College 66 2 p.m. ET | ACCNX
Eastern Kentucky 17 at Louisville 51 3 p.m. ET | ACCN
#8 Alabama 17 at Florida State 31 3:30 p.m. ET | ABC
Coastal Carolina 7 at Virginia 48 6 p.m. ET | ACCN
#9 LSU 17 at #4 Clemson 10 7:30 p.m. ET | ABC
East Texas A&M 13 at SMU 42 9 p.m. ET | ACCN
California 34 at Oregon State 15 10:30 p.m. ET | ESPN

Sunday, Aug. 31

Aflac Kickoff Game - Atlanta, Ga.
Virginia Tech 11 vs. #13 S. Carolina 24 3 p.m. ET | ESPN
#6 Notre Dame 24 at #10 Miami 27 7:30 p.m. ET | ABC

Monday, Sept. 1

TCU 14 at North Carolina 48 8 p.m. ET | ESPN
Open: Stanford

WEEK 2

Friday, Sept. 5

James Madison 14 at Louisville 28 7 p.m. ET | ESPN2

Saturday, Sept. 6

#11 Illinois 45 at Duke 19 Noon ET | ESPN
Virginia 31 at NC State 35 Noon ET | ESPN2
Central Michigan 17 at Pitt 45 Noon ET | ESPN
E. Texas A&M 3 at #14 Florida State 77 Noon ET | ACCN
Baylor 48 at #17 SMU 45 (2OT) Noon ET | The CW
UConn 20 at Syracuse 27 (OT) Noon ET | ACCNX
W. Carolina 10 at Wake Forest 42 2 p.m. ET | ACCNX
Troy 16 at #8 Clemson 27 3:30 p.m. ET | ACCN
G-Webb 12 at Georgia Tech 59 3:30 p.m. ET | ACCNX
Texas Southern 3 at California 35 6 p.m. ET | ACCNX
North Carolina 20 at Charlotte 3 7 p.m. ET | ESPN+
Bethune-Cookman 3 at #5 Miami 45 7 p.m. ET | ACCNX
Boston College 40 at Mich. State 42 (2OT) 7:30 p.m. ET | NBC
Vanderbilt 44 at Virginia Tech 20 7:30 p.m. ET | ACCN
Stanford 3 at BYU 27 10:15 p.m. ET | ESPN

WEEK 3

Thursday, Sept. 11

NC State 34 at Wake Forest 24 * 7:30 p.m. ET | ESPN

Friday, Sept. 12

Colgate 24 at Syracuse 66 7 p.m. ET | ACCN

Saturday, Sept. 13

#12 Clemson 21 at Georgia Tech * 24 Noon ET | ESPN
William & Mary 16 at Virginia 55 Noon ET | ACCN
Pitt 24 at West Virginia 31 (OT) 3:30 p.m. ET | ESPN
Richmond 6 at North Carolina 41 3:30 p.m. ET | ACCN
SMU 28 at Missouri State 10 3:30 p.m. ET | CBSSN
#18 South Florida 12 at #5 Miami 49 4:30 p.m. ET | The CW
Old Dominion 45 at Virginia Tech 26 7 p.m. ET | ACCN
Duke 27 at Tulane 34 8 p.m. ET | ESPN2
Minnesota 14 at California 27 10:30 p.m. ET | ESPN
Boston College 20 at Stanford * 30 10:30 p.m. ET | ACCN
Open: Florida State, Louisville

WEEK 4

Saturday, Sept. 20

Syracuse 34 at Clemson 21 * Noon ET | ESPN
SMU 24 at TCU 35 Noon ET | ESPN2
Bowling Green 17 at Louisville 40 Noon ET | ACCN
Wofford 6 at Virginia Tech 38 Noon ET | ACCNX
North Carolina 9 at UCF 34 3:30 p.m. ET | FOX
Kent State 10 at #7 Florida State 66 3:30 p.m. ET | ACCN
NC State 33 at Duke 45 * 4 p.m. ET | ESPN2
Temple 24 at #18 Georgia Tech 45 4:30 p.m. ET | The CW
Florida 7 at #4 Miami 26 7:30 p.m. ET | ABC
Stanford 20 at Virginia 48 * 7:30 p.m. ET | ACCN
California 0 at San Diego State 34 10:30 p.m. ET | CBSSN
Open: Boston College, Pitt, Wake Forest

WEEK 5

Friday, Sept. 26

#8 Florida State 38 at Virginia 46 * (2OT) 7 p.m. ET | ESPN

Saturday, Sept. 27

#16 Georgia Tech 30 at Wake Forest 29 * (OT) Noon ET | ESPN
Louisville 34 at Pitt 27 * Noon ET | ESPN2
Duke 38 at Syracuse 3 * Noon ET | ACCN
California 28 at Boston College 24 * 3:30 p.m. ET | ACCN
Virginia Tech 23 at NC State 21 * 7 p.m. ET | The CW
San Jose State 29 at Stanford 30 7:30 p.m. ET | ACCN
Open: Clemson, Miami, North Carolina, SMU

WEEK 6

Saturday, Oct. 4

Clemson 38 at North Carolina 10 * Noon ET | ESPN
Boston College 7 at Pitt 48 * Noon ET | ACCN
Wake Forest 30 at Virginia Tech 23 * 1 p.m. ET | The CW
Campbell 10 at NC State 56 2 p.m. ET | ACCNX
#24 Virginia 30 at Louisville 27 * (ot) 3:30 p.m. ET | ESPN2
Syracuse 18 at SMU 31 * 3:30 p.m. ET | ACCN
#3 Miami 28 at #18 Florida State 22 * 7:30 p.m. ET | ABC
Duke 45 at California 21 * 10:30 p.m. ET | ESPN
Open: Georgia Tech, Stanford

WEEK 7

Saturday, Oct. 11

Pitt 34 at #25 Florida State 31 * Noon ET | ESPN
Stanford 10 at SMU 34 * Noon ET | The CW
Virginia Tech 20 at #13 Georgia Tech 35 * 3:30 p.m. ET | ACCN
NC State 7 at #16 Notre Dame 36 3:30 p.m. ET | Peacock
Wake Forest 39 at Oregon State 14 3:30 p.m. ET | The CW
Clemson 41 at Boston College 10 * 7:30 p.m. ET | ACCN
Open: California, Duke, Louisville, Miami, North Carolina, Syracuse, Virginia

WEEK 8

Friday, Oct. 17

Louisville 24 at #2 Miami 21 * 7 p.m. ET | ESPN
North Carolina 18 at California 21 * 10:30 p.m. ET | ESPN

Saturday, Oct. 18

#12 Georgia Tech 27 at Duke 18 * Noon ET | ESPN
UConn 38 at Boston College 23 Noon ET | ACCN
SMU 35 at Clemson 24 * 3:30 p.m. ET | ACCN
Washington State 20 at #18 Virginia 22 6:30 p.m. ET | The CW
Pitt 30 at Syracuse 13 * 7:30 p.m. ET | ACCN
Florida State 13 at Stanford 20 * 10:30 p.m. ET | ESPN
Open: NC State, Virginia Tech, Wake Forest

WEEK 9

Friday, Oct. 24

California 34 at Virginia Tech 42 * (2OT) 7:30 p.m. ET | ESPN

Saturday, Oct. 25

Syracuse 16 at #7 Georgia Tech 41 * Noon ET | ESPN
#16 Virginia 17 at North Carolina 16 * (OT) Noon ET | ACCN
SMU 12 at Wake Forest 13 * Noon ET | The CW
NC State 34 at Pitt 53 * 3:30 p.m. ET | ACCN
Stanford 7 at #9 Miami 42 * 7 p.m. ET | ESPN
Boston College 24 at #19 Louisville 38 * 7:30 p.m. ET | ACCN
Open: Clemson, Duke, Florida State

WEEK 10

Friday, Oct. 31

North Carolina 27 at Syracuse 10 * 7:30 p.m. ET | ESPN

Saturday, Nov. 1

#10 Miami 20 at SMU 26 * (OT) Noon ET | ESPN
Duke 46 at Clemson 45 * Noon ET | ACCN
#16 Louisville 28 at Virginia Tech 16 * 3 p.m. ET | The CW
#12 Notre Dame 25 at Boston College 10 3:30 p.m. ET | ESPN
Pitt 35 at Stanford 20 * 3:30 p.m. ET | ACCN
#15 Virginia 31 at California 21 * 3:45 p.m. ET | ESPN2
#8 Georgia Tech 36 at NC State 48 * 7:30 p.m. ET | ESPN2
Wake Forest 7 at Florida State 42 * 7:30 p.m. ET | ACCN

WEEK 11

Saturday, Nov. 8

SMU at Boston College * Noon ET | ACCN
Syracuse at #18 Miami * 3:30 p.m. ET | ESPN
Duke at UConn 3:30 p.m. ET | CBSSN
Stanford at North Carolina * 4:30 p.m. ET | The CW
Wake Forest at #14 Virginia * 7 p.m. ET | ESPN
California at #15 Louisville * 7 p.m. ET | ESPN2
Florida State at Clemson * 7 p.m. ET | ACCN
Open: Georgia Tech, NC State, Pitt, Virginia Tech

WEEK 12

Friday, Nov. 14

Clemson at Louisville * 7:30 p.m. ET | ESPN

Saturday, Nov. 15

Georgia Tech at Boston College * 3:30 p.m. ET | ACCN
Virginia at Duke * 3:30 p.m. ET | ESPN or ESPN2
Virginia Tech at Florida State * 7:30 p.m. ET | ACCN
NC State at Miami * 3:30 p.m. ET | ESPN or ESPN2
North Carolina at Wake Forest * 4:30 p.m. ET | The CW
Notre Dame at Pitt Noon ET | ABC or ESPN
Open: California, SMU, Stanford, Syracuse

WEEK 13

Friday, Nov. 21

Florida State at NC State * 8 p.m. ET | ESPN

Saturday, Nov. 22

California at Stanford * 3:30 p.m. ET | ACCN
Duke at North Carolina * 3:30 p.m. ET | ESPN
Pitt at Georgia Tech * 3:30 p.m. ET | Peacock
Louisville at SMU * 3:30 p.m. ET | ESPN
Miami at Virginia Tech * 3:30 p.m. ET | ESPN
Syracuse at Notre Dame 3:30 p.m. ET | NBC or Peacock
Furman at Clemson 3:30 p.m. ET | ESPN
Delaware at Wake Forest 3:30 p.m. ET | ESPN
Open: Boston College, Virginia

WEEK 14

Friday, Nov. 28

Georgia at Georgia Tech 3:30 p.m. ET | ABC
(at Mercedes-Benz Stadium)

Saturday, Nov. 29

Boston College at Syracuse * 3:30 p.m. ET | ABC
SMU at California * 3:30 p.m. ET | ESPN
Wake Forest at Duke * 3:30 p.m. ET | ESPN
Miami at Pitt * 3:30 p.m. ET | ESPN
North Carolina at NC State * 3:30 p.m. ET | ESPN
Virginia Tech at Virginia * 3:30 p.m. ET | ESPN
Clemson at South Carolina Noon ET | ABC or ESPN
Florida State at Florida 3:30 p.m. ET | ESPN
Kentucky at Louisville 3:30 p.m. ET | ESPN
Notre Dame at Stanford 3:30 p.m. ET | ESPN

ACC FOOTBALL CHAMPIONSHIP GAME

Saturday, Dec. 6

Bank of America Stadium - Charlotte, North Carolina
2025 ACC Championship Game 8 p.m. ET | ABC

* Denotes ACC game.
Games remain subject to change.



Bowl Game	Date	Time (ET)	Network
LA Bowl Hosted by Gronk	Saturday, Dec. 13, 2025	9 p.m.	ESPN
Union Home Mortgage Gasparilla Bowl	Friday, Dec. 19, 2025	3:30 p.m.	ESPN
Go Bowling Military Bowl	Saturday, Dec. 27, 2025	11 a.m.	ESPN
Bad Boy Mowers Pinstripe Bowl	Saturday, Dec. 27, 2025	Noon	ABC
Wasabi Fenway Bowl	Saturday, Dec. 27, 2025	2:15 p.m.	ESPN
Pop-Tarts Bowl	Saturday, Dec. 27, 2025	3:30 p.m.	ABC
TaxSlayer Gator Bowl	Saturday, Dec. 27, 2025	7:30 p.m.	ABC
JLab Birmingham Bowl	Monday, Dec. 29, 2025	2 p.m.	ESPN
Valero Alamo Bowl	Tuesday, Dec. 30, 2025	9 p.m.	ESPN
Tony the Tiger Sun Bowl	Wednesday, Dec. 31, 2025	2 p.m.	CBS
SRS Distribution Las Vegas Bowl	Wednesday, Dec. 31, 2025	3:30 p.m.	ESPN
Duke's Mayo Bowl	Friday, Jan. 2, 2026	8 p.m.	ESPN
DIRECTV Holiday Bowl	Friday, Jan. 2, 2026	8 p.m.	Fox

2024-25 College Football Playoff

Game - Location	Date	Time (ET)	Network
CFP First Round - Campus Site	Friday, Dec. 19, 2025	TBD	TBD
CFP First Round - Campus Site	Saturday, Dec. 20, 2025	TBD	TBD
CFP First Round - Campus Site	Saturday, Dec. 20, 2025	TBD	TBD
CFP First Round - Campus Site	Saturday, Dec. 20, 2025	TBD	TBD
CFP Quarterfinals - Goodyear Cotton Bowl	Wednesday, Dec. 31, 2025	7:30 p.m.	ESPN
CFP Quarterfinals - Capital One Orange Bowl	Thursday, Jan. 1, 2026	Noon	ESPN
CFP Quarterfinals - Rose Bowl Game Presented by Prudential	Thursday, Jan. 1, 2026	4 p.m.	ESPN
CFP Quarterfinals - Allstate Sugar Bowl	Thursday, Jan. 1, 2026	8 p.m.	ESPN
CFP Semifinals - Vrbo Fiesta Bowl	Thursday, Jan. 8, 2026	7:30 p.m.	ESPN
CFP Semifinals - Chick-fil-A Peach Bowl	Friday, Jan. 9, 2026	7:30 p.m.	ESPN
CFP National Championship Game - Hard Rock Stadium	Monday, Jan. 19, 2026	7:30 p.m.	ESPN

• The 12 playoff participants consist of the five highest-ranked conference champions, plus the next seven highest-ranked teams. The four highest-ranked conference champions will be seeded one through four and receive a first-round bye. The schools seeded five through eight will host those seeded nine through 12 in first-round games.

NATIONAL SUCCESS

National Championships

- The ACC won six NCAA National Championships in 2024-25 in ACC-sponsored sports. In addition, Stanford won the NCAA Women's Water Polo Championship.
 - North Carolina won the 2024 NCAA Women's Soccer Championship.
 - Virginia won the 2024-25 NCAA Women's Swimming & Diving Championship.
 - Notre Dame won the 2025 NCAA Fencing Championship.
 - Wake Forest won the 2025 NCAA Men's Tennis Championship.
 - North Carolina won the 2025 NCAA Women's Lacrosse Championship.
 - Stanford won the 2025 NCAA Women's Rowing Championship.
- The ACC has won a combined 29 NCAA titles over the last four academic years, the most by any conference in their respective league-sponsored sports.
 - ACC has won six or more national titles in each of the last four years, marking the best run in ACC history.
 - In 2022-23, the ACC won the most NCAA championships of any conference with a league-record nine.
- Over the last four years, an ACC team has had to beat another ACC team in either the NCAA semifinals or championship game 17 times.
 - In 2024-25, the ACC had multiple teams in the final four of several NCAA Championships:
 - Women's Soccer: 4 of the final 4 teams; both teams in the championship.
 - Volleyball: 2 of the final 4 teams.
 - Women's Lacrosse: 2 of the final 4 teams.
 - Men's Golf: 2 of the final 4 teams.
 - Women's Golf: 2 of the final 4 teams.
 - Women's Swimming & Diving: Top 2 teams in the team standings.
- ACC student-athletes won 32 individual NCAA Titles in 2024-25.

LEARFIELD Directors' Cup Standings

- Six ACC schools were ranked among the top 25, including three in the top 10, in the final Division I LEARFIELD College Directors' Cup standings following the 2024-25 academic year. All 18 ACC programs finished in the top 75 of the final standings.
- This marks the 23rd consecutive year that four or more ACC schools placed among the top 30 in the final LEARFIELD Directors' Cup standings. North Carolina and Virginia have ranked among the top 30 nationally in each of the 31 years the Directors' Cup has been conducted.
- The ACC was one of only two conferences with every school among the final top 75 this year. This marks just the second time in the last decade in which every ACC team finished in the top 75 (2020-21 was the other occurrence).

ACC STUDENT-ATHLETE PROGRAMS & SERVICES

- The ACC conducted its fourth annual Health and Safety Summit in May 2025, this time in Charlotte, North Carolina, bringing together athletic trainers, team physicians, dietitians, mental health practitioners, sports performance coaches, and others within the ACC's health and sports performance community to collaborate and to share best practices.
- The ACC continued to provide leadership development programming to ACC coaches through the "Coaching the Whole Athlete Academy". The Coaching Academy is an eight-week virtual and immersive development program established by the league office that equips coaches with information, tools, and skills of a humanistic approach to better support the needs of the student-athlete.
- The ACC organized the second annual ACC Career Trek in Charlotte, North Carolina, in June 2025. The trek included 30 student-athletes across the league meeting with representatives and listening to panel discussions from five different categories including sports, real estate, finance/banking, consulting and government.

ACADEMIC SUCCESS

ACC Student-Athletes Excel Once Again in NCAA APR Report

- Atlantic Coast Conference teams continue to demonstrate strong academic performance, as reflected in the latest Academic Progress Rate (APR) data released by the NCAA in May.
- Overall, the ACC average APR is 991, seven points above the NCAA Division I national average. Every team among the ACC's 28 sponsored sports exceeded the NCAA's required APR of 930, while 114 ACC teams recorded a perfect score of 1000, including at least one team from each of the 18 member institutions. All ACC football, men's basketball, women's basketball and baseball programs exceeded the NCAA's required APR of 930.

ACC Makes Another Strong Showing in NCAA Graduation Success Rates

- The Atlantic Coast Conference's collective high level of academic success is again reflected by the NCAA Graduation Success Rate (GSR) report released in November 2024. The ACC's average graduation rate of 94 percent is four points higher than this year's national average of 90 percent.

ACC Again Leads the Way in U.S. News & World Report "Best Colleges" Rankings

- For the 19th consecutive year, the Atlantic Coast Conference leads the way nationally among Football Bowl Subdivision (FBS) conferences in the "Best Colleges" rankings released by *U.S. News & World Report* on September 23, 2025.
 - The ACC once again boasts the best average ranking among all FBS conferences, with an impressive 50.7 average, outpacing its peers for the 19th year in a row.
 - Two ACC institutions rank among the nation's top 10, making it the only FBS conference with multiple universities in the top 10.
 - Four ACC schools landed in the top 25, more than any other FBS conference.
 - Six ACC schools are ranked in the top 30, leading all FBS conferences.
 - A record 16 ACC schools are ranked among the top 75, the most of any FBS conference.
 - 11 of the 18 ACC institutions either maintained or improved their position from last year's rankings.



FOOTBALL SUCCESS

The ACC has solidified its reputation as a powerhouse in college football over the last decade, producing elite teams, top-tier coaching talent and Heisman-caliber athletes.

Elite Presence on the National Stage

• In eight of the past 12 seasons, the ACC has been represented in either the College Football Playoff or the BCS National Championship Game—an elite streak that began with Florida State's thrilling 34-31 win over Auburn in the final BCS title game in January 2014 (2013 season).

Four CFP Teams, One Conference

• The ACC is one of the few conferences to have sent four different programs to the College Football Playoff:

- Clemson (2015–2020, 2024)
- Florida State (2014)
- Notre Dame (2020, as a full ACC member during the pandemic season)
- SMU (2024)

Playoff Success That Stands Out

• With six all-time College Football Playoff victories, the ACC ranks third nationally behind only the SEC (18) and Big Ten (11).

Unmatched Depth in Bowl Season

• The 2024 season saw a league-record 13 ACC teams earn bowl eligibility, tying for the most among all Power 4 conferences. This marks the 24th consecutive year the ACC has secured six or more bowl bids, excluding the unique 2020 season. The league has sent 10 teams or more to the postseason in seven of the last 11 years, and since 2014, ranks second among all conferences with 105 total postseason appearances.

Top Coaching Talent Across the Board

• Seven active ACC head coaches currently rank among the top 60 in the FBS in career winning percentage (at least one full season of coaching):

- Dabo Swinney (Clemson)
- Fran Brown (Syracuse)
- Rhett Lashlee (SMU)
- Mike Norvell (Florida State)
- Jeff Brohm (Louisville)
- Dave Doeren (NC State)
- Manny Diaz (Duke)

Heisman Pedigree

• Over the last 12 years, eight ACC players have finished in the top five of the Heisman Trophy voting a total of 10 times, including two winners:

- Jameis Winston, Florida State – 2013 winner
- Lamar Jackson, Louisville – 2016 winner, third in 2017
- Deshaun Watson, Clemson – 2nd in 2016, 3rd in 2015
- Trevor Lawrence, Clemson – 2nd in 2020
- Kenny Pickett, Pitt – 3rd in 2021
- Andre Williams, Boston College – 5th in 2013
- Jordan Travis, Florida State – 5th in 2023
- Cameron Ward, Miami – 4th in 2024

ACC CHAMPIONSHIP GAME SUCCESS**Expanding the Field of Contenders**

• With SMU making its first appearance in 2024, 14 different programs have now competed in the ACC Football Championship Game since it began in 2005—highlighting the league's depth and competitive balance.

• Clemson leads all schools with 10 appearances, followed by Virginia Tech and Florida State, each with six.

Champions Across the Conference

• Since the inaugural title game in 2005, six different schools have claimed the ACC Championship:

- Clemson: 9 titles (most in league history)
- Florida State: 5 titles, including the 2023 crown
- Virginia Tech: 3 titles
- Georgia Tech, Wake Forest, and Pitt: 1 title each

A Proven Draw in Charlotte

• The ACC Championship Game has been a major event in Charlotte, selling out five times at Bank of America Stadium—in 2010, 2011, 2015, 2017, and 2020—demonstrating the passion of ACC fans and the game's regional appeal.

Charlotte: The Long-Term Home of ACC Championship Football

• In April 2018, the ACC and the Charlotte Sports Foundation solidified a 10-year partnership to keep the title game in Charlotte through 2030. The game will continue to be played annually at Bank of America Stadium on the first Saturday of December, maintaining one of college football's premier championship traditions.

ACC & THE NFL DRAFT**Another Impressive Draft Class**

• The ACC saw 42 players selected in the 2025 NFL Draft, representing 15 different institutions across the conference. This ties the league's highest single-draft total since 2021 (not including Notre Dame's nine picks that year).

Consistent Pipeline to the Pros

• Since the 2000 NFL Draft, the ACC has produced 853 total draft picks, including 122 first-round selections—ranking third among all conferences in both categories.

Top-Three in Recent Draft Production

• Over the last 12 drafts (2013–2025), the ACC has had 469 players selected, the third-most of any conference during that span. Notably, the ACC has seen 40 or more players drafted in three of the last five years.

No. 1 Overall Picks: A Legacy of Excellence

• Current ACC programs have produced 17 No. 1 overall picks in the history of the NFL Draft. Most recently, Miami quarterback Cameron Ward was selected first overall by the Tennessee Titans in the 2025 NFL Draft. Several ACC schools have contributed multiple top picks over the years:

- Stanford: 4 (Bobby Garrett – 1954, Jim Plunkett – 1971, John Elway – 1983, Andrew Luck – 2012)
- Miami: 3 (Vinny Testaverde – 1987, Russell Maryland – 1991, Cameron Ward – 2025)
- Cal: 2 (Steve Bartkowski – 1975, Jared Goff – 2016)
- Virginia Tech: 2 (Bruce Smith – 1985, Michael Vick – 2001)
- Clemson: 1 (Trevor Lawrence – 2021)
- Florida State: 1 (Jameis Winston – 2015)
- NC State: 1 (Mario Williams – 2006)
- SMU: 1 (Kyle Rote – 1951)
- Syracuse: 1 (Ernie Davis – 1962)
- Virginia: 1 (Bill Dudley – 1942)

Additionally, NC State's Roman Gabriel was selected No. 2 overall in the 1962 NFL Draft but was the No. 1 overall pick in the AFL Draft by the Oakland Raiders.

Quarterback

Sept. 2	Haynes King (QB), Georgia Tech
Sept. 8	Dylan Loneragan (QB), Boston College
Sept. 15	Haynes King (QB), Georgia Tech
Sept. 22	Chandler Morris (QB), Virginia
Sept. 29	Chandler Morris (QB), Virginia
Oct. 6	Carson Beck (QB), Miami
Oct. 13	Mason Heintschel (QB), Pitt
Oct. 20	Haynes King (QB), Georgia Tech
Oct. 27	Haynes King (QB), Georgia Tech
Nov. 3	Darian Mensah (QB), Duke
Nov. 10	
Nov. 17	
Nov. 24	
Dec. 1	

Running Back

Sept. 2	Isaac Brown (RB), Louisville
Sept. 8	Demond Claiborne (RB), Wake Forest
Sept. 15	Micah Ford (RB), Stanford
Sept. 22	Anderson Castle (RB), Duke
Sept. 29	Nate Sheppard (RB), Duke
Oct. 6	Hollywood Smothers (RB), NC State
Oct. 13	Demond Claiborne (RB), Wake Forest
Oct. 20	Cole Tabb (RB), Stanford
Oct. 27	Isaac Brown (RB), Louisville
Nov. 3	Jayden "Duke" Scott (RB), NC State
Nov. 10	
Nov. 17	
Nov. 24	
Dec. 1	

Receiver

Sept. 2	Cam Ross (WR), Virginia
Sept. 8	Duce Robinson (WR), Florida State
Sept. 15	Darrell Gill Jr. (WR), Syracuse
Sept. 22	Trell Harris (WR), Virginia
Sept. 29	Chris Bell (WR), Louisville
Oct. 6	Chris Bell (WR), Louisville
Oct. 13	Desmond Reid (RB), Pitt
Oct. 20	Chris Bell (WR), Louisville
Oct. 27	Kenny Johnson (WR), Pitt
Nov. 3	Duce Robinson (WR), Florida State
Nov. 10	
Nov. 17	
Nov. 24	
Dec. 1	

Offensive Line

Sept. 2	Luke Petitbon (C), Florida State
Sept. 8	Adrian Medley (RG), Florida State
Sept. 15	Keylan Rutledge (RG), Georgia Tech
Sept. 22	McKale Boley (LT), Virginia
Sept. 29	Brian Parker II (RT), Duke
Oct. 6	James Brockermeyer (C), Miami
Oct. 13	Blake Miller (OT), Clemson
Oct. 20	Trevonte Sylvester (OT), Louisville
Oct. 27	Ethan Mackenny (LG), Georgia Tech
Nov. 3	Teague Andersen (OT), NC State
Nov. 10	
Nov. 17	
Nov. 24	
Dec. 1	

Defensive Line

Sept. 2	Rueben Bain Jr. (DL), Miami
Sept. 8	Vincent Anthony Jr. (DE), Duke
Sept. 15	Isaiah Shirley (DT), NC State
Sept. 22	Rueben Bain Jr. (DL), Miami
Sept. 29	Mitchell Melton (DE), Virginia
Oct. 6	Mitchell Melton (DE), Virginia
Oct. 13	Peter Woods (DT), Clemson
Oct. 20	Kevin Jobity Jr. (DL), Syracuse
Oct. 27	Kemari Copeland (DT), Virginia Tech
Nov. 3	Melkart Abou Jaoude (DE), North Carolina
Nov. 10	
Nov. 17	
Nov. 24	
Dec. 1	

Linebacker

Sept. 2	Kyle Louis (LB), Pitt
Sept. 8	T.J. Quinn (LB), Louisville
Sept. 15	Mikai Gbayor (LB), North Carolina
Sept. 22	Antonio Deslauriers (LB), Syracuse
Sept. 29	T.J. Quinn (LB), Louisville
Oct. 6	Kam Robinson (LB), Virginia
Oct. 13	Kyle Louis (LB), Pitt
Oct. 20	Kam Robinson (LB), Virginia
Oct. 27	Cade Uluave (LB), California
Nov. 3	Kam Robinson (LB), Virginia
Nov. 10	
Nov. 17	
Nov. 24	
Dec. 1	

Defensive Back

Sept. 2	Ahmaad Moses (S), SMU
Sept. 8	Omar Thornton (DB), Boston College
Sept. 15	Omar Daniels (DB), Georgia Tech
Sept. 22	DaShawn Stone (S), Duke
Sept. 29	Ja'son Prevard (DB), Virginia
Oct. 6	Jakobe Thomas (DB), Miami
Oct. 13	KP Price (DB), Boston College
Oct. 20	Jy Gilmore (DB), Georgia Tech
Oct. 27	Davaughn Patterson (DB), Wake Forest
Nov. 3	Ahmaad Moses (S), SMU
Nov. 10	
Nov. 17	
Nov. 24	
Dec. 1	

Specialist

Sept. 2	Cam Ross (WR/RS), Virginia
Sept. 8	Cam Ross (WR/RS), Virginia
Sept. 15	Aidan Birr (PK), Georgia Tech
Sept. 22	Marshall Nichols (P), Georgia Tech
Sept. 29	John Love (PK), Virginia Tech
Oct. 6	Elijah Slibeck (P), Virginia
Oct. 13	Nolan Hauser (PK), Clemson
Oct. 20	Sam Keltner (PK), SMU
Oct. 27	Connor Calvert (PK), Wake Forest
Nov. 3	Samir Hagans (WR/KR), Duke
Nov. 10	
Nov. 17	
Nov. 24	
Dec. 1	

Rookie

Sept. 2	Jaron-Keawe Sagapolutele (QB), California
Sept. 8	Aaron Philo (QB), Georgia Tech
Sept. 15	Jaron-Keawe Sagapolutele (QB), California
Sept. 22	Micahi Danzy (WR), Florida State
Sept. 29	Nate Sheppard (RB), Duke
Oct. 6	Mason Heintschel (QB), Pitt
Oct. 13	Chris Barnes (WR), Wake Forest
Oct. 20	Cole Tabb (RB), Stanford
Oct. 27	Mason Heintschel (QB), Pitt
Nov. 3	Jayden "Duke" Scott (RB), NC State
Nov. 10	
Nov. 17	
Nov. 24	
Dec. 1	

National Weekly Awards

Bear Bryant Awards Coach of the Week

September 2	Mike Norvell, Florida State
September 23	Fran Brown, Syracuse
September 30	Tony Elliott, Virginia
October 21	Jeff Brohm, Louisville
November 4	Dave Doeren, NC State

Burlsworth Trophy Walk-On of the Week

November 4	J'Mari Taylor (RB), Virginia
------------	------------------------------

Bronko Nagurski Player of the Week (Defensive)

October 7	Jakobe Thomas (DB), Miami
-----------	---------------------------

Davey O'Brien Award National Quarterback of the Week

September 2	Tommy Castellanos (QB), Florida State
November 4	CJ Bailey (QB), NC State

Doak Walker National Running Back of the Week

October 28	Isaac Brown, Louisville
------------	-------------------------

Dodd Trophy Coach of the Week

September 2	Mike Norvell, Florida State
September 29	Tony Elliott, Virginia
October 20	Jeff Brohm, Louisville
November 3	Dave Doeren, NC State

The Earl Campbell Tyler Rose Award National Player of the Week

September 3	Haynes King (QB), Georgia Tech
September 30	Chandler Morris (QB), Virginia

John Mackey Award Tight End of the Week

October 28	Justin Joly, NC State
------------	-----------------------

Lott IMPACT Trophy Player of the Week

September 3	Rueben Bain Jr. (DE), Miami
September 17	Omar Daniels (DB), Georgia Tech

Lou Groza Award Stars of the Week (Placekickers)

September 16	Aidan Birr, Georgia Tech
September 30	Aidan Birr, Georgia Tech
October 21	John Love, Virginia Tech
	Sam Keltner, SMU

Manning Award Quarterback of the Week

September 17	Haynes King (QB), Georgia Tech
--------------	--------------------------------

Maxwell Award Player of the Week

September 3	Haynes King (QB), Georgia Tech
October 28	Haynes King (QB), Georgia Tech
November 4	CJ Bailey (QB), NC State

Outland Trophy Player of the Week (Interior Lineman)

September 3	Luke Petitbon (C), Florida State
-------------	----------------------------------

Panini Senior Bowl Player of the Week

September 15	Haynes King (QB), Georgia Tech (Offensive)
October 6	Carson Beck (QB), Miami (Offensive)
October 20	Chris Bell (WR), Louisville (Offensive)

Paycom Jim Thorpe Award Player of the Week (Defensive Back)

September 30	Ja'son Prevard (DB), Virginia
November 4	Ahmaad Moses (S), SMU

Pro Football Focus (PFF) Player of the Week

September 22	Rueben Bain Jr. (DL), Miami (Defensive)
--------------	---

Shaun Alexander Freshman of the Week

September 3	Jaron-Keawe Sagapolutele (QB), California
September 23	Demetres Samuel Jr. (CB), Syracuse
October 7	Mason Heintschel (QB), Pitt
November 4	Jayden "Duke" Scott (RB), NC State

Shrine Bowl Players of the Week

September 22	Rueben Bain Jr. (DL), Miami (Defensive)
	Akheem Mesidor (DL), Miami (Defensive)
September 29	Chris Bell (WR), Louisville (Offensive)
November 3	Ahmaad Moses (S), SMU (Defensive)

Walter Camp National Player of the Week

October 28	Haynes King (QB), Georgia Tech (Offensive)
November 4	CJ Bailey (QB), NC State (Offensive)
	Ahmaad Moses (S), SMU (Defensive)

Pop-Tarts Crazy Good Team of the Week

September 3	Florida State
September 15	Georgia Tech
September 29	Virginia
November 3	SMU

Cheez-It Crunch Time Play of the Week

September 3	CJ Daniels (WR), Miami
November 3	Game-winning Two-Point Conversion, Duke

Honorable Mention / Honor Rolls**Associated Press Player of the Week (Honorable Mention)**

September 2	Tommy Castellanos (QB), Florida State
September 15	Carson Beck (QB), Miami (Runner-Up)
October 27	Haynes King (QB), Georgia Tech (Runner-Up)
November 3	Jayden "Duke" Scott (RB), NC State (Runner-Up)

Davey O'Brien "Great 8" Quarterbacks

September 2	Tommy Castellanos, Florida State
	Carson Beck, Miami
September 15	Haynes King, Georgia Tech
September 22	Chandler Morris, Virginia
September 29	Haynes King, Georgia Tech
	Miller Moss, Louisville
	Ben Gulbranson, Stanford
	Chandler Morris, Virginia
October 6	Carson Beck, Miami
October 20	Miller Moss, Louisville
October 27	Haynes King, Georgia Tech
November 3	CJ Bailey, NC State
	Kevin Jennings, SMU
	Darian Mensah, Duke

Earl Campbell Tyler Rose Award - Honorable Mention

September 9	Bryant Wesco, Jr. (WR), Clemson
September 16	Haynes King (QB), Georgia Tech
	Darrell Gill Jr. (WR), Syracuse
September 23	Chandler Morris (QB), Virginia
	Kyron Drones (QB), Virginia Tech
September 30	Haynes King (QB), Georgia Tech
October 7	Cade Klubnik (QB), Clemson
	Kevin Jennings (QB), SMU
October 14	Chris Barnes (WR), Wake Forest
October 28	Kyron Drones (QB), Virginia Tech
	Haynes King (QB), Georgia Tech
November 4	Kevin Jennings (QB), SMU

John Mackey Award (Tight Ends) - Honorable Mention

September 9	Jeremiah Franklin, Boston College
September 16	Sam Roush, Stanford
November 4	Sam Roush, Stanford

Manning Award Stars of the Week (Quarterback)

September 2	Tommy Castellanos, Florida State
	Haynes King, Georgia Tech
September 8	Steve Angeli, Syracuse
September 15	Carson Beck, Miami
	Haynes King, Georgia Tech
September 22	Chandler Morris, Virginia
October 6	Carson Beck, Miami
October 20	Miller Moss, Louisville
October 27	Kyron Drones, Virginia Tech
	Mason Heintschel, Pitt
	Haynes King, Georgia Tech
November 3	CJ Bailey, NC State
	Kevin Jennings, SMU
	Darian Mensah, Duke

Paul Hornung Award Honor Roll (All-Purpose Player)

September 3	Cam Ross (WR/RS), Virginia
September 9	Adam Randall (RB/RS), Clemson
September 23	Caullin Lacy (WR/RS), Louisville
October 14	Chris Barnes (WR/RS), Wake Forest
October 21	Jacob De Jesus (WR/RS), California
November 4	Caullin Lacy (WR/RS), Louisville

Paycom Jim Thorpe Award Honorable Mention (Defensive Back)

September 30	Hezekiah Masses (CB), California
October 21	Jabari Mack (CB), Louisville

Ray Guy Award - Ray's 8 (Punters)

September 2	Wade McSparron, SMU
September 8	Jack Stonehouse, Syracuse
September 15	Dylan Joyce, Miami
September 22	Marshall Nichols, Georgia Tech
September 29	Marshall Nichols, Georgia Tech
	Cade Noonkester, NC State
	Jack Stonehouse, Syracuse
October 13	Aidan Flintoff, Stanford
October 20	Daniel Sparks, Virginia

AP/COACHES/CFP

	BC	CAL	CU	DU	FSU	GT	LOU	MIA	UNC	NCSU	PITT	SMU	STAN	SU	UVA	VT	WF
Preseason	-/-	-/-	4/6/-	RV/RV/-	RV/RV/-	RV/RV/-	RV/RV/-	10/10/-	-/-	-/-	RV/-/-	16/16/-	-/-	-RV/-	-/-	-/-	-/-
Sept. 2	-/-	-/-	8/8/-	RV/RV/-	14/19/-	RV/RV/-	RV/RV/-	5/7/-	-/-	-/-	RV/-/-	17/16/-	-/-	-/-	RV/-/-	-/-	-/-
Sept. 7	-/-	-/-	12/11/-	-/-	10/12/-	RV/RV/-	RV/RV/-	5/6/-	-/-	-RV/-	RV/RV/-	RV/RV/-	-/-	-/-	-/-	-/-	-/-
Sept. 14	-/-	-RV/-	RV/RV/-	-/-	7/9/-	18/19/-	RV/RV/-	4/6/-	-/-	RV/RV/-	-/-	RV/RV/-	-/-	-/-	-/-	-/-	-/-
Sept. 21	-/-	-/-	-/-	-/-	8/8/-	16/17/-	RV/RV/-	2/6/-	-/-	-/-	-/-	-/-	-/-	-RV/-	-/-	-/-	-/-
Sept. 28	-/-	-/-	-/-	-RV/-	18/19/-	17/16/-	RV/RV/-	3/3/-	-/-	-/-	-/-	-/-	-/-	-/-	24/RV/-	-/-	-/-
Oct. 5	-/-	-/-	-/-	-RV/-	25/RV/-	13/13/-	RV/RV/-	2/3/-	-/-	-/-	-/-	-RV/-	-/-	-/-	19/24/-	-/-	-/-
Oct. 12	-/-	-/-	-RV/-	-RV/-	-/-	12/12/-	-RV/-	2/2/-	-/-	-/-	-RV/-	-/-	-/-	-/-	18/19/-	-/-	-/-
Oct. 19	-/-	-/-	-/-	-/-	-/-	7/7/-	19/22/-	9/9/-	-/-	-/-	-RV/-	-RV/-	-/-	-/-	16/16/-	-/-	-/-
Oct. 26	-/-	-/-	-/-	-/-	-/-	8/7/-	16/17/-	10/9/-	-/-	-/-	RV/RV/-	-/-	-/-	-/-	15/15/-	-/-	-RV/-
Nov. 2	-/-	-/-	-/-	-/-	-/-	16/14/17	14/15/15	18/18/18	-/-	-/-	RV/RV/24	RV/RV/-	-/-	-/-	12/11/14	-/-	-/-
Nov. 9																	
Nov. 16																	
Nov. 23																	
Nov. 30																	
Dec. 7																	
Final																	

ASSOCIATED PRESS (AP) RANKINGS

School	Pr	S2	S7	S14	S21	S28	O5	O12	O19	O26	N2	N9	N16	N23	N30	D7	F
Ohio State	3	1	1	1	1	1	1	1	1	1	1						
Indiana	20	23	22	19	11	8	7	3	2	2	2						
Texas A&M	19	19	16	10	9	6	5	4	3	3	3						
Alabama	8	21	19	14	17	10	8	6	4	4	4						
Georgia	5	4	6	5	5	12	10	9	5	5	5						
Oregon	7	6	4	6	6	2	3	8	6	6	6						
Ole Miss	21	20	17	13	13	4	4	5	8	7	7						
BYU	-	-	-	-	25	23	18	15	11	10	8						
Texas Tech	23	24	21	17	12	11	9	7	14	13	9						
Notre Dame	6	9	8	24	22	21	16	13	12	12	10						
Oklahoma	18	18	13	11	7	5	6	14	13	18	11						
Virginia	-	-	-	-	-	24	19	18	16	15	12						
Texas	1	7	7	8	10	9	-	21	22	20	13						
Louisville	-	-	-	-	-	-	-	-	19	16	14						
Vanderbilt	-	-	-	20	18	16	20	17	10	9	15						
Georgia Tech	-	-	-	18	16	17	13	12	7	8	16						
Utah	-	25	20	16	-	-	-	23	-	24	17						
Miami	10	5	5	4	2	3	2	2	9	10	18						
Missouri	-	-	25	23	20	19	14	16	15	19	19						
USC	-	-	-	25	21	-	-	20	-	23	20						
Michigan	14	15	23	21	19	20	15	-	25	21	21						
Memphis	-	-	-	-	-	-	-	23	22	-	25	22					
Tennessee	24	22	15	15	15	15	12	11	17	14	23						
Washington	-	-	-	-	-	-	-	-	-	-	24						
Cincinnati	-	-	-	-	-	-	-	24	21	17	25						
Houston	-	-	-	-	-	-	-	-	-	22	-						
South Florida	-	-	18	-	-	-	24	19	18	-	-						
LSU	9	3	3	3	4	13	11	10	20	-	-						
Illinois	12	11	9	9	23	22	17	-	23	-	-						
Arizona State	11	12	-	-	-	25	21	-	24	-	-						
Nebraska	-	-	-	-	-	-	-	25	-	-	-						
Iowa State	22	16	14	12	14	14	22	-	-	-	-						
Florida State	-	14	10	7	8	18	25	-	-	-	-						
Penn State	2	2	2	2	3	7	-	-	-	-	-						
TCU	-	-	-	-	24	-	-	-	-	-	-						
Auburn	-	-	24	22	-	-	-	-	-	-	-						
South Carolina	13	10	11	-	-	-	-	-	-	-	-						
Clemson	4	8	12	-	-	-	-	-	-	-	-						
Florida	15	13	-	-	-	-	-	-	-	-	-						
SMU	16	17	-	-	-	-	-	-	-	-	-						
Kansas State	17	-	-	-	-	-	-	-	-	-	-						
Boise State	25	-	-	-	-	-	-	-	-	-	-						

ACC ASSOCIATED PRESS (AP) RANKING HISTORY

School	Consecutive		Weeks Ranked	
	Polls	Top 10	No.1	
Boston College	-	34	1	145
California	-	92	4	200
Clemson	-	220	25	516
Duke	-	57	-	180
Florida State	-	388	72	590
Georgia Tech	8	148	-	315
Louisville	3	42	-	164
Miami	28	329	68	546
North Carolina	-	80	1	280
NC State	-	12	-	191
Pitt	-	125	21	319
SMU	-	75	2	196
Stanford	-	97	-	303
Syracuse	-	69	7	213
Virginia	6	22	3	180
Virginia Tech	-	95	-	311
Wake Forest	-	2	-	69

ACC COLLEGE FOOTBALL PLAYOFF (CFP) RANKING HISTORY

All-time CFP Rankings	Appearances	Highest Rank (Date)
Boston College	3	17 (Nov. 16, 2018)
California	-	-
Clemson	60	1, eight times (Dec. 3, 2017)
Duke	3	21 (Nov. 11, 2014)
Florida State	30	2, two times (Nov. 4, 2014)
Georgia Tech	7	11 (Dec. 2, 2014)
Louisville	21	5 (Nov. 15, 2016)
Miami	18	2 (Nov. 21, 2017)
North Carolina	19	10, two times (Dec. 6, 2015)
NC State	24	14 (Nov. 6, 2018)
Pitt	11	12 (Dec. 5, 2021)
SMU	9	8, (Dec. 3, 2024)
Stanford	15	6 (Dec. 6, 2015)
Syracuse	9	12 (Nov. 13, 2018)
Virginia	4	14 (Nov. 4, 2025)
Virginia Tech	10	13 (Oct. 31, 2017)
Wake Forest	8	9 (Nov. 2, 2021)



Saturday, November 8
SMU (6-3, 4-1 ACC)
at Boston College (1-8, 0-5 ACC)
Noon ET; ACCN
SMU leads series, 2-1-0
Last Meeting: SMU, 38-28 (2024)

Head Coaches

SMU:Rhett Lashlee
 (35-15 in 4th season at SMU; 35-15 in 4th season overall)
Boston College:Bill O'Brien
 (8-14 in 2nd season at BC; 23-23 in 4th collegiate season overall)

Notes:

- SMU will head north to take on Boston College in Chestnut Hill, Mass., for the first time. SMU holds a slight 2-1 edge in the all-time series, having won the lone ACC matchup between the two teams last year in Dallas.
- SMU is coming off a 26-20 overtime win over then-No. 10 Miami last week, the program's first top-10 win since 1983.
- The Mustangs' offense has recorded 11 touchdown drives that have been under two minutes on the season.
- SMU has scored 24 points or more in 8 of 9 games this season.
- The "D-Fense" is in Dallas, as SMU leads the nation in takeaways with 22 on the season.
- Boston College is coming off a hard-fought loss at home to No. 12 Notre Dame.
- BC is looking to snap an eight-game losing streak and score its first ACC win of the year.
- BC has played both quarterbacks the last few weeks in Dylan Loneragan (1,423 passing yards, 9 TDs, 4 INTs) and Grayson James (908 passing yards, 7 TDs, 5 INTs).
- WR Lewis Bond continues to move up the BC career receptions list, as he has 189 catches as an Eagle – 11 behind Zay Flowers' record 200 catches.



Saturday, November 8
Syracuse (3-6, 1-5 ACC)
at #18 Miami (6-2, 2-2, ACC)
3:30 p.m. ET; ESPN
Miami leads series, 16-8-0
Last Meeting: Syracuse, 42-38 (2024)

Head Coaches

Syracuse:Fran Brown
 (13-9 in 2nd season at SU; 13-9 in 2nd season overall)
Miami:Mario Cristobal
 (28-18 in 4th season at UM; 90-78 in 15th season overall)

Notes:

- The Orange and the Hurricanes will meet for the second consecutive year, with Syracuse upsetting Miami 42-38 on November 30 of last year in the JMA Wireless Dome.
- Prior to last year's meeting, Miami had won six straight games over the Orange as conference foes in both the Big East and the ACC.
- Syracuse RB Will Nixon has caught a pass in 13 consecutive games, which is the longest current streak for the Orange.
- SU true freshman Joseph Filardi made his first career start at QB, as did true freshman offensive lineman Byron Washington last week versus North Carolina.
- Syracuse has 19 players who have made their first collegiate start this season.
- Miami is coming off a 26-20 overtime loss on the road at SMU last week.
- WR Malachi Toney ranks first in all of FBS among true freshmen in receptions (52), receiving yards (632), receiving yards per game (79.0) and receiving touchdowns (3).
- Led by Rueben Bain Jr. and Ahkeem Mesidor, the Canes' defense ranks third in FBS in rushing defense (79.3 ypg), ninth in scoring defense (15.6 ppg) and 12th in total defense (285.1 ypg).



Saturday, November 8
Duke (5-3, 4-1 ACC)
at UConn (6-3)
3:30 p.m. ET; CBSSN
Series tied, 2-2-0
Last Meeting: Duke, 26-21 (2024)

Head Coaches

Duke:Manny Diaz
 (14-7 in 2nd season at DU; 35-22 in 5th season overall)
UConn:Jim Mora
 (24-23 in 4th season at CU; 70-53 in 10th season overall)

Notes:

- Saturday's game will mark the fifth between Duke and UConn. The Blue Devils won in each of the last two meetings after the Huskies won in both 2004 and 2007.
- Duke claimed last year's game, 26-21, and earned a 2023 road victory by a 41-7 margin.
- The Blue Devils are coming off a 46-45 road win at Clemson, their first win on the road at Clemson since October 18, 1980.
- The Devils' duo of Darian Mensah and Cooper Barkate has led an offense that ranks fourth nationally in passing offense (324.3), 13th in yards per play (6.92), 14th in points per minute (1.25), 18th in total offense (460.3 ypg) and 25th in scoring offense (35.4 ppg).
- Duke's defense ranks seventh in all of FBS in tackles-for-loss per game (7.6).
- UConn enters the contest at 6-3 overall and 4-0 at home on the year.
- The Huskies are 1-1 versus the ACC this season with a 27-20 overtime loss at Syracuse (Sept. 6) and a 38-23 win over Boston College (Oct. 18).
- In the win last week, WR Skyler hauled in eight receptions for 149 yards and three touchdowns. He has tied the school mark for touchdown catches in a season with 11 already this year.



Saturday, November 8
Stanford (3-6, 2-4 ACC)
at North Carolina (3-5, 1-3 ACC)
4:30 p.m. ET; The CW
Stanford leads series, 2-1-0
Last Meeting: Stanford, 25-23 (2016)

Head Coaches

Stanford:Frank Reich (Interim)
 (3-6 in 1st season at STAN; 3-6 in 1st collegiate season overall)
North Carolina:Bill Belichick
 (3-5 in 1st season at UNC; 3-5 in 1st collegiate season overall)

Notes:

- Stanford at North Carolina will feature two former NFL head coaches going head-to-head in Frank Reich of the Cardinal and Bill Belichick of the Tar Heels.
- Stanford leads the overall series 2-1, with Saturday's matchup the first as ACC foes.
- The road game at Chapel Hill on Saturday is the final road contest for the Cardinal this season. They have lost 10 consecutive road games dating back to last season.
- WR CJ Williams caught seven passes for 122 yards and two touchdowns against Pitt last week. It is the fourth time this season Williams has eclipsed 100 receiving yards in a game.
- UNC is coming off a 27-10 road win at Syracuse last Friday, its first ACC win of the year.
- The Tar Heels outscored the Orange 21-0 in the second half and dominated on both sides of the ball to outgain Syracuse, 425-147.
- Freshman RB Demon June had a breakout game last week, totaling 182 all-purpose yards with 101 rushing and 81 receiving. His 63-yard touchdown catch to start the second half put the Tar Heels in front for good.
- DE Melkart Abou Jaoude led the UNC defense with six tackles, 2.0 sacks and 2.5 tackles-for-loss, and forced a fumble to lead the Tar Heels to the win.



Saturday, November 8
Wake Forest (5-3, 2-3 ACC)
at #12 Virginia (8-1, 5-0 ACC)
7 p.m. ET; ESPN
Virginia leads series, 35-17-0
Last Meeting: Virginia, 31-30 (2024)

Head Coaches

Wake Forest: Jake Dickert
 (5-3 in 1st season at WF; 28-23 in 5th season overall)
Virginia: Tony Elliott
 (19-24 in 4th season at UVA; 19-24 in 4th season overall)

Notes:

- Virginia holds the edge over Wake Forest in the all-time series at 35-17. The Cavaliers snapped the Demon Deacons' five-game win streak in the series with a 31-30 win in Winston-Salem last year.
- WF is coming off a road loss at Florida State last Saturday, its lone road loss on the year.
- QB Robby Ashford returned to the field for the Deacs in the contest at FSU, passing for 93 yards and rushing for 59 yards.
- DB Nick Andersen leads the team in tackles, totaling 68, including a team-high eight tackles in the win over SMU and a season-high 11 against both FSU and NC State.
- Wake Forest has the league's No. 2 scoring defense (18.9 ppg) and has allowed 30 points or more just three times on the season.
- UVA enters the game on a seven-game winning streak, the fifth-longest streak in FBS.
- The Cavaliers boast a 5-0 record at Scott Stadium this season, marking the most home wins under Tony Elliott and the most since 2020.
- Virginia has the No. 3 scoring offense in the ACC (37.1 ppg) and has scored 30 or more points in seven of its nine games this season.



Saturday, November 8
California (5-4, 2-3 ACC)
at #14 Louisville (7-1, 4-1 ACC)
7 p.m. ET; ESPN2
First Meeting

Head Coaches

California: Justin Wilcox
 (47-54 in 9th season at CAL; 47-54 in 9th season overall)
Louisville: Jeff Brohm
 (26-9 in 3rd season at UL; 92-53 in 12th season overall)

Notes:

- California and Louisville will meet for the first time on Saturday.
- The Cardinals are looking for their third 5-1 start in ACC play and the second under head coach Jeff Brohm.
- Louisville is coming off a 28-16 road win at Virginia Tech last week, the Cardinals fourth come-from-behind win this season.
- The UofL defense shut out the Hokies in the second half, extending their winning streak to 49 straight games when not allowing its opponent to score in the second half.
- Louisville's defense is allowing just 280.6 yards of total offense on the season and has held its opponent to under 250 yards of offense in four games on the year.
- For the third week, Cal is looking for its sixth win of the season and bowl-eligibility.
- QB Jaron-Keawe Sagapolutele is one of three FBS true freshmen ever to record at least nine straight games to begin a collegiate career of passing for 200 or more yards.
- RB Kendrick Raphael has recorded six touchdowns over the Bears' last two games. He has at least one rushing touchdown in each of Cal's last five games and a total of nine over the past five contests.



Saturday, November 8
Florida State (4-4, 1-4 ACC)
at Clemson (3-5, 2-4 ACC)
7 p.m. ET; ACCN
Florida State leads series, 21-16-0
Last Meeting: Clemson, 29-13 (2024)

Head Coaches

Florida State: Mike Norvell
 (37-31 at 6th season at FSU; 75-46 in 10th season overall)
Clemson: Dabo Swinney
 (183-52 in 18th season at CU; 183-52 in 18th season overall)

Notes:

- Florida State and Clemson will meet for the 38th time on Saturday, with the Seminoles holding a slight 21-16 edge in the all-time series.
- The Seminoles are coming off a 42-7 win over Wake Forest with the help of five rushing touchdowns.
- WR Duce Robinson caught five passes for 148 yards in the win over the Demon Deacons. His three 140-yard receiving games are tied for the most in the country.
- FSU's defense has been led by Earl Little Jr., who has made an interception in three straight games.
- Clemson is looking to bounce back from a 46-45 loss at home to Duke in ACC play.
- The Tigers scored a season-high 45 points, its most since scoring 51 against The Citadel in November 2024.
- Clemson's offense also recorded a season-high 560 yards of offense and averaged a season-high 7.8 yards per play in the contest versus Duke.
- QB Cade Klubnik completed 27-of-36 passes for a career-high 385 yards with two touchdowns and no interceptions.