

# 2025 CAROLINA FOOTBALL GAME NOTES



## OPPONENT BREAKDOWN



### CLEMSON TIGERS (1-3, 0-2 ACC)

Head Coach: Dabo Swinney

18th Season at Clemson / 18th Overall

Alma Mater: Alabama '93

at Clemson: 181-50

Career: Same

Record vs. North Carolina: 6-1



### NORTH CAROLINA TAR HEELS (2-2, 0-0 ACC)

Head Coach: Bill Belichick

1st Season at UNC / 30th Overall

Alma Mater: Wesleyan '75

at North Carolina: 2-2

Career: 335-180

Record vs. Clemson: 0-0

Date \_\_\_\_\_ Saturday, Oct. 4

Time \_\_\_\_\_ Noon

Site \_\_\_\_\_ Chapel Hill, N.C.

Venue \_\_\_\_\_ Kenan Stadium

Surface \_\_\_\_\_ Natural Grass

Capacity \_\_\_\_\_ 50,500

TV \_\_\_\_\_ ESPN

Play-by-Play \_\_\_\_\_ Mark Jones

Analyst \_\_\_\_\_ Roddy Jones

Sideline \_\_\_\_\_ Quint Kessenich

Radio \_\_\_\_\_ Tar Heel Sports Radio Network

\_\_\_\_\_ 97.9 FM (Chapel Hill)

Play-by-Play \_\_\_\_\_ Jones Angell

Analyst \_\_\_\_\_ Bryn Renner

Sideline \_\_\_\_\_ Lee Pace

Live Stats \_\_\_\_\_ GoHeels.com

Twitter/X \_\_\_\_\_ @UNCFootball

Instagram \_\_\_\_\_ @uncfootball

## FIRST AND TEN

- Carolina is in its 135th season of football (138th year) in 2025.
- Entering the matchup with Clemson, the Tar Heels hold an all-time record of 753-578-54.
- The Tar Heels begin the 2025 Atlantic Coast Conference portion of the schedule Saturday, hosting the Tigers.
- Saturday afternoon's game between the Tar Heels and Tigers will be live on ESPN, with Mark Jones (PxP, Roddy Jones (Analyst) and Quint Kessenich (Sideline) on the call.
- On December 11, 2024, Carolina announced the hiring of eight-time Super Bowl champion Bill Belichick as the program's new football coach.
- Belichick became the 40th coach in program history, the 12th to lead the program since joining the Atlantic Coast Conference in 1953.
- Belichick's ties to UNC date back to his father, Steve, who was an assistant coach for the Tar Heels from 1953-55.
- With the coaching transition, the 2025 Carolina Football coaching staff features more than 240 years of combined NFL experience.
- At the start of 2025, the Tar Heel roster featured 38 returners and 70 newcomers, including 40 transfers and 30 true freshmen.
- Tar Heel running back Demon June ranks fourth nationally in rushing yards (250), among Power Four freshman running backs.

## A WIN OVER CLEMSON WOULD...

- Be Carolina's 754th all-time victory in program history.
- Give Belichick his third win at the college level, his second win at Kenan Stadium and first career Atlantic Coast Conference victory.
- Help the Tar Heels start 1-0 in ACC action for the first time since 2023.
- Give Carolina its second victory at Kenan Stadium this fall, starting the month of October 1-0.
- Be the Tar Heels' 31st ACC opener victory, and the program's 39th ACC home opener victory.
- Be the first win over a preseason top-five program for the Tar Heels since defeating Florida State in 2016.
- Give Carolina its first win over the Tigers since 2010, snapping a six-game losing streak versus Clemson.

## 2025 RECORD BREAKDOWN

Overall	2-2
ACC	0-0
Home	1-1
Away	1-1
Neutral	0-0

## SERIES HISTORY

All-Time Record	Carolina trails, 19-40-1
Home	11-16-1
Away	7-20
Neutral	1-4



## 2025 SCHEDULE & RESULTS



TCU  
Sept. 1  
L, 48-14  
ESPN



at Charlotte  
Sept. 6  
W, 20-3  
ESPN+



Richmond  
Sept. 13  
W, 41-6  
ACC Network



at UCF  
Sept. 20  
L, 34-9  
FOX



Clemson\*  
Oct. 4  
Noon  
ESPN



at California\*  
Oct. 17  
10:30 p.m.  
ESPN



No. 24 Virginia\*  
Oct. 25  
TBA  
TBA



at Syracuse\*  
Oct. 31  
7:30 p.m.  
ESPN



Stanford\*  
Nov. 8  
TBA  
TBA



at Wake Forest\*  
Nov. 15  
TBA  
TBA



Duke\*  
Nov. 22  
TBA  
TBA



at NC State\*  
Nov. 29  
TBA  
TBA



## THE LAST MEETING...

**NO. 22 CAROLINA (8-3, 4-3)**      7   0   7   6   -   20

**CLEMSON (7-4, 4-4)**              0   14   14   3   -   31

NOV. 18, 2023 | MEMORIAL STADIUM | CLEMSON, S.C. | ATTENDANCE: 81,305

Clemson's defense limited No. 22 North Carolina to 209 yards passing and upset the Tar Heels, 31-20, at Memorial Stadium.

Carolina entered the game with the ACC's top offense, averaging 39.9 points and 520.6 yards per game. The Tigers allowed 178 yards rushing by UNC's Omarion Hampton, but frustrated the Tar Heels' air attack to a season-low 20 points.

Tar Heel quarterback Drake Maye extended his streak of consecutive games with 200+ yards passing to an FBS-best 25 in a row, but his 209 yards were one more than the season-low 208 he posted versus Appalachian State in September. He threw for a first-half score and an interception late in the fourth quarter.

Hampton piled up his 178 yards and 19 carries, and ripped off a pair of carries for 50+, including a 55-yard score in the fourth quarter.

Clemson's Will Shipley posted a strong second half and ran for 126 yards and a touchdown, on 18 carries.

Clemson has now won nine of the last 10 meetings in the season, including six in a row. The Tigers led, 28-14, after three quarters and at the time improved to 125-1 under Dabo Swinney when leading by 10-or-more entering the fourth quarter.

The Tar Heels were seeking their first win in Death Valley since 2001 and just their second there in over 40 years.

## STAT LEADERS

### CAROLINA

Rushing	Att	Yds	TD
Hampton	19	178	2
Maye	10	67	0
<b>Totals</b>	<b>32</b>	<b>248</b>	<b>2</b>

Passing	C-A-I	Yds	TD
Maye	16-36-1	209	1
<b>Totals</b>	<b>16-37-1</b>	<b>209</b>	<b>1</b>

Receiving	No.	Yds	TD
Jones	5	60	1
Walker	4	70	0
McCollum	3	32	0
<b>Totals</b>	<b>16</b>	<b>209</b>	<b>1</b>

### CLEMSON

Rushing	Att	Yds	TD
Shipley	18	126	1
Mafah	23	84	1
Klubnik	12	44	1
<b>Totals</b>	<b>55</b>	<b>247</b>	<b>3</b>

Passing	C-A-I	Yds	TD
Klubnik	21-32-0	219	1
<b>Totals</b>	<b>21-34-0</b>	<b>219</b>	<b>1</b>

Receiving	No.	Yds	TD
Stellato	6	50	0
Brown	6	30	0
Briningstool	3	20	1
Randall	2	57	0
<b>Totals</b>	<b>21</b>	<b>219</b>	<b>1</b>

## SCORING SUMMARY

Qtr	Time	Team	Scoring Play
1st	4:31	UNC	Jones 33-yard pass from Maye (Burnette PAT)
2nd	10:10	CLEM	Briningstool 3-yard pass from Klubnik (Weitz PAT)
2nd	0:03	CLEM	Klubnik 3-yard rush (Weitz PAT)
3rd	7:15	CLEM	Mafah 3-yard rush (Weitz PAT)
3rd	6:20	UNC	Hampton 55-yard rush (Burnette PAT)
3rd	3:19	CLEM	Shipley 33-yard rush (Weitz PAT)
4th	10:33	CLEM	Weitz 21-yard FG
4th	7:03	UNC	Hampton 3-yard rush (2-pt failed)

## NATIONAL POLLS

### ASSOCIATED PRESS WEEK 6 (SEPT. 28)

Rank	School	Points	Record
1	Ohio State	1626 (46)	4-0
2	Oregon	1589 (16)	5-0
3	Miami (Fla.)	1529 (4)	4-0
4	Ole Miss	1354	5-0
5	Oklahoma	1313	4-0
6	Texas A&M	1308	4-0
7	Penn State	1179	3-1
8	Indiana	1156	5-0
9	Texas	1071	3-1
10	Alabama	1057	3-1
11	Texas Tech	967	4-0
12	Georgia	965	3-1
13	LSU	838	4-1
14	Iowa State	830	5-0
15	Tennessee	697	4-1
16	Vanderbilt	640	5-0
17	Georgia Tech	549	5-0
18	Florida State	535	3-1
19	Missouri	528	5-0
20	Michigan	422	3-1
21	Notre Dame	333	2-2
22	Illinois	271	4-1
23	BYU	191	4-0
24	Virginia	125	4-1
25	Arizona State	107	4-1

2025 Opponents Receiving Votes: TCU (6)

### AFCA COACHES POLL WEEK 6 (SEPT. 28)

Rank	School	Points	Record
1	Ohio State	1617 (58)	4-0
2	Oregon	1559 (6)	5-0
3	Miami (Fla.)	1484 (1)	4-0
4	Ole Miss	1319	5-0
5	Texas A&M	1223	4-0
6	Penn State	1192	3-1
7	Texas	1165	3-1
8	Oklahoma	1123	4-0
9	Indiana	1059	5-0
10	Georgia	1006	3-1
11	Alabama	975	3-1
12	Iowa State	919	5-0
13	LSU	918	4-1
14	Texas Tech	856	4-0
15	Tennessee	728	4-1
16	Georgia Tech	604	5-0
17	Vanderbilt	502	5-0
18	Missouri	498	5-0
19	Florida State	483	3-1
20	Michigan	453	3-1
21	Notre Dame	316	2-2
22	Illinois	287	4-1
23	BYU	221	4-0
24	Arizona State	136	4-1
25	Utah	104	4-1

2025 Opponents Receiving Votes: Virginia (63), TCU (6), Duke (4)

### COLLEGE FOOTBALL PLAYOFF DEBUTS NOV. 4

Rank	School	Points	Record
1			
2			
3			
4			
5			
6			
7			
8			
9			
10			
11			
12			
13			
14			
15			
16			
17			
18			
19			
20			
21			
22			
23			
24			
25			





## OPPONENT BREAKDOWN



### CLEMSON TIGERS

2025: 1-3 (0-2 ACC)

2024: 10-4 (7-1 ACC): ACC Champions and CFP First Round

### Dabo Swinney Head Coach - 18th Season

at Clemson: 181-50

Career: Same

## STATISTICAL LEADERS

PASSING	Cmp	Att	Int	Pct	Yds	TD	YPG
C. Klubnik	89	148	4	60.1	996	6	249.0

RUSHING	ATT	Net	Avg	TD	LG	YPG
A. Randall	57	338	5.9	3	39	84.5
C. Klubnik	34	60	1.8	1	13	15.0
T. Brown	4	40	10.0	0	13	10.0

RECEIVING	No	Yds	Avg	TD	LG	YPG
B. Wesco	24	389	16.2	5	73	97.3
T.J. Moore	15	164	10.9	0	26	41.0
T. Brown	13	128	9.8	0	23	32.0

DEFENSE	Solo	Ass	Total	TFL-Yds	Sacks-Yds	Int
W. Woodaz	22	13	35	2.0-2	0.0-0	0
R. Hanafin	22	9	31	0.0-0	0.0-0	1
S. Brown	18	9	27	3.5-11	1.0-3	1
A. Errell	14	8	22	2.5-27	1.0-12	0

## QUICK HITS

- The Tigers are led by Dabo Swinney, who's in his 18th season at the helm. In his time at Clemson, Swinney has two national titles and nine ACC Championships.
- Clemson began the season at No. 4 in the preseason AP Poll.
- A year ago, the Tigers finished at 10-4 (7-1 ACC), winning the ACC Championship and making the first round of the College Football Playoff.
- Under center, the Tigers' offense is directed by Cade Klubnik, a Pre-season All-ACC selection. This year, Klubnik has completed 60 percent of his passes, averaging 249.0 yards per game.
- Saturday is Clemson's third ACC contest of the year, following losses to Georgia Tech and Syracuse.

## LAST TIME AGAINST CLEMSON

Clemson defeated the Tar Heels, 31-20, on Nov. 18, 2023 at Memorial Stadium in Clemson, S.C.



## ON THIS DATE

OCTOBER

4

All-Time Record \_\_\_\_\_ 11-5

Streak \_\_\_\_\_ L1

Last Time \_\_\_\_ 2014, L, 34-17 vs. Va. Tech

### All-Time Games on Oct. 4:

Year	H/A	Opponent	W/L	Score
1902	Home	Oak Ridge	Win	35-0
1913	Home	Virginia Medical	Win	15-0
1919	Away	Rutgers	Loss	19-0
1924	Away	Yale	Loss	27-0
1930	Away	Virginia Tech	Win	39-21
1941	Away	Davidson	Win	20-0
1946	Away	Miami (Fla.)	Win	21-0
1947	Away	Texas	Loss	34-0
1969	Home	Vanderbilt	Win	38-22
1975	Away	Virginia	Win	31-28
1980	Home	Georgia Tech	Win	33-0
1986	Home	Georgia Tech	Win	21-20
1997	Away	TCU	Win	31-10
2003	Home	Virginia	Loss	38-13
2008	Home	UConn	Win	38-12
2014	Home	Virginia Tech	Loss	34-17

**Chapel Hill, N.C.** - The Hokies (4-2, 1-1 Atlantic Coast Conference) scored two touchdowns in the opening 3 1/2 minutes, forced three turnovers and had five sacks while avoiding their first 0-2 start to league play since joining the ACC a decade ago.

Elijah Hood had a short touchdown run and Marquise Williams rushed for 94 yards and was 17 of 33 for 187 yards passing for the Tar Heels.

With the loss, Carolina (2-3, 0-2) lost their first two conference games for the second straight year.

North Carolina - which allowed 70 and 50 points in its last two games - entered averaging a league-leading 40.8 points, while no power-conference team was allowing more yards (543) or points (44) per game.

The Tar Heels mostly bottled up Virginia Tech, holding the Hokies to a season-low 357 total yards. But Tech's defense neutralized North Carolina, which finished with a season-worst 323 yards.

## TEAM COMPARISON



ACC	FBS	Value	Category	Value	FBS	ACC
12	112	113.5	Rushing Offense	116.3	111	11
17	122	150.0	Passing Offense	249.0	53	12
17	132	263.5	Total Offense	365.3	85	14
15	104	21.0	Scoring Offense	19.8	114	17
11	64	136.5	Rushing Defense	122.0	49	8
8	64	208.0	Passing Defense	240.0	93	12
8	59	344.5	Total Defense	362.0	73	12
7	60	22.8	Scoring Defense	22.8	60	7
15	107	.347	3rd Down Offense	.360	101	14
16	111	.444	3rd Down Defense	.377	68	9
10	85	.818	Red Zone Offense	.800	93	13
2	9	.647	Red Zone Defense	.818	60	6
7	68	40.2	Net Punting	40.6	60	5
12	68	8.8	Punt Returns	9.3	61	8
11	84	19.1	Kickoff Returns	20.6	71	8
7	69	0.0	Turnover Margin	-0.5	98	12
16	125	26:26	Time of Possession	26:46	120	14
2	38	45.0	Penalty Yards	46.8	49	6

## SERIES INFORMATION

Total Meetings	60
Series	Clemson leads, 40-19-1
at North Carolina	11-16-1
at Clemson	7-20-0
Neutral	1-4
First Meeting	Oct. 25, 1897 in Chapel Hill - Win, 28-0
Last Meeting	Nov. 18, 2023 in Clemson - Loss, 31-20
Most UNC Points	45 (1996)
Most Clemson Points	59 (2011)
Largest UNC Victory	45 (1996)
Largest Clemson Victory	45 (2006)
Longest UNC Win Streak	4 (1969-72)
Longest Clemson Win Streak	7 (1986-92)

## Belichick vs. Opponents

College:	NFL:
California _____ 0-0	Arizona Cardinals _____ 6-1
Charlotte _____ 1-0	Atlanta Falcons _____ 7-1
<b>Clemson</b> _____ <b>0-0</b>	Baltimore Ravens _____ 9-5
Duke _____ 0-0	Buffalo Bills _____ 37-13
NC State _____ 0-0	Carolina Panthers _____ 4-3
Richmond _____ 1-0	Chicago Bears _____ 6-2
Stanford _____ 0-0	Cincinnati Bengals _____ 15-5
Syracuse _____ 0-0	Cleveland Browns _____ 9-2
TCU _____ 0-1	Dallas Cowboys _____ 6-3
UCF _____ 0-1	Denver Broncos _____ 11-14
Virginia _____ 0-0	Detroit Lions _____ 5-4
Wake Forest _____ 0-0	Green Bay Packers _____ 4-4
	Houston Texans _____ 11-3
	Indianapolis Colts _____ 19-10
	Jacksonville Jaguars _____ 9-3
	Kansas City Chiefs _____ 10-7
	Las Vegas Raiders _____ 9-3
	Los Angeles Chargers _____ 12-6
	Los Angeles Rams _____ 7-2
	Miami Dolphins _____ 28-23
	Minnesota Vikings _____ 4-5
	New England Patriots _____ 4-2
	New Orleans Saints _____ 5-3
	New York Giants _____ 4-6
	New York Jets _____ 39-13
	Philadelphia Eagles _____ 6-4
	Pittsburgh Steelers _____ 17-12
	San Francisco 49ers _____ 4-2
	Seattle Seahawks _____ 4-2
	Tampa Bay Buccaneers _____ 5-2
	Tennessee Titans _____ 12-8
	Washington Commanders _____ 4-3







## ACC STANDINGS

Team	Overall	ACC	H / A / N	Streak
No. 17 Georgia Tech	5-0	2-0	3-0 / 2-0 / 0-0	W5
No. 24 Virginia	4-1	2-0	4-0 / 0-1 / 0-0	W3
Duke	3-2	2-0	2-1 / 1-1 / 0-0	W2
Louisville	4-0	1-0	3-0 / 1-0 / 0-0	W4
California	4-1	1-0	2-0 / 2-1 / 0-0	W1
Virginia Tech	2-3	1-0	1-2 / 1-0 / 0-1	W2
Syracuse	3-2	1-1	2-1 / 1-1 / 0-0	L1
Stanford	2-3	1-1	2-0 / 0-3 / 0-0	W1
NC State	3-2	1-2	2-1 / 1-1 / 0-0	L2
No. 3 Miami	4-0	0-0	4-0 / 0-0 / 0-0	W4
<b>North Carolina</b>	<b>2-2</b>	<b>0-0</b>	<b>1-1 / 1-1 / 0-0</b>	<b>L1</b>
SMU	2-2	0-0	1-1 / 1-1 / 0-0	L1
No. 18 Florida State	3-1	0-1	3-0 / 0-1 / 0-0	L1
Pitt	2-2	0-1	2-1 / 0-1 / 0-0	L2
Wake Forest	2-2	0-2	2-2 / 0-0 / 0-0	L2
Boston College	1-3	0-2	1-1 / 0-2 / 0-0	L3
<b>Clemson</b>	<b>1-3</b>	<b>0-2</b>	<b>1-2 / 0-1 / 0-0</b>	<b>L2</b>

## THIS WEEK'S ACC SCHEDULE

### Saturday, Oct. 4

**Clemson at North Carolina - Noon - Chapel Hill, N.C. - ESPN**

Boston College at Pitt - Noon - Pittsburgh, Pa. - ACC Network

Wake Forest at Virginia Tech - 1 PM - Blacksburg, Va. - The CW

Campbell at NC State - 2 PM - Raleigh, N.C. - ACCNX

No. 24 Virginia at Louisville - 3:30 PM - Louisville, Ky. - ESPN2

Syracuse at SMU - 3:30 PM - Dallas, Texas - ACC Network

No. 3 Miami at No. 18 Florida State - 7:30 PM - Tallahassee, Fla. - ABC

Duke at California - 10:30 PM - Berkeley, Calif. - ESPN

## LAST WEEK IN THE ACC

### Friday, Sept. 26

Virginia 46, No. 8 Florida State 38 (20T) - Charlottesville, Va.

### Saturday, Sept. 27

Louisville 34, Pitt 27 - Pittsburgh, Pa.

Duke 38, Syracuse 3 - Syracuse, N.Y.

No. 16 Georgia Tech 30, Wake Forest 29 (OT) - Winston-Salem, N.C.

California 28, Boston College 24 - Chensnut Hill, Mass.

Virginia Tech 23, NC State 21 - Raleigh, N.C.

Stanford 30, San Jose State 29 - Stanford, Calif.

## 2025 ACC PRESEASON FOOTBALL TEAM

### OFFENSE

QB: Cade Klubnik, Clemson  
RB: Isaac Brown, Louisville  
RB: Jamal Haynes, Ga. Tech  
WR: Antonio Williams, Clemson  
WR: Bryant Wesco Jr., Clemson  
WR: Chris Bell, Louisville  
TE: Justin Joly, NC State  
AP: Desmond Reid, Pitt  
OT: Francis Mauigoa, Miami  
OT: Blake Miller, Clemson  
OG: Keylan Rutledge, Ga. Tech  
OG: Walker Parks, Clemson  
C: Ryan Linthicum, Clemson

### DEFENSE

DE: T.J. Parker, Clemson  
DE: Rueben Bain Jr., Miami  
DT: Peter Woods, Clemson  
DT: Darrell Jackson Jr., Florida St.  
LB: Kyle Louis, Pitt.  
LB: Wade Woodaz, Clemson  
LB: Sammy Brown, Clemson  
CB: Avieon Terrell, Clemson  
CB: Chandler Rivers, Duke  
S: Isaiah Nwokobia, SMU  
S: Terry Moore, Duke

### SPECIAL TEAMS

PK: Collin Rogers, SMU  
P: Jack Stonehouse, Syracuse  
SP: Desmond Reid, Pitt

## OPPONENT BREAKDOWN

### TCU Horned Frogs

3-1 (0-1 Big 12)

<b>Sept. 1</b>	<b>at North Carolina</b>	<b>W, 48-14</b>
Sept. 13	Ablene Christian	W, 42-21
Sept. 20	SMU	W, 35-24
Sept. 26	at Arizona St.*	L, 27-24
Oct. 4	Colorado*	7:30 PM
Oct. 11	at Kansas State*	3:30 PM
Oct. 18	Baylor*	TBA
Oct. 25	at West Virginia*	TBA
Nov. 8	No. 14 Iowa State*	TBA
Nov. 15	at No. 23 BYU*	TBA
Nov. 22	at Houston*	TBA
Nov. 29	at Cincinnati*	TBA

### UCF Knights

3-0 (0-0 Big 12)

Aug. 28	Jacksonville State	W, 17-10
Sept. 6	North Carolina A&T	W, 68-7
<b>Sept. 20</b>	<b>North Carolina</b>	<b>W, 34-9</b>
Sept. 27	at Kansas State*	L, 34-20
Oct. 4	Kansas*	7:30 PM
Oct. 11	at Cincinnati*	Noon
Oct. 18	West Virginia*	TBA
Nov. 1	at Baylor*	TBA
Nov. 7	Houston*	8 PM
Nov. 15	at No. 11 Texas Tech*	TBA
Nov. 22	Oklahoma State*	TBA
Nov. 29	at No. 23 BYU*	TBA

### No. 24 Virginia Cavaliers

4-1 (2-0 ACC)

Aug. 30	Coastal Carolina	W, 48-7
Sept. 6	at NC State	L, 35-31
Sept. 13	William & Mary	W, 55-16
Sept. 20	Stanford*	W, 48-20
Sept. 26	No. 8 Florida State*	W, 46-38 (20T)
Oct. 4	at Louisville*	3:30 PM
Oct. 18	Washington State	6:30 PM
<b>Oct. 25</b>	<b>at North Carolina*</b>	<b>TBA</b>
Nov. 1	at California*	TBA
Nov. 8	Wake Forest*	TBA
Nov. 15	at Duke*	TBA
Nov. 29	Virginia Tech*	TBA

### Wake Forest Demon Deacons

2-2 (0-2 ACC)

Aug. 29	Kennesaw State	W, 10-9
Sept. 6	Western Carolina	W, 42-10
Sept. 11	NC State*	L, 34-24
Sept. 27	No. 16 Georgia Tech*	L, 30-29 (OT)
Oct. 4	at Virginia Tech*	1 PM
Oct. 11	at Oregon State	3:30 PM
Oct. 25	SMU*	TBA
Nov. 1	at No. 18 Florida State*	TBA
Nov. 8	at No. 24 Virginia*	TBA
<b>Nov. 25</b>	<b>North Carolina*</b>	<b>TBA</b>
Nov. 22	Delaware	TBA
Nov. 29	at Duke*	TBA

### Charlotte 49ers

1-3 (0-1 American)

Aug. 29	vs. Appalachian State	L, 34-11
<b>Sept. 6</b>	<b>North Carolina</b>	<b>L, 20-3</b>
Sept. 13	Monmouth	W, 42-35
Sept. 18	Rice*	L, 28-17
Oct. 3	at USF*	7 PM
Oct. 11	at Army*	Noon
Oct. 18	Temple*	TBA
Oct. 24	North Texas*	7 PM
Nov. 8	at East Carolina*	TBA
Nov. 15	UTSA*	TBA
Nov. 22	at No. 5 Georgia	12:45 PM
Nov. 29	at Tulane*	TBA

### Clemson Tigers

1-3 (0-2 ACC)

Aug. 30	No. 9 LSU	L, 17-10
Sept. 6	Troy	W, 27-16
Sept. 13	at Georgia Tech*	L, 24-21
Sept. 20	Syracuse*	L, 34-21
<b>Oct. 4</b>	<b>at North Carolina*</b>	<b>Noon</b>
Oct. 11	at Boston College*	7:30 PM
Oct. 18	SMU*	TBA
Nov. 1	Duke*	TBA
Nov. 8	No. 18 Florida State*	TBA
Nov. 14	at Louisville*	7:30 PM
Nov. 22	Furman	TBA
Nov. 29	at South Carolina	Noon

### Syracuse Orange

3-2 (1-1 ACC)

Aug. 30	vs. No. 24 Tennessee	L, 45-26
Sept. 6	UConn	W, 27-20 (OT)
Sept. 12	Colgate	W, 66-24
Sept. 20	at Clemson*	W, 34-21
Sept. 27	Duke*	L, 38-3
Oct. 4	at SMU*	3:30 PM
Oct. 18	Pitt*	TBA
Oct. 25	at No. 17 Georgia Tech*	TBA
<b>Oct. 31</b>	<b>North Carolina*</b>	<b>7:30 PM</b>
Nov. 8	at No. 3 Miami*	TBA
Nov. 22	at No. 21 Notre Dame	3:30 PM
Nov. 29	Boston College*	TBA

### Duke Blue Devils

3-2 (2-0 ACC)

Aug. 28	Elon	W, 45-17
Sept. 6	No. 11 Illinois	L, 45-19
Sept. 13	at Tulane	L, 34-27
Sept. 20	NC State*	W, 45-33
Sept. 27	at Syracuse*	Noon
Oct. 4	at California*	10:30 PM
Oct. 18	No. 17 Georgia Tech	TBA
Nov. 1	at Clemson*	TBA
Nov. 8	at UConn	3:30 PM
Nov. 15	No. 24 Virginia*	TBA
<b>Nov. 22</b>	<b>at North Carolina*</b>	<b>TBA</b>
Nov. 29	Wake Forest*	TBA

### Richmond Spiders

3-2 (0-1 Patriot League)

Aug. 30	at Lehigh*	L, 21-14
Sept. 6	at Wofford	W, 14-10
<b>Sept. 13</b>	<b>at North Carolina</b>	<b>L, 41-6</b>
Sept. 20	VMI	W, 38-14
Sept. 27	Howard	W, 13-12
Oct. 4	at Bucknell*	Noon
Oct. 11	at Colgate*	1 PM
Oct. 18	Holy Cross*	2 PM
Nov. 1	Fordham*	2 PM
Nov. 8	at Georgetown*	1 PM
Nov. 15	Lafayette*	2 PM
Nov. 22	at William & Mary	1 PM

### California Golden Bears

4-1 (1-0 ACC)

Aug. 30	at Oregon State	W, 34-15
Sept. 6	Texas Southern	W, 35-3
Sept. 13	Minnesota	W, 27-14
Sept. 20	at San Diego State	L, 34-0
Sept. 27	at Boston College*	W, 28-24
Oct. 4	Duke*	10:30 PM
<b>Oct. 17</b>	<b>North Carolina*</b>	<b>10:30 PM</b>
Oct. 24	at Virginia Tech*	7:30 PM
Nov. 1	No. 24 Virginia*	TBA
Nov. 8	at Louisville*	TBA
Nov. 22	at Stanford*	TBA
Nov. 29	SMU*	TBA

### Stanford Cardinal

2-3 (1-1 ACC)

Aug. 23	at Hawaii	L, 23-20
Sept. 6	at BYU	L, 27-3
Sept. 13	Boston College*	W, 30-20
Sept. 20	at Virginia*	L, 48-20
Sept. 27	San Jose State	W, 30-29
Oct. 11	at SMU*	Noon
Oct. 18	No. 18 Florida State*	10:30 PM
Oct. 25	at No. 3 Miami*	TBA
Nov. 1	Pitt*	TBA
<b>Nov. 8</b>	<b>at North Carolina*</b>	<b>TBA</b>
Nov. 22	California*	TBA
Nov. 29	No. 21 Notre Dame*	TBA

### NC State Wolfpack

3-2 (1-2 ACC)

Aug. 28	East Carolina	W, 24-17
Sept. 6	Virginia	W, 35-31
Sept. 11	at Wake Forest*	W, 34-24
Sept. 20	at Duke*	L, 45-33
Sept. 27	Virginia Tech*	L, 23-21
Oct. 4	Campbell	2 PM
Oct. 11	at No. 21 Notre Dame	3:30 PM
Oct. 25	at Pitt*	TBA
Nov. 1	No. 17 Georgia Tech*	TBA
Nov. 15	at No. 3 Miami*	TBA
Nov. 21	No. 18 Florida State*	8 PM
<b>Nov. 29</b>	<b>North Carolina*</b>	<b>TBA</b>



## QUICK FACTS

### GENERAL INFORMATION

School	University Of North Carolina
Location	Chapel Hill, N.C.
Founded	1789
Enrollment	20,566
Nickname	Tar Heels
School Colors	Carolina Blue And White
Stadium	Kenan Stadium
Capacity	50,500
Surface	Natural Grass
Affiliation/Conference	NCAA DI - FBS/ACC
Chancellor	Lee H. Roberts
Director Of Athletics	Bubba Cunningham

### ATHLETIC COMMUNICATIONS

Assistant AD	Justin Wilson
Email	Juwilson@unc.edu
Cell	336-660-8584
Football Secondary	Jordan Green
Email	Jordan.green@unc.edu
Cell	419-571-7460
Website	GoHeels.com
Twitter/X	@UNCFootball
Facebook	/UNCFootball
Instagram	@UNCFootball

### Carolina Football Staff

Head Coach	Bill Belichick
General Manager	Michael Lombardi
Offensive Coordinator/Tight Ends	Freddie Kitchens
Offensive Line Coach	Will Friend
Quarterbacks Coach	Matt Lombardi
Wide Receivers Coach	Garrick McGee
Running Backs Coach	Natrone Means
Offensive Assistant	Corey Gaynor
Offensive Assistant	Manny Miles
Offensive Assistant	Caleb Pickrell
Defensive Coordinator/Linebackers	Steve Belichick
Defensive Line Coach	Bob Diaco
Defensive Backs/Safeties Coach	Brian Belichick
Cornerbacks Coach	Armond Hawkins
Inside Linebackers Coach	Jamie Collins
Outside Linebackers Coach	Ty Nichols
Special Teams Coordinator	Mike Priefer
Special Teams Assistant	Billy Miller
Director Of Sports Performance	Moses Cabrera
Director Of Sports Medicine	Dr. Mario Ciocca
Staff Athletic Trainer	Luke Ross
Head Equipment Manager	Jason Freeman

## TAR HEEL NOTES

### Coaches Versus Cancer

- For the third-straight year, the North Carolina Football program welcomed pediatric cancer patients and their families to the Kenan Football Center for the annual Kicks for Kids event.
- Each patient was paired with a player to create a unique design for each coach to don on the sideline this weekend versus Clemson.
- The game-worn shoes will be available for purchase through an auction link, with all proceeds benefiting the UNC Children's Hospital.



### Series History: Clemson

- Saturday is the 61st all-time meeting between the two programs, a series that dates back to 1897.
- Carolina is 19-40-1 all-time against the Tigers, including an 11-16-1 record in Chapel Hill.
- The Tar Heels are seeking their first win over Clemson since 2010, a 21-16 victory for Carolina at Kenan Stadium.
- In the last 10 matchups between Carolina and Clemson in Chapel Hill, Carolina is 4-6 in those games.

### Last 10 matchups in Chapel Hill:

- Nov. 4, 1989: Loss, 35-3  
- Clemson ranked No. 21
- Nov. 9, 1991: Loss, 21-6  
- Clemson ranked No. 15
- Nov. 6, 1993: Win, 24-0  
- Carolina ranked No. 16
- Nov. 5, 1994: Loss, 28-17
- Aug. 31, 1996: Win, 45-0
- Oct. 3, 1998: Win, 21-14
- Oct. 21, 2000: Loss, 38-24  
- Clemson ranked No. 5
- Nov. 9, 2002: Loss, 42-12
- Oct. 9, 2010: Win, 21-16
- Sept. 28, 2019: Loss, 21-20  
- Clemson ranked No. 1

### ACC Opener History

- Entering the matchup versus the Tigers, Carolina is 30-42 all-time in Atlantic Coast Conference openers (since 1953), and 38-34 all-time in the ACC home opener.
- Saturday is the fourth time the Tar Heels will open ACC play versus Clemson.
- A season ago, Carolina opened ACC action on the road at Duke (Loss, 21-20), followed by the conference home opener a week later versus Pitt (Loss, 34-24).

### Carolina vs. Clemson in the ACC Opening Game:

- Sept. 19, 1959 in Chapel Hill: Loss, 20-18
- Aug. 31, 1996 in Chapel Hill: Win, 45-0
- Sept. 27, 2024 in Clemson: Loss, 50-35
- **Oct. 4, 2025 in Chapel Hill: Noon**



## TAR HEEL NOTES

### Versus The Preseason Top-Five

- Clemson opened the 2025 campaign slated at No. 4 in the preseason Associated Press Poll.
- Since 2000, Clemson will be the 11th opponent the Tar Heels have faced that began the preseason in the top-five.
- In the stretch, the lone Carolina victory came in 2016, a 37-35 victory on the road at Florida State (preseason No. 4).

### Since 2000, Carolina vs. Preseason Top-Five (Preseason Ranking):

- 2000 at Florida State (No. 2)
- 2001 at Oklahoma (No. 3)
- 2001 at Texas (No. 5)
- 2002 at Texas (No. 4)
- 2002 at Florida State (No. 3)
- 2004 at Florida State (No. 5)
- 2006 at Notre Dame (No. 2)
- 2016 at Florida State (No. 4)
- 2019 vs. Clemson (No. 1)
- 2022 vs. Notre Dame (No. 5)

### From The Notes: UCF Recap

- The matchup was the first meeting between Carolina and UCF, after previously scheduled games in 2018 and 2020 were canceled.
- Demon June led the Tar Heels with 50 yards rushing on 10 carries. The freshman has paced Carolina in rushing the last three games.
- Offensive lineman Austin Blaske made his season debut against the Knights. The 2025 Rimington Trophy Watch List member started 12 games for the Tar Heels a season ago.
- On the first drive, the Carolina defense allowed its first touchdown since the fourth quarter of the Week One matchup against TCU.
- Rece Verhoff nailed a 40-yard field goal in the second quarter, adding to his streak of 10-straight field goal makes.

### Coaching Matchup

- The matchup between Carolina and Clemson provides the most head coaching victories between two Power Four coaches this season (wins across all levels as head coach):

1. **Bill Belichick (UNC) vs. Dabo Swinney (Clemson): 516 wins**
2. Brian Kelly (LSU) vs. Dabo Swinney (Clemson): 477 wins
3. Brian Kelly (LSU) vs. Kalen DeBoer (Alabama): 413 wins
4. Brian Kelly (LSU) vs. Lane Kiffin (Ole Miss): 411 wins

### June Bursts On The Scene

- In the last three games, freshman Demon June has led the Tar Heels in rushing with 250 yards on 33 carries.
- June led the Tar Heels in the win over Richmond on Sept. 13, posting 148 yards and a touchdown.
- June logged the first 100-yard game for Carolina this fall, becoming the first Tar Heel freshman to lead Carolina in rushing in back-to-back games since Michael Carter in 2017.
- The Jacksonville, N.C. native's 148 yards were the most for a freshman running back since Carter's 157 yards against Virginia in 2017.
- June's 50-yard rush on the opening drive was the longest by a Carolina freshman since Omarion Hampton's 58-yarder against Georgia State in 2022.
- As of Sept. 29, June ranks fourth nationally in freshman Power Four rushing yards this season.

## TAR HEEL TRENDS

Overall	2-2
ACC	0-0
Non-Conference	2-2
Home	1-1
Away	1-1
Neutral	0-0
Current overall streak	Lost 1
Current home streak	Won 1
Current conference streak	Lost 2
Current road streak	Lost 1
Current neutral site streak	Lost 1
Current bowl streak	Lost 5
Last win	9/13/25 vs. Richmond, 41-6
Last loss	9/20/25 at UCF, 34-9
Day game	1-1
Night game	1-1
ESPN	0-1
ESPN2	0-0
ESPN+	1-0
ACC Network	1-0
September	2-2
October	0-0
November	0-0
vs. FBS Top-25 teams	0-0
vs. FBS non-ranked teams	2-2
On artificial turf	1-0
On natural grass	1-2
Scoring first	2-1
Opponent scores first	0-1
Leading after 1st quarter	2-0
Trailing after 1st quarter	0-1
Tied after 1st quarter	0-1
Leading at halftime	2-0
Trailing at halftime	0-2
Tied at halftime	0-0
Leading after 3rd quarter	2-0
Trailing after 3rd quarter	0-2
Tied after 3rd quarter	0-0
Overtime	0-0
Scoring 0-14 points	0-2
Scoring 15-28 points	1-0
Scoring 29-39 points	0-0
Scoring 40+ points	1-0
Allowing 0-14 points	2-0
Allowing 15-28 points	0-0
Allowing 29+ points	0-2
With 100-yard rusher	1-0
Allow 100-yard rusher	1-1
With 300-yard passer	0-0
Allow 300-yard passer	0-0
Outgain opponent	2-0
Total offense 300+ yards	2-0
Allow 300+ yards total offense	0-2
Total offense 400+ yards	0-0
Allow 400+ yards total offense	0-1
Total offense 500+ yards	0-0
Allow 500+ yards total offense	0-1
Total offense 600+ yards	0-0
Allow 600+ yards total offense	0-0
No turnovers	1-0
Two or fewer turnovers	0-1
Three or more turnovers	0-1
No takeaways	0-1
Two or more takeaways	2-0
Commit fewer turnovers	1-0
Equal turnovers	0-0
Commit more turnovers	0-2
Control time of possession	0-0
Opponent controls time of possession	2-2
Games decided by 1-8 points	0-0
Games decided by 9-16 points	0-0
Games decided by 17-24 points	1-0
Games decided by 25+ points	1-2
Win Coin Toss	1-1
Lose Coin Toss	1-1
Blue Jerseys	1-1
White Jerseys	1-1



## TAR HEEL NOTES

### New Era In Chapel Hill

- On December 11, 2024, Bill Belichick was named head coach of the University of North Carolina football program.
- Belichick became the 12th head coach to lead the program since Carolina began play in the Atlantic Coast Conference (1953).
- An eight-time Super Bowl champion, Belichick won two titles as a defensive coordinator with the New York Giants, and six as the head coach of the New England Patriots.
- Belichick's father, Steve, was an assistant coach for the Tar Heels from 1953-1955, before going on to become an assistant coach for more than three decades at the United States Naval Academy.
- Belichick is the second Super Bowl winning head coach to become a college head coach after winning the Super Bowl, joining Bill Walsh.

### Johnson Brother Connection

- Tar Heel quarterback Max Johnson and tight end Jake Johnson have connected on four passes for 25 yards and a touchdown this season.
- The Johnson brother duo's touchdown in the season opener versus TCU became the first brother-to-brother touchdown in program history.
- In 2023 while the tandem was at Texas A&M, Jake's first career touchdown catch came courtesy of Max, becoming the first brother-to-brother scoring connection in Aggie history.

### New Faces, New Places

- At the start of the season, the 2025 roster featured 38 returners and 70 newcomers.
- Of the newcomers, 40 arrived in Chapel Hill via the transfer portal and the 2025 Tar Heel roster includes 30 true freshmen.
- The 40-player transfer class arrives at Carolina with 662 career games played at the Division I level (FBS or FCS) entering the 2025 campaign.

### Belichick With Washington Last Season

- New Carolina defensive coordinator Steve Belichick spent the 2024 campaign in the same role at the University of Washington, leading the defense in head coach Jedd Fisch's first season with the Huskies.
- With the transition from Washington to Carolina, Belichick brought along Armond Hawkins as the Carolina cornerbacks coach, along with defensive transfers Thaddeus Dixon (No. 1), Khmori House (No. 7) and Peyton Waters (No. 17).
- A season ago, Dixon earned honorable mention All-Big Ten as a cornerback for the Huskies, and House collected College Football Network All-America recognition at linebacker.
- Washington's pass defense numbers nationally during the 2024 season:
  - Passing Yards Allowed: Fifth (166.8/game)
  - Opponent Yards Per Pass Attempt: Third (5.68/attempt)
  - Total Passing Yards Allowed: Fourth (2,001)
  - Total Completions Allowed: 14th (194)

### Southpaw Slingers

- Carolina entered the 2025 season with six quarterbacks on the roster, four who throw left handed:
  - Gio Lopez: No. 7
  - Au'Tori Newkirk: No. 10
  - Max Johnson: No. 14
  - Andres Miyares Jr.: No. 18
- The last Tar Heel left-handed quarterback who was the primary starter was Nathan Elliott (2018).

### Under Center

- The Tar Heels have two quarterbacks holding considerable experience under their belts, Max Johnson and Gio Lopez.
- Johnson, in his second year with the program, started for the Tar Heels in the season opening win at Minnesota a year ago, before suffering a season-ending lower-body injury.
- Johnson arrived in Chapel Hill after spending four years as the primary starter at LSU and Texas A&M.
- The son of Super Bowl champion Brad Johnson, Max's brother, Jake, is a tight end for the Tar Heels.
- Lopez begins his first season in the Carolina Blue, joining the program after the spring transfer portal window.
- In 2024 at South Alabama, Lopez started 11 of 13 games for the Jaguars, earning All-Sun Belt honorable mention honors.
- The quarterback tandem helps Carolina rank in the top-five as a team in the Atlantic Coast Conference entering the 2025 campaign in numerous categories (FBS stats only):
  - Career Games Played: Tied Fourth (47)
  - Career Starts: Second (35)
  - Career Passing Attempts: Third (1,176)
  - Career Passing Yards: Second (8,957)
- Carolina's quarterback depth chart also includes:
  - Bryce Baker (No. 2): True Freshman
  - Au'Tori Newkirk (No. 10): True Freshman
  - DJ Mazzone (No. 15): Sophomore
  - Andres Miyares Jr. (No. 18): Redshirt-Freshman

### Protectors Up Front

- Carolina welcomed 11 new faces (eight transfers, three true freshmen) to the offensive line room entering the new year:
  - Daniel King (No. 52): Troy
  - Christo Kelly (No. 53): Holy Cross
  - Miles McVay (No. 54): Alabama
  - Jakai Moore (No. 55): South Carolina
  - Jordan Hall (No. 66): UAB
  - Chad Lindberg (No. 69): Rice
  - William Boone (No. 71): Prairie View A&M
  - Will O'Steen (No. 73): Jacksonville State
  - Byron Nelson (No. 70): Freshman
  - Eidan Buchanan (No. 72): Freshman
  - Trey Blue (No. 77): Freshman
- The Tar Heels return Jani Norwood (No. 56), Bo Burkes (No. 57), Austin Blaske (No. 58), and Aidan Banfield (No. 68) who appeared or started in a game a season ago.





## TAR HEEL NOTES

### Hardy's Football Lineage

- Defensive back Will Hardy's family history in college football dates back generations, as the Lawrenceville, Ga. native is a fifth-generation college football player:

- Great-great Grandfather, Reid: Mercer
- Great Grandfather, Tom: Georgia (All-America at UGA, NFL All-Pro with Green Bay)
- Grandfather, Tom: Georgia (All-America at UGA)
- Father, Tim: Wheaton (All-America quarterback)
- Brother, Jackson: Richmond
- **Will Hardy: North Carolina**

### On The Ground

- Since 2019, Carolina has the most 1,000-yard rushers in the country, with six:

#### 1. North Carolina (6)

- Omarion Hampton (2024): 1,660 yards
- Omarion Hampton (2023): 1,504 yards
- Ty Chandler (2021): 1,092 yards
- Michael Carter (2020): 1,245 yards
- Javonte Williams (2020): 1,140 yards
- Michael Carter (2019): 1,003 yards

#### 2. Oregon (5)

- A year ago, Hampton's 1,660 yards on the ground was third nationally, leading the Atlantic Coast Conference.

### Replacing Omarion

- Carolina looks to replace running back Omarion Hampton, who scattered his name throughout the Tar Heel record book in three seasons.
- In his three-year career, Hampton rushed for 3,565 yards (fourth all-time) and 36 rushing touchdowns (third all-time).
- Last fall, Hampton posted 1,660 yards (second all-time) and 15 touchdowns, becoming the ninth Tar Heel with multiple seasons of 1,000-or-more yards.
- A two-time All-ACC selection and two-time Doak Walker Award Finalist, Hampton collected All-America honors 10 times during his final two years as a Tar Heel.
- Hampton was selected 22nd overall in the first round of the 2025 NFL Draft in April, by the Los Angeles Chargers. Omarion became the third Carolina running back selected in the first round of the NFL Draft, the first since 1971:
  - 2025: Omarion Hampton (22nd overall to the LA Chargers)
  - 1971: Don McCauley (22nd overall to the Baltimore Colts)
  - 1965: Ken Willard (2nd overall to the San Francisco 49ers)

### The 33rd Team

- Since his hiring, Coach Belichick has detailed his vision to make Carolina the "33rd NFL team", with everything in the program centered around a professional mindset.
- The Tar Heels' staff in the Kenan Football Center embodies the message, with more than 240 years of combined NFL experience.

### Lombardi's 2024 At Oregon

- Quarterback coach Matt Lombardi arrived in Chapel Hill after spending last season on staff at Oregon, as an offensive analyst working with the quarterbacks.
- Lombardi worked alongside former Ducks' signal caller Dillon Gabriel, who finished the season as a Heisman Finalist and Big Ten Offensive Player of the Year, throwing for a career-high 3,857 yards and 30 touchdowns.
- Last season with Lombardi on staff, Oregon secured the Big Ten Championship and the No. 1 seed in the College Football Playoff.
- Before his stop in Eugene, Lombardi worked with the Las Vegas Raiders (2023), Carolina Panthers (2020-22) and Miami Dolphins (2019) in the NFL, also working in the college ranks at Baylor (2017-18) and Louisville (2014-16).

### Heading Abroad In '26

- Carolina will open the 2026 season against TCU in Dublin, Ireland, participating in the 2026 Aer Lingus College Football Classic at Aviva Stadium.
- The 2026 matchup against the Horned Frogs will be the fifth all-time meeting in the international series, as the Tar Heels will become the fourth ACC team to compete in the classic.
- Next year's opener will be the first international game in program history, and the second all-time game outside of the continental United States, joining the 1986 Aloha Bowl in Hawaii.

### Weight Room Warriors

- Head coach Bill Belichick added former New England Patriots strength coach Moses Cabrera to staff as the program's Director of Sport Performance.
- Cabrera spent 13 seasons with the Patriots, as an assistant strength coach (2011-15) before being promoted to head strength coach (2016-23). Prior to this time in New England, Cabrera spent time in the college ranks at Fresno State (2004-09) and Colorado (2010).

### Classroom Success

- In May, the NCAA announced its annual Academic Progress Rate, collecting a four-year rate of 996 (out of 1,000).
- The metric ranked first in the Atlantic Coast Conference and third nationally among football programs.



## TAR HEEL NOTES

### ACC Preseason Poll

• Carolina was picked eighth in the 2025 ACC Preseason poll, voted on by media members in July:

1. Clemson: 3083 (167)
2. Miami: 2679 (7)
3. SMU: 2612 (2)
4. Georgia Tech: 2397 (2)
5. Louisville: 2370
6. Duke: 1973
7. Florida State: 1920 (4)
- 8. North Carolina: 1611**
9. Pitt: 1571
10. NC State: 1505
11. Virginia Tech: 1412 (1)
12. Syracuse: 1381
13. Boston College: 953
14. Virginia: 871
15. California: 659
16. Wake Forest: 576
17. Stanford: 426

• In the 2025 season, Carolina will face Clemson (No. 1), Duke (No. 6), NC State (No. 10), Syracuse (No. 12), Virginia (No. 14), California (No. 15), Wake Forest (No. 16) and Stanford (No. 17).

### Multi-Sport Tar Heels

- Two members of the 2025 football roster are also affiliated with the Tar Heel men's lacrosse program, tight end Paul Barton and defensive back Jermaine Anderson.
- A member of the lacrosse program from 2022-25, Barton was a 2023 honorable mention All-America defenseman. Barton is the son of former Tar Heel offensive lineman Harris Barton, a 2021 College Football Hall of Fame member and two-time first team All-Pro for the San Francisco 49ers.
- Anderson, a freshman defensive back, begins his first season with the football and lacrosse programs at UNC, after graduating from Calvert Hall College High School in Maryland.

### Grass Is Back

- Kenan Stadium returned to its roots in 2025, as natural grass was reinstalled prior to the season.
- The footprint, which includes a synthetic turf perimeter, mirrors the look of Kenan Stadium's natural grass field from 2017-19.
- The project, funded by The Rams Club, included 67,000 square feet of sod, installed by Carolina Green.

## 2025 TAR HEEL AWARDS AND HONORS

### Marcus Allen

- East/West Shrine Bowl Watch List
- Senior Bowl Top 300 List

### Austin Blaske

- Rimington Trophy Watch List
- East/West Shrine Bowl Watch List

### Thaddeus Dixon

- Phil Steele Preseason All-ACC Team (Second Team)
- East/West Shrine Bowl Watch List
- Senior Bowl Top 300 List

### Davion Gause

- Phil Steele Preseason All-ACC Team (Fourth Team)
- Doak Walker Award Watch List

### Mikai Gbayer

- ACC Football Players of the Week: Linebacker (Week 3)

### Gavin Gibson

- East/West Shrine Bowl Watch List

### Will Hardy

- Allstate Wuerffel Trophy Watch List
- Campbell Trophy Semifinalist
- Jason Witten Collegiate Man of the Year Watch List

### Max Johnson

- Comeback Player of the Year Award Watch List

### Daniel King

- Phil Steele Preseason All-ACC Team (Third Team)
- Senior Bowl Top 300 List
- East/West Shrine Bowl Watch List

### Jakai Moore

- East/West Shrine Bowl Watch List

### Andrew Simpson


- Dick Butkus Award Preseason Watch List

### Spencer Triplett

- Phil Steele Preseason All-ACC Team (Third Team)
- Patrick Mannelly Award Watch List

### Rece Verhoff

- East/West Shrine Bowl Watch List



## IN LOVING MEMORY OF TYLEE CRAFT

◆◆◆ 2001-2024 ◆◆◆

Tylee Craft, a graduate student from Sumter, S.C. and wide receiver on the Carolina football team, passed away on Oct. 12, 2024 after a two-year battle with cancer at the tender age of 23.

As a player, Craft appeared in 11 games over his first two seasons in 2020 and 2021. He was diagnosed with stage four large cell neuroendocrine carcinoma, a rare form of lung cancer, in March of 2022. Craft was subsequently named the 2022 Disney Spirit Award winner as the most inspirational figure in college football and was also a member of the Uplifting Athletes Rare Disease Champion Team.

Craft fought courageously and was an inspiration to UNC's campus, his coaches and teammates, and everyone who knew him and drew strength from his determination and spirit.

In his honor, the UNC football nutrition office was re-named the Tylee Craft Nutrition Center.







## 2025 NORTH CAROLINA TAR HEELS

No.	Name	Pos.	Ht.	Wt.	Year	Hometown/Previous School
0	Alex Taylor	WR	6-2	190	r-Fr.	Greensboro, N.C./Grimsley
0	Ty White	DB	5-10	185	So.	Buford, Ga./Buford
1	Thaddeus Dixon	DB	6-1	185	r-Sr.	Los Angeles, Calif./Washington
1	Jordan Shipp	WR	6-2	190	So.	Charlotte, N.C./Providence Day
2	Bryce Baker	QB	6-3	205	Fr.	Kernersville, N.C./East Forsyth
2	Andrew Simpson	LB	6-2	220	r-Sr.	Wilder Ave, Calif./Boise State
3	Chris Culliver	WR	6-2	195	Jr.	Maiden, N.C./Maiden
3	Malcolm Ziglar	DB	6-3	195	So.	Fuquay-Varina, N.C./Fuquay-Varina
4	Mikai Gbayor	LB	6-2	230	Gr.	Irvington, N.J./IMissouri)
4	Caleb Hood	RB	6-0	220	r-Sr.	Rockingham, N.C./Richmond Senior
5	Gavin Gibson	DB	6-0	185	r-Sr.	Hickory, N.C./Hough
5	Jason Robinson Jr.	WR	5-10	150	r-Fr.	Long Beach, Calif./Washington
6	D'Antre Robinson	DT	6-4	315	r-Fr.	Orlando, Fla./Florida
6	Dayton Sneed	WR	6-0	196	r-So.	Hermitage, Tenn./Tennessee
7	Khmore House	LB	6-0	215	r-So.	Pasadena, Calif./Washington
7	Gio Lopez	QB	6-0	203	r-So.	Madison, Ala./South Alabama
8	Kobe Paysour	WR	6-1	190	r-Sr.	Kings Mountain, N.C./Kings Mountain
8	Smith Vilbert	DE	6-6	282	r-Sr.	Montvale, N.J./Penn Stat)
9	Melkart Abou Jaoude	DL	6-5	260	r-Jr.	Newton, N.J./Delaware
9	Javarius Green	WR	5-10	195	r-Fr.	Shelby, N.C./Crest
10	Au'Tori Newkirk	QB	6-3	200	Fr.	Norfolk, Va./Maury
10	Pryce Yates	DL	6-4	265	r-Sr.	San Antonio, T.X./Reagan
11	Ty Adams	DB	5-11	180	r-So.	Swainsboro, Ga./Swainsboro
12	Greg Smith	DB	6-4	195	r-Fr.	Riverview, Fla./Florida
14	Max Johnson	QB	6-5	225	Sr.	Athens, Ga./Texas A&M
15	DJ Mazzone	QB	6-0	175	So.	Atlanta, Ga./IMG Academy
15	Tre Miller	DB	5-10	180	r-So.	Birmingham, Ala./Deer Creek (Okla.)
16	Coleman Bryson	DB	6-2	210	r-Jr.	Waynesville, N.C./Minnesota
17	Peyton Waters	DB	6-1	185	So.	Northridge, Calif./Washington
17	Adrian Wilson	WR	6-1	170	Fr.	Pflugerville, Texas/Colorado
18	Andres Miyares Jr.	QB	6-1	210	r-Fr.	Miami, Fla./Belen Jesuit
18	Jaiden Patterson	DB	6-1	195	So.	Dacula, Ga./Mill Creek
19	Jake Johnson	TE	6-6	240	r-Jr.	Athens, Ga./Texas A&M
19	Reggie Love II	DB	5-8	175	r-So.	Raleigh, N.C./Rolesville
20	Jaylon Nichols	RB	6-0	185	Fr.	Monroe, La./Neville
20	Jalon Thompson	DB	5-11	185	So.	Orlando, Fla./Olympia
21	Kaleb Cost	DB	5-11	195	Jr.	Atlanta, Ga./Sandy Creek
23	Kristian Dunbar-Hawkins	DB	5-11	185	r-Fr.	Inland Empire, Calif./UCLA
23	Charleston French	RB	5-9	205	r-So.	Amory, Miss./Itawamba CC
24	Javion Butts	DB	6-1	175	Fr.	Gray, Ga./Jones County
25	Joseph Mupoyi	DE	6-5	261	r-Fr.	Kinshasa, DR of the Congo/Penn State
26	Khalil Conley	DB	5-11	185	r-Fr.	Asheville, N.C./Christ School
26	Jo Jo Troupe	RB	5-8	200	Fr.	Tampa, Fla./Berkeley Prep
27	Jaylen McGill	RB	5-10	200	Fr.	Spartanburg, S.C./Mount View Prep
27	Graham Reintjes	DB	6-1	185	Fr.	Austin, Texas/Regents School
28	Benjamin Hall	RB	5-11	235	r-So.	Kennesaw, Ga./Michigan
28	Chinedu Onyeagoro	LB	6-2	220	Fr.	Los Angeles, Calif./King
29	Marcus Allen	DB	6-2	190	Sr.	Marietta, Ga./Walton
30	Evan Bennett	LB	6-2	230	r-Fr.	Eatonton, Ga./Gatewood School
31	Will Hardy	DB	6-2	205	Sr.	Lawrenceville, Ga./Greater Atlanta Christian
32	Jermaine Anderson	DB	6-2	195	Fr.	Fredricksburg, Va./Calvert Hall
33	Tyler Houser	LB	6-2	220	Fr.	Sparta, N.J./Pope John XXIII
33	Henry Martello	FB	6-4	250	Fr.	Culver, Ind./Culver
35	Demon June	RB	5-11	215	Fr.	Jacksonville, N.C./Jacksonville
37	Davion Gause	RB	5-11	215	So.	Opa-locka, Fla./Chaminade-Madonna
38	Yasir Smith	TE	6-5	265	Fr.	Summerville, S.C./Summerville
40	Tyler Thompson	LB	6-4	225	r-So.	Cary, N.C./Panther Creek
41	Jonathan Agumadu	LB	6-2	220	r-Fr.	Dallas, Texas/Oklahoma State
42	Spencer Triplett	LS	6-1	240	r-Sr.	Shelby, N.C./Shelby
43	Lantz Pascal	LB	6-1	225	Fr.	Fort Lauderdale, Fla./St. Thomas Aquinas



## 2025 NORTH CAROLINA TAR HEELS

No.	Name	Pos.	Ht.	Wt.	Year	Hometown/Previous School
44	Jake Bauer	LB	6-1	225	Fr.	West Chester, Pa./Malvern Prep
47	Austin Alexander	LB	6-3	240	Fr.	Burlington, Ky./Cooper
48	Gannon Burt	LS	6-1	205	r-So.	Fort Mill, S.C./Florida
51	Peter Pesansky	OL	6-2	290	r-Fr.	Tampa, Fla./Jesuit
52	Daniel King	OL	6-5	340	r-Sr.	Cairo, Ga./Troy
53	Christo Kelly	OL	6-4	305	r-Sr.	Wilmette, Ill./Holy Cross
54	Timir Hickman-Collins	LB	6-2	215	r-Fr.	Fort Mill, S.C./Florida State
54	Miles McVay	OL	6-6	350	r-So.	East Saint Louis, Ill./Alabama
55	Jakai Moore	OL	6-6	318	r-Sr.	Nokesville, Va./South Carolina)
56	Jani Norwood	OL	6-4	290	r-Fr.	Ramsuer, N.C./Eastern Randolph
57	Bo Burkes	OL	6-2	305	r-Jr.	Centreville, Ala./Bibb County
58	Austin Blaske	OL	6-5	310	r-Sr.	Effingham County, Ga./Georgia
66	Jordan Hall	OL	6-8	336	r-So.	Columbus, Ohio/UAB
68	Aidan Banfield	OL	6-3	300	So.	Buford, Ga./Mill Creek
69	Chad Lindberg	OL	6-6	315	r-Sr.	League City, Texas/Rice
70	Byron Nelson	OL	6-3	300	Fr.	Katy, Texas/Katy
71	William Boone	OL	6-6	340	r-Jr.	Conyers, Ga./Prairie View A&M
72	Eidan Buchanan	OL	6-9	330	Fr.	Montgomery Village, Md./Good Counsel
73	Will O'Steen	OL	6-3	230	r-Sr.	Anniston, Ala./Jacksonville State
77	Trey Blue	OL	6-6	330	Fr.	Cary, N.C./Cary
80	Jordan Owens	TE	6-6	255	Sr.	McGehee, Ark./Oklahoma State
81	Connor Cox	TE	6-6	250	r-So.	Jacksonville, Fla./South Carolina
82	Nathan Leacock	WR	6-3	217	r-So.	Rolesville, N.C./Tennessee
83	Kennedy Uzoma	WR	6-5	210	Fr.	Beltsville, Md./St. John's Catholic Prep
84	Shamar Easter	TE	6-5	215	r-So.	Ashdown, Ark./Arkansas
84	Laderion Williams	DL	6-4	310	Fr.	Hiram, Ga./Douglas County
85	Shanard Clower	WR	5-9	165	Fr.	Lakeland, Fla./Lakeland
86	Kamarion Thomas	DL	6-3	280	Fr.	Saint Albans, N.Y./Erasmus Hall
86	Madrid Tucker	WR	5-10	170	Fr.	Lehigh Acres, Fla./Fort Myers
87	Trey Giddens	DT	6-3	275	Fr.	Virginia Beach, Va./Green Run
87	Cort Halsey	TE	6-3	230	r-So.	Atherton, Calif./Menlo School
88	Deems May	TE	6-2	230	r-Jr.	Charlotte, N.C./Myers Park
89	Paul Barton	TE	6-4	210	Gr.	Palo Alto, Calif./Sacred Heart Prep
89	Emmanuel Nwaiwu	DL	6-4	250	Fr.	Chateauguay, Quebec/Vanier College
90	Xavier Lewis	DL	6-0	250	Fr.	Raleigh, N.C./Leesville Road
90	Rece Verhoff	K	5-11	190	Gr.	Columbus Grove, Ohio/Marshall
91	Leroy Jackson	DL	6-1	290	r-Fr.	Leesburg, Ga./Lee County
92	CJ Mims	DL	6-2	300	Jr.	Vanceboro, N.C./East Carolina
93	Devin Ancrum	DL	6-2	295	Fr.	Buford, Ga./Mill Creek
93	Jacob Horvath	P	6-1	190	Jr.	Melbourne, Australia/Eastern Illinois
94	Isaiah Johnson	DL	6-2	275	r-Jr.	Chandler, Ariz./Arizona
95	Daniel Anderson	LB	6-1	245	r-Fr.	Memphis, Tenn./Germantown
96	Nicco Maggio	DL	6-1	290	Fr.	Buford, Ga./Buford
96	Tom Maginness	P	6-0	210	Sr.	Melbourne, Australia/Monash University
97	Guytano Bartolomeo	K	5-10	170	Fr.	Old Tappan, N.J./Bergen Catholic

### Coaching Staff

**Head Coach:** Bill Belichick (Wesleyan '75) - First Season

**Offensive Coordinator/Tight Ends:** Freddie Kitchens (Alabama '98) - Third Season

**Offensive Line Coach:** Will Friend (Alabama '98) - First Season

**Quarterbacks Coach:** Matt Lombardi (Delaware '13) - First Season

**Wide Receivers Coach:** Garrick McGee (Oklahoma '96) - First Season

**Running Backs Coach:** Natrone Means (North Carolina '93) - Fifth Season

**Defensive Coordinator/Linebackers:** Steve Belichick (Rutgers '11) - First Season

**Defensive Line Coach:** Bob Diaco (Iowa '96) - First Season

**Defensive Backs/Safeties Coach:** Brian Belichick (Trinity '16) - First Season

**Cornerbacks Coach:** Armond Hawkins (Idaho '17) - First Season

**Inside Linebackers Coach:** Jamie Collins (Southern Mississippi '13) - First Season

**Outside Linebackers Coach:** Ty Nichols (Texas Tech '20) - First Season

**Special Teams Coordinator:** Mike Priefer (Navy '89) - First Season



## 2025 ROSTER BY POSITION

### Quarterback (6)

2	Bryce Baker	14	Max Johnson
7	Gio Lopez	15	DJ Mazzone
10	Au'Tori Newkirk	18	Andres Miyares Jr.

### Running Back (8)

4	Caleb Hood	27	Jaylen McGill
20	Jaylon McGill	28	Benjamin Hall
23	Charleston French	35	Demon June
26	Jo Jo Troupe	37	Davion Gause

### Fullback (1)

33	Henry Martello
----	----------------

### Wide Receiver (12)

0	Alex Taylor	17	Adrian Wilson
1	Jordan Shipp	82	Nathan Leacock
3	Chris Culliver	83	Kenedy Uzoma
5	Jason Robinson Jr.	85	Shanard Clower
6	Dayton Sneed	86	Madrid Tucker
8	Kobe Paysour		
9	Javarius Green		

### Tight End (8)

19	Jake Johnson	84	Shamar Easter
38	Yasir Smith	87	Cort Halsey
80	Jordan Owens	88	Deems May
81	Connor Cox	89	Paul Barton

### Offensive Line (16)

51	Peter Pesansky	68	Aidan Banfield
52	Daniel King	69	Chad Lindberg
53	Christo Kelly	70	Byron Nelson
54	Miles McVay	71	William Boone
55	Jakai Moore	72	Eidan Buchanan
56	Jani Norwood	73	Will O'Steen
57	Bo Burkes	77	Trey Blue
58	Austin Blaske		
66	Jordan Hall		

### Kicker (2)

90	Rece Verhoff	97	Guytano Bartolomeo
----	--------------	----	--------------------

### Defensive Line (15)

6	D'Antre Robinson	89	Emmanuel Nwaiwu
8	Smith Vilbert	90	Xavier Lewis
9	Melkart Abou Jaoude	91	Leroy Jackson
10	Pryce Yates	92	CJ Mims
25	Joseph Mupoyi	93	Devin Ancrum
84	Laderion Williams	94	Isaiah Johnson
86	Kamarion Thomas	96	Nicco Maggio
87	Trey Giddens		

### Linebacker (13)

2	Andrew Simpson	41	Jonathan Agumadu
4	Mikai Gbayor	43	Lantz Pascal
7	Khmore House	44	Jake Bauer
28	Chinedu Onyeagoro	47	Austin Alexander
30	Evan Bennett	54	Timir Hickman-Collins
33	Tyler Houser	95	Daniel Anderson
40	Tyler Thompson		

### Defensive Back (20)

0	Ty White	19	Reggie Love II
1	Thaddeus Dixon	20	Jalon Thompson
3	Malcolm Ziglar	21	Kaleb Cost
5	Gavin Gibson	23	Khristian Dunbar-Hawkins
11	Ty Adams	24	Javion Butts
12	Greg Smith	26	Khalil Conley
15	Tre Miller	27	Graham Reintjes
16	Coleman Bryson	29	Marcus Allen
17	Peyton Waters	31	Will Hardy
18	Jaiden Patterson	32	Jermaine Anderson

### Punter (2)

93	Jacob Horvath	96	Tom Maginness
----	---------------	----	---------------

### Long Snapper (2)

42	Spencer Triplett	48	Gannon Burt
----	------------------	----	-------------





# DEFENSE

DE		8	<b>SMITH VILBERT</b> 6-6   282   R-SR.	Year 2025 Career	T/S/A 5/3/2 25/13/12	TFL 1.5 9.5	SACK -- 4.5	FF -- 2	PBU -- 1	Year 2025 Career	TOTAL 2 4	TFL 1.0 3.0	SACK -- 3.0	NOTABLES - Transferred from Penn State prior to the 2025 campaign. - Appeared in 35 games during his time at Penn State. - Has the Penn State bowl record and Outback Bowl record for sacks in a game (3.0).
		25	<b>JOSEPH MUYOYI</b> 6-5   261   R-FR.	Year 2025 Career	T/S/A 1/5/2 2/0/2 3/0/3	TFL -- -- --	SACK -- -- --	FF -- -- --	PBU -- -- --	Year 2025 Career	TOTAL 1 (2x) 1 (3x)	TFL -- --	SACK -- --	NOTABLES - Transferred from Penn State prior to the 2025 campaign. - Appeared in two games last fall. - A four-star prospect and No. 3 overall prospect in Connecticut out of high school.
DT		6	<b>D'ANTRE ROBINSON</b> 6-4   315   R-FR.	Year 2025 Career	T/S/A 12/6/6 29/13/16	TFL 1.0 4.0	SACK -- 1.5	FF -- 1	PBU -- --	Year 2025 Career	TOTAL 7 7	TFL 1.0 1.0 (2x)	SACK -- 0.5	NOTABLES - Transferred from Florida prior to the 2025 campaign. - Played in 11 games last fall, earning one start. - A four-star recruit and No. 12 defensive lineman out of high school.
		94	<b>ISAIAH JOHNSON</b> 6-2   275   R-JR.	Year 2025 Career	T/S/A 13/6/7 22/8/14	TFL -- 2.5	SACK -- 2.0	FF -- --	PBU -- --	Year 2025 Career	TOTAL 5 5	TFL -- 1.5	SACK -- 1.0	NOTABLES - Transferred from Arizona prior to the 2025 campaign. - Appeared in 12 games during his three seasons with the Wildcats. - A three-star prospect coming out of high school.
DT		91	<b>LEROY JACKSON</b> 6-1   290   R-FR.	Year 2025 Career	T/S/A 13/7/6 14/7/7	TFL -- --	SACK -- --	FF -- --	PBU -- --	Year 2025 Career	TOTAL 7 7	TFL -- --	SACK -- --	NOTABLES - Appeared in one game a season ago. - Made a career-high seven tackles versus Richmond. - A three-star prospect coming out of high school.
		92	<b>CJ MIMS</b> 6-2   300   JR.	Year 2025 Career	T/S/A 11/8/3 48/13/35	TFL -- 5.5	SACK -- 2.0	FF 1 3	PBU -- --	Year 2025 Career	TOTAL 4 4 (2x)	TFL -- 2.0	SACK -- 1.0	NOTABLES - Transferred from East Carolina prior to the 2025 campaign. - Made 23 tackles and four TFLs last fall. - Posted a season best four tackles against Richmond.
DE		9	<b>MELKART ABOU JAOUDE</b> 6-5   260   R-JR.	Year 2025 Career	T/S/A 11/8/3 60/26/34	TFL 2.0 16.5	SACK 2.0 10.5	FF -- --	PBU -- --	Year 2025 Career	TOTAL 4 5 (2x)	TFL 2.0 3.0	SACK 2.0 2.0 (2x)	NOTABLES - Transferred from Delaware prior to the 2025 campaign. - An All-CAA Honorable Mention selection a year ago. - Played in 11 games, making 24 tackles, nine TFLs and 6.5 sacks last fall.
		40	<b>TYLER THOMPSON</b> 6-4   240   R-SO.	Year 2025 Career	T/S/A 2/2/0 9/8/1	TFL -- 1.0	SACK -- --	FF -- --	PBU -- --	Year 2025 Career	TOTAL 1 (2x) 3	TFL -- 1.0	SACK -- --	NOTABLES - Has played in 18 games during three years as a Tar Heel. - Saw time in 12 games last fall, making five tackles. - A four-star prospect coming out of high school.
WILL		7	<b>KHMORI HOUSE</b> 6-0   215   SO.	Year 2025 Career	T/S/A 22/13/9 57/32/25	TFL 1.5 2.5	SACK -- --	FF -- 1	PBU -- 4	Year 2025 Career	TOTAL 7 (2x) 7 (2x)	TFL 1.5 1.5	INT -- 1	NOTABLES - Transferred from Washington prior to the 2025 campaign. - Named to the Dick Butkus Award Preseason Watch List (2025). - Played in 12 games last fall for the Huskies, earning Freshman All-America honors from College Football Network.
		41	<b>JONATHAN AGUMADU</b> 6-2   220   R-FR.	Year 2025 Career	T/S/A 9/6/3 9/6/3	TFL -- --	SACK -- --	FF -- --	PBU -- --	Year 2025 Career	TOTAL 6 6	TFL -- --	INT -- --	NOTABLES - Transferred from Oklahoma State prior to the 2025 campaign. - Saw time in four games last fall. - A three-star prospect coming out of high school.
MIKE		2	<b>ANDREW SIMPSON</b> 6-0   238   R-SR.	Year 2025 Career	T/S/A 28/16/12 169/110/59	TFL 4.0 36.0	SACK 1.0 13.5	FF -- 2	PBU -- 5	Year 2025 Career	TOTAL 11 12	TFL 2.0 3.0 (2x) 1 (3x)	INT -- --	NOTABLES - Transferred from Boise State prior to the 2025 campaign. - Named to the Dick Butkus Award Preseason Watch List (2025). - Earned All-Mountain West Second Team honors a year ago.
		4	<b>MIKAI GBAYOR</b> 6-2   230   JR.	Year 2025 Career	T/S/A 16/7/9 89/38/51	TFL 2.0 11.0	SACK 1.0 2.5	FF 1 3	PBU -- 3	Year 2025 Career	TOTAL 6 (2x) 6 (5x)	TFL 1.0 (2x) 2.0	INT -- --	NOTABLES - Transferred from Missouri, spent the spring 2025 semester with the Tigers. - Played in 24 games during his time with Nebraska. - A year ago, made 49 tackles and six TFLs.
NICKEL		21	<b>KALEB COST</b> 5-11   195   JR.	Year 2025 Career	T/S/A 20/16/4 88/63/25	TFL 1.0 3.5	SACK -- 0.5	PBU -- 6	INT 1 3	Year 2025 Career	TOTAL 7 8	PBU -- 1.0 (2x) 1 (3x)	INT 1 --	NOTABLES - Had third career interception in the season opener versus TCU. - A year ago, made 45 tackles and posted four PBUs with two interceptions. - Played baseball for one season at Carolina (2024).
CB		1	<b>THADDEUS DIXON</b> 6-1   195   R-SR.	Year 2025 Career	T/S/A 12/7/5 81/53/28	TFL 1.0 4.0	SACK -- --	PBU 3 19	INT -- 2	Year 2025 Career	TOTAL 4 (2x) 8	PBU 1 (3x) 2 (4x) 1 (2x)	INT -- --	NOTABLES - Transferred from Washington prior to the 2025 campaign. - Earned All-Big Ten Honorable Mention honors a season ago. - Started college career at Long Beach City College (2021-22).
		20	<b>JALON THOMPSON</b> 5-11   185   SO.	Year 2025 Career	T/S/A 4/2/2 4/2/2	TFL -- --	SACK -- --	PBU -- --	INT -- --	Year 2025 Career	TOTAL 3 3	PBU -- --	INT -- --	NOTABLES - Appeared in nine games a season ago on special teams. - A three-star prospect coming out of high school. - Posted 97 tackles and 12 interceptions during high school.
CB		29	<b>MARCUS ALLEN</b> 6-1   190   SR.	Year 2025 Career	T/S/A 10/10/0 111/82/29	TFL 1.0 3.5	SACK -- --	PBU 3 17	INT -- 3	Year 2025 Career	TOTAL 5 9	PBU 2 3	INT -- 1 (3x)	NOTABLES - Had 43 appearances during his time at UNC, with 16 pass breakups and three interceptions. - Posted five tackles in the season opener versus TCU.
		26	<b>KHALIL CONLEY</b> 5-11   185   R-FR.	Year 2025 Career	T/S/A 1/1/0 1/1/0	TFL -- --	SACK -- --	PBU -- --	INT -- --	Year 2025 Career	TOTAL 1 1	PBU -- --	INT -- --	NOTABLES - Redshirted a year ago, did not see time in any games. - A four-star prospect coming out of high school. - Had 72 tackles and six interceptions during prep career.
S		5	<b>GAVIN GIBSON</b> 6-0   185   R-SR.	Year 2025 Career	T/S/A 18/11/7 102/61/41	TFL 1.0 11.5	SACK -- 1.0	PBU 1 7	INT -- 3	Year 2025 Career	TOTAL 6 (3x) 9	PBU 1 1 (7x) 1 (3x)	INT -- --	NOTABLES - Transferred from East Carolina prior to the 2025 campaign. - Has 39 appearances during his college career between UNC, ECU and Maryland. - A year ago, had 52 tackles and three interceptions at ECU.
		17	<b>PEYTON WATERS</b> 6-1   185   SO.	Year 2025 Career	T/S/A 2/2/0 7/5/2	TFL -- --	SACK -- --	PBU -- --	INT -- --	Year 2025 Career	TOTAL 2 2 (3x)	PBU -- --	INT -- --	NOTABLES - Transferred from Washington prior to the 2025 campaign. - Played in 13 games a year ago for the Huskies. - Posted 64 tackles and two interceptions in senior year of high school.
S		31	<b>WILL HARDY</b> 6-2   205   SR.	Year 2025 Career	T/S/A 15/10/5 109/65/44	TFL 1.0 3.0	SACK -- --	PBU -- 2	INT -- 2	Year 2025 Career	TOTAL 8 13	PBU -- 1 (2x) 1 (2x)	INT -- --	NOTABLES - Wuerffel Trophy Watch List member (2025). - Has 109 tackles in 43 career games as a Tar Heel. - A fifth-generation college player, coached by father in high school.
		18	<b>JAIDEN PATTERSON</b> 6-1   195   SO.	Year 2025 Career	T/S/A 7/3/4 9/4/5	TFL -- --	SACK -- --	PBU 1 1	INT 1 1	Year 2025 Career	TOTAL 2 2	PBU 1 1	INT 1 1	NOTABLES - Appeared in seven games a season ago, made first career tackle versus NC Central. - A four-star prospect coming out of high school. - Posted 102 tackles during final two seasons of prep career.



# UNOFFICIAL CAROLINA DEPTH CHART

## OFFENSE

<b>QB</b>	<b>7</b>	<b>Gio Lopez (6-0, 203, r-So.)</b>
	14	Max Johnson (6-5, 225, Sr.)
<b>RB</b>	<b>35</b>	<b>Demon June (5-11, 215, Fr.)</b>
	4	Caleb Hood (6-0, 220, r-Sr.)
	37	Davion Gause (5-11, 215, So.)
<b>WR</b>	<b>1</b>	<b>Jordan Shipp (6-2, 190, So.)</b>
	82	Nathan Leacock (6-3, 217, r-So.)
<b>WR</b>	<b>3</b>	<b>Chris Culliver (6-2, 195, Jr.)</b>
	8	Kobe Paysour (6-1, 190, r-Sr.)
<b>WR</b>	<b>9</b>	<b>Javarius Green (5-10, 190, r-Fr.)</b>
	0	Alex Taylor (6-2, 190, r-Fr.)
<b>TE</b>	<b>19</b>	<b>Jake Johnson (6-6, 240, r-Jr.)</b>
	80	Jordan Owens (6-6, 255, Sr.)
	81	Connor Cox (6-6, 250, r-So.)
<b>LT</b>	<b>58</b>	<b>Austin Blaske (6-5, 310, r-Sr.)</b>
	72	Eidan Buchanan (6-9, 330, Fr.)
<b>LG</b>	<b>68</b>	<b>Aidan Banfield (6-3, 300, So.)</b>
	73	Will O'Steen (6-3, 290, r-Sr.)
<b>C</b>	<b>53</b>	<b>Christo Kelly (6-4, 305, r-Sr.)</b>
	69	Chad Lindberg (6-6, 315, r-Sr.)
<b>RG</b>	<b>52</b>	<b>Daniel King (6-5, 340, r-Sr.)</b>
	73	Will O'Steen (6-3, 290, r-Sr.)
<b>RT</b>	<b>55</b>	<b>Jakai Moore (6-6, 318, r-Sr.)</b>
	54	Miles McVay (6-6, 350, r-So.)

## SPECIAL TEAMS

<b>K</b>	<b>90</b>	<b>Rece Verhoff (5-11, 190, Sr.)</b>
	97	Guytano Bartolomeo (5-10, 170, Fr.)
<b>P</b>	<b>96</b>	<b>Tom Maginness (6-0, 210, Sr.)</b>
	93	Jacob Horvath (6-1, 190, Jr.)
<b>LS</b>	<b>42</b>	<b>Spencer Triplett (6-1, 240, r-Sr.)</b>
	48	Gannon Burt (6-1, 205, r-So.)
<b>H</b>	<b>96</b>	<b>Tom Maginness (6-0, 210, Sr.)</b>
	93	Jacob Horvath (6-1, 190, Jr.)
<b>PR</b>	<b>31</b>	<b>Will Hardy (6-2, 205, Sr.)</b>
	9	Javarius Green (5-10, 190, r-Fr.)
<b>KR</b>	<b>3</b>	<b>Chris Culliver (6-2, 195, Jr.)</b>
	28	Benjamin Hall (5-11, 235, r-Jr.)

## DEFENSE

<b>DE</b>	<b>8</b>	<b>Smith Vilbert (6-6, 282, r-Sr.)</b>
	25	Joseph Mupoyi (6-5, 261, r-Fr.)
<b>DT</b>	<b>6</b>	<b>D'Antre Robinson (6-4, 315, r-Fr.)</b>
	94	Isaiah Johnson (6-2, 275, r-Jr.)
<b>DT</b>	<b>91</b>	<b>Leroy Jackson (6-1, 290, r-Fr.)</b>
	92	CJ Mims (6-2, 300, Jr.)
<b>DE</b>	<b>9</b>	<b>Melkart Abou Jaoude (6-5, 260, r-Jr.)</b>
	40	Tyler Thompson (6-4, 240, r-So.)
<b>MIKE</b>	<b>2</b>	<b>Andrew Simpson (6-0, 238, r-Sr.)</b>
	4	Mikai Gbayor (6-2, 230, Gr.)
<b>WILL</b>	<b>7</b>	<b>Khmori House (6-0, 215, So.)</b>
	41	Jonathan Agumadu (6-2, 220, r-Fr.)
<b>CB</b>	<b>1</b>	<b>Thaddeus Dixon (6-1, 195, r-Sr.)</b>
	20	Jalon Thompson (5-11, 185, So.)
<b>CB</b>	<b>29</b>	<b>Marcus Allen (6-2, 190, Sr.)</b>
	26	Khalil Conley (5-11, 185, r-Fr.)
<b>NICKEL</b>	<b>21</b>	<b>Kaleb Cost (5-11, 195, Jr.)</b>
	15	Tre Miller (5-10, 180, r-So.)
<b>S</b>	<b>5</b>	<b>Gavin Gibson (6-0, 185, r-Sr.)</b>
	17	Peyton Waters (6-1, 185, So.)
<b>S</b>	<b>31</b>	<b>Will Hardy (6-2, 205, Sr.)</b>
	18	Jaiden Patterson (6-1, 195, So.)

## PRONUNCIATIONS

#4 Mikai Gbayor	Muh-Kai Bayer
#7 Khmori House	Kuh-MORE-ee
#8 Kobe Paysour	PAY-sore
#9 Melkart Abou Jaoude	Mel-cart Uh-boo-Juh-Day
#9 Javarius Green	Juh-Var-ee-us
#24 Javion Butts	Jay-VEE-on
#25 Joseph Mupoyi	Muh-POY-ee
#27 Graham Reintjes	Rein-chiss
#28 Chinedu Onyeagoro	Chin-ih-due On-yay-garro
#35 Demon June	Duh-mon
#37 Davion Gause	Day-VEE-on goss
#41 Jonathan Agumadu	Ah-goo-MAH-doo
#51 Peter Pesansky	puh-SAN-skee
#53 Christo Kelly	Chris-toe
#54 Timir Hickman-Collins	Tuh-Mir
#55 Jakai Moore	Juh-kai
#58 Austin Blaske	BLAA-skee
#78 Trevyon Green	trey-vee-on
#83 Kenedy Uzoma	Ooo-Zoma
#85 Shanard Clower	Sha-Nard Clower (Like Slower)
#86 Kamarion Thomas	Kuh-Mar-ee-on
#89 Emmanuel Nwaiwu	ooo-WEIGH-woo
#93 Devin Ancrum	Ann-crum
#96 Tom Maginness	mah-guiness



## OFFENSIVE STARTERS

Opp.	OL	OL	OL	OL	OL	OL/TE/RB	QB	RB	WR	WR	WR/TE	K
TCU	King	Kelly	Moore	Banfield	Boone	Buchanan	Lopez	Hood	Shipp	Culliver	Owens	Verhoff
at Charlotte	King	Moore	Banfield	Lindberg	Boone	Hall	Lopez	Hood	Shipp	Culliver	Green	Verhoff
Richmond	King	Moore	Banfield	Lindberg	Boone	Owens	Lopez	June	Shipp	Green	Cox	Verhoff
at UCF	King	Moore	Blaske	Banfield	Lindberg	Johnson	Lopez	June	Shipp	Culliver	Green	Verhoff
Clemson												
at California												
Virginia												
at Syracuse												
Stanford												
at Wake Forest												
Duke												
at NC State												

## DEFENSIVE STARTERS

Opp.	DL	DL	DL	DL/LB	LB	LB	LB/DB	DB	DB	DB	DB	P
TCU	Robinson	Jackson	Johnson	Simpson	Gbayor	House	Dixon	Gibson	Cost	Allen	Hardy	Maginness
at Charlotte	Vilbert	Abou Jaoude	Mims	Jackson	Simpson	Gbayor	House	Dixon	Gibson	Allen	Hardy	Maginness
Richmond	Vilbert	Abou Jaoude	Mims	Jackson	Simpson	Gbayor	House	Dixon	Gibson	Allen	Hardy	Maginness
at UCF	Robinson	Vilbert	Abou Jaoude	Mims	Simpson	House	Dixon	Gibson	Cost	Allen	Hardy	Maginness
Clemson												
at California												
Virginia												
at Syracuse												
Stanford												
at Wake Forest												
Duke												
at NC State												



## SELECT PLAYER NOTES



### Gio Lopez

7

**QB • 6-0 • 203 • R-Sophomore**  
Madison, Ala. • James Clemons • South Alabama

#### Honors

- All-Sun Belt Honorable Mention (2024)

#### Career Stats

Year	GP-GS	C-A-I	COMP %	YDs	TDs
2023	5-1	41-61-2	67.2%	475	4
2024	11-11	206-312-5	66.0%	2,559	18
2025	4-4	42-67-3	62.7%	430	3
<b>Career</b>	<b>20-16</b>	<b>289-440-10</b>	<b>65.7%</b>	<b>3,464</b>	<b>25</b>

#### 2024 (at South Alabama)


- Started and played in 11 of South Alabama's 13 games.
- Averaged 274.7 yards of total offense per game, 22nd nationally.
- Finished the season with 2,559 yards passing and 18 touchdowns.
- Ended the year third in the Sun Belt in fewest interceptions thrown, fourth in passing touchdowns, fourth in average passing yards per game, fourth in passing efficiency and fourth in completion percentage.
- Ran for 465 yards and seven touchdowns.
- Earned All-Sun Belt honorable mention honors.

#### 2023 (at South Alabama)

- Appeared in five games during his true freshman season, earning one start.
- Named 68 Ventures Bowl MVP, leading South Alabama to first ever bowl win.

#### HIGH SCHOOL

- A three-star product by 247Sports and Rivals during prep career.
- Named a first team All-State quarterback by the Alabama Sportswriters Association.



### Max Johnson

14

**QB • 6-5 • 225 • Senior**  
Athens, Ga. • Oconee County • LSU • Texas A&M

#### Honors

- Comeback Player of the Year Award Watch List (2025)

#### Career Stats

Year	GP-GS	C-A-I	COMP %	YDs	TDs
2020	6-2	88-150-1	58.7%	1,069	8
2021	12-12	225-373-6	60.3%	2,814	27
2022	4-3	43-71-0	60.6%	517	3
2023	8-5	118-190-5	62.1%	1,452	9
2024	1-1	12-19-1	63.2%	71	0
2025	2-0	20-30-0	66.7%	170	2
<b>Career</b>	<b>33-23</b>	<b>506-833-13</b>	<b>60.7%</b>	<b>6,093</b>	<b>49</b>

#### 2024

- Started the season opening game at Minnesota, suffering a season-ending lower-body injury in the third quarter.

#### 2023 (at Texas A&M)

- Appeared in eight games, earning the start five times.
- Led the Aggies with 1,452 yards passing and nine touchdowns through the air.
- Registered his first 300-yard passing game at A&M and the sixth of his career at Ole Miss.
- Missed the final four games of the year due to injury.

#### 2022 (at Texas A&M)

- Saw time in four games, starting three for the Aggies.
- Two of his starts were versus top-15 opponents in back-to-back weeks.

#### 2021 (at LSU)

- Started in all 12 games.
- Finished the year with 2,815 yards and 27 touchdowns in the air.
- Posted seven games with with 250-or-more passing yards, and six games with three-or-more touchdowns.

#### 2020 (at LSU)

- Appeared in six games, starting twice.
- Threw for 1,069 yards and eight touchdowns.
- Took over starting quarterback duties in week nine versus Florida.

#### HIGH SCHOOL

- A four-star pro-style quarterback by Rivals and 247Sports.
- Led Oconee County High School Georgia 4A state title game as a senior.

## SELECT PLAYER NOTES



**Demon June**

**35**

**RB • 5-11 • 215 • Freshman**  
Jacksonville, N.C. • Jacksonville

### Career Stats

Year	GP-GS	ATT	YDs	TDs	LG
2025	4-2	33	250	1	50
<b>Career</b>	<b>4-2</b>	<b>33</b>	<b>250</b>	<b>1</b>	<b>50</b>

### HIGH SCHOOL

- A three-star early enrollee.
- Posted 4,741 yards and 84 touchdowns on the ground during prep career.
- Rushed for 1,442 yards and 24 touchdowns during senior campaign.
- Also competed in track and basketball prior to arriving in Chapel Hill.



**Davion Gause**

**37**

**RB • 5-11 • 215 • Sophomore**  
Opa-locka, Fla. • Chaminade-Madonna Prep

### Honors

- Doak Walker Award Watch List (2025)

### Career Stats

Year	GP-GS	ATT	YDs	TDs	LG
2024	13-1	67	326	4	21
2025	4-0	17	44	1	12
<b>Career</b>	<b>17-1</b>	<b>84</b>	<b>370</b>	<b>5</b>	<b>21</b>

### 2024


- Appeared in all 13 contests, earning one start versus UConn in the Fenway Bowl.
- Finished his true freshman campaign with 67 carries for 326 yards and four touchdowns.
- In his second college game, posted 16 rushes for 105 yards and a touchdown versus Charlotte.
- Returned a blocked punt for a touchdown against James Madison.

### HIGH SCHOOL

- An early enrollee who was a four-star prospect by Rivals.
- An Under Armour All-America during prep career, who won three state championships at Chaminade-Madonna Prep.
- Posted 4,936 yards and 56 touchdowns during high school career.



## SELECT PLAYER NOTES



### Jordan Shipp

1

**WR • 6-2 • 190 • Sophomore**  
**Charlotte, N.C. • Providence Day**

#### Career Stats

Year	GP-GS	REC	YDs	TDs	LG
2024	12-1	9	114	1	22
2025	4-4	13	193	2	39
<b>Career</b>	<b>16-5</b>	<b>22</b>	<b>307</b>	<b>3</b>	<b>39</b>

#### 2024

- Appeared in 12 games during his true freshman season, earning the start versus UConn in the Fenway Bowl.
- Finished the campaign with nine catches for 114 yards and a touchdown.
- Made first career reception in the win over Charlotte.
- Posted first career touchdown against James Madison.

#### HIGH SCHOOL

- An early enrollee who was a four-star prospect by On3.
- A three-time all-state and all-conference selection for Providence Day in Charlotte.
- Helped Providence Day win three state championships during prep career.
- In three-year career, recorded 173 receptions for 2,934 yards and 37 touchdowns.



### Chris Culliver

3

**WR • 6-2 • 195 • Junior**  
**Maiden, N.C. • Maiden**

#### Career Stats

Year	GP-GS	REC	YDs	TDs	LG
2023	11-0	1	41	1	41
2024	12-1	6	135	1	50
2025	4-3	5	104	1	51
<b>Career</b>	<b>28-4</b>	<b>12</b>	<b>280</b>	<b>3</b>	<b>51</b>

#### 2024

- Appeared in 12 games, earning the start at Boston College.
- Finished the season with six catches for 135 yards and a touchdown.
- Recorded two receptions and 96 yards with a touchdown in the regular season finale against NC State.

#### 2023

- Appeared in 11 games during true freshman campaign.
- Posted one catch for 41 yards and a touchdown against Campbell.
- Returned five kickoffs for 105 yards in the Duke's Mayo Bowl versus West Virginia.

#### HIGH SCHOOL

- A four-star prospect by On3.
- Tallied 173 catches for 3,617 yards and 52 touchdowns in last three seasons at Maiden High School.
- Posted 1,809 yards in senior campaign, the fifth-most in the country.



## SELECT PLAYER NOTES



### Kobe Paysour

8

**WR • 6-1 • 190 • R-Senior**  
Kings Mountain, N.C. • Kings Mountain

#### Career Stats

Year	GP-GS	REC	YDs	TDs	LG
2021	1-0	0	0	0	0
2022	12-4	29	324	4	49
2023	5-5	22	282	3	77
2024	13-9	21	365	0	36
2025	4-0	1	8	1	8
<b>Career</b>	<b>35-18</b>	<b>73</b>	<b>979</b>	<b>8</b>	<b>77</b>

#### 2024

- Appeared in all 13 games, earning nine starts.
- Finished the season with 21 receptions for 365 yards.
- Posted a reception in 11 games.
- Had a season best four catches for 93 yards against James Madison.
- Recorded three receptions each versus Georgia Tech and Florida State.

#### 2023

- Started the first five games of the year before a season-ending injury.
- Caught 22 passes for 282 yards and three touchdowns.
- Tallied three receptions and a season-high 100 yards against Syracuse.

#### 2022


- Appeared in 12 games and made four starts.
- Ended the season with 29 receptions for 324 yards and four touchdowns.
- Made first career start and registered eight catches for 92 yards and a touchdown at Appalachian State.
- Had seven catches for 98 yards and a touchdown in the Holiday Bowl against Oregon.

#### 2021

- Appeared in one game during true freshman campaign.

#### HIGH SCHOOL

- A four-star prospect by 247Sports.
- Posted 195 receptions for 3,912 yards and 51 touchdowns during high school career.



### Jake Johnson

19

**TE • 6-6 • 240 • R-Junior**  
Athens, Ga. • Oconee County • Texas A&M

#### Career Stats

Year	GP-GS	REC	YDs	TDs	LG
2022	5-0	1	2	0	2
2023	12-4	24	235	4	28
2024	13-0	2	21	0	20
2025	4-1	7	55	1	11
<b>Career</b>	<b>34-5</b>	<b>34</b>	<b>313</b>	<b>5</b>	<b>28</b>

#### 2024

- Appeared in all 13 games during first season in Chapel Hill.
- Ended the year with two receptions for 21 yards.
- Posted a catch in wins against Minnesota and Florida State.

#### 2023 (at Texas A&M)

- Saw time in 12 games for Texas A&M.
- Had 235 yards on 24 catches and finished second on the team with four touchdowns.
- In first career start against ULM, made six catches for 36 yards.
- Caught first career touchdown pass from his brother, Max.

#### 2022 (at Texas A&M)

- Saw the field in five games.
- Made one reception in the season opening win over Sam Houston.

#### HIGH SCHOOL

- A four-star prospect by all three major outlets.
- Selected to the 2022 All-American Bowl.
- As a senior, had 45 catches for 745 yards and eight touchdowns.



## Smith Vilbert

8

**DL • 6-6 • 282 • R-Senior**  
**Montvale, N.J. • St. Joseph Regional • Penn State**

### Career Stats

Year	GP-GS	TKL	SOLO	AST	TFL	SK	FF
2019	2-0	0	0	0	0.0	0.0	0
2020	4-0	1	0	1	0.0	0.0	0
2021	12-1	7	6	1	4.0	3.0	0
2022	1-0	0	0	0	0.0	0.0	0
2024	16-0	12	4	8	4.0	1.5	2
2025	4-3	5	3	2	1.5	0.0	0
<b>Career</b>	<b>39-4</b>	<b>25</b>	<b>13</b>	<b>12</b>	<b>9.5</b>	<b>4.5</b>	<b>2</b>

### 2024 (at Penn State)

- Saw time in 16 games during the year.
- Finished the season with 12 total tackles, 1.5 sacks and two forced fumbles.
- Had a solo tackle in four games.
- Opened the year with a sack and forced fumble against West Virginia.

### 2023 (at Penn State)

- Missed the season due to injury.

### 2022 (at Penn State)

- Appeared in one game, the season finale against Utah.

### 2021 (at Penn State)

- Saw time in 12 games, making one start.
- Finished the campaign with seven tackles, four tackles for loss and three sacks.
- Posted three sacks in the Outback Bowl versus Arkansas, a Penn State bowl record and Outback Bowl record.

### 2020 (at Penn State)

- Appeared in four games, posting a tackle against Michigan State.

### 2019 (at Penn State)

- Appeared in two games during true freshman campaign.

### HIGH SCHOOL

- A three-star recruit by 247Sports, ESPN and Rivals.
- Helped St. Joseph Regional win their first New Jersey High School Non-Public Group 4 state championship in 20 years as a senior.
- Tallied 45 tackles, 17 tackles for loss and nine sacks as a senior.



## Melkart Abou Jaoude

9

**DL • 6-5 • 260 • R-Junior**  
**Newton, N.J. • Newton • Delaware**

### Honors

- All-CAA Honorable Mention (2024)

### Career Stats

Year	GP-GS	TKL	SOLO	AST	TFL	SK	FF
2022	1-0	0	0	0	0.0	0.0	0
2023	13-2	25	8	17	5.0	2.0	0
2024	11-11	24	10	14	9.5	6.5	0
2025	4-3	11	8	3	2.0	2.0	1
<b>Career</b>	<b>29-16</b>	<b>60</b>	<b>26</b>	<b>34</b>	<b>16.5</b>	<b>10.5</b>	<b>1</b>

### 2024 (at Delaware)

- Appeared and started in 11 games.
- Finished the season with 24 tackles, along with a team-high 9.5 tackles for loss and 6.5 sacks.
- Registered at least one tackle in all 11 games.
- Had a sack in seven games, including a season best two sacks versus Richmond.

### 2023 (at Delaware)

- Appeared in all 13 games, with two starts.
- Ended the year with 25 tackles, five tackles for loss and two sacks.
- Recorded a season best five tackles against Saint Francis.
- Made two tackles in each of Delaware's games in the FCS Playoffs.


### 2022 (at Delaware)

- Appeared in one game.

### HIGH SCHOOL

- Played four season at Newton High School in prep career.

## SELECT PLAYER NOTES



### Pryce Yates

10

**DL • 6-4 • 265 • R-Senior**  
San Antonio, Texas • Reagan • UConn

#### Career Stats

Year	GP-GS	TKL	SOLO	AST	TFL	SK	FF
2022	13-9	45	13	32	9.0	4.5	1
2023	12-12	42	25	17	14.0	4.5	2
2024	7-6	21	12	9	6.5	3.5	0
2025	---	---	---	---	---	---	---
<b>Career</b>	<b>32-27</b>	<b>108</b>	<b>50</b>	<b>58</b>	<b>29.5</b>	<b>12.5</b>	<b>3</b>

#### 2024 (at UConn)

- Appeared in seven games, starting six times.
- Finished the season with 21 tackles, 6.5 tackles for loss and 3.5 sacks.
- Had a six tackles and two sacks versus Rice.
- Posted six solo tackles and a sack against North Carolina in the Fenway Bowl.

#### 2023 (at UConn)

- Appeared and started in all 12 games.
- Led the UConn defensive line with 42 tackles on the season, including 25 solo tackles, 14 tackles for loss and 4.5 sacks.
- Made six tackles and had a sack against FIU.
- Posted six tackles with a sack and fumble recovery at Boston College.

#### 2022 (at UConn)

- Played in all 13 games, making nine starts at defensive end.
- Finished the season with 45 tackles, nine tackles for loss and 4.5 sacks.
- Had three tackles and 1.5 sacks in the win over Boston College.

#### 2021 (at UConn)

- Redshirt season, did not appear in a game.

#### HIGH SCHOOL

- Played for Reagan High School during prep career.
- A first team All-District selection in high school.



### Andrew Simpson

2

**LB • 6-0 • 238 • R-Senior**  
Wilder Ave, Calif. • St. John Bosco

#### Honors

- Dick Butkus Award Preseason Watch List (2025)
- All-Mountain West Second Team (2024)

#### Career Stats

Year	GP-GS	TKL	SOLO	AST	TFL	PBU	INT
2022	14-3	29	23	6	5.0	3	0
2023	14-11	66	42	24	16.0	2	2
2024	12-11	46	29	17	11.0	0	1
2025	4-4	28	16	12	4.0	0	0
<b>Career</b>	<b>44-29</b>	<b>169</b>	<b>110</b>	<b>59</b>	<b>36.0</b>	<b>5</b>	<b>3</b>

#### 2024 (at Boise State)

- Appeared in 12 games, making 11 starts.
- Finished the season with 46 total tackles, 11 tackles for loss and an interception.
- Had five tackles, 1.5 tackles for loss and a sack at No. 7 Oregon.
- Earned All-Mountain West Second Team honors.

#### 2023 (at Boise State)

- Appeared in all 14 games, starting 11 for Boise State.
- Ended the year with 66 tackles, 16 tackles for loss and 6.5 sacks.
- Registered a season-high 12 tackles at Fresno state, including 2.5 tackles for loss.
- Had an interception in the Mountain West Championship win over UNLV.

#### 2022 (at Boise State)

- Appeared in all 14 games, making three starts.
- Made 29 tackles and three sacks on the year.
- Blocked a punt that resulted in a touchdown against New Mexico.

#### 2021 (at Boise State)

- Redshirt season, did not appear in a game.

#### HIGH SCHOOL

- A three-star recruit by 247Sports.
- Registered 35 tackles during senior season at St. John Bosco.



## SELECT PLAYER NOTES



### Mikai Gbayor

4

**LB • 6-2 • 230 • Graduate**

Irvington, N.J. • Irvington • Nebraska • Missouri

#### Career Stats

Year	GP-GS	TKL	SOLO	AST	TFL	PBU	INT
2023	12-4	24	11	13	3.0	0	0
2024	12-11	49	20	29	6.0	3	0
2025	4-3	16	7	9	2.0	0	0
<b>Career</b>	<b>27-8-18</b>	<b>89</b>	<b>38</b>	<b>51</b>	<b>11.0</b>	<b>3</b>	<b>0</b>

#### Spring 2025 (at Missouri)

- Spent the spring semester at Missouri.

#### 2024 (at Nebraska)

- Played in 12 games, making 11 starts.
- Posted a career-high 49 tackles, with six tackles for loss, one sack and three pass breakups.

#### 2023 (at Nebraska)

- Played in 12 games with four starts.
- Finished the season with 24 tackles, three tackles for loss and 0.5 sack.

#### 2022 (at Nebraska)


- Did not appear in a game.

#### 2021 (at Nebraska)

- Did not appear in a game.

#### HIGH SCHOOL

- Played for Irvington High School.
- Made 56 tackles, 29 tackles for loss and nine sacks in senior season.
- Named a USA Today All-New Jersey first team selection in senior campaign.
- Ranked as a top-10 recruit from New Jersey by 247Sports.



### Khmori House

7

**LB • 6-0 • 215 • Sophomore**

Pasadena, Calif. • St. John Bosco • Washington

#### Career Stats

Year	GP-GS	TKL	SOLO	AST	TFL	PBU	INT
2024	12-5	35	19	16	1.0	4	1
2025	4-4	22	13	9	1.5	0	0
<b>Career</b>	<b>16-9</b>	<b>57</b>	<b>32</b>	<b>25</b>	<b>2.5</b>	<b>4</b>	<b>1</b>

#### 2024 (at Washington)

- Appeared in 12 games, making five starts during true freshman campaign.
- Finished the season with 35 tackles, one tackle for loss, four pass breakups and an interception.
- Had five tackles in first career start at Washington State.
- Recorded five tackles in the win versus No. 10 Michigan.

#### HIGH SCHOOL

- Posted 72 tackles with two sacks and eight tackles for loss in senior season at St. John Bosco.



## SELECT PLAYER NOTES



### Thaddeus Dixon

1

**DB • 6-1 • 185 • R-Senior**  
Los Angeles, Calif. • La Miranda • Washington

#### Honors

- Phil Steele Preseason All-ACC Team (2025)
- Senior Bowl Top-300 (2025)
- East/West Shrine Bowl Watch List (2025)
- All-Big Ten Honorable Mention (2024)

#### Career Stats

Year	GP-GS	TKL	SOLO	AST	TFL	PBU	INT
2023	14-1	26	20	6	1.0	6	1
2024	13-12	43	26	17	3.0	10	1
2025	4-4	12	7	5	1.0	3	0
<b>Career</b>	<b>31-17</b>	<b>81</b>	<b>53</b>	<b>28</b>	<b>5.0</b>	<b>19</b>	<b>2</b>

#### 2024 (at Washington)

- Played in all 13 games, earning the start 12 times.
- Finished the year with 43 tackles, 11 pass breakups and an interception.
- Had four tackles and two pass breakups in the season opener versus Weber State.
- Posted two tackles, two pass breakups and an interception versus Washington State.

#### 2023 (at Washington)

- Played in 14 games, earning one start.
- Posted 26 tackles, seven pass breakups and an interception on the year.
- Collected lone interception of the season in the win versus Washington State.

#### 2022 (at Long Beach Community College)

- Posted 43 tackles and three interceptions over 11 games.
- Ranked as the No. 27 junior college prospect and No. 5 junior college cornerback by ESPN.

#### 2021 (at Long Beach Community College)

- Notched 34 tackles and two interceptions in first season.

#### HIGH SCHOOL

- Played for La Miranda High School.



### Gavin Gibson

5

**DB • 6-0 • 185 • R-Senior**  
Hickory, N.C. • Hough • Maryland • East Carolina

#### Career Stats

Year	GP-GS	TKL	SOLO	AST	TFL	PBU	INT
2022	11-0	17	13	4	2.0	3	0
2023	9-0	15	11	4	2.0	0	0
2024	13-10	52	26	26	6.5	3	3
2025	4-4	18	11	7	1.0	1	0
<b>Career</b>	<b>37-14</b>	<b>102</b>	<b>61</b>	<b>41</b>	<b>11.5</b>	<b>10</b>	<b>3</b>

#### 2024 (at East Carolina)

- Started all 13 games for East Carolina.
- Finished the season with 52 tackles, with 6.5 tackles for loss and three interceptions.
- Made a season-high nine tackles versus Old Dominion.

#### 2023 (at Maryland)

- Appeared in nine games during sophomore campaign.
- Finished the season with 15 tackles and two tackles for loss.
- Posted a season best four tackles against Illinois.

#### 2022 (at Maryland)

- Saw time in 11 games during his true freshman campaign.
- Finished the season with 17 tackles, two tackles for loss and three pass breakups.
- Made a tackle for loss against Charlotte and Michigan.

#### HIGH SCHOOL

- Played for Hough High School during prep career.
- During senior year, recorded 41 tackles and five interceptions.

## SELECT PLAYER NOTES



### Kaleb Cost 21

**DB • 5-11 • 195 • Junior**  
Atlanta, Ga. • Sandy Creek

#### Career Stats

Year	GP-GS	TKL	SOLO	AST	TFL	PBU	INT
2023	13-1	5	2	3	0.0	2	0
2024	13-13	63	45	18	2.5	4	2
2025	4-2	20	16	4	1.0	0	1
<b>Career</b>	<b>30-16</b>	<b>88</b>	<b>63</b>	<b>25</b>	<b>3.5</b>	<b>6</b>	<b>3</b>

#### 2024

- Started all 13 games during the year.
- Finished the season with 63 tackles, four pass breakups and two interceptions.
- Recorded first career pick-six against Pitt.

#### Spring 2024 (with Carolina Baseball)

- Played in nine games for the Tar Heels.
- Scored four runs on the season, all as a pinch runner.
- Recorded first career stolen base against Campbell.

#### 2023

- Appeared in all 13 games on special teams.
- Made first career start in the Duke's Mayo Bowl versus West Virginia.

#### HIGH SCHOOL

- A four-star prospect by Rivals.
- As a senior, posted 22 tackles and an interception, helping Sandy Creek win a state title.



### Marcus Allen 29

**DB • 6-2 • 190 • Senior**  
Marietta, Ga. • Walton

#### Honors

- East/West Shrine Bowl Watch List (2025)

#### Career Stats

Year	GP-GS	TKL	SOLO	AST	TFL	PBU	INT
2022	14-0	16	11	5	1.0	2	0
2023	13-13	49	35	14	0.5	8	1
2024	12-12	36	26	10	1.0	4	2
2025	4-4	10	10	0	1.0	3	0
<b>Career</b>	<b>43-29</b>	<b>111</b>	<b>82</b>	<b>29</b>	<b>3.5</b>	<b>17</b>	<b>3</b>

#### 2024

- Started 12 games during the year.
- Finished the season with 36 tackles, six pass breakups, two interceptions and a tackle for loss.
- Led the Tar Heels with seven tackles in the home-opening win over Charlotte.

#### 2023

- Started all 13 games in his sophomore season.
- Posted 49 tackles, eight pass breakups and an interception on the year.
- Made six tackles and had three pass breakups versus Appalachian State.
- Recorded a season-high nine tackles against Georgia Tech.
- Had an interception versus Campbell.

#### HIGH SCHOOL

- A four-star prospect by 247Sports.
- A three-time all-state cornerback for Walton High School.
- In final two prep seasons, recorded 107 tackles, four interceptions and 25 pass breakups.

## SELECT PLAYER NOTES



**Will Hardy**

**31**

**DB • 6-2 • 205 • Senior**  
Lawrenceville, Ga. • Greater Atlanta Christian

### Honors

- Wuerffel Trophy Watch List (2025)

### Career Stats

Year	GP-GS	TKL	SOLO	AST	TFL	PBU	INT
2022	14-2	38	23	15	0.0	0	1
2023	12-0	22	15	7	1.0	1	0
2024	13-2	34	17	17	1.0	1	1
2025	4-4	15	10	5	1.0	0	0
<b>Career</b>	<b>43-8</b>	<b>109</b>	<b>65</b>	<b>44</b>	<b>3.0</b>	<b>2</b>	<b>2</b>

### 2024

- Appeared in all 13 games, earning two starts.
- Finished the season with 34 tackles, a pass breakup and interception.
- Recorded a season-high six tackles at Virginia.
- Posted an interception in the win at Florida State.

### 2023

- Appeared in 12 contests.
- Finished the season with 22 tackles, a tackle for loss and a pass breakup.
- Had a season-high five tackles and pass breakup at Clemson.

### 2022

- Saw time in all 14 games, starting the final two games of the year.
- Finished the season with 38 tackles and an interception.
- Had a season-high six tackles against Notre Dame.
- Sealed the victory at Duke with first career interception.

### HIGH SCHOOL

- A three-star prospect by 247Sports.
- In final two high school seasons, posted 174 tackles, 14 tackles for loss and 10 interceptions.
- Father, Tim, was his high school coach at Greater Atlanta Christian.



**Rece Verhoff**

**90**

**K • 5-11 • 190 • Senior**  
Columbus Grove, Ohio • Columbus Grove • Marshall

### Career Stats

Year	GP	FG	FG Long	PAT
2022	13	13-20	40	33-35
2023	13	11-18	44	32-32
2024	11	14-19	51	40-40
2025	4	5-5	49	9-9
<b>Career</b>	<b>41</b>	<b>43-62</b>	<b>51</b>	<b>114-116</b>

### 2024

- Saw action in all 11 games, spending the season as the starting kicker and splitting kickoff duties.
- Ended the year 14-19 on the year, and a perfect 40-40 on PATs.
- Hit a career-long 51-yarder at Georgia Southern.

### 2023

- Saw action in all 13 games as Marshall's starting kicker and kickoff specialist.
- Finished the season 11-18 on field goal attempts, and a perfect 32 of 32 on PATs.

### 2022

- Appeared in 13 games during the year, as the starting kicker and spot duty as the punter.
- Connected on 13 field goals, and 33 PATs.
- Posted a 55-yard punt against Louisiana.



## OFFENSIVE CAREER HIGHS

### QUARTERBACKS

#### #7 Gio Lopez

Passing Yards: 432 vs. North Texas (8/31/24)\*  
 Touchdown Passes: 4 vs. Northwestern State (9/12/24)\*  
 Longest Pass: 75 at Arkansas St. (10/5/24)\*  
 Completions: 26 vs. North Texas (8/31/24)\*  
 Rushing Yards: 103 at App State (9/19/24)\*  
 Rushing Touchdowns: 2 at Louisiana (11/16/24)\*  
 Rushing Attempts: 13 vs. North Texas (8/31/24)\*  
 Longest Rush: 50 at App State (9/19/24)\*

\* - While at South Alabama

#### #14 Max Johnson

Passing Yards: 435 vs. Ole Miss (12/19/20)\*  
 Touchdown Passes: 5 vs. Central Michigan (9/18/21)\*  
 Longest Pass: 67 vs. UL Monroe (10/21/20)\*  
 Completions: 31 at Ole Miss (11/4/23)^  
 Rushing Yards: 57 vs. Arkansas (9/30/23)^  
 Rushing Touchdowns: 2 vs. Ole Miss (12/19/20)\*  
 Rushing Attempts: 18 at Florida (12/12/20)\*  
 Longest Rush: 32 vs. Arkansas (9/30/23)^

\* - While at LSU

^ - While at Texas A&M

### RUNNING BACKS

#### #4 Caleb Hood

Rushing Attempts: 13 at Miami (Fla.) (10/8/22)  
 Rushing Yards: 87 at App State (9/3/22)  
 Rushing Touchdowns: 1 (3x) last: vs TCU (9/1/25)  
 Longest Rush: 71 at App State (9/3/22)  
 Receptions: 5 (2x) last: at Miami (Fla.) (10/8/22)  
 Receiving Yards: 50 at Miami (Fla.) (10/8/22)  
 Receiving Touchdowns: 1 at Duke (10/15/22)  
 Longest Reception: 22 (2x) last: at Miami (Fla.) (10/8/22)

#### #28 Benjamin Hall

Rushing Attempts: 16 vs. Alabama (12/31/24)\*  
 Rushing Yards: 58 vs. Indiana (10/14/23)\*  
 Rushing Touchdowns: ---  
 Longest Rush: 19 vs. Indiana (10/14/23)\*  
 Receptions: 2 (2x) last: at Charlotte (9/6/25)  
 Receiving Yards: 12 vs. Texas (9/7/24)\*  
 Receiving Touchdowns: ---  
 Longest Reception: 11 at Charlotte (9/6/25)

\* - While at Michigan

#### #35 Demon June

Rushing Attempts: 14 vs. Richmond (9/13/25)  
 Rushing Yards: 148 vs. Richmond (9/13/25)  
 Rushing Touchdowns: 1 vs. Richmond (9/13/25)  
 Longest Rush: 50 vs. Richmond (9/13/25)  
 Receptions: 3 at UCF (9/20/25)  
 Receiving Yards: 19 vs. Richmond (9/13/25)  
 Receiving Touchdowns: ---  
 Longest Reception: 19 vs. Richmond (9/13/25)

#### #37 Davion Gause

Rushing Attempts: 16 vs. Charlotte (9/7/24)  
 Rushing Yards: 105 vs. Charlotte (9/7/24)  
 Rushing Touchdowns: 2 at Boston College (11/23/24)  
 Longest Rush: 21 vs. NC Central (9/14/24)  
 Receptions: 3 vs. TCU (9/1/25)  
 Receiving Yards: 25 at Virginia (10/26/24)  
 Receiving Touchdowns: ---  
 Longest Reception: 25 at Virginia (10/26/24)

### WIDE RECEIVERS

#### #0 Alex Taylor

Receptions: 1 (3x) last: at Charlotte (9/6/25)  
 Receiving Yards: 15 vs. James Madison (9/21/24)  
 Receiving Touchdowns: ---  
 Longest Reception: 15 vs. James Madison (9/21/24)

#### #1 Jordan Shipp

Receptions: 4 (2x) last: vs. Richmond (9/13/25)  
 Receiving Yards: 84 vs. TCU (9/1/25)  
 Receiving Touchdowns: 2 vs. Richmond (9/13/25)  
 Longest Reception: 39 vs. TCU (9/1/25)

#### #3 Chris Culliver

Receptions: 3 at Charlotte (9/6/25)  
 Receiving Yards: 96 vs. NC State (11/30/24)  
 Receiving Touchdowns: 1 (3x) last: at Charlotte (9/6/25)  
 Longest Reception: 51 at Charlotte (9/6/25)

#### #8 Kobe Paysour

Receptions: 8 (2x) last: vs. App State (9/9/23)  
 Receiving Yards: 100 vs. Syracuse (10/7/23)  
 Receiving Touchdowns: 1 (8x) last: at UCF (9/20/25)  
 Longest Reception: 77 vs. Syracuse (10/7/23)

#### #9 Javarius Green

Receptions: 3 (2x) last: at Charlotte (9/6/25)  
 Receiving Yards: 57 vs. TCU (9/1/25)  
 Receiving Touchdowns: ---  
 Longest Reception: 39 vs. TCU (9/1/25)

#### #82 Nathan Leacock

Receptions: 1 (2x) last: at UCF (9/20/25)  
 Receiving Yards: 13 vs. Chattanooga (8/31/24)\*  
 Receiving Touchdowns: ---  
 Longest Reception: 13 vs. Chattanooga (8/31/24)\*

\* - While at Tennessee

### TIGHT ENDS

#### #19 Jake Johnson

Receptions: 6 vs. UL Monroe (9/16/23)\*  
 Receiving Yards: 45 vs. Alabama (10/7/23)\*  
 Receiving Touchdowns: 1 (5x) last: vs. TCU (9/1/25)  
 Longest Reception: 28 at Ole Miss (11/4/23)\*

\* - While at Texas A&M

#### #80 Jordan Owens

Receptions: 4 (3x) last: vs. Southern Utah (11/16/24)\*  
 Receiving Yards: 51 at Abilene Christian (10/5/24)\*  
 Receiving Touchdowns: 2 vs. Tarleton St. (10/28/23)\*  
 Longest Reception: 33 vs. North Alabama (10/26/24)\*

\* - While at Central Arkansas

#### #87 Connor Cox

Receptions: 1 vs. Akron (9/21/24)\*  
 Receiving Yards: 9 vs. Akron (9/21/24)\*  
 Receiving Touchdowns: 1 vs. Akron (9/21/24)\*  
 Longest Reception: 9 vs. Akron (9/21/24)\*

\* - While at South Carolina





## DEFENSIVE/SPECIAL TEAMS CAREER HIGHS

### DEFENSIVE LINEMEN

#### #6 D'Antre Robinson

Tackles: 6 at Charlotte (9/6/25)

Tackles For Loss: 1.0 (3x) last: at Charlotte (9/6/25)

Sacks: 0.5 (3x) last: at Florida St. (11/30/24)\*

\* - While at Florida

#### #8 Smith Vilbert

Tackles: 4 vs. Arkansas (1/1/22)\*

Tackles For Loss: 3.0 vs. Arkansas (1/1/22)\*

Sacks: 3.0 vs. Arkansas (1/1/22)\*

\* - While at Penn State

#### #9 Melkart Abou Jaoude

Tackles: 5 (2x) last: at Richmond (10/19/24)\*

Tackles For Loss: 3.0 vs. Elon (11/4/23)\*

Sacks: 2.0 (2x) last: vs. Richmond (9/13/25)

\* - While at Delaware

#### #25 Joseph Mupoyi

Tackles: 1 (3x) last: vs. Richmond (9/13/25)

Tackles For Loss: ---

Sacks: ---

#### #40 Tyler Thompson

Tackles: 3 vs. NC Central (9/14/24)

Tackles For Loss: 1.0 vs. Campbell (11/4/23)

Sacks: ---

#### #91 Leroy Jackson

Tackles: 7 vs. Richmond (9/13/25)

Tackles For Loss: ---

Sacks: ---

#### #92 CJ Mims

Tackles: 4 (2x) last: vs. Richmond (9/13/25)

Tackles For Loss: 2.0 at North Texas (11/23/24)\*

Sacks: 1.0 at North Texas (11/23/24)\*

\* - While at East Carolina

#### #94 Isaiah Johnson

Tackles: 5 vs. Richmond (9/13/25)

Tackles For Loss: 1.5 at Utah (9/28/24)\*

Sacks: 1.0 (2x) last: at Utah (9/28/24)\*

\* - While at Arizona

### LINEBACKERS

#### #2 Andrew Simpson

Tackles: 12 at Fresno St. (11/4/23)\*

Tackles For Loss: 3.0 (2x) last: vs. Air Force (11/24/23)\*

Sacks: 1.0 (11x) last: at Charlotte (9/6/25)

Interceptions: 1 (3x) last: at Colorado St. (10/14/23)\*

\* - While at Boise State

#### #4 Mikai Gbayor

Tackles: 6 (5x) last: vs. Richmond (9/13/25)

Tackles For Loss: 2 at Indiana (10/19/24)\*

Sacks: 1.0 (2x) last: vs. Richmond (9/13/25)

Interceptions: ---

\* - While at Nebraska

#### #7 Khmori House

Tackles: 7 (2x) last: vs. Richmond (9/13/25)

Tackles For Loss: 1.5 vs. TCU (9/1/25)

Sacks: ---

Interceptions: 1 vs. Northwestern (9/21/24)\*

\* - While at Washington

### DEFENSIVE BACKS

#### #1 Thaddeus Dixon

Tackles: 8 at Oregon (11/30/24)\*

Tackles For Loss: 1.5 vs. Louisville (12/31/24)\*

Sacks: ---

Interceptions: 1 (2x) last: vs. Washington St. (9/14/24)\*

\* - While at Washington

#### #5 Gavin Gibson

Tackles: 9 at Old Dominion (9/7/24)\*

Tackles For Loss: 1.5 at Old Dominion (9/7/24)\*

Sacks: 1 at Michigan (9/24/22)^

Interceptions: 1 (3x) last: vs. Norfolk St. (8/31/24)\*

\* - While at East Carolina

^ - While at Maryland

#### #16 Coleman Bryson

Tackles: 10 vs. Wisconsin (11/25/23)\*

Tackles For Loss: ---

Sacks: ---

Interceptions: 1 vs. Syracuse (12/29/22)\*

\* - While at Minnesota

#### #17 Peyton Waters

Tackles: 2 (3x) last: vs. TCU (9/1/25)

Tackles For Loss: ---

Sacks: ---

Interceptions: ---

#### #18 Jaiden Patterson

Tackles: 3 vs. Richmond (9/13/25)

Tackles For Loss: ---

Sacks: ---

Interceptions: 1 vs. Richmond (9/13/25)

#### #21 Kaleb Cost

Tackles: 8 vs. NC Central (9/14/24)

Tackles For Loss: 1 (3x) last: at UCF (9/20/25)

Sacks: 0.5 vs. NC Central (9/14/24)

Interceptions: 1 (3x) last: vs. TCU (9/1/25)

#### #29 Marcus Allen

Tackles: 9 at Georgia Tech (10/28/23)

Tackles For Loss: 1.0 (3x) last: at UCF (9/20/25)

Sacks: ---

Interceptions: 1 (3x) last: vs. NC State (11/30/24)

#### #31 Will Hardy

Tackles: 13 vs. Clemson (12/3/22)

Tackles For Loss: 1.0 (3x) last: at UCF (9/20/25)

Sacks: ---

Interceptions: 1 (2x) last: at Florida St. (11/2/24)

### SPECIAL TEAMS

#### #90 Rece Verhoff

FG Made: 4 at Old Dominion (11/5/22)\*

Longest FG: 51 at Ga. Southern (10/12/24)\*

\* - While at Marshall

#### #93 Jacob Horvath

Punts: 8 (2x) last: vs. UT Martin (10/7/23)\*

Longest Punt: 76 vs. Indiana St. (9/7/24)\*

\* - While at Eastern Illinois

#### #96 Tom Maginness

Punts: 8 at Duke (9/28/24)

Longest Punt: 65 at Duke (9/28/24)



## CAREER PASSING STATS

### Games Played

Player	'20	'21	'22	'23	'24	'25	Career
Max Johnson	6	12	4	8	1	2	33
Gio Lopez	---	---	---	5	11	4	20

### Completions

Player	'20	'21	'22	'23	'24	'25	Career
Max Johnson	88	225	43	118	12	20	506
Gio Lopez	---	---	---	41	206	42	289

### Passing Yards

Player	'20	'21	'22	'23	'24	'25	Career
Max Johnson	1069	2814	517	1452	71	170	6,093
Gio Lopez	---	---	---	475	2559	430	3,464

### Passing Touchdowns

Player	'20	'21	'22	'23	'24	'25	Career
Max Johnson	8	27	3	9	0	2	49
Gio Lopez	---	---	---	4	18	3	25

### Games with Multiple Passing Touchdowns

Player	'20	'21	'22	'23	'24	'25	Career
Max Johnson	2	8	0	2	0	0	12
Gio Lopez	---	---	---	1	5	1	7

### Games with 3+ Passing Touchdowns

Player	'20	'21	'22	'23	'24	'25	Career
Max Johnson	2	6	0	0	0	0	8
Gio Lopez	---	---	---	1	3	0	4

### Games with 4+ Passing Touchdowns

Player	'20	'21	'22	'23	'24	'25	Career
Max Johnson	0	2	0	0	0	0	2
Gio Lopez	---	---	---	0	1	0	1

### Games with 5+ Passing Touchdowns

Player	'20	'21	'22	'23	'24	'25	Career
Max Johnson	0	1	0	0	0	0	1

### Games with 30+ Completions

Player	'20	'21	'22	'23	'24	'25	Career
Max Johnson	0	0	0	1	0	0	1

### Games with 300+ Passing Yards

Player	'20	'21	'22	'23	'24	'25	Career
Max Johnson	1	5	0	1	0	0	7
Gio Lopez	---	---	---	0	1	0	1

### Games with 350+ Passing Yards

Player	'20	'21	'22	'23	'24	'25	Career
Max Johnson	1	1	0	0	0	0	2
Gio Lopez	---	---	---	0	1	0	1

### Games with 400+ Passing Yards

Player	'20	'21	'22	'23	'24	'25	Career
Max Johnson	1	0	0	0	0	0	1
Gio Lopez	---	---	---	0	1	0	1

### Games without an Interception

Player	'20	'21	'22	'23	'24	'25	Career
Max Johnson	5	6	4	4	0	2	21
Gio Lopez	---	---	---	3	7	2	12

## CAREER RUSHING STATS

### Carries

Player	'21	'22	'23	'24	'25	Career
Caleb Hood	22	43	15	18	15	113
Davion Gause	---	---	---	67	17	84
Benjamin Hall	---	---	15	29	15	59
Demon June	---	---	---	---	33	33

### Rushing Yards

Player	'21	'22	'23	'24	'25	Career
Caleb Hood	97	250	43	81	46	517
Davion Gause	---	---	---	326	44	370
Demon June	---	---	---	---	250	250
Benjamin Hall	---	---	69	72	44	185

### Rushing Touchdowns

Player	'21	'22	'23	'24	'25	Career
Davion Gause	---	---	---	4	1	5
Caleb Hood	1	0	1	0	1	3
Demon June	---	---	---	---	1	1

### Games with a Rushing Touchdown

Player	'21	'22	'23	'24	'25	Career
Davion Gause	---	---	---	3	1	4
Caleb Hood	1	0	1	0	1	3
Demon June	---	---	---	---	1	1

### Games with 100+ Yards Rushing

Player	'21	'22	'23	'24	'25	Career
Davion Gause	---	---	---	1	0	1
Demon June	---	---	---	---	1	1

## CAREER RECEIVING STATS

### Receptions

Player	'21	'22	'23	'24	'25	Career
Kobe Paysour	0	29	22	21	1	73
Jake Johnson	---	1	24	2	7	34
Jordan Shipp	---	---	---	9	13	22
Chris Culliver	---	---	1	6	5	12
Javarius Green	---	---	---	1	6	7
Alex Taylor	---	---	---	1	2	3
Nathan Leacock	---	---	---	1	1	2
Connor Cox	---	---	0	1	0	1
Shamar Easter	---	---	0	1	0	1

### Games with a Reception

Player	'21	'22	'23	'24	'25	Career
Kobe Paysour	11	11	5	11	1	42
Jake Johnson	---	1	9	2	3	14
Jordan Shipp	---	---	---	7	4	11
Chris Culliver	---	---	1	4	3	8
Javarius Green	---	---	---	1	2	3
Alex Taylor	---	---	---	1	2	3
Nathan Leacock	---	---	---	1	1	2
Connor Cox	---	---	0	1	0	1
Shamar Easter	---	---	0	1	0	1

### Games with 5+ Receptions

Player	'21	'22	'23	'24	'25	Career
Kobe Paysour	0	3	2	0	0	5
Jake Johnson	---	0	1	0	0	1

### Receiving Yards

Player	'21	'22	'23	'24	'25	Career
Kobe Paysour	0	324	282	365	8	979
Jake Johnson	---	2	235	21	55	313
Jordan Shipp	---	---	---	114	193	307
Chris Culliver	---	---	41	135	104	280
Javarius Green	---	---	---	12	88	100
Alex Taylor	---	---	---	15	12	27
Shamar Easter	---	---	0	16	0	16
Nathan Leacock	---	---	---	13	0	13
Connor Cox	---	---	0	9	0	9

### Games with 100+ Receiving Yards

Player	'21	'22	'23	'24	'25	Career
Kobe Paysour	0	0	1	0	0	1

### Receiving Touchdowns

Player	'21	'22	'23	'24	'25	Career
Kobe Paysour	0	4	3	0	1	8
Jake Johnson	---	0	4	0	1	5
Jordan Shipp	---	---	---	1	2	3
Chris Culliver	---	---	1	1	1	3
Connor Cox	---	---	0	1	0	1

### Games with a Receiving Touchdown

Player	'21	'22	'23	'24	'25	Career
Kobe Paysour	0	4	3	0	1	8
Jake Johnson	---	0	4	0	1	5
Chris Culliver	---	---	1	1	1	3
Jordan Shipp	---	---	---	1	1	2
Connor Cox	---	---	0	1	0	1



## CAREER DEFENSIVE STATS

### Tackles (players with 20+ tackles listed)

Player	'20	'21	'22	'23	'24	'25	Career
A. Simpson	---	---	29	66	46	28	169
Marcus Allen	---	---	16	49	36	10	111
Will Hardy	---	---	38	22	34	15	109
Pryce Yates	---	0	45	42	21	0	108
Gavin Gibson	---	---	17	15	52	18	102
Mikai Gbayor	---	0	0	24	49	16	89
Kaleb Cost	---	---	---	5	63	20	88
Thaddeus Dixon	---	---	---	26	43	12	81
M. Abou Jaoude	---	---	0	25	24	11	60
Coleman Bryson	---	---	9	25	20	4	58
Khmore House	---	---	---	---	35	22	57
CJ Mims	---	---	---	14	23	11	48
D. Robinson	---	---	---	---	17	12	29
Smith Vilbert	1	7	0	0	12	5	25
Isaiah Johnson	---	---	---	0	9	13	22

### Games with 7+ Tackles

Player	'20	'21	'22	'23	'24	'25	Career
A. Simpson	---	---	1	2	0	2	5
Kaleb Cost	---	---	---	0	4	1	5
Marcus Allen	---	---	1	1	1	0	3
Will Hardy	---	---	1	0	1	1	3
C. Bryson	---	---	1	1	0	0	2
Khmore House	---	---	---	---	0	2	2
Leroy Jackson	---	---	---	---	0	1	1
T. Dixon	---	---	---	0	1	0	1

### Games with 10+ Tackles

Player	'20	'21	'22	'23	'24	'25	Career
A. Simpson	---	---	1	1	0	1	3
C. Bryson	---	---	0	1	0	0	1
Will Hardy	---	---	1	0	0	0	1

### Games with a Sack (0.5 sack included)

Player	'20	'21	'22	'23	'24	'25	Career
A. Simpson	---	---	3	8	4	1	16
Pryce Yates	---	0	5	5	3	0	13
M. Abou Jaoude	---	---	0	2	7	1	10
D. Robinson	---	---	---	---	3	0	3
Smith Vilbert	0	1	0	0	2	0	3
CJ Mims	---	---	---	1	2	0	3
Mikai Gbayor	---	0	0	1	1	1	3
Isaiah Johnson	---	---	0	0	2	0	2

### Games with multiple Sacks (1.5 sacks or more)

Player	'20	'21	'22	'23	'24	'25	Career
M. Abou Jaoude	---	---	0	2	1	1	4
Pryce Yates	---	0	1	0	1	0	2

### Tackles for Loss (players with 5+ listed)

Player	'20	'21	'22	'23	'24	'25	Career
A. Simpson	---	---	5.0	16.0	11.0	4.0	36.0
Pryce Yates	---	0.0	9.0	14.0	6.5	0.0	29.5
M. Abou Jaoude	---	---	0.0	5.0	9.5	2.0	16.5
Gavin Gibson	---	---	2.0	2.0	6.5	1.0	11.5
Mikai Gbayor	---	0.0	0.0	3.0	6.0	2.0	11.0
Smith Vilbert	0.0	4.0	0.0	0.0	4.0	1.5	9.5
CJ Mims	---	---	---	1.5	4.0	0.0	5.5

### Games with a Tackles for Loss (players with five-or-more)

Player	'20	'21	'22	'23	'24	'25	Career
A. Simpson	---	---	8	10	8	3	29
Pryce Yates	---	0	6	8	4	0	18
M. Abou Jaoude	---	---	---	4	9	1	15
Gavin Gibson	---	---	2	2	5	1	10
Mikai Gbayor	---	0	0	3	4	2	9
Smith Vilbert	0	2	0	0	5	2	9
CJ Mims	---	---	---	3	3	0	6
D. Robinson	---	---	---	---	4	1	5

### Interceptions

Player	'20	'21	'22	'23	'24	'25	Career
Kaleb Cost	---	---	---	0	2	1	3
Gavin Gibson	---	---	0	0	3	0	3
Marcus Allen	---	---	0	1	2	0	3
A. Simpson	---	---	0	2	1	0	3
T. Dixon	---	---	---	1	1	0	2
Will Hardy	---	---	1	0	1	0	2
C. Bryson	---	---	1	0	0	0	1
Khmore House	---	---	---	---	1	0	1
Greg Smith	---	---	---	---	0	1	1
Malcom Ziglar	---	---	---	---	0	1	1

### Games with an Interception

Player	'20	'21	'22	'23	'24	'25	Career
Kaleb Cost	---	---	---	0	2	1	3
Gavin Gibson	---	---	0	0	3	0	3
Marcus Allen	---	---	0	1	2	0	3
A. Simpson	---	---	0	2	1	0	3
T. Dixon	---	---	---	1	1	0	2
Will Hardy	---	---	1	0	1	0	2
C. Bryson	---	---	1	0	0	0	1
Khmore House	---	---	---	---	1	0	1
Greg Smith	---	---	---	---	0	1	1
Malcolm Ziglar	---	---	---	---	0	1	1



## HEAD COACH BILL BELICHICK • FIRST YEAR AT NORTH CAROLINA



### Hometown

Nashville, Tenn.

### Education

Wesleyan '75

### Family

Children - Amanda, Stephen and Brian

### Head Coaching Record

Year	Team	Record
1991	Cleveland Browns	6-10
1992	Cleveland Browns	7-9
1993	Cleveland Browns	7-9
1994	Cleveland Browns	11-5
1995	Cleveland Browns	5-11
2000	New England Patriots	5-11
<b>2001</b>	<b>New England Patriots</b>	<b>11-5</b>
2002	New England Patriots	9-7
<b>2003</b>	<b>New England Patriots</b>	<b>14-2</b>
<b>2004</b>	<b>New England Patriots</b>	<b>14-2</b>
2005	New England Patriots	10-6
2006	New England Patriots	12-4
2007	New England Patriots	16-0
2008	New England Patriots	11-5
2009	New England Patriots	10-6
2010	New England Patriots	14-2
2011	New England Patriots	13-3
2012	New England Patriots	12-4
2013	New England Patriots	12-4
<b>2014</b>	<b>New England Patriots</b>	<b>12-4</b>
2015	New England Patriots	12-4
<b>2016</b>	<b>New England Patriots</b>	<b>14-2</b>
2017	New England Patriots	13-3
<b>2018</b>	<b>New England Patriots</b>	<b>11-5</b>
2019	New England Patriots	12-4
2020	New England Patriots	7-9
2021	New England Patriots	10-7
2022	New England Patriots	8-9
2023	New England Patriots	4-13
2025	North Carolina Tar Heels	2-2
<b>Total</b>	<b>30 Seasons</b>	<b>335-180</b>
NFL	29 Seasons	302-165
NFL Playoff Record		31-13
College	1 Season	2-2

Eight-time Super Bowl champion Bill Belichick, architect of one of the greatest sports dynasties of all time and renowned as one of the top leaders to ever coach the game, was named the University of North Carolina's new head football coach on December 11th, 2024.

Belichick, the second-winningest coach in NFL history, agreed to a five-year deal.

"This is an exciting day for Carolina football and our university," said Chancellor Lee H. Roberts. "Carolina is committed to excellence and to creating an opportunity to succeed in everything we do, from the classroom to the field of competition. I know after speaking with Coach Belichick that he shares that commitment. His legacy speaks for itself, and we look forward to working together on the next chapter of Carolina football."

Said Carolina Director of Athletics Bubba Cunningham: "We know that college athletics is changing, and those changes require new and innovative thinking. Bill Belichick is a football legend, and hiring him to lead our program represents a new approach that will ensure Carolina football can evolve, compete and win -- today and in the future. At Carolina, we believe in providing championship opportunities and the best experience possible for our student-athletes, and Coach Belichick shares that commitment. We are excited to welcome him to Chapel Hill."

Belichick, who holds the NFL record for most Super Bowl wins (six with the New England Patriots as head coach and two more with the New York Giants as a coordinator), said: "I am excited for the opportunity at UNC. I grew up around college football with my Dad and treasured those times. I have always wanted to coach in college and now I look forward to building the football program in Chapel Hill."

## ACCOMPLISHMENTS AND HONORS

### As a Head Coach:

- Six-time Super Bowl Champion
- Three-time AP NFL Coach of the Year
- NFL 2000's All-Decade Team
- NFL 2010's All-Decade Team
- NFL 100th Anniversary All-Time Team
- New England Patriots All-2000's Team
- New England Patriots All-2010's Team
- New England Patriots 50th Anniversary Team
- New England Patriots All-Dynasty Team

### As an Assistant Coach:

- Two-time Super Bowl Champion

### As an Executive:

- PFWA Executive of the Year (2021)

### NFL Records:

- Most Super Bowl wins: 8
- Most Super Bowl wins as a Head Coach: 6
- Most Super Bowl appearances: 12
- Most Super Bowl appearances as a Head Coach: 9
- Most playoff wins as a Head Coach: 31
- Most playoff appearances as a Head Coach: 19 (tied)
- Most divisional championships as a Head Coach: 17

A three-time AP NFL Coach of the Year (2003, 2007, 2010), Belichick has an all-time NFL head coaching record of 333-178 (.652) and is only 14 NFL wins away from the overall wins record. He is a member of the NFL's All-Decade Team for the 2000s and the 2010s, and he also was a member of the NFL's 100th Anniversary All-Time Team and holds the record for most NFL Playoff victories (31).

Belichick began his coaching career in 1975 as an assistant for the Baltimore Colts and became the defensive coordinator of the New York Giants in 1985, where he won two Super Bowls under Bill Parcells. He was named head coach of the Cleveland Browns in 1991 and was at the helm for five seasons. He also coached with the New England Patriots and New York Jets before becoming the head coach of the Patriots in 2000.

In 24 seasons, New England won 17 AFC East titles, made 13 AFC Championship appearances, and nine Super Bowl appearances.

Belichick also has ties to North Carolina.

Belichick's father, Steve, was an assistant football coach for the Tar Heels from 1953-55 before going on to become assistant football coach for more than three decades at the United States Naval Academy. There, Bill Belichick attended team meetings and film sessions with his father. He knew how to diagram complex plays before he became a teenager and credits his dad for teaching him the details of football at a young age.

He graduated in 1975 from Wesleyan University, where he played football and lacrosse. He has three children: Amanda, Stephen and Brian.

## COACHING EXPERIENCE

2025-Present	North Carolina	Head Coach
2000-23	New England Patriots	Head Coach
1997-99	New York Jets	Defensive Coordinator
1996	New England Patriots	Asst. HC/Defensive Backs
1991-95	Cleveland Browns	Head Coach
1985-90	New York Giants	Defensive Coordinator
1980-84	New York Giants	Special Teams Coordinator/LBs
1979	New York Giants	Special Teams Coordinator
1978	Denver Broncos	Special Teams Assistant
1977	Detroit Lions	Wide Receivers/TEs Coach
1976	Detroit Lions	Special Teams Assistant
1975	Baltimore Colts	Special Assistant

## BELICHICK'S SUPER BOWLS

Year	Team	Opponent	Super Bowl
1986	New York Giants	Denver Broncos	XXI
1990	New York Giants	Buffalo Bills	XXV
2001	New England Patriots	St. Louis Rams	XXXVI
2003	New England Patriots	Carolina Panthers	XXXVIII
2004	New England Patriots	Philadelphia Eagles	XXXIX
2014	New England Patriots	Seattle Seahawks	XLIX
2016	New England Patriots	Atlanta Falcons	LI
2018	New England Patriots	Los Angeles Rams	LIII



## ASSISTANT COACHES



### Freddie Kitchens

**Offensive Coordinator/Tight Ends**  
Alabama '98 | Third Season at UNC  
Gameday Location: Booth

- First year as offensive coordinator at Carolina
- Interim head coach for UNC in the Fenway Bowl in '24
- Tar Heel's run game coordinator and TEs coach 2023-24
- Coached in the NFL for 16 seasons
- Former Cleveland Browns head coach (2019)



### Matt Lombardi

#### Quarterbacks

Delaware '13 | First Season at UNC  
Gameday Location: Field

- First year as the Tar Heel quarterbacks coach
- Spent 2024 as an offensive analyst at Oregon, working with Dillon Gabriel
- Previous stops with the Las Vegas Raiders, Carolina Panthers and Miami Dolphins in the NFL, Baylor and Louisville in college



### Will Friend

#### Offensive Line

Alabama '98 | First Season at UNC  
Gameday Location: Field

- First year as offensive line coach at Carolina
- Spent previous years at Western Kentucky (2024), Mississippi State (2023), Auburn (2021-22) and Tennessee (2018-20)
- Played at Alabama alongside Tar Heel offensive coordinator Freddie Kitchens



### Garrick McGee

#### Wide Receivers

Oklahoma '96 | First Season at UNC  
Gameday Location: Field

- First year as wide receivers coach at Carolina
- Spent last two years in same role at Louisville
- Former head coach at UAB for two seasons (2012-13)
- 2011 Broyles Award finalist while at Arkansas




### Natrone Means

#### Running Backs

UNC '93 | Fifth Season at UNC  
Gameday Location: Field


- First year as running backs coach at Carolina
- Two-time first team All-ACC running back for the Tar Heels
- Seven-year NFL career, a 1994 NFL All-Pro running back
- Became youngest player to score touchdown in a Super Bowl (XXIX)



### Steve Belichick

**Defensive Coordinator/Linebackers**  
Rutgers '11 | First Season at UNC  
Gameday Location: Field

- First year as defensive coordinator at Carolina
- Spent 2024 in same role at Washington, UW defense finished top-five nationally in several categories
- Spent 12 season on staff with the New England Patriots



### Bob Diaco

#### Defensive Line

Iowa '96 | First Season at UNC  
Gameday Location: Booth

- First year as defensive line coach at UNC
- Spent last two years at LSU, former UConn head coach (2014-16)
- 2012 Broyles Award winner while at Notre Dame




### Brian Belichick

#### Defensive Backs/Safeties

Trinity '16 | First Season at UNC  
Gameday Location: Field

- First year as defensive backs coach at Carolina
- Spent nine years with the New England Patriots
- Coached the Patriots safeties from 2020-23



### Armond Hawkins

#### Cornerbacks

Idaho '17 | First Season at UNC  
Gameday Location: Field

- First year as cornerbacks coach at Carolina
- Spent 2024 campaign working with Steve Belichick at Washington
- UW defense finished top-five nationally in several categories




### Jamie Collins

#### Inside Linebackers

So. Miss '13 | First Season at UNC  
Gameday Location: Field

- First year as inside linebackers coach at Carolina
- Played 11 years in the NFL with the Patriots, Browns and Lions • Won Super Bowl XLIX with Patriots and Bill Belichick, retired in 2023



### Ty Nichols

#### Outside Linebackers

Texas Tech '20 | First Season at UNC  
Gameday Location: Field

- First season as outside linebackers coach at Carolina
- Spent three seasons at Arizona, working with Wildcats' defensive line and linebackers
- Coached high school football in Texas for a season



### Mike Priefer

#### Special Teams Coordinator

Navy '91 | First Season at UNC  
Gameday Location: Field

- First season as Carolina's special teams coordinator
- Has over two decades of NFL experience, most recently in same role with the Cleveland Browns (2019-22)
- Father, Chuck, spent six seasons on staff at Carolina under head coach Dick Crum



### Billy Miller

#### Special Teams Assistant

Del. Valley '07 | First Season at UNC  
Gameday Location: Field

- First year as special teams assistant with the Tar Heels
- Spent 10 seasons at IMG Academy, last three years as head coach
- Special teams assistant with Rutgers (2009-11), Tampa Bay Buccaneers (2012-13) and New England Patriots (2014)

## THE LAST TIME THE TAR HEELS...

### CAROLINA RUSHING

**25 or fewer carries:** 25 at UCF, 2025  
**more than 50 carries:** 53 vs. Wake Forest, 2024  
**more than 50 carries/consecutive games:** 55 at Florida State and 53 vs. Wake Forest, 2024  
**200 yards/3 consecutive games:** 288 at Virginia, 289 at Florida State, 230 vs. Wake Forest, 2024  
**300 yards:** 330 vs. NC Central, 2024  
**400 or 500 yards:** 554 at Miami, 2020  
**fewer than 25 yards:** 17 vs. Louisville, 2017  
**fewer than 50 yards:** 36 at Boston College, 2024  
**2 TDs:** vs. Richmond, 2025  
**3 or 4 TDs:** 4 at Florida State, 2024  
**5 TDs:** vs. NC Central, 2024  
**6 TDs:** vs. Wake Forest, 2021  
**7 or 8 TDs:** 8 vs. East Carolina, 1981 (UNC record)

### CAROLINA PASSING

**fewer than 10 attempts:** 9 vs. Southern California, 1993 in Anaheim  
**40 attempts:** 45 vs. Pitt, 2024  
**50 attempts:** 51 at Georgia Tech, 2019  
**fewer than five completions:** 4 vs. Ohio University, 1993 (^vs. SDSU in the 1998 Las Vegas Bowl)  
**30 completions:** 33 vs. Syracuse, 2023  
**fewer than 50 yards:** 46 vs. Virginia, 2017  
**300 or 400 yards:** 475 vs. James Madison, 2024  
**300 yards/5 consecutive games:** 2022 (301 vs. Notre Dame, 367 vs. Virginia Tech, 309 at Miami, 380 at Duke, 388 vs. Pittsburgh)  
**400 yards/3 consecutive games:** 2016 (462 vs. James Madison 453 vs. Pittsburgh, 405 at Florida State)  
**500 yards:** 550 vs. Wake Forest, 2020 (UNC record)  
**2 or 3 TDs:** 2 vs. Richmond, 2025 (Gio Lopez)  
**4 or 5 TDs:** 5 vs. Campbell, 2023 (Drake Maye 4, Conner Harrell 1)  
**6 TDs:** vs. Wake Forest, 2020 (Sam Howell) (UNC record)  
**10 or more players with receptions:** 11 vs. James Madison, 2024  
**had 2 or 3 intercepted:** 2 at UCF, 2025 (Gio Lopez)  
**had 4 intercepted:** at California, 2018 (Nathan Elliott)  
**had 5 intercepted:** at Clemson, 1995 (Mike Thomas)

### CAROLINA TOTAL OFFENSE

**500 yards:** 500 at Florida State, 2024  
**600 yards:** 616 vs. James Madison, 2024  
**500 or more yards in a loss:** 616 vs. James Madison, 2024  
**400 yards/4 consecutive losses:** 616 vs. JMU, 407 at Duke, 416 vs. Pitt, 417 vs. Georgia Tech, 2024  
**500 yards/3 consecutive games:** 577 at Georgia Tech, 594 vs. Campbell, 537 vs. Duke (2 OT), 2023  
**500 yards/4 consecutive games:** 656 vs. Virginia Tech, 558 at Florida State, 578 vs. NC State, 536 at Virginia, 2020  
**600 yards:** 616 vs. James Madison, 2024  
**700 yards:** 778 at Miami, 2020 (UNC record)  
**400 yards/half:** 424 in 1st half vs. Syracuse, 2023  
**fewer than 100 yards:** 73 vs. Florida State, 1997  
**fewer than 200 yards:** 172 at Virginia Tech, 2017  
**fewer than 300 yards in a win:** 252 at Minnesota, 2024  
**90 plays:** 97 vs. Syracuse, 2023  
**fewer than 50 plays:** 49 vs. TCU, 2025

### CAROLINA SCORING

**shut out its opponent:** beat Idaho, 66-0, 2012  
**two shutouts in a season:** 2012 (63-0 vs. Elon and 66-0 vs. Idaho)  
**shut out its opponent on the road:** 50-0 at Wake Forest, 1994 (149 away games since the Wake Forest game)  
**did not allow a touchdown in a win:** 41-6 vs. Richmond, 2025  
**did not allow a touchdown in two-straight games:** at Charlotte, vs. Richmond, 2025  
**was shut out:** 0-13 at NC State, 2011 (143 games since the NC State game)  
**was shut out at home:** 0-7 vs. Georgia Tech, 2006 (104 games at Kenan Stadium

since the Georgia Tech game)  
**scored 0 points/half:** ^2nd half vs. West Virginia, 2023 in Charlotte  
**40 points on the road:** 41 at Virginia, 2024  
**50 points:** 50 vs. James Madison, 2024 (lost, 50-70)  
**60 points:** 63 at App State, 2022 (won, 63-61)  
**scored 50 straight points** 52 vs. Campbell, 2023 (won, 59-7)  
**scored 50 points in a loss:** 50-70 vs. James Madison, 2024  
**both teams scored 60 points:** 63-61 win at App State, 2022  
**30 points/6 consecutive games:** 2023 (31 vs. South Carolina, 40 vs. App St. in 2 OT, 31 vs. Minnesota, 41 vs. Pitt, 40 vs. Syracuse, 41 vs. Miami)  
**40 points/4 consecutive games:** 2022 (48 vs. NC State, 41 at Virginia, 56 at Duke, 59 vs. Wake Forest)  
**50 points/consecutive games:** 56 vs. Florida A&M, 63 at App State, 2022  
**80 points:** 80 vs. Old Dominion, 2013 (won, 80-20) (UNC record)  
**allowed fewer than 10 points in consecutive games:** 2025, defeated Charlotte, 20-3, and Richmond, 41-6  
**allowed fewer than 10 points in consecutive ACC games:** 2006, lost, 0-7, to Georgia Tech and defeated NC State, 23-9  
**points/all 4 quarters:** won vs. Richmond, 2025 (10-10-7-14)  
**TDs/all 4 quarters:** won vs. Richmond, 2025 (10-10-7-14)  
**TDs/all four quarters on the road:** at Georgia Tech, 2023 (lost, 42-46)  
**four TDs/quarter:** fourth quarter vs. NC Central, 2024  
**28 points/quarter:** fourth quarter vs. NC Central, 2024  
**30 points/half:** 35 in the second half (13 in the third quarter and 22 in the fourth) at App State, 2022 (won, 63-61)  
**30 points/first half:** 31 at Miami, 2020 (14 in the first quarter, 17 in the second quarter)  
**40 points/half:** 42 in the first half (21 in the first and second quarters) vs. Western Carolina, 2020 (won, 49-9)  
**teams combined for 50 points/quarter:** 62 in 4th quarter at App State, 2022 (App State 40, UNC 22 in a 63-61 UNC win)  
**successful 2-point conversion run:** Drake Maye at App State, 2022  
**successful 2-point conversion pass:** Jacoby Criswell to Bryson Nesbit vs. James Madison, 2024

### CAROLINA MISCELLANEOUS

**fewer than 10 first downs:** 8 vs. Virginia Tech, 2016  
**30 first downs:** 30 vs. James Madison, 2024  
**20 rushing first downs:** 22 at Miami, 2020  
**20 passing first downs:** vs. James Madison, 2024  
**both teams had 30 first downs:** vs. Wake Forest, 2021 (UNC 31, Wake Forest 35)  
**converted 10 third-down attempts:** 11 of 16 at Florida State, 2024  
**converted 70% of third-down attempts:** 12 of 17 (70.6%) vs. Minnesota, 2023  
**zero third-down conversions:** ^0 of 9 vs. UConn in Boston, 2024  
**converted multiple fourth-down attempts:** 3 at UCF, 2025  
**converted four fourth-down attempts:** ^4 vs. Oregon, 2022 in San Diego (4 for 4)  
**attempted five or more fourth-down attempts:** 2 for 6 vs. Pitt, 2024  
**was not penalized:** vs. Wake Forest, 1969  
**penalized fewer than 5 times:** 4 for 50 yards vs. Richmond, 2025  
**penalized 10 times:** 10 for 83 vs. Wake Forest, 2024  
**penalized 15 times:** 16 for 102 vs. NC Central, 2024 (tied UNC record)  
**100 yards of penalties:** 102 vs. NC Central, 2024  
**made 5, 6 or 7 sacks:** 7 at Florida State, 2024  
**made 5 or more sacks/consecutive games:** 10 at Virginia, 7 at Florida State, 2024  
**made 10 or more sacks:** 10 at Virginia, 2024  
**did not have a sack:** at UCF, 2025  
**allowed more than 5 sacks:** 7 at Boston College, 2024  
**made 15 or more tackles for losses:** 16 vs. South Carolina, 2023 in Charlotte (for 33 yards)  
**trailed at half in a win:** trailed at Minnesota, 7-14, won 19-17, 2024  
**trailed after 3 quarters in a win:** trailed at Minnesota, 13-14, won 19-17, 2024  
**trailed by 10 points on the road in a win:** trailed at Duke, 10-21, and won, 38-35, in 2022  
**trailed by 10 points at a neutral-site game in a win:** Trained South Carolina, 9-20, in Charlotte and won, 24-20, in 2019  
**scored TD in the final minute of regulation to win:** Antoine Green, 8-yard pass from Drake Maye with 0:16 to play at Duke, 2022  
**scored game-winning points on final play of the game:** at Florida State, 2016 (Nick Weiler 54-yard field goal in 37-35 win)





## THE LAST TIME THE TAR HEELS...

**took the lead in a win in the final 2:00 on field goal:** 45 yarder by Noah Burnette with 1:44 to play at Minnesota, 2014 (won, 19-17)  
**tied game on final play of regulation:** vs. Duke, 2023 (Noah Burnette kicked 43-yard field goal to tie game, 39-39)  
**possession time of 40 minutes:** 41:19 at Miami, 2020  
**two 90-yard scoring drives:** 94 for a touchdown and 95 for a touchdown vs. Syracuse, 2023  
**99-yard TD drive:** at Miami, 2022 (eight plays)  
**won in overtime:** 2023 vs. Duke (won, 47-45, double OT, on 5-yard run by Drake Maye and Maye's two-point pass to John Copenhaver)  
**played more than 2 OT:** six, 2019 at Virginia Tech (lost, 41-43)  
**10 or more consecutive wins:** 11 in 2015  
**seven consecutive road wins:** 2022 at App State, Georgia State, Miami, Duke, Virginia and Wake Forest; 2023 at Pittsburgh

### CAROLINA SPECIAL TEAMS

**kicked off 10 times:** vs. Campbell, 2023  
**did not punt:** vs. Virginia, 2021  
**punted 1 time:** vs. Duke, 2023 (2 OT)  
**punted 10 times:** at Wake Forest, 2019  
**non-punter punted:** Drake Maye vs. Campbell, 2023  
**had punt blocked:** at Duke, 2024 (Tom Maginness, punter)  
**had punt blocked but gained first down:** vs. Syracuse, 2023 (Ben Kiernan, punter, recovered blocked kick and rushed 17 yards for first down)  
**had field goal blocked:** vs. Georgia Tech, 2024 (Noah Burnette)  
**recovered an onside kick:** at Virginia, 2024  
**recovered 2 onside kicks:** at App State, 2022  
**made 8 point after attempts:** vs. Campbell, 2023 (8 for 8, Noah Burnette)  
**missed a point after attempt:** kick failed vs. NC State (Noah Burnette)

### CAROLINA TURNOVERS

**committed 0 turnovers:** at Charlotte, 2025  
**committed 0 turnovers/consecutive games:** at Virginia, at Florida State, 2024  
**committed a turnover:** at UCF, 2025 (2 INT)  
**committed 2-or-more:** at UCF, 2025 (2 INT)  
**committed 3:** vs. TCU, 2025 (2 fumbles, 1 INT)  
**committed 4 or 5:** 5 vs. James Madison, 2024 (3 fumbles, 2 INTs)  
**committed 6:** at Miami, 2018  
**committed 7, 8 or 9:** 9 vs. Miami (Ohio), 2002  
**lost 3 fumbles:** vs. James Madison, 2024  
**lost 6 fumbles:** vs. Miami (Ohio), 2002  
**had 2 or 3 intercepted:** at Boston College, 2024 (Jacolby Criswell)  
**had 4 intercepted:** at California, 2018 (Nathan Elliott)  
**had 5 intercepted:** at Clemson, 1995 (Mike Thomas)  
**did not fumble:** at UCF, 2025  
**neither team fumbled:** vs. Minnesota, 2023  
**did not fumble/4 consecutive games:** vs. South Carolina in Charlotte, App State (2 OT), Minnesota, at Pittsburgh, 2023  
**UNC defense intercepted 2 passes:** at Charlotte  
**UNC defense intercepted multiple passes/3 consecutive games:** at Virginia, at Florida State, vs. Wake Forest, 2024  
**UNC defense intercepted 3 passes:** vs. Miami, 2021  
**UNC defense intercepted 4 passes:** vs. Virginia, 2015  
**UNC defense intercepted 5 passes:** at Virginia, 2010

### CAROLINA RANKINGS (Associated Press)

**ranked No. 1:** 14-0 win over NC State, 1948  
**ranked No. 2:** 28-6 win at Wake Forest, 1948  
**ranked No. 3:** lost, 26-28, at No. 13 Maryland, 1983  
**ranked No. 4:** 20-7 win at NC State, 1997  
**ranked No. 5:** lost, 28-31, to Florida State, 2020  
**ranked in the top 10:** No. 10 in 27-31 loss to Virginia, 2023  
**won as top-25 team:** No. 24 in 47-45 win over Duke, 2023 (2 OT)  
**played/lost as a top-25 team:** No. 22 in 31-20 loss at Clemson, 2023  
**won as a top-5 team:** No. 5 in 16-13 win over Georgia Tech, 1997  
**won as a top-10 team:** No. 8 in 56-45 win over No. 19 Virginia Tech, 2020  
**played No. 1:** lost to Clemson, 20-21, in 2019

**played top-5 opponent:** ^lost to No. 5 Texas A&M, 27-41, in 2020, Miami Gardens, Fla.  
**beat a top-5 opponent:** beat No. 4 Miami, 28-31, in 2004  
**played/beat top-10 opponent:** beat No. 10 Wake Forest, 58-55, 2021  
**played/beat a top-25 opponent:** beat No. 25 Miami, 41-31, 2023  
**beat a top-10 oppt. on the road:** beat No. 9 Miami, 62-26, in 2020  
**beat a top-25 oppt. on the road:** beat No. 9 Miami, 62-26, in 2020

### RUSHING BY A TAR HEEL

**35 carries:** 35 by Omarion Hampton vs. Wake Forest, 2024  
**more than 35 carries:** 37 by Ryan Houston vs. Duke, 2009  
**40 carries:** 47 by Mike Voight vs. Duke, 1976 (tied UNC record)  
**100 yards/freshman:** 148 by Demon June vs. Richmond, 2025  
**100 yards/8 consecutive games:** Omarion Hampton, 2024 (210 vs. NC Central, 139 vs. James Madison, 103 at Duke, 106 vs. Pitt, 137 vs. Georgia Tech, 105 at Virginia, 172 at Florida State, 244 vs. Wake Forest) UNC record  
**100 yards/first career game:** 105 by Davion Gause vs. Charlotte, 2024  
**100 yards/quarter:** 102 by Omarion Hampton, 100 in 1st quarter vs. Wake Forest, 2024  
**100 yards/quarter/consecutive games:** Omarion Hampton, 102 in 3rd quarter at Florida State and 100 in 1st quarter vs. Wake Forest, 2024  
**150 yards/consecutive games:** Omarion Hampton, 172 at Florida State and 244 vs. Wake Forest, 2024  
**175 yards:** Omarion Hampton, 185 vs. NC State, 2024  
**200 yards:** 244 by Omarion Hampton vs. Wake Forest, 2024  
**250 or 300 yards:** 308 by Michael Carter at Miami, 2020 (UNC record)  
**100 yards rushing and receiving:** Jonathan Linton at Georgia Tech, 1997 (138 rushing, 137 receiving)  
**75-yard TD run:** Omarion Hampton vs. NC State, 2024  
**80-yard TD run:** Elijah Green vs. Georgia Tech, 2022  
**2 TDs:** Davion Gause at Boston College, 2024  
**multiple TDs/consecutive games:** Omarion Hampton, 2 at Virginia, 4 at Florida State, 2024  
**3 TDs/consecutive games:** Omarion Hampton, 2024 (vs. NC Central and James Madison)  
**4 TDs:** Omarion Hampton at Florida State, 2024  
**5 TDs:** Kelvin Bryant vs. Miami (Ohio), 1981  
**6 TDs:** Kelvin Bryant vs. ECU, 1981 (UNC record)  
**rushed for TDs/4 consecutive games:** Omarion Hampton, 2023 (at Georgia Tech, vs. Campbell, vs. Duke in 2 OT, at Clemson)  
**rushed for TDs/5 or 6 consecutive games:** 6 games by Elijah Green, 2022  
**rushed for TDs/7 or 8 consecutive games:** Javonte Williams (8 game in a row), first 8 games in 2020  
**combined for 10 TDs/consecutive games:** 11 by Kelvin Bryant vs. ECU (6) and Miami of Ohio (5), 1981  
**rushing TD/overtime:** Drake Maye (5 yards in second OT) vs. Duke, 2023  
**4 gained 50 yards:** Omarion Hampton (101), Elijah Green (72), Drake Maye (55), George Pettaway (51) vs. Florida A&M, 2022  
**2 gained 100 yards:** Ty Chandler (213) and Sam Howell (104) vs. Wake Forest, 2021  
**3 gained 100 yards:** Tyrone Anthony (157), Eddie Colson (119) and Ethan Horton (116) vs. Wake Forest, 1983  
**2 gained 200 yards:** Michael Carter (308) and Javonte Williams (236) at Miami, 2020  
**quarterback gained 100 yards:** 106 by Drake Maye at NC State, 2023  
**quarterback gained 140 yards:** 148 by Marquise Williams vs. Georgia Tech, 2014  
**quarterback gained 150 yards:** 174 by Ricky Laniar vs. VMI, 1174 (UNC record by QB)  
**wide receiver rushed for 100 yards:** 106 by Brandon Tate vs. McNeese State, 2008  
**100 rushing and 200 passing yards:** Drake Maye at NC State, 2023 (106 rushing, 254 passing)  
**100 rushing and 300 passing yards:** Sam Howell at Notre Dame, 2021 (101 rush, 341 passing)  
**100 rushing and 300 passing yds/consecutive games:** Sam Howell vs. Georgia St (104 rush, 352 pass), vs. Virginia (112 rush, 307 pass), 2021

### PASSING BY A TAR HEEL

**40 or 45 attempts:** 45 by Jacolby Criswell vs. Pitt, 2024  
**50 attempts:** 51 by Sam Howell at Georgia Tech, 2019  
**50 attempts in a game without an interception:** 52 by Nathan Elliott at Syracuse, 2018 (2 OT)





## THE LAST TIME THE TAR HEELS...

**10 completions/quarter:** Jacolby Criswell, fourth quarter vs. JMU, 2024  
**more than 10 completions/quarter:** 11 by Drake Maye, third quarter at NC State, 2023  
**30 or more completions:** 33 by Drake Maye vs. Syracuse, 2023  
**35 completions:** Mitch Trubisky vs. Pittsburgh, 2016  
**38 completions:** Marquise Williams vs. Georgia Tech, 2014 (UNC record)  
**10 consecutive completions to begin the game:** Drake Maye in the first quarter vs. South Carolina, 2023 in Charlotte (10 of 10 for 73 yards)  
**more than 10 consecutive completions:** 11 by Drake Maye at Pittsburgh, 2023  
**13 consecutive completions:** Drake Maye, 2022 (last 9 attempts at Duke, first 4 vs. Pittsburgh)  
**30 consecutive completions:** 30 by Mitch Trubisky, 2016 (last 18 vs. James Madison, first 12 vs. Pittsburgh)  
**200 yards/quarter:** 207 by Drake Maye, 2nd quarter vs. Syracuse, 2023  
**250 yards/half:** 262 by Jacolby Criswell, 1st half vs. James Madison, 2024 (192 in 1st quarter, 70 in 2nd)  
**300 or 400 yards:** 475 by Jacolby Criswell vs. James Madison, 2024  
**300 yards/5 consecutive games:** Drake Maye, 2022 (301 vs. Notre Dame, 363 vs. Virginia Tech, 309 at Miami, 380 at Duke, 388 vs. Pittsburgh)  
**400 yards/2 and 3 consecutive games:** Mitch Trubisky, 2016 (432 vs. James Madison, 453 vs. Pittsburgh, 405 at Florida State)  
**500 yards:** 550 by Sam Howell vs. Wake Forest, 2020 (UNC record)  
**2 or 3 TDs:** 2 by Gio Lopez vs. Richmond, 2025  
**4 TDs:** Drake Maye vs. Campbell, 2023  
**5 TDs:** Drake Maye vs. Pittsburgh, 2022  
**6 TDs:** Sam Howell vs. Wake Forest, 2020 (UNC record)  
**50-yard TD pass:** 51 yards from Gio Lopez to Chris Culliver at Charlotte, 2025  
**75-yard TD pass:** 77 yards from Drake Maye to Kobe Paysour vs. Syracuse, 2023  
**80-yard TD pass:** 80 yards from Drake Maye to Antoine Green vs. Notre Dame, 2022  
**85-yard pass:** 85 yards from Sam Howell to Dyami Brown at Miami, 2020  
**90-yard TD pass:** 91 yards by Marquise Williams to Mack Hollins vs. San Diego State University, 2014  
**quarterback came off the bench to lead team to win:** Jacolby Criswell vs. NC Central, 2024  
**non-quarterback w/TD pass:** ^RB Caleb Hood to TE John Copenhaver (17 yards) vs. UConn in Boston, 2024  
**non-quarterback w/TD pass to a quarterback:** WR Rontavious Groves to Sam Howell (1 yard) at Miami, 2020  
**had 2 or 3 intercepted:** 2 by Gio Lopez at UCF, 2025  
**had 4 intercepted:** Nathan Elliott at California, 2018  
**had 5 intercepted:** Mike Thomas at Clemson, 1995

### RECEIVING BY A TAR HEEL

**10 or more receptions:** 10 by Nate McCollum vs. Pitt, 2024  
**10 or more receptions/half:** 11 by Nate McCollum in 1st half vs. Minnesota, 2023  
**2 with 10 receptions:** 11 by Josh Downs and 10 Antoine Green vs. Pittsburgh, 2022 (first time in UNC history)  
**10 receptions/consecutive games:** 3 straight by Josh Downs, 2022 (11 vs. Pittsburgh, 15 at Virginia, 11 at Wake Forest) UNC record  
**15 receptions:** Nate McCollum vs. Minnesota, 2023  
**16 receptions:** Ryan Switzer vs. Pittsburgh, 2016 (tied UNC record)  
**30 combined/consecutive games:** Ryan Switzer, 2016 (16 vs. Pittsburgh, 14 at Florida State)  
**3 40-yard receptions in a game:** Tez Walker vs. Duke, 2023 (43, 48, 43)  
**100 yards:** 129 by J.J. Jones at Virginia, 2024  
**100 yards/half:** 105 by Nate McCollum, 2nd half vs. Pitt, 2024  
**2 with 100 yards:** 135 by Nate McCollum and 100 by Kobe Paysour vs. Syracuse, 2023  
**100 yards by a running back:** 149 by Romar Morris at Louisville, 2012  
**100 yards/consecutive games by a running back:** Anthony Elzy, 2010 (102 vs. Virginia Tech, 178 vs. NC State)  
**100 yards by a tight end:** 123 by Carl Tucker vs. Virginia Tech, 2018  
**100 yards/consecutive games:** Tez Walker, 2023 (132 vs. Miami, 146 vs. Virginia)  
**100 yards/3 or 4 consecutive games:** 4 by Josh Downs, 2022 (126 at Duke, 102 vs. Pittsburgh, 166 at Virginia, 154 at Wake Forest)  
**150 yards:** 162 by Tez Walker vs. Duke, 2023 (2 OT)  
**200 yards:** 203 by Josh Downs vs. Virginia, 2021  
**3 100-yard games in a season by a tight end:** Eric Ebron, 2013 (108 at Georgia Tech, 199 vs. Miami, 121 vs. Duke)

**2 with 150 yards:** Dazz Newsome (189) and Dyami Brown (163) vs. Wake Forest, 2020  
**150 yards/consecutive games:** Josh Downs, 2022 (166 at Virginia, 154 at Wake Forest)  
**2 TD receptions:** Jordan Shipp vs. Richmond, 2025  
**3 TD receptions:** Tez Walker vs. Miami, 2023  
**4 TD receptions:** Chesley Borders at ASU, (UNC record)  
**3 TD receptions/quarter:** Hakeem Nicks vs. Boston College, 2nd quarter, 2008  
**TD receptions/4 consecutive games:** Bryson Nesbit, 2024 (vs. Charlotte, NC Central, James Madison and Duke)  
**TD receptions/5, 6, 7 or 8 consecutive games:** 8 by Josh Downs, 2020-21 (2 vs. Texas A&M, 1 at Virginia Tech, 1 vs. Georgia State, 2 vs. Virginia, 1 at Georgia Tech, 1 vs. Duke, 1 vs. Florida State, 1 vs. Miami)  
**multiple TD receptions/consecutive games:** Josh Downs, 2022 (2 vs. Florida A&M, 2 vs. Notre Dame; did not play in the next two games after Florida A&M)  
**TD receptions by 2 tight ends:** Bryson Nesbit and John Copenhaver vs. NC Central and James Madison, 2024

### TOTAL OFFENSE BY A TAR HEEL

**300 yards:** 320 by Jacolby Criswell at Virginia, 2024  
**400 yards:** 480 by Jacolby Criswell vs. James Madison, 2024  
**500 yards:** 519 by Drake Maye at Wake Forest, 2022  
**60 plays:** 61 by Drake Maye vs. Syracuse, 2023 (14 run, 47 pass)

### SCORING (OFFENSE) BY A TAR HEEL

**multiple TDs/consecutive games:** Omarion Hampton, 2 at Virginia, 5 at Florida State, 2024  
**3 TDs/consecutive games:** 3 by Omarion Hampton vs. NC Central and James Madison, 2024 (rushing)  
**4 or 5 TDs:** 5 by Omarion Hampton at Florida State, 2024 (4 rushing, 1 receiving)  
**3 TDs of 25 or more yards:** Dyami Brown vs. Virginia, 2019 (all receiving – 47, 34, 42 yards)  
**accounted for 6 or 7 TDs:** 7 by Sam Howell vs. Wake Forest, 2020 (one rushing, six passing)  
**scored a TD in the final minute of regulation to win:** Antoine Green, 8-yard pass from Drake Maye with 0:16 to play at Duke, 2022  
**scored TD in overtime:** Drake Maye (5-yard run in second OT) vs. Duke, 2023  
**rushing and receiving TDs:** Omarion Hampton vs. NC State, 2024  
**rushing and receiving TDs and threw a TD pass:** Sam Howell at Miami, 2020  
**caught a TD, threw for a TD and returned a kickoff for a TD:** Anthony Ratliff-Williams at Pittsburgh, 2017  
**wide receiver rushed for a TD:** Nate McCollum (37 yards) vs. Charlotte, 2024  
**offensive lineman scored a TD:** Center Jason Brown recovered a UNC fumble in the end zone vs. Texas, 2002  
**two players wearing the same number scored TDs:** WR No. 5 J.J. Jones (two TD receptions) and DL No. 5 Jahvaree Ritzie (INT return) at Virginia, 2024

### SPECIAL TEAMS BY A TAR HEEL

**returned kickoff for a TD:** ^Chris Culliver, 95 yards vs. UConn in Boston, 2024  
**returned opponents' inside kick for a TD:** Bryson Nesbit, 43 yards at App State, 2022  
**returned punt for a TD:** Alijah Huzzie 69 yards vs. Georgia Tech, 2024  
**returned 2 punts for TDs:** Ryan Switzer at Pittsburgh, 65 yards and 61 yards, 2013  
**blocked a punt:** Caleb LaVallee vs. James Madison, 2024  
**blocked 2 or 3 punts:** 3 by Bruce Carter vs. Connecticut, 2008  
**blocked a punt for a TD:** Caleb LaVallee blocked a James Madison punt and Davion Gause returned 34 yards for a TD, 2024  
**recovered 2 blocked punts for TDs:** Andre Purvis at Tulane, 1992  
**blocked a field goal:** Myles Murphy at Georgia State, 2022  
**blocked an extra-point attempt:** Tomon Fox vs. Western Carolina, 2020  
**60-yard punt:** 65 by Tom Maginness at Duke, 2024  
**70-yard punt:** 70 by Ben Kiernan at Georgia State, 2022  
**80-yard punt:** 83 by Scott McAlister at Georgia Tech, 1989  
**successful fake punt:** 6-yard run by John Copenhaver vs. Wake Forest, 2024  
**punter rushed for a first down:** Ben Kiernan 17 yards vs. Syracuse, 2023 (after punt was blocked)  
**50-yard field goal:** 50 yards by Noah Burnette vs. Georgia Tech, 2024



## THE LAST TIME THE TAR HEELS/AN OPPONENT...

**game-winning field goal as time expired:** Nick Weiler, 54 yards at Florida State, 2016 (won, 37-35)  
**took the lead in a win in the final 2:00 on field goal:** 45 yarder by Noah Burnette with 1:44 to play at Minnesota, 2014 (won, 19-17)  
**made 3 field goals:** Noah Burnette at Virginia, 2024  
**made 4 field goals:** Noah Burnette at Minnesota, 2024  
**made 5 or 6 field goals:** 6 by Noah Burnette in 2 OT vs. Duke, 2023 (23, 31, 25, 27, 43 and 24 yards)  
**made 3 40-yard field goals:** Noah Burnette at Minnesota, 2024 (52, 42 and 45 yards)  
**made 3 50-yard field goals:** Dan Orner at Syracuse, 2002 (51, 52 and 55 yards)  
**made 13 consecutive field goals:** Noah Burnette (last eight attempts in 2023 and first five in 2024)  
**returned a blocked extra point for 2 points:** Lionell Green vs. Wake Forest, 2003 (only time in UNC history)

### DEFENSE BY A TAR HEEL

**returned a 2-point conversion for 2 points:** Trey Morrison, 98 yards at Boston College, 2020  
**returned a fumble for a TD:** Mikai Gbayer, 62 yards vs. Richmond, 2025  
**defensive lineman returned a fumble for a TD:** tackle Cam Thomas returned a fumble 20 yards for a touchdown at Boston College, 2009  
**returned an interception for a TD:** Power Echols, 42 yards vs. Wake Forest, 2024  
**defensive lineman returned an interception for a TD:** Jahvaree Ritzie, 84 yards at Virginia, 2024  
**had a sack and an interception:** Jahvaree Ritzie, 84 yards (TD) at Virginia, 2024  
**2 interceptions:** Alijah Huzzie at Pittsburgh, 2023 (QB Christian Veilleux)  
**2 interceptions in the fourth quarter:** Myles Wolfolk vs. South Carolina, 2019  
**3 interceptions:** Kendrick Burney vs. Miami, 2009 (QB Jacory Harris)  
**15 or more tackles:** 17 by linebacker Cedric Gray at NC State, 2023  
**20 or more tackles:** 22 by linebacker Cole Holcomb vs. Georgia Tech, 2018  
**3.5 sacks:** Beau Atkinson at Florida State, 2024  
**multiple sacks/consecutive games:** Beau Atkinson, 2 at Virginia, 3.5 at Florida State, 2024  
**3 sacks twice in a season:** Jahvaree Ritzie at Minnesota and Virginia, 2024  
**4 sacks:** Julius Peppers at Virginia, 2000  
**5 tackles for loss:** 5.5 by Kaimon Rucker vs. South Carolina, 2023 in Charlotte  
**scored a safety:** ^sack by Kareem Martin and Brandon Ellerbe in the end zone vs. Cincinnati, 2013 in Charlotte  
**forced a fumble, had a sack & intercepted a pass:** Dominique Ross vs. Duke, 2019  
**recovered a fumble & intercepted a pass:** Cedric Gray vs. Miami, 2023

### OPPONENTS RUSHING

**300 yards:** 371 by Georgia Tech, 2024  
**400 yards:** 461 by Georgia Tech, 2018  
**500 yards:** ^645 by Baylor, 2015 in Orlando, Fla.  
**600 yards:** ^645 by Baylor, 2015 in Orlando, Fla.  
**fewer than 10 yards:** 7 at Virginia, 2024 (lost 67 yards on sacks)  
**fewer than 50 yards:** 21 at Charlotte, 2025 (lost 11 yards on sacks)  
**negative yards:** -2 by South Carolina, 2023 in Charlotte (lost 65 yards on sacks)  
**50 carries:** 52 at Boston College, 2024  
**60 carries:** 60 at Virginia Tech, 2019 (6 OT)  
**fewer than 25 carries:** 22 by Virginia, 2021  
**2 TDs:** by UCF, 2025  
**3 TDs:** by UCF, 2025  
**4 or 5 TDs:** 5 by Georgia Tech, 2024

### OPPONENTS PASSING

**fewer than 10 attempts:** 2 by Georgia Tech, 2018  
**40 attempts:** 42 by Charlotte, 2025  
**50 attempts:** 57 at Miami, 2022  
**fewer than 5 completions:** 2 by Georgia Tech, 2018  
**fewer than 10 completions:** 9 by Richmond, 2025  
**30 completions:** 31 by Miami, 2023  
**40 completions:** 42 by Miami, 2021 (record vs. UNC)  
**fewer than 50 yards:** 27 by The Citadel, 2016  
**fewer than 100 yards:** 75 by Richmond, 2025  
**300 yards:** 381 by Pitt, 2024  
**400 yards:** 496 at Miami, 2022

**500 yards:** 553 by Virginia, 2021  
**2 TD passes:** 2 by TCU, 2025  
**3 TD passes:** Pitt, 2024  
**4 or 5 TD passes:** 5 by James Madison, 2024  
**6 TD passes:** at App State, 2022

### OPPONENTS TOTAL OFFENSE

**fewer than 100 yards:** 91 by Clemson, 1996  
**fewer than 200 yards:** 199 by Richmond, 2025  
**500 yards:** 542 by TCU, 2025  
**600 yards:** 611 by James Madison, 2024  
**700 yards:** 705 by Louisville, 2017  
**90 plays:** 90 by Wake Forest, 2021  
**100 plays:** ^102 by Baylor, 2015 in Orlando, Fla. (record vs. UNC)

### OPPONENTS SCORING

**50, 60 or 70 points:** 70 by James Madison, 2024 (ties record vs. UNC)  
**40 points/quarter:** 40 at App State (4th), 2022 (record vs. UNC)  
**50 points/half:** 53 in 1st by James Madison, 2024 (record vs. UNC)  
**4 TDs/quarter:** 4 by James Madison in 2nd quarter, 2024  
**5 or 6 TDs/quarter:** 6 at App State (4th), 2022 (record vs. UNC)  
**20 or more points/fourth quarter:** 22 by NC State, 2024  
**20 or more points/2 quarters:** 25 in the first quarter and 28 in the second quarter by James Madison, 2024  
**points/all 4 quarters:** by UCF, 2025 (10-10-7-7)  
**TDs/all 4 quarters:** by UCF, 2025 (10-10-7-7)  
**TD in overtime:** 6-yard pass by Grayson Loftis to Jordan Moore, Duke, 2023 (in second OT)  
**successful 2-point conversion run:** Lawayne McCoy at Florida State, 2024  
**successful 2-point conversion pass:** at Virginia, 2024 (Tony Muskett to JR Wilson)

### OPPONENTS MISCELLANEOUS

**fewer than 10 first downs:** 9 by Idaho, 2012  
**fewer than 15 first downs:** 10 at Florida State, 2024  
**30 first downs:** 30 by App State, 2023 (2 OT)  
**30 first downs in a UNC win:** 30 by App State, 2023 (2 OT)  
**35 first downs:** 35 by Notre Dame, 2022  
**more than 35 first downs:** ^38 by Baylor, 2015 in Orlando, Fla.  
**20 rushing first downs:** 24 by Georgia Tech, 2018  
**30 rushing first downs:** ^30 by Baylor, 2015 in Orlando, Fla.  
**20 passing first downs:** 20 by Miami, 2023  
**converted 10 third-down attempts:** 13 of 20 at Duke, 2018  
**converted 50% third-down attempts:** 7 of 12 (58.3%) by TCU, 2025  
**converted 60% of third-down attempts:** 8 of 13 (61.5%) at Georgia Tech, 2023  
**converted less than 15% of third-down attempts:** 2 of 10 (14.3%) at Duke, 2024  
**converted 20% or less third-down attempts:** 2 of 10 (20%) at Florida State, 2024  
**converted four fourth-down attempts:** 4 for 4 by UCF, 2025  
**was not penalized:** at Virginia, 1991  
**penalized 10 times:** 12 by James Madison, 2024  
**100 yards of penalties:** 105 by James Madison, 2024  
**scored TD on first play from scrimmage:** ^75-yard pass Garrett Greene to Traylon Ray, West Virginia, 2023 in Charlotte  
**scored game-winning points on final play:** at Virginia Tech, 2019 (Quincy Patterson 3-yard run in sixth OT for 43-41 VT win)  
**scored game-winning points in the final 20 seconds:** Georgia Tech, 2024 (68-yard TD run by Jamal Haynes with 0:16 to play for a 41-34 GT win)  
**scored game-winning points in the final 30 seconds:** NC State, 2024 (2-yard TD run by Hollywood Smothers with 0:25 to play for a 35-30 NC State win)  
**trailed at halftime in a win over UNC:** at Duke, 2024 (UNC led 17-0, Duke won, 20-21)  
**trailed by 10 or more points in second half in a win over UNC:** at Duke, 2024 (UNC led 20-7 in the fourth, Duke won 20-21)  
**trailed at halftime in consecutive wins over UNC:** Virginia and at Georgia Tech, 2023  
**trailed by 10 or more points in second half in consecutive wins over UNC:** Virginia and at Georgia Tech, 2023  
**tied after 3 quarters in a win over UNC:** Virginia, 2023 (24-24 after the third quarter, UVA won 31-27)  
**trailed after 3 quarters in a win over UNC:** Carolina led 20-13 in the fourth quarter



## THE LAST TIME AN OPPONENT...

vs. NC State, 2024 (NC State won 35-30)  
**scored on 8 consecutive possessions:** first 8 (FG-FG-TD-TD-FG-FG-TD-TD) at NC State, 2023  
**scored every possession/2nd half:** NC State, 2024 (FG-FG-TD-TD-FG-TD)

### OPPONENTS SPECIAL TEAMS

**did not punt:** ^Baylor, 2015 in Orlando, Fla.  
**punted 10 times:** Western Carolina, 2017  
**averaged 50 yards punting:** 50.2 yards on 5 punts  
**blocked a UNC field goal:** Rodney Shelley of Georgia Tech, 2024  
**blocked a UNC punt:** James Hopson of Duke blocked Tom Maginnes' punt, 2024 (Duke fumbled ball back to UNC)  
**blocked a UNC punt for a TD:** Terrence Spence of James Madison blocked Tom Maginnes' punt, returned 14 yards for a TD by Jaden Mines, 2024  
**successful fake punt:** 11-yard pass by punter Porter Wilson to Terry Moore for a first down, Duke, 2023 (2 OT)  
**recovered an onside kick:** Richmond, 2025 (to start third quarter)

### OPPONENTS TURNOVERS

**committed 0 turnovers in a UNC win:** Charlotte, 2024  
**committed 0 turnovers:** UCF, 2025  
**committed 2:** Charlotte, 2025  
**committed 3:** Richmond, 2025  
**committed 4:** Campbell, 2023  
**committed 5:** Georgia Tech, 2018  
**committed 6:** Liberty, 2014  
**committed 7:** Pittsburgh, 1979  
**lost 5 fumbles:** Virginia, 1972  
**threw 5 interceptions:** Virginia, 2010  
**did not fumble:** TCU, 2025  
**possession time of 40 minutes:** 40:06 by NC State, 2023

### RUSHING BY AN INDIVIDUAL OPPONENT

**30 carries:** Star Thomas at Duke, 2024  
**35 carries:** Vintavious Cooper, East Carolina, 2013  
**100 yards:** 113 by Kevorian Barnes, TCU, 2025  
**150 yards:** 170 by Jamal Haynes, Georgia Tech, 2024  
**175 yards:** 178 by Dontae Smith at Georgia Tech, 2023  
**200 yards:** 227 by Nick Chubb, Georgia, 2016 in Atlanta  
**70-yard TD:** 75 by Kevorian Barnes, TCU, 2025  
**80- or 90-yard TD:** 91 by Kyren Williams, Notre Dame, 2021 (record vs. UNC)  
**2 TD:** Hollywood Smothers, NC State, 2024  
**2 TD by 2 players:** Jamal Haynes and Haynes King, Georgia Tech, 2024  
**3 TD:** Mike Hollins, Virginia, 2023  
**4 or 5 TD:** 5 by Reggie Gallaspy, NC State, 2018 (OT)  
**2 gained 100 yards:** 170 by Jamal Haynes and 107 by Haynes King, Georgia Tech, 2024  
**quarterback rushed for 100 yards:** 107 by Haynes King, Georgia Tech, 2024  
**rushed and passed for 100 yards:** 107 by Haynes King, Georgia Tech, 2024 (107 rushing, 127 passing)

### PASSING BY AN INDIVIDUAL OPPONENT

**40 attempts:** 42 by Eli Holstein, Pitt, 2024  
**50 attempts:** 57 by Tyler Van Dyke at Miami, 2022  
**30 completions:** 31 Tyler Van Dyke, Miami, 2023  
**40 completions:** 42 by Tyler Van Dyke at Miami, 2022 (record vs. UNC)  
**300 yards:** 381 by Eli Holstein, Pitt, 2024  
**400 yards:** 496 by Tyler Van Dyke at Miami, 2022  
**500 yards:** 554 by Brennan Armstrong, Virginia, 2021 (record vs. UNC)  
**2 TD passes:** Josh Hoover, TCU, 2025  
**3 TD passes:** Eli Holstein, Pitt, 2024  
**4 or 5 TD passes:** 5 by Alonza Barnett, James Madison, 2024  
**6 TD passes:** Chase Brice at App State, 2022  
**75-yard TD pass:** ^Garrett Greene to Traylon Ray, West Virginia, 2023 in Charlotte  
**longer than 75-yard TD pass:** 76 yards by D'Eriq King to Brevin Jordan at Miami, 2020

**50 plays, running and passing:** 52 by Eli Holstein, Pitt, 2024 (10 rushes, 42 passes), 2024  
**60 plays, running and passing:** 63 by Tyler Van Dyke at Miami (6 rushes, 57 passes), 2022

### RECEIVING BY AN INDIVIDUAL OPPONENT

**10 receptions:** 11 by Javen Nicholas, Charlotte, 2025  
**12 receptions:** 12 by Malik Washington, Virginia, 2023  
**two players gained 100 yards:** 155 by Desmond Reid and 111 by Konata Mumpfield, Pitt, 2024  
**150 yards:** 155 by Desmond Reid, Pitt, 202  
**175 yards:** 178 by Xavier Legette, South Carolina, 2023 in Charlotte  
**200 yards:** 217 by Jericho Cotchery at NC State, 2003  
**2 TD receptions:** KC Concepcion at NC State, 2023  
**3 TD receptions:** Jordan Moore, Duke, 2023 (2 OT)  
**multiple TD receptions by 2 players:** 2 each by Malik Rutherford and Brett Seither at Georgia Tech, 2023

### TOTAL OFFENSE BY AN INDIVIDUAL OPPONENT

**400 yards:** 457 by Eli Holstein, Pitt, 2024  
**500 yards:** 538 by Brennan Armstrong, Virginia, 2021

### SCORING BY AN INDIVIDUAL OPPONENT

**3 TDs:** Jordan Moore, Duke, 2023 (2 OT) (3 receiving)  
**4 or 5 TDs:** 5 by Reggie Gallaspy, NC State (5 rushing), 2018 (OT)  
**accounted for 4 TDs:** 4 by Eli Holstein, Pitt, 2024 (1 rush, 3 pass)  
**accounted for 5, 6 or 7 TDs:** 7 by Alonza Barnett, James Madison, 2024 (2 run, 5 pass, tied record vs. UNC)  
**2-point conversion run:** Lawayne McCoy at Florida State, 2024  
**2-point conversion pass:** Tony Muskett to JR Wilson at Virginia, 2024

### SPECIAL TEAMS BY AN INDIVIDUAL OPPONENT

**returned a kickoff for a TD:** 100 yards by Kenny Johnson at Pittsburgh, 2023  
**returned a punt for a TD:** ^78 yards by Beanie Bishop Jr., West Virginia, 2023 in Charlotte  
**recovered an onside kick:** Will McManus, Richmond, 2025  
**blocked a UNC punt:** James Hopson of Duke blocked Tom Maginnes' punt, 2024 (Duke fumbled ball back to UNC)  
**blocked a punt for a TD:** Terrence Spence of James Madison blocked Tom Maginnes' punt, returned 14 yards for a TD by Jaden Mines, 2024  
**blocked a field goal:** Rodney Shelley, Georgia Tech, 2024  
**blocked a field goal for a TD:** Artie Burns, Miami, blocked a Thomas Moore kick and Ladarius Gunter returned it 67 yards for a touchdown, 2013  
**60-yard punt:** 60 by Daniel Sparks at Virginia, 2024  
**70-yard punt:** 77 by Durant Brooks at Georgia Tech, 2007  
**50-yard field goal:** 56 by Ryan Fitzgerald at Florida State, 2024 (ties record by opponent)  
**made 2 field goals:** Jayden Alsheskie, Richmond, 2025 (25, 28)  
**made 3 field goals:** Kanoah Vinesett, NC State, 2024 (41, 40, 28)  
**made 4 field goals:** Brayden Narveson at NC State, 2023 (32, 40, 28, 24)

### DEFENSE BY AN INDIVIDUAL OPPONENT

**returned an INT for a TD:** Bud Clark, 25 yards, TCU, 2025 (intercepted Gio Lopez)  
**returned a fumble for a TD:** Devean Deal, 37 yards, TCU, 2025 (recovered Gio Lopez fumble)  
**recovered a fumble in the end zone for a TD:** Bryan Ray at Wake Forest (recovered a Ronald Curry fumble), 2000  
**2 interceptions:** Terrence Spence, James Madison, 2024  
**forced 2 fumbles:** Antavious Lane at Georgia State, 2022  
**15 or more tackles:** 15 by linebacker Payton Wilson at NC State, 2023  
**3 sacks:** Jeremiah Trotter Jr., Clemson, 2022 in Charlotte  
**15 tackles, a sack, interception and forced a fumble:** Payton Wilson at NC State, 2023  
**scored a safety:** Jay Hayes, Notre Dame, 2017 (Jordon Brown tackled in the endzone)

^ denotes bowl game





## ALL-TIME UNC SINGLE-GAME, LONG PLAY RECORDS

### CAROLINA RECORDS

**Points:** 80 vs. Old Dominion, 2013 (UNC 80, ODU 20)  
**Points/ACC:** 66 vs. Duke, 2015 (UNC 66, Duke 31)  
**Combined Points:** 124 at App State, 2022 (UNC 63, App State 61)  
**Combined Points/Kenan Stadium:** 120 vs. James Madison, 2024 (JMU 70, UNC 50)  
**Largest Win:** 66 vs. Idaho, 2012 (UNC 66-0)  
**Largest Win/ACC:** 50 vs. Wake Forest, 1994 (UNC 50-0); at Duke, 1959 (UNC 50-0)  
**Largest Loss:** 66 vs. Virginia, 1912 in Richmond (UVA 66, UNC 0)  
**Largest Loss/Kenan Stadium:** 52 vs. Maryland, 2002 (MD 59, UNC 7)  
**Points/Loss:** 50 vs. Georgia Tech, 2012 (GT 68, UNC 50) and vs. James Madison, 2024 (JMU 70, UNC 50)  
**Points/Quarter:** 35 four times (last: 2nd quarter vs. WCU, 2017)  
**Points/Half:** 52 in 1st at Duke, 2000  
**Points/Half/Kenan Stadium:** 49 in 1st vs. Old Dominion, 2013  
**Touchdowns:** 11 vs. Old Dominion, 2013 (4 rush, 5 pass, 1 KOR, 1 PR)  
**Rushing Touchdowns:** 8 vs. ECU, 1981  
**Passing Touchdowns:** 6 vs Wake Forest, 2020  
**## Extra Points:** 11 vs. Old Dominion, 2013  
**Two-Point Conversions:** 2 three times (last: 2012 vs. NC State)  
**Field Goals:** 6 vs. Duke, 1999; vs. Duke, 2023  
**Largest Deficit in a Win:** 21 vs. Wake Forest, 2020; at Georgia Tech, 2013  
**Largest 4th Quarter Deficit in a Win:** 14 vs. Wake Forest, 2020; vs. ECU, 1973  
**Plays:** 102 vs. Virginia, 1959  
**Total Yards:** 778 at Miami, 2020  
**Total Yards/Kenan Stadium:** 742 vs. Wake Forest, 2020  
**Fewest Total Yards:** 7 at Yale, 1944  
**Yards in a Loss:** 616 vs. James Madison, 2024  
**Fewest Total Yards in a Win:** 89 vs. Tennessee, 1936  
**Average Gain Per Play:** 10.6 vs. Old Dominion, 2013 (721 on 68 plays)  
**Rushing Attempts:** 82 vs. Clemson, 1969; vs. NC State, 1961  
**Rushing Yards:** 555 vs. Virginia, 1955  
**Fewest Rushing Yards:** -28 vs. Florida State, 1997  
**Pass Attempts:** 54 at Syracuse (OT), 2018; vs. LSU, 1985  
**Completions:** 38 vs. Georgia Tech, 2014  
**Passing Yards:** 550 vs. Wake Forest, 2020  
**Passing Yards Per Attempt:** 14.0 vs. JMU, 2016 (33 for 462)  
**Yards Per Completion:** 22.8 vs. Georgia Tech, 2000 (17 for 388)  
**First Downs:** 36 vs. Pittsburgh, 1974  
**Rushing First Downs:** 27 vs. William & Mary, 1971  
**Passing First Downs:** 20 vs. James Madison, 2024  
**First Downs by Penalty:** 6 vs. Maryland, 1980  
**Turnovers Committed:** 14 vs. VMI, 1915 (all fumbles)  
**Turnovers Forced:** 9 three times (last: 1937 at NYU)  
**Plays Without a Turnover:** 97 at NC State, 1971  
**Interceptions Thrown:** 8 at Duke, 1933; vs. Vanderbilt, 1932  
**Fumbles Lost:** 14 vs. VMI, 1915  
**Penalties:** 16 at Virginia, 1975; vs. NC Central, 2024  
**Penalty Yards:** 150 at Duke, 1947  
**Penalty Yards/Kenan Stadium:** 147 vs. Miami, 2023

### INDIVIDUAL TOTAL OFFENSE/ALL-PURPOSE YARDAGE RECORDS

**Plays (Rushing & Pass Attempts):** 68 by Drake Maye at Wake Forest, 2022  
**Total Yards (Rushing & Passing):** 571 by Sam Howell vs. Wake Forest, 2020  
**Total Yards/Quarter:** 242 in 4th by T.J. Yates vs. LSU in Atlanta, 2010  
**Total Yards/Half:** 425 in 1st by Marquise Williams vs. Old Dominion, 2013  
**# Total Yards by Freshman:** 519 by Drake Maye vs. Wake Forest, 2022  
**Total Yards by Sophomore:** 571 by Sam Howell vs. Wake Forest, 2020  
**Total Yards by Junior:** 463 by Marquise Williams vs. Georgia Tech, 2014  
**Total Yards by Senior:** 524 by Marquise Williams vs. Duke, 2015  
**TDs Responsible:** 7 by Sam Howell vs. Wake Forest, 2020 (rush 1, pass 6)  
**All-Purpose Yards:** 397 by Brandon Tate vs. McNeese State, 2008 (106 rushing, 93 receiving, 142 punt return, 56 kickoff return)

### INDIVIDUAL RUSHING RECORDS

**Longest Rush:** 95 yards by S.A. Ashe vs. Trinity, 1891  
**Longest Rush for a TD:** 90 yards by Curtis Johnson vs. Maryland, 1993  
**Longest Rush/Kenan Stadium:** 90 yards (TD) by Curtis Johnson vs. Maryland, 1993  
**Longest Rush/Quarterback:** 86 yards by George Stirrweiss vs. The Citadel, 1939  
**Rushing Attempts:** 47 by Mike Voight vs. Duke, 1976; Don McCauley vs. Duke, 1970  
**Rushing Attempts by a Freshman:** 37 by Natrone Means at Duke, 1990  
**Consecutive Rushes by a Player:** 19 by Ryan Houston vs. Duke, 2009  
**Rushing Yards:** 328 by Derrick Fenner vs. Virginia, 1987  
**Rushing Yards/Two Players:** 544 (NCAA record) by Michael Carter (308) and Javonte Williams (136) at Miami, 2020  
**Rushing Yards/Quarter:** 134 in 3rd by Torin Dorn vs. Illinois, 1987  
**Rushing Yards/Half:** 224 in 2nd by Ronnie McGill vs. Wake Forest, 2003  
**Rushing Yards by a Quarterback:** 174 by Ricky Laniel vs. VMI, 1969

**Average Rushing Yards:** 12.8 by Michael Carter at Miami, 2020 (24 for 308)  
**# Rushing Yards by a Freshman:** 286 by Amos Lawrence at Virginia, 1977  
**# Rushing Yards by a Sophomore:** 328 by Derrick Fenner vs. Virginia, 1987  
**Rushing Yards by a Junior:** 249 by Natrone Means at Maryland, 1992  
**Rushing Yards by a Senior:** 308 by Michael Carter at Miami, 2020  
**# Rushing Touchdowns:** 6 by Kelvin Bryant vs. ECU, 1981

### INDIVIDUAL PASSING RECORDS

**Longest Completion:** 97 yards (TD), T.J. Yates to Jheranie Boyd vs. LSU in Atlanta, 2010  
**Longest Completion/Kenan Stadium:** 91 yards (TD), Marquise Williams to Mack Hollins vs. San Diego State, 2014  
**Longest Completion/ACC:** 87 yards (TD), Mark Maye to Randy Marriott at Georgia Tech, 1987  
**Passing Yards:** 550 by Sam Howell vs. Wake Forest, 2020  
**Passing Yards by Freshman:** 448 by Drake Maye vs. Wake Forest, 2022  
**# Passing Yards by Sophomore:** 550 by Sam Howell vs. Wake Forest, 2020  
**Passing Yards by Junior:** 453 by Mitch Trubisky vs. Pittsburgh, 2016  
**Passing Yards by Senior:** 524 by Marquise Williams vs. Duke, 2015  
**Passing Yards/Quarter:** 261 in 4th by T.J. Yates vs. LSU in Atlanta, 2010  
**Passing Yards/Half:** 404 in 1st by Marquise Williams vs. Duke, 2015  
**## Passing Touchdowns:** 6 by Sam Howell vs. Wake Forest, 2020  
**Completions:** 38 by Marquise Williams vs. Georgia Tech, 2014  
**Completions/Quarter:** 18 in 4th by Mitch Trubisky vs. Pittsburgh, 2016  
**Completions/Half:** 23 by Drake Maye in 1st vs. Syracuse, 2023; Marquise Williams in 2nd vs. Georgia Tech, 2014  
**## Consecutive Completions/Game:** 18 by Mitch Trubisky vs. JMU, 2016  
**# Consecutive Completions Over Multiple Games:** 30 by Mitch Trubisky, 2016 (last 18 vs. JMU and first 12 vs. Pittsburgh)  
**Highest Pct (min. 15 completions):** 95.7% by Bryn Renner vs. JMU, 2011 (22 of 23)  
**Attempts:** 53 by Kevin Anthony vs. LSU, 1985  
**Attempts Without an INT:** 52 by Nathan Elliott at Syracuse (2 OT), 2018  
**Pass Efficiency Rating:** 282.0 by Mitch Trubisky vs. Delaware, 2015  
**Interceptions:** 6 by Chuckie Burnette vs. Duke, 1989

### INDIVIDUAL RECEIVING RECORDS

**Receptions:** 16 by Ryan Switzer vs. Pittsburgh, 2016; Quinshad Davis at Virginia, 2012; Charlie Carr vs. Air Force, 1966  
**Receiving Yards:** 247 by Randy Marriott at Georgia Tech, 1987  
**Receiving Yards/Kenan Stadium:** 211 by Octavus Barnes vs. Ohio, 1995  
**Receptions/Running Back:** 11 by Leon Johnson vs. Duke, 1995  
**Receptions/Tight End:** 10 by Mike Chatham vs. Wake Forest, 1979  
**Touchdown Catches:** 4 by Chesley Borders at Arizona State, 2002

### INDIVIDUAL SCORING RECORDS

**# Points:** 36 by Kelvin Bryant vs. ECU, 1981 (6 touchdowns)  
**# Points by a Freshman:** 26 by Leon Johnson vs. Duke, 1993 (4 TD, 1 two-pt)  
**Points/ACC:** 30 by Don McCauley vs. Duke, 1970 (5 touchdowns)  
**Touchdowns:** 6 by Kelvin Bryant vs. ECU, 1981 (all rushing)  
**Touchdowns/ACC:** 5 by Don McCauley vs. Duke, 1970 (all rushing); Omarion Hampton at Florida State, 2024 (4 rushing, 1 receiving)  
**Touchdowns/Quarter:** 3 four times (last: Ty Chandler in 4th vs. Wake Forest, 2020)  
**Touchdown/Half:** 4 by Javonte Williams in 1st at Duke, 2020; Kelvin Bryant in 1st vs. ECU, 1981  
**Two-Point Conversions:** 2 by Jack Tabb vs. NC State, 2012; Emil DeCantis at Virginia, 1958  
**Longest Field Goal:** 55 by Dan Orner at Syracuse, 2002  
**Longest Field Goal/Kenan Stadium:** 54 by Connor Barth vs. NC State, 2006; Kenny Miller vs. Florida State, 1985  
**## Field Goals:** 6 by Noah Burnette vs. Duke, 2023; Josh McGee vs. Duke, 1999  
**# 50-Yard Field Goals (tied NCAA record):** 3 by Dan Orner at Syracuse, 2002 (52, 51, 52 yards)  
**Extra Points Made:** 9 by Casey Barth vs. Idaho, 2012  
**Points by a Kicker:** 22 by Noah Burnette vs. Duke, 2023 (6 FG, 4 XP)

### INDIVIDUAL SACKS, SPECIAL TEAMS RECORDS

**Quarterback Sacks:** 4 by Julius Peppers vs. Virginia, 2001  
**Punts:** 14 by Charles Woollen vs. Georgia Tech, 1933; Woollen at Georgia, 1932  
**Longest Punt:** 85 yards by Tom Burnette at NYU, 1937  
**Longest Punt/Kenan Stadium:** 80 yards by Charlie Justice vs. NC State, 1949  
**Interceptions:** 4 by Don Jackson at Tennessee, 1935  
**Interceptions/ACC:** 3 by Dré Bly vs. Georgia Tech, 1996; Walter Black at Virginia, 1981; Steve Streater vs. Duke, 1980  
**# Interception Return Yards:** 170 by Kendric Burney vs. Miami, 2009



## ALL-TIME UNC/OPPONENT SINGLE-GAME, LONG PLAY RECORDS

**Longest Interception Return:** 100 yards by Brian Walker vs. San Diego State, 2014; Reggie Love vs. Tulane, 1994; Bob Gantt vs. William & Mary, 1950  
**Touchdowns on INT Returns:** 2 by Bill Maceyko at Maryland, 1948  
**Longest Fumble Return:** 96 yards (TD) by Carl Carr at Duke, 1984  
**Longest Fumble Return/Kenan Stadium:** 81 yards (TD) by Antwon Black vs. Georgia Tech, 1998  
**Longest Kickoff Return:** 100 yards by T.J. Logan vs. The Citadel, 2016; T.J. Thorpe at Clemson, 2011; Tyrell Godwin at Stanford, 1998 (all TDs)  
**Kickoff Return Yards:** 199 by Anthony-Ratliff Williams vs. Louisville, 2017  
**Longest Punt Return:** 96 yards by Johnny Branch vs. Maryland, 1930  
**Punt Return Yards:** 168 by Ryan Switzer vs. Illinois, 2015  
**## Punt Return Touchdowns:** 2 by Ryan Switzer at Pitt, 2013; Andre Purvis recovered two blocked punts in the end zone at Tulane, 1992  
**Returned Kickoff and Punt for TDs:** Brandon Tate at Duke, 2006; Eric Blount vs.

### OPPONENT RECORDS

**Points:** 70 at ECU, 2014 (ECU 70, UNC 41); by James Madison, 2024 (JMU 70, UNC 50)  
**Points in Kenan Stadium:** 70 by James Madison, 2024  
**Points in an ACC game:** 68 by Georgia Tech, 2012  
**Points in a Quarter:** 40 in 4th at App State, 2022  
**Points in a Quarter/Kenan Stadium:** 30 in 3rd by Georgia Tech, 2012  
**Points in any Half and at Kenan Stadium:** 53 in 1st by James Madison, 2024 (25 in 1st quarter, 28 in 2nd)  
**Touchdowns:** 10 at ECU, 2014  
**Touchdowns in Kenan Stadium:** 9 by Georgia Tech, 2012; by James Madison, 2024  
**Touchdowns in an ACC game:** 9 by Georgia Tech, 2012  
**Touchdown Passes:** 6 at App State, 2022; at Clemson, 2014; at Boston College, 1984  
**Touchdown Passes/Kenan Stadium:** 5 four times (last by James Madison, 2024)  
**Extra Points:** 10 at ECU, 2014  
**Two-Point Conversions:** 2 by six teams (last: 1993 by Wake Forest)  
**Field Goals:** 5 three times (last: 2007 by Virginia)  
**Plays:** 101 by ECU, 2013  
**Total Yards:** 789 at ECU, 2014  
**Total Yards/Kenan Stadium and ACC:** 705 by Louisville, 2017  
**Fewest Total Yards:** -19 at Wake Forest, 1937  
**Fewest Total Yards/Kenan Stadium:** 6 by VMI, 1935  
**Yards in a UNC Win:** 657 at Arizona State, 2002 (38-25 UNC win)  
**Fewest Yards in a Win vs. UNC:** 45 at Duke, 1932 (7-0 Duke win)  
**Rushing Attempts:** 84 by Baylor, 2015 Russell Athletic Bowl in Orlando, Fla.  
**Rushing Yards:** 645 by Baylor, 2015 Russell Athletic Bowl in Orlando, Fla.  
**Rushing Yards/Kenan Stadium:** 490 by Notre Dame, 1953  
**Fewest Rushing Yards:** -33 by Virginia, 1935  
**Passing Yards:** 553 by Virginia, 2021  
**Completions:** 42 at Miami, 2022  
**Completions/Kenan Stadium:** 40 by Virginia, 2021  
**Pass Attempts:** 59 by Arizona State, 2003  
**First Downs:** 39 at ECU, 2014  
**First Downs/Kenan Stadium:** 37 by Duke, 1989  
**Plays Without a Turnover:** 91 by Wake Forest, 2021  
**Pass Attempts Without an Interception:** 59 by Arizona State, 2003  
**Fumbles Lost:** 8 by Florida, 1968; by Washington & Lee, 1953  
**Penalties:** 19 at Oklahoma, 1987  
**Penalties/Kenan Stadium:** 16 by Arizona State, 2003; Florida State, 2009  
**Penalty Yards:** 153 by Arizona State, 2003

### INDIVIDUAL OPPONENT TOTAL OFFENSE/ALL-PURPOSE RECORDS

**Plays (Rushing & Pass Attempts):** 68 by John Kaleo at Maryland, 1992  
**Total Yards (Rushing & Passing):** 547 by Daniel Jones at Duke, 2018  
**Total Yards/Kenan Stadium:** 538 by Brennan Armstrong, Virginia, 2021  
**TDs Responsible For:** 7 by Sam Hartman, Wake Forest, 2021 (2 rushing, 5 passing) and Alonza Barnett, James Madison, 2024 (2 rushing, 5 passing)  
**All-Purpose Yards:** 295 yards by Roger Boone at Duke, 1988  
**All-Purpose Yards/Kenan Stadium:** 294 yards by Mike Imoh, Virginia Tech, 2004

### INDIVIDUAL OPPONENT RUSHING RECORDS

**Longest Rush:** 91 yards (TD) by Kyren Williams, Notre Dame, 2021  
**Rushing Attempts:** 39 three times (last: Lance Ball, Maryland, 2005)  
**Rushing Yards:** 299 by Johnny Jefferson, Baylor, 2015 Russell Athletic Bowl in Orlando, Fla.  
**Rushing Yards/Kenan Stadium:** 243 by Mike Imoh, Virginia Tech, 2004

**Rushing Touchdowns:** 5 by Reggie Gallaspy, NC State, 2018 (OT); Pete Johnson, Ohio State, 1975

### INDIVIDUAL OPPONENT PASSING RECORDS

**Completions:** 42 by Tyler Van Dyke at Miami, 2022  
**Completions/Kenan Stadium:** 39 by Brennan Armstrong, Virginia, 2021  
**Passing Yards:** 554 by Brennan Armstrong, Virginia, 2021  
**Passing Touchdowns:** 6 by Dashaun Watson at Clemson, 2014; by Doug Flutie at Boston College, 1984  
**Passing Touchdowns/Kenan Stadium:** 5 four times (last: Alonza Barnett, James Madison, 2024)  
**Highest Percentage (min. 15 completions):** 92.0 (23 of 25) by Terry Jordan, NC State, 1992  
**Attempts:** 58 three times (last: Dominique Davis at ECU, 2011)  
**Attempts/Kenan Stadium:** 58 by Andrew Walter, Arizona State, 2003  
**Attempts Without an Interception:** 58 by Andrew Walter, Arizona State, 2003  
**Interceptions:** 4 on 11 occasions (last: Stephen Morris, Miami, 2013)  
**Longest Completion:** 98 yards (TD), Christian Ponder to Rod Owens, Florida State, 2009

### INDIVIDUAL OPPONENT RECEIVING RECORDS

**Receptions:** 14 by Jon Jensen at Duke, 1994  
**Receptions/Kenan Stadium:** 13 by Terrell Jana, Virginia, 2019; Mohamed Sanu, Rutgers, 2011  
**Receiving Yards:** 250 by Jermaine Lewis, Maryland, 1993  
**Touchdown Catches:** 3 seven times (last: Jordan Moore, Duke, 2023)  
**Touchdown Catches/Kenan Stadium:** 3 five times (last: Jordan Moore, Duke, 2023)

### INDIVIDUAL OPPONENT SCORING RECORDS

**Points:** 30 by Reggie Gallaspy, NC State, 2018 (OT); Pete Johnson, Ohio State, 1975  
**Touchdowns:** 5 by Reggie Gallaspy, NC State, 2018 (OT); Pete Johnson, Ohio State, 1975  
**Extra Points Made:** 10 by Warren Harvey at ECU, 2014  
**Extra Points Made/Kenan Stadium:** 8 by Chris Tanner, Georgia Tech, 2012; Nick Novak, Maryland, 2002; Noe Ruelas, James Madison, 2024  
**Points by a Kicker:** 16 four times (last: Noe Ruelas, James Madison, 2024, two field goals, eight PAT, one 2-point reception)

### INDIVIDUAL OPPONENT SPECIAL TEAMS RECORDS

**Longest Field Goal:** 56 by Damon Hartman, NC State, 1990; Ryan Fitzgerald at Florida State, 2024  
**Field Goals:** 5 three times (last: Chris Gould, Virginia, 2007)  
**Punts:** 15 by Buddy Lex, William & Mary, 1948  
**Interceptions:** several players with two  
**Longest Interception Return:** 99 by Sebastian Savage at NC State, 1991  
**Longest Interception Return/Kenan Stadium:** 85 yards by W.B. Peterson, Georgia Tech, 1932  
**Longest Kickoff Return:** 100 yards by Ace Parker, Duke, 1936  
**Kickoff Return Yards:** 230 by Jamal Golden, Georgia Tech, 2012  
**Longest Punt Return:** 97 by Dickie Harris, South Carolina, 1970  
**Punt Return Yards:** 157 by Patrick Peterson, LSU in Atlanta, 2010  
**Punt Return Yards/Kenan Stadium:** 115 by Peter Warrick, Florida State, 1999; Dickie Harris, South Carolina, 1970

(for both UNC and opponent record pages)  
 at Kenan Stadium unless noted  
 # ACC record, ## ties ACC record



## TCU TOPS TAR HEELS, 48-14, TO START 2025



**CHAPEL HILL, N.C.**—TCU overcame an early deficit and scored 41 consecutive points to beat North Carolina, 48-14, on Monday night in Kenan Stadium, spoiling the college debut of first-year Tar Heel head coach Bill Belichick in the process.

The game proceeded according to a Carolina script in the early going. The Kenan Stadium faithful roared after a dominant opening drive by the Tar Heels, who marched 83 yards in seven plays for a 7-0 lead just minutes into the season.

Very little went right for UNC (0-1) afterward, however, as the Horned Frogs (1-0) dominated the rest of the first half and led, 20-7, at the break. The Tar Heels managed just 20 offensive yards before halftime after their opening drive.

On the first play of the second half, Kevorian Barnes ran off-tackle to the right side for a 75-yard score to make it 27-7 TCU and suck the life out of the Carolina crowd.

“There was a great atmosphere here for the game tonight,” Belichick said. “The fans had tremendous energy, and I know we played competitively, but then [we] just couldn’t sustain it. So obviously, we have a lot of work to do. We need to do a better job all the way around—coaching, playing, all three phases of the game. And I know we’re a lot better than that, so we need to work on those things and show it on Saturday and turn it around. But give TCU credit, they came in and did a good job, and they were clear that their team tonight deserved to win, and they did it decisively.”

Horned Frog quarterback Josh Hoover completed 20 of 25 passes in the first half and finished 27 for 36 for 284 yards with two touchdowns and an interception. Jordan Dwyer caught nine passes for 136 yards and a TD, and Barnes ran 11 times for 113 yards and a score as the Frogs averaged 7.4 yards per carry and piled up 258 yards on the ground.

TCU out-gained Carolina, 542-222 (including 258-50 on the ground), and won its fifth game in a row.

Gio Lopez started under center for Carolina and completed 4 of 10 passes for 70 yards and an interception in two-plus quarters of work. He went to the injury tent after a sack in the third quarter and did not return to the contest.

Max Johnson relieved Lopez and led the Tar Heels to a score in his inspirational first appearance since nearly losing his leg after an injury in the 2024 season opener at Minnesota. Johnson connected with his brother, Jake Johnson, for a two-yard score to cap an 80-yard drive.

Jordan Shipp caught four passes for 84 yards to lead the UNC receivers. Caleb Hood led Carolina on the ground with 10 carries for 31 yards.

### STAT LEADERS

#### CAROLINA

Rushing	Att	Yds	TD
Hood	10	31	1
Hall	6	22	0
Gause	5	7	0
<b>Totals</b>	<b>28</b>	<b>50</b>	<b>1</b>

Passing	C-A-I	Yds	TD
Johnson	9-11-0	103	1
Lopez	4-10-1	69	0
<b>Totals</b>	<b>13-21-1</b>	<b>172</b>	<b>1</b>

Receiving	No.	Yds	TD
Shipp	4	84	0
Green	3	57	0
Gause	3	8	0
Johnson	1	2	1
<b>Totals</b>	<b>13</b>	<b>172</b>	<b>1</b>

#### TCU

Rushing	Att	Yds	TD
Barnes	11	113	1
Palmer	7	61	0
Payne	7	28	0
<b>Totals</b>	<b>35</b>	<b>258</b>	<b>2</b>

Passing	C-A-I	Yds	TD
Hoover	27-36-1	284	2
<b>Totals</b>	<b>27-37-1</b>	<b>284</b>	<b>2</b>

Receiving	No.	Yds	TD
Dwyer	9	136	1
Rogers	5	43	1
Barnes	3	21	0
McAlister	3	20	0
<b>Totals</b>	<b>27</b>	<b>284</b>	<b>2</b>

### SCORING SUMMARY

Qtr	Time	Team	Scoring Play
1st	10:55	UNC	Hood 8-yard rush (Verhoff PAT)
1st	4:08	TCU	Dwyer 27-yard pass from Hoover (Lemmermann PAT)
2nd	11:13	TCU	Lemmermann 32-yard FG
2nd	3:57	TCU	Clark 25-yard interception return (Lemmermann PAT)
2nd	0:00	TCU	Lemmermann 33-yard FG
3rd	14:48	TCU	Barnes 75-yard rush (Lemmermann PAT)
3rd	8:30	TCU	Battle 28-yard rush (Lemmermann PAT)
3rd	6:56	TCU	Deal 37-yard fumble return (Lemmermann PAT)
3rd	0:29	UNC	Johnson 2-yard pass from Johnson (Verhoff PAT)
4th	9:21	TCU	Rogers 4-yard pass from Hoover (Lemmermann PAT)





## DEFENSE DOMINATES, 20-3, FOR BELICHICK'S FIRST WIN



**CHARLOTTE**— North Carolina limited Charlotte to 21 yards rushing and beat the 49ers, 20-3, on Saturday night at Jerry Richardson Stadium.

The victory was Bill Belichick's first as a college head coach and improved Carolina to 1-1 this season. Charlotte fell to 0-2 before the largest home crowd in its history.

UNC allowed its fewest points since blanking Idaho in 2012 and didn't permit a touchdown for the first time since 2020.

Four different Tar Heel players ran five or more times in a balanced offensive attack that posted 148 yards on the ground. Meanwhile, UNC's defense held the 49ers to 21 yards on 29 rushing attempts (a paltry 0.7 yards per carry) after allowing 258 yards and 7.4 yards per carry in its loss to TCU.

Gio Lopez started again under center for Carolina despite leaving the TCU game with a second-half injury. On Saturday night, he began with a bang, connecting with Chris Culliver for a 51-yard touchdown in the opening minute. Lopez posted an efficient, 17-for-25 passing game, throwing for 155 yards and a score while also rushing nine times for 44 yards.

Nine different Tar Heels caught passes from Lopez, including three each by Culliver, Caleb Hood and Javarius Green.

Former Tar Heel Conner Harrell, who transferred to Charlotte after the 2024 season, started at quarterback for the 49ers and completed 17 of 29 for 140 yards. Grayson Loftis relieved Harrell and connected on 8 of 12 for 110 yards with two interceptions.

Carolina took a quick, 7-0 lead in the first minute on a 51-yard touchdown catch by Culliver and led the entire game. The Tar Heel defense held the 49ers under 25 yards rushing in the opening two quarters but allowed Charlotte to mount long drives while controlling the clock late in the half.

The Tar Heels seized momentum when Charlotte missed a field goal after a six-minute drive late in the second quarter. Carolina took over with 2:51 to go and punched the ball downfield for the biggest score of the game. Davion Gause's 12-yard touchdown run with 13 seconds remaining in the second gave the Tar Heels a 17-3 lead at the break.

The UNC defense excelled in the final 30 minutes. The 49ers moved 55 yards on 10 plays before punting on the first possession of the second half, but Carolina held Charlotte to three consecutive punts and back-to-back interceptions on five second-half possessions.

### STAT LEADERS

#### CAROLINA

Rushing	Att	Yds	TD
June	9	52	0
Lopez	9	44	0
Gause	5	30	1
Hood	5	15	0
<b>Totals</b>	<b>33</b>	<b>148</b>	<b>1</b>

Passing	C-A-I	Yds	TD
Lopez	17-25-0	155	1
<b>Totals</b>	<b>17-25-0</b>	<b>155</b>	

Receiving	No.	Yds	TD
Culliver	3	74	1
Green	3	31	0
Hood	3	14	0
Shipp	2	13	0
<b>Totals</b>	<b>17</b>	<b>155</b>	<b>1</b>

#### CHARLOTTE

Rushing	Att	Yds	TD
Stokes	10	7	0
Gainey Jr.	6	15	0
Rutledge	2	11	0
<b>Totals</b>	<b>29</b>	<b>21</b>	<b>0</b>

Passing	C-A-I	Yds	TD
Harrell	17-29-0	140	0
Loftis	8-12-2	110	0
<b>Totals</b>	<b>25-42-2</b>	<b>250</b>	<b>0</b>

Receiving	No.	Yds	TD
Nicholas	11	122	0
Mason	4	27	0
McGee	3	41	0
<b>Totals</b>	<b>25</b>	<b>250</b>	<b>0</b>

### SCORING SUMMARY

Qtr	Time	Team	Scoring Play
1st	10:01	UNC	Culliver 51-yard pass from Lopez (Verhoff PAT)
1st	8:34	UNC	Verhoff 49-yard FG
2nd	12:40	CLT	Boyd 39-yard FG
2nd	0:13	UNC	Gause 12-yard rush (Verhoff PAT)
4th	10:46	UNC	Verhoff 33-yard FG



## TAR HEELS OVERPOWER RICHMOND, 41-6



### STAT LEADERS

#### CAROLINA

Rushing	Att	Yds	TD
June	14	148	1
Lopez	11	40	1
Gause	5	6	0
<b>Totals</b>	<b>31</b>	<b>193</b>	<b>2</b>

Passing	C-A-I	Yds	TD
Lopez	10-18-0	119	2
Newkirk	0-1-1	0	0
<b>Totals</b>	<b>10-19-1</b>	<b>119</b>	<b>2</b>

Receiving	No.	Yds	TD
Shipp	4	52	2
Johnson	3	30	0
June	1	19	0
Culliver	1	15	0
<b>Totals</b>	<b>10</b>	<b>119</b>	<b>2</b>

#### RICHMOND

Rushing	Att	Yds	TD
Foster-Powell	12	38	0
Snelsire	8	33	0
Creamer	7	28	0
<b>Totals</b>	<b>48</b>	<b>124</b>	<b>0</b>

Passing	C-A-I	Yds	TD
Wickersham	6-8-0	48	0
Snelsire	3-7-1	28	0
<b>Totals</b>	<b>9-15-1</b>	<b>75</b>	<b>0</b>

Receiving	No.	Yds	TD
Dawson	2	37	0
King	2	14	0
Steinfeldt	2	10	0
<b>Totals</b>	<b>9</b>	<b>75</b>	<b>0</b>

### SCORING SUMMARY

Qtr	Time	Team	Scoring Play
1st	9:57	UNC	Verhoff 27-yard FG
1st	3:22	UNC	Shipp 29-yard pass from Lopez (Verhoff PAT)
2nd	14:51	UNC	Verhoff 22-yard FG
2nd	10:01	UNC	Lopez 1-yard rush (Verhoff PAT)
2nd	1:11	UR	Alsheskie 25-yard FG
3rd	2:06	UNC	Shipp 3-yard pass from Lopez (Verhoff PAT)
4th	14:00	UNC	Gbayor 62-yard fumble return (Verhoff PAT)
4th	8:13	UNC	June 45-yard rush (Verhoff PAT)
4th	0:06	UR	Alsheskie 28-yard FG

**CHAPEL HILL, N.C.**— North Carolina dominated from the opening whistle and rolled past Richmond, 41-6, on Saturday afternoon at Kenan Stadium.

Carolina scored on its first four possessions and had out-gained Richmond by a margin of 169 to -2 by five minutes into the second quarter. The Spiders mounted a handful of offensive drives to make things more respectable the rest of the way, but the game's outcome was essentially decided before halftime.

The Tar Heels (2-1) won their second game in a row and gave first-year head coach Bill Belichick his first collegiate home victory. Richmond fell to 1-2.

In its last two games, the UNC defense has held back-to-back opponents to just three points each while allowing a combined 145 rushing yards on 77 attempts, an average of just 1.9 yards per carry.

The Tar Heels have held two consecutive opponents without a touchdown for the first time since 2012, and Carolina has won 26 consecutive games over FCS opponents since 2000.

UNC's defense controlled the action throughout on Saturday, overwhelming the Richmond offensive line for two early sacks and helping the Tar Heels out-gain the Spiders, 136-12, in the opening 15 minutes. Richmond eventually mounted some offense late in the first half, only to see Carolina lead, 20-3, at the break.

UNC scored three consecutive touchdowns to start the second half and had a goal line stand on defense to put the game away.

The Tar Heel offensive line played well and opened holes while wearing down the smaller Spiders on a warm afternoon in Chapel Hill. Richmond controlled time of possession by almost 16 minutes but averaged just 3.2 yards per play in a frustrating offensive day.

True freshman running back Demon June gutted the Richmond defense, running 14 times for 148 yards and a score, averaging 10.6 yards per carry to lead seven UNC rushers. June had 59 yards on his first two carries of the game and was equally dominant in the fourth quarter, when he dashed almost untouched for a 45-yard score.

Gio Lopez started at quarterback for the third game in a row for UNC, completing 10 of 18 passes for 119 yards and two touchdowns while also running 11 times for 40 yards and a TD.

Jordan Shipp caught four passes from Lopez for 52 yards and two scores. Five different Carolina receivers caught Lopez's 10 completions.

The UNC first-half defense gave Spider quarterback Kyle Wickersham fits until Ashton Snelsire replaced him midway through the second quarter. Wickersham eventually returned to the game before heading to the locker room at the end of the third quarter with an apparent injury. Richmond passers completed 9 of 15 attempts for 75 yards with an interception in the game.



## UCF DOWNS TAR HEELS, 34-9



**ORLANDO** - UCF dominated throughout and defeated North Carolina, 34-9, on Saturday afternoon at the Acrisure Bounce House.

Knights quarterback Tayven Jackson compiled 289 yards of total offense for UCF. He completed 25 of 32 passes for 223 yards and a touchdown while also running 10 times for 66 yards and score.

The Knights built a 20-3 halftime lead and never allowed the Tar Heels to mount a significant offensive threat in the first meeting between the two schools.

UCF (3-0) snapped Carolina's (2-2) two-game winning streak and starts its season with three consecutive wins for the second year in a row.

"I really liked the intensity our defense came out with to start the game," said Knights head coach Scott Frost afterward. "You know, the good thing on that side of the ball is that we got a lot of guys that can make game-changing plays and impact the game."

Gio Lopez threw two first-half interceptions to create short fields for UCF, while Jackson completed 16 of 20 passes in the first half for 148 yards and a touchdown.

In the second half, the Knights outscored Carolina, 14-6.

Overall, Lopez completed 11 of 14 attempts for 87 yards with two interceptions. Max Johnson replaced an injured Lopez late in the third quarter and finished 11 for 19 for 67 yards and a touchdown in mop-up duty.

UNC ran the ball 25 times for 63 yards, an average of 2.5 yards per attempt.

### STAT LEADERS

#### CAROLINA

Rushing	Att	Yds	TD
June	10	50	0
Hall	6	19	0
<b>Totals</b>	<b>25</b>	<b>63</b>	<b>0</b>

Passing	C-A-I	Yds	TD
Lopez	11-14-2	87	0
Johnson	11-19-0	67	1
<b>Totals</b>	<b>22-33-2</b>	<b>154</b>	<b>1</b>

Receiving	No.	Yds	TD
Clower	4	34	0
Shipp	3	44	0
Johnson	3	23	0
<b>Totals</b>	<b>22</b>	<b>154</b>	<b>1</b>

#### UCF

Rushing	Att	Yds	TD
Jackson	10	66	1
Montgomery	12	35	1
Nixon	11	10	1
<b>Totals</b>	<b>34</b>	<b>143</b>	<b>3</b>

Passing	C-A-I	Yds	TD
Jackson	25-32-0	223	1
<b>Totals</b>	<b>25-32-0</b>	<b>223</b>	<b>1</b>

Receiving	No.	Yds	TD
Wade	5	47	0
Thomas Jr.	5	31	0
Nixon	4	41	0
Fox	2	28	1
<b>Totals</b>	<b>25</b>	<b>223</b>	<b>1</b>

### SCORING SUMMARY

Qtr	Time	Team	Scoring Play
1st	8:23	UCF	Jackson 13-yard rush (PAT)
1st	4:51	UCF	Ruelas 36-yard FG
2nd	10:03	UCF	Ruelas 41-yard FG
2nd	1:23	UNC	Verhoff 40-yard FG
2nd	0:13	UCF	Fox 17-yard pass from Jackson (Ruelas PAT)
3rd	9:51	UCF	Montgomery 1-yard rush (Ruelas PAT)
3rd	1:06	UNC	Paysour 8-yard pass from Jackson (2-pt failed)
4th	1:54	UCF	Nixon 5-yard rush (Ruelas PAT)



## 2025 TAR HEEL SCORING SUMMARY

### TCU

1st	#4 Hood 8-yard rush (Verhoff PAT)	7 plays	83 yards	3:59
3rd	#19 Johnson 2-yard pass from #14 Johnson (#90 Verhoff PAT)	10 plays	80 yards	6:22

### CHARLOTTE

1st	#3 Culliver 51-yard pass from #7 Lopez (#90 Verhoff PAT)	3 plays	75 yards	0:59
1st	#90 Verhoff 49-yard FG	7 plays	34 yards	3:44
2nd	#37 Gause 12-yard rush (#90 Verhoff PAT)	11 plays	80 yards	2:38
4th	#90 Verhoff 33-yard FG	14 plays	40 yards	8:08

### RICHMOND

1st	#90 Verhoff 27-yard FG	7 plays	58 yards	2:39
1st	#1 Shipp 29-yard Pass from #7 Lopez (#90 Verhoff PAT)	8 plays	62 yards	4:05
2nd	#90 Verhoff 22-yard FG	5 plays	21 yards	1:45
2nd	#7 Lopez 1-yard rush (#90 Verhoff PAT)	7 plays	36 yards	2:39
3rd	#1 Shipp 3-yard pass from #7 Lopez (#90 Verhoff PAT)	7 plays	34 yards	3:21
4th	#4 Gbayor 62-yard fumble return (#90 Verhoff PAT)	---	---	---
4th	#35 June 45-yard rush (#90 Verhoff PAT)	7 plays	72 yards	4:06

### UCF

2nd	#90 Verhoff 40-yard FG	7 plays	29 yards	1:48
3rd	#8 Paysour 8-yard pass from #14 Johnson (2-pt failed)	19 plays	80 yards	8:40

## 2025 SINGLE-GAME SUPERLATIVES

### NORTH CAROLINA

	HIGH	LOW
Points	41 vs. Richmond	9 at UCF
Scoring Margin	+35 vs. Richmond (41-6)	-34 vs. TCU (48-14)
First Downs	16 vs. Richmond	10 vs. TCU
Rushing Attempts	33 at Charlotte	25 at UCF
Rushing Yards	193 vs. Richmond	50 vs. TCU
Rushing Touchdowns	2 vs. Richmond	0 at UCF
Passes Attempted	33 at UCF	19 vs. Richmond
Pass Completions	22 at UCF	10 vs. Richmond
Had Intercepted	2 at UCF	0 at Charlotte
Passing Yards	199 vs. Richmond	154 at UCF
Passing Touchdowns	2 vs. Richmond	1 (3x) vs. TCU, at Charlotte, at UCF
Total Plays	58 (2x) at Charlotte, at UCF	49 vs. TCU
Total Yards	312 vs. Richmond	217 at UCF
Possession Time	29:38 at Charlotte	22:01 vs. Richmond
Fumbles	4 vs. TCU	0 (2x) at Charlotte, at UCF
Fumbles Lost	2 vs. TCU	0 (3x) at Charlotte, vs. Richmond, at UCF
Turnovers By	3 vs. TCU	0 at Charlotte
Turnover Margin	+2 (2x) at Charlotte, vs. Richmond	-2 (2x) vs. TCU, at UCF
Penalties	5 (2x) at Charlotte, at UCF	3 vs. TCU
Yards Penalized	55 at Charlotte	25 vs. TCU
Sacks By	2 vs. Richmond	0 (2x) vs. TCU, at UCF

### OPPONENTS

	HIGH	LOW
Points	48 by TCU	3 by Charlotte
First Downs	29 by TCU	15 by Richmond
Rushing Attempts	48 by Richmond	29 by Charlotte
Rushing Yards	258 by TCU	21 by Charlotte
Rushing Touchdowns	3 by UCF	0 (2x) by Charlotte, Richmond
Passes Attempted	42 by Charlotte	15 by Richmond
Pass Completions	27 by TCU	9 by Richmond
Had Intercepted	2 by Charlotte	0 by UCF
Passing Yards	284 by TCU	75 by Richmond
Passing Touchdowns	2 by TCU	0 (2x) by Charlotte, Richmond
Total Plays	72 by TCU	63 by Richmond
Total Yards	542 by TCU	199 by Richmond
Possession Time	37:59 by Richmond	30:22 by Charlotte
Fumbles	3 (2x) by Charlotte, Richmond	0 by TCU
Fumbles Lost	1 by Richmond	0 (3x) by TCU, Charlotte, UCF
Turnovers By	3 by Richmond	0 by UCF
Penalties	7 by UCF	2 by Richmond
Yards Penalized	58 by TCU	8 by Richmond
Sacks By	2 (3x) by TCU, Richmond, UCF	0 by Charlotte

### INDIVIDUAL TAR HEEL BESTS

**Rushing Attempts:** 14 by Demon June vs. Richmond  
**Rushing Yards:** 148 by Demon June vs. Richmond  
**Rushing TDs:** 1 (4x) last: Demon June vs. Richmond, Gio Lopez vs. Richmond  
**Longest Non-Scoring Run:** 50 by Demon June vs. Richmond  
**Longest TD Run:** 48 by Demon June vs. Richmond  
**Pass Attempts:** 25 by Gio Lopez at Charlotte  
**Completions:** 17 by Gio Lopez at Charlotte  
**Passes Had Intercepted:** 0 (2x) last: Gio Lopez vs. Richmond  
**Passing Yards:** 155 by Gio Lopez at Charlotte  
**Touchdown Passes:** 2 by Gio Lopez vs. Richmond  
**Longest TD Pass:** 51 yards by Gio Lopez to Chris Culliver at Charlotte  
**Receptions:** 4 (3x) last by Shanard Clower at UCF  
**Receiving Yards:** 84 by Jordan Shipp vs. TCU  
**Touchdown Receptions:** 2 by Jordan Shipp vs. Richmond  
**Total Offense Attempts:** 26 by Gio Lopez at Charlotte  
**Total Offense Yards:** 199 by Gio Lopez at Charlotte  
**Field Goals Attempted:** 2 (2x) by Rece Verhoff last: vs. Richmond  
**Field Goals Made:** 2 (2x) by Rece Verhoff last: vs. Richmond  
**Longest Field Goal Made:** 49 yards by Rece Verhoff at Charlotte  
**Interceptions:** 1 by Caleb Cost vs. TCU, 1 by Greg Smith at Charlotte, 1 by Malcolm Ziglar at Charlotte  
**Longest Interception Return:** 30 by Greg Smith at Charlotte  
**Longest Punt Return:** 22 by Will Hardy at Richmond

**Longest Kickoff Return:** 23 by Jaylen McGill vs. TCU, 23 by Chris Culliver vs. TCU  
**Punts:** 6 by Tom Maginness vs. TCU, 6 by Tom Maginness at Charlotte  
**Highest Punting Average:** 42.5 by Tom Maginness at Charlotte  
**Longest Punt:** 55 by Tom Maginness at Charlotte  
**Tackles:** 11 by Andrew Simpson vs. TCU  
**Tackles for Losses:** 2.0 (2x) last: Melkart Abou Jaoude vs. Richmond  
**Quarterback Sacks:** 2.0 by Melkart Abou Jaoude vs. Richmond

### OPPONENT BESTS

**Rushing Yards:** 113 by Kevorian Barnes, TCU  
**Completions:** 27 by Josh Hoover, TCU  
**Passing Yards:** 284 by Josh Hoover, TCU  
**Receptions:** 11 by Javen Nicholas, Charlotte  
**Receiving Yards:** 136 by Jordan Dwyer, TCU  
**Longest Field Goal:** 39 by Liam Boyd, Charlotte  
**Longest Punt:** 49 by Bronson Long, Charlotte  
**Longest Interception Return:** 25 yards (TD) by Bud Clark, TCU  
**Longest Punt Return (not a block):** 5 by Javen Nicholas, Charlotte  
**Longest Kickoff Return:** 22 by Isaiah Dawson, Richmond  
**Tackles:** 10 by Lewis Carter, UCF  
**Quarterback Sacks:** 1.0 by Zachary Chapman, TCU, 1.0 by Jonathan Bax, TCU, 1.0 by Camden Byrd, Richmond, 1.0 by Lewis Carter, UCF, 1.0 by Sincere Edwards, UCF



## 2025 TEAM STATISTICS

	UNC	OPP
<b>Scoring</b>	<b>84</b>	<b>91</b>
Points per game	21.0	22.8
Points Off Turnovers	7	20
<b>First Downs</b>	<b>55</b>	<b>88</b>
Rushing	24	32
Passing	28	48
Penalty	3	8
<b>Rushing Yardage</b>	<b>454</b>	<b>546</b>
Yards gained rushing	515	646
Yards lost rushing	61	100
Rushing attempts	117	146
Average per rush	3.9	3.7
Average per game	113.5	136.5
TDs Rushing	4	5
<b>Passing Yardage</b>	<b>600</b>	<b>832</b>
Comp-Att-Int	62-98-4	86-126-4
Average per pass	6.1	6.6
Average per catch	9.7	9.7
Average per game	150.0	208.0
TDs Passing	5	3
<b>Total offense</b>	<b>1054</b>	<b>1378</b>
Total plays	215	272
Average per play	4.9	5.1
Average per game	263.5	344.5
<b>Kick returns: #-Yards</b>	<b>9-172</b>	<b>5-89</b>
<b>Punt returns: #-Yards</b>	<b>4-35</b>	<b>3-6</b>
<b>Int returns: #-Yards</b>	<b>4-41</b>	<b>4-45</b>
<b>Kick return average</b>	<b>19.1</b>	<b>17.8</b>
<b>Punt return average</b>	<b>8.8</b>	<b>2.0</b>
<b>Int return average</b>	<b>10.3</b>	<b>11.3</b>
<b>Fumbles-Lost</b>	<b>5-2</b>	<b>7-2</b>
<b>Penalties-Yards</b>	<b>17-180</b>	<b>19-149</b>
Average per game	45.0	37.3
<b>Punts-Yards</b>	<b>17-689</b>	<b>14-535</b>
Average per punt	40.5	38.2
Net punt average	40.2	35.7
<b>Kickoffs-Yards</b>	<b>19-1229</b>	<b>19-1171</b>
Average per kick	64.7	61.6
Net kick average	41.6	40.7
<b>Time of possession / game</b>	<b>26:26</b>	<b>33:34</b>

## 2025 INDIVIDUAL STATISTICS

### Rushing

Player	gp	att	gain	loss	net	avg	td	lg	avg/g
Demon June	4	33	253	3	250	7.6	1	50	62.5
Gio Lopez	4	33	114	45	69	2.1	1	12	17.3
Caleb Hood	4	15	50	4	46	3.1	1	9	11.5
Benjamin Hall	3	15	49	5	44	2.9	0	10	14.7
Davion Gause	4	17	45	1	44	2.6	1	12	11.0
Charleston French	2	1	3	0	3	3.0	0	3	1.5
Jordan Shipp	4	1	1	0	1	1.0	0	1	0.3
Team	4	2	0	3	-3	-1.5	0	0	-0.8
<b>Total</b>	<b>4</b>	<b>117</b>	<b>515</b>	<b>61</b>	<b>454</b>	<b>3.9</b>	<b>4</b>	<b>50</b>	<b>113.5</b>
<b>Opponents</b>	<b>4</b>	<b>146</b>	<b>646</b>	<b>100</b>	<b>546</b>	<b>3.7</b>	<b>5</b>	<b>75</b>	<b>136.5</b>

### Passing

Player	gp	effc	comp-att-int	pct	yds	td	lg	avg/g
Gio Lopez	4	122.4	42-67-3	62.7	430	3	51	107.5
Max Johnson	2	136.3	20-30-0	66.7	170	2	39	85.0
Au'Tori Newkirk	1	-200.0	0-1-1	0.0	0	0	0	0.0
Team	4	65.0	0-0-0	0.0	0	0	0	0.0
<b>Total</b>	<b>4</b>	<b>123.4</b>	<b>62-98-4</b>	<b>63.3</b>	<b>600</b>	<b>5</b>	<b>51</b>	<b>150.0</b>
<b>Opponents</b>	<b>4</b>	<b>125.2</b>	<b>86-126-4</b>	<b>68.3</b>	<b>832</b>	<b>3</b>	<b>33</b>	<b>208.0</b>

### Receiving

Player	gp	no.	yds	avg	td	lg	avg/g
Jordan Shipp	4	13	193	14.8	2	39	48.3
Jake Johnson	4	7	55	7.9	1	11	13.8
Caleb Hood	4	6	29	4.8	0	15	7.3
Javarius Green	4	6	88	14.7	0	39	22.0
Chris Culliver	4	5	104	20.8	1	51	26.0
Davion Gause	4	5	22	4.4	0	10	5.5
Demon June	4	5	27	5.4	0	19	6.8
Shanard Clower	1	4	34	8.5	0	15	34.0
Jordan Owens	4	3	11	3.7	0	5	2.8
Benjamin Hall	3	2	10	5.0	0	11	3.3
Alex Taylor	3	2	12	6.0	0	6	4.0
Kobe Paysour	4	1	8	8.0	1	8	2.0
Aziah Johnson	1	1	6	6.0	0	6	6.0
Nathan Leacock	3	1	0	0.0	0	0	0.0
Charleston French	2	1	1	1.0	0	1	0.5
<b>Total</b>	<b>4</b>	<b>62</b>	<b>600</b>	<b>9.7</b>	<b>5</b>	<b>51</b>	<b>150.0</b>
<b>Opponents</b>	<b>4</b>	<b>86</b>	<b>832</b>	<b>9.7</b>	<b>3</b>	<b>33</b>	<b>208.0</b>

### Punt Returns

Player	no.	yds	avg	td	lg
Will Hardy	2	28	14.0	0	22
Javarius Green	2	7	3.5	0	5
<b>Total</b>	<b>4</b>	<b>35</b>	<b>8.8</b>	<b>0</b>	<b>22</b>
<b>Opponents</b>	<b>3</b>	<b>6</b>	<b>2.0</b>	<b>0</b>	<b>5</b>

### Interceptions

Player	no.	yds	avg	td	lg
Kaleb Cost	1	0	0.0	0	0
Gregory Smith III	1	30	30.0	0	30
Jaiden Patterson	1	7	7.0	0	7
Malcolm Ziglar	1	4	4.0	0	4
<b>Total</b>	<b>4</b>	<b>41</b>	<b>10.3</b>	<b>0</b>	<b>30</b>
<b>Opponents</b>	<b>4</b>	<b>45</b>	<b>11.3</b>	<b>1</b>	<b>25</b>

### Kick Returns

Player	no.	yds	avg	td	lg
Chris Culliver	5	102	20.4	0	23
Jaylen McGill	2	43	21.5	0	23
Davion Gause	1	8	8.0	0	8
Shanard Clower	1	19	19.0	0	19
<b>Total</b>	<b>9</b>	<b>172</b>	<b>19.1</b>	<b>0</b>	<b>23</b>
<b>Opponents</b>	<b>5</b>	<b>89</b>	<b>17.8</b>	<b>0</b>	<b>22</b>

### Fumbles Recovered

Player	no.	yds	avg	td	lg
Mikai Gbayor	1	0	0.0	1	0
Melkart Abou Jaoude	1	0	0.0	0	0
<b>Total</b>	<b>2</b>	<b>0</b>	<b>0.0</b>	<b>1</b>	<b>0</b>
<b>Opponents</b>	<b>2</b>	<b>37</b>	<b>18.5</b>	<b>1</b>	<b>37</b>





## 2025 INDIVIDUAL STATISTICS

### Scoring

			PAT						
Player	td	fg	kick	rush	rcv	pass	dxp	saf	pts
Rece Verhoff	-	5-5	9-9	-	-	-	-	-	24
Jordan Shipp	2	-	-	-	-	-	-	-	12
Caleb Hood	1	-	-	-	-	-	-	-	6
Kobe Paysour	1	-	-	-	-	-	-	-	6
Mikai Gbayor	1	-	-	-	-	-	-	-	6
Jake Johnson	1	-	-	-	-	-	-	-	6
Chris Culliver	1	-	-	-	-	-	-	-	6
Gio Lopez	1	-	-	-	-	-	-	-	6
Davion Gause	1	-	-	-	-	-	-	-	6
Demon June	1	-	-	-	-	-	-	-	6
Total	10	5-5	9-9	0	0	0	0	0	84
Opponents	10	7-8	10-10	0	0	0	0	0	91

### Field Goals

Player	fg	pct.	01-19	20-29	30-39	40-49	50-99	lg	blk
Rece Verhoff	5-5	100.0	0-0	2-2	1-1	2-2	0-0	49	0
<b>Opponents</b>	<b>7-8</b>	<b>87.5</b>	<b>0-0</b>	<b>2-3</b>	<b>4-4</b>	<b>1-1</b>	<b>0-0</b>	<b>41</b>	<b>0</b>

### FG Sequence

Team Name	North Carolina	Opponents
TCU		(32),(33)
Charlotte	(49),(33)	(39),26
Richmond	(27),(22)	(25),(28)
UCF	(40)	(36),(),(41)

Numbers in (parentheses) indicate field goal was made

### Total Offense

Player	g	plays	rush	pass	total	avg/g
Gio Lopez	4	100	69	430	499	124.8
Demon June	4	33	250	0	250	62.5
Max Johnson	2	30	0	170	170	85.0
Caleb Hood	4	15	46	0	46	11.5
Benjamin Hall	3	15	44	0	44	14.7
Davion Gause	4	17	44	0	44	11.0
Charleston French	2	1	3	0	3	1.5
Jordan Shipp	4	1	1	0	1	0.3
Team	4	0	-3	0	-3	-0.8
<b>Total</b>	<b>4</b>	<b>215</b>	<b>454</b>	<b>600</b>	<b>1054</b>	<b>263.5</b>
<b>Opponents</b>	<b>4</b>	<b>272</b>	<b>546</b>	<b>832</b>	<b>1378</b>	<b>344.5</b>

### Punting

Player	no.	yds	avg	lg	tb	fc	i20	50+	blk
Tom Maginness	17	689	40.5	55	0	9	7	2	0
<b>Total</b>	<b>17</b>	<b>689</b>	<b>40.5</b>	<b>55</b>	<b>0</b>	<b>9</b>	<b>7</b>	<b>2</b>	<b>0</b>
<b>Opponents</b>	<b>14</b>	<b>535</b>	<b>38.2</b>	<b>49</b>	<b>0</b>	<b>8</b>	<b>0</b>	<b>0</b>	<b>0</b>

### Kickoffs

Player	no.	yds	avg	tb	ob	retn	net	ydln
Rece Verhoff	19	1229	64.7	14	0			
<b>Total</b>	<b>19</b>	<b>1229</b>	<b>64.7</b>	<b>14</b>	<b>0</b>	<b>5</b>	<b>41.6</b>	<b>23</b>
<b>Opponents</b>	<b>19</b>	<b>1171</b>	<b>61.6</b>	<b>9</b>	<b>0</b>	<b>9</b>	<b>40.7</b>	<b>24</b>

## 2025 DEFENSIVE STATISTICS

##	Player	gp	Tackles				Sacks	Pass defense			Fumbles		blkd	
			ua	a	tot	tfl/yds	no-yds	int-yds	brup	qbh	fr-yds	ff	kick	saf
2	Andrew Simpson	4	16	12	28	4-16	1-11	.	.	.	.	.	.	.
7	Khmore House	4	13	9	22	1.5-4	.	.	.	1	.	.	.	.
21	Kaleb Cost	4	16	4	20	1-2	.	1-0	.	.	.	.	.	.
5	Gavin Gibson	4	11	7	18	1-1	.	.	1	.	.	.	.	.
4	Mikai Gbayor	4	7	9	16	2-10	1-8	.	.	.	1-0	1	.	.
31	Will Hardy	4	10	5	15	1-1	.	.	.	.	.	.	.	.
91	Leroy Jackson	4	7	6	13	.	.	.	.	.	.	.	.	.
94	Isaiah Johnson	4	6	7	13	.	.	.	.	.	.	.	.	.
1	Thaddeus Dixon	4	7	5	12	1-1	.	.	3	.	.	.	.	.
6	D'Antre Robinson	4	6	6	12	1-4	.	.	.	3	.	.	.	.
9	Melkart Abou Jaoude	4	8	3	11	2-9	2-9	.	.	2	1-0	.	.	.
92	CJ Mims	4	8	3	11	.	.	.	.	.	.	1	.	.
29	Marcus Allen	4	10	.	10	1-2	.	.	3	.	.	.	.	.
41	Jonathan Agumadu	4	6	3	9	.	.	.	.	.	.	.	.	.
18	Jaiden Patterson	4	3	4	7	.	.	1-7	1	.	.	.	.	.
8	Smith Vilbert	4	3	2	5	1.5-3	.	.	.	.	.	.	.	.
16	Coleman Bryson	4	4	.	4	.	.	.	1	.	.	.	.	.
90	Xavier Lewis	3	2	2	4	.	.	.	.	.	.	.	.	.
20	Jalon Thompson	4	2	2	4	.	.	.	1	.	.	.	.	.
15	Tre Miller	2	2	1	3	.	.	.	.	.	.	.	.	.
12	Gregory Smith III	4	1	2	3	.	.	1-30	.	.	.	.	.	.
96	Nicco Maggio	1	.	2	2	.	.	.	.	.	.	.	.	.
17	Peyton Waters	3	2	.	2	.	.	.	.	.	.	.	.	.
87	Trey Giddens	1	.	2	2	.	.	.	.	.	.	.	.	.
95	Daniel Anderson	4	.	2	2	.	.	.	.	1	.	.	.	.
25	Joseph Mupoyi	4	.	2	2	.	.	.	.	1	.	.	.	.
40	Tyler Thompson	4	2	.	2	.	.	.	.	.	.	.	.	.
26	Khalil Conley	4	1	.	1	.	.	.	.	.	.	.	.	.
68	Aidan Banfield	4	1	.	1	.	.	.	.	.	.	.	.	.
0	Ty White	3	.	1	1	.	.	.	.	.	.	.	.	.
3	Malcolm Ziglar	4	1	.	1	.	.	1-4	.	.	.	.	.	.
54	Timir Hickman-Collins	3	1	.	1	.	.	.	.	.	.	.	.	.
47	Austin Alexander	2	.	1	1	.	.	.	.	.	.	.	.	.
7	Gio Lopez	4	1	.	1	.	.	.	.	.	.	.	.	.
19	Reggie Love II	1	.	.	.	.	.	.	1	.	.	.	.	.
<b>Totals</b>		<b>4</b>	<b>157</b>	<b>102</b>	<b>259</b>	<b>17-53</b>	<b>4-28</b>	<b>4-41</b>	<b>11</b>	<b>8</b>	<b>2-0</b>	<b>2</b>	<b>0</b>	<b>0</b>
Opponents		4	128	98	226	20-64	6-36	4-45	7	13	2-37	2	0	0



## 2025 GAME-BY-GAME

Date	Opponent	Rushing				Receiving				Passing				Kick Returns				Punt Returns				tot off
		no.	yds	td	lg	no.	yds	td	lg	cmp-att-int	yds	td	lg	no.	yds	td	lg	no.	yds	td	lg	
09/01/2025	TCU	28	50	1	10	13	172	1	39	13-21-1	172	1	39	6	126	0	23	0	0	0	0	222
09/06/2025	at Charlotte	33	148	1	19	17	155	1	51	17-25-0	155	1	51	1	19	0	19	2	8	0	6	303
09/13/2025	Richmond	31	193	2	50	10	119	2	29	10-19-1	119	2	29	0	0	0	0	1	22	0	22	312
09/20/2025	at UCF	25	63	0	13	22	154	1	24	22-33-2	154	1	24	2	27	0	19	1	5	0	5	217
North Carolina		117	454	4	50	62	600	5	51	62-98-4	600	5	51	9	172	0	23	4	35	0	22	1054
Opponents		146	546	5	75	86	832	3	33	86-126-4	832	3	33	5	89	0	22	3	6	0	5	1378

### North Carolina Averages

Games	Avg/ rush	Avg/ catch	Pass effc	KR avg	PR avg	All purpose avg/game	Total offense avg/game
4	3.9	9.7	123.4	19.1	8.8	325.5	263.5

Date	Opponent	Tackles				Sacks		Fumble		Pass Defense				blkd	PAT attempts				off	
		ua	a	total	tfl-yds	no-yds	ff	fr-yds	int-yds	qbh	brup	kick	kick	rush	rcv	saf	t/o	pts		
09/01/2025	TCU	41	24	65	3.0-5	0-0	0	0-0	1-0	3	2	0	2-2	0	0	0	0	14		
09/06/2025	at Charlotte	34	24	58	5.0-21	1-11	0	0-0	2-34	5	5	0	2-2	0	0	0	0	20		
09/13/2025	Richmond	33	48	81	4.0-19	3-17	2	2-0	1-7	0	3	0	5-5	0	0	0	7	41		
09/20/2025	at UCF	49	6	55	5.0-8	0-0	0	0-0	0-0	0	1	0	0-0	0	0	0	0	9		
North Carolina		157	102	259	17.0-53	4-28	2	2-0	4-41	8	11	0	9-9	0	0	0	7	84		
Opponents		128	98	226	20.0-64	6-36	2	2-37	4-45	13	7	0	10-10	0	0	0	20	91		

Date	Opponent	Punting										Field Goals			Kickoffs			
		no.	yds	avg	long	blkd	tb	fc	50+	i20	md-att	long	blkd	no.	yds	avg	tb	ob
09/01/2025	TCU	6	234	39.0	51	0	0	3	1	1	0-0	0	0	3	195	65.0	3	0
09/06/2025	at Charlotte	6	255	42.5	55	0	0	4	1	4	2-2	49	0	5	325	65.0	5	0
09/13/2025	Richmond	2	82	41.0	48	0	0	0	0	1	2-2	27	0	8	514	64.3	4	0
09/20/2025	at UCF	3	118	39.3	48	0	0	2	0	1	1-1	40	0	3	195	65.0	2	0
North Carolina		17	689	40.5	55	0	0	9	2	7	5-5	49	0	19	1229	64.7	14	0
Opponents		14	535	38.2	49	0	0	8	0	0	7-8	41	0	19	1171	61.6	9	0

## 2025 GAME-BY-GAME COMPARISON

Opponent	Score	First Downs				Rushing Number-Yards	Passing		Total Offense Plays-Yards	Return Yards	Turn- Overs
		Total	Rush	Pass	Pen		Comp-Att.-Int	Yards			
TCU	14-48	10 / 29	3 / 12	7 / 16	0 / 1	28-50 / 35-258	13-21-1 / 27-37-1	172 / 284	49-222 / 72-542	126 / 62	3 / 1
Charlotte	20-3	15 / 21	8 / 3	6 / 16	1 / 2	33-148 / 29-21	17-25-0 / 25-42-2	155 / 250	58-303 / 71-271	61 / 5	0 / 2
Richmond	41-6	16 / 15	6 / 8	8 / 4	2 / 3	31-193 / 48-124	10-19-1 / 9-15-1	119 / 75	50-312 / 63-199	29 / 86	1 / 3
UCF	9-34	14 / 23	7 / 9	7 / 12	0 / 2	25-63 / 34-143	22-33-2 / 25-32-0	154 / 223	58-217 / 66-366	32 / 24	2 / 0
<b>Totals</b>	<b>84-91</b>	<b>55 / 88</b>	<b>24 / 32</b>	<b>28 / 48</b>	<b>3 / 8</b>	<b>117-454 / 146-546</b>	<b>62-98-4 / 86-126-4</b>	<b>600 / 832</b>	<b>215-1054 / 272-1378</b>	<b>248 / 177</b>	<b>6 / 6</b>

Opponents	3rd Down Conversion	4th Down Conversion	Time of Possession	TOP Margin	Avg Yds/Rush	Avg Yds/Pass	Avg Yds/Play	Punting Number-Avg	Penalties Number-Yards	Sacks
TCU	1-10 / 7-12	1-1 / 1-1	27:51 / 32:09	-04:18	1.8 / 7.4	8.2 / 7.7	4.5 / 7.5	6-39.0 / 2-30.0	3-25.0 / 5-58.0	0 / 2
Charlotte	5-15 / 7-16	1-2 / 0-1	29:38 / 30:22	-00:44	4.5 / 0.7	6.2 / 6.0	5.2 / 3.8	6-42.5 / 6-38.5	5-55.0 / 5-43.0	1 / 0
Richmond	6-11 / 5-13	0-0 / 1-3	22:01 / 37:59	-15:58	6.2 / 2.6	6.3 / 5.0	6.2 / 3.2	2-41.0 / 4-41.0	4-50.0 / 2-8.0	3 / 2
UCF	5-13 / 5-13	3-4 / 4-4	26:13 / 33:47	-07:34	2.5 / 4.2	4.7 / 7.0	3.7 / 5.5	3-39.3 / 2-40.0	5-50.0 / 7-40.0	0 / 2
<b>Totals</b>	<b>17-49 / 24-54</b>	<b>5-7 / 6-9</b>	<b>105:43 / 134:17</b>	<b>-28:34</b>	<b>3.9 / 3.7</b>	<b>6.1 / 6.6</b>	<b>4.9 / 5.1</b>	<b>17-40.5 / 14-38.2</b>	<b>17-180.0 / 19-149.0</b>	<b>4 / 6</b>

Note: Game totals are displayed in the format TEAM/OPPONENT for each category





## 2025 RED ZONE RESULTS

### North Carolina Inside Opponent Red-Zone

Date	Opponent	Score	Times	Times	Total	Rush				Pass	FGs	Failed to score inside RZ					
			In RZ	Scored	Pts	TDs	TDs	TDs	TDs	Made	FGA	Down	Int	Fumb	Half	Game	
09/01/2025	TCU	L 14-48	2	2	14	2	1	1	0	0	0	0	0	0	0	0	0
09/06/2025	at Charlotte	W 20-3	2	2	10	1	1	0	1	1	1	0	0	0	0	0	0
09/13/2025	Richmond	W 41-6	5	4	20	2	1	1	2	2	2	0	1	0	0	0	0
09/20/2025	at UCF	L 9-34	2	1	6	1	0	1	0	0	0	0	1	0	0	0	0
Totals 9 of 11 (81.8%)			11	9	50	6	3	3	3	3	3	0	2	0	0	0	0

### Opponents Inside North Carolina Red-Zone

Date	Opponent	Score	Times	Times	Total	Rush				Pass	FGs	Failed to score inside RZ					
			In RZ	Scored	Pts	TDs	TDs	TDs	TDs	Made	FGA	Down	Int	Fumb	Half	Game	
09/01/2025	TCU	L 14-48	5	3	13	1	0	1	2	2	2	0	1	0	0	1	1
09/06/2025	Charlotte	W 20-3	3	0	0	0	0	0	0	0	1	1	1	0	0	0	0
09/13/2025	Richmond	W 41-6	3	2	6	0	0	0	2	2	2	1	0	0	0	0	0
09/20/2025	UCF	L 9-34	6	6	34	4	3	1	2	2	2	0	0	0	0	0	0
Totals 11 of 17 (64.7%)			17	11	53	5	3	2	6	7	7	2	2	0	0	1	1

## 2025 TEAM GAME HIGHS

<b>RUSHES</b>	33	at Charlotte (09/06/2025)
<b>YARDS RUSHING</b>	193	Richmond (09/13/2025)
<b>YARDS PER RUSH</b>	6.2	Richmond (09/13/2025)
<b>TD RUSHES</b>	2	Richmond (09/13/2025)
<b>PASS ATTEMPTS</b>	33	at UCF (09/20/2025)
<b>PASS COMPLETIONS</b>	22	at UCF (09/20/2025)
<b>YARDS PASSING</b>	172	TCU (09/01/2025)
<b>YARDS PER PASS</b>	8.2	TCU (09/01/2025)
<b>TD PASSES</b>	2	Richmond (09/13/2025)
<b>TOTAL PLAYS</b>	58	at UCF (09/20/2025)
	58	at Charlotte (09/06/2025)
<b>TOTAL OFFENSE</b>	312	Richmond (09/13/2025)
<b>YARDS PER PLAY</b>	6.2	Richmond (09/13/2025)
<b>POINTS</b>	41	Richmond (09/13/2025)
<b>SACKS BY</b>	3	Richmond (09/13/2025)
<b>FIRST DOWNS</b>	16	Richmond (09/13/2025)
<b>PENALTIES</b>	5	at UCF (09/20/2025)
	5	at Charlotte (09/06/2025)
<b>PENALTY YARDS</b>	55	at Charlotte (09/06/2025)
<b>TURNOVERS</b>	3	TCU (09/01/2025)
<b>PUNTS</b>	6	at Charlotte (09/06/2025)
	6	TCU (09/01/2025)
<b>PUNTING AVG</b>	42.5	at Charlotte (09/06/2025)
<b>LONG PUNT</b>	55	at Charlotte (09/06/2025)
<b>PUNTS INSIDE 20</b>	4	at Charlotte (09/06/2025)
<b>LONG PUNT RETURN</b>	22	Richmond (09/13/2025)

## 2025 INDIVIDUAL GAME HIGHS

<b>RUSHES</b>	14	Demon June vs Richmond (09/13/2025)
<b>YARDS RUSHING</b>	148	Demon June vs Richmond (09/13/2025)
<b>TD RUSHES</b>	1	Gio Lopez vs Richmond (09/13/2025)
	1	Demon June vs Richmond (09/13/2025)
	1	Davion Gause at Charlotte (09/06/2025)
	1	Caleb Hood vs TCU (09/01/2025)
<b>LONG RUSH</b>	50	Demon June vs Richmond (09/13/2025)
<b>PASS ATTEMPTS</b>	25	Gio Lopez at Charlotte (09/06/2025)
<b>PASS COMPLETIONS</b>	17	Gio Lopez at Charlotte (09/06/2025)
<b>YARDS PASSING</b>	155	Gio Lopez at Charlotte (09/06/2025)
<b>TD PASSES</b>	2	Gio Lopez vs Richmond (09/13/2025)
<b>LONG PASS</b>	51	Gio Lopez at Charlotte (09/06/2025)
<b>RECEPTIONS</b>	4	Shanard Clower at UCF (09/20/2025)
	4	Jordan Shipp vs Richmond (09/13/2025)
	4	Jordan Shipp vs TCU (09/01/2025)
<b>YARDS RECEIVING</b>	84	Jordan Shipp vs TCU (09/01/2025)
<b>TD RECEPTIONS</b>	2	Jordan Shipp vs Richmond (09/13/2025)
<b>LONG RECEPTION</b>	51	Chris Culliver at Charlotte (09/06/2025)
<b>PUNTS</b>	6	Tom Maginness at Charlotte (09/06/2025)
	6	Tom Maginness vs TCU (09/01/2025)
<b>PUNTING AVG</b>	42.5	Tom Maginness at Charlotte (09/06/2025)
<b>LONG PUNT</b>	55	Tom Maginness at Charlotte (09/06/2025)
<b>PUNTS INSIDE 20</b>	4	Tom Maginness at Charlotte (09/06/2025)
<b>LONG PUNT RETURN</b>	22	Will Hardy vs Richmond (09/13/2025)
<b>LONG KICKOFF RETURN</b>	23	Chris Culliver vs TCU (09/01/2025)
	23	Jaylen McGill vs TCU (09/01/2025)
<b>TACKLES</b>	11	Andrew Simpson vs TCU (09/01/2025)
<b>SACKS</b>	2	Melkart Abou Jaoude vs Richmond (09/13/2025)
<b>TACKLES FOR LOSS</b>	2	Melkart Abou Jaoude vs Richmond (09/13/2025)
	2	Andrew Simpson at Charlotte (09/06/2025)