



BOSTON COLLEGE

Eagles



FOOTBALL

TV: ACC Network

Play-by-Play..... Chris Cotter
Analyst..... Forrest Conoly
Sideline Reporter..... Kendra Douglas

RADIO: BC Sports Network

Play-by-Play..... Jon Meterparel
Analyst..... Pete Cronan
Sideline Reporter..... Scott Mutryn
Affiliates..... WEEI 93.7 FM
App..... BC Eagles, Audacy
Satellite..... SiriusXM 137 or 193

SOCIAL: #ForBoston

Football Instagram/Twitter..... @BCFootball
Athletics Instagram/Twitter..... @BCEagles

SERIES BREAKDOWN

All-Time..... BC trails 9-21
Home..... 6-10-1
Away..... 3-10-1
Neutral Site..... 0-1

SERIES HISTORY

Last Meeting..... BC 3, CLEM 31
..... Chestnut Hill, Mass. (10/8/2022)

2025 TEAM STATS (ACC RANK)

BC	Stats	CLEM
313.4 (2)	Passing Offense	279.0 (8)
230.8 (9)	Passing Defense	234.8 (10)
85.0 (17)	Rushing Offense	110.8 (13)
133.6 (14)	Rushing Defense	108.8 (4)
31.4 (10)	Scoring Offense	23.4 (15)
31.6 (17)	Scoring Defense	20.2 (3)
398.4 (11)	Total Offense	389.8 (13)
364.4 (11)	Total Defense	343.6 (7)

STAT LEADERS

BC	Stats	CLEM
331, Turbo Richard	Rushing	368, Adam Randall
366, Lewis Bond	Receiving	431, Bryant Wesco Jr.
37, KP Price	Tackles	36, Wade Woodaz

GAME 6

BOSTON COLLEGE (1-4, 0-3 ACC) vs. CLEMSON (2-3, 1-2 ACC)

Saturday, October 11 | 7:30 p.m. | ACC Network | Chestnut Hill, Mass. | Alumni Stadium (44,500)



BOSTON COLLEGE

Record: 1-4 (0-3 ACC)
Head Coach: Bill O'Brien
Record at BC: 8-10 (Second Season)
Career NCAA Record: 23-19 (Fourth Season)



CLEMSON

Record: 2-3 (1-2 ACC)
Head Coach: Dabo Swinney
Record at CLEM: 182-50 (18th Season)
Career NCAA Record: Same

FIRST-AND-10

» Boston College Football hosts Clemson for their first primetime home game this season on Saturday, October 11 at 7:30 p.m. at Alumni Stadium.

» The game will be televised on ACC Network. **Chris Cotter** (play-by-play) and **Forrest Conoly** (analyst) are on the call with sideline reporter **Kendra Douglas**.

» Coverage on the Boston College Sports Network begins 30 minutes prior to kickoff on WEEI 93.7 FM. **Jon Meterparel** (play-by-play) is joined on the call by former BC linebacker **Pete Cronan** in the booth and **Scott Mutryn** on the sideline.

EAGLES BY THE NUMBERS

» Through five games, **Boston College** has a top 15 passing offense in the nation, ranking 11th in the country, averaging 313.4 passing yards per game, good enough for second in the ACC.

» **Dylan Loneragan** ranks seventh nationally in completions per game with 24, which is best in the conference.

» In addition, **Loneragan** is fifth in the ACC in passing yards per game, averaging 255.4 through five games.

» **Lewis Bond** ranks sixth in the country in receptions per game, averaging 7.6 catches a game through five games. Bond needs 38 catches to break Zay Flowers' all-time reception record.

» **Bond** averages 73.2 receiving yards per game through five games, which ranks seventh in the ACC.

» **Turbo Richard** is 30th in the country in total touchdowns with six, which is top-five in the ACC through five games.

» Additionally, **Richard** is top-ten in the conference in rushing

yards per carry with 5.2, which is eighth in the ACC. Richard is ninth in conference play with four total rushing touchdowns.

» Through five games, **the Eagles** are inside the top-five in the ACC in third down conversion rate at 46.2%.

» **Boston College** holds a top-30 ranking nationally in fewest tackles-for-loss allowed with 4.2 per game, which is third in the ACC.

» Defensively, **Omar Thornton** is eighth nationally in forced fumbles per game, averaging 0.4 per contest, which is second-best in the ACC.

» With one fumble recovered on the season, **Owen McGowan** finds himself 16th in the nation and third in the conference in fumbles recovered.

» **KP Price's** 7.4 tackle-per-game average is top-ten in the ACC through five games (Ninth).

» **Luca Lombardo** is one of 15 kickers nationwide with a perfect field goal percentage through six weeks.

» As a team, **Boston College** has allowed just 1.8 yards per punt return through five games, which is 20th nationally and fifth-best in the ACC.

» **Isaiah Farris' 8.1** yards per punt return is seventh-best in the ACC through five games.

» **Bo MacCormack III** averages 16.8 yards per return through five games, which is top-five in the conference (Fourth).

WEEK 6 HIGHLIGHTS

» **Shamus Florio** had a 56-yard punt in the second quarter at Pittsburgh (10/4), the second longest punt he's recorded this season, which tied for the third longest punt of his career.

» **Favor Bate** sacked quarterback Mason Heintschel for an 11-yard loss in the third quarter at Pittsburgh (10/4), his first career sack as an Eagle.

» **KP Price** recorded 10 total tackles at Pittsburgh (10/4), tying his career-high.

» **Omar Thornton** finished with 10 total tackles at Pittsburgh (10/4), the second-most tackles he's had in a game.

» **Kaelan Chudzinski** scored his first career touchdown on a three yard reception from Shaker Reising in the fourth quarter at Pittsburgh (10/4).



FORDHAM
Aug. 30
2:00 p.m.
ACCNX



at MICHIGAN STATE
Sept. 6
7:30 p.m.
NBC



at STANFORD
Sept. 13
10:30 p.m.
ACCN



CALIFORNIA
SEPT. 27
3:30 p.m.
ACCN



AT PITT
OCT. 4
12:00 p.m.
ACCN



CLEMSON
OCT. 11
7:30 p.m.
ACCN



CONNECTICUT
Oct. 18
12:00 p.m.
ACCN



AT LOUISVILLE
OCT. 25
TBA



NOTRE DAME
Nov. 1
TBA



SMU
Nov. 8
TBA



GEORGIA TECH
Nov. 15
TBA



at SYRACUSE
Nov. 29
TBA

@BCFOOTBALL | 1

6

MONDAY
No Media Availability

7

TUESDAY11:45 a.m.
Clemson Week News Conference
Fish Field House
(Bill O'Brien & Players)

8

WEDNESDAY11:15 a.m.
Clemson Week News Conference
Fish Field House
(Requested players)

9

THURSDAY11:45 a.m.
Clemson Week News Conference
Fish Field House
(Bill O'Brien & Players)

10

FRIDAY
No Media Availability

11

SATURDAYBC vs. Clemson
7:30 p.m. ET | ACC Network

(Bill O'Brien & Requested
Players Post-Game)

12

SUNDAY
No Media Availability**MEDIA INFO AND QUICK FACTS****ATHLETICS COMMUNICATIONS**

The Athletic Communications Office is located on the second level of Conte Forum. For information regarding credentials, interviews, statistics, press conferences, etc., please call or text Lucas Smith at 781-775-5263, or e-mail Smith at smittlu@bc.edu.

Bill O'Brien Weekly News Conference

Bill O'Brien's weekly news conference is held Tuesdays at 11 a.m. following practice inside Fish Field House during game weeks. Coach O'Brien will be followed by select student-athletes at the Tuesday news conference. Video of the news conference will be posted on BCEagles.com and the Boston College Athletics YouTube channel.

Student-Athlete Interviews

Student-athletes are made available for interviews as a part of Bill O'Brien's Tuesday news conference and Wednesdays following the conclusion of practice. For student-athlete interview requests, please contact Lucas Smith.

Media Credentials

Media credential requests must be submitted via www.sportssystems.com/bostoncollege. Credentials for Boston College home games are issued to working media only and should be requested as early as possible due to space limitations and demand. Media credentials which cannot be mailed will be left at Media Will Call (Media Entrance) at Gate D of Alumni Stadium.

Press Box Services

Complete NCAA statistics, play-by-play, and quote sheets from both teams are all regular services on gameday will be sent electronically. Upon your arrival, you will receive a flip card. Game notes will only be available online via BCEagles.com. The press box has wireless Internet access. Login information will be provided on gamedays.

Post-Game Interviews

Bill O'Brien and select student-athletes, following the designated cooling off period, will be made available after each game to members of the media. O'Brien's press conference will take place in the Barber Room of the Yawkey Center, which is located opposite the playing field from the press box.

With approximately five minutes remaining in the game, members of the media are welcome to be escorted from the press box to the field prior to arriving at the Yawkey Center following the conclusion of the game.

The visiting team's press conference will be held in the Conte Forum Media Center.

CollegePressBox.com

Collegepressbox.com is the official media website for Division I football. Access and download game notes, quotes, stats, media guides and more for all FBS schools, conferences, postseason games, awards and the College Football Playoff. For access, please register for an account at collegepressbox.com/register.

BC Football Show

The BC Football Show airs live Thursdays from the Stockyard in Brighton on WEEI 850 AM with BC radio commentators Jon Meterparel and Pete Cronan.

Boston College Athletics Communications

Lucas Smith, Football Communications
cell: 781-775-5263 | e-mail: smittlu@bc.edu

Max Robison, Athletic Communications Assistant
work: 202-368-6724 | e-mail: robisonm@bc.edu

QUICK FACTS**University Information**

Location Chestnut Hill, Mass.
Founded.....1863
Nickname.....Eagles
Colors Maroon and Gold
Enrollment.....15,234
President Rev. William P. Leahy, S.J.
William V. Campbell Director of Athletics..... Blake James

2025 BC Football

Letterwinners Returning.....41
Letterwinners Lost27
Starters Returning15
Starters Lost11
Offensive Starters Returning6
Defensive Starters Returning.....7
Specialists Starters Returning.....2

Head Coach

The Gregory P. Barber '69 and Family Head Football CoachBill O'Brien
Alma MaterBrown '92
Record at Boston College8-9 (Second Season)
NCAA Record.....23-18 (Three Seasons)
NFL Record.....52-48 (Seven Seasons)

Assistant Coaches

	Location
Darrell Wyatt, Assistant Head Coach/Wide Receivers	Sideline
Will Lawing, Edward F. Connelly Offensive Coordinator/Tight Ends	Press Box
Tim Lewis, Kevin T. Fee Family Defensive Coordinator	Press Box
Matt Thurin, Special Teams Coordinator/Safeties	Sideline
Matt Applebaum, Offensive Line	Sideline
Jonathan DiBiaso, Quarterbacks.....	Sideline
Savon Huggins, Running Backs.....	Sideline
Dan O'Brien, Linebackers	Sideline
Cory Robinson, Secondary	Sideline
Jordan Thomas, Defensive Line.....	Sideline

Football History

First Year of Football.....1893
All-Time Record (Years).....701-530-37 (126)
All-Time Bowl Record15-14

Stadium Information

Home Stadium.....Alumni Stadium
Opened (Renovated)1957 (1995)
Capacity44,500
Surface.....AstroTurf



The Gregory P. Barber '69 and Family Head Football Coach

Bill O'Brien was hired as the 37th head coach in Boston College football history on Feb. 9, 2024.

In his first season on the Heights, O'Brien guided the Eagles to a 7-6 record and an appearance in the Bad Boy Mowers Pinstripe Bowl. BC started the season with a top-10 win at Florida State and entered the top-25 for the first time in six years after a 2-0 start. O'Brien and the Eagles also posted the first six-win season at Alumni Stadium since 2009 and sold out two home games for the first time since 2006.

Boston College posted top-25 rankings nationally in nine statistical categories across the FBS. BC was 12th nationally and first in the ACC in the fewest penalties per game at 4.46. The team's 0.69 turnover margin ranked 17th, led by a defense that totaled 17 interceptions; the seventh most in the country and tops in the conference. O'Brien's offense ranked 22nd in team passing efficiency at 114.9 and the defense 22nd in rushing defense at 114.9.

As a senior on O'Brien's first team, Donovan Ezeiruaku led the nation in sacks at 1.38 per game, while tying the BC single-season record at 16.5, which led all FBS players in the regular season. Ezeiruaku earned ACC Defensive Player of the Year and the Ted Hendricks Award as college football's top defensive end. Ezeiruaku also became the 13th consensus All-American in BC history with first-team honors from the AP, AFCA and Sporting News plus second-team honors from the Walter Camp Foundation.

O'Brien owns an all-time coaching record of 74-63 in 10 seasons as a head coach in college football and the NFL. He is 22-15 all-time in the college game.

A 32-year coaching veteran in the college and professional ranks, O'Brien was elevated to his first head coaching post at Penn State in 2012. He guided the Nittany Lions to an overall record of 15-9 and 10-6 Big Ten mark during the span of two seasons while directing the program through a postseason ban. He was named the head coach of the NFL's Houston Texans in 2014, leading the franchise to a 52-48 record, four AFC South Division titles, and four playoff appearances - including two Wild Card round wins - between 2014 and 2020.

While at Penn State, O'Brien was recognized in 2012 with a pair of national coaching awards - the Paul "Bear" Bryant National Coach of the Year, and the George Munger Award for Coach of the Year by the Maxwell Football Club. The Nittany Lions' eight wins in 2012 were the most by a first-year head coach in school history, earning O'Brien Big Ten Coach of the Year honors. In 2013, O'Brien and Penn State won seven games, including two top 25 victories, downing No. 18 Michigan at home and winning at No. 14 Wisconsin. The Nittany Lions boasted two first team All-Americans during his tenure - linebacker Michael Mauti (2012) and wide receiver Allen Robinson (2013) - and 10 All-Big Ten selections.

O'Brien returned to the NFL in 2014 as the head coach of the Houston Texans. During his tenure, Houston posted five winning seasons, including back-to-back double-digit win seasons in 2018 (11-5) and 2019 (10-6). The 21 combined wins rank as the second-most in a two-year span in franchise history. Houston's offense ranked in the top-10 in rushing in the league on four occasions. The 2019 Texans' squad featured a 3,500-yard passer, a 1,000-yard rusher, and a 1,000-yard receiver for only the fourth time in franchise history.

After his time in Houston, O'Brien returned to the college game as the quarterbacks coach and offensive coordinator at Alabama under Nick Saban in 2021 and 2022. He mentored Heisman Trophy winning QB Bryce Young and helped the Crimson Tide reach the College Football Playoff national championship game in 2021. In his second season, Alabama was fourth nationally in scoring offense (41.1 points/game), 11th in total offense (477.1 yards/game) and 19th in passing offense (281.5 yards/game) en route to an 11-2 record and a victory in the Sugar Bowl.

O'Brien, who totaled six years across two stints on Bill Belichick's staff, helped guide the New England Patriots to two AFC titles and appearances in Super Bowl XLII and XLVI in six total years on the Patriots' coaching staff. He spent the 2023 season as the offensive coordinator and quarterbacks coach of the New England Patriots. He served in four different roles in Foxboro, including offensive coordinator during the 2011 season. With O'Brien as the OC, the Patriots went 13-3, earned the top-seed in the AFC, led the AFC in scoring (32.1 points per game), and ranked second in the NFL in total offense (428.0 yards per game) on the way to the Super Bowl. O'Brien was also the quarterbacks coach for two seasons, working directly with Tom Brady. During that time, Brady earned 2010 Associated Press MVP and All-Pro First Team honors.

Before entering the NFL, O'Brien gained 14 years of experience at the collegiate level, including 12 years in the ACC. His coaching career began at his alma mater Brown, serving as the tight ends coach (1993) and inside linebackers coach (1994). He then began an eight-year stretch at Georgia Tech as a graduate assistant (1995-97), running backs coach (1998-00) and offensive coordinator and quarterbacks coach (2001-02). O'Brien then spent two seasons as the running backs coach at Maryland (2003-04) before a two-year stint as the offensive coordinator and quarterbacks coach at Duke (2005-06).

Originally from Dorchester, Mass., O'Brien played linebacker and defensive end at Brown and graduated with a double concentration in political science and organizational behavioral management in 1992. O'Brien and his wife, Colleen, have two sons, Jack and Michael.

The O'Brien File

Birthdate: October 23, 1969
Hometown: Andover, Mass.
High School: St. John's Prep (Danvers)
Alma Mater: Brown, 1992
Degree: Political Science and Organizational Behavioral Management
Family: Wife Colleen; sons Jack and Michael

Coaching Career

2024- Present: Boston College, Head Coach
2024: Ohio State, Offensive Coordinator/QB Coach
2023: New England Patriots, Offensive Coord./QB Coach
2021-22: Alabama, Offensive Coord./QB Coach
2014-20: Houston Texas, Head Coach
2012-13: Penn State, Head Coach
2011: New England Patriots, Offensive Coord./QB Coach
2009-10: New England Patriots, Quarterbacks Coach
2008: New England Patriots, Wide Receivers Coach
2007: New England Patriots, Offensive Assistant
2005-06: Duke, Offensive Coord./QB Coach
2003-04: Maryland, Running Backs Coach
2001-02: Georgia Tech, Offensive Coord./QB Coach
1998-00: Georgia Tech, Running Backs Coach
1995-97: Georgia Tech, Graduate Assistant
1994: Brown, Inside Linebackers Coach
1993: Brown, Tight Ends

Head Coaching Record

Year	Team, League	W	L	Postseason
2012	Penn State, Big Ten	8	4	
2013	Penn State, Big Ten	7	5	
2014	Houston Texans, NFL	9	7	
2015	Houston Texans, NFL	9	7	AFC Wild Card
2016	Houston Texans, NFL	9	7	AFC Divisional
2017	Houston Texans, NFL	4	12	
2018	Houston Texans, NFL	11	5	AFC Wild Card
2019	Houston Texans, NFL	10	6	AFC Divisional
2020	Houston Texans, NFL	0	4	
2024	Boston College, ACC	7	6	
Total	10 Seasons	69	57	
NCAA	3 Seasons	22	15	
NFL	7 Seasons	52	48	



Darrell Wyatt
Assistant Head Coach/Wide Receivers

Darrell Wyatt enters his fourth season as the Eagles' wide receivers coach, and his second season as assistant head coach under Bill O'Brien in 2025.

Under Wyatt's guidance in 2024, Lewis Bond recorded 67 catches for 689 yards and three touchdowns en route to All-ACC Honorable Mention honors. Bond's 67 catches were the sixth most in single-season history at BC. In addition, Wyatt served as a key figure in Reed Harris' growth, who registered 17 catches for 486 yards and four touchdowns as a redshirt freshman.

Wyatt helped oversee the evolution of Zay Flowers into a first-round NFL draft pick in 2023. Flowers was featured heavily in the BC offense as he set the program record for receiving touchdowns in a season (12), tied the receptions record (78) and posted the fourth 1,000-yard season in BC history at 1,077. Flowers also broke the career record in all three categories before being selected by the Baltimore Ravens. Flowers was an All-ACC First Team pick and Associated Press All-American.

In 2023, he oversaw the development of Lewis Bond into the Eagles' leading receiver. Bond was one of just six receivers in the ACC to catch 50 or more passes for over 600 yards and seven touchdowns.

Wyatt came to the Heights after four seasons at Central Florida. During that time, the Knights compiled a 37-12 record, including an undefeated regular season in 2018, and four bowl game appearances, including the 2019 Fiesta Bowl. Prior to UCF, Wyatt served as an offensive assistant at Arkansas State in 2017.

Previously, he was at Houston in 2016 as the wide receivers coach and recruiting coordinator. The Cougars posted a nine-win season in 2016, including a week-one win over No. 13 Oklahoma. As an offensive analyst at Oklahoma State in 2015, the Cowboys started 10-0 and finished with a win over No. 16 Ole Miss in the Sugar Bowl. Wyatt was on the coaching staff at Texas from 2011-13 under Mack Brown.

A native of Killeen, Texas, Wyatt is a 1989 graduate of Kansas State University where he played for two seasons after transferring from Trinity Valley in Athens, Texas. He and his wife Cindy are parents of a son, Desmond, and a daughter, Charese.



Will Lawing
Edward F. Connelly Offensive Coordinator

Will Lawing enters his second season as the Eagles' offensive coordinator and tight ends coach. Lawing was introduced as the Eagles' offensive coordinator and tight ends coach by new head coach Bill O'Brien in the spring of 2024, remaining on O'Brien's staff for the 11th straight year, across three prior stops before arriving on the Heights.

In 2024, QB Tommy Castellanos completed 288-of-491 passes for 3,614 yards and 33 passing touchdowns. On the ground, he added 1,307 rushing yards and 15 touchdowns, becoming the first player in Boston College history with 2,000 passing yards and 1,000 rushing yards in a single season. RB Kye Robichaux led the team in rushing yards with 744 while notching 10 touchdowns on the ground, the most by a BC running back since all-time leading rusher A.J. Dillon in 2019. WR Lewis Bond caught 67 passes for 689 yards and three touchdowns. His 69 receptions were the sixth most receptions in a single season by a Boston College receiver. TE Kamari Morales led the team with six touchdown receptions after totaling 28 catches, which ranked second on the team. Under Lawing's tutelage, RT Ozzy Trapilo garnered First-Team All-ACC honors en route to being selected the second round (56th overall) by the Chicago Bears in the 2025 NFL Draft. C Drew Kendall also earned First-Team All-ACC honors en route to being selected in the fifth round (168th overall) by the Philadelphia Eagles in the 2025 NFL Draft. In addition, RG Jack Conley notched All-ACC Honorable Mention honors en route to signing a rookie free agent deal with the New England Patriots in 2025.

Lawing joined the Eagles' staff after spending 2023 as the tight ends coach for the New England Patriots, where tight end Hunter Henry finished as the second-leading receiver on the team, hauling in 42 catches for 419 yards and six touchdowns, finishing with the team's best target rating (105.5) and the most third- and fourth-down conversions (11), via PFF. Henry's six receiving scores last season were tied for second among all tight ends, trailing only Sam LaPorta.

Prior to his stop in Foxborough, Lawing spent two years as an offensive analyst with O'Brien at the University of Alabama from 2021-2022. During his two years on the Crimson Tide staff, Alabama reached the CFP National Championship as SEC champions in 2021, going 13-2 while averaging 488.3 yards of total offense per game, and claimed a Sugar Bowl victory in 2022, averaging 477.1 yards of offense per game.

Lawing and the offensive staff worked with talents like Heisman Trophy Winner Bryce Young, Jameson Williams, Brian Robinson Jr., and Jahmyr Gibbs, all of whom went on to the NFL.

Before his stint in Tuscaloosa, Lawing worked with O'Brien on the Houston Texans staff from 2014 to 2020, spending the first three years as a defensive quality control coach before moving to offensive line assistant from 2017-18, and then tight ends coach from 2019-20. In 2018, the Texans went 11-5 and won the AFC South, with three offensive Pro Bowlers in Deshaun Watson, DeAndre Hopkins, and Lamar Miller. That year, the Texans averaged 126.3 rushing yards/game, and finished with the eighth-most rushing yards in the NFL.

Houston won the division again in 2019, with tight end Darren Fells catching seven touchdowns, and three more offensive Pro Bowlers in Watson, Hopkins, and Laremy Tunsil.

Previously, Lawing spent a season at Penn State as a graduate assistant, his first year as a member of O'Brien's staff, and before that, four years at Juniata College in a variety of roles.

A North Carolina native, Lawing played wide receiver at the University of North Carolina from 2004 to 2007.



Tim Lewis
Kevin T. Fee Family Defensive Coordinator

Tim Lewis enters his second season as defensive coordinator on Bill O'Brien's staff in 2025.

In 2024, under Lewis' guidance, DE Donovan Ezeiruaku finished his career as one of the top pass rushers and defensive players in Boston College history. Ezeiruaku tied the program single-season sack record with 16.5 sacks while recording 80 tackles, ranking second on the team. In addition, Ezeiruaku notched 20.5 tackles for loss, ranking second in the nation and first in the ACC. Under Lewis' tutelage, Ezeiruaku earned ACC Defensive Player of the Year and Ted Hendricks Award honors, given to the nation's best defensive end. Ezeiruaku was selected in the second round (44th overall) by the Dallas Cowboys in the 2025 NFL Draft. Lewis' coaching allowed S KP Price to register a team-leading 85 tackles to go with two interceptions, two tackles for loss and five pass breakups. In addition, Lewis' mentorship led LB Daveon Crouch to record 77 tackles, four pass breakups, two sacks and two forced fumbles.

In total, Lewis has 34 years of coaching experience, including seven as a NFL defensive coordinator. A first-round pick of the Green Bay Packers, out of Pittsburgh, in the famous 1983 NFL Draft, he has spent the last 25 years in professional football.

Lewis was the defensive coordinator of the Pittsburgh Steelers from 2000-03 and then worked as the DC of the New York Giants under former BC head coach Tom Coughlin from 2004-06. Most recently, he has spent the last five years in the XFL and United Football League as a head coach, defensive backs coach and defensive coordinator, including 2023 as the co-DC for the UFL champion Arlington Renegades under former National Champion head coach Bob Stoops.

In the NFL, Lewis worked as the defensive backs coach in San Francisco (2015), Atlanta (2010-14), Seattle (2009) and Carolina (2007-08). He held that same role with Pittsburgh (1995-99) prior to his promotion to defensive coordinator by Hall of Fame coach Bill Cowher. As a coordinator and position coach in the league, he coached six players to All-Pro status, including Hall of Fame defensive end Michael Strahan and two-time All-Pro safety Carnell Lake.

As a player, Lewis spent four years with the Green Bay Packers from 1983-86. He played in 51 career games, starting 42. He was one of three Pitt players drafted in the first round in 1983 along with Hall of Famers Jim Covert and Dan Marino.



Matt Applebaum

Offensive Line

Matt Applebaum returned to BC as offensive line coach for his second stint on the Heights in 2023 and begins his fifth season with the program in 2025. He previously served as the Eagles' offensive line coach from 2020-21.

In 2024, under Applebaum's guidance, several BC offensive linemen earned national recognition. T Ozzy Trapilo garnered First-Team All-ACC honors en route to being selected by the Chicago Bears in the second round (56th overall) in the 2025 NFL Draft. C Drew Kendall also earned First-Team All-ACC Honors en route to being selected by the Philadelphia Eagles in the fifth round (158th overall) in the 2025 NFL Draft. G Jack Conley notched All-ACC Honorable Mention honors before signing with the New England Patriots as a rookie free agent in 2025. G Logan Taylor also earned All-ACC Honorable Mention honors after not allowing a sack in 364 consecutive dropback snaps.

The 2023 BC offensive line paved the way for the second-ranked rushing attack in the ACC at 198.8 yards per game, while allowing just 1.46 sacks per game. Four of five o-linemen earned All-ACC honors, including first-team selection Christian Mahogany and second-team pick Ozzy Trapilo. Mahogany led all FBS interior linemen with the most pass block snaps (394) without allowing a sack or hit on the quarterback.

Applebaum spent the 2022 season in the NFL as the Miami Dolphins' offensive line coach; helping Miami to its first playoff appearance in six years. The Dolphins allowed five fewer sacks than the previous season and improved their rushing average from 3.5 yards per carry to 4.3; an improvement of nine spots in the league rankings.

During his initial stint at BC, Applebaum coached nine All-ACC selections and a pair of All-Americans in Zion Johnson, who was selected in the first round of the 2022 NFL Draft, and Alec Lindstrom. The entire starting offensive line earned All-ACC in 2021, led by Johnson and Lindstrom on the first team.

Applebaum spent the 2018-19 seasons at Towson as offensive line coach. He spent the 2016-17 seasons at Davidson, where he coached the offensive line. He was promoted to offensive coordinator/offensive line in 2017. He also coached the offensive line for Bucknell (2013) and Southeastern Louisiana (2015).

Applebaum has five years of NFL experience, including his season with the Dolphins. He was an offensive assistant for Jacksonville in 2014 and spent three seasons (2008-10) with Washington in a variety of roles. He joined Washington in 2008 as a pro personnel assistant before being promoted to college personnel assistant in 2009 and moving into coaching as an offensive assistant in 2010.

From 2011-12, Applebaum served as a graduate assistant at the University of Miami. His first coaching job came in 2008 at Central Connecticut State, where he served as tight ends coach and video coordinator.

A Yardley, Pennsylvania native, Applebaum was a two-year starter on the offensive line at Connecticut, where he graduated with a bachelor's degree in political science. He and his wife, Bethany, have a son, Colton.



Jonathan DiBiasi

Quarterbacks

Jonathan DiBiasi enters his second season as the Eagles' quarterbacks coach after being promoted by head coach Bill O'Brien after spending the 2023 season as an offensive analyst, working closely with the BC quarterbacks.

In 2024, under DiBiasi's mentorship, QB Tommy Castellanos completed 288-of-491 passes for 3,614 yards and 33 passing touchdowns. On the ground, he added 1,307 rushing yards and 15 touchdowns, becoming the first player in Boston College history with 2,000 passing yards and 1,000 rushing yards in a single season. DiBiasi oversaw QB Grayson James become the starter for the final four games of the season, where he completed 106-of-166 passes for 1,202 yards, six touchdowns and two interceptions.

With DiBiasi's assistance, Castellanos finished with the second-most rushing yards by an FBS quarterback (1,113), trailing only Heisman Winner Jayden Daniels. Castellanos finished tied with the most rushing touchdowns of any quarterback in FBS (13), and led Boston College to a Fenway Bowl championship.

After starting his coaching career on the Heights as a graduate assistant from 2018-2020, DiBiasi took an offensive analyst job at Vanderbilt in 2021. The 2021 Commodores offense averaged 313 yards per game, including 124 rushing yards per game.

From Vanderbilt, DiBiasi took a graduate assistant position at Pittsburgh for the 2022 season before returning to Boston College. At Pitt, he worked with a Panther team that went 9-4 and defeated UCLA in the Sun Bowl.

DiBiasi, who played high school football at Everett for his father John DiBiasi, played two seasons at Dartmouth (2013-14) and two seasons at Tufts (2015-16), earning his degree from Tufts in 2018.



Savon Huggins

Running Backs

Savon Huggins begins his fourth season as running backs coach at Boston College.

In 2024, under Huggins' guidance, the Eagles offense rushed for 2,163 yards with a 4.1 yards per carry average and 24 total rushing touchdowns. In addition, the BC running game amassed greater than 166 yards per game. RB Kye Robichaux led the team in rushing yards with 744 while notching 10 touchdowns on the ground, the most by a BC running back since all-time leading rusher A.J. Dillon in 2019. In addition, RB Jordan McDonald added 53 carries for 361 yards and three touchdowns. As a true freshman, RB Turbo Richard notched 278 yards on 55 carries with two touchdowns.

In 2023, Eagles running backs rushed for 2,584 yards with a 4.71 yards per carry average; contributing to the second-ranked rushing attack in the ACC at 198.8 yards per game. Kye Robichaux ranked seventh in the league at 70.9 yards per game, totaling 780 yards, eight touchdowns and a 4.79 yards per carry average.

He arrived on the Heights for the 2021 season as a recruiting advisor after a brief stint as the running backs coach at Massachusetts. The former Rutgers running back worked with BC backs in the fall.

Huggins helped running back Pat Garwo earn a spot on the All-ACC Second Team along with All-New England honors. Garwo was the No. 4 rusher in the ACC with 1,045 yards, becoming the 19th BC player to rush for 1,000 yards in a season. Garwo had four 100-yard rushing performances and scored seven touchdowns on the ground in 2021.

In 2022, Garwo put up career numbers as a receiver out of the backfield with 29 catches; ranking second on the team behind All-American Zay Flowers.

Huggins got his start in coaching at Somerville (N.J.) High School, gained experience as an intern with the Miami Dolphins, and broke into the college ranks at Buffalo in 2020 as a wide receivers assistant.

At Somerville, Huggins worked as an assistant on offense and defense as the team posted a cumulative 32-3 record between 2016-18 and won a state title in 2017. Following a fellowship with the Dolphins, he returned to his high school alma mater of St. Peter's Prep (N.J.) to win a state title as an offensive assistant.

As a player, Huggins spent four seasons at Rutgers and earned his degree in economics in three and a half years. He missed his senior year due to injury after compiling 842 rushing yards, nine rushing touchdowns and 20 receptions in his first three seasons. The Scarlet Knights played in a bowl game in all four years of his career. He was named to the Big Ten All-Academic Team in 2014.

Huggins went on to earn his master's degree from Northern Iowa in sports psychology. He ran 59 times for 232 yards with a pair of rushing touchdowns and a receiving touchdown during the 2015 season.

He and his wife Victoria have two sons; Zion and Zayden.



Dan O'Brien

Linebackers

A 2005 graduate of Boston College, Dan O'Brien enters his second season as linebackers coach for the Eagles football program.

O'Brien played a significant role in the development of LB Daveon Crouch, who registered 77 tackles, four pass breakups, two sacks and two forced fumbles. Crouch's 77 total tackles was third-best on the team last season. In addition, team captain Kam Arnold totaled 40 tackles in six games before a season-ending injury in October. Under O'Brien's guidance, LB Owen McGowan recorded just under 30 tackles in nine games of action.

Before arriving at The Heights, O'Brien spent three seasons at Southern Miss. He began as the safeties coach from 2021-22 before assuming the defensive coordinator role in 2023.

O'Brien spent the two previous seasons at Georgia (2019-20) in defensive quality control. Over his two seasons at Georgia, O'Brien helped the Bulldogs post a 20-4 record, which included a SEC East Division title in 2019 to go along with appearances in the Sugar Bowl and Peach Bowl.

Previously, O'Brien coached five seasons at the Naval Academy (2014-18) as the safeties coach. The Midshipmen went 38-28 in that span with four bowl appearances, including wins over Pittsburgh (2015) and Virginia (2017) in the Military Bowl. In 2015, Navy won a school-record 11 wins and claimed the Commander-In-Chief's Trophy for the third time in four years. The Midshipmen finished that season ranked No. 18 in the country.

O'Brien arrived at Navy following a stop at Elon (2011-13) as defensive backs coach and a four-year spell at Alabama as a defensive graduate assistant (2007-08) and defensive analyst (2009-10). Alabama went 43-11 over that four-year stretch and won the 2009 BCS National Championship.

O'Brien was a student assistant at BC and earned his degree in communications. Upon graduation, he spent the 2005 season with the New England Patriots as a scouting assistant intern.

O'Brien's father, Tom O'Brien, was the head coach at BC from 1998-06.

He is married to the former Alicia Marcum and they have two sons; Rowan and Charlie.



Cory Robinson **Defensive Backs**

Cory Robinson enters his first season with the Boston College football staff, serving as the team's defensive backs coach.

Robinson is a 16-year coaching veteran with six years on Division I staffs, four on NFL staffs and six seasons in the high school ranks early in his career. He most recently spent a season in the NFL with Jacksonville as the Jaguars' cornerbacks coach. Prior to that he served as a defensive analyst at Tennessee in 2023 as the Volunteers went 9-4, played in the Camping World Bowl and featured a defense that intercepted 12 passes; third in the SEC.

From 2020-22, Robinson was the New Orleans Saints assistant defensive backs coach. The Saints had a top-10 scoring defense in all three seasons and top-5 in both 2020 and 2021. In 2022, the Saints ranked second in the NFL in passing defense at 184.3 yards per game. During his stint in New Orleans, Robinson worked with a pair of Pro-Bowl defensive backs. Corner Marshon Lattimore earned Pro-Bowl status in 2020 and 2021, while J.T. Gray was a 2021 All-Pro First Team honoree and Pro-Bowl selection.

Robinson previously worked as a cornerbacks coach at the collegiate level with Maryland (2019), Rutgers (2018), Temple (2017) and Toledo (2016).

A Baltimore native, Robinson began his coaching career with stops at Calvert Hall (2009-13) and St. Frances Academy (2014). He played his high school football at Cardinal Gibbons before a four-year Division I career at Central Connecticut State from 2005-08, where he graduated in 2009 with a degree in communications and a minor in business/marketing.

Robinson and his wife Candy have four sons; Rahshaun, Denali, Royal and Legend.



Jordan Thomas **Defensive Line**

Boston College head football coach Bill O'Brien announced the hiring of Jordan Thomas as the Eagles' new defensive line coach on February 11.

Thomas spent the last three seasons in the NFL as the assistant defensive line coach with the Cleveland Browns. In 2024, he worked directly with current Patriots head coach Mike Vrabel, who served as a coaching and personnel consultant in Cleveland last year. Thomas also worked directly with 2023 AP Defensive Player of the Year Myles Garrett, who earned All-Pro in 2023 and 2024, during his Browns tenure.

The 2023 Browns led the NFL in several categories including total defense (270.2 yards per game), passing defense (164.7), third down percentage (29.1%) and first downs allowed (253).

Most recently, Thomas coached the defensive line at the 2025 Reese's Senior Bowl. Thomas previously coached in the college game at his alma mater San Diego State. A three-year starter and four-year letterwinner from 2010-13, he returned as a graduate assistant in 2018. After two seasons, Thomas was promoted to defensive line coach; a role he held for two seasons until moving on to the NFL.

Thomas helped three defensive linemen earn All-Mountain West during his time as a coach at SDSU. The Aztecs' 2020 defense ranked third in the country in total defense (283.5) and seven in rushing defense (98.2). Thomas' unit also ranked eighth in the country in tackles for loss (8.1 per game).

At SDSU, Thomas oversaw the development of two-time All-MW First Team selection Cameron Thomas, who was drafted in the third round of the 2022 NFL Draft by the Arizona Cardinals.

During his graduate assistant stint, Thomas initially worked with the linebackers in 2018 before shifting to his former position as a player with the defensive linemen. In 2019, he worked with defensive line coach Brady Hoke in a SDSU defense that ranked second in the country in scoring (12.7), second in rushing (75.4) and fifth in total defense (287.8).

Following his collegiate playing career, Thomas spent one season as an assistant coach at Mission Hills High School (Calif.) in 2016. He then moved to Texas A&M-Kingsville as a graduate assistant, where he worked with linebackers, in 2017.

Originally from Redlands, Calif., Thomas attended Redlands High School. He played at San Diego State from 2010-13 and earned his degree in criminal justice, graduating in 2014.



Matt Thurin
Special Teams Coordinator/Safeties

Matt Thurin enters his sixth season as Boston College's special teams coordinator. Thurin came to the Heights after a five-year stint at Ohio State.

In the final game of 2024, Thurin coached a unit that blocked a PAT returned for two points and blocked a punt that set up a touchdown against Nebraska in the Bad Boy Mowers Pinstripe Bowl. Under Thurin's tutelage, both Liam Connor and Luca Lombardo saw action in the kicking game, going 3-for-5 on field goals in total.

The BC special teams unit blocked two kicks in 2023 and did not allow a blocked kick or punt on the season. Thurin oversaw the development of Connor, who ascended to placekicker after serving as the kickoff specialist as a freshman in 2022. Connor went 11-for-14 on field goals, including three makes of 45 yards.

Thurin also coached safeties in his first four years with the Eagles. Under his tutelage, strong safety Jaiden Woodbey was a two-time All-ACC Honorable Mention.

Boston College's 2022 special teams unit was one of just four in the ACC to block two or more kicks. A blocked extra-point against Louisville proved to be the difference in the Eagles' first league win of the season.

In 2021, Connor Lytton was second in the ACC and 11th nationally in field goal percentage, connecting on 11 of his 12 attempts including both from 40+ yards. Grant Carlson ranked top-30 nationally in punting average (44.2) while Travis Levy ranked second in the ACC and 15th nationally in kickoff return average (27.5).

In his first season at the Heights, Thurin made a major impact in the improvement of Boston College's special teams. BC finished 34th nationally in field goal percentage in 2020, the best finish for the Eagles since 2013. Aaron Bomerhi converted 16-of-20 of his field goal attempts while Grant Carlson averaged over 42 yards per punt, including 15 punts pinned inside the 20-yard line.

Thurin worked together with BC head coach Jeff Hafley for one season with the Buckeyes as Thurin worked with the safeties and on special teams as a defensive quality control coach.

Thurin was part of three consecutive Big Ten Conference championship teams at Ohio State and also victories in the 2019 Rose Bowl, the 2018 Cotton Bowl and the 2016 Fiesta Bowl.

A native of Louisville, Ohio, Thurin attended Baldwin Wallace University where he played football and baseball before an injury ended his playing career. He played for Baldwin Wallace's 2003 Division III playoff team and graduated in 2007 with a degree in early childhood education. He has a master's in education from Akron (2009).

Thurin came to Columbus after working three seasons – 2012-14 – as secondary coach and special team's coordinator at Columbia University. In 2011, Thurin was a graduate assistant at the University of Colorado, working along the offensive line and on special teams. Prior to that, he spent three seasons at Akron as a defensive graduate assistant working with the Zip linebackers and secondary. Thurin's coaching career also includes a year at Walsh University.

Thurin is married to Elizabeth Tinto, from Chesapeake, Va. The couple has an eight year old daughter, Adaline, and a four year old son, Joseph Rhett.

RECORD BREAKDOWN

	2025	O'Brien
Home	1-1	7-2
Away	0-3	1-7
Neutral	0-0	0-0
vs. Ranked Opponent	0-0	1-2
August/September	1-3	5-4
October	0-1	0-4
November	0-0	3-1
December/January	0-0	0-1
Leading at Halftime	1-2	5-4
Trailing at Halftime	0-1	2-4
Tied at Halftime	0-1	1-1
Leading After Third Quarter	1-1	6-3
Trailing After Third Quarter	0-2	1-5
Tied After Third Quarter	0-1	1-1
Scoring First	1-1	6-4
Opponent Scoring First	0-3	2-5
Score < 20 Points	0-1	0-2
Score 20-29 Points	0-2	3-6
Score 30-39 Points	0-0	2-0
Score 40+ Points	1-1	3-1
Opponent Scores < 20 Points	1-0	4-0
Opponent Scores 20-29 Points	0-1	3-3
Opponent Scores 30-39 Points	0-1	1-3
Opponent Scores 40+ Points	0-2	0-3
More Rushing Yards Than Opponent	1-1	6-3
Fewer Rushing Yards Than Opponent	0-3	1-6
Rush For < 100 Yards	1-3	1-5
Rush For 100+ Yards	0-1	7-4
Opponent Rushes For < 100 Yards	1-0	6-0
Opponent Rushes For 100+ Yards	0-4	2-9
More Passing Yards Than Opponent	1-2	3-4
Fewer Passing Yards Than Opponent	0-2	5-5
Pass For < 200 Yards	0-2	5-3
Pass For 200+ Yards	1-2	3-6
Opponent Passes For < 200 Yards	1-1	3-2
Opponent Passes For 200+ Yards	0-3	5-7
More Total Yards Than Opponent	1-2	5-2
Fewer Total Yards Than Opponent	0-2	3-7
Gain < 300 Total Yards	0-0	2-1
Gain 300+ Total Yards	1-3	6-7
Opponent Gains < 300 Total Yards	1-0	4-0
Opponent Gains 300+ Total Yards	0-4	4-9
Games Decided by 7 Points or Less	0-2	3-4
Games Decided by 14 Points or More	1-1	4-2
Temperature 90+ Degrees	0-0	1-0
Temperature 60-89 Degrees	1-3	3-6
Temperature 40-59+ Degrees	0-1	3-4
Temperature < 40 Degrees	0-0	1-0

EAGLES IN ACC PLAY: LAST SEASON

- » The Eagles finished 4-4 in conference play a season ago, picking up wins over Florida State, Syracuse, North Carolina and Pittsburgh.
- » The Bill O'Brien era began last season with a 28-13 victory at No. 10 Florida State.
- » Boston College ran for 263 yards on the ground at Florida State, led by Kye Robichaux with 85 yards and Treshaun Ward with 77 yards.
- » The Eagles won three of their final four conference games a season ago, leading to a postseason appearance in the Bad Boy Mowers Pinstripe Bowl.

2025 CAPTAINS

- » The Eagles elected eight captains for the 2025 season. Wide receiver **Lewis Bond**, and offensive lineman **Logan Taylor** and **Jude Bowry** were chosen to represent the offense.
- » Defensive end **Quintayvious "Q" Hutchins**, **KP Price**, and linebackers **Daveon "Bam" Crouch** and **Owen McGowan** were elected to captain the defense.
- » Wide receiver **Luke McLaughlin**, a former walk-on, was elected as special teams captain. McLaughlin comes from a family of Eagles, with his brothers, Andrew and Sam, his uncles, Andrew and Peter, as well as his grandfather, Peter, all attending Boston College.

LONERGAN'S LAUNCH

- » Quarterback **Dylan Lonergan** enters his first season as starting quarterback of the Eagles after being named the starter on August 12, 2025.
- » In his first collegiate start in a Boston College uniform, Lonergan led a 13-play, 71-yard drive culminating in an 11-yard touchdown pass to running back Jordan McDonald, his first career touchdown pass.
- » Lonergan finished with 26-of-34 passes completed for 268 yards and four touchdowns in the 66-10 victory.
- » At Michigan State, Lonergan completed 34 passes on 45 attempts for a career-high 390 yards and four touchdowns en route to earning ACC Quarterback of the Week honors. His 34 completions were the most by a Boston College quarterback since Phil Jurkovec completed 37 passes vs. North Carolina on October 3, 2020.
- » Through two games, Lonergan's eight touchdown passes and no interceptions tied a Boston College mark set by Anthony Brown in 2018.
- » Lonergan added his first career rushing touchdown on a 7-yard scramble in the first quarter vs. California (9/27).

FIVE-FOR-FIVE FROM #3

- » Redshirt senior **Grayson James** entered the game in the fourth quarter vs. Fordham (8/30), where he went 5-for-5 for 190 yards and a 22-yard touchdown pass to Dawson Pough.
- » Last season, James threw for 1,202 yards on 106-for-166 passing with six touchdowns and two interceptions.

SHAKE AND BAKE

- » True freshman **Shaker Reisig** saw his first career game action in the fourth quarter at Pittsburgh (10/4).
- » Reisig completed his first career pass on a 45-yard throw to

tight end Kaelan Chudzinski. Later in the drive, Reisig threw his first career touchdown pass to Chudzinski for three yards. Reisig finished 3-for-3 for 70 yards.

BOND, LEWIS BOND

- » **Lewis Bond** recorded his second career game with 11 or more catches at Michigan State, finishing with 90 yards.
- » Bond totaled 11 catches for 138 yards in the victory vs. Fordham. Bond's 11 catches is the most in his career, with his previous career high coming on November 23, 2024 vs. North Carolina, when he recorded 9 catches.
- » The last time a Boston College receiver registered 11 or more catches was on October 4, 2008, when Rich Gunnell totaled 11 catches for 123 yards at North Carolina State.
- » Last season, he recorded 67 catches for 689 yards and three touchdowns. His 67 catches ranked sixth all-time in Boston College single-season history. Bond capped his 2024 season with All-ACC Honorable Mention honors.
- » In 2023, he led BC in receptions (52), receiving yards (646) and touchdowns (7). He is one of four returners in the ACC to post a season of 50/600/7 or better.
- » Bond's season was the seventh since 1996 by a BC receiver with at least 45 catches, 600 receiving yards and seven touchdowns. He is one of six such receivers in the ACC this year.
- » In week two vs. Duquesne, Bond caught five passes on five targets for 98 yards, including a career-best 49-yard TD.

2023 Returning ACC Players w/ 50 Receptions, 600 Yards, 7 TDs

Player, School	Rec.	Yards	TD
Kevin Concepcion, NC State	71	839	10
Jordan Moore, Duke	62	835	8
Jacolby George, Miami	57	864	8
Lewis Bond, BC	52	646	7

- » In his fifth season with the program, Bond's 154 career receptions ranks 6th all time, and his 1,650 career receiving yards is good for 16th in school history.

REED AND REACT

- » Wide receiver **Reed Harris** enters his third year with the program after a breakout redshirt freshman campaign.
- » Harris caught two passes for 32 yards at Michigan State, including his second touchdown reception of the season on a 14-yard pass from Dylan Lonergan.
- » Harris hauled in a 17-yard touchdown reception from Dylan Lonergan in the third quarter vs. Fordham (8/30), his first touchdown of the season.
- » Harris recorded a career-high 141 receiving yards at Stanford (9/13) on seven catches.
- » The Great Falls, Montana product averaged 28.6 yards per reception with a total of 486 receiving yards on 17 catches with four touchdowns in 2024. In addition, Harris recorded two touchdown receptions over 60-yards last season, including a 72-yard touchdown reception vs. Duquesne (9/7) and a 67-yard touchdown reception at Missouri (9/14).
- » In 2023, Harris was the first player ever recorded from the state of Montana to play a game in the ACC.
- » A dual-threat QB in high school, Harris recruited as an 'athlete' and saw limited action as a true freshman in 2023 with one catch in four games.

THREE-HEADED MONSTER

» After playing in 10 games as a junior, running back **Jordan McDonald** carried the ball 53 times for 361 yards and three touchdowns.

» As a true freshman, running back **Turbo Richard** played in eight games, carrying the ball 55 times for 278 yards and two touchdowns.

» After missing all of 2024 due to injury, running back **Alex Broome** also returns to the Eagles running back room. He registered 110 carries for 513 yards and two rushing touchdowns in two seasons of action.

THE WHY BEHIND #5

» After wearing #24 last season, running back **Jordan McDonald** switched to #5 for a special reason, carrying along the tradition that RB Kye Robichaux instilled last season.

» McDonald wears #5 to honor his family; his father, Johnny Sr, his mother, Patricia, his sister, Asya, his brother, Johnny Jr. and himself, representing the five members of his family.

TOUCHDOWN TURBO

» After adding a rushing and a receiving touchdown at Michigan State, **Turbo Richard** became the first Boston College running back to accomplish the feat since Treshaun Ward had a rushing and a receiving touchdown vs. Duquesne last season on September 7, 2024.

» Richard added a 49-yard receiving touchdown in the second quarter at Stanford (9/13), the longest touchdown of his career and the longest Boston College touchdown through three games.

» The sophomore running back ran for a career-high 171 yards and two touchdowns vs. California (9/27) after adding a 27-yard touchdown in the first quarter and a career-long 71-yard touchdown run in the fourth quarter.

SPEEDY SKEETE

» Junior wide receiver **Jaedn Skeete** enters his third season with the program. Through two games, Skeete has three touchdown receptions after registering his third of the season at Michigan State.

» Skeete notched two touchdown receptions vs. Fordham for the first time in his career. Skeete had an 11-yard touchdown reception in the first quarter, and 13-yard touchdown reception in the second quarter. In 2024, Skeete scored one touchdown in two games, vs. Virginia Tech on November 11, 2023 and at Virginia on October 5, 2024.

» “Skeete brings the speed... We complement each other very well, and I’m excited to see what we can do this year,” said fellow wide receiver Lewis Bond of the Hyde Park, Mass receiver. Skeete’s experience in a veteran wide receiver room sets him up to be a viable option in the passing game.

FRANKLY, PRODUCTIVE

» Tight end **Jeremiah Franklin** enters the 2025 season with a career 37 games played and 19 starts.

» The veteran tight end added six more catches for 41 yards at Stanford (9/13).

» Franklin added 8 catches a career-high 84 yards and a

6-yard touchdown in overtime at Michigan State.

» Franklin registered five catches for 50 yards in the victory vs. Fordham.

» In 2024, Franklin ranked third on the team with 27 receptions, totaling 311 yards and three touchdowns.

» The veteran tight end was also named to the 2025 John Mackey Award Watchlist this offseason, an award given to the nation’s best collegiate tight end.

DEPTH IN THE TRENCHES

» Despite losing RT Ozzy Trapilo, C Drew Kendall, and RG Jack Conley to the NFL, the Eagles are returning several key cogs from the offensive line room.

» Left tackle **Jude Bowry** played in all 12 regular season games a season ago, where he allowed just two sacks over a 321 dropback stretch.

» Offensive lineman **Logan Taylor** played in 12 games with 11 starts last season, making 10 of them at left guard and one at left tackle en route to Honorable Mention All-ACC honors for the second year in a row.

» Graduate offensive lineman **Kevin Cline** has appeared in 33 career games throughout his six-year career. At Michigan State, Cline received a 71.6 pass blocking grade by PFF, the highest ranking among Boston College offensive linemen.

» Despite only being a redshirt sophomore, offensive lineman **Eryx Daugherty** returns as the team’s second-highest rated pass-blocker, registering a 76.3 grade from PFF from last season’s action.

DISRUPTION ON THE D-LINE

» Despite losing DE Donovan Ezeiruaku and DT Cam Horsley to the NFL, the Eagles are returning several critical pieces of the defensive line from a season ago.

» With 30 career games under his belt, veteran edge rusher **Quintayvious “Q” Hutchins** returns in 2025 after posting 31 tackles, 5.5 tackles for loss, 3.5 sacks, two fumble recoveries, a forced fumble and eight quarterback hurries.

» With 31 career games under his belt between Boston College and Illinois, defensive lineman **Sedarius McConnell** returns for his second season in the program as an anchor up front.

» After serving as the team’s third interior defensive lineman a season ago, **Kwan Williams** looks to have an increased role up front after playing in 35 career games over the last three seasons.

BOOM, BAM, POW

» Linebacker **Bam Crouch** returns as the leader of the linebacker room after totaling 77 tackles last season, ranking third on the team. In addition, Crouch added 6.5 tackles for loss, four pass break-ups, two forced fumbles and two fumble recoveries.

» Crouch intercepted Fordham in the third quarter and returned the ball 28 yards for a touchdown, the first of his career.

» Given his birth name “Daveon,” Crouch goes by “Bam” for a unique reason.

» Born on April 3, 2004, Crouch was expected to be born earlier than his birthday, coinciding with the birth of his cousin, who was born on April 4, 2004.

NFL EAGLES

Zach Allen, DE	Denver Broncos
AJ Dillon, RB	Green Bay Packers
Donovan Ezeiruaku, DE	Dallas Cowboys
Zay Flowers, WR	Baltimore Ravens
Will Harris, S	New Orleans Saints
Zion Johnson, G	Los Angeles Chargers
Elijah Jones, CB	Arizona Cardinals
Drew Kendall, C	Philadelphia Eagles
Harold Landry, LB	Tennessee Titans
Chris Lindstrom, G	Atlanta Falcons
Hunter Long, TE	Los Angeles Rams
Christian Mahogany, G	Detroit Lions
Isaiah McDuffie, LB	Green Bay Packers
Matt Milano, LB	Buffalo Bills
Ozzy Trapilo, T	Chicago Bears
Isaac Yladiom, CB	San Francisco 49ers

PRESEASON WATCH LISTS

Lewis Bond, WR	Senior Bowl
Alex Broome, RB	Allstate AFCA Good Works Team
	Allstate Wuerffel Trophy
	Doak Walker Award
Jeremiah Franklin, TE	John Mackey Award
	Senior Bowl
Amari Jackson, DB	Senior Bowl
Grayson James, QB	Senior Bowl
Jordan McDonald, RB	Doak Walker Award
Logan Taylor, OL	Senior Bowl

WEEKLY AWARD WINNERS

Dylan Loneragan, QB	Week Two ACC Quarterback of the Week
	Week Two NEFW Gold Helmet
Omar Thornton, DB	Week Two ACC Defensive Back of the Week

NFL EXPERIENCE AT THE HEIGHTS

The 2025 Eagles coaching staff has over 80 years combined of NFL experience.

Gregory P. Barber '69 and Family Head Coach Bill O'Brien

New England Patriots- Offensive Assistant (2007)
New England Patriots- Wide Receivers (2008)
New England Patriots- Quarterbacks (2009-10)
New England Patriots- Offensive Coordinator/Quarterbacks (2011)
Houston Texans- Head Coach (2014-20)
New England Patriots- Offensive Coordinator/Quarterbacks (2023)

Edward F. Connelly Offensive Coordinator Will Lawing

Houston Texans- Defensive Quality Control (2014-16)
Houston Texans- Offensive Assistant (2016-18)
Houston Texans- Tight Ends (2019-20)
New England Patriots- Tight Ends (2023)

Kevin T. Fee Family Defensive Coordinator Tim Lewis

Pittsburgh Steelers- Defensive Backs (1995-99)
Pittsburgh Steelers- Defensive Coordinator (2000-03)
New York Giants- Defensive Coordinator (2004-06)
Carolina Panthers- Defensive Backs (2007-08)
Seattle Seahawks- Defensive Backs (2009)
Atlanta Falcons- Defensive Backs (2010-14)
San Francisco 49ers- Defensive Backs (2015)

Assistant Head Coach/Wide Receivers Coach Darrell Wyatt

Minnesota Vikings- Wide Receivers (2006)

Offensive Line Coach Matt Applebaum

Washington Commanders- Offensive Assistant/Player Personnel (2008-10)
Jacksonville Jaguars- Offensive Assistant (2014)
Miami Dolphins- Offensive Line (2022)

Running Backs Coach Savon Huggins

Miami Dolphins- Coaching Intern (2019)

Linebackers Coach Dan O'Brien

New England Patriots- Scouting Assistant (2005)

Defensive Backs Coach Cory Robinson

New Orleans Saints- Assistant Defensive Backs (2020-22)
Jacksonville Jaguars- Defensive Assistant/Cornerbacks (2024)

Defensive Line Coach Jordan Thomas

Cleveland Browns- Assistant Defensive Line (2022-24)

Senior Offensive Analyst Rob Chudzinski

Cleveland Browns- Tight Ends (2004)
San Diego Chargers- Tight Ends (2005-06)
Cleveland Browns- Offensive Coordinator (2007-08)
San Diego Chargers- Tight Ends/Assistant Head Coach (2009-10)
Carolina Panthers- Offensive Coordinator (2011-12)
Cleveland Browns- Head Coach (2013)
Indianapolis Colts- Associate Head Coach (2014-15)
Indianapolis Colts- Offensive Coordinator (2015-17)

» It was Crouch's mother, Masha Watts, who said Crouch "Bam'd his way into the world" in order to avoid having the same birthday as his cousin. The nickname "Bam" has stuck ever since.

DOMINANT DEFENSE

» In 2024, the Eagles secondary recorded 17 interceptions, which tied for best in the conference.

» The defense finished top five in total defense last season, giving up an average of 23.8 points per game.

» Cornerback **Max Tucker** ran back a team-best 58-yard interception return to set up a score at FSU last season.

» Defensive lineman **Ty Clemons** intercepted a pass and ran 55 yards for a touchdown against Pittsburgh last season.

THE PRICE IS RIGHT

» Safety **KP Price** is back for his third year in the program after registering a team-leading 85 tackles last season to go with two interceptions, two tackles-for-loss and five pass break-ups.

» **Price** recorded 10 total tackles at Pittsburgh (10/4), tying his career-high.

» Price put together five games of nine or more tackles last season.

» One of those games came at Virginia (10/5), when Price registered a season-high 10 tackles to go with one pass break-up.

"O"MAR

» After playing in 11 games last season, safety **Omar Thornton** is back for his sophomore season after totaling 29 tackles and 3.5 tackles for loss as a true freshman.

» In his first career start a season ago, Thornton posted a season-high nine tackles and two tackles-for-loss against Louisville (10/25).

» Thornton earned ACC Defensive Back of the Week honors in week two after posting a career-high 11 tackles and his first career sack at Michigan State.

» Thornton registered his first career interception when he picked off Jaron Keawe Sagapolutele in the first quarter vs. California (9/27).

» **Thornton** finished with 10 total tackles at Pittsburgh (10/4), the second-most tackles he's had in a game in his career.

CD AT THE FREE

» Redshirt-sophomore **Carter Davis** started 10 games at free safety in 2024, recording 52 tackles, good for fourth on the team, three interceptions, and three pass break-ups.

» Davis notched a 12-yard sack of Fordham in the second quarter, the first sack of his career.

» Davis contributed a season-high nine tackles in the Eagles' win over the Seminoles to open last season.

» In the Red Bandanna Game against Michigan State (9/21), Davis snagged an interception, forced a fumble and made five tackles in a winning effort.

» Davis totaled a team-high eight tackles vs. California (9/27). His eight tackles marks his third career game where he finished with eight or more tackles in a game.

ACTION JACKSON'S RETURN

» After suffering a season-ending injury six games into last season, veteran defensive back **Amari Jackson** returns for his senior season.

» Starting all six games played at cornerback before the injury, Jackson totaled 21 tackles, five pass break-ups and an interception.

FLOURISHING FLORIO

» P **Shamus Florio** transferred to Boston College at the mid-year after spending the previous four seasons at Yale.

» Against Fordham, Florio hit a 63-yard punt in the second quarter, which was the longest punt by a Boston College punter since Danny Longman hit a 65-yard punt at North Carolina State on November 12, 2022.

» At Pittsburgh (10/4), Florio had a 56-yard punt in the second quarter, the second longest punt he's recorded this season, which tied for the third longest punt of his career.

» The Andover, Mass. native appeared in 28 career games with the Bulldogs, including all 10 in each of his last two seasons.

» As a senior in 2024, Florio handled the punting duties for Yale, totaling 39 punts with an average of 38.0 yards per punt, with 16 punts downed inside the 20.

» Florio had six punts that went 50 or more yards in 2024.

» Against Central Connecticut (10/5), had a season-high four punts downed inside the 20.

LUCA THE LEG

» K **Luca Lombardo** is in his third season with the Boston College Football program.

» The Westport, Conn. native won the place kicker job at the end of preseason camp after playing in just four games a season ago due to injury.

» Against Fordham, Lombardo hit a 48-yard field goal, a career long, in the third quarter to go with nine extra points made. His previous career long was 39-yards, which he hit last season vs. Michigan State on September 21. In addition, Lombardo's previous career high for extra points made was six, which came last season on September 7, 2024 vs. Duquesne.

» Lombardo added two field goals at Michigan State, one from 37 yards in the third quarter and one from 38 yards in the fourth quarter.

» Lombardo hit a 51-yard field goal at Stanford (9/13) to go with a 31-yard field goal.

» Lombardo notched a career-long 52-yard field goal vs. California (9/27), topping his then career-high of 51 yards at Stanford.

NUMERICAL ROSTER

No.	Name	Year	Pos.	Ht.	Wt.	Hometown/High School (Previous School)
0	Omar Thornton	So.	DB	5' 11"	201	Carver Ranches, Fla. / American Heritage
1	Daveon Crouch	Sr.	LB	6' 1"	227	Tampa, Fla. / Wharton
1	Jaedn Skeete	Jr.	WR	6' 2"	188	Hyde Park, Mass. / Catholic Memorial
2	KP Price	Jr.	DB	6' 1"	200	Baltimore, Md. / St. Frances Academy
2	Turbo Richard	So.	RB	5' 8"	207	Charlotte, N.C. / Northwestern
3	Grayson James	R-Sr.	QB	6' 3"	218	Lake Highlands, Texas / Duncanville (FIU)
3	Max Tucker	Jr.	DB	5' 11"	191	Hyde Park, Mass. / Catholic Memorial
4	Reed Harris	R-So.	WR	6' 5"	217	Great Falls, Mont. / Great Falls
5	Jordan McDonald	Sr.	RB	6' 1"	211	Atlanta, Ga. / Milton (UCF)
7	Jake Coniglio	Fr.	QB	6' 1"	210	Tampa, Fla. / IMG Academy
7	Carter Davis	R-So.	DB	6' 1"	190	Baltimore, Md. / Mount Saint Joseph
8	Bryce Steele	R-Sr.	LB	6' 1"	224	Raleigh, N.C. / Millbrook
9	Josiah Griffin	R-So.	DL	6' 4"	257	Springfield, Mass. / Springfield Central
9	Dylan Loneragan	R-So.	QB	6' 2"	211	Snellville, Ga. / Brookwood (Alabama)
10	Shane Reisig	Fr.	QB	6' 0"	199	Tulsa, Okla. / Union
10	Syair Torrence	So.	DB	5' 10"	197	Syracuse, N.Y. / Christian Brothers Academy
11	Lewis Bond	R-Sr.	WR	5' 11"	190	Chicago, Ill. / Kenwood Academy
11	Rae Sykes Jr.	Fr.	DB	6' 1"	194	Rome, Ga. / Rome
13	Enzo Arjona	R-Jr.	QB	5' 10"	204	Upper Saddle River, N.J. / Northern Highlands (Marist/Monmouth)
13	Nijita Sinkala	Fr.	DB	5' 11"	175	Winnipeg, Manitoba / St. Thomas More School
14	Nedrick Boldin Jr.	Fr.	WR	5' 11"	188	Pahokee, Fla. / Palm Beach Central
14	Ashton Cunningham	Fr.	DB	5' 9"	165	Tulsa, Okla. / Union
15	Shane Hanafin	R-Jr.	QB	6' 1"	215	Burlington, Mass. / Buckingham Browne & Nichols
15	Quintayvious Hutchins	R-Sr.	DL	6' 3"	240	Bessemer, Ala. / Bessemer City
16	Isaiah Farris	R-Jr.	DB	5' 11"	174	Broward County, Fla. / Cardinal Gibbons
16	Semaj Fleming	Fr.	WR	5' 8"	171	Orlando, Fla. / Edgewater
17	Jeremiah Franklin	Sr.	TE	6' 3"	244	Walkersville, Md. / Walkersville
17	Edwin Kolenge	R-Jr.	DL	6' 3"	252	Montreal, Quebec / Loomis Chaffee
18	Stevie Amar Jr.	Fr.	TE	6' 2"	228	Oxnard, Calif. / Oaks Christian
19	Ty Lockwood	R-So.	TE	6' 4"	245	Thompson's Station, Tenn. / Independence (Alabama)
19	Marcelous Townsend	Fr.	DB	5' 10"	177	Dallas, Ga. / Blessed Trinity Catholic
20	Alex Broome	R-Jr.	RB	5' 6"	194	Nashville, Tenn. / Lipscomb Academy
20	Marcus Upton	Fr.	DB	5' 11"	199	Sicklerville, N.J. / Winslow Township
21	Charleston Cordon	Fr.	DB	5' 11"	188	East St. Louis, Ill. / Althoff Catholic
21	VJ Wilkins	R-Jr.	WR	5' 9"	187	Prafftown, N.C. / Reagan (Campbell)
23	Vaughn Pemberton	R-Sr.	LB	6' 0"	235	Chicago, Ill. / Loyola Academy (Ball State)
24	Amari Jackson	Sr.	DB	5' 11"	190	McDonough, Ga. / Eagle's Landing
24	Bo MacCormack III	Fr.	RB	5' 10"	198	Westford, Mass. / Buckingham Brown & Nichols
25	Andy Quinn	Fr.	K/P	6' 4"	199	Galway, Ireland / NFL Academy
26	Jason Hewlett Jr.	R-So.	LB	6' 3"	232	Youngstown, Ohio / Chaney (Michigan)
26	Datrell Jones	R-So.	WR	5' 9"	188	Dorchester, Mass. / Catholic Memorial
27	Omarion Davis	Fr.	DB	5' 11"	188	Charlotte, N.C. / Indian Land
28	Shamus Florio	R-Sr.	K/P	6' 3"	205	Andover, Mass. / Andover (Yale)
28	Zacari Thomas	Fr.	LB	5' 11"	210	Haddock, Ga. / Jones County
29	Mekhi Dodd	Fr.	RB	6' 0"	210	Mattapan, Mass. / Catholic Memorial
29	Cameron Martinez	Gr.	DB	5' 10"	188	Muskegon, Mich. / Muskegon (Ohio State)
30	TJ Green	Fr.	DB	5' 10"	176	San Diego, Calif. / Reynoldsburg
30	Sam Stone	R-So.	K/P	6' 0"	167	Austin, Texas / St. Michael's
32	Charlie Comella	R-Fr.	DB	6' 1"	189	Wellesley, Mass. / Xaverian Brothers
32	Michael Landolfi	R-Fr.	WR	6' 0"	188	Hanover, Mass. / Lawrence Academy
33	Anthony Ferrucci	R-So.	RB	5' 7"	193	Fishers, Ind. / Guerin Catholic
33	Owen McGowan	R-Sr.	LB	6' 0"	236	Canton, Mass. / Catholic Memorial
34	Duke Brennan	Fr.	WR	6' 4"	183	Cleveland, Ohio / University School
34	Tim Hays	R-Jr.	LB	6' 1"	229	Concord, Mass. / Concord-Carlisle
35	Tim Longo	Fr.	WR	5' 9"	190	Northport, N.Y. / Milford Academy
35	Ashton McShane	So.	DB	5' 11"	194	Dallas, Texas / McKinney
36	Hunter Clark	R-Jr.	RB	5' 11"	243	Greenwich, Conn. / Brunswick School (Connecticut)
36	Billy Van Pelt	R-Jr.	LB	6' 1"	219	Houston, Texas / Strake Jesuit
37	Carson Fowler	Fr.	DB	6' 0"	195	Houston, Texas / Episcopal
37	Zach Schnorrbusch	R-Fr.	WR	6' 1"	205	Wyckoff, N.J. / Ramapo
38	Tommy Cusick III	R-Fr.	DB	6' 1"	204	Naples, Fla. / First Baptist Academy
38	Will Graves III	Fr.	WR	6' 3"	197	Norwalk, Conn. / The Brunswick School
39	Zach Kelly	R-So.	DB	5' 11"	193	Petaluma, Calif. / Cardinal Newman (Bryant)
41	Favor Bate	So.	DL	6' 1"	249	Lanham, Md. / Eleanor Roosevelt (Merrimack)
42	Kemori Dixon	R-Fr.	LB	6' 1"	230	Danville, Va. / George Washington
No.	Name	Year	Pos.	Ht.	Wt.	Hometown/High School (Previous School)
43	Griffin Collins	Fr.	LB	6' 3"	238	Longmeadow, Mass. / Worcester Academy

44	Palaie Faoa	R-So.	LB	6' 1"	223	Ewa Beach, Hawai'i / Bishop Gorman (Nev.)
45	Ben Mann	R-Sr.	LS	6' 5"	232	Lancaster, Pa. / Manheim Township (Yale)
45	Max Tejpaal	Fr.	DB	6' 0"	171	Greenwich, Conn. / The Brunswick School
46	Dominic DeSarno	Fr.	TE	6' 4"	224	Kensington, Md. / Georgetown Prep
46	James Magerko	R-Fr.	DB	6' 0"	190	Wyckoff, N.J. / Ramapo
47	Caden Bowling	R-Fr.	LB	6' 3"	237	New Canaan, Conn. / Brunswick School
48	Bryce Lewis	Fr.	DL	6' 5"	220	Roswell, Ga. / Blessed Trinity Catholic
48	Zeke Moore	Jr.	TE	6' 0"	240	Roswell, Ga. / Roswell (FAU)
49	Cooper Crook	R-Fr.	LS	6' 4"	219	Knoxville, Tenn. / Knoxville Catholic
50	Sean Howard	R-Fr.	LB	5' 10"	206	McLean, Va. / St. John's
50	DJ Williams	Fr.	OL	6' 1"	290	Yonkers, N.Y. / Archbishop Stepinac
51	Amir Johnson	R-So.	OL	6' 4"	310	Pemberton, N.J. / East Coast Prep (Merrimack)
51	Sterling Sanders	Fr.	DL	6' 4"	291	Blythewood, S.C. / Blythewood
52	Chris Marable Jr.	R-So.	DL	6' 2"	305	Hilton Head Island, S.C. / Hilton Head (Wake Forest)
52	Judah Pruitt	R-Fr.	OL	6' 4"	322	Newark, N.J. / Malcolm X Shabazz
53	Dwayne Allick	Gr.	OL	6' 2"	301	Laurel, Md. / DeMatha
54	Juan Zabal	R-Jr.	LB	6' 1"	224	Mexico City, Mexico / IMG Academy
55	Robert Smith IV	Fr.	OL	6' 3"	309	Cleveland, Ohio / Villa Angela - St. Joseph
55	Kwan Williams	Sr.	DL	6' 2"	318	Baltimore, Md. / McDonogh School
56	E'Lla Boykin	So.	DL	6' 3"	241	Mount Olive, N.C. / Southern Wayne (Barton College)
56	Eryx Daugherty	R-So.	OL	6' 3"	305	Troy, Mich. / Brother Rice
58	Ryan Mickow	R-So.	OL	6' 7"	317	Broward County, Fla. / St. Thomas Aquinas
58	Will Straka	Sr.	LB	5' 11"	226	Mineral Point, Wis. / Mineral Point (Wisconsin-Platteville)
59	Micha Amedee	Fr.	DL	6' 2"	282	Brockton, Mass. / Xaverian Brothers
65	Logan Taylor	R-Sr.	OL	6' 7"	312	Lunenburg, Nova Scotia / Episcopal (Virginia)
69	Jadon Lafontant	R-Fr.	OL	6' 3"	321	Stratford, Conn. / The Brunswick School
71	Jude Bowry	R-Jr.	OL	6' 5"	311	Germantown, Md. / St. Frances Academy
72	Jack Funke	R-Jr.	OL	6' 6"	311	Needham, Mass. / Xaverian
73	Tommy Matheson	R-Sr.	OL	6' 3"	303	Gurnee, Ill. / Warren Township (Princeton)
75	Pape Abdoulaye Sy	R-Fr.	OL	6' 6"	318	Dakar, Senegal / NFL Academy
76	Tanner Chlupa	R-Fr.	OL	6' 3"	295	Westport, Conn. / Staples
77	Michael Crouse	R-So.	OL	6' 4"	317	Schnecksville, Pa. / DeMatha Catholic
78	Souleye Diawara	R-Fr.	OL	6' 9"	338	The Hague, Netherlands / Mt. Zion Prep (Md.)
79	Kevin Cline	Gr.	OL	6' 7"	320	Boca Raton, Fla. / Boca Raton Christian
80	Bryce Dopson	R-So.	WR	6' 1"	187	Snellville, Ga. / Brookwood (Kennesaw State)
81	Cedric Lott Jr.	R-Fr.	WR	6' 5"	218	Dallas, Texas / Horn
82	Ismael Zamor	R-Jr.	WR	6' 0"	193	Everett, Mass. / Everett
83	Luke McLaughlin	R-Sr.	WR	5' 10"	181	Hudson, Ohio / Hudson
84	Brady Clough	R-Fr.	TE	6' 3"	239	Scarborough, Maine / Scarborough
85	Kaelan Chudzinski	Fr.	TE	6' 3"	236	Needham, Mass. / St. Sebastian's School
86	Danny Edgehill	R-Fr.	TE	6' 5"	250	Franklin, Mass. / Xaverian Brothers
88	Sedarius McConnell	R-Sr.	DL	6' 3"	279	Atlanta, Ga. / Westlake (Illinois)
88	Dawson Pough	Fr.	WR	6' 0"	193	Leesburg, Va. / Tuscarora
89	DJ Johnson	Fr.	TE	6' 2"	229	New Orleans, La. / Holy Cross
90	Ty Clemons	R-Sr.	DL	6' 3"	288	Decatur, Ala. / Sparkman
91	Makai Byerson	R-Fr.	DL	6' 4"	270	Richmond, Va. / Manchester (West Virginia)
92	Oney Nwosisi	Sr.	DL	6' 4"	256	Indianapolis, Ind. / Cardinal Ridge (Valparaiso/Muskingum)
93	Wen Stoudmire	R-Sr.	DT	6' 1"	292	Creston, Ohio / Norwayne
94	Jayzen Flint	R-Fr.	DL	6' 3"	251	Philadelphia, Pa. / West Catholic Prep
95	Liam Connor	Sr.	K	6' 2"	207	Leominster, Mass. / Middlesex School
95	Clive Wilson Jr.	R-Jr.	DE	6' 4"	267	Brooklyn, N.Y. / Chaney
96	Jayden Fry	Fr.	DE	6' 2"	243	Raleigh, N.C. / Rolesville
97	Chuck Nnaeto	Sr.	DL	6' 0"	312	Morristown, N.J. / Delbarton School (Elon)
98	Israel Oladipupo	Fr.	DL	6' 2"	242	Indianapolis, Ind. / Noblesville
99	Mike Bumpus	R-Sr.	DL	6' 3"	271	Jacksonville, Fla. / The Bolles School (Brown)
99	Luca Lombardo	R-Jr.	K	5' 11"	175	Westport, Conn. / Staples

Coaches

Bill O'Brien	Head Coach
Matt Applebaum	Offensive Line
Cory Robinson	Secondary
Jonathan DiBiasi	Quarterbacks
Savon Huggins	Running Backs
Will Lawing	Offensive Coordinator/Tight Ends (PB)
Tim Lewis	Defensive Coordinator (PB)
Dan O'Brien	Linebackers
Matt Thurin	Special Teams Coordinator/Safeties
Darrell Wyatt	Assistant Head Coach/Wide Receivers
Craig Fitzgerald	Director of Football Performance

ALPHABETICAL ROSTER AND PRONUNCATIONS

No.	Name	Year	Pos.	Ht.	Wt.	Hometown/High School (Previous School)
75	Pape Abdoulaye Sy	R-Fr.	OL	6' 6"	318	Dakar, Senegal / NFL Academy
53	Dwayne Allick	Gr.	OL	6' 2"	301	Laurel, Md. / DeMatha
18	Stevie Amar Jr.	Fr.	TE	6' 2"	228	Oxnard, Calif. / Oaks Christian
59	Micah Amedee	Fr.	DL	6' 2"	282	Brockton, Mass. / Xaverian Brothers
13	Enzo Arjona	R-Jr.	QB	5' 10"	204	Upper Saddle River, N.J. / Northern Highlands Markt (Monmouth)
41	Favor Bate	So.	DL	6' 1"	249	Lanham, Md. / Eleanor Roosevelt (Merrimack)
14	Nedrick Boldin Jr.	Fr.	WR	5' 11"	188	Pahokee, Fla. / Palm Beach Central
11	Lewis Bond	R-Sr.	WR	5' 11"	190	Chicago, Ill. / Kenwood Academy
47	Caden Bowling	R-Fr.	DL	6' 3"	237	New Canaan, Conn. / Brunswick School
71	Jude Bowry	R-Jr.	OL	6' 5"	311	Germantown, Md. / St. Frances Academy
56	E'la Boykin	So.	DL	6' 3"	241	Mount Olive, N.C. / Southern Wayne (Barton College)
34	Duke Brennan	Fr.	WR	6' 4"	183	Cleveland, Ohio / University School
20	Alex Broome	R-Jr.	RB	5' 6"	194	Nashville, Tenn. / Lipscomb Academy
99	Mike Bumpus	R-Sr.	DL	6' 3"	271	Jacksonville, Fla. / The Bolles School (Brown)
91	Makai Byerson	R-Fr.	DL	6' 4"	270	Richmond, Va. / Manchester (West Virginia)
76	Tanner Chlupsa	R-Fr.	OL	6' 3"	295	Westport, Conn. / Staples
85	Kaelan Chudzinski	Fr.	TE	6' 3"	236	Needham, Mass. / St. Sebastian's School
36	Hunter Clark	R-Jr.	RB	5' 11"	243	Greenwich, Conn. / Brunswick School (Connecticut)
90	Ty Clemons	R-Sr.	DL	6' 3"	288	Decatur, Ala. / Sparkman
79	Kevin Cline	Gr.	OL	6' 7"	320	Boca Raton, Fla. / Boca Raton Christian
84	Brady Clough	R-Fr.	TE	6' 3"	239	Scarborough, Maine / Scarborough
21	Charleston Coldon	Fr.	DB	5' 11"	188	East St. Louis, Ill. / Althoff Catholic
43	Griffin Collins	Fr.	LB	6' 3"	238	Longmeadow, Mass. / Worcester Academy
32	Charlie Comella	R-Fr.	DB	6' 1"	189	Wellesley, Mass. / Xaverian Brothers
7	Jake Coniglio	Fr.	QB	6' 1"	210	Tampa, Fla. / IMG Academy
95	Liam Connor	Sr.	K	6' 2"	207	Leominster, Mass. / Middlesex School
49	Cooper Crook	R-Fr.	LS	6' 4"	219	Knoxville, Tenn. / Knoxville Catholic
1	Daveon Crouch	Sr.	LB	6' 1"	227	Tampa, Fla. / Wharton
77	Michael Crouse	R-So.	OL	6' 4"	317	Schnecksville, Pa. / DeMatha Catholic
44	Ashton Cunningham	Fr.	DB	5' 9"	165	Tulsa, Okla. / Union
38	Tommy Cusick III	R-Fr.	DB	6' 1"	204	Naples, Fla. / First Baptist Academy
56	Eryx Daugherty	R-So.	OL	6' 3"	305	Troy, Mich. / Brother Rice
7	Carter Davis	R-So.	DB	6' 1"	190	Baltimore, Md. / Mount Saint Joseph
27	Omarion Davis	Fr.	DB	5' 11"	188	Charlotte, N.C. / Indian Land
46	Dominic DeSarno	Fr.	TE	6' 4"	224	Kensington, Md. / Georgetown Prep
78	Souleye Diawara	R-Fr.	OL	6' 9"	338	The Hague, Netherlands / Mt. Zion Prep (Md.)
42	Kemori Dixon	R-Fr.	LB	6' 1"	230	Danville, Va. / George Washington
29	Mekhi Dodd	Fr.	RB	6' 0"	210	Mattapan, Mass. / Catholic Memorial
80	Bryce Dopson	R-So.	WR	6' 1"	187	Snellville, Ga. / Brookwood (Kennesaw State)
86	Danny Edgehille	R-Fr.	TE	6' 5"	250	Franklin, Mass. / Xaverian Brothers
44	Palaie Faoa	R-So.	LB	6' 1"	223	Ewa Beach, Hawai'i / Bishop Gorman (Nev.)
16	Isaiah Farris	R-Jr.	DB	5' 11"	174	Broward County, Fla. / Cardinal Gibbons
33	Anthony Ferrucci	R-So.	RB	5' 7"	193	Fishers, Ind. / Guerin Catholic
16	Semaj Fleming	Fr.	WR	5' 8"	171	Orlando, Fla. / Edgewater
94	Jayzen Flint	R-Fr.	DL	6' 3"	251	Philadelphia, Pa. / West Catholic Prep
28	Shamus Florio	R-Sr.	K/P	6' 3"	205	Andover, Mass. / Andover (Yale)
37	Carson Fowler	Fr.	DB	6' 0"	195	Houston, Texas / Episcopal
17	Jeremiah Franklin	Sr.	TE	6' 3"	244	Walkersville, Md. / Walkersville
96	Jayden Fry	Fr.	DE	6' 2"	243	Raleigh, N.C. / Rolesville
72	Jack Funke	R-Jr.	OL	6' 6"	311	Needham, Mass. / Xaverian
38	Will Graves III	Fr.	WR	6' 3"	197	Norwalk, Conn. / The Brunswick School
30	TJ Green	Fr.	DB	5' 10"	176	San Diego, Calif. / Reynoldsburg
9	Josiah Griffin	R-So.	DL	6' 4"	257	Springfield, Mass. / Springfield Central
15	Shane Hanafin	R-Jr.	QB	6' 1"	215	Burlington, Mass. / Buckingham Browne & Nichols
4	Reed Harris	R-So.	WR	6' 5"	217	Great Falls, Mont. / Great Falls
34	Tim Hays	R-Jr.	LB	6' 1"	229	Concord, Mass. / Concord-Carlisle
26	Jason Hewlett Jr.	R-So.	LB	6' 3"	232	Youngstown, Ohio / Chaney (Michigan)
50	Sean Howard	R-Fr.	LB	5' 10"	206	McLean, Va. / St. John's
15	Quintavious Hutchins	R-Sr.	DL	6' 3"	240	Bessemer, Ala. / Bessemer City
24	Amari Jackson	Sr.	DB	5' 11"	190	McDonough, Ga. / Eagle's Landing
3	Grayson James	R-Sr.	QB	6' 3"	218	Lake Highlands, Texas / Duncanville (FIU)
51	Amir Johnson	R-So.	OL	6' 4"	310	Pemberton, N.J. / East Coast Prep (Merrimack)
89	DJ Johnson	Fr.	TE	6' 2"	229	New Orleans, La. / Holy Cross
26	Datrell Jones	R-So.	WR	5' 9"	188	Dorchester, Mass. / Catholic Memorial
39	Zach Kelly	R-So.	DB	5' 11"	193	Petaluma, Calif. / Cardinal Newman (Bryant)
17	Edwin Kolenge	R-Jr.	DL	6' 3"	252	Montreal, Quebec / Loomis Chaffee

No.	Name	Year	Pos.	Ht.	Wt.	Hometown/High School (Previous School)
69	Jadon Lafontant	R-Fr.	OL	6' 3"	321	Stratford, Conn. / The Brunswick School
32	Michael Landolfi	R-Fr.	WR	6' 0"	188	Hanover, Mass. / Lawrence Academy
48	Bryce Lewis	Fr.	DL	6' 5"	220	Roswell, Ga. / Blessed Trinity Catholic
19	Ty Lockwood	R-So.	TE	6' 4"	245	Thompson's Station, Tenn. / Independence (Alabama)
99	Luca Lombardo	R-Jr.	K	5' 11"	175	Westport, Conn. / Staples
9	Dylan Loneragan	R-So.	QB	6' 2"	211	Snellville, Ga. / Brookwood (Alabama)
35	Tim Longo	Fr.	WR	5' 9"	190	Northport, N.Y. / Milford Academy
81	Cedric Lott Jr.	R-Fr.	WR	6' 5"	218	Dallas, Texas / Horn
24	Bo McCormack III	Fr.	RB	5' 10"	198	Westford, Mass. / Buckingham Brown & Nichols
46	James Magerko	R-Fr.	DB	6' 0"	190	Wyckoff, N.J. / Ramapo
45	Ben Mann	R-Sr.	LS	6' 5"	232	Lancaster, Pa. / Manheim Township (Yale)
52	Chris Marable Jr.	R-So.	DL	6' 2"	305	Hilton Head Island, S.C. / Hilton Head (Wake Forest)
29	Cameron Martinez	Gr.	DB	5' 10"	188	Muskegon, Mich. / Muskegon (Ohio State)
73	Tommy Matheson	R-Sr.	OL	6' 3"	303	Gurnee, Ill. / Warren Township (Princeton)
88	Sedarius McConnell	R-Sr.	DL	6' 3"	279	Atlanta, Ga. / Westlake (Illinois)
5	Jordan McDonald	Sr.	RB	6' 1"	211	Atlanta, Ga. / Milton (UCF)
33	Owen McGowan	R-Sr.	LB	6' 0"	236	Canton, Mass. / Catholic Memorial
83	Luke McLaughlin	R-Sr.	WR	5' 10"	181	Hudson, Ohio / Hudson
35	Ashton McShane	So.	DB	5' 11"	194	Dallas, Texas / McKinney
58	Ryan Mickow	R-So.	OL	6' 7"	317	Broward County, Fla. / St. Thomas Aquinas
48	Zeke Moore	Jr.	TE	6' 0"	240	Roswell, Ga. / Roswell (FAU)
97	Chuck Nnaeto	Sr.	DL	6' 0"	312	Morristown, N.J. / Delbarton School (Elon)
92	Onye Nwosisi	Sr.	DL	6' 4"	256	Indianapolis, Ind. / Cardinal Ridge (Valparaiso/Muskingum)
98	Israel Oladipupo	Fr.	DL	6' 2"	242	Indianapolis, Ind. / Noblesville
23	Vaughn Pemberton	R-Sr.	LB	6' 0"	235	Chicago, Ill. / Loyola Academy (Ball State)
88	Dawson Pough	Fr.	WR	6' 0"	193	Leesburg, Va. / Tuscarora
2	KP Price	Jr.	DB	6' 1"	200	Baltimore, Md. / St. Frances Academy
52	Judah Pruitt	R-Fr.	OL	6' 4"	322	Newark, N.J. / Malcolm X Shabazz
25	Andy Quinn	Fr.	K/P	6' 4"	199	Galway, Ireland / NFL Academy
10	Shaker Reisig	Fr.	QB	6' 0"	199	Tulsa, Okla. / Union
2	Turbo Richard	So.	RB	5' 8"	207	Charlotte, N.C. / Northwestern
51	Sterling Sanders	Fr.	DL	6' 4"	291	Blythewood, S.C. / Blythewood
37	Zach Schnorrbusch	R-Fr.	WR	6' 1"	205	Wyckoff, N.J. / Ramapo
13	Nijta Sinkala	Fr.	DB	5' 11"	175	Winnipeg, Manitoba / St. Thomas More School
1	Jaedn Skeete	Jr.	WR	6' 2"	188	Hyde Park, Mass. / Catholic Memorial
55	Robert Smith IV	Fr.	OL	6' 3"	309	Cleveland, Ohio / Villa Angela - St. Joseph
8	Bryce Steele	R-Sr.	LB	6' 1"	224	Raleigh, N.C. / Millbrook
30	Sam Stone	R-So.	K/P	6' 0"	167	Austin, Texas / St. Michael's
93	Owen Stoudmire	R-Sr.	DT	6' 1"	292	Creston, Ohio / Norwayne
58	Will Straka	Sr.	LB	5' 11"	226	Mineral Point, Wis. / Mineral Point (Wisconsin-Platteville)
11	Rae Sykes Jr.	Fr.	DB	6' 1"	194	Rome, Ga. / Rome
65	Logan Taylor	R-Sr.	OL	6' 7"	312	Lunenburg, Nova Scotia / Episcopal (Virginia)
45	Max Tejpaal	Fr.	DB	6' 0"	171	Greenwich, Conn. / The Brunswick School
28	Zacari Thomas	Fr.	LB	5' 11"	210	Haddock, Ga. / Jones County
0	Omar Thornton	So.	DB	5' 11"	201	Carver Ranches, Fla. / American Heritage
10	Syair Torrence	So.	DB	5' 10"	197	Syracuse, N.Y. / Christian Brothers Academy
19	Marcelous Townsend	Fr.	DB	5' 10"	177	Dallas, Ga. / Blessed Trinity Catholic
3	Max Tucker	Jr.	DB	5' 11"	191	Hyde Park, Mass. / Catholic Memorial
20	Marcus Upton	Fr.	DB	5' 11"	199	Sicklerville, N.J. / Winslow Township
36	Billy Van Pelt	R-Jr.	LB	6' 1"	219	Houston, Texas / Strake Jesuit
21	VJ Wilkins	R-Jr.	WR	5' 9"	187	Prafftown, N.C. / Reagan (Campbell)
50	DJ Williams	Fr.	OL	6' 1"	290	Yonkers, N.Y. / Archbishop Stepinac
55	Kwan Williams	Sr.	DL	6' 2"	318	Baltimore, Md. / McDonogh School
95	Clive Wilson Jr.	R-Jr.	DE	6' 4"	267	Brooklyn, N.Y. / Chaney
54	Juan Zabal	R-Jr.	LB	6' 1"	224	Mexico City, Mexico / IMG Academy
82	Ismael Zamor	R-Jr.	WR	6' 0"	193	Everett, Mass. / Everett

#11 LEWIS BOND WR

RECEIVING	G-GS	Rec	Yds	TD	Lg	Avg/C
2021	2-0	1	6	0	6	6.0
2022	6-0	5	51	0	19	10.2
2023	13-9	52	646	7	42	12.4
2024	13-13	67	689	3	42	10.3
CAREER	34-22	125	1,392	10	49	11.1

#20 ALEX BROOME RB

		-----RUSHING-----					-----RECEIVING-----				
OFFENSE	G-GS	Att	Yds	TD	Lg	Avg/C	Rec	Yds	TD	Lg	Avg/C
2022	10-0	50	225	1	40t	4.5	26	166	1	14	6.4
2023	11-1	60	288	1	36	4.8	8	52	1	20	6.5
2024	*Injured										
CAREER	21-1	110	513	2	40t	4.6	34	218	2	20	6.45

#95 LIAM CONNOR K

FIELD GOALS	G	MADE	ATT	LONG	PCT.
2022	7	0	0	0	0.0
2023	13	11	13	45	78.6
2024	12	2	4	49	50.0
CAREER	32	13	17	49	76.5

#1 DAVEON CROUCH LB

DEFENSE	G-GS	UA	A	Total	TFL	Yds	PD	FF	FR	Sk	Yds
2022	11-0	1	0	1	0.0	0	0	0	0	0.0	0
2023	12-0	10	7	17	0.5	0	1	0	0	0.0	0
2024	13-13	34	43	77	6.5	28	4	2	0	2.0	13
CAREER	36-13	45	50	95	7.0	28	5	2	0	2.0	13

#7 CARTER DAVIS DB

DEFENSE	G-GS	UA	A	Total	TFL	Yds	PD	FF	FR	Sk	Yds	Int	Yds
2023	3-0	0	0	0	0.0	0	0	0	0	0.0	0	0	0
2024	13-10	33	19	52	1.0	1	3	3	0	0.0	0	3	26
CAREER	16-10	33	19	52	1.0	1	3	3	0	0.0	0	3	26

#17 JEREMIAH FRANKLIN TE

RECEIVING	G-GS	Rec	Yds	TD	Lg	Avg/C
2022	9-2	5	27	0	9	5.4
2023	13-7	12	166	1	30	13.8
2024	13-8	27	313	3	34	11.6
CAREER	35-17	44	504	4	34	11.4

#4 REED HARRIS WR

RECEIVING	G-GS	Rec	Yds	TD	Lg	Avg/C
2023	4-0	1	2	0	2	2.0
2024	13-11	17	486	4	72	28.6
CAREER	17-11	18	488	4	72	27.1

#15 QUINTAYVIOUS HUTCHINS DE

DEFENSE	G	UA	A	Total	TFL	Yds	FF	FR	Sk	Yds	QBH	Int
2021	---redshirted season---											
2022	11-0	0	2	2	0.0	0	0	0	0.0	0	0	0
2023	9-0	1	3	4	0.0	0	0	0	0.0	0	0	0
2024	13-7	14	17	31	5.5	30	1	1	3.5	24	7	1
CAREER	33-7	15	22	37	5.5	30	1	1	3.5	24	7	1

#24 AMARI JACKSON DB

DEFENSE	G-GS	UA	A	Total	TFL	Yds	PD	FF	FR	Sk	Yds	Int	Yds
2022	9-5	12	8	20	0.5	1	3	0	0	0.0	0	0	0
2023	13-13	29	5	34	3.5	5	2	0	0	0	0	1	30
2024	6-6	13	8	21	0	0	5	0	0	0	0	1	0
CAREER	28-24	54	21	75	4.0	6	10	0	0	0.0	0	2	30

#29 CAMERON MARTINEZ DB

[*Ohio State]

DEFENSE	G-GS	UA	A	Total	TFL	Yds	PD	FF	FR	Sk	Yds	Int	Yds
2020*	---redshirted season---												
2021*	13-2	14	9	23	0	0	4	0	0	0	0	1	61t
2022*	11-0	9	6	15	0	0	0	0	0	0	0	0	0
2023*	3-0	2	0	2	0	0	0	0	0	0	0	0	0
2024	11-1	20	8	28	3.0	3	3	0	0	1	7	1	1
AT BC	11-1	20	8	28	3.0	3	3	0	1	1.0	7	1	1
CAREER	38-3	45	25	68	3.0	3	7	0	1	1.0	7	2	106

#5 JORDAN MCDONALD RB

[*UCF]

		-----RUSHING-----					-----RECEIVING-----				
OFFENSE	G-GS	Att	Yds	TD	Lg	Avg/C	Rec	Yds	TD	Lg	Avg/C
2022*	13-0	11	43	1	9	6.6	0	0	0	0	0.0
2023*	11-0	18	56	3	10	5.2	1	33	0	33	33.0
2024	8-0	53	361	3	41	6.8	5	29	0	19	7.3
AT BC	8-0	53	361	3	41	6.8	5	29	0	19	7.3
CAREER	32-0	82	460	7	41	5.6	6	62	0	33	10.3

#33 OWEN MCGOWAN LB

DEFENSE	G-GS	UA	A	Total	TFL	Yds	PD	FF	FR	Sk	Yds
2021	2-0	0	0	0	0.0	0	0	0	0	0.0	0
2022	12-0	3	0	3	0.0	0	0	0	0	0.0	0
2023	13-0	6	2	8	0.0	0	0	0	0	0.0	0
2024	9-2	14	14	28	1.0	2	2	0	0	0.0	0
CAREER	36-2	23	16	39	1.0	2	2	0	0	0.0	0

#97 CHUCK NNAETO DL

[*Elon]

DEFENSE	G-GS	UA	A	Total	TFL	Yds	PD	FF	FR	Sk	Yds
2022*	8-1	5	4	9	0.0	0	0	0	0	0.5	7
2023*	10-6	6	4	10	3.0	0	0	0	0	1.5	5
2024*	12-11	7	10	17	2.0	0	0	1	0	0.0	0
CAREER	30-18	18	18	36	5.0	0	0	1	0	2.0	12

#92 ONYE NWOSISI DL

[*Valparaiso/Muskingum]

DEFENSE	G-GS	UA	A	Total	TFL	Yds	PD	FF	FR	Sk	Yds
2022*	9-0	5	4	9	0.0	0	0	0	0	0.5	7
2023*	11-3	15	17	32	3.5	10	0	1	1	2.0	7
2024*	9-0	11	29	40	5.0	21	0	1	0	2.5	17
CAREER	29-3	31	50	81	8.5	31	0	2	1	5.0	31

#2 KP PRICE DB

DEFENSE	G-GS	UA	A	Total	TFL	Yds	PD	FF	FR	Sk	Yds	Int	Yds
2023	12-1	8	2	10	0.0	0	0	0	0	0.0	0	0	0
2024	13-13	51	34	85	2.0	9	7	0	1	1.0	7	2	0
CAREER	25-14	59	36	95	2.0	9	7	0	1	1.0	7	2	0

#2 TURBO RICHARD RB

		-----RUSHING-----					-----RECEIVING-----				
OFFENSE	G-GS	Att	Yds	TD	Lg	Avg/C	Rec	Yds	TD	Lg	Avg/C
2024	8-0	55	278	2	30	5.1	2	62	0	50	31.0
CAREER	8-0	55	278	2	30	5.1	2	62	0	50	31.0

#6 JAEDN SKEETE WR

RECEIVING	G-GS	Rec	Yds	TD	Lg	Avg/C
2023	7-4	4	68	0	32	17.0
2024	8-4	18	189	1	27	10.5
CAREER	15-8	22	257	1	32	11.6

#2 BRYCE STEELE LB

DEFENSE	G-GS	UA	A	Total	TFL	Yds	PD	FF	FR	Sk	Yds
2021	11-0	14	13	27	0.5	0	0	0	0	0.0	0
2022	12-1	24	27	51	5.5	20	0	1	0	2.0	12
2023	---redshirted season (illness)---										
2024	4-0	5	3	8	0	0	0	0	0	0	0
CAREER	28-1	43	43	86	6.0	20	0	1	0	2.0	12

#93 OWEN STOUDMIRE DL

DEFENSE	G-GS	UA	A	Total	TFL	Yds	PD	FF	FR	Sk	Yds
2022	9-0	2	7	9	0.0	0	0	0	0	0.0	0
2023	10-0	4	5	9	0.0	0	0	0	0	0.0	0
2024	13-2	11	19	30	3.5	17	0	0	0	2.5	15
CAREER	32-2	17	31	48	3.5	17	0	0	0	2.5	15

#0 OMAR THORNTON DB

DEFENSE	G-GS	UA	A	Total	TFL	Yds	PD	FF	FR	Sk	Yds	Int	Yds
2024	11-3	21	8	29	3.5	7	0	1	1	0.0	0	0	0
CAREER	11-3	21	8	29	3.5	7	0	1	1	0.0	0	0	0

#3 MAX TUCKER DB

DEFENSE	G-GS	UA	A	Total	TFL	Yds	PD	FF	FR	Sk	Yds	Int	Yds
2023	10-3	4	2	6	0.0	0	2	0	0	0.0	0	0	0
2024	12-12	22	8	30	1.0	3	3	0	1	0.0	0	2	58
CAREER	22-15	26	10	36	1.0	3	5	0	1	0.0	0	2	58

#21 VJ WILKINS WR

[*Campbell]

	-----RUSHING-----							-----RECEIVING-----						
OFFENSE	G-GS	Att	Yds	TD	Lg	Avg/C	Rec	Yds	TD	Lg	Avg/C			
2022*	---redshirted season---													
2023*	11-0	2	15	0	13	7.5	36	405	3	54	10.5			
2024*	11-0	11	14	0	8	1.3	38	510	6	75t	13.4			
CAREER	22-0	13	29	0	13	4.4	74	915	9	75t	11.9			

OFFENSE

LT	71	Jude Bowry (6-5, 315, R-Jr.)
	75	Pape Abdoulaye Sy (6-6, 318, R-Fr.)
LG	56	Eryx Daugherty (6-3, 310, R-So.)
	73	Tommy Matheson (6-3, 303, R-Sr.)
C	77	Michael Crounse (6-4, 317, R-So.)
	53	Dwayne Allick (6-2, 301, Gr.)
RG	65	Logan Taylor (6-7, 315, R-Sr.)
	52	Judah Pruitt (6-4, 315, R-Fr.) OR
	55	Robert Smith IV (6-3, 310, Fr.)
RT	79	Kevin Cline (6-7, 320, Gr.)
	58	Ryan Mickow (6-7, 317, R-So.)
QB	9	Dylan Lonergan (6-2, 211, R-So.)
	3	Grayson James (6-3, 218, R-Sr.)
	10	Shaker Reisig (6-0, 199, Fr.)
RB	2	Turbo Richard (5-8, 207, So.)
	5	Jordan McDonald (6-1, 211, Sr.)
	24	Bo McCormack III (5-10, 198, Fr.)
	20	Alex Broome (5-6, 194, R-Jr.)
TE	17	Jeremiah Franklin (6-3, 244, Sr.)
	19	Ty Lockwood (6-4, 245, R-So.)
	48	Zeke Moore (6-0, 240 Jr.)
	85	Kaelan Chudzinski (6-3, 236, Fr.)
WR	4	Reed Harris (6-5, 217, R-So.)
	21	V.J. Wilkins (5-9, 187, R-Jr.)
WR	11	Lewis Bond (5-11, 190, R-Sr.)
	83	Luke McLaughlin (5-10, 181, R-Sr.)
WR	88	Dawson Pough (6-0, 193, Fr.)
	82	Ismael Zamor (6-0, 193, R-Jr.)
	1	Jaedn Skeete (6-2, 188, Jr.)

DEFENSE

DE	17	Edwin Kolenge (6-3, 252, R-Jr.)
	41	Favor Bate (6-1, 249, So.)
	9	Josiah Griffin (6-4, 257, R-So.)
	94	Jayzen Flint (6-3, 251, R-Fr.)
DT	55	Kwan Williams (6-2, 318, Sr.)
	52	Chris Marable Jr. (6-2, 305, R-So.)
	59	Micah Amedee (6-2, 282, Fr.)

DT	88	Sedarius McConnell (6-3, 279, R-Sr.)
	90	Ty Clemons (6-3, 288, R-Sr.)
	91	Makai Byerson (6-4, 270, R-Fr.)
DE	15	Quintayvious Hutchins (6-3, 240, R-Sr.)
	56	E'Lla Boykin (6-3, 241, So.)
	98	Israel Oladipupo (6-2, 242, Fr.)
	96	Jayden Fry (6-2, 243, Fr.)
LB	33	Owen McGowan (6-0, 236, R-Sr.)
	26	Jason Hewlett Jr. (6-3, 232, R-So.)
LB	1	Daveon Crouch (6-1, 227, Sr.)
	8	Bryce Steele (6-1, 224, R-Sr.)
	28	Zacari Thomas (5-11, 210, Fr.)
NB	29	Cameron Martinez (5-10, 188, Gr.)
	30	T.J. Green (5-10, 176, Fr.)
CB	3	Max Tucker (5-11, 191, Jr.)
	24	Amari Jackson (5-11, 188, Sr.)
	14	Ashton Cunningham (5-9, 165, Fr.)
CB	16	Isaiah Farris (5-11, 174, R-Jr.)
	35	Ashton McShane (5-11, 194, So.)
S	0	Omar Thornton (5-11, 201, So.)
	32	Charlie Comella (6-1, 189, R-Fr.)
	19	Marcelous Townsend (5-10, 177, Fr.)
S	2	KP Price (6-1, 200, Jr.)
	7	Carter Davis (6-1, 190, R-So.)
	27	Omarion Davis (5-11, 188, Fr.)
S	7	Carter Davis (6-1, 190, R-So.)
	32	Charlie Comella (6-1, 189, R-Fr.)
	20	Marcus Upton (5-11, 199, Fr.)

SPECIALISTS

LS	45	Ben Mann (6-5, 232, R-Sr.) OR
	49	Cooper Crook (6-4, 219, R-Fr.)
P	28	Shamus Florio (6-3, 205, R-Sr.)
	25	Andy Quinn (6-4, 199, Fr.)
K	99	Luca Lombardo (5-11, 175, R-Jr.)
	95	Liam Connor (6-2, 207, Sr.)
PR	16	Isaiah Farris (5-11, 174, R-Jr.)
	29	Cameron Martinez (5-10, 185, Gr.)
KR	30	T.J. Green (5-10, 176, Fr.)
	24	Bo McCormack III (5-10, 198, Fr.)

Opponent

Fordham	Bowry (LT)	Daugherty (LG)	Allick (C)	Taylor (RG)	Cline (RT)	Franklin (TE)	Loneragan (QB)	Richard (RB)	Harris (WR)	Bond (WR)	Skeete (WR)
Michigan State	Bowry (LT)	Daugherty (LG)	Allick (C)	Taylor (RG)	Cline (RT)	Franklin (TE)	Loneragan (QB)	Richard (RB)	Harris (WR)	Bond (WR)	Skeete (WR)
Stanford	Bowry (LT)	Daugherty (LG)	Allick (C)	Taylor (RG)	Cline (RT)	Franklin (TE)	Loneragan (QB)	Richard (RB)	Harris (WR)	Bond (WR)	Skeete (WR)
California	Taylor (LT)	Daugherty (LG)	Crounse (C)	Smith (RG)	Cline (RT)	Franklin (TE)	Loneragan (QB)	Richard (RB)	Harris (WR)	Bond (WR)	Pough (WR)
Pittsburgh	Bowry (LT)	Daugherty (LG)	Crounse (C)	Taylor (RG)	Cline (RT)	Franklin (TE)	Loneragan (QB)	Richard (RB)	Harris (WR)	Bond (WR)	Pough (WR)
Clemson											
Connecticut											
Louisville											
Notre Dame											
SMU											
Georgia Tech											
Syracuse											

Opponent

Fordham	Kolenge (DE)	Williams (DT)	McConnell (DT)	Hutchins (DE)	Crouch (LB)	Hewlett Jr. (LB)	Price (SS)	Jackson (CB)	Davis (FS)	Thornton (NB)	Torrence (CB)
Michigan State	Kolenge (DE)	Williams (DT)	McConnell (DT)	Stoudmire (DT)	Hutchins (DE)	Crouch (LB)	Hewlett Jr. (LB)	Price (SS)	Jackson (CB)	Davis (FS)	Torrence (CB)
Stanford	Kolenge (DE)	Williams (DT)	McConnell (DT)	Marable Jr. (DT)	Hutchins (DE)	Crouch (LB)	McGowan (LB)	Price (SS)	Farris (CB)	Thornton (FS)	Tucker (CB)
California	Kolenge (DE)	Williams (DT)	McConnell (DT)	Stoudmire (DT)	Hutchins (DE)	Steele (LB)	McGowan (LB)	Price (SS)	Farris (CB)	Thornton (FS)	Tucker (CB)
Pittsburgh	Kolenge (DE)	McConnell (DT)	Stoudmire (DT)	Bate (DE)	McGowan (LB)	Price (S)	Farris (CB)	Thornton (S)	Tucker (CB)	Davis (S)	Martinez (CB)
Clemson											
Connecticut											
Louisville											
Notre Dame											
SMU											
Georgia Tech											
Syracuse											

Opponent

Fordham	Lombardo (KO)	Lombardo (FG)	Florio (P)	MacCormack III (KR)	Farris (PR)	Mann (LS)	Florio (HL)
Michigan State	Lombardo (KO)	Lombardo (FG)	Florio (P)	MacCormack III (KR)	Farris (PR)	Mann (LS)	Florio (HL)
Stanford	Lombardo (KO)	Lombardo (FG)	Florio (P)	Wilkins (KR)	Farris (PR)	Mann (LS)	Florio (HL)
California	Quinn (KO)	Lombardo (FG)	Florio (P)	Green (KR)	Martinez (PR)	Mann (LS)	Florio (HL)
Pittsburgh	Quinn (KO)	Lombardo (FG)	Florio (P)	Green (KR)	Martinez (PR)	Mann (LS)	Florio (HL)
Clemson							
Connecticut							
Louisville							
Notre Dame							
SMU							
Georgia Tech							
Syracuse							

LAST MEETING

Oct. 8, 2022

Alumni Stadium - Chestnut Hill, MA

Score by Quarters	1	2	3	4	Final
Clemson	3	7	7	14	31
Boston College	0	3	0	0	3

Scoring Summary:

1st	CLE	Potter	35 yard field goal
2nd	BC	Lytton	30 yard field goal
2nd	CLE	Shipley	1 yard run (Potter kick)
3rd	CLE	Ngata	38 yard pass from Uiagalelei (Potter kick)
4th	CLE	Collins	10 yard pass from Uiagalelei (Potter kick)
4th	CLE	Spector	13 yard pass from Uiagalelei (Potter kick)

Team Statistics	CLE	BC
First Downs	20	13
Rushing Yards	144	25
Passing Yards	220	220
Total Yards	364	245
Penalties-Yards	2-10	3-35

Rushing	Att.	Yards	TD
Uiagalelei, CLE	12	76	0
Coleman, BC	11	37	0
Mafah, CLE	7	37	0

Receiving	Rec.	Yards	TD
Flowers, BC	8	75	0
Collins, CLE	4	58	1
Ngata, CLE	3	47	1
Williams, BC	2	41	0

Passing	C-A-I	Yards	TD
Uiagalelei, CLE	18-32-1	220	3
Jurkovec, BC	19-40-0	188	0
Morehead, BC	1-2-0	32	0

BC-CLEMSON SERIES HISTORY

Boston College trails 9-21-2

Home: 6-10-1

Away: 3-10-1

Neutral: 0-1

Last 10 meetings

Year	Result	Location
2012	L, 31-45	Chestnut Hill, Mass.
2013	L, 14-24	Clemson, S.C.
2014	L, 13-17	Chestnut Hill, Mass.
2015	L, 17-34	Clemson, S.C.
2016	L, 10-56	Chestnut Hill, Mass.
2017	L, 7-34	Clemson, S.C.
2018	L, 7-27	Chestnut Hill, Mass.
2019	L, 7-59	Clemson, S.C.
2020	L, 28-34	Clemson, S.C.
2021	L, 13-19	Clemson, S.C.
2022	L, 3-31	Chestnut Hill, Mass.

FRIENDLY FOE

- There will be a familiar face in Chestnut Hill Saturday evening for Redshirt-Junior Shane Hanafin, as his brother, Ronan, plays Safety for Clemson.
- Saturday's matchup marks the first time the Hanafins have squared off against each other at the collegiate level.
- Shane joined Boston College in 2022 as a walk-on quarterback from the Buckingham Browne & Nichols School in Massachusetts.
- Ronan joined Clemson in 2023 as the team's first Massachusetts signee since Christian Wilkins in 2015.

MOMENTS THAT MATTERED

» Jan. 1, 1940 - Clemson 6, Boston College 3

In Boston College's first bowl game, the Eagles ended a nine-win 1939 campaign with a New Year's date with Clemson at the Cotton Bowl.

The Tigers' Banks McFadden knocked down three passes into the end zone by Eagle quarterback Charlie O'Rourke in the fourth quarter as BC drove to the Clemson eight-yard line, but failed to score.

Boston College played without leading rusher Lou Montgomery; the first Black athlete in BC history. Due to Jim Crow laws of the South and disgraceful "gentlemen's agreements" prohibiting Black players from competing against segregated universities, Montgomery was forced to stay behind.

» Sept. 11, 1982 - Boston College 17, Clemson 17

The Eagles earned a 17-17 tie with the No. 16 and defending National Champion Tigers in a nationally-televised game on CBS in South Carolina.

Doug Flutie led BC from 14-0 down to take a 17-14 lead. Clemson tied the game on a 43-yard Donald Igwebuike field goal. The Eagles later missed a 50-yard attempt and Clemson missed a 43-yarder with eight seconds remaining.

» Sept. 9, 2006 - Boston College 34, Clemson 33 (ot)

LV Whitworth scored the game-winning touchdown in OT as the Eagles took down the No. 15 Tigers at Alumni Stadium.

Matt Ryan went 22-for-38 for 212 yards and Jeff Smith provided a spark for the Eagles with a 96-yard kick return touchdown.

» Nov. 7, 2007 - Boston College 20, Clemson 17

No. 18 BC knocked off No. 15 Clemson in Death Valley, 20-17.

Matt Ryan threw for 315 yards on 31-for-47 passing, including the game-winning touchdown with 1:46 left to Rich Gunnell; a 40-yard score.

» Nov. 1, 2008 - Clemson 27, Boston College 21

No. 20 Clemson scored twice in the final eight minutes to defeat No. 23 Boston College and earn interim head coach Dabo Swinney his first career win.

» Nov. 11, 2018 - Clemson 27, Boston College 7

No. 17 Boston College hosted No. 2 Clemson in primetime on ABC following a visit from ESPN's College Gameday to Chestnut Hill.

The Tigers scored first on a field goal and BC took its lone lead of the night on the eventual National Champions on a Michael Walker 74-yard punt return touchdown.

Clemson scored 24 unanswered and its defense shutdown the Eagles, who were playing without injured quarterback Anthony Brown, who went down in the first quarter.



O'ROURKE MCFADDEN TROPHY

LEATHER HELMET

- To be awarded annually to the winner of the Boston College-Clemson football game by the Boston College Gridiron Club.
- A genuine leather helmet will be awarded annually to the game's MVP. The helmet will be a replica of the one worn in the 1940s.
- The Boston College Gridiron Club initiated this award in recognition of the efforts of the Clemson fans to welcome BC into the ACC.
- The trophy honors the rich football tradition of both schools as well as the legacy of a great player from each school who played during the leather helmet era.

- Clemson and Boston College met for the first time in the 1940 Cotton Bowl. It was the first bowl game for each team.
- Clemson won the game, 6-3, led by James "Banks" McFadden, an All America quarterback and the first Clemson player to be elected to the College Football Hall of Fame.
- That same day Boston College was led by Chuckin' Charlie O'Rourke, their All America quarterback.
- The loss to Clemson was the last of O'Rourke's career, as he led BC to an undefeated 1940 season and National Championship.
- O'Rourke was the first Boston College player elected to the College Football Hall of Fame.
- The teams have met 32 times and Clemson has the edge, 21-9-2.
- Games have been played at historic venues like the Cotton Bowl, Fenway Park, Braves Field, Memorial Stadium and Alumni Stadium.

CHARLES C. O'ROURKE	SERIES HISTORY				JAMES MCFADDEN
<ul style="list-style-type: none"> • Also known as Chuckin' Charlie. • He quarterbacked the BC football team to one of its most famous wins. It was his 24-yard run late in the fourth quarter that gave the Eagles a 19-13 victory over Tennessee in the 1941 Sugar Bowl, staking BC's claim to the national championship. • He was also the first Boston College player inducted into the National Football Foundation and College Football Hall of Fame. • O'Rourke was Boston College's first major quarterback and is one of the most important players in the school's history. In three seasons, he completed 60-of-150 passes for 1,108 yards and 14 touchdowns. • He went on to play quarterback and defensiveback for the Chicago Bears, Los Angeles Dons and Baltimore Colts. • Aside from his two years as an NFL coach, O'Rourke was head football coach at UMass from 1952-1959. In eight seasons, he compiled a 21-39-4 record with one winning season. • He served as commissioner of the Pop Warner League, a national organization of junior football teams. 	Year	Score	Winner	Location	<ul style="list-style-type: none"> • Also known as Bonnie Banks. • Named All-American in both basketball (1938-39) and football (1939). • Led Clemson to its first conference basketball championship (1939). • Led Clemson to its first bowl game and victory over Boston College in the 1940 Cotton Bowl. • Held Clemson punting record (435) for 40 years (1939-1979). • First Clemson player invited to participate in the College All-Star Game in Chicago. • Charter member in the Athletic Hall of Fame and Clemson Ring of Honor. • Charter member in the South Carolina Athletic Hall of Fame. • First Clemson player ever chosen for the National Football Foundation Hall of Fame. • Highest NFL draft pick in Clemson history (No. 4 in entire 1940 draft) until 2021.
	1939	3-6	Clemson	Cotton Bowl	
	1941	13-26	Clemson	Fenway Park	
	1942	14-7	Boston College	Fenway Park	
	1947	32-22	Boston College	Braves Field	
	1948	19-26	Clemson	Braves Field	
	1949	40-27	Boston College	Clemson	
	1950	14-35	Clemson	Braves Field	
	1951	2-21	Clemson	Clemson	
	1952	0-13	Clemson	Braves Field	
	1953	14-14	-	Fenway Park	
	1958	12-34	Clemson	Clemson	
	1960	25-14	Boston College	Chestnut Hill	
	1982	17-17	-	Clemson	
	1983	31-16	Boston College	Chestnut Hill	
	2005	16-13 (ot)	Boston College	Clemson	
	2006	34-33 (2ot)	Boston College	Chestnut Hill	
	2007	20-17	Boston College	Clemson	
	2008	21-27	Clemson	Chestnut Hill	
	2009	7-25	Clemson	Clemson	
	2010	16-10	Boston College	Chestnut Hill	
	2011	14-31	Clemson	Clemson	
	2012	31-45	Clemson	Chestnut Hill	
	2013	14-24	Clemson	Clemson	
	2014	13-17	Clemson	Chestnut Hill	
	2015	17-34	Clemson	Clemson	
	2016	10-56	Clemson	Chestnut Hill	
	2017	7-34	Clemson	Clemson	
	2018	7-27	Clemson	Chestnut Hill	
	2019	7-59	Clemson	Clemson	
	2020	28-34	Clemson	Clemson	
	2021	13-19	Clemson	Clemson	
	2022	3-31	Clemson	Chestnut Hill	

TEAM

*Rushing***Rushed for 300 yards**

BC: 313, Syracuse (11/9/24)
Opp: 368, at Virginia Tech (10/17/24)

Rushed for 400 yards

BC: 496 at Syracuse (11/2/19)
Opp: 515, Notre Dame (9/16/17)

Rushed for 500 yards

BC: 549 at Massachusetts (11/24/73)
Opp: 515, Notre Dame (9/16/17)

Rushed 50 times

BC: 52, North Carolina (11/23/24)
Opp: 54, Wake Forest (11/27/21)

Rushed 60 times

BC: 61, at Army (10/7/23)
Opp: 65, Army (10/5/13)

Rushed 70 times

BC: 71 vs. Northwestern (9/12/92)
Opp: 76, Georgia Tech (10/20/12)

Rushed for 3 touchdowns

BC: 3, California (9/27/25)
Opp: 3, Louisville (9/23/23)

Rushed for 4 touchdowns

BC: 4, at Army (10/7/23)
Opp: 5, at Virginia Tech (10/17/24)

Rushed for 5 touchdowns

BC: 5 at Syracuse (11/2/19)
Opp: 5, at Virginia Tech (10/17/24)

Rushed for 6 or more touchdowns

BC: 8 vs. Howard (9/12/15)
Opp: 7, Notre Dame (9/16/17)

*Passing***Passed for 300 yards**

BC: 333 at Stanford (9/13/25)
Opp: 331 at Pittsburgh (10/4/25)

Passed for 400 yards

BC: 468 vs. Fordham (8/30/25)
Opp: 428, Louisville (10/5/19)

Passed 50 times

BC: 51 at Virginia Tech (10/17/20)
Opp: 50, Penn State (12/27/14)

Completed 25 passes

BC: 26, Nebraska (12/28/24)
Opp: 28, Louisville (10/25/24)

Completed 30 passes

BC: 34 at Michigan State (9/6/25)
Opp: 32 at Pittsburgh (10/4/25)

Threw 3 touchdown passes

BC: 3 vs Louisville (10/25/24)
Opp: 3, Pittsburgh (11/30/25)

Threw 4 touchdown passes

BC: 4 at Michigan State (9/6/25)
Opp: 4 at Pittsburgh (10/4/25)

Threw 5 touchdown passes

BC: 5 vs Fordham (8/30/25)
Opp: 5, Louisville (9/23/23)

Had 3 passes intercepted

BC: 3 at Notre Dame (11/19/22)
Opp: 3, North Carolina (11/23/24)

*Total Offense***Gained 300 or more yards total offense in a half**

BC: 350 in first half vs Duquesne (9/7/24)
Opp: 331 in first half at Pittsburgh (10/4/25)

Gained 400 yards total offense

BC: 457 at Michigan State (9/6/25)
Opp: 438, at SMU (11/16/24)

Gained 500 yards total offense

BC: 555, Fordham (8/30/25)
Opp: 503 at Pittsburgh (10/4/25)

Gained 600 or more yards total offense

BC: 691 at Syracuse (11/2/19)
Opp: 600, Virginia Tech (11/11/23)

Gained 100 or fewer yards total offense

BC: 83 at Louisville (10/24/15)
Opp: 67 vs. Buffalo (10/1/16)

*Scoring***Scored 60 or more points**

BC: 66-10 vs. Fordham (8/30/25)
Opp: 62-28, Colorado (12/31/99)

Won by 50 or more points

BC: 66-10 vs. Fordham (8/30/25)
Opp: 59-7, Clemson (10/26/19)

Scored a safety

BC: vs. Syracuse (11/9/24)
Opp: Florida State (11/20/21)

Scored defensive extra points

BC: vs. Nebraska (12/28/24), kick blocked by Max Tucker, returned by Ashton McShane
Opp: North Carolina (10/3/20), two-point try intercepted and returned by Trey Morrison

Shutout opponent

BC: 56-0 vs. Duquesne (9/7/24)
Opp: 0-44 at Notre Dame (11/19/22)

Both teams scoreless after first half

vs. Wake Forest (10/10/15 -- Lost, 0-3)

Trailed after first half and won

BC: vs. Western Kentucky (9/28/24 -- W, 21-20 -- trailed 17-7)
Opp: Louisville (10/25/24 -- W, 31-27 -- trailed 7-20)

Trailed after three quarters and won

BC: vs. Western Kentucky (9/28/24 -- W, 21-20 -- trailed 20-7)
Opp: Louisville (10/25/24 -- W, 31-27 -- trailed 17-27)

Returned 2 punts for a touchdown

BC: DeJuan Tribble (41 yards) and Will Blackmon (71 yards) at West Virginia (11/13/04)
Opp: Cristos Argys (32 yards) and Spencer Gilliam (1 yard - blocked), Holy Cross (9/8/18)

Returned 2 interceptions for a touchdown

BC: Jamie Silva (65 yards) and Nick Larkin (7 yards) vs. Bowling Green (10/6/07)
Opp: Artell Hawkins (38 yards) and Shaun Ferguson (48 yards), Cincinnati (9/27/97)

Returned 2 fumbles for a touchdown

BC: Nick Clancy (16 yards) and Kevin Pierre-Louis (96 yards) vs. UMass (9/24/11)
Opp: Kevin Patterson (15 yards) and Kyle Wilber (2 yards), Wake Forest (11/22/08)

*Turnovers***Did not commit a turnover**

BC: Fordham (8/30/25)
Opp: Missouri (9/14/24)

Committed five or more turnovers

BC: 5 (3 fumbles, 2 INTs) at Virginia Tech (10/17/20)
Opp: 5 (3 fumbles, 2 INTs) at Duke (9/19/20)

*Special Teams***Did not punt**

BC: at Syracuse (10/2/93)
Opp: Notre Dame (11/14/20)

Recovered an onside kick

BC: vs. Florida State (9/16/23)
Opp: Virginia Tech (11/11/23)

INDIVIDUAL

*Rushing***Rushed for 100 or more yards**

BC: Kye Robichaux (198), vs. Syracuse (11/9/24)
Opp: Micah Ford (157), at Stanford (9/13/25)

Rushed for 200 or more yards

BC: 242, AJ Dillon at Syracuse (11/2/19)
Opp: Bhayshul Tuten (266), at Virginia Tech (10/17/24)

Rushed for 4 touchdowns

BC: 4, Thomas Castellanos at Army (10/7/23)
Opp: 4, Ryquell Armstead, Temple (9/29/18)

Had a 60 yard touchdown run

BC: 67, Pat Garwo vs. Missouri (9/25/21)
Opp: 83, Bhayshul Tuten, at Virginia Tech (10/17/24)

Had a 70 yard touchdown run

BC: 74, David Bailey at Syracuse (11/2/19)
Opp: 75, Micah Ford at Stanford (9/13/25)

Had a 80 yard touchdown run

BC: 80, Jeff Smith vs. Notre Dame (11/21/15)
Opp: 83, Bhayshul Tuten, at Virginia Tech (10/17/24)

*Passing***Passed for 300 or more yards**

BC: 333, Dylan Longeran at Stanford (9/13/25)
Opp: 323, Mason Heintschel, Pittsburgh (10/4/25)

Passed for 400 or more yards

BC: 520, Dennis Grosel, at Virginia (12/5/20)
Opp: 420, DeShaun Watson, Clemson (10/17/15)

Attempted 50 passes

BC: 51, Phil Jurkovec, at Virginia Tech (10/17/20)
Opp: 50, Christian Hackenberg, Penn State (12/27/14)

Completed 30 passes

BC: 37, Phil Jurkovec, North Carolina (10/3/20)
34, Dylan Longeran, at Michigan State (9/06/25)
Opp: 30, Mason Heintschel, Pittsburgh (10/4/25)

Threw 4 touchdown passes

BC: 4, Dylan Longeran at Michigan State (9/6/25)
Opp: 4, Aidan Chiles, Michigan State (9/6/25)

Threw 5 or more touchdown passes

BC: 5, Anthony Brown, at Wake Forest (9/13/18)
Opp: 5, Jack Plummer, Louisville (9/23/23)

Threw 3 or more interceptions

BC: 3, Emmett Morehead, at Notre Dame (11/19/22)
Opp: 3, Jacolby Criswell, North Carolina (11/23/24)

*Receiving***Caught 10 passes**

BC: 11, 2x, Lewis Bond, at Michigan State (9/6/25)
Opp: 11, Cornell Powell, Clemson (10/31/20)

Caught 3 touchdown passes

BC: 3, Zay Flowers, vs. Pittsburgh (10/10/20)
Opp: 3, Michael Campanaro, Wake Forest (11/3/12)

Had 100 yards receiving

BC: 141, Reed Harris, at Stanford (9/13/25)
Opp: 115, Kenny Johnson, Pittsburgh (10/4/25)

Had 200 yards receiving

BC: 226, Gerard Phelan at Miami (11/23/84)
Opp: 222, Antonio Bryant, Pittsburgh (10/21/00)

Touchdown reception of 50 or more yards

BC: 54, Kamari Morales from Thomas Castellanos vs. Louisville (10/25/24)
Opp: 61, Bub Means, Pittsburgh (11/16/23)

Touchdown reception of 60 or more yards

BC: 67, Reed Harris from Thomas Castellanos at Missouri (9/14/24)
Opp: 61, Bub Means, Pittsburgh (11/16/23)

Touchdown reception of 70 or more yards

BC: 72, Reed Harris from Thomas Castellanos vs. Duquesne (9/7/24)
Opp: 75, Jawhar Jordan, Louisville (9/23/23)

*Combination Offense***Teammates with 100 or more yards rushing**

BC: Kye Robichaux (198) and Jordan McDonald (133), Syracuse (11/9/24)
Opp: Hendon Hooker (164) and Khalil Herbert (143), Virginia Tech (10/17/20)

Teammates with 100 or more yards receiving

BC: Clarence Gannon (115) and Pete Mitchell (110) vs. Pittsburgh (11/13/93)
Opp: Jackson Meeks (105) and Oronde Gadsen (102), vs. Syracuse (11/9/24)

100-yard rusher and receiver

BC: Treshaun Ward (102) and Lewis Bond (102) vs. Michigan State (9/21/24)
Opp: Nate Noel (121) and Luther Burden (117), Missouri (9/14/24)

*Scoring***Returned a kickoff for a touchdown**

BC: Travis Levy (96 yards), at UMass (9/11/21)
Opp: Chris Culliver (95 yards), North Carolina (11/23/24)

Returned a punt for a touchdown

BC: Michael Walker (74 yards) vs. Clemson (11/10/18)
Opp: Courtney Jackson (64 yards), Syracuse (10/23/21)

Returned a blocked punt for a touchdown

BC: Travis Levy (0 yards) vs. Louisville (10/13/18), blocked by Nolan Borgersen
Opp: Malik Garte (0 yards), Wake Forest (9/13/18)

Returned a blocked field goal for a touchdown

BC: Brandon Sebastian (58 yards), vs. Cincinnati (1/2/20), blocked by Mike Palmer

Returned an interception for a touchdown

BC: Daveon Crouch (28 yards), Fordham (8/30/25)
Opp: Colin Wright (19 yards), Stanford (9/13/25)

Returned a fumble for a touchdown

BC: Khari Johnson (18 yards), vs. Florida State (9/16/23)
Opp: Jonas Sanker (40 yards), Virginia (10/5/24)

Kicked a field goal of 50 or more yards

BC: Luca Lombardo (51 yards), at Stanford (9/13/25)
Opp: Ben Sauls (57 yards), Pittsburgh (11/30/24)

*Special Teams***Made 3 field goals**

BC: 3, Liam Connor (42, 45, 33), vs. Pittsburgh (11/16/23)
Opp: 3, Collin Rogers (35, 41, 37), at SMU (11/16/24)

Missed 3 field goals

BC: 3, Ryan Ohliger (42, 36, 30) vs. Virginia (10/8/05)
Opp: 3, Joey Slye (34, 29, 26), Virginia Tech (10/7/17)

Attempted 5 field goals

BC: 5, Aaron Boumerhi (3-for-5) at Syracuse (11/7/20)
Opp: 5, Jeff Budzien (5-for-5), Northwestern (9/15/12)

Blocked a punt

BC: Charlie Comella, vs. Fordham (8/30/25)
Opp: Team, Wake Forest (9/13/18)

Blocked a field goal

BC: K.P. Price, vs. SMU (12/28/23)
Opp: Etinosa Reuben, Clemson (10/8/22)

Blocked a PAT

BC: Max Tucker, vs. Nebraska (12/28/24)
Opp: Tyler Williams, Wake Forest (10/22/22)

*Defense***Intercepted 2 or more passes**

BC: 2, Elijah Jones, at Syracuse (11/3/23)
Opp: 2, Dorian Strong, Virginia Tech (11/11/23)

Recorded 15 or more tackles

BC: 16, Isaiah McDuffie vs. Notre Dame (11/14/20)
Opp: 16, Kobe Wilson, at SMU (11/16/24)

Recorded 20 or more tackles

BC: 25, Nick Clancy at Northwestern (9/15/12)
Opp: 22, Hamsah Nasirildeen, Florida State (11/9/19)

Recorded 3 or more sacks

BC: 3.5, Donovan Ezeiruaku vs. Pittsburgh (11/30/24)
Opp: 4.0, Antwaun Powell-Ryland, 83, at Virginia Tech (10/17/24)

#1 JAEDN SKEETE WR

Receptions.....6, at Virginia (10/5/24)
 Receiving yards.....61, Connecticut (10/28/23)
 Receiving touchdowns.....2, Fordham (9/6/25)
 Longest reception.....34, Connecticut (10/28/23)

#2 TURBO RICHARD RB

Rush attempts.....15, Duquesne (9/7/24)
 Receptions.....7, at Michigan State (9/6/25)
 Rush yards.....74, Duquesne (9/7/24)
 Receptions.....83, at Stanford (9/13/25)
 Long rush.....30, at Virginia Tech (10/17/24)
 Longest reception.....50, Duquesne (9/7/24)
 Rushing touchdowns.....1, 4x (Last: Michigan State, 9/6/25)
 Receiving touchdowns.....1, 2x (Last: Stanford, (9/13/25)

#4 REED HARRIS WR

Receptions.....7, at Stanford (9/13/25)
 Receiving yards.....141, Stanford (9/13/25)
 Longest reception.....72, Duquesne (9/7/24)
 Touchdowns1, 6x (Last: Michigan State, 9/6/25)

#5 JORDAN McDONALD RB

Rush attempts.....15, Syracuse (11/9/24)
 Rush yards.....133, Syracuse (11/9/24)
 Long rush.....41, Syracuse (11/9/24)
 Rushing touchdowns.....1, 4x (Last: Stanford, 9/13/25)

#9 DYLAN LONGERAN QB

Completions.....34, at Michigan State (9/6/25)
 Passing Yards390, at Michigan State (9/6/25)
 Touchdowns4, 2x (Last: Michigan State, 9/6/25)
 Longest Pass.....56 at Michigan State (9/6/25)

#11 LEWIS BOND WR

Receptions.....11, 2x Last (9/6/25)
 Receiving yards.....138,Fordham (9/30/23)
 Longest reception.....49, Duquesne, (9/7/24)
 Receiving touchdown.....2, Louisville (9/23/23)
 Rushing touchdown1, Maine (9/17/22)

#17 JEREMIAH FRANKLIN TE

Receptions.....8, at Michigan State (9/6/25)
 Receiving yards.....84, at Michigan State (9/6/25)
 Longest reception.....32 at Pittsburgh (10/4/25)
 Touchdowns1, 4x (Last: Michigan State, 9/6/25)

#21 VJ WILKINS

Receptions.....10, vs Elon (9/23/23)
 Rush attempts.....5, at Rhode Island (9/14/24)
 Receiving yards.....172, at Delaware (11/16/24)
 Rush yards.....60, vs NC Central (10/05/24)
 Longest reception.....75, at Delaware (11/16/24)
 Long rush.....55, vs NC Central (10/05/24)
 Rushing touchdowns.....1, vs NC Central (10/05/24)
 Receiving touchdowns.....2, 3x at Delaware (11/16/24)

DEFENSIVE/SPECIAL TEAMS CAREER HIGHS

#0 OMAR THORNTON DB

Tackles12, at Michigan State (9/6/25)
Tackles for loss3, at Michigan State (9/6/25)
Interceptions
Pass breakups
Forced Fumbles1, 2x at Pittsburgh (10/4/25)
Sacks1, at Michigan State (9/6/25)

#1 DAVEON CROUCH LB

Tackles14, vs. Nebraska (12/28/24)
Tackles for loss2.5, vs. Nebraska (12/28/24)
Pass breakups1, 4x (Last: Stanford (9/13/25)
Forced fumbles1, 2x (Last: vs. Nebraska, 12/28/24)

#2 KP PRICE DB

Tackles10, 2x (Last: at Pittsburgh (10/4/25)
Tackles for loss1, 2x (Last: Stanford (9/13/25)
Sacks1.0, North Carolina (11/23/24)
Pass breakups1, 3x (Last: Syracuse (11/9/24)
Interception1, 2x (Last: vs. Nebraska, 12/28/24)

#3 MAX TUCKER DB

Tackles5, 3x (Last: at Pittsburgh (10/4/25)
Tackles for loss
Interceptions1, 2x (Last: Michigan State, (9/21/24)
Pass breakups1, 2x (Last: Louisville, (10/25/24)
Fumble recoveries1, at Virginia Tech (10/17/24)

#5 BRYCE STEELE LB

Tackles7, 3x (Last: at Connecticut, 10/22/22)
Tackles for loss1.5, 2x (Last: at NC State, 11/12/22)
Sacks1.0, 2x (Last: Syracuse, 11/26/22)

#7 CARTER DAVIS DB

Tackles9, 2x at Michigan State (9/24)
Pass breakups2, at Virginia (10/5/24)
Interceptions1, 3x (Last: North Carolina (11/23/24)
Forced fumbles1, 3x (Last: Pittsburgh (11/30/24)

#10 SYAIR TORRENCE DB

Tackles10, at Virginia (10/5/24)
Tackles for loss1.0, North Carolina (11/23/24)
Sacks1.0, North Carolina (11/23/24)
Pass breakups2, Fordham (8/30/25)
Interception1, 2x (Last: vs. Nebraska, 12/28/24)

#15 QUINTAYVIOUS HUTCHINS DL

Tackles7, 3x (Last: at Connecticut, 10/22/22)
Tackles for loss1.5, 2x (Last: at NC State, 11/12/22)
Sacks1.0, 2x (Last: Syracuse, 11/26/22)

#17 EDWIN KOLENGE DL

Tackles6, 2x (Last: at Pittsburgh (10/4/25)
Tackles for loss1, 3x (Last: vs SMU (12/28/23)
Sacks1, 2x (Last: at Syracuse (11/03/23)

#33 OWEN MCGOWAN LB

Tackles8, 2x (Last: at Stanford, 9/13/25)
Tackles for loss2, at Michigan State, 9/6/25)
Sacks1, at Michigan State (9/6/25)

#88 SEDARIUS MCCONNELL DL

Tackles3, Fordham (8/30/25)
Tackles for loss1.5, Fordham (8/30/25)
Sacks1, 2x (Last: at Pittsburgh (10/04/25)

#28 SHAMUS FLORIO

Longest Punt63, Stanford, (9/13/25)
Inside 201, 2x (Last: at Michigan State (9/6/25)

#99 LUCA LOMBARDO K

Kick PATs9, Fordham (8/30/25)
Longest Field Goal51, at Stanford, (9/13/25)

TOUCHDOWN DRIVES

Quarter	Time	Scoring Play	Plays	Yards	TOP	Score (BC-OPP)
Fordham						
1st	8:31	McDonald 11 yard pass from Longeran (Lombardo kick)	13	71	6:24	7-0
1st	5:58	Skeete 11 yard pass from Longeran (Lombardo kick)	6	84	2:39	14-3
2nd	1:44	Skeete 13 yard pass from Longeran (Lombardo kick)	10	82	1:18	21-3
3rd	14:47	Crouch 28 yard interception return (Lombardo kick)	--	--	--	28-3
3rd	9:28	Harris 17 yard pass from Longeran (Lombardo kick)	9	51	4:07	38-3
3rd	3:02	Richard 4 yard run (Lombardo kick)	5	19	2:32	45-3
4th	14:21	Broome 1 yard run (Lombardo kick)	7	84	3:25	52-3
4th	9:39	MacCormack III 2 yard run (Lombardo kick)	2	57	0:28	59-3
4th	5:00	Pough 22 yard pass from James (Lombardo kick)	6	75	3:05	66-10
Michigan State						
2nd	12:50	Richard 8 yard pass from Longeran (Lombardo kick)	6	88	3:03	7-7
2nd	7:45	Skeete 12 yard pass from Longeran (Lombardo kick)	8	49	3:12	14-7
2nd	0:31	Reed 14 yard pass from Longeran (Lombardo kick)	10	80	5:04	21-14
ot1	0:00	Franklin 6 yard pass from Longeran (Lombardo kick)	4	25	--	34-34
ot2	0:00	Richard 8 yard run ()	2	25	--	40-34
Stanford						
2nd	10:43	Richard 49 yard pass from Longeran (Lombardo kick)	5	73	2:02	10-6
2nd	8:04	McDonald 2 yard run (Lombardo kick)	4	74	1:35	17-6
California						
1st	8:56	Longeran 7 yard run (Lombardo kick)	12	84	5:54	7-0
1st	7:47	Richard 27 yard run (Lombardo kick)	2	27	0:15	14-0
4th	13:15	Richard 71 yard run (Lombardo kick)	1	71	0:12	24-21
Pittsburgh						
4th	1:57	Chudzinski 3 yard pass from Reisig (Lombardo kick)	9	80	4:01	48-7

Offensive Touchdown Breakdown

Yards	TD Drives	Poss. Time	TD Drives	Plays	TD Drives
1-9	--	0:01-0:30	1	1	--
10-19	1	0:31-1:00	--	2	2
20-29	2	1:01-1:30	1	3	--
30-39	--	1:31-2:00	1	4	2
40-49	1	2:01-3:00	3	5	2
50-59	2	3:01-4:00	4	6	3
60-69	--	4:01-5:00	2	7	1
70-79	4	5:01-6:00	1	8	1
80-89	6	6:01-7:00	1	9	--
90-99	--	7:01 +	--	10	2
				11+	1

Drive Superlatives

Most Plays on a TD Drive 13 vs Fordham (McDonald 11 yard receiving TD) 12 vs California (Longeran 7 yard rush TD) Fewest Plays on a TD Drive 1 vs California (Richard 71 yard rush TD) 2, 3x vs California (Richard 27 yard rush TD) Longest TD Drive (yards) 88 at Michigan State	(Richard 8 yard receiving TD) 84, 2x vs California (Longeran 7 yard rush TD) Shortest TD Drive (yards) 19 vs. Fordham (Richard 4 yard rush TD) Longest TD Drive (time) 6:24 vs. Fordham (McDonald 11 yard receiving TD) 5:54 vs California (Longeran 7 yard rush TD)	Shortest TD Drive (time) 0:12 vs California (Richard 71 yard rush TD) 0:15 vs California (Richard 27 yard rush TD)
--	--	---

2025 GAME RECAPS

8/30/25 • Alumni Stadium • Chestnut Hill, Mass.									
 Fordham Rams								10	
 Boston College Eagles								66	

FULL GAME

FORDHAM

RUSHING	No.	Gain	Loss	Net	TD	Lg	Avg
Ricky Parks	9	20	2	18	0	5	2.0
Jamell James	7	11	2	9	0	4	1.3
Gunner Smith	10	32	3	0	1	10	0.0
Jacob Rodriguez	1	0	11	-11	0	0	-11.0
Totals:	27	63	47	16	1	10	0.6

PASSING	C-A-I	Yds	TD	Long	Sack
Gunner Smith	20-39-1	152	0	20	3
Totals:	20-39-1	152	0	20	3

RECEIVING	TAR	No.	Yards	YAC	TD	Long
Nodin Tracy	8	3	34	14	0	20
Matt Buron	3	3	21	4	0	13
Ricky Gonzalez II	5	2	23	20	0	18
Jamell James	2	2	22	31	0	16
Jabiri Carter	4	2	13	13	0	8
KJ Reed	3	2	11	0	0	13
Jack Freeburg	5	2	9	12	0	7
Jack Betten	2	1	15	16	0	15
Jacob Rodriguez	1	1	2	4	0	2
Troy Wornell	1	1	2	0	0	2
Jaden Allen	3	1	0	2	0	0
Boogie Owens	1	0	0	0	0	0
Totals:	38	20	152	116	0	20

PUNTING	No.	Yds	Avg	Long	In20	TB
Will Haslett	7	327	46.7	59	1	0
Dominic Sansone	3	114	38.0	42	1	0
TEAM	1	0	0.0	0	0	0
Totals:	11	441	40.1	59	2	0

RETURNS	Punt	No	Yds	Lg	Kickoff	No	Yds	Lg	Intercept	No	Yds	Lg
Alex Kemper	1	1	0	0	0	0	0	0	0	0	0	0
Yohan-Li Louis	0	0	0	4	79	36	0	0	0	0	0	0
Totals:	1	1	1	4	79	36	0	0	0	0	0	0

FIELD GOALS	Qtr	Time	Dist	Result	
Bennett Henderson	1st	06:04	46	GOOD	
KICKOFFS	No.	Yards	Avg	TB	OB

ALL-PURPOSE	Rush	Rcv	KR	PR	IR	Total
Yohan-Li Louis	0	0	79	0	0	79
Nodin Tracy	0	34	0	0	0	34
Jamell James	9	22	0	0	0	31
Ricky Gonzalez II	0	23	0	0	0	23

FUMBLES
Fordham - Jacob Rodriguez 1-0

BOSTON COLLEGE



RUSHING	No.	Gain	Loss	Net	TD	Lg	Avg
Turbo Richard	16	49	1	48	1	8	3.0
Jordan McDonald	6	29	0	29	0	5	3.3
Anthony Ferrucci	4	14	0	14	0	5	3.5
Bo MacCormack III	3	9	0	9	1	5	3.0
Grayson James	1	9	0	9	0	9	9.0
Alex Broome	4	4	3	1	1	2	0.2
Alex Broome	1	0	1	-1	0	0	-1.0
TEAM	4	6	9	-3	0	5	-0.8
Dylan Loneragan	1	0	0	0	0	0	0.0
Totals:	39	111	14	97	3	9	2.5

PASSING	C-A-I	Yds	TD	Long	Sack
Dylan Loneragan	26-34-0	268	4	32	2
Grayson James	5-5-0	190	1	55	0
Totals:	31-39-0	458	5	55	2

RECEIVING	TAR	No.	Yards	YAC	TD	Long
Lewis Bond	12	11	138	77	0	32
Jeremiah Franklin	6	5	50	17	0	21
Dawson Pough	3	3	96	40	1	52
Luke McLaughlin	4	3	49	26	0	39
Jaedn Skeete	4	2	24	1	2	13
Reed Harris	3	2	23	2	1	17
Jordan McDonald	2	2	13	5	1	11
VJ Wilkins	2	1	55	6	0	55
Kaelan Chudzinski	1	1	5	0	0	5
Brady Clough	1	1	5	3	0	5
Turbo Richard	1	0	0	0	0	0
Totals:	39	31	458	177	5	55

PUNTING	No.	Yds	Avg	Long	In20	TB
Shamus Florio	4	188	47.0	63	1	1
Totals:	4	188	47.0	63	1	1

RETURN	Punt			Kickoff			Intercept				
	No	Yds	Lg	No	Yds	Lg	No	Yds	Lg		
Isiah Farris	6	45	20	0	0	0	0	0	0		
Charlie Cornetta	1	20	20	0	0	0	0	0	0		
Michael Landolfi	1	24	24	0	0	0	0	0	0		
Bo MacCormack III	0	0	0	2	37	22	0	0	0		
Daveon Crouch	0	0	0	0	0	0	1	28	28		
Totals:	8	89	24	2	37	22	1	28	28		
FIELD GOALS	Qtr			Time			Dist			Result	
Luca Lombardo				3rd	10:59			48	GOOD		
KICKOFFS				No.			Yards	Avg	TB	OB	
Luca Lombardo				6	381			63.5	2	0	
Andy Quinn				5	322			64.4	4	0	
ALL-PURPOSE				Rush			Rcv	KR	PR	IR	Total
Lewis Bond				0			138	0	0	0	138
Dawson Pough				0			96	0	0	0	96
VJ Wilkins				0			55	0	0	0	55
Jeremiah Franklin				0			50	0	0	0	50

9/6/25 • Spartan Stadium • East Lansing, MI									
 Boston College Eagles								40	
 Michigan State Spartans								42	

FULL GAME

BOSTON COLLEGE

RUSHING	No.	Gain	Loss	Net	TD	Lg	Avg
Turbo Richard	13	57	2	55	1	9	4.2
Jordan McDonald	5	14	2	12	0	8	2.4
Dylan Loneragan	2	2	0	2	0	2	1.0
Lewis Bond	3	9	7	2	0	7	0.7
Bo MacCormack III	1	0	0	0	0	0	0.0
Reed Harris	1	0	4	-4	0	0	-4.0
Totals:	25	82	15	67	1	9	2.7

PASSING	C-A-I	Yds	TD	Long	Sack
Dylan Loneragan	34-45-0	390	4	56	0
Totals:	34-45-0	390	4	56	0

RECEIVING	TAR	No.	Yards	YAC	TD	Long
Lewis Bond	15	11	90	54	0	19
Jeremiah Franklin	12	8	84	37	1	18
Turbo Richard	7	7	66	66	1	21
Jaedn Skeete	4	3	43	18	1	18
Reed Harris	2	2	32	0	1	18
VJ Wilkins	1	1	56	18	0	56
Ty Lockwood	2	1	14	7	0	14
Jordan McDonald	2	1	5	9	0	5
Totals:	45	34	390	209	4	56

PUNTING	No.	Yds	Avg	Long	In20	TB
Shamus Florio	4	171	42.8	48	1	0
Totals:	4	171	42.8	48	1	0

RETURNS	Punt	No	Yds	Lg	Kickoff	No	Yds	Lg	Intercept	No	Yds	Lg
Bo MacCormack III	0	0	0	3	54	20	0	0	0	0	0	0
Totals:	0	0	0	3	54	20	0	0	0	0	0	0

FIELD GOALS		Qtr	Time	Dist	Result		
Luca Lombardo		3rd	07:00	37	GOOD		
Luca Lombardo		4th	01:16	38	GOOD		
KICKOFFS		No.	Yards	Avg	TB	OB	
Luca Lombardo		6	325	54.2	0	0	
ALL-PURPOSE		Rush	Rcv	KR	PR	IR	Total
Turbo Richard		55	66	0	0	0	121
Lewis Bond		2	90	0	0	0	92
Jeremiah Franklin		0	84	0	0	0	84
VJ Wilkins		0	56	0	0	0	56
FUMBLES							
Boston College - Turbo Richard 1-1							
Michigan St., Omar Kelly 2-1							

FUMBLES
Boston College - Turbo Richard 1-1
Michigan St. - Omar Kelly 2-1

9/13/25 • Stanford Stadium • Palo Alto, CA									
 Boston College Eagles								20	
 Stanford Cardinal								30	

FULL GAME

BOSTON COLLEGE

RUSHING	No.	Gain	Loss	Net	TD	Lg	Avg
Turbo Richard	14	58	3	55	0	13	3.9
Jordan McDonald	4	14	0	14	1	7	3.5
Dylan Loneragan	5	12	25	-13	0	8	-2.6
Totals:	23	84	28	56	1	13	2.4

PASSING	C-A-I	Yds	TD	Long	Sack
Dylan Loneragan	30-44-1	333	1	49	2
Totals:	30-44-1	333	1	49	2


RECEIVING	TAR	No.	Yards	YAC	TD	Long
Reed Harris	10	7	141	24	0	46
Lewis Bond	10	7	47	35	0	11
Jeremiah Franklin	10	6	41	14	0	13
Turbo Richard	7	5	83	73	1	49
Jordan McDonald	2	2	12	14	0	10
Kaelan Chudzinski	2	1	11	0	0	11
Zeke Moore	1	1	4	6	0	4
VJ Wilkins	1	1	-6	0	0	0
Jaedn Skeete	1	0	0	0	0	0
Totals:	44	30	333	166	1	49

PUNTING	No.	Yds	Avg	Long	In20	TB
Shamus Florio	5	187	37.4	43	0	0
Totals:	5	187	37.4	43	0	0

RETURNS	Punt	No	Yds	Lg	Kickoff	No	Yds	Lg	Intercept	No	Yds	Lg
Isiah Farris	0	12	12	0	0	0	0	0	0	0	0	0
VJ Wilkins	1	0	0	2	38	21	0	0	0	0	0	0
Totals:	1	12	12	2	38	21	0	0	0	0	0	0

FIELD GOALS	Qtr	Time	Dist	Result
Luca Lombardo	2nd	13:38	51	GOOD
Luca Lombardo	2nd	00:00	31	GOOD

KICKOFFS	No.	Yards	Avg	TB	OB	
Luca Lombardo	4	247	61.8	0	0	
ALL-PURPOSE	Rush	Rcv	KR	PR	IR	Total
Reed Harris	0	141	0	0	0	141
Turbo Richard	55	83	0	0	0	138
Lewis Bond	0	47	0	0	0	47
Jeremiah Franklin	0	41	0	0	0	41

10/4/25 • Acrisure Stadium • Pittsburgh, PA			
Boston College Eagles		7	
Pittsburgh Panthers		48	

Full Game

BOSTON COLLEGE

RUSHING		No.	Gain	Loss	Net	TD	Lg	Avg
Jordan McDonald		5	31	0	31	0	10	6.2
Bo MacCormack III		9	20	3	17	0	7	1.9
Turbo Richard		6	5	3	2	0	3	0.3
TEAM		1	0	3	-3	0	0	-3.0
Dylan Loneragan		3	2	22	-20	0	2	-6.7
Totals:		24	58	31	27	0	10	1.1
PASSING		C-A-I	Yds	TD	Long	Sack		
Dylan Loneragan		9-18-0	89	0	32	2		
Grayson James		2-9-1	30	0	21	0		
Shaker Reisig		3-3-0	70	1	45	0		
Totals:		14-30-1	189	1	45	2		
RECEIVING		TAR	No.	Yards	YAC	TD	Long	
Kaelan Chudzinski		4	3	70	18	1	45	
Reed Harris		6	2	35	7	0	24	
Jeremiah Franklin		3	2	35	18	0	32	
Lewis Bond		5	2	14	20	0	9	
Luke McLaughlin		3	1	21	1	0	21	
Jordan McDonald		2	1	11	11	0	11	
Dawson Pough		2	1	4	1	0	4	
Bo MacCormack III		2	1	2	5	0	2	
Turbo Richard		1	1	-3	5	0	0	
Semaj Fleming		1	0	0	0	0	0	
Sedarious McConnell		1	0	0	0	0	0	
Totals:		30	14	189	86	1	45	

PUNTING		No.	Yds	Avg	Long	In20	TB	
Shamus Florio		5	210	42.0	56	0	0	
Andy Quinn		1	42	42.0	42	0	0	
Totals:		6	252	42.0	56	0	0	
RETURNS		Punt			Kickoff		Intercept	
		No	Yds	Lg	No	Yds	Lg	
Cameron Martinez		1	9	9	0	0	0	0
T.J. Green		0	0	0	2	35	19	0
Bo MacCormack III		0	0	0	1	10	10	0
Totals:		1	9	9	3	45	19	0
FIELD GOALS		Qtr		Time	Dist	Result		

KICKOFFS		No.	Yards	Avg	TB	OB	
Andy Quinn		2	126	63.0	0	0	
ALL-PURPOSE		Rush	Rcv	KR	PR	IR	Total
Kaelan Chudzinski		0	70	0	0	0	70
Jordan McDonald		31	11	0	0	0	42
Reed Harris		0	35	0	0	0	35
Jeremiah Franklin		0	35	0	0	0	35

FUMBLES
Boston College - Jeremiah Franklin 1-1,Dylan Loneragan 1-1
Pitt - Justin Holmes 1-0

PITT

RUSHING		No.	Gain	Loss	Net	TD	Lg	Avg
Ja'Kyrian Turner		12	67	0	67	1	19	5.6
Juelz Goff		17	59	0	59	1	16	3.5
Mason Heintschel		10	42	14	28	0	13	2.8
Eli Holstein		2	14	0	14	0	8	7.0
Caleb Williams		2	4	0	4	0	2	2.0
Totals:		43	186	14	172	2	19	4.0
PASSING		C-A-I	Yds	TD	Long	Sack		
Mason Heintschel		30-41-0	323	4	25	2		
Eli Holstein		2-4-0	8	0	4	0		
Totals:		32-45-0	331	4	25	2		
RECEIVING		TAR	No.	Yards	YAC	TD	Long	
Kenny Johnson		11	9	115	43	1	21	
Justin Holmes		3	3	40	22	1	22	
Malachi Thomas		3	3	22	13	0	11	
Ja'Kyrian Turner		2	2	32	25	0	25	
Juelz Goff		3	2	28	35	0	15	
Bryce Yates		2	2	22	12	0	16	
Zion Fowler-El		4	2	20	4	1	18	
Raphael Williams Jr.		5	2	18	11	0	15	
Deuce Spann		4	2	12	7	1	10	
Jake Overman		2	2	11	6	0	9	
Josh Altsman		2	2	7	1	0	4	
Tony Kinsler		1	1	4	8	0	4	
Cataurus Hicks		1	0	0	0	0	0	
Cam Sapp		1	0	0	0	0	0	
Totals:		44	32	331	187	4	25	
PUNTING		No.	Yds	Avg	Long	In20	TB	
Caleb Junko		3	140	46.7	55	0	1	
Totals:		3	140	46.7	55	0	1	

RETURNS		Punt			Kickoff			Intercept		
		No	Yds	Lg	No	Yds	Lg	No	Yds	Lg
Kenny Johnson		1	-1	0	0	0	0	0	0	0
Deuce Spann		0	0	0	1	26	26	0	0	0
Shadarian Harrison		0	0	0	0	0	0	1	0	0
Totals:		1	-1	0	1	26	26	1	0	0
FIELD GOALS		Qtr	Time	Dist	Result					
Trey Butkowski		1st	00:39	31	GOOD					
Trey Butkowski		4th	08:28	47	GOOD					
KICKOFFS		No.	Yards	Avg	TB	OB				
Samuel Carpenter		9	579	64.3	6	0				
ALL-PURPOSE		Rush	Rcv	KR	PR	IR	Total			
Kenny Johnson		0	115	0	-1	0	114			
Ja'Kyrian Turner		67	32	0	0	0	99			
Juelz Goff		59	28	0	0	0	87			
Justin Holmes		0	40	0	0	0	40			

TEAM RECORDS

Total Yards

1. 557.....Virginia, Carquest Bowl (1/1/1994)
2. 533.....Houston, Cotton Bowl (1/1/1985)
3. 491.....Toledo, Motor City Bowl (12/26/2002)

Fewest Total Yards Allowed

1. 124.....Kansas State, Aloha Bowl (12/25/1994)
2. 200.....Iowa, Pinstripe Bowl (12/27/2017)
- 200.....Vanderbilt, Music City Bowl (12/31/2008)

Passing Yards

1. 391.....Virginia, Carquest Bowl (1/1/1994)
2. 342.....Toledo, Motor City Bowl (12/26/2002)
3. 316.....Georgia, Hall of Fame Bowl (12/23/1986)

Fewest Passing Yards Allowed

1. 35.....Clemson, Cotton Bowl (1/1/1940)
2. 81.....Navy, Meineke Car Care Bowl (12/30/2006)
3. 94.....Alabama, Orange Bowl (1/1/1943)

Rushing Yards

1. 353.....Houston, Cotton Bowl (1/1/1985)
2. 289.....Penn State, Pinstripe Bowl (12/27/2014)
3. 262.....SMU, Fenway Bowl (12/28/2023)

Fewest Rushing Yards Allowed

1. -61.....Kansas State, Aloha Bowl (12/25/1994)
2. 43.....Boise State, MPC Computers Bowl (12/28/2005)
3. 79.....Vanderbilt, Music City Bowl (12/31/2008)

Points

1. 51.....Toledo, Motor City Bowl (12/26/2002)
2. 45.....Houston, Cotton Bowl (1/1/1985)
3. 37.....North Carolina, Continental Tire Bowl (12/30/2004)

Fewest Points Allowed

1. 6.....Clemson, Cotton Bowl (1/1/1940)
2. 7.....Kansas State, Aloha Bowl (12/25/1994)
3. 13.....Virginia, Carquest Bowl (1/1/1994)

Passing Attempts

1. 52.....Georgia, Hall of Fame Bowl (12/23/1986)
2. 47.....Michigan State, Champs Sports Bowl (12/28/2007)
3. 41.....Nebraska, Pinstripe Bowl (12/28/2024)

Completions

1. 35.....Toledo, Motor City Bowl (12/26/2002)
- 35.....North Carolina, Continental Tire Bowl (12/30/2004)
3. 31.....Georgia, Hall of Fame Bowl (12/23/1986)

Rushing Attempts

1. 52.....Maryland, Quick Lane Bowl (12/26/2016)
2. 47.....Georgia, Music City Bowl (12/28/2001)
3. 46.....North Carolina, Continental Tire Bowl (12/30/2004)
- 46.....Penn State, Pinstripe Bowl (12/27/2014)

INDIVIDUAL RECORDS

Passing Yards

1. 391.....Glenn Foley, Virginia, Carquest Bowl (1/1/1994)
2. 342.....Brian St. Pierre, Toledo, Motor City Bowl (12/26/2002)
3. 316.....Shawn Halloran, Georgia, Hall of Fame Bowl (12/23/1986)
4. 301.....Grayson James, Nebraska, Pinstripe Bowl (12/28/2024)
5. 299.....Doug Flutie, Auburn, Tangerine Bowl (12/18/1982)
6. 287.....Doug Flutie, Notre Dame, Liberty Bowl (12/29/1983)
7. 268.....Glenn Foley, Tennessee, Hall of Fame Bowl (1/1/1993)
8. 256...Matt Ryan, Boise State, MPC Computers Bowl (12/28/2005)
9. 249... Matt Ryan, Michigan State, Champs Sports Bowl (12/28/2007)
10. 242...Matt Ryan, Navy, Meineke Car Care Bowl (12/30/2006)
11. 236... Paul Peterson, North Carolina, Continental Tire Bowl (12/30/2004)
12. 224... Paul Peterson, Colorado State, San Francisco Bowl (12/31/2003)
13. 218.....Dave Shinskie, USC, Emerald Bowl (12/26/2009)
14. 209... Tim Hasselbeck, Arizona State, Aloha Bowl (12/25/2000)
15. 208.....Darius Wade, Iowa, Pinstripe Bowl (12/27/2017)

Passing Touchdowns

1. 3... Matt Ryan, Michigan State, Champs Sports Bowl (12/28/2007)
- 3... Matt Ryan, Boise State, MPC Computers Bowl (12/28/2005)
- 3.....Brian St. Pierre, Toledo, Motor City Bowl (12/26/2002)
- 3.....Glenn Foley, Virginia, Carquest Bowl (1/1/1994)
- 3.....Doug Flutie, Houston, Cotton Bowl (1/1/1985)
- 3.....Doug Flutie, Notre Dame, Liberty Bowl (12/29/1983)
- 2.....
(Last: Patrick Towles, Maryland, Quick Lane Bowl, 12/26/2016)

Passing Attempts

1. 52... Shawn Halloran, Georgia, Hall of Fame Bowl (12/23/1986)
2. 47... Matt Ryan, Michigan State, Champs Sports Bowl (12/28/2007)
3. 46.....Glenn Foley, Tennessee, Hall of Fame Bowl (1/1/1993)
4. 41.....Grayson James, Nebraska, Pinstripe Bowl (12/28/2024)
5. 38.....Doug Flutie, Auburn, Tangerine Bowl (12/18/1982)
6. 37.....Doug Flutie, Notre Dame, Liberty Bowl (12/29/1983)
7. 36....Dominique Davis, Vanderbilt, Music City Bowl (12/31/2008)
- 36...Matt Ryan, Boise State, MPC Computers Bowl (12/28/2005)
- 36.....Glenn Foley, Virginia, Carquest Bowl (1/1/1994)
10. 35.....Brian St. Pierre, Toledo, Motor City Bowl (12/26/2002)
12. 34...Chase Rettig, Nevada, Kraft Fight Hunger Bowl (1/9/2011)
12. 33.....Dave Shinskie, USC, Emerald Bowl (12/26/2009)
- 33... Paul Peterson, North Carolina, Continental Tire Bowl (12/30/2004)
- 32... Tim Hasselbeck, Colorado, Insight.com Bowl (12/31/1999)
15. 29.....Matt Ryan, Navy, Meineke Car Care Bowl (12/30/2006)
- 29.....Mark Hartsell, Kansas State, Aloha Bowl (12/25/1994)

Rushing Yards

1. 196.....Troy Stradford, Houston, Cotton Bowl (1/1/1985)
2. 174.....Andre Callender, North Carolina, Continental Tire Bowl (12/30/2004)
3. 157.....AJ Dillon, Iowa, Pinstripe Bowl (12/27/2017)
4. 156.....Thomas Castellanos, SMU, Fenway Bowl (12/28/2023)
5. 149.....William Green, Georgia, Music City Bowl (12/28/2001)
6. 148.....Jon Hilliman, Penn State, Pinstripe Bowl (12/27/2014)
7. 122 ..Derrick Knight, Colorado State, San Francisco Bowl (12/31/2003)
- 122Troy Stradford, Georgia, Hall of Fame Bowl (12/23/1986)
9. 121.....David Green, Kansas State, Aloha Bowl (12/25/1994)
10. 109..Cedric Washington, Arizona State, Aloha Bowl (12/25/2000)

Rushing Attempts

1. 35.....William Green, Georgia, Music City Bowl (12/28/2001)
2. 32.....AJ Dillon, Iowa, Pinstripe Bowl (12/27/2017)
3. 30....Derrick Knight, Colorado State, San Francisco Bowl (12/31/2003)
4. 29.....Jon Hilliman, Maryland, Quick Lane Bowl (12/26/2016)
5. 28.....David Green, Kansas State, Aloha Bowl (12/25/1994)
6. 26....Andre Williams, Arizona, Independence Bowl (12/31/2013)
- 26....Andre Callender, North Carolina, Continental Tire Bowl (12/30/2004)
8. 25.....Jon Hilliman, Penn State, Pinstripe Bowl (12/27/2014)
9. 23.....Montel Harris, USC, Emerald Bowl (12/26/2009)
10. 22....Cedric Washington, Arizona State, Aloha Bowl (12/25/2000)
- 22.....Darnell Campbell, Virginia, Carquest Bowl (1/1/1994)

Rushing Touchdowns

1. 3.....Derrick Knight, Colorado State, San Francisco Bowl (12/31/2003)
2. 2.....Thomas Castellanos, SMU, Fenway Bowl (12/28/2023)
- 2.....Cedric Washington, Arizona State, Aloha Bowl (12/25/2000)
4. 1.....14x

Receptions

1. 10...Alex Amidon, Arizona, Independence Bowl (12/31/2013)
2. 9.....Pete Mitchell, Tennessee, Hall of Fame Bowl (1/1/1993)
- 9.....Kelvin Martin, Georgia, Hall of Fame Bowl (12/23/1986)
4. 7.....Lewis Bond, Nebraska, Pinstripe Bowl (12/28/2024)
- 7.....Tommy Sweeney, Iowa, Pinstripe Bowl (12/27/2017)
- 7.....Pete Mitchell, Virginia, Carquest Bowl (1/1/1994)
- 7.....Gerard Phelan, Houston, Cotton Bowl (1/1/1985)
- 7.....Brian Brennan, Auburn, Tangerine Bowl (12/18/1982)
9. 6.....Rich Gunnell, USC, Emerald Bowl (12/26/2009)
- 6...Rich Gunnell, Michigan State, Champs Sports Bowl (12/28/2007)

Receiving Yards

1. 149.....Brian Brennan, Auburn, Tangerine Bowl (12/18/1982)
2. 144.. Will Blackmon, Boise State, MPC Computers Bowl (12/28/2005)
3. 138...Rich Gunnell, Michigan State, Champs Sports Bowl (12/28/2007)
4. 137.....Tommy Sweeney, Iowa, Pinstripe Bowl (12/27/2017)
5. 130.....Rich Gunnell, USC, Emerald Bowl (12/26/2009)
6. 129...Alex Amidon, Arizona, Independence Bowl (12/31/2013)
7. 109.....Clarence Cannon, Virginia, Carquest Bowl (1/1/1994)
8. 100... Pete Mitchell, Tennessee, Hall of Fame Bowl (1/1/1993)
9. 99.....Lewis Bond, Nebraska, Pinstripe Bowl (12/28/2024)
10. 98....Kelvin Martin, Georgia, Hall of Fame Bowl (12/23/1986)

Receiving Touchdowns

1. 3.....Pete Mitchell, Virginia, Carquest Bowl (1/1/1994)
2. 2.....5x
(Last: Rich Gunnell, Michigan State, Champs Sports Bowl, 12/28/2007)

LONGEST PLAYS

Rush

- Yards Player Opponent, Bowl (Date)
- 70..... William Green.....Georgia, Music City Bowl (12/28/2001)
- 66 AJ DillonIowa, Pinstripe Bowl (12/27/2017)
- 65 (t) Mike HolovakAlabama, Orange Bowl (1/1/1943)

Pass

- Yards Player Opponent, Bowl (Date)
- 78 (t) Clarence Cannon..... Virginia, Carquest Bowl (1/1/1994)
- from Glenn Foley
- 68 (t) Rich Gunnell ...Michigan State, Champs Sports Bowl (12/28/2007)
- from Matt Ryan
- 63 (t) Kelvin MartinHouston, Cotton Bowl (1/1/1985)
- from Doug Flutie

Field Goal

- Yards Player Opponent, Bowl (Date)
- 50 Michael Sutphin... Arizona State, Aloha Bowl (12/25/2000)
- 45..... Liam ConnorSMU, Fenway Bowl (12/28/2023)
- 41..... Nate Freese.....Arizona, Independence Bowl (12/31/2013)
- 37..... Steve Aponavicius.....Navy, Meineke Car Care Bowl (12/30/2006)
- 37..... Brian Lowe Georgia, Hall of Fame Bowl (12/23/1986)

BOWL GAME HISTORY

<i>Year</i>	<i>Bowl</i>	<i>Location</i>	<i>Date</i>	<i>Opponent</i>	<i>Result</i>
1939	Cotton Bowl	Dallas, Texas	1/1/1940	Clemson	L, 3-6
1940	Sugar Bowl	New Orleans, La.	1/1/1941	Tennessee	W, 19-13
1942	Orange Bowl	Miami, Fla.	1/1/1943	Alabama	L, 21-37
1982	Tangerine Bowl	Orlando, Fla.	12/18/1982	Auburn	L, 26-33
1983	Liberty Bowl	Memphis, Tenn.	12/29/1983	Notre Dame	L, 18-19
1984	Cotton Bowl	Dallas, Texas	1/1/1985	Houston	W, 45-28
1986	Hall of Fame Bowl	Tampa, Fla.	12/23/1986	Georgia	W, 27-24
1992	Hall of Fame Bowl	Tampa, Fla.	1/1/1993	Tennessee	L, 23-38
1993	Carquest Bowl	Miami, Fla.	1/1/1994	Virginia	W, 31-13
1994	Jeep Aloha Bowl	Honolulu, Hawaii	12/25/1994	Kansas State	W, 12-7
1999	Insight.com Bowl	Tucson, Ariz.	12/31/1999	Colorado	L, 28-62
2000	Jeep Aloha Bowl	Honolulu, Hawaii	12/25/2000	Arizona State	W, 31-17
2001	Music City Bowl	Nashville, Tenn.	12/28/2001	Georgia	W, 20-16
2002	Motor City Bowl	Detroit, Mich.	12/26/2002	Toledo	W, 51-25
2003	San Francisco Bowl	San Francisco, Calif.	12/31/2003	Colorado State	W, 35-21
2004	Continental Tire Bowl	Charlotte, N.C.	12/30/2004	North Carolina	W, 37-24
2005	MPC Computers Bowl	Boise, Idaho	12/28/2005	Boise State	W, 27-21
2006	Meineke Car Care Bowl	Charlotte, N.C.	12/30/2006	Navy	W, 25-24
2007	Champs Sports Bowl	Orlando, Fla.	12/28/2007	Michigan State	W, 24-21
2008	Gaylord Hotels Music City Bowl	Nashville, Tenn.	12/31/2008	Vanderbilt	L, 14-15
2009	Emerald Bowl	San Francisco, Calif.	12/26/2009	USC	L, 13-24
2010	Kraft Fight Hunger Bowl	San Francisco, Calif.	1/9/2011	Nevada	L, 13-20
2013	AdvoCare v100 Independence Bowl	Shreveport, La.	12/31/2013	Arizona	L, 19-42
2014	New Era Pinstripe Bowl	New York, N.Y.	12/27/2014	Penn State	L, 30-31
2016	Quick Lane Bowl	Detroit, Mich.	12/26/2016	Maryland	W, 36-30
2017	New Era Pinstripe Bowl	New York, N.Y.	12/27/2017	Iowa	L, 20-27
2018	Servpro First Responder Bowl	Dallas, Texas	12/26/2018	Boise State	No Result
2019	Ticketmaster Birmingham Bowl	Dallas, Texas	1/6/2020	Cincinnati	L, 6-38
2021	Military Bowl Presented by Peraton	Annapolis, Md.	12/27/2021	East Carolina	Cancelled
2023	Wasabi Fenway Bowl	Boston, Mass.	12/28/2023	SMU	W, 23-14

Team Results

	Date	Opponent		Score	Overall	Conf	Time	Attend
	08/30/2025	Fordham	W	66-10	1-0	0-0	3:12	41221
	09/06/2025	at Michigan St.	Lot2	40-42	1-1	0-0	3:58	70510
*	09/13/2025	at Stanford	L	20-30	1-2	0-1	3:04	22162
*	09/27/2025	California	L	24-28	1-3	0-2	3:29	44500
*	10/04/2025	at Pittsburgh	L	7-48	1-4	0-3	3:22	51101

Team Statistics

	BC	OPP
Scoring	157	158
Points per game	31.4	31.6
Points Off Turnovers	14	42
First Downs	101	103
Rushing	28	33
Passing	68	55
Penalty	5	15
Rushing Yardage	425	668
Yards gained rushing	521	795
Yards lost rushing	96	127
Rushing attempts	132	179
Average per rush	3.2	3.7
Average per game	85.0	133.6
TDs Rushing	8	7
Passing Yardage	1567	1154
Comp-Att-Int	130-195-4	106-169-2
Average per pass	8.0	6.8
Average per catch	12.1	10.9
Average per game	313.4	230.8
TDs Passing	11	11
Total offense	1992	1822
Total plays	327	348
Average per play	6.1	5.2
Average per game	398.4	364.4
Kick returns: #-Yards	13-231	11-260
Punt returns: #-Yards	10-110	6-11
Int returns: #-Yards	2-28	4-43
Kick return average	17.8	23.6
Punt return average	11.0	1.8
Int return average	14.0	10.8
Fumbles-Lost	5-5	4-1
Penalties-Yards	34-270	31-253
Average per game	54.0	50.6
Punts-Yards	23-937	23-1016
Average per punt	40.7	44.2
Net punt average	39.4	38.5
Kickoffs-Yards	28-1718	30-1856
Average per kick	61.4	61.9
Net kick average	38.7	41.4
Time of possession / game	27:38	32:22
3rd-down conversion	30/65	28/70
3rd-down pct	46%	40%
4th-down conversion	3/5	5/9

TEAM STATS

	BC	OPP
4th-down pct	60%	56%
Sacks by-Yards	10-76	7-57
Misc Yards	0	0
Touchdowns scored	20	19
Field goals - attempts	6-6	8-8
On-Side kicks	0-0	0-0
Red-zone scores	(18-22) 82%	(20-21) 95%
Red-zone touchdowns	(15-22) 68%	(15-21) 71%
PAT-attempts	(19-19) 100%	(18-18) 100%
2-point conversion-attempts	(0-1) 0%	(1-1) 100%
Attendance	85721	143773
Games / Avg per game	2/42861	3/47924
Neutral site games	-	0/0

Score by Periods

Team	1st	2nd	3rd	4th	OT	TOT
Boston College	28	51	27	38	13	157
Opponents	33	49	31	30	15	158

Rushing

Player	gp	att	gain	loss	net	avg	td	lg	avg/g
Turbo Richard	5	64	340	9	331	5.2	4	71	66.2
Jordan McDonald	5	22	83	2	81	3.7	1	10	16.2
Bo MacCormack III	4	13	29	3	26	2.0	1	7	6.5
Anthony Ferrucci	1	4	14	0	14	3.5	0	5	14.0
Grayson James	2	1	9	0	9	9.0	0	9	4.5
Lewis Bond	5	3	9	7	2	0.7	0	7	0.4
Alex Broome	5	4	4	3	1	0.3	1	2	0.2
Reed Harris	5	1	0	4	-4	-4.0	0	0	-0.8
Dylan Lonergan	5	18	33	64	-31	-1.7	1	8	-6.2
Team	5	2	0	4	-4	-2.0	0	0	-0.8
Total	5	132	521	96	425	3.2	8	71	85.0
Opponents	5	179	795	127	668	3.7	7	75	133.6

Passing

Player	gp	effc	comp-att-int	pct	yds	td	lg	avg/g
Dylan Lonergan	5	141.0	120-178-3	67.4	1277	9	56	255.4
Grayson James	2	191.3	7-14-1	50.0	220	1	55	110.0
Shaker Reisig	1	406.0	3-3-0	100.0	70	1	45	70.0
Total	5	148.7	130-195-4	66.7	1567	11	56	313.4
Opponents	5	139.2	106-169-2	62.7	1154	11	69	230.8

Receiving

Player	gp	no.	yds	avg	td	lg	avg/g
Lewis Bond	5	38	366	9.6	0	32	73.2
Jeremiah Franklin	5	22	224	10.2	1	32	44.8
Reed Harris	5	17	285	16.8	2	46	57.0
Turbo Richard	5	17	165	9.7	2	49	33.0
Jordan McDonald	5	7	45	6.4	1	11	9.0
Kaelan Chudzinski	5	7	98	14.0	1	45	19.6
Luke McLaughlin	5	5	72	14.4	0	39	14.4
Jaedn Skeete	3	5	67	13.4	3	18	22.3
Dawson Pough	5	5	115	23.0	1	52	23.0
VJ Wilkins	5	3	105	35.0	0	56	21.0
Ty Lockwood	4	1	14	14.0	0	14	3.5
Zeke Moore	5	1	4	4.0	0	4	0.8
Brady Clough	1	1	5	5.0	0	5	5.0
Bo MacCormack III	4	1	2	2.0	0	2	0.5
Total	5	130	1567	12.1	11	56	313.4
Opponents	5	106	1154	10.9	11	69	230.8

Punt Returns

Player	no.	yds	avg	td	lg
Isaiah Farris	7	57	8.1	0	20
Michael Landolfi	1	24	24.0	0	24
Charlie Comella	1	20	20.0	0	20
Cameron Martinez	1	9	9.0	0	9
Total	10	110	11.0	0	24
Opponents	6	11	1.8	0	8

Interceptions

Player	no.	yds	avg	td	lg
Daveon Crouch	1	28	28.0	1	28
Omar Thornton	1	0	0.0	0	0
Total	2	28	14.0	1	28
Opponents	4	43	10.8	1	22

Kick Returns

Player	no.	yds	avg	td	lg
Bo MacCormack III	6	101	16.8	0	22
TJ Green	3	68	22.7	0	33
VJ Wilkins	2	38	19.0	0	21
Zeke Moore	2	24	12.0	0	14
Total	13	231	17.8	0	33
Opponents	11	260	23.6	0	63

Fumbles Recovered

Player	no.	yds	avg	td	lg
Owen McGowan	1	0	0.0	0	0
Total	1	0	0.0	0	0
Opponents	5	4	0.8	0	3

Scoring

Player			PAT						
	td	fg	kick	rush	rcv	pass	dxp	saf	pts
Luca Lombardo	-	6-6	19-19	-	-	-	-	-	37
Turbo Richard	6	-	-	-	-	-	-	-	36
Jaedn Skeete	3	-	-	-	-	-	-	-	18
Jordan McDonald	2	-	-	-	-	-	-	-	12
Reed Harris	2	-	-	-	-	-	-	-	12
Jeremiah Franklin	1	-	-	-	-	-	-	-	6
Alex Broome	1	-	-	-	-	-	-	-	6
Daveon Crouch	1	-	-	-	-	-	-	-	6
Dylan Loneragan	1	-	-	-	-	-	-	-	6
Kaelan Chudzinski	1	-	-	-	-	-	-	-	6
Bo MacCormack III	1	-	-	-	-	-	-	-	6
Dawson Pough	1	-	-	-	-	-	-	-	6
Total	20	6-6	19-19	0	0	0	0	0	157
Opponents	19	8-8	18-18	0	1	1	0	0	158

Field Goals

Player	fg	pct.	01-19	20-29	30-39	40-49	50-99	lg	blk
Luca Lombardo	6-6	100.0	0-0	0-0	3-3	1-1	2-2	52	0
Opponents	8-8	100.0	0-0	2-2	3-3	2-2	1-1	50	0

FG Sequence

Team Name	Boston College	Opponents
Fordham	(48)	(46)
Michigan St.	(37),(38)	(50),(39)
Stanford	(51),(31)	(23),(35),(26)
California	(52)	
Pittsburgh		(31),(47)

Numbers in (parentheses) indicate field goal was made

Total Offense

Player	g	plays	rush	pass	total	avg/g
Dylan Loneragan	5	196	-31	1277	1246	249.2
Turbo Richard	5	64	331	0	331	66.2
Grayson James	2	15	9	220	229	114.5
Jordan McDonald	5	22	81	0	81	16.2
Shaker Reisig	1	3	0	70	70	70.0
Bo MacCormack III	4	13	26	0	26	6.5
Anthony Ferrucci	1	4	14	0	14	14.0
Lewis Bond	5	3	2	0	2	0.4
Alex Broome	5	4	1	0	1	0.2
Reed Harris	5	1	-4	0	-4	-0.8
Team	5	0	-4	0	-4	-0.8
Total	5	327	425	1567	1992	398.4
Opponents	5	348	668	1154	1822	364.4

Punting

Player	no.	yds	avg	lg	tb	fc	i20	50+	blk
Shamus Florio	22	895	40.7	63	1	9	5	2	0
Andy Quinn	1	42	42.0	42	0	0	0	0	0
Total	23	937	40.7	63	1	9	5	2	0
Opponents	23	1016	44.2	60	2	1	7	7	1

Kickoffs

Player	no.	yds	avg	tb	ob	retn	net	ydln
Luca Lombardo	16	953	59.6	2	0			
Andy Quinn	12	765	63.8	7	0			
Total	28	1718	61.4	9	0	11	38.7	26
Opponents	30	1856	61.9	11	0	14	41.4	23

All Purpose

Player	g	rush	rcv	pr	kr	ir	total	avg/g
Turbo Richard	5	331	165	0	0	0	496	99.2
Lewis Bond	5	2	366	0	0	0	368	73.6
Reed Harris	5	-4	285	0	0	0	281	56.2
Jeremiah Franklin	5	0	224	0	0	0	224	44.8
VJ Wilkins	5	0	105	0	38	0	143	28.6
Bo MacCormack III	4	26	2	0	101	0	129	32.3
Jordan McDonald	5	81	45	0	0	0	126	25.2
Dawson Pough	5	0	115	0	0	0	115	23.0
Kaelan Chudzinski	5	0	98	0	0	0	98	19.6
Luke McLaughlin	5	0	72	0	0	0	72	14.4
TJ Green	3	0	0	0	68	0	68	22.7
Jaedn Skeete	3	0	67	0	0	0	67	22.3
Isaiah Farris	5	0	0	57	0	0	57	11.4
Daveon Crouch	3	0	0	0	0	28	28	9.3
Zeke Moore	5	0	4	0	24	0	28	5.6
Michael Landolfi	1	0	0	24	0	0	24	24.0
Charlie Comella	4	0	0	20	0	0	20	5.0
Anthony Ferrucci	1	14	0	0	0	0	14	14.0
Ty Lockwood	4	0	14	0	0	0	14	3.5
Cameron Martinez	4	0	0	9	0	0	9	2.3
Grayson James	2	9	0	0	0	0	9	4.5
Brady Clough	1	0	5	0	0	0	5	5.0
Alex Broome	5	1	0	0	0	0	1	0.2
Dylan Lonergan	5	-31	0	0	0	0	-31	-6.2
Team	5	-4	0	0	0	0	-4	-0.8
Total	5	425	1567	110	231	28	2361	472.2
Opponents	5	668	1154	11	260	43	2136	427.2

DEFENSIVE STATS

Team Defense

##	Player	gp	Tackles				Sacks	Pass defense			Fumbles		blkd	
			ua	a	tot	tfl/yds		int-yds	brup	qbh	fr-yds	ff	kick	saf
2	KP Price	5	22	15	37	2-2	.	.	.	1
0	Omar Thornton	5	20	11	31	6-14	1-7	1-0	1	1	.	2	.	.
7	Carter Davis	5	17	9	26	1-12	1-12	.	1
33	Owen McGowan	5	15	10	25	3-15	1-12	.	1	.	1-0	.	.	.
17	Edwin Kolenge	5	8	10	18	3
55	Kwan Williams	4	6	9	15	1-2	.	.	.	1
3	Max Tucker	5	8	6	14	.	.	.	1
15	Quintavious Hutchins	4	7	7	14	2-10	1-8	.	1	3
16	Isaiah Farris	5	11	2	13	.	.	.	2
1	Daveon Crouch	3	6	5	11	1.5-6	1-5	1-28	1	1
88	Sedarius McConnell	5	7	3	10	4.5-25	2-4	1	.	.
14	Ashton Cunningham	4	7	3	10	.	.	.	3
29	Cameron Martinez	4	3	6	9	.	.	.	1	1
5	Bryce Steele	4	5	4	9	1
26	Jason Hewlett	5	4	5	9
41	Favor Bate	5	3	4	7	1-11	1-11	.	2	1
52	Chris Marable Jr.	5	4	2	6	1
19	Marcelous Townsend	4	6	.	6
56	E'Lla Boykin	5	6	.	6
90	Tyeus Clemons	5	4	2	6	1-5	1-5	.	.	1
92	Onye Nwosisi	2	2	4	6
93	Owen Stoudmire	3	1	4	5
32	Charlie Comella	4	4	1	5	1	.
27	Omarion Davis	4	2	2	4
10	Syair Torrence	2	2	2	4	.	.	.	3
94	Jayzen Flint	2	2	1	3
28	Zacari Thomas	3	3	.	3
24	Amari Jackson	2	1	2	3	.	.	.	1
91	Makai Byerson	3	1	2	3
43	Griffin Collins	2	1	1	2
5	Jordan McDonald	5	1	1	2
98	Israel Oladipupo	2	1	1	2
30	TJ Green	3	2	.	2	.	.	.	2
95	Clive Wilson	3	1	1	2
59	Micah Amedee	2	2	.	2	1-12	1-12
45	Ben Mann	5	1	1	2
99	Luca Lombardo	5	.	1	1
65	Logan Taylor	5	1	.	1
54	Juan Zabal	5	.	1	1
17	Jeremiah Franklin	5	.	1	1
83	Luke McLaughlin	5	1	.	1	1	.	.

##	Player	gp	Tackles				Sacks	Pass defense			Fumbles		blkd	
			ua	a	tot	tfl/yds		int-yds	brup	qbh	fr-yds	ff	kick	s
9	Dylan Lonergan	5	.	1	1
58	William Straka	3	.	1	1
9	Josiah Griffin	1	.	1	1
48	Zeke Moore	5	1	.	1
96	Jayden Fry	1	1
99	Michael Bumpus	3	1
Totals		5	199	142	341	24-114	10-76	2-28	21	16	1-0	4	1	
Opponents		5	183	142	325	21-94	7-57	4-43	19	12	5-4	3	0	

TEAM GAME-BY-GAME

Date	Opponent	Rushing				Receiving				Passing				Kick Returns				Punt Returns				tot		
		no.	yds	td	lg	no.	yds	td	lg	cmp	att	int	yds	td	lg	no.	yds	td	lg	no.	yds	td	lg	off
08/30/2025	Fordham	39	97	3	9	31	458	5	55	31	39	0	458	5	55	2	37	0	22	8	89	0	24	555
09/06/2025	at Michigan St.	25	67	1	9	34	390	4	56	34	45	0	390	4	56	3	54	0	20	0	0	0	0	457
09/13/2025	at Stanford	23	56	1	13	30	333	1	49	30	44	1	333	1	49	2	38	0	21	1	12	0	12	389
09/27/2025	California	21	178	3	71	21	197	0	26	21	37	2	197	0	26	3	57	0	33	0	0	0	0	375
10/04/2025	at Pittsburgh	24	27	0	10	14	189	1	45	14	30	1	189	1	45	3	45	0	19	1	9	0	9	216
Boston College		132	425	8	71	130	1567	11	56	130	195	4	1567	11	56	13	231	0	33	10	110	0	24	1992
Opponents		179	668	7	75	106	1154	11	69	106	169	2	1154	11	69	11	260	0	63	6	11	0	8	1822

Boston College Averages

Games	Avg/ rush	Avg/ catch	Pass effc	KR avg	PR avg	All purpose avg/game	Total offense avg/game
5	3.2	12.1	148.7	17.8	11.0	472.2	398.4

Date	Opponent	Tackles				Sacks	Fumble		Pass Defense			blkd	PAT attempts			off		
		ua	a	total	tfl-yds	no-yds	ff	fr-yds	int-yds	qbh	brup	kick	kick	rush	rcv	saf	t/o	pts
08/30/2025	Fordham	42	12	54	8.0-49	3-29	1	0-0	1-28	2	7	1	9-9	0	0	0	7	66
09/06/2025	at Michigan St.	31	42	73	8.0-32	4-28	2	1-0	0-0	2	1	0	4-4	0	0	0	0	40
09/13/2025	at Stanford	32	28	60	3.0-8	1-5	0	0-0	0-0	3	2	0	2-2	0	0	0	0	20
09/27/2025	California	38	34	72	3.0-11	0-0	0	0-0	1-0	6	5	0	3-3	0	0	0	7	24
10/04/2025	at Pittsburgh	56	26	82	2.0-14	2-14	1	0-0	0-0	3	6	0	1-1	0	0	0	0	7
Boston College		199	142	341	24.0-114	10-76	4	1-0	2-28	16	21	1	19-19	0	0	0	14	157
Opponents		183	142	325	21.0-94	7-57	3	5-4	4-43	12	19	0	18-18	0	1	0	42	158

Date	Opponent	Punting										Field Goals			Kickoffs				
		no.	yds	avg	long	blkd	tb	fc	50+	i20	md-att	long	blkd	no.	yds	avg	tb	ob	
08/30/2025	Fordham	4	188	47.0	63	0	1	2	1	1	1-1	48	0	11	703	63.9	6	0	
09/06/2025	at Michigan St.	4	171	42.8	48	0	0	0	0	1	2-2	38	0	6	325	54.2	0	0	
09/13/2025	at Stanford	5	187	37.4	43	0	0	2	0	0	2-2	51	0	4	247	61.8	0	0	
09/27/2025	California	4	139	34.8	42	0	0	4	0	3	1-1	52	0	5	317	63.4	3	0	
10/04/2025	at Pittsburgh	6	252	42.0	56	0	0	1	1	0	0-0	0	0	2	126	63.0	0	0	
Boston College		23	937	40.7	63	0	1	9	2	5	6-6	52	0	28	1718	61.4	9	0	
Opponents		23	1016	44.2	60	1	2	1	7	7	8-8	50	0	30	1856	61.9	11	0	

OPPONENT GAME BY GAME

Date	Opponent	Rushing				Receiving				Passing				Kick Returns				Punt Returns				tot off
		no.	yds	td	lg	no.	yds	td	lg	cmp-att-int	yds	td	lg	no.	yds	td	lg	no.	yds	td	lg	
08/30/2025	Fordham	27	16	1	10	20	152	0	20	20-39-1	152	0	20	4	79	0	36	1	1	0	1	168
09/06/2025	at Michigan St.	35	149	1	19	19	231	4	41	19-29-0	231	4	41	3	108	0	63	3	8	0	8	380
09/13/2025	at Stanford	37	213	1	75	13	186	1	69	13-22-0	186	1	69	2	29	0	15	1	3	0	3	399
09/27/2025	California	37	118	2	20	22	254	2	51	22-34-1	254	2	51	1	18	0	18	0	0	0	0	372
10/04/2025	at Pittsburgh	43	172	2	19	32	331	4	25	32-45-0	331	4	25	1	26	0	26	1	-1	0	0	503
Opponents		179	668	7	75	106	1154	11	69	106-169-2	1154	11	69	11	260	0	63	6	11	0	8	1822
Boston College		132	425	8	71	130	1567	11	56	130-195-4	1567	11	56	13	231	0	33	10	110	0	24	1992

Opponents Averages

Games	Avg/ rush	Avg/ catch	Pass effc	KR avg	PR avg	All purpose avg/game	Total offense avg/game
5	3.7	10.9	139.2	23.6	1.8	427.2	364.4

Date	Opponent	Tackles				Sacks no-yds	Fumble		Pass Defense			blkd kick	PAT attempts			off		
		ua	a	total	tfl-yds		ff	fr-yds	int-yds	qbh	brup		kick	rush	rcv	saf	t/o	pts
08/30/2025	Fordham	48	42	90	4.0-13	2-9	0	0-0	0-0	0	4	0	1-1	0	0	0	0	10
09/06/2025	at Michigan St.	37	38	75	4.0-15	0-0	1	1-0	0-0	1	3	0	4-4	0	1	0	7	42
09/13/2025	at Stanford	39	22	61	5.0-27	2-18	0	2-0	1-19	4	3	0	3-3	0	0	0	21	30
09/27/2025	California	28	22	50	1.0-8	1-8	0	0-0	2-24	1	4	0	4-4	0	0	0	7	28
10/04/2025	at Pittsburgh	31	18	49	7.0-31	2-22	2	2-4	1-0	6	5	0	6-6	0	0	0	7	48
Opponents		183	142	325	21.0-94	7-57	3	5-4	4-43	12	19	0	18-18	0	1	0	42	158
Boston College		199	142	341	24.0-114	10-76	4	1-0	2-28	16	21	1	19-19	0	0	0	14	157

Date	Opponent	Punting										Field Goals			Kickoffs				
		no.	yds	avg	long	blkd	tb	fc	50+	i20	md-att	long	blkd	no.	yds	avg	tb	ob	
08/30/2025	Fordham	11	441	40.1	59	1	0	0	2	2	1-1	46	0	3	187	62.3	1	0	
09/06/2025	at Michigan St.	3	164	54.7	60	0	0	0	2	3	2-2	50	0	6	376	62.7	1	0	
09/13/2025	at Stanford	4	188	47.0	53	0	0	0	2	1	3-3	35	0	7	452	64.6	3	0	
09/27/2025	California	2	83	41.5	42	0	1	1	0	1	0-0	0	0	5	262	52.4	0	0	
10/04/2025	at Pittsburgh	3	140	46.7	55	0	1	0	1	0	2-2	47	0	9	579	64.3	6	0	
Opponents		23	1016	44.2	60	1	2	1	7	7	8-8	50	0	30	1856	61.9	11	0	
Boston College		23	937	40.7	63	0	1	9	2	5	6-6	52	0	28	1718	61.4	9	0	

Boston College - Game Highs

RUSHES	39	Fordham (08/30/2025)
YARDS RUSHING	178	California (09/27/2025)
YARDS PER RUSH	8.5	California (09/27/2025)
TD RUSHES	3	California (09/27/2025)
	3	Fordham (08/30/2025)
PASS ATTEMPTS	45	at Michigan St. (09/06/2025)
PASS COMPLETIONS	34	at Michigan St. (09/06/2025)
YARDS PASSING	458	Fordham (08/30/2025)
YARDS PER PASS	11.7	Fordham (08/30/2025)
TD PASSES	5	Fordham (08/30/2025)
TOTAL PLAYS	78	Fordham (08/30/2025)
TOTAL OFFENSE	555	Fordham (08/30/2025)
YARDS PER PLAY	7.1	Fordham (08/30/2025)
POINTS	66	Fordham (08/30/2025)
SACKS BY	4	at Michigan St. (09/06/2025)
FIRST DOWNS	26	Fordham (08/30/2025)
PENALTIES	15	California (09/27/2025)
PENALTY YARDS	109	California (09/27/2025)
TURNOVERS	3	at Pittsburgh (10/04/2025)
	3	at Stanford (09/13/2025)
PUNTS	6	at Pittsburgh (10/04/2025)
PUNTING AVG	47.0	Fordham (08/30/2025)
LONG PUNT	63	Fordham (08/30/2025)
PUNTS INSIDE 20	3	California (09/27/2025)
LONG PUNT RETURN	24	Fordham (08/30/2025)

Opponent - Game Highs

RUSHES	43	at Pittsburgh (10/04/2025)
YARDS RUSHING	213	at Stanford (09/13/2025)
YARDS PER RUSH	5.8	at Stanford (09/13/2025)
TD RUSHES	2	at Pittsburgh (10/04/2025)
	2	California (09/27/2025)
PASS ATTEMPTS	45	at Pittsburgh (10/04/2025)
PASS COMPLETIONS	32	at Pittsburgh (10/04/2025)
YARDS PASSING	331	at Pittsburgh (10/04/2025)
YARDS PER PASS	8.5	at Stanford (09/13/2025)
TD PASSES	4	at Pittsburgh (10/04/2025)
	4	at Michigan St. (09/06/2025)
TOTAL PLAYS	88	at Pittsburgh (10/04/2025)
TOTAL OFFENSE	503	at Pittsburgh (10/04/2025)
YARDS PER PLAY	6.8	at Stanford (09/13/2025)
POINTS	48	at Pittsburgh (10/04/2025)
SACKS BY	2	at Pittsburgh (10/04/2025)
	2	at Stanford (09/13/2025)
	2	Fordham (08/30/2025)
FIRST DOWNS	31	at Pittsburgh (10/04/2025)
PENALTIES	11	California (09/27/2025)
PENALTY YARDS	78	California (09/27/2025)
TURNOVERS	1	California (09/27/2025)
	1	at Michigan St. (09/06/2025)
	1	Fordham (08/30/2025)
PUNTS	11	Fordham (08/30/2025)
PUNTING AVG	54.7	at Michigan St. (09/06/2025)
LONG PUNT	60	at Michigan St. (09/06/2025)
PUNTS INSIDE 20	3	at Michigan St. (09/06/2025)
LONG PUNT RETURN	8	at Michigan St. (09/06/2025)

Boston College - Individual Game Highs

RUSHES	16	Turbo Richard vs Fordham (08/30/2025)
YARDS RUSHING	171	Turbo Richard vs California (09/27/2025)
TD RUSHES	2	Turbo Richard vs California (09/27/2025)
LONG RUSH	71	Turbo Richard vs California (09/27/2025)
PASS ATTEMPTS	45	Dylan Lonergan at Michigan St. (09/06/2025)
PASS COMPLETIONS	34	Dylan Lonergan at Michigan St. (09/06/2025)
YARDS PASSING	390	Dylan Lonergan at Michigan St. (09/06/2025)
TD PASSES	4 4	Dylan Lonergan at Michigan St. (09/06/2025) Dylan Lonergan vs Fordham (08/30/2025)
LONG PASS	56	Dylan Lonergan at Michigan St. (09/06/2025)
RECEPTIONS	11 11	Lewis Bond at Michigan St. (09/06/2025) Lewis Bond vs Fordham (08/30/2025)
YARDS RECEIVING	141	Reed Harris at Stanford (09/13/2025)
TD RECEPTIONS	2	Jaedn Skeete vs Fordham (08/30/2025)
LONG RECEPTION	56	VJ Wilkins at Michigan St. (09/06/2025)
PUNTS	5 5	Shamus Florio at Pittsburgh (10/04/2025) Shamus Florio at Stanford (09/13/2025)
PUNTING AVG	47.0	Shamus Florio vs Fordham (08/30/2025)
LONG PUNT	63	Shamus Florio vs Fordham (08/30/2025)
PUNTS INSIDE 20	3	Shamus Florio vs California (09/27/2025)
LONG PUNT RETURN	24	Michael Landolfi vs Fordham (08/30/2025)
LONG KICKOFF RETURN	33	TJ Green vs California (09/27/2025)
TACKLES	12	Omar Thornton at Michigan St. (09/06/2025)
SACKS	1 1 1 1 1 1 1 1 1 1 1 1	Sedarius McConnell at Pittsburgh (10/04/2025) Favor Bate at Pittsburgh (10/04/2025) Tyeus Clemons at Stanford (09/13/2025) Sedarius McConnell at Michigan St. (09/06/2025) Owen McGowan at Michigan St. (09/06/2025) Quintavious Hutchins at Michigan St. (09/06/2025) Omar Thornton at Michigan St. (09/06/2025) Daveon Crouch vs Fordham (08/30/2025) Carter Davis vs Fordham (08/30/2025) Micah Amedee vs Fordham (08/30/2025)
TACKLES FOR LOSS	3	Omar Thornton at Michigan St. (09/06/2025)

PASSING/RECEIVING/RUSHING

#3 Grayson James	Comp	Att	Int	Pct	Yards	TD	Long	Sacked	Effic.
Fordham	5	5	0	100.0	190	1	55	0-0	485.2
Pittsburgh	2	9	1	22.2	30	0	21	0-0	28.0
Totals	7	14	1	50.0	220	1	55	0-0	191.3

#9 Dylan Loneran	Comp	Att	Int	Pct	Yards	TD	Long	Sacked	Effic.
Fordham	26	34	0	76.5	268	4	32	2-9	181.5
Michigan St.	34	45	0	75.6	390	4	56	0-0	177.7
Stanford	30	44	1	68.2	333	1	49	2-18	134.7
California	21	37	2	56.8	197	0	26	1-8	90.7
Pittsburgh	9	18	0	50.0	89	0	32	2-22	91.5
Totals	120	178	3	67.4	1277	9	56	7-57	141.0

#10 Shaker Reisig	Comp	Att	Int	Pct	Yards	TD	Long	Sacked	Effic.
Pittsburgh	3	3	0	100.0	70	1	45	0-0	406.0
Totals	3	3	0	100.0	70	1	45	0-0	406.0

Rushing

Player	No-Yds/TD	FU	MSU	Stan	Cal	UP
Turbo Richard	64-331/4	16-48/1	13-55/1	14-55/0	15-171/2	6-2/0
Jordan McDonald	22-81/1	6-20/0	5-12/0	4-14/1	2-4/0	5-31/0
Dylan Loneran	18--31/1	4--3/0	2-2/0	5--13/0	4-3/1	3--20/0
Bo MacCormack III	13-26/1	3-9/1	1-0/0	-	DNP	9-17/0
Anthony Ferrucci	4-14/0	4-14/0	DNP	DNP	DNP	DNP
Alex Broome	4-1/1	4-1/1	-	-	-	-
Lewis Bond	3-2/0	-	3-2/0	-	-	-
Grayson James	1-9/0	1-9/0	DNP	DNP	DNP	-
Reed Harris	1--4/0	-	1--4/0	-	-	-

Receiving

Player	No-Yds/TD	FU	MSU	Stan	Cal	UP
Lewis Bond	38-366/0	11-138/0	11-90/0	7-47/0	7-77/0	2-14/0
Jeremiah Franklin	22-224/1	5-50/0	8-84/1	6-41/0	1-14/0	2-35/0
Reed Harris	17-285/2	2-23/1	2-32/1	7-141/0	4-54/0	2-35/0
Turbo Richard	17-165/2	-	7-66/1	5-83/1	4-19/0	1--3/0
Kaelan Chudzinski	7-98/1	1-5/0	-	1-11/0	2-12/0	3-70/1
Jordan McDonald	7-45/1	2-13/1	1-5/0	2-12/0	1-4/0	1-11/0
Dawson Pough	5-115/1	3-96/1	-	-	1-15/0	1-4/0
Luke McLaughlin	5-72/0	3-49/0	-	-	1-2/0	1-21/0
Jaedn Skeete	5-67/3	2-24/2	3-43/1	-	DNP	DNP
VJ Wilkins	3-105/0	1-55/0	1-56/0	1--6/0	-	-
Ty Lockwood	1-14/0	-	1-14/0	-	DNP	-
Brady Clough	1-5/0	1-5/0	DNP	DNP	DNP	DNP
Zeke Moore	1-4/0	-	-	1-4/0	-	-
Bo MacCormack III	1-2/0	-	-	-	DNP	1-2/0

Total Tackles

Player	S-A	Total	FU	MSU	Stan	Cal	UP
KP Price	22-15	37	5-0	3-4	4-5	3-3	7-3
Omar Thornton	20-11	31	2-0	6-6	3-3	1-0	8-2
Carter Davis	17-9	26	3-0	4-5	1-0	4-4	5-0
Owen McGowan	15-10	25	1-1	3-5	5-3	3-0	3-1
Edwin Kolenge	8-10	18	-	2-1	3-3	0-3	3-3
Kwan Williams	6-9	15	3-1	1-0	0-4	2-4	DNP
Max Tucker	8-6	14	3-0	0-1	2-3	-	3-2
Quintavious Hutchins	7-7	14	1-2	3-2	0-2	3-1	DNP
Isaiah Farris	11-2	13	1-0	-	4-0	4-2	2-0
Daveon Crouch	6-5	11	5-1	1-3	0-1	DNP	DNP
Ashton Cunningham	7-3	10	-	DNP	1-0	3-2	3-1
Sedarius McConnell	7-3	10	2-1	1-1	1-0	2-0	1-1
Bryce Steele	5-4	9	-	-	2-0	3-4	DNP
Jason Hewlett	4-5	9	-	1-1	-	-	3-4
Cameron Martinez	3-6	9	DNP	0-1	-	2-2	1-3
Favor Bate	3-4	7	-	0-1	0-1	-	3-2
Marcelous Townsend	6-0	6	3-0	-	1-0	2-0	DNP
E'Lla Boykin	6-0	6	2-0	-	1-0	2-0	1-0
Chris Marable Jr.	4-2	6	-	0-1	2-0	0-1	2-0
Tyeus Clemons	4-2	6	0-1	2-0	1-0	0-1	1-0
Onye Nwosisi	2-4	6	DNP	0-1	DNP	2-3	DNP
Charlie Comella	4-1	5	3-0	-	-	DNP	1-1
Owen Stoudmire	1-4	5	DNP	1-2	DNP	0-2	-
Syair Torrence	2-2	4	1-0	1-2	DNP	DNP	DNP
Omarion Davis	2-2	4	2-1	DNP	-	-	0-1
Zacari Thomas	3-0	3	1-0	DNP	DNP	-	2-0
Jayzen Flint	2-1	3	DNP	0-1	DNP	DNP	2-0
Amari Jackson	1-2	3	1-0	0-2	DNP	DNP	DNP
Makai Byerson	1-2	3	-	DNP	DNP	-	1-2
TJ Green	2-0	2	DNP	DNP	-	1-0	1-0
Micah Amedee	2-0	2	1-0	DNP	DNP	1-0	DNP
Jordan McDonald	1-1	2	-	1-0	0-1	-	-
Griffin Collins	1-1	2	1-1	DNP	DNP	DNP	-
Ben Mann	1-1	2	-	0-1	1-0	-	-
Clive Wilson	1-1	2	0-1	DNP	-	DNP	1-0
Israel Oladipupo	1-1	2	1-1	DNP	DNP	DNP	-
Zeke Moore	1-0	1	-	-	-	-	1-0
Logan Taylor	1-0	1	-	-	-	-	1-0
Luke McLaughlin	1-0	1	-	1-0	-	-	-
Josiah Griffin	0-1	1	DNP	DNP	0-1	DNP	DNP
Dylan Lonergan	0-1	1	-	-	-	0-1	-
Jeremiah Franklin	0-1	1	-	-	-	0-1	-
Juan Zabal	0-1	1	-	-	0-1	-	-
William Straka	0-1	1	0-1	-	-	DNP	DNP
Luca Lombardo	0-1	1	-	0-1	-	-	-



**2025-26 Boston College Football
Tackles For Loss Game-by-Game
All games**

TFLS AND SACKS

Page 1/1
as of Oct 04, 2025

Player	UA-A	Total	FU	MSU	Stan	Cal	UP
Omar Thornton	6-0	6.0	2.0-4	3.0-9	-	1.0-1	-
Sedarius McConnell	4-1	4.5	1.5-12	1.0-1	-	1.0-9	1.0-3
Owen McGowan	3-0	3.0	-	2.0-13	1.0-2	-	-
KP Price	2-0	2.0	-	-	1.0-1	1.0-1	-
Quintavious Hutchins	1-2	2.0	0.5-2	1.5-8	-	-	DNP
Daveon Crouch	1-1	1.5	1.0-5	0.5-1	-	DNP	DNP
Carter Davis	1-0	1.0	1.0-12	-	-	-	-
Favor Bate	1-0	1.0	-	-	-	-	1.0-11
Kwan Williams	1-0	1.0	1.0-2	-	-	-	DNP
Micah Amedee	1-0	1.0	1.0-12	DNP	DNP	-	DNP
Tyeus Clemons	1-0	1.0	-	-	1.0-5	-	-



**2025-26 Boston College Football
Sacks Game-by-Game
All games**

Page 1/1
as of Oct 04, 2025

Player	UA-A	Total	FU	MSU	Stan	Cal	UP
Sedarius McConnell	2-0	2	-	1-1	-	-	1-3
Omar Thornton	1-0	1	-	1-7	-	-	-
Daveon Crouch	1-0	1	1-5	-	-	DNP	DNP
Carter Davis	1-0	1	1-12	-	-	-	-
Quintavious Hutchins	1-0	1	-	1-8	-	-	DNP
Owen McGowan	1-0	1	-	1-12	-	-	-
Favor Bate	1-0	1	-	-	-	-	1-11
Micah Amedee	1-0	1	1-12	DNP	DNP	-	DNP
Tyeus Clemons	1-0	1	-	-	1-5	-	-

RED ZONE RESULTS & QUARTER BY QUARTER

Boston College Inside Opponent Red-Zone

Date	Opponent	Score	Times	Times	Total	Rush	Pass	FGs	Failed to score inside RZ						
			In RZ	Scored	Pts TDs		TDs	Made	FGA	Down	Int	Fumb	Half	Game	
08/30/2025	Fordham	W 66-10	7	7	49 7	3	4	0	0	0	0	0	0	0	0
09/06/2025	at Michigan St.	L 40-42	8	7	40 5	1	4	2	2	0	0	1	0	0	0
09/13/2025	at Stanford	L 20-30	4	2	10 1	1	0	1	1	0	0	2	0	0	0
09/27/2025	California	L 24-28	2	1	7 1	1	0	0	0	0	1	0	0	0	0
10/04/2025	at Pittsburgh	L 7-48	1	1	7 1	0	1	0	0	0	0	0	0	0	0
Totals 18 of 22 (81.8%)			22	18	113 15	6	9	3	3	0	1	3	0	0	0

Opponents Inside Boston College Red-Zone

Date	Opponent	Score	Times	Times	Total	Rush	Pass	FGs	Failed to score inside RZ						
			In RZ	Scored	Pts TDs		TDs	Made	FGA	Down	Int	Fumb	Half	Game	
08/30/2025	Fordham	W 66-10	1	1	7 1	1	0	0	0	0	0	0	0	0	0
09/06/2025	Michigan St.	L 40-42	5	5	32 4	1	3	1	1	0	0	0	0	0	0
09/13/2025	Stanford	L 20-30	4	4	16 1	1	0	3	3	0	0	0	0	0	0
09/27/2025	California	L 24-28	4	3	21 3	2	1	0	0	1	0	0	0	0	0
10/04/2025	Pittsburgh	L 7-48	7	7	45 6	2	4	1	1	0	0	0	0	0	0
Totals 20 of 21 (95.2%)			21	20	121 15	7	8	5	5	1	0	0	0	0	0

3rd-Down Conversions

Date	Opponent	Score	Overall		1st Qtr		2nd Qtr		3rd Qtr		4th Qtr		Overtime	
08/30/2025	Fordham	W 66-10	12-18	66.7	3-4	75.0	2-6	33.3	4-5	80.0	3-3	100.0	0-0	0.0
09/06/2025	at Michigan St.	Lot2 40-42	5-11	45.5	0-2	0.0	3-3	100.0	0-2	0.0	2-4	50.0	0-0	0.0
09/13/2025	at Stanford	L 20-30	5-13	38.5	1-2	50.0	2-4	50.0	1-5	20.0	1-2	50.0	0-0	0.0
09/27/2025	California	L 24-28	4-11	36.4	2-2	100.0	1-4	25.0	0-2	0.0	1-3	33.3	0-0	0.0
10/04/2025	at Pittsburgh	L 7-48	4-12	33.3	1-3	33.3	0-4	0.0	1-1	100.0	2-4	50.0	0-0	0.0
Boston College			30-65	46.2	7-13	53.8	8-21	38.1	6-15	40.0	9-16	56.3	0-0	0.0
Opponents			28-70	40.0	7-16	43.8	5-16	31.3	7-17	41.2	8-20	40.0	1-1	100.0

4th-Down Conversions

Date	Opponent	Score	Overall		1st Qtr		2nd Qtr		3rd Qtr		4th Qtr		Overtime	
08/30/2025	Fordham	W 66-10	1-1	100.0	0-0	0.0	1-1	100.0	0-0	0.0	0-0	0.0	0-0	0.0
09/06/2025	at Michigan St.	Lot2 40-42	0-0	0.0	0-0	0.0	0-0	0.0	0-0	0.0	0-0	0.0	0-0	0.0
09/13/2025	at Stanford	L 20-30	0-1	0.0	0-0	0.0	0-0	0.0	0-1	0.0	0-0	0.0	0-0	0.0
09/27/2025	California	L 24-28	2-2	100.0	0-0	0.0	1-1	100.0	0-0	0.0	1-1	100.0	0-0	0.0
10/04/2025	at Pittsburgh	L 7-48	0-1	0.0	0-1	0.0	0-0	0.0	0-0	0.0	0-0	0.0	0-0	0.0
Boston College			3-5	60.0	0-1	0.0	2-2	100.0	0-1	0.0	1-1	100.0	0-0	0.0
Opponents			5-9	55.6	3-3	100.0	2-4	50.0	0-0	0.0	0-2	0.0	0-0	0.0

Time of Possession

Date	Opponent	Score	Overall	1st Qtr	2nd Qtr	3rd Qtr	4th Qtr	Overtime
08/30/2025	Fordham	W 66-10	34:05	10:42	07:00	08:55	07:28	00:00
09/06/2025	at Michigan St.	Lot2 40-42	30:12	06:38	11:24	08:07	04:03	00:00
09/13/2025	at Stanford	L 20-30	28:16	03:53	09:58	10:35	03:50	00:00
09/27/2025	California	L 24-28	24:45	06:26	06:18	06:14	05:47	00:00
10/04/2025	at Pittsburgh	L 7-48	20:52	04:26	04:22	03:35	08:29	00:00
Boston College			Total	138:10	32:05	39:02	37:26	29:37
			Avg.	27:38	06:25	07:48	07:29	05:55
Opponents			Total	161:50	38:22	40:31	31:59	50:58
			Avg.	32:22	07:40	08:06	06:24	10:12