



2025-26 CLEMSON BASKETBALL
PROSPECTUS

QUICK FACTS

GENERAL INFORMATION

Location:	Clemson, SC 29633
Founded:	1889
Enrollment:	29,077
President:	James P. Clements (UMBC '85)
Director of Athletics:	Graham Neff (Georgia Tech '06)
Conference:	Atlantic Coast
Nickname:	Tigers
Colors:	Tiger Orange & Regalia
Arena:	Littlejohn Coliseum (9,000)
Web:	ClemsonTigers.com
Twitter / Instagram / Facebook:	@ClemsonMBB

MEN'S BASKETBALL STAFF

Head Coach:	Brad Brownell (DePauw '91) <i>Clemson Record: 292-196 (15 years)</i> <i>Overall Record: 459-281 (23 years)</i>
Associate Head Coach:	Billy Donlon (UNC Wilmington '99)
Assistant Coach:	Sean Dixon (Presbyterian '07)
Assistant Coach:	Dick Bender (West Maryland '86)
Director of Operations:	Andy Assaley (Cincinnati '96)
Director of Basketball Sport Performance:	Jon Uribe (UTPB '14)
Director of Recruiting:	Lucas McKay (UNC Wilmington '06)
Director of Player Development:	Terrell McIntyre (Clemson '15)
Special Assistant to the Head Coach:	Jeff Reynolds (UNC Greensboro '78)
Video Coordinator:	AJ Morris (Alcorn State '22)
Athletic Trainer/Sports Medicine:	Brad Crowe (Grand Valley State '10)
Director of Basketball Performance Nutrition:	Michelle Sweeney (UC Davis '18)
Graduate Managers:	Kamerson Langley (N.C. A&T '22) Tyler Pepicelli (Clemson '24) Carlos Dotson (Western Carolina '20)

STRATEGIC COMMUNICATIONS AND PUBLICITY STAFF

Associate Director of Communications, MBB Contact (9th Season)	Ben Winterrowd (Western Illinois '11) C: 630-862-8828 Email: winterr@clemson.edu
Secondary Men's Basketball Contact	Elyse Fallaw (Clemson '26) Email: efallaw@g.clemson.edu
Associate AD/Communications and Strategic Initiatives	Jeff Kallin (Clemson '07) C: 508-944-3859 Email: kallin@clemson.edu
Mailing Address:	P.O. Box 31, Clemson, SC 29633
Overnight Address:	100 Perimeter Road, Clemson, SC 29633

CLEMSON TIGERS RADIO NETWORK

Play-by-Play:	Don Munson
Color Analyst:	Tim Bourret
Engineer:	Ben Milstead

2025-26 PERSONNEL BREAKDOWN

Lettermen Returning: 1

Name	Pos	Hgt	Wgt	Cl.	PPG	RPG	FG%	FT%
Dillon Hunter	G	6-3.5	192	Sr.	5.4	2.5	.404	.615

Others Returning: 2

Name	Pos	Hgt	Wgt	Cl.	PPG	RPG	FG%	FT%
Ace Buckner	G	6-3	170	RFr.				
Dallas Thomas	F	6-9	180	RFr.				

Newcomers: 10

Name	Cl.	Pos	Hgt	Wgt
Nick Davidson	RSr.	F/C	6-10	238
Blake Davidson	Fr.	F	6-9	200
Zac Foster	Fr.	G	6-4	180
RJ Godfrey	Sr.	F	6-8	230
Butta Johnson	Sr.	G	6-4	180
Jestin Porter	Gr.	G	6-1	180
Trent Steinour	Fr.	F/C	6-10	215
Chase Thompson	Fr.	F	6-8	215
Jake Wahlin	Jr.	F	6-10	212
Carter Welling	Jr.	F	6-10	225

Lettermen Lost: 13

Name	Pos	Grad.	Tr.	PPG	RPG	FG%	FT%
Chase Hunter	G	•		16.5	3.0	.470	.866
Ian Schieffelin	F	•		12.4	9.4	.495	.741
Jaeden Zackery	G	•		11.7	3.3	.453	.822
Viktor Lakhin	C	•		11.4	6.4	.507	.696
Chauncey Wiggins	F		•	8.3	2.9	.438	.806
Jake Heidebreder	G		•	4.1	1.2	.404	1.000
Del Jones	G		•	3.8	1.5	.403	.765
Myles Foster	F	•		2.3	1.5	.561	.542
Christian Reeves	C		•	1.2	1.5	.500	.750
Asa Thomas	F		•	1.2	0.2	.400	.667
Matt Kelly	G	•		0.5	0.3	.500	.000
Daniel Nauseef	F	•		0.1	0.0	.000	.500
Andrew Latiff	G	•		0.0	0.0	.000	.000
Jackson Roberts	F/C		•	0.0	0.3	.000	.000

Starters Returning: 1 (Hunter)

Starters Lost: 4 (Hunter, Schieffelin, Zackery, Lakhin)

2025-26 ROSTER BREAKDOWN

By Class: 1 graduate, 4 seniors, 2 juniors, 6 freshmen
By State: Georgia 3, California 2, Texas 2, Utah 2, Alabama 1, Arkansas 1, Minnesota 1, North Carolina 1

2024-25 SEASON REVIEW

Overall Record: 27-7 – school record overall wins (27) and regular season wins (26)

ACC Record: 18-2 (T-2nd) – school record conference wins

Postseason: NCAA, First Round

Associated Press Final Ranking: 22

USA Today Final Ranking: 23

ALL-TIME POSTSEASON PLAY

Overall NCAA Appearances: 15

Overall NCAA Tournament Record: 14-15

Last NCAA Appearance/Result: 2025, lost to McNeese in the First Round, 67-69

Overall NIT Appearances: 13

Overall NIT Record: 19-18

Last NIT Appearance/Result: 2023/First Round



ROSTER

No	Name	Pos	Hgt	Wgt	Year	Hometown	High School	Previous School	Pronunciation
0	RJ Godfrey	F	6-8	230	Sr.	Suwanee, Ga.	North Gwinnett	Georgia	
1	Jestin Porter	G	6-1	180	Gr.	Houston, Texas	Cypress Ridge	Middle Tennessee State	
2	Dillon Hunter	G	6-3.5	192	Sr.	Atlanta, Ga.	Westlake		
3	Chase Thompson	F	6-8	215	Fr.	Glenwood, Minn.	Alexandria Area (Alexandria, Minn.)		
4	Efrem "Butta" Johnson	G	6-4	180	Sr.	Huntsville, Ala.	Grissom	UAB	EF-frum
5	Zac Foster	G	6-3	165	Fr.	Atlanta, Ga.	Woodward Academy (College Park, Ga.)		
8	Dallas Thomas	F	6-9	180	RFr.	Little Rock, Ark.	Parkview Magnet		
10	Jake Wahlin	F	6-10	212	Jr.	Provo, Utah	Timpview	Utah	WAH-leen
11	Nick Davidson	F/C	6-10	238	RSr.	Mission Viejo, Calif.	Mater Dei (Santa Ana, Calif.)	Nevada	
14	Blake Davidson	F	6-9	200	Fr.	Mission Viejo, Calif.	Mater Dei (Santa Ana, Calif.)		
21	Ace Buckner	G	6-2	170	RFr.	Dallas, Texas	La Lumiere (La Porte, Ind.)		
22	Carter Welling	F	6-10	225	Jr.	Draper, Utah	Corner Canyon	Utah Valley	
44	Trent Steinour	C	6-10	200	Fr.	Huntersville, N.C.	Lake Norman		STINE-our

Head Coach: Brad Brownell

Associate Head Coach: Billy Donlon

Assistant Coaches: Sean Dixon and Dick Bender

Director of Basketball Operations: Andy Assaley

Director of Strength & Conditioning: Jon Uribe

Director of Recruiting: Lucas McKay

Special Assistant to the Head Coach: Jeff Reynolds

Director of Player Development: Terrell McIntyre


Sports Medicine: Brad Crowe

Video Coordinator: AJ Morris

Nutritionist: Michelle Sweeney

Graduate Managers: Kameron Langley and Tyler Pepicelli

Undergraduate Managers: Luke Ciprich (head manager), Josh Davis, Will Buchert, Sebastian Miller, Cameron White, Grant Smethwick, James Liollo, Farrakahn Jones-James, Alijah Jones




#0 RJ GODFREY
F • 6-8 • 235 • Sr.
Suwanee, Ga.



#1 JESTIN PORTER
G • 6-1 • 180 • Gr.
Houston, Texas



#2 DILLON HUNTER
G • 6-3.5 • 194 • Sr.
Atlanta, Ga.




#3 CHASE THOMPSON
F • 6-8 • 215 • Fr.
Glenwood, Minn.




#4 BUTTA JOHNSON
G • 6-4 • 180 • Sr.
Huntsville, Ala.



#5 ZAC FOSTER
G • 6-4 • 180 • Fr.
Atlanta, Ga.




#8 DALLAS THOMAS
F • 6-8 • 180 • RFr.
Little Rock, Ark.



#10 JAKE WAHLIN
F • 6-10 • 212 • Jr.
Provo, Utah



#11 NICK DAVIDSON
F/C • 6-10 • 238 • RSr.
Mission Viejo, Calif.



#14 BLAKE DAVIDSON
F • 6-9 • 200 • Fr.
Mission Viejo, Calif.



#21 ACE BUCKNER
G • 6-3 • 170 • RFr.
Dallas, Texas



#22 CARTER WELLING
F • 6-10 • 225 • Jr.
Draper, Utah



#44 TRENT STEINOUR
F/C • 6-10 • 215 • Fr.
Huntersville, N.C.



BRAD BROWNELL
Head Coach
16th Season



BILLY DONLON
Associate Head Coach
4th Season



SEAN DIXON
Assistant Coach
4th Season



DICK BENDER
Assistant Coach
14th Season*



ANDY ASSALEY
Director of Operations
4th Season



JON URIBE
Strength and Conditioning
1st Season



TERRELL MCINTYRE
Player Development
9th Season



JEFF REYNOLDS
Special Asst. to Head Coach
5th Season



LUCAS MCKAY
Director of Recruiting
13th Season*



BRAD CROWE
Sports Medicine
10th Season




AJ MORRIS
Video Coordinator
4th Season*



MICHELLE SWEENEY
Nutrition
5th Season



KAMERON LANGLEY
Graduate Manager
2nd Season



TYLER PEPICELLI
Graduate Manager
5th Season*



BEN WINTERROWD
Sports Information
9th Season



LUKE CIPRICH
Head Manager
4th Season

* — denotes multiple stints served on full-time staff or support staff for Clemson Basketball

HEAD COACH BRAD BROWNELL



CAREER RECORDS

Overall Record: 459-281
Conference Games (regular season career): 247-169
Non-Conference Games (at Clemson): 135-51
ACC Tournament: 7-13
NCAA Tournament (career): 6-7
Overtime Games (at Clemson): 14-8
NIT (career): 4-4

CAREER RECORDS (ACC PLAY)

Overall Record (Regular Season): 146-128
Overall Record (inc. postseason): 154-142
ACC Tournament: 7-13

ALL-TIME WINNIGEST COACHES

1.	Brad Brownell (2010-present)	292-196
2.	Cliff Ellis (1985-94)	177-128
3.	Bill Foster (1975-84)	156-106
4.	Oliver Purnell (2003-10)	138-88
5.	Joe Davis (1932-40)	101-86

CAREER RECORDS

Season Victories: 27
Brad Brownell, 2024-25

Home Victories
189, Brad Brownell (189-59), 2010-25

Road Victories
60, Brad Brownell, 2010-25

ACC Season Victories
18, Brad Brownell, 2024-25

ACC Home Victories
9, Brad Brownell, 2022-23; 2024-25

ACC Road Victories
9, Brad Brownell, 2024-25

ACC Regular Season Career Victories
146, Brad Brownell (146-128), 2010-25

Overall Wins vs. ACC Teams
154, Brad Brownell (154-141), 2010-25

Overall Winning Percentage
vs. ACC Teams: .520, Brad Brownell (154-142), 2010-25

Overall ACC Home Winning Percentage
.693, Brad Brownell (95-42), 2010-25

ABOUT BRAD BROWNELL

Born November 15, 1968
Hometown Evansville, Indiana
High School Harrison High School
Degree DePauw University (1991); history
Master's University of Indianapolis (1994); history

FAMILY

Wife Paula
Daughter Abby
Daughter Kate

COACHING EXPERIENCE

Years	School, Position
1991-92	Evansville, graduate assistant
1992-94	Indianapolis, assistant coach
1994-2002	UNC Wilmington, assistant coach
2002-06	UNC Wilmington, head coach
2006-10	Wright State, head coach
2010-pres.	Clemson, head coach

PLAYING EXPERIENCE

Years	
1988-91	DePauw University (Ranks seventh in school history in career assists - 332; 15th in steals - 102; 17th in free throw percentage - .782)
1989-90 Season	.899 free throw percentage; 132 assists, 47 steals (all top 10 single season; 2nd in FT, 10th in AST, 9th in STL)

COACHING HONORS

2003	Colonial Athletic Association Coach of the Year
2006	Colonial Athletic Association Coach of the Year
2008	Horizon League Coach of the Year
2018	Sports Illustrated College Basketball Coach of the Year

COACHING TREE

Zavier Anderson (Assistant coach at Florida International)
Nick Bowman (Assistant coach at UTSA)
Matt Bucklin (Assistant coach at Vanderbilt)
Tee Butters (Associate head coach at South Florida)
Kylen Butler (Assistant coach at Coastal Carolina)
Mark Byington (Head coach at Vanderbilt)
Austin Claunch (Head coach at UTSA)
Aaron Coombs (Head coach at Georgia Southwestern State)
Antonio Reynolds Dean (Associate head coach at Georgia)
Billy Donlon (Associate head coach at Clemson)
Jimmy Garrity (Head women's coach at Wofford)
Earl Grant (Head coach at Boston College)
Marty McGillan (Assistant coach at Longwood)
Riley McGillan (Assistant coach at Belmont Abbey)
Lucas McKay (Director of recruiting at Clemson)
AJ Morris (Video coordinator at Clemson)
Rick Ray (Assistant coach at Vanderbilt)
Richie Riley (Head coach at South Alabama)
Tanner Smith (Assistant coach at Appalachian State)

NBA DRAFT PICKS UNDER BROWNELL

2014	KJ McDaniels, 32nd to Philadelphia
2017	Jaron Blossomgame, 59th to San Antonio
2023	Hunter Tyson, 37th to Denver

BRAD BROWNELL'S YEAR-BY-YEAR COACHING RECORD

YEAR	SCHOOL	OVERALL	.PCT	CONF.	POSTSEASON
2002-03	UNC Wilmington	24-7	.744	15-3	NCAA, 1st round
2003-04	UNC Wilmington	15-15	.500	9-9	
2004-05	UNC Wilmington	19-10	.655	13-5	
2005-06	UNC Wilmington	25-8	.758	15-3	NCAA, 1st round
2006-07	Wright State	23-10	.697	13-3	NCAA, 1st round
2007-08	Wright State	21-10	.677	12-6	
2008-09	Wright State	20-13	.606	12-6	
2009-10	Wright State	20-12	.625	12-6	
2010-11	Clemson	22-12	.647	9-7	NCAA, 2nd round
2011-12	Clemson	16-15	.516	8-8	
2012-13	Clemson	13-18	.419	5-13	
2013-14	Clemson	23-13	.639	10-8	NIT, Semifinals
2014-15	Clemson	16-15	.516	8-10	
2015-16	Clemson	17-14	.548	10-8	
2016-17	Clemson	17-16	.515	6-12	NIT, 1st Round
2017-18	Clemson	25-10	.714	11-7	NCAA, Sweet 16
2018-19	Clemson	20-14	.588	9-9	NIT, 2nd Round
2019-20	Clemson	16-15	.516	9-11	No Postseason Due to COVID-19
2020-21	Clemson	16-8	.667	10-6	NCAA, 1st Round
2021-22	Clemson	17-16	.515	8-12	
2022-23	Clemson	23-11	.676	14-6	NIT, 1st Round
2023-24	Clemson	24-12	.667	11-9	NCAA, Elite Eight
2024-25	Clemson	27-7	.794	18-2	NCAA, 1st Round
2025-26	Clemson	0-0	.000	0-0	

HEAD COACHING SUMMARY

at UNC Wilmington	83-40	.675	52-20
at Wright State	84-45	.651	49-21
at Clemson	292-196	.598	146-128
TOTALS	459-281	.620	247-169

NOTE: Conference record is regular season only.



2024-25 SEASON STATS



2024-25 Clemson Men's Basketball Combined Team Statistics All games

Page 1/1
as of Oct 03, 2025

Game Records					Score by Periods				
Record	Overall	Home	Away	Neutral	Team	1st	2nd	OT	TOT
ALL GAMES	27-7	15-2	9-3	3-2	Clemson	1227	1307	52	2586
CONFERENCE	18-2	9-1	9-1	0-0	Opponents	1054	1122	60	2236
NON-CONFERENCE	9-5	6-1	0-2	3-2					

Team Box Score																								
No.	Player				Total		3-Point		F-Throw		Rebounds													
		GP-GS	MIN	AVG	FG-FGA	FG%	3FG-3FGA	3FG%	FT-FTA	FT%	OFF	DEF	TOT	AVG	PF	DQ	A	TO	BLK	STL	PTS	AVG		
1	HUNTER, Chase	34-33	1137:57	33.5	187-398	.470	77-189	.407	110-127	.866	18	85	103	3.0	64	0	85	69	16	48	561	16.5		
4	SCHIEFFELIN, Ian	34-34	1135:03	33.4	157-317	.495	29-85	.341	80-108	.741	104	215	319	9.4	63	1	91	55	25	27	423	12.4		
11	ZACKERY, Jaeden	34-34	1205:42	35.5	141-311	.453	41-114	.360	74-90	.822	33	80	113	3.3	74	1	106	51	3	70	397	11.7		
0	LAKHIN, Viktor	34-33	802:45	23.6	150-296	.507	24-64	.375	64-92	.696	76	141	217	6.4	97	4	52	52	50	35	388	11.4		
7	WIGGINS, Chauncey	34-26	801:58	23.6	106-242	.438	42-115	.365	29-36	.806	26	74	100	2.9	42	1	24	38	7	9	283	8.3		
2	HUNTER, Dillon	30-9	678:11	22.6	57-141	.404	24-77	.312	24-39	.615	13	63	76	2.5	65	1	58	14	4	27	162	5.4		
3	HEIDBREDER, Jake	32-0	448:59	14.0	44-109	.404	28-75	.373	16-16	1.000	14	24	38	1.2	34	0	25	14	0	18	132	4.1		
10	JONES, Del	32-0	376:03	11.8	48-119	.403	14-45	.311	13-17	.765	13	34	47	1.5	35	0	32	25	2	6	123	3.8		
6	FOSTER, Myles	28-0	164:44	5.9	23-41	.561	4-7	.571	13-24	.542	19	22	41	1.5	22	0	3	10	5	4	63	2.3		
14	REEVES, Christian	29-1	145:35	5.0	12-24	.500	0-0	.000	12-16	.750	14	29	43	1.5	17	0	5	10	7	6	36	1.2		
5	THOMAS, Asa	12-0	27:41	2.3	4-10	.400	4-8	.500	2-3	.667	0	2	2	0.2	1	0	2	3	0	1	14	1.2		
20	KELLY, Matt	6-0	07:08	1.2	1-2	.500	1-2	.500	0-0	.000	0	2	2	0.3	2	0	0	2	0	0	3	0.5		
32	NAUSEEF, Daniel	7-0	07:08	1.0	0-1	.000	0-0	.000	1-2	.500	0	0	0	0.0	0	0	1	0	0	0	1	0.1		
13	LATIFF, Andrew	6-0	07:08	1.2	0-0	.000	0-0	.000	0-0	.000	0	0	0	0.0	1	0	0	0	0	1	0	0.0		
35	ROBERTS, Jackson	4-0	03:59	1.0	0-1	.000	0-0	.000	0-0	.000	1	0	1	0.3	1	0	0	0	0	0	0	0.0		
Team											52	48	100					15						
Total		34	6950		930-2012	.462	288-781	.369	438-570	.768	383	819	1202	35.4	518	8	484	358	119	252	2586	76.1		
Opponents		34	6950		819-1915	.428	232-728	.319	366-533	.687	358	752	1110	32.6	553	9	358	452	103	210	2236	65.8		

Team Statistics		CU	OPP
Scoring		2586	2236
Points per game		76.1	65.8
Scoring margin		+10.3	-
Field goals-att		930-2012	819-1915
Field goal pct		.462	.428
3 point fg-att		288-781	232-728
3-point FG pct		.369	.319
3-pt FG made per game		8.5	6.8
Free throws-att		438-570	366-533
Free throw pct		.768	.687
F-Throws made per game		12.9	10.8
Rebounds		1202	1110
Rebounds per game		35.4	32.6
Rebounding margin		+2.7	-
Assists		484	358
Assists per game		14.2	10.5
Turnovers		358	452
Turnovers per game		10.5	13.3
Turnover margin		+2.8	-
Assist/turnover ratio		1.4	0.8
Steals		252	210
Steals per game		7.4	6.2
Blocks		119	103
Blocks per game		3.5	3.0
Winning streak		0	-
Home win streak		4	-
Attendance		140211	115169
Home games-Avg/Game		17-8248	12-9597
Neutral site-Avg/Game		-	5-8684

Team Results		Date	Opponent	Score	Att.
		11/04/2024	Charleston So.	W	91-64 7463
		11/08/2024	Saint Francis	W	88-62 7571
		11/12/2024	Eastern Ky.	W	75-62 7258
		11/17/2024	at Boise St.	L	71-84 11275
		11/21/2024	Radford	W	79-51 7166
		11/25/2024	vs San Francisco	W	70-55 1690
		11/26/2024	vs Penn St.	W	75-67 1548
		11/29/2024	Florida A&M	W	86-58 9000
		12/03/2024	Kentucky	W	70-66 9000
		12/07/2024	at Miami (FL)	W	65-55 5582
		12/14/2024	Memphis	Lot	82-87 8148
		12/17/2024	at South Carolina	Lot	88-91 12780
		12/21/2024	Wake Forest	W	73-62 6889
		01/01/2025	Stanford	W	85-71 8337
		01/04/2025	California	W	80-68 7660
		01/07/2025	at Louisville	L	64-74 14991
		01/11/2025	Florida St.	W	77-57 9341
		01/14/2025	at Georgia Tech	W	70-59 4047
		01/18/2025	at Pittsburgh	Wot	78-75 10584
		01/22/2025	Syracuse	W	86-72 9000
		01/25/2025	at Virginia Tech	W	72-57 8925
		02/01/2025	at NC State	W	68-58 15299
		02/04/2025	Georgia Tech	Lot3	86-89 7913
		02/08/2025	Duke	W	77-71 9000
		02/10/2025	North Carolina	W	85-65 8704
		02/15/2025	at Florida St.	W	72-46 6278
		02/22/2025	at SMU	W	79-69 7054
		02/26/2025	Notre Dame	W	83-68 8761
		03/01/2025	at Virginia	W	71-58 13992
		03/05/2025	at Boston College	W	78-69 4362
		03/08/2025	Virginia Tech	W	65-47 9000
		03/13/2025	vs SMU	W	57-54 10627
		03/14/2025	vs Louisville	L	73-76 18116
		03/20/2025	vs McNeese	L	67-69 11441



2024-25 ACC STATS



2024-25 Clemson Men's Basketball Combined Team Statistics In Conference games

Page 1/1
as of Oct 03, 2025

Game Records

Record	Overall	Home	Away	Neutral
ALL GAMES	18-2	9-1	9-1	0-0
CONFERENCE	18-2	9-1	9-1	0-0
NON-CONFERENCE	0-0	0-0	0-0	0-0

Score by Periods

Team	1st	2nd	OT	TOT
Clemson	759	721	34	1514
Opponents	627	629	34	1290

Team Box Score

No.	Player				Total		3-Point		F-Throw		Rebounds											
		GP-GS	MIN	AVG	FG-FGA	FG%	3FG-3FGA	3FG%	FT-FTA	FT%	OFF	DEF	TOT	AVG	PF	DQ	A	TO	BLK	STL	PTS	AVG
1	HUNTER, Chase	20-19	663:33	33.2	104-226	.460	43-108	.398	60-68	.882	9	51	60	3.0	37	0	53	42	12	27	311	15.6
11	ZACKERY, Jaeden	20-20	731:07	36.6	91-197	.462	24-73	.329	47-58	.810	23	51	74	3.7	41	0	70	33	3	39	253	12.7
4	SCHIEFFELIN, Ian	20-20	661:43	33.1	94-172	.547	21-49	.429	39-54	.722	48	108	156	7.8	31	0	50	29	15	16	248	12.4
0	LAKHIN, Viktor	20-19	478:37	23.9	93-177	.525	17-40	.425	33-49	.673	46	86	132	6.6	53	1	37	28	32	21	236	11.8
7	WIGGINS, Chauncey	20-13	467:03	23.4	65-139	.468	24-62	.387	15-18	.833	15	50	65	3.3	20	0	12	20	6	6	169	8.5
2	HUNTER, Dillon	19-8	460:26	24.2	34-83	.410	14-47	.298	13-22	.591	7	41	48	2.5	48	1	42	9	3	19	95	5.0
3	HEIDBREDER, Jake	20-0	273:50	13.7	29-70	.414	18-47	.383	6-6	1.000	9	14	23	1.2	18	0	14	6	0	12	82	4.1
10	JONES, Del	18-0	196:24	10.9	28-69	.406	8-23	.348	9-11	.818	8	20	28	1.6	17	0	19	11	0	4	73	4.1
6	FOSTER, Myles	15-0	81:54	5.5	10-18	.556	1-3	.333	6-8	.750	7	10	17	1.1	10	0	0	2	1	1	27	1.8
14	REEVES, Christian	15-1	64:51	4.3	5-12	.417	0-0	.000	6-8	.750	10	15	25	1.7	9	0	2	4	2	2	16	1.1
20	KELLY, Matt	3-0	02:58	1.0	1-2	.500	1-2	.500	0-0	.000	0	1	1	0.3	1	0	0	2	0	0	3	1.0
32	NAUSEEF, Daniel	3-0	02:58	1.0	0-0	.000	0-0	.000	1-2	.500	0	0	0	0.0	0	0	0	0	0	0	1	0.3
5	THOMAS, Asa	4-0	10:19	2.6	0-4	.000	0-2	.000	0-0	.000	0	0	0	0.0	0	0	0	1	0	0	0	0.0
13	LATIFF, Andrew	3-0	02:58	1.0	0-0	.000	0-0	.000	0-0	.000	0	0	0	0.0	0	0	0	0	0	1	0	0.0
35	ROBERTS, Jackson	2-0	01:19	0.7	0-0	.000	0-0	.000	0-0	.000	0	0	0	0.0	0	0	0	0	0	0	0	0.0
Team											32	28	60					13				
Total		20	4100		554-1169	.474	171-456	.375	235-304	.773	214	475	689	34.5	285	2	299	200	74	148	1514	75.7
Opponents		20	4100		482-1123	.429	136-423	.322	190-279	.681	211	426	637	31.9	302	4	196	255	59	118	1290	64.5

Team Statistics

	CU	OPP
Scoring		
Points per game	75.7	64.5
Scoring margin	+11.2	-
Field goals-att		
Field goal pct	.474	.429
3 point fg-att		
3-point FG pct	.375	.322
3-pt FG made per game	8.6	6.8
Free throws-att		
Free throw pct	.773	.681
F-Throws made per game	11.8	9.5
Rebounds		
Rebounds per game	34.5	31.9
Rebounding margin	+2.6	-
Assists		
Assists per game	15.0	9.8
Turnovers		
Turnovers per game	10.0	12.8
Turnover margin	+2.8	-
Assist/turnover ratio	1.5	0.8
Steals		
Steals per game	7.4	5.9
Blocks		
Blocks per game	3.7	3.0
Winning streak		
Home win streak	4	-
Attendance		
Home games-Avg/Game	10-8461	10-9111
Neutral site-Avg/Game	-	0-0

Team Results

Date	Opponent		Score	Att.
12/07/2024	at Miami (FL)	W	65-55	5582
12/21/2024	Wake Forest	W	73-62	6889
01/01/2025	Stanford	W	85-71	8337
01/04/2025	California	W	80-68	7660
01/07/2025	at Louisville	L	64-74	14991
01/11/2025	Florida St.	W	77-57	9341
01/14/2025	at Georgia Tech	W	70-59	4047
01/18/2025	at Pittsburgh	Wot	78-75	10584
01/22/2025	Syracuse	W	86-72	9000
01/25/2025	at Virginia Tech	W	72-57	8925
02/01/2025	at NC State	W	68-58	15299
02/04/2025	Georgia Tech	Lot3	86-89	7913
02/08/2025	Duke	W	77-71	9000
02/10/2025	North Carolina	W	85-65	8704
02/15/2025	at Florida St.	W	72-46	6278
02/22/2025	at SMU	W	79-69	7054
02/26/2025	Notre Dame	W	83-68	8761
03/01/2025	at Virginia	W	71-58	13992
03/05/2025	at Boston College	W	78-69	4362
03/08/2025	Virginia Tech	W	65-47	9000

