

ACC Weekly Football News & Notes - Week 7

2025 STANDINGS

| STANDINGS | ACC | | OVERALL | | POINTS | | HOME | AWAY | NEUT | STREAK | VS. AP TOP 10 | VS. AP TOP 25 |
|----------------|-----|-------|---------|-------|--------|-----|------|------|------|--------|------------------|------------------|
| | W-L | PCT. | W-L | PCT. | FOR | OPP | | | | | | |
| Virginia | 3-0 | 1.000 | 5-1 | .833 | 258 | 143 | 4-0 | 1-1 | 0-0 | W4 | 1-0 | 1-0 |
| Duke | 3-0 | 1.000 | 4-2 | .667 | 219 | 153 | 2-1 | 2-1 | 0-0 | W3 | 0-0 | 0-1 |
| Georgia Tech | 2-0 | 1.000 | 5-0 | 1.000 | 185 | 106 | 3-0 | 2-0 | 0-0 | W5 | 0-0 | 1-0 |
| Miami | 1-0 | 1.000 | 5-0 | 1.000 | 175 | 68 | 4-0 | 1-0 | 0-0 | W5 | 1-0 | 3-0 |
| SMU | 1-0 | 1.000 | 3-2 | .600 | 170 | 124 | 2-1 | 1-1 | 0-0 | W1 | 0-0 | 0-0 |
| Louisville | 1-1 | .500 | 4-1 | .800 | 180 | 105 | 3-1 | 1-0 | 0-0 | L1 | 0-0 | 0-1 |
| California | 1-1 | .500 | 4-2 | .667 | 145 | 135 | 2-1 | 2-1 | 0-0 | L1 | 0-0 | 0-0 |
| Pitt | 1-1 | .500 | 3-2 | .600 | 205 | 98 | 3-1 | 0-1 | 0-0 | W1 | 0-0 | 0-0 |
| Stanford | 1-1 | .500 | 2-3 | .400 | 103 | 147 | 2-0 | 0-3 | 0-0 | W1 | 0-0 | 0-0 |
| Virginia Tech | 1-1 | .500 | 2-4 | .333 | 141 | 170 | 1-3 | 1-0 | 0-1 | L1 | 0-0 | 0-1 |
| NC State | 1-2 | .333 | 4-2 | .667 | 203 | 150 | 3-1 | 1-1 | 0-0 | W1 | 0-0 | 0-0 |
| Wake Forest | 1-2 | .333 | 3-2 | .600 | 135 | 106 | 2-2 | 1-0 | 0-0 | W1 | 0-0 | 0-1 |
| Syracuse | 1-2 | .333 | 3-3 | .500 | 174 | 179 | 2-1 | 1-1 | 0-1 | L2 | 0-0 | 0-1 |
| Clemson | 1-2 | .333 | 2-3 | .400 | 117 | 101 | 1-2 | 1-1 | 0-0 | W1 | 0-1 | 0-1 |
| North Carolina | 0-1 | .000 | 2-3 | .400 | 94 | 129 | 1-2 | 1-1 | 0-0 | L2 | 0-0 | 0-0 |
| Florida State | 0-2 | .000 | 3-2 | .600 | 234 | 104 | 3-1 | 0-1 | 0-0 | L2 | 1-1 | 1-1 |
| Boston College | 0-3 | .000 | 1-4 | .200 | 157 | 158 | 1-1 | 0-3 | 0-0 | L4 | 0-0 | 0-0 |

2025 SCHEDULE - WEEK 7

| SATURDAY, OCTOBER 11 | TIME | TV | SIRIUSXM | APP/WEB |
|---|--------------|---------|---------------|----------|
| Pitt (3-2) at #25 Florida State (3-2) | Noon ET | ESPN | 137, 193, 371 | 371, 955 |
| Series: Pitt leads series, 6-5-0; Last meeting: Florida State, 24-7 (2023) ESPN: Dave Pasch (play-by-play), Dusty Dvoracek (analyst), Taylor McGregor (sideline) | | | | |
| Stanford (2-3) at SMU (3-2) | Noon ET | The CW | 113, 194, 385 | 956, 975 |
| Series: Series tied, 1-1-0; Last meeting: SMU, 40-10 (2024) The CW: Thom Brennaman (play-by-play), Will Blackmon (analyst), Wes Bryant (sideline) | | | | |
| Virginia Tech (2-4) at #13 Georgia Tech (5-0) | 3:30 p.m. ET | ACCN | 137, 193, 371 | 371, 955 |
| Series: Virginia Tech leads series, 12-8-0; Last meeting: Virginia Tech, 21-6 (2024) ACCN: Wes Durham (play-by-play), Steve Addazio (analyst), Dana Boyle (sideline) | | | | |
| NC State (4-2) at #16 Notre Dame (3-2) | 3:30 p.m. ET | Peacock | 85, 129 | 85, 129 |
| Series: Series tied, 2-2-0; Last meeting: Notre Dame, 45-24 (2023) Peacock: Dan Hicks (play-by-play), Jason Garrett (analyst), Zora Stephenson (sideline) | | | | |
| Wake Forest (3-2) at Oregon State (0-6) | 3:30 p.m. ET | The CW | 386, 387 | 976, 977 |
| Series: First Meeting The CW: Ted Robinson (play-by-play), Ryan Leaf (analyst), Nigel Burton (sideline) | | | | |
| Clemson (2-3) at Boston College (1-4) | 7:30 p.m. ET | ACCN | 137, 193, 371 | 371, 955 |
| Series: Clemson leads series, 21-9-2; Last meeting: Clemson, 31-3 (2022) ACCN: Chris Cotter (play-by-play), Forrest Conoloy (analyst), Kendra Douglas (sideline) | | | | |

QUICK HITTERS

ACC WITH MULTIPLE TOP-10 WINS

■ The ACC is one of only three conferences with multiple top-10 victories so far this season.

ACC Top-10 Wins in 2025

| Date | Matchup | Result |
|---------|------------------------------|------------|
| 8/30/25 | #8 Alabama at Florida State | FSU, 31-17 |
| 8/31/25 | #6 Notre Dame at #10 Miami | UM, 27-24 |
| 9/26/25 | #8 Florida State at Virginia | UVA, 46-38 |

■ The ACC's two top-10 non-conference wins in Week 1 marked only the second time since 1980 that a single conference has achieved two such victories to start the season; the previous instance was when the SEC did so in 2018. *(Stats Perform)*

CLOSE FINISHES HIGHLIGHT ACC PLAY

■ ACC league play is off to a thrilling start, with close finishes, overtimes, and last-possession drama.

■ Nine conference games so far this season have been decided by one score (8 points or fewer).

ACC League Games Decided by One-Score

| Date | Matchup | Result |
|---------|---------------------------------|------------------|
| 9/11/25 | #12 Clemson at Georgia Tech | GT, 24-21 |
| 9/26/25 | #8 Florida State at Virginia | UVA, 46-38 (2ot) |
| 9/27/25 | Louisville at Pitt | UL, 34-27 |
| 9/27/25 | #16 Georgia Tech at Wake Forest | GT, 30-29 (ot) |
| 9/27/25 | California at Boston College | CAL, 28-24 |
| 9/27/25 | Virginia Tech at NC State | VT, 23-21 |
| 10/4/25 | Wake Forest at Virginia Tech | WF, 30-23 |
| 10/4/25 | #24 Virginia at Louisville | UVA, 30-27 (ot) |
| 10/4/25 | #3 Miami at #18 Florida State | UM, 28-22 |

■ In Week 5, there were two conference games in the ACC that went to overtime, marking the first time multiple ACC league games went past regulation in the same week since Week 8 of 2019. *(Stats Perform)*

ACC AVAILABILITY REPORTING

■ The ACC announced on July 22, 2025, two new policies to enhance the safety and well-being of ACC student-athletes in the 2025-26 academic year.

(1) Institutional event security plans will limit access to the competition area in football and men's and women's basketball.

(2) the availability status of student-athletes will be reported before each conference game in football, baseball, men's and women's basketball.

■ Before each conference game, a team will disclose any student-athlete whose availability for the upcoming game is in question. A student-athlete can be listed on the Availability Report if their status is uncertain for any reason (e.g., injury or illness, academic or other eligibility issue, personal or family matter, etc.); however, only the status and not the specific reason will be publicly reported.

■ In football, a report will be submitted two days before each Conference game (e.g., Thursday before a Saturday game) with an update on the day before the game and on game day.

■ For each report submitted before game day, student-athletes will be designated as Available, Probable, Questionable, or Out for the upcoming game. Game Day Reports will be submitted two hours before each game. For this report, student-athletes will be designated as Available, Game Time Decision, or Out.

■ All availability reports and the full conference policy will be available to the public and media on the ACC's website – www.theACC.com.

(starts Week 3 with Conference play).

theacc.com/fbreporting

** This policy is intended to help protect student-athletes and staff members from outside entities seeking to obtain inside information about availability and participation, including but not limited to injuries. It will also reinforce to athletes and staff the sensitivity of such information.*

Statement from ACC Commissioner Jim Phillips, Ph.D., on the Future ACC Football Scheduling Model

"We have been incredibly intentional throughout our discussions on ACC Football, including the future of our conference schedule. Today, the Athletic Directors of the 17 football-playing institutions overwhelmingly supported a regular season schedule that includes nine conference games and a minimum of 10 games each year against Power 4 opponents. This positions the ACC as one of only two leagues committed to having every team annually play a minimum of 10 games against Power 4 teams. There will be additional discussions and more details to be determined, but today's decision showcases the commitment and leadership of our ADs in balancing what is best for strengthening the conference and their respective programs. As specified in the Conference constitution, the model will be presented to the Faculty Athletics Representatives for formal adoption."

September 22, 2025

AP TOP 25

October 5, 2025

| Rk. | Team | Points |
|-----|----------------------|-------------|
| 1. | Ohio State (40) | 1620 |
| 2. | Miami (21) | 1579 |
| 3. | Oregon (5) | 1542 |
| 4. | Ole Miss | 1376 |
| 5. | Texas A&M | 1361 |
| 6. | Oklahoma | 1346 |
| 7. | Indiana | 1213 |
| 8. | Alabama | 1202 |
| 9. | Texas Tech | 1135 |
| 10. | Georgia | 1084 |
| 11. | LSU | 949 |
| 12. | Tennessee | 892 |
| 13. | Georgia Tech | 782 |
| 14. | Missouri | 775 |
| 15. | Michigan | 707 |
| 16. | Notre Dame | 610 |
| 17. | Illinois | 522 |
| 18. | BYU | 463 |
| 19. | Virginia | 452 |
| 20. | Vanderbilt | 407 |
| 21. | Arizona State | 214 |
| 22. | Iowa State | 165 |
| 23. | Memphis | 153 |
| 24. | South Florida | 150 |
| 25. | Florida State | 147 |

(first-place votes in parenthesis)

2025 ACC FOOTBALL NOTES

FOUR TEAMS RANKED IN AP TOP 25 POLL

■ For the second consecutive week, the ACC had four teams ranked in the Associated Press (AP) Top 25 Poll: Miami (No. 2), Georgia Tech (No. 13), Virginia (No. 19) and Florida State (No. 25).

■ Miami moved up one spot to No. 2, the highest rank of the season for the Hurricanes, after defeating then-No. 18 Florida State, 28-22.

■ Georgia Tech also moved up, climbing four spots to No. 13 in the poll despite having an open week.

■ Virginia, who entered the AP Top 25 Poll for the first time since 2019 last week at No. 24, moved up five spots to No. 19 this week following an overtime road win at then-unbeaten Louisville.

■ Florida State remained in the top 25 despite a tough loss at home to then-No. 3 Miami, 28-22, in a key rivalry game.

■ Louisville (3) also received votes in the Week 7 poll and has earned votes in all seven polls this season.

TRIO OF TEAMS RANKED IN TOP 20 IN COACHES POLL

■ Following Week 6, the ACC once again placed three teams inside the top 25 of the US LBM Coaches Poll: Miami (No. 3), Georgia Tech (No. 13) and Virginia (No. 24).

■ Miami remained at No. 3 for a second consecutive week, moving to 5-0 on the season with three AP Top-25 ranked wins.

US LBM COACHES POLL

October 5, 2025

| Rk. | Team | Points |
|-----|---------------------|-------------|
| 1. | Ohio State (59) | 1638 |
| 2. | Oregon (3) | 1572 |
| 3. | Miami (3) | 1531 |
| 4. | Ole Miss | 1402 |
| 5. | Texas A&M | 1330 |
| 6. | Oklahoma | 1283 |
| 7. | Indiana | 1206 |
| 8. | Alabama | 1183 |
| 9. | Georgia | 1128 |
| 10. | Texas Tech | 1082 |
| 11. | LSU | 999 |
| 12. | Tennessee | 889 |
| 13. | Georgia Tech | 819 |
| 14. | Missouri | 736 |
| 15. | Michigan | 653 |
| 16. | Notre Dame | 491 |
| 17. | Illinois | 484 |
| 18. | BYU | 453 |
| 19. | Texas | 372 |
| 20. | Vanderbilt | 329 |
| 21. | Iowa State | 295 |
| 22. | Penn State | 294 |
| 23. | Arizona State | 292 |
| 24. | Virginia | 258 |
| 25. | Memphis | 162 |

(first-place votes in parenthesis)

■ Georgia Tech continued to move up the coaches poll, moving up to No. 13 following an open week.

■ Virginia moved into the US LBM Coaches Poll, debuting this week at No. 24 following an overtime win on the road at previously unbeaten Louisville.

■ Florida State (93), Louisville (10), Duke (7) and SMU (2) all received votes in this week's poll.

TWO UNDEFEATED ACC TEAMS WITH MULTIPLE P4 WINS

■ Heading into Week 7, the ACC boasts two undefeated teams — Georgia Tech and Miami — each with three Power Four (P4) wins on the season.

■ The Yellow Jackets and Hurricanes are two of only seven teams nationally that are both undefeated and have three Power 4 wins.

Undefeated Teams with Multiple P4 Wins

| Team | Record | P4 Wins |
|---------------------------|------------|----------|
| BYU (Big 12) | 5-0 | 3 |
| Georgia Tech (ACC) | 5-0 | 3 |
| Miami (ACC) | 5-0 | 3 |
| Ohio State (Big Ten) | 5-0 | 3 |
| Ole Miss (SEC) | 5-0 | 3 |
| Oregon (Big Ten) | 5-0 | 3 |
| Texas A&M (SEC) | 5-0 | 3 |

■ Miami is the first ACC team to record three wins over AP-ranked teams in its first five games since Clemson in 2017. The only other teams to do it in the CFP era are Alabama in 2021 and Tennessee in 2022. (ESPN Research)

TRIO OF ACC TEAMS STILL UNDEFEATED

■ Heading into Week 7, two ACC teams are still undefeated on the season.

ACC Teams Undefeated Heading into Week 7

| Team | Overall Record |
|--------------|----------------|
| Georgia Tech | 5-0 |
| Miami | 5-0 |

■ The ACC is one of only five FBS conferences with multiple undefeated teams through the first six weeks of the 2025 season.

LOOKING TO GO BOWLING

■ Georgia Tech will be the first ACC team with the chance to clinch bowl eligibility this week, as the Yellow Jackets are 5-0 entering a home contest versus Virginia Tech on Saturday, October 11.

ACC Teams Chasing Bowl-Eligibility

| Team | Record | Next Game |
|--------------|--------|----------------------------|
| Georgia Tech | 5-0 | 10/11 vs. Virginia Tech |
| Miami | 5-0 | 10/17 vs. Louisville |
| Virginia | 5-1 | 10/18 vs. Washington State |

STRONGEST NON-CONFERENCE SCHEDULE

■ ACC teams are scheduled to play 26 games against peer Power 4 conference opponents and Notre Dame in 2025, the most of any conference by at least eight games.

2025 Scheduled Non-Conference Regular Season Games Versus P4 Opponents and Notre Dame

| Conference | Games |
|------------|-------|
| ACC | 26 |
| SEC | 18 |
| Big 12 | 14 |
| Big Ten | 12 |

■ Through Week 6 of the season, ACC teams have played 17 non-conference games against fellow Power 4 opponents and Notre Dame.

Non-Conference Games Played Versus P4 Opponents and Notre Dame - Through Week 6

| Conference | Games |
|------------|-------|
| ACC | 17 |
| Big 12 | 14 |
| SEC | 14 |
| Big Ten | 11 |

■ The ACC has nine games remaining against peer P4 and Notre Dame this season, four more than the other three conferences combined - SEC (4), Big Ten (1) and Big 12 (0).

ACC CONFERENCE CONTINUES IN WEEK 7

■ The ACC conference season continues this week with four conference matchups on Saturday, October 11.

Week 7 Conference Matchups

| Date | Matchup | Time (ET) TV |
|----------|-----------------------------------|------------------|
| 10/11/25 | Pitt at #25 Florida State | Noon ESPN |
| 10/11/25 | Stanford at SMU | Noon The CW |
| 10/11/25 | Virginia Tech at #13 Georgia Tech | 3:30 p.m. ACCN |
| 10/11/25 | Clemson at Boston College | 7:30 p.m. ACCN |

■ Entering Week 7 of the season, five teams are still unbeaten in conference play, while six other teams have just one conference loss to date.

ROAD TESTS AND WINNING

■ Through the first six weeks of the season, road teams have thrived in ACC play, posting a 12-7 record in conference games. That strong showing includes a dominant Week 5, where visitors won five of six league matchups, and an impressive follow-up in Week 6 with road teams taking five of seven.

ACC GAMES COME DOWN TO THE WIRE

■ From 2021-24, 107 of 236 ACC conference games (45.3%) were decided by eight points or fewer.

■ In 2024 alone, 34 of 68 league games (50%) were one-possession outcomes.

■ So far this season, nine ACC games have been decided by one score or less (8 points or fewer).

ACC League Games Decided by One-Score

| Date | Matchup | Result |
|---------|---------------------------------|------------------|
| 9/11/25 | #12 Clemson at Georgia Tech | GT, 24-21 |
| 9/26/25 | #8 Florida State at Virginia | UVA, 46-38 (2ot) |
| 9/27/25 | Louisville at Pitt | UL, 34-27 |
| 9/27/25 | #16 Georgia Tech at Wake Forest | GT, 30-29 (ot) |
| 9/27/25 | California at Boston College | CAL, 28-24 |
| 9/27/25 | Virginia Tech at NC State | VT, 23-21 |
| 10/4/25 | Wake Forest at Virginia Tech | WF, 30-23 |
| 10/4/25 | #24 Virginia at Louisville | UVA, 30-27 (ot) |
| 10/4/25 | #3 Miami at #18 Florida State | UM, 28-22 |

■ Through the first six weeks of the season, the ACC's average margin of victory in conference games is 13.4 points, the second-smallest average among all P4 conferences.

■ In Week 5, five of the six ACC conference games were decided by one score (8 points or fewer), with each contest coming down to the final possession.

■ The ACC has consistently ranked among the nation's leaders in close games, highlighting the league's balance and competitiveness, and it is no different this year, with 47 percent of the conference games to date being decided by one score or less, the third-highest percentage in the FBS.

Close Games in ACC Play Since 2021

| Year | One-Score Games | ACC Games | Pct. |
|------|-----------------|-----------|------|
| 2021 | 25 | 56 | 44.6 |
| 2022 | 24 | 56 | 42.9 |
| 2023 | 24 | 56 | 42.9 |
| 2024 | 34 | 68 | 50.0 |
| 2025 | 9 | 19 | 47.4 |

ACC FOOTBALL FRIDAYS

■ ACC Football is set to dominate Fridays this fall, with a league-record 12 games scheduled for Fridays in 2025, the most of any conference.

■ 12 of the ACC's 17 football programs will participate in at least one primetime Friday night game.

■ ACC on Friday nights continues in Week 8 with a doubleheader, as Louisville will travel to Miami at 7 p.m. ET on either ESPN or ESPN2, while North Carolina will travel across the country to visit California at 10:30 p.m. ET on ESPN.

2025 Scheduled Friday Games with ACC Teams

| Date | Matchup | Time (ET) TV |
|----------|-------------------------------|------------------------|
| 8/29/25 | Kennesaw State at Wake Forest | WF, 10-9 |
| 8/29/25 | Georgia Tech at Colorado | GT, 27-20 |
| 9/5/25 | James Madison at Louisville | UL, 28-14 |
| 9/12/25 | Colgate at Syracuse | SU, 66-24 |
| 9/26/25 | #8 Florida State at Virginia | UVA, 46-38 (2ot) |
| 10/17/25 | Louisville at Miami | 7 p.m. ESPN or ESPN2 |
| 10/17/25 | North Carolina at Cal | 10:30 p.m. ESPN |
| 10/24/25 | Cal at Virginia Tech | 7:30 p.m. ESPN |
| 10/31/25 | North Carolina at Syracuse | 7:30 p.m. ESPN |
| 11/14/25 | Clemson at Louisville | 8 p.m. ESPN |
| 11/21/25 | Florida State at NC State | 8 p.m. ESPN |
| 11/28/25 | Georgia at Georgia Tech | 3:30 p.m. ABC |

ACC IS THE CONFERENCE OF QUARTERBACKS

■ The ACC has eight different quarterbacks across eight different teams that have thrown 10 or more touchdown passes thus far this season, tied for the most among all FBS conferences.

ACC QBs With 10 Touchdown Passes or More in 2025

| NCAA | Quarterback (School) | TDs |
|--------|----------------------------|-----|
| T-4th | Darian Mensah (Duke) | 15 |
| T-8th | CJ Bailey (NC State) | 13 |
| T-8th | Kevin Jennings (SMU) | 13 |
| T-22nd | Carson Beck (Miami) | 11 |
| T-22nd | Eli Holstein (Pitt) | 11 |
| T-22nd | Chandler Morris (Virginia) | 11 |
| T-35th | Steve Angeli (Syracuse) | 10 |
| T-35th | Cade Klubnik (Clemson) | 10 |

■ The ACC has six quarterbacks that rank among the nation's passing leaders this season with an average of 250.0 or more passing yards per game - the second-most of any conference.

ACC QBs Among the NCAA Passing Leaders

| NCAA | Quarterback (School) | Passing YPG |
|------|----------------------------------|-------------|
| 3rd | Darian Mensah (Duke) | 306.3 |
| 13th | Kevin Jennings (SMU) | 282.2 |
| 17th | CJ Bailey (NC State) | 276.7 |
| 18th | Miller Moss (Louisville) | 271.6 |
| 27th | Dylan Loneragan (Boston College) | 255.4 |
| 33rd | Cade Klubnik (Clemson) | 250.0 |

■ Six quarterbacks in the ACC rank in the top 26 in passing yards this season, the most of any conference.

ACC QBs Among the NCAA in Total Passing Leaders

| NCAA | Quarterback (School) | Passing Yards |
|------|---------------------------------------|---------------|
| 2nd | Darian Mensah (Duke) | 1,838 |
| 4th | CJ Bailey (NC State) | 1,660 |
| 15th | Jaron-Keawe Sagapolutele (California) | 1,487 |
| 19th | Chandler Morris (Virginia) | 1,428 |
| 21st | Kevin Jennings (SMU) | 1,411 |
| 26th | Miller Moss (Louisville) | 1,358 |

■ Quarterbacks in the ACC have recorded a total of 22 300-yard passing games this season, the most of all FBS conferences.

300-Yard Passing Games by FBS Conferences

| Conference | Games |
|------------------|-------|
| ACC | 22 |
| Big 12 | 18 |
| SEC | 18 |
| Big Ten | 16 |
| American | 11 |
| CUSA | 9 |
| Mountain West | 8 |
| Sun Belt | 4 |
| FBS Independents | 3 |
| MAC | 2 |
| Pac-12 | 2 |

■ The ACC has 13 different quarterbacks who have recorded at least one 300+ yard passing game this season, the most of all FBS conferences.

QBs by FBS Conference With 300-Yard Passing Games

| Conference | Games |
|------------------|-------|
| ACC | 13 |
| SEC | 12 |
| Big 12 | 10 |
| Big Ten | 8 |
| American | 6 |
| CUSA | 6 |
| Mountain West | 4 |
| Sun Belt | 4 |
| FBS Independents | 2 |
| MAC | 2 |
| Pac-12 | 1 |

ACC QBs With 300-Yard Passing Games in 2025

| Quarterback (School) | Games |
|--------------------------------|-------|
| Darian Mensah (Duke) | 3 |
| Miller Moss (Louisville) | 3 |
| CJ Bailey (NC State) | 3 |
| Dylan Loneran (Boston College) | 2 |
| Eli Holstein (Pitt) | 2 |
| Steve Angeli (Syracuse) | 2 |
| Cade Klubnik (Clemson) | 1 |
| Aaron Philo (Georgia Tech) | 1 |
| Carson Beck (Miami) | 1 |
| Mason Heintschel (Pitt) | 1 |
| Ben Gulbranson (Stanford) | 1 |
| Chandler Morris (Virginia) | 1 |
| Kyron Drones (Virginia Tech) | 1 |

CONFERENCE OF QB STANDOUTS

■ Miami's Carson Beck (transfer, 2025) is 5-0 with the Hurricanes and owns a career 29-3 (.906) record as a starting FBS QB — the best among active players (min. 5 starts). *(Stats Perform)*

■ Cal true freshman Jaron-Keawe Sagapolutele has thrown for 1,487 yards through the first six games of his collegiate career, the most of all true freshman quarterbacks nationally this season.

■ Georgia Tech's Haynes King continues to find the endzone with his legs, as he has now scored a rushing touchdown in eight consecutive regular-season games. That is tied for the third-most by an ACC quarterback since 1996. *(Stats Perform)*

ACC QBs, Most Consecutive Games with a Rush TD (Regular-Season Games - Since 1996)

| Quarterback (School) | Year(s) | Games |
|-------------------------------|---------|-------|
| Joshua Nesbitt (Georgia Tech) | 2009-10 | 11 |
| Lamar Jackson (Louisville) | 2015-16 | 9 |
| Lamar Jackson (Louisville) | 2017 | 8 |
| Haynes King (Georgia Tech) | 2024-25 | 8 |
| 3 others tied | | 7 |

■ King is also just the second ACC player in the last 30 years to have at least 750 passing yards, seven rushing touchdowns and one or zero interceptions through five games of a season. The other was Woody Dantzler, who started the 2000 season. *(Stats Perform)*

■ Clemson's Cade Klubnik has thrown at least three touchdown passes in 14 career games, tied for the most among active FBS players (Joey Aguilar - Tennessee). *(Stats Perform)*

■ SMU's Kevin Jennings and Duke's Darian Mensah are the only quarterbacks nationally to complete at least 60 percent of pass attempts, 250 passing yards and a passing touchdown in at least five games this season.

■ Pitt's Mason Heintschel joined an elite group of quarterbacks in Week 6 versus Boston College (Oct. 4), as he became just the fourth power conference quarterback in the last 15 years to make their first career start as a true freshman and recorded 300+ passing yards and 4+ passing touchdowns. *(Stats Perform)*

FBS, Power Conference True Freshmen QB (Since 2011) (300+ Pass Yards & 4+ Pass TD in 1st career start)

| Date | Player (School) | YDs | TDs |
|------------|-----------------------------|-----|-----|
| 8/30/2013 | Baker Mayfield (Texas Tech) | 413 | 4 |
| 9/27/2014 | Deshaun Watson (Clemson) | 435 | 6 |
| 10/29/2022 | Conner Weigman (Texas A&M) | 338 | 4 |
| 10/04/2025 | Mason Heintschel (Pitt) | 323 | 4 |

■ The ACC had three different players on October 4 with at least four passing touchdowns and an 80.0 completion percentage. The only other time in the last 30 seasons that an FBS conference had three such players accomplish that feat on a single day was the SEC on November 13, 2021 (Emory Jones, Will Rogers, Bryce Young). *(Stats Perform)*

■ In Virginia's win over then-No. 8 Florida State (September 27) in Week 5, quarterback Chandler Morris became just the third quarterback since 1995 with two passing TDs, three rushing TDs and at least a 74% completion percentage against a ranked team. *(Stats Perform)*

■ In Week 5, Stanford's Ben Gulbranson's 444 passing yards versus San Jose State (September 27) were the most by an FBS quarterback in a victory by exactly one point since Virginia's Brennan Armstrong threw for 487 yards in a one-point win over Louisville in October 2021. *(Stats Perform)*

■ In Week 4, Virginia Tech's Kyron Drones had 27 completions, an 84.4% completion percentage, two passing touchdowns and two rushing touchdowns. Over the last seven seasons, the only other FBS player to hit all those marks in a single game was LSU's Jayden Daniels on September 16, 2023. *(Stats Perform)*

■ NC State's CJ Bailey was the first Wolfpack player since Philip Rivers (2002) with at least 5 passing TDs and 3 rushing TDs through the first three games of a season. *(Stats Perform)*

■ Following his performance in Week 3 versus Clemson (Sept. 13), Georgia Tech's Haynes King has five career FBS games with 100+ passing and 100+ rushing yards — tied for third-most among active players. *(Stats Perform)*

■ Boston College's Dylan Loneran joined UNC's Drake Maye (2022) as the only ACC QBs since 2000 with 8+ TD passes and zero INTs through their first two games of a season. *(Stats Perform)*

■ Pitt's Eli Holstein became just the second FBS QB in the past 30 years (joining 2021 Heisman winner Bryce Young) with 3+ TD passes in each of his first six non-conference starts. *(Stats Perform)*

■ SMU's Kevin Jennings threw two 75+ yard TD passes in Week 2 vs. Baylor, becoming only the eighth ACC QB since 2000 with multiple 75+ yard TDs in a game. *(Stats Perform)*

■ Duke's Darian Mensah (389 yards, 3 TDs vs. Elon, Aug. 29) is one of only five ACC QBs since 2000 with 350+ yards and 3+ TDs in his debut, joining Cam Ward (Miami, 2024), Kyle McCord (Syracuse, 2024), Jameis Winston (FSU, 2013) and Philip Rivers (NC State, 2000). *(Stats Perform)*

■ In Week 1, Georgia Tech's Haynes King (Week 1 at Colorado) became just the second FBS player since 2000 with 140+ passing, 140+ rushing and 3+ rushing TDs in a season opener, joining Jalen Hurts (Oklahoma, 2019). *(Stats Perform)*

CONFERENCE OF QBS PRESEASON LOVE

■ The ACC had 13 quarterbacks named to the 2025 Johnny Unitas Golden Arm Award Watch List — no other conference had more.

■ The ACC also had seven quarterbacks named to the 2025 Davey O'Brien National Quarterback Award Watch List.

■ Five ACC quarterbacks were ranked in ESPN's Top 15 QBs in College Football in 2025 — Cade Klubnik of Clemson, Carson Beck of Miami, Haynes King of Georgia Tech, Kevin Jennings of SMU and Darian Mensah of Duke.

■ The ACC features nine of the top 30 quarterback transfers heading into the 2025 season and has seen a strong influx of talent at the position.

CONFERENCE OF QUARTERBACKS - NFL EDITION

■ Former ACC QBs are well-represented among NFL rosters in 2025, as the league has 24 quarterbacks from an ACC school on 19 different teams. (as of Oct. 6)

Jacoby Brissett, Arizona Cardinals (NC State)
Lamar Jackson, Baltimore Ravens (Louisville)
Mitchell Trubisky, Buffalo Bills (North Carolina)
Shane Buechele, Buffalo Bills (SMU)[^]
Deshaun Watson, Cleveland Browns (Clemson) (PUP)
Jared Goff, Detroit Lions (California)
Davis Mills, Houston Texans (Stanford)
Daniel Jones, Indianapolis Colts (Duke)
Riley Leonard, Indianapolis Colts (Duke)*
Trevor Lawrence, Jacksonville Jaguars (Clemson)
Kenny Pickett, Las Vegas Raiders (Pitt)
Drake Maye, New England Patriots (North Carolina)
Tyler Shough, New Orleans Saints (Louisville)
Russell Wilson, New York Giants (NC State)*
Jameis Winston, New York Giants (Florida State)
Tyrod Taylor, New York Jets (Virginia Tech)
Sam Howell, Philadelphia Eagles (North Carolina)
Kyle McCord, Philadelphia Eagles (Syracuse)[^]
Tanner McKee, Philadelphia Eagles (Stanford)
Aaron Rodgers, Pittsburgh Steelers (California)
DJ Uiagalelei, Los Angeles Chargers (Florida State)[^]
Cam Ward, Tennessee Titans (Miami)
Teddy Bridgewater, Tampa Bay Buccaneers (Louisville)
Sam Hartman, Washington Commanders (Wake Forest)^{^*}

*finished career in a school outside of the ACC
[^] practice squad

ACC IS LOADED WITH PREEMINENT PLAYERS

■ 18 different ACC players have rushed for 100+ yards in a game this season. Six have done it twice — Micah Ford (Stanford), Isaac Brown (Louisville), Adam Randall (Clemson), Mark Fletcher Jr. (Miami), Demond Claiborne (Wake Forest) and Kendrick Raphael (California), while Haynes King (Georgia Tech) has done it three times and Hollywood Smothers (NC State) has done it four times.

■ NC State's Hollywood Smothers ranks second nationally in rushing yards (693) and sixth in rushing yards per game (115.5).

■ In Week 6 versus Campbell (Oct. 4), NC State's Hollywood Smothers had a 59-yard touchdown run in the first quarter and a 35-yard run in the second quarter, giving him six runs of at least 35 yards this season, the most of any FBS player. (Stats Perform)

■ The ACC has five players who have rushed for six or more touchdowns this season - the second-most among P4 conferences this season.

ACC Players in the NCAA in Rushing TDs

| NCAA | Player (School) | TDs |
|--------|--------------------------------|-----|
| T-4th | J'Mari Taylor (Virginia) | 8 |
| T-7th | Demond Claiborne (Wake Forest) | 7 |
| T-7th | Haynes King (Georgia Tech) | 7 |
| T-20th | Anderson Castle (Duke) | 6 |
| T-20th | Gavin Sawchuk (Florida State) | 6 |

■ 25 different ACC players have posted 100-yard receiving games, with five different players posting two 100-yard receiving games - Bryant Westcoo Jr. (Clemson), Duce Robinson (Florida State), Chris Bell (Louisville), Romello Brinson (SMU) and CJ Williams (Stanford).

■ Two wideouts rank in the top 12 in the NCAA in receptions per game: Boston College's Lewis Bond (6th; 7.60) and Louisville's Chris Bell (11th; 7.00).

■ The ACC has four players that rank in the top 25 in the NCAA in total receptions - tied for the most among all conferences.

ACC Players in Top 25 in the NCAA in Total Receptions

| NCAA | Player (School) | Receptions |
|--------|-----------------------------|------------|
| T-7th | Lewis Bond (Boston College) | 38 |
| T-13th | Chris Bell (Louisville) | 35 |
| T-17th | Jacob De Jesus (California) | 34 |
| T-23rd | Johnntay Cook II (Syracuse) | 31 |

■ The ACC has four players ranked in the top 20 of the NCAA in receiving yards per game this season - the second-most of all FBS conferences.

ACC Players in Top 20 in NCAA in Receiving YPG

| NCAA | Player (School) | AVG YPG |
|------|-------------------------------|---------|
| 6th | Chris Bell (Louisville) | 100.4 |
| 16th | Romello Brinson (SMU) | 87.2 |
| 18th | Duce Robinson (Florida State) | 86.6 |
| 19th | Bryant Wesco Jr. (Clemson) | 86.2 |

■ The ACC has two players ranked in the top 10 of the NCAA in tackles-for-loss per game this season - tied for the most among all FBS conferences.

ACC Players in Top 10 in NCAA in TFL Per Game

| NCAA | Player (School) | TFL PG |
|-------|----------------------------|--------|
| T-7th | Vincent Anthony Jr. (Duke) | 1.67 |
| T-8th | Rasheem Biles (Pitt) | 1.60 |

■ Cal defensive back Hezekiah Masses leads the nation in passes defended (11) and passes defended per game (1.83), while also tied for second in all of FBS in interceptions (4).

■ Three of the top 20 players ranked in the NCAA in all-purpose yards per game hail from the ACC - tied for the second-most of all FBS conferences.

ACC Players in Top 20 in NCAA All-Purpose YPG

| NCAA | Player (School) | AP YPG |
|------|-------------------------------|--------|
| 3rd | Caullin Lacy (Louisville) | 151.40 |
| 10th | Hollywood Smothers (NC State) | 136.17 |
| 18th | Adam Randall (Clemson) | 125.00 |

■ The ACC has two players that rank in the top 10 in the NCAA in average yards per punt return.

ACC Players in Top 10 in NCAA in Punt Return Avg.

| NCAA | Player (School) | Average |
|------|---------------------------|---------|
| 3rd | Caullin Lacy (Louisville) | 24.3 |
| 7th | Yamir Knight (SMU) | 18.3 |

■ Louisville's Caullin Lacy is the only FBS player this season with two punt return touchdowns of at least 75 yards. It's already tied for the second most any ACC player has had in a single season over the last 30 years, trailing only Maryland's Steve Suter in 2002 (three). (Stats Perform)

■ Georgia Tech's Aidan Burr is one of two kickers in the FBS to have a 100% field-goal percentage on at least 10 attempts this season. (Stats Perform)

FRESHMEN PHENOMS

■ Five of the 14 FBS teams with multiple TD catches from true freshmen this season play in the ACC - Miami (5), Boston College (2), Florida State (2), SMU (2) and Syracuse (2). (Stats Perform)

ACC POWERHOUSE OFFENSES

■ Florida State ranks in the top 10 nationally in several offensive categories.

Florida State Offense in the NCAA

| NCAA | Offensive Statistic | Stat |
|------|------------------------------|-----------|
| 2nd | Rushing Offense | 295.4 ypg |
| 3rd | Total Offense | 560.8 ypg |
| 4th | Passing Yards per Completion | 15.61 |
| 5th | Scoring Offense | 46.8 ppg |
| 9th | 3rd-Down Conversion Pct. | 55.2 % |
| 9th | First Downs | 139 |

■ The ACC has five teams that rank in the top 10 in all of the NCAA in first downs made this season - the most of any conference.

ACC Teams in the Top 10 of the NCAA in First Downs

| NCAA | Team | First Downs Made |
|-------|---------------|------------------|
| T-2nd | Virginia | 147 |
| 6th | Syracuse | 141 |
| T-7th | Duke | 140 |
| T-9th | Florida State | 139 |
| T-9th | NC State | 139 |

■ Through Week 6, the ACC has five teams averaging 445.0 yards or more of total offense per game.

ACC Teams Averaging 445.0+ Yards of Total Offense

| NCAA | Team | Total YPG |
|------|---------------|-----------|
| 3rd | Florida State | 560.8 |
| 13th | Virginia | 489.2 |
| 16th | Georgia Tech | 476.0 |
| 21st | Duke | 467.0 |
| 31st | NC State | 447.7 |

■ This season, ACC teams have combined for 214 offensive "big plays" that have gone for at least 30 yards, the most of any FBS conference.

ACC TEAMS AIRING IT OUT

■ This season, the ACC features 11 teams that rank in the top 40 in the NCAA in passing offense - the most among all conferences.

ACC Teams in Top 40 in NCAA in Passing Offense

| NCAA | Team | Passing YPG |
|------|----------------|-------------|
| 7th | Syracuse | 320.7 |
| 11th | Boston College | 313.4 |
| 13th | Duke | 310.0 |
| 15th | Pitt | 307.0 |
| 20th | Louisville | 289.0 |
| 23rd | SMU | 284.0 |
| 26th | NC State | 282.3 |
| 29th | Clemson | 279.0 |
| 33rd | Virginia | 271.7 |
| 38th | Florida State | 265.4 |
| 40th | Miami | 264.2 |

■ ACC teams have combined to record 349 pass plays of 20 yards or more this season, the most of any conference.

Most Pass Plays of 20+ Yards by Conference

| Conference | Plays |
|------------------|-------|
| ACC | 349 |
| Big Ten | 305 |
| Big 12 | 305 |
| SEC | 302 |
| American | 209 |
| CUSA | 194 |
| Mountain West | 190 |
| Sun Belt | 184 |
| MAC | 160 |
| FBS Independents | 48 |
| Pac-12 | 35 |

■ Duke leads the nation with a total of 53 pass plays of 15+ yards this season. Syracuse is third with 46 pass plays of 15 yards or more, while NC State is tied for 10th in all of FBS with 40.

Most Pass Plays of 15+ Yards by Team in 2025

| Rank | Team | Plays |
|--------|---------------------|-------|
| 1st | Duke | 53 |
| 2nd | Baylor | 52 |
| 3rd | Syracuse | 46 |
| 4th | Alabama | 43 |
| T-5th | Arkansas | 42 |
| T-5th | Oregon State | 42 |
| T-5th | Texas Tech | 42 |
| T-5th | UConn | 42 |
| 9th | Tennessee | 41 |
| T-10th | NC State | 40 |
| T-10th | Southern California | 40 |
| T-10th | Western Kentucky | 40 |

ACC TEAMS CAN RUN IT TOO

■ There have been 38 touchdown runs of at least 25 yards this season in the ACC, the most of any FBS conference in 2025. (*Stats Perform*)

Most TD Runs of 25+ Yards by Conference

| Conference | TDs |
|------------|-----|
| ACC | 38 |
| American | 33 |
| Big Ten | 30 |
| Big 12 | 29 |
| SEC | 23 |
| Sun Belt | 23 |

■ This season, five different ACC players have had a game with 150+ rushing yards on 15 or fewer rushes. There were four such performances by ACC players from 2022 to 2024 combined. (*Stats Perform*)

| Date | Player (School) | Att. | Yards |
|------|--------------------------------|------|-------|
| 9/6 | Demond Claiborne (Wake Forest) | 10 | 193 |
| 9/13 | Harrison Waylee (Virginia) | 10 | 151 |
| 9/27 | Terion Stewart (Virginia Tech) | 15 | 174 |
| 9/27 | Turbo Richard (Boston College) | 15 | 171 |
| 9/27 | Nate Sheppard (Duke) | 15 | 168 |

ACC RACKING UP THE POINTS

■ Through the first six weeks of the season, seven ACC teams are averaging 35 points or more per game.

ACC Teams Averaging 35.0+ Points Per Game

| NCAA | Team | PPG |
|--------|---------------|------|
| 5th | Florida State | 46.8 |
| 10th | Virginia | 43.0 |
| 12th | Pitt | 41.0 |
| 25th | Georgia Tech | 37.0 |
| 29th | Duke | 36.8 |
| 36th | Louisville | 36.0 |
| T-39th | Miami | 35.0 |

■ Four ACC teams are ranked in the top 30 of FBS in average scoring margin this season.

Highest Average Scoring Margin in FBS

| NCAA | Team | Margin |
|--------|---------------|--------|
| 18th | Miami | +16.3 |
| 20th | Virginia | +15.2 |
| T-25th | Florida State | +14.0 |
| T-29th | Pitt | +13.8 |

■ In conference play this season, the ACC ranks second nationally and first among all Power 4 conferences in most combined points per game at 56.5.

Most Combined PPG in Conference Games - 2024

| Conference | PPG |
|---------------|------|
| Mountain West | 63.1 |
| ACC | 56.5 |
| Sun Belt | 55.6 |
| American | 55.5 |
| Big Ten | 53.6 |
| CUSA | 52.6 |
| SEC | 49.5 |
| MAC | 43.4 |

LIGHTING UP THE SCOREBOARD

■ All 16 ACC teams in action in Week 1 scored double-digit points in their season-opening contests, highlighted by three teams breaking the 50-point mark - Boston College (66 points), Pitt (61) and Louisville (51).

■ Five ACC teams scored 45 points or more over Week 1, the second-most of any conference in the opening week.

Teams That Scored 45 or More Points in Week 1

| Date | Team | Points (Result) |
|---------|----------------|-----------------|
| 8/30/25 | Boston College | 66 (W. 66-10) |
| 8/30/25 | Pitt | 61 (W. 61-9) |
| 8/30/25 | Louisville | 51 (W. 51-17) |
| 8/30/25 | Virginia | 48 (W. 48-7) |
| 8/28/25 | Duke | 45 (W. 45-17) |

■ Five ACC teams also tallied 45 points or more over Week 2, tied for the second-most of any conference for the second week of play.

Teams That Scored 45 or More Points in Week 2

| Date | Team | Points (Result) |
|--------|---------------|-------------------|
| 9/6/25 | Florida State | 77 (W. 77-3) |
| 9/6/25 | Georgia Tech | 59 (W. 59-12) |
| 9/6/25 | Miami | 45 (W. 45-3) |
| 9/6/25 | Pitt | 45 (W. 45-17) |
| 9/6/25 | SMU | 45 (L. 45-58 2OT) |

■ Florida State's 77-3 win over East Texas A&M (Sept. 6) marks the highest point total by any FBS team this season. It is also the most points scored by an ACC team since 2021, when Pitt defeated New Hampshire 77-7.

■ Four ACC teams registered 40 points or more over Week 3, marking three straight weeks in which four or more teams have scored 40 points or more in a contest.

Teams That Scored 40 or More Points in Week 3

| Date | Team | Points (Result) |
|---------|----------------|-----------------|
| 9/12/25 | Syracuse | 66 (W. 66-24) |
| 9/13/25 | Virginia | 55 (W. 55-16) |
| 9/13/25 | Miami | 49 (W. 49-12) |
| 9/13/25 | North Carolina | 41 (W. 41-6) |

■ Five ACC teams registered 40 points or more over Week 4, continuing the streak in which four or more teams have scored 40 points or more in a contest.

Teams That Scored 40 or More Points in Week 4

| Date | Team | Points (Result) |
|---------|---------------|-----------------|
| 9/20/25 | Florida State | 66 (W. 66-10) |
| 9/20/25 | Virginia | 48 (W. 48-20) |
| 9/20/25 | Duke | 45 (W. 45-33) |
| 9/20/25 | Georgia Tech | 45 (W. 45-24) |
| 9/20/25 | Louisville | 40 (W. 40-17) |

■ Virginia's 46 points against No. 8 Florida State in Week 5 (September 26) were the most by an unranked ACC team against a team ranked that high in the AP Poll since Florida State scored 54 at No. 7 BYU in September 2009.

GO FOR TWO!

■ This season, the ACC has 10 successful two-point conversions, tied for most among all FBS conferences (Mountain West). (*Stats Perform*)

ALL EYES ON CORAL GABLES, CANES IN WEEK 4

■ The spotlight returned to Coral Gables in Week 4, as ESPN's *College GameDay Built by The Home Depot* went live from the University of Miami as the undefeated Hurricanes hosted the Florida Gators in a primetime Sunshine State showdown on Saturday, September 20, at 7:30 p.m. ET on ABC.

■ It marked the 26th time that Miami has played in a game featured on *GameDay* and the ninth time as the host site. It was also the fourth Miami-Florida matchup selected for *GameDay*, joining the high-profile meetings in 2002, 2008 and 2019, and just the first in Coral Gables.

■ The Hurricanes welcomed *GameDay* back to Coral Gables for the first time since September 26, 2020, when then-No. 12 Miami hosted Florida State.

■ In addition to ESPN's presence, the ACC Network's *ACC Huddle* was also live from Coral Gables, adding to the atmosphere surrounding the rivalry showdown between Miami and Florida.

ACC OWNED LABOR DAY ONCE AGAIN

■ The ACC was the only league to compete across five days - Thursday through Monday, August 28 through September 1 - during Week 1 of the 2025 season.

■ This marked the sixth time this has happened for the ACC in the regular season since 2017 (2017, 2018, 2021, 2022, 2023). No other FBS conference has done so even once over that same period. (*Stats Perform*)

■ The ACC once again anchored Labor Day Weekend with the lone game on Labor Day as North Carolina played host to TCU in Bill Belichick's collegiate coaching debut.

■ It marked the 16th consecutive Labor Day game for the ACC (excluding the 2020 COVID season), and the 19th time since the tradition began with Florida State versus Miami in 2005.

HISTORICAL WEEK 1 FOR THE ACC

■ The ACC capped off a strong start to the 2025 season, with two teams recording top-10 wins in their Week 1 season openers.

ACC Teams with Top-10 Win in Week 1 of 2025

| Date | Matchup | Result |
|---------|-----------------------------|------------|
| 8/30/25 | #8 Alabama at Florida State | FSU, 31-17 |
| 8/31/25 | #6 Notre Dame at #10 Miami | UM, 27-24 |

■ The ACC's two top-10 non-conference wins in Week 1 this season marked only the second time since 1980 that a single conference has achieved two such victories to start the season; the previous instance was when the SEC did so in 2018. (*Stats Perform*)

■ The ACC's two top-10 non-conference wins in Week 1 this year marked only the 10th time since 1980 that a conference posted two top-10 non-conference victories in the same week, and the first time since the Sun Belt accomplished the feat in Week 2 of the 2022 season. (*Stats Perform*)

Conferences with Top-10 Non-Conference Wins Same Week

| Season (Week) | Conference | # Top-10 Wins |
|---------------|-----------------|---------------|
| 2025 (1) | ACC | 2 |
| 2022 (2) | Sun Belt | 2 |
| 2018 (1) | SEC | 2 |
| 2005 (2) | Big 12 | 2 |
| 2003 (4) | MAC | 2 |
| 2002 (3) | Big Ten | 2 |
| 2000 (3) | Pac-10 (Pac-12) | 2 |
| 1994 (6) | Big East | 2 |
| 1984 (2) | Big Ten | 2 |
| 1983 (2) | Big Ten | 2 |

■ Overall, the ACC went 12-4 in Week 1, including posting Power 4 non-conference wins over No. 8 Alabama (SEC), Colorado (Big 12), and No. 6 Notre Dame.

RETURNING ALL-ACC PERFORMERS

■ Led by first-team selections, Antonio Williams (Clemson), Blake Miller (Clemson), Chandler Rivers (Duke), Keylan Rutledge (Georgia Tech), Kyle Louis (Pitt), Desmond Reid (Pitt) and Isaiah Nwokobia (SMU), the ACC returns 23 players who earned first-, second-, or third-team All-ACC honors last year in 2024. (7 first-team; 7 second-team; 9 third-team selections)

INCOMING IMPACT PLAYERS FROM THE PORTAL

■ ACC has 22 of the top 100 transfers in the 247Sports 2025 College Football Transfer Portal Top Prospects.

■ Impact transfers ranked in the 247Sports Top 100 include: Duce Robinson, WR (Florida State); Will Heldt, DE (Clemson); Eric Rivers, WR (Georgia Tech); Ethan O'Connor, CB (Miami); CJ Daniels, WR (Miami); Charles Brantley, CB (Miami); Thaddeus Dixon, CB (North Carolina); Fa'alili Fa'amoe, OL (Wake Forest); Daniel King, OT (North Carolina); Khmori House, LB (North Carolina); Zechariah Poyser, S (Miami); Micah Pettus, OT (Florida State); and David Blay, DL (Miami).

ACC X NFL

■ No conference blends college football and NFL experience quite like the ACC in 2025, with three former NFL head coaches now leading programs: Bill O'Brien (Boston College), Bill Belichick (North Carolina), and Frank Reich (Stanford), the most of any conference.

■ Belichick (six Super Bowl wins) and Reich (one) are the only two college football head coaches who have also won a Super Bowl as either a head coach or coordinator in the NFL.

■ Several ACC programs also feature General Managers with deep NFL ties, including Ron Rivera (Cal), John Garrett (Duke), Michael Lombardi (North Carolina) and Andrew Luck (Stanford), along with a growing number of former NFL stars contributing across coaching staffs and player development roles.

ACC LEADS WAY ON 2025 AFCA GOOD WORKS TEAM

■ The ACC once again set the standard for excellence beyond the playing field, leading all conferences with three standout football student-athletes selected to the 2025 Allstate AFCA Good Works Team for the Football Bowl Subdivision.

2025 Allstate AFCA Good Works Team (FBS)**Name, Position, Class, School**

Genesis Smith, DB, Jr., Arizona
Red Murdock, LB, Gr., Buffalo
Tanner Wall, NB/S, R-Sr., BYU
Adam Randall, RB, Gr., Clemson
Chandler Rivers, CB, Sr., Duke
Richie Leonard IV, OL, R-Sr., Florida State
Josh Kattus, TE, Sr., Kentucky
Aamil Wagner, OL, R-Jr., Notre Dame
Plae Wyatt, NB/S, R-Sr., Rice
Michael Taaffe, DB, Sr., Texas
Matt Hofer, OL, R-Fr., Toledo

■ The Allstate AFCA Good Works Team was established in 1992 by the College Football Association, recognizing the extra efforts made by college football players and student support staff off the field. AFCA became the governing body of the award in 1997 and continues to honor college football players who go the extra mile for those in need. Allstate worked to present the award starting with the 2008 season.

ACC ALUMNI ON AP ALL-TIME ALL-AMERICA TEAM

■ Current Atlantic Coast Conference football members had 12 former Associated Press (AP) All-Americans named to the Associated Press (AP) All-Time All-America Team, as part of the news organization's celebration of the 100th anniversary of the storied honor for the top players in college football.

■ The 12 honorees from current ACC schools include nine members of the National Football Foundation (NFF) College Football Hall of Fame, five recipients of ACC Football Legend honors, and two standouts named to the ACC 50th Anniversary Team in 2003.

■ To be eligible for the AP All-Time All-America Team, a player had to have been named an AP First-Team All-American at least once during his college career. The selection process did not consider a player's professional career.

ACC Teams with Players Named to All-Time AP All-America Team**First-Team Offense**

WR – Larry Fitzgerald, Pitt (2003)
OT – Bill Fralic, Pitt (1982-83-84)
PK – Sebastian Janikowski, Florida State (1998-99)

First-Team Defense

DE – Hugh Green, Pitt (1978-79-80)
CB – Deion Sanders, Florida State (1987-88)
S – Ed Reed, Miami (2000-01)

Second-Team Offense

OT – Bryant McKinnie, Miami (2001)
RB – Tony Dorsett, Pitt (1976)

Second-Team Defense

DE – Bruce Smith, Virginia Tech (1984)
DT – Warren Sapp, Miami (1994)
LB – Lawrence Taylor, North Carolina (1980)
S – Bennie Blades, Miami (1986-87)

*Maryland's Randy White (DE), an AP All-America First-Team selection in 1974, was named to the First-Team Defense. White was named an ACC Football Legend in 2006 and is a member of the ACC 50th Anniversary Team, as Maryland was part of the ACC from 1953 to 2014.

ACC CONTINUES PARTNERSHIP WITH COLLEGE FOOTBALL PLAYOFF FOUNDATION

■ The ACC announced its plans to partner with the College Football Playoff Foundation (CFPF) again as part of this year's Extra Yard for Teachers Week (September 13-20). The initiatives include support for this year's Extra Yard for Teachers Week, Big Day for Teachers and the distribution of grant funds to support teachers in Charlotte.

■ For the third straight year, the ACC will partner with a local Charlotte Mecklenburg School (CMS) to remodel a space that will directly benefit the school's students on a daily basis. In 2024, the conference worked with members of the Statesville Road Elementary administration, teachers and staff who were the recipients of a \$50,000 Extra Yard makeover. Additional details on this year's makeover will be announced in the future, as this will be the first year the conference will undertake two classroom makeovers.

■ Since the inception of the ACC and CFP Foundation's partnership, over \$1.5 million has been given to support teachers in the ACC footprint.

ACC WELL-REPRESENTED ON JASON WITTEN COLLEGIATE MAN OF THE YEAR WATCH LIST

■ The watch list for the ninth annual Jason Witten Collegiate Man of the Year was announced on September 30, a group that includes 67 of the nation's top leaders in college football.

■ Twenty semifinalists will be selected by a by a subset of the Jason Witten Collegiate Man of the Year Selection Committee and announced on Tuesday, October 14. Three finalists will then be named for the award on Monday, December 15. The winner will be announced at the award ceremony at The Star in Frisco, Texas, on April 16, 2026

2025 Jason Witten Collegiate Man of the Year Watch List

Name, Position, Class, School
 Jude Bowry, OL, R-Jr., Boston College
 Jeffrey Johnson, TE, R-Sr., California
 Tristan Leigh, OL, Grad., Clemson
 Chandler Rivers, CB, Sr., Duke
 Luke Petitbon, OL, R-Sr., Florida State
 Francis Mauigoa, OL, Jr., Miami
 Will Hardy, DB, Sr., North Carolina
 Isaiah Shirley, DL, R-So., NC State
 Eli Holstein, QB, R-So., Pitt
 Derek McDonald, LB, R-Sr., Syracuse
 Sam Roush, TE, Sr., Stanford
 Tyson Flowers, S, R-Jr., Virginia Tech
 Nick Andersen, DB, Sr., Wake Forest

2025 ACC CHAMPIONSHIP GAME SET FOR 8 P.M. ET

■ The 2025 ACC Football Championship Game will kick off at 8 p.m. ET on Saturday, December 6, at Bank of America Stadium in Charlotte, North Carolina, on ABC. The league's football championship game will showcase the top two teams based on regular-season conference winning percentage.

■ The 8 p.m. ET kickoff marks the 16th time in the last 17 years that the game will be held in primetime. Since its inception in 2005, a total of 14 different teams have competed in the championship game.

■ Bank of America Stadium, home of the NFL's Carolina Panthers, has hosted 14 of the last 15 ACC Football Championship Games. The ACC, Carolina Panthers, and the Charlotte Sports Foundation have an agreement to keep the championship game in Charlotte through the 2030 season.

■ The winner of the conference championship game has advanced to the National Championship Game or competed in the College Football Playoff in nine of the last 12 seasons, including both of the two participating teams last year, with the ACC being one of only three multi-bid leagues in 2024.

CLEMSON PICKED AS PRESEASON FAVORITE IN 2025 ACC FOOTBALL MEDIA POLL

■ Defending ACC Champion Clemson has been selected as the preseason favorite to win the 2025 Atlantic Coast Conference football title, following a vote of more than 180 media members credentialed for the 2025 ACC Football Kickoff in Charlotte, North Carolina.

■ The Tigers are coming off a strong 2024 campaign in which they posted a 10–4 overall record, went 7–1 in conference play, and captured the ACC Championship title. Clemson also made its seventh College Football Playoff appearance and finished the season ranked No. 11 in the final AFCA Coaches Poll and No. 14 in the AP Poll.

■ In the media voting, Clemson was picked to repeat as ACC Champion on 167 ballots.

■ Miami received seven first-place votes, followed by Florida State with four, while SMU and Georgia Tech each garnered two. Virginia Tech received one first-place vote.

■ Clemson led all teams with 3,083 points, while Miami (2,679) and SMU (2,612) were second and third, respectively. Georgia Tech (2,397) was picked fourth, while Louisville (2,370) came in fifth.

■ Duke (1,973) was picked to finish sixth in the preseason predictions, ahead of Florida State (1,920) in seventh, North Carolina (1,611) in eighth, Pitt (1,571) in ninth, NC State (1,505) in 10th, Virginia Tech (1,412) in 11th and Syracuse (1,381) in 12th.

■ Rounding out the preseason poll were Boston College (953) in 13th, Virginia (871) in 14th, California (659) in 15th, Wake Forest (576) in 16th and Stanford (426) in 17th.

2025 ACC Football Predicted Order of Finish

| Rank | Team | Points |
|------|-------------------|--------|
| 1. | Clemson (167) | 3083 |
| 2. | Miami (7) | 2679 |
| 3. | SMU (2) | 2612 |
| 4. | Georgia Tech (2) | 2397 |
| 5. | Louisville | 2370 |
| 6. | Duke | 1973 |
| 7. | Florida State (4) | 1920 |
| 8. | North Carolina | 1611 |
| 9. | Pitt | 1571 |
| 10. | NC State | 1505 |
| 11. | Virginia Tech (1) | 1412 |
| 12. | Syracuse | 1381 |
| 13. | Boston College | 953 |
| 14. | Virginia | 871 |
| 15. | California | 659 |
| 16. | Wake Forest | 576 |
| 17. | Stanford | 426 |

*First-place votes in parentheses
 183 media voters*

CLEMSON LEADS ALL-ACC PRESEASON TEAM

■ Powered by a conference-best 11 selections, preseason favorite Clemson headlines the 2025 All-ACC Preseason Football Team. A total of 10 ACC programs were represented on the 27-player squad, which was voted on by over 180 credentialed media members at the 2025 ACC Football Kickoff in Charlotte.

■ Behind Clemson, Pitt had three players named to the preseason team, while Duke, Georgia Tech, Louisville, Miami and SMU each had two. Florida State, NC State and Syracuse each placed one.

■ This year's preseason squad includes 16 returning All-ACC honorees from 2024, including 10 first-team selections, five second-team picks and one third-team honoree. Notably, it features both of last season's ACC Rookies of the Year: Louisville running back Isaac Brown (Offensive) and Clemson linebacker Sammy Brown (Defensive).

2025 All-ACC Preseason Football Team

Offense
 QB: Cade Klubnik, Clemson (148)
 RB: Isaac Brown, Louisville (99)
 RB: Jamal Haynes, Georgia Tech (85)
 WR: Antonio Williams, Clemson (143)
 WR: Bryant Wesco Jr., Clemson (66)
 WR: Chris Bell, Louisville (51)
 TE: Justin Joly, NC State (92)
 AP: Desmond Reid, Pitt (73)
 OT: Francis Mauigoa, Miami (99)
 OT: Blake Miller, Clemson (99)
 OG: Keylan Rutledge, Georgia Tech (93)
 OG: Walker Parks, Clemson (51)
 C: Ryan Linthicum, Clemson (44)

Defense
 DE: T.J. Parker, Clemson (152)
 DE: Rueben Bain Jr., Miami (92)
 DT: Peter Woods, Clemson (142)
 DT: Darrell Jackson Jr., Florida State (56)
 LB: Kyle Louis, Pitt (98)
 LB: Wade Woodaz, Clemson (77)
 LB: Sammy Brown, Clemson (76)
 CB: Avieon Terrell, Clemson (129)
 CB: Chandler Rivers, Duke (106)
 S: Isaiah Nwokobia, SMU (86)
 S: Terry Moore, Duke (81)

Specialists
 PK: Collin Rogers, SMU (67)
 P: Jack Stonehouse, Syracuse (70)
 SP: Desmond Reid, Pitt (68)

KLUBNIK NAMED PRESEASON PLAYER OF THE YEAR

■ Clemson senior quarterback Cade Klubnik was voted the 2025 ACC Preseason Player of the Year, receiving 146 votes.

■ Klubnik is coming off a breakout 2024 season, leading the Tigers to an ACC title and a College Football Playoff berth. He accounted for 43 total touchdowns, completing 308-of-486 passes for 3,639 yards and 36 touchdowns, while rushing for 463 yards and seven scores. He ranked in the top 20 nationally in five major categories, including third in both passing touchdowns (36) and total touchdowns (43). His 21 passing touchdowns of 20-plus yards were the most in the FBS.

■ Georgia Tech's Haynes King (9), SMU's Kevin Jennings (5), Miami's Carson Beck (4) and Virginia Tech's Kyron Drones (4) also received votes, as did eight other players.

2025 ACC Preseason Player of the Year**Rk. Name, Position, School**

1. Cade Klubnik, QB, Clemson (146)
 2. Haynes King, QB, Georgia Tech (9)
 3. Kevin Jennings, QB, SMU (5)
 - T4. Carson Beck, QB, Miami (4)
 - T4. Kyron Drones, QB, Virginia Tech (4)
 6. Isaac Brown, RB, Louisville (3)
 - T7. Quintayvious Hutchins, DE, Boston College (2)
 - T7. CJ Bailey, QB, NC State (2)
 - T7. Eli Holstein, QB, Pitt (2)
 - T7. Kyle Louis, LB, Pitt (2)
 - T7. Desmond Reid, RB, Pitt (2)
 - T12. Lewis Bond, WR, Boston College (1)
 - T12. Jamal Haynes, RB, Georgia Tech (1)
- First-place votes in parentheses*
183 media voters

GT'S KEY HAS THE KEY VERSUS RANKED ACC FOES

■ Since Brent Key's first game as Georgia Tech's head coach (October 1, 2022), the Yellow Jackets have beaten seven (7-1) AP-ranked opponents as an unranked team, the most by any FBS team in that span.

HOOS' ELLIOTT EARNS TWO WEEKLY AWARDS IN WEEK 5

■ Virginia head coach Tony Elliott was named the Dodd Trophy Coach of the Week and the Bear Bryant Awards Coach of the Week for Week 5 on September 29. The Cavaliers beat No. 8 Florida State, 46-38, in double overtime before a sold-out Scott Stadium. The victory marked Virginia's first home win over a top-10 team since 2005.

CUSE'S BROWN EARNS WEEKLY AWARD IN WEEK 4

■ Syracuse head football coach Fran Brown was named the Paul "Bear" Bryant National Coach of the Week on September 23, following his team's significant 34-21 road victory over Clemson. It was the team's first victory in Death Valley and ended a five-game losing streak to the Tigers.

FSU'S NORVELL EARNS WEEKLY HONORS IN WEEK 1

■ Following the Seminoles' 31-17 win over No. 8 Alabama (Aug. 30), Florida State head coach Mike Norvell was named both the Paul "Bear" Bryant Coach of the Week and the Dodd Trophy Coach of the Week for Week 1.

DABO REACHES ANOTHER ACC COACHING MILESTONE

■ In Clemson's season opener vs. No. 9 LSU (Aug. 30), head coach Dabo Swinney coached his 228th game, surpassing Bobby Bowden (227 at Florida State) for the most games coached by a head coach during ACC membership.

Total Games Coached in the ACC

| Rank | Coach (School) | Games |
|------|---------------------------------|-------|
| 1. | Dabo Swinney (Clemson) | 232 |
| 2. | Bobby Bowden (Florida State) | 227 |
| 3. | George Welsh (Virginia) | 223 |
| 4. | Mack Brown (North Carolina) | 194 |
| 5. | Bill Dooley (UNC & Wake Forest) | 191 |
| - | Dave Doeren (NC State) | 158 |

COACHING RECORDS**CAREER VICTORIES - ACTIVE FBS COACHES IN 2025**

| Rk. | Name (Current School) | Wins |
|-----|------------------------------------|------|
| 1. | Brian Kelly (LSU) | 296 |
| 2. | K.C. Keeler (Temple) | 274 |
| 3. | Kirk Ferentz (Iowa) | 219 |
| 4. | Willie Fritz (Houston) | 216 |
| 5. | Chris Creighton (Eastern Michigan) | 197 |
| 6. | Rich Rodriguez (West Virginia) | 192 |
| 7. | Dabo Swinney (Clemson) | 182 |
| 8. | Lance Leipold (Kansas) | 172 |
| 9. | Kyle Whittingham (Utah) | 171 |
| 10. | Mike Gundy (Oklahoma State) * | 170 |
| 11. | Bronco Mendenhall (Utah State) | 143 |
| 12. | Chuck Martin (Miami (OH)) | 141 |
| 13. | Bobby Petrino (Arkansas) | 137 |
| 14. | Troy Calhoun (Air Force) | 136 |
| 15. | Curt Cignetti (Indiana) | 135 |
| 16. | Bret Bielema (Illinois) | 130 |
| 17. | James Franklin (Penn State) | 128 |
| 18. | Pete Lembo (Buffalo) | 124 |
| | Bob Chesney (James Madison) | 124 |
| 20. | Chris Klieman (Kansas State) | 122 |
| 21. | Jeff Monken (Army) | 120 |
| 22. | Jamey Chadwell (Liberty) | 119 |
| 23. | Ken Niumatalolo (San Jose State) | 118 |
| | Kalen DeBoer (Alabama) | 118 |
| 25. | Dave Doeren (NC State) | 114 |

| | | |
|-----|------------------------------|----|
| 33. | Jeff Brohm (Louisville) | 89 |
| | Mario Cristobal (Miami) | 89 |
| 43. | Pat Narduzzi (Pitt) | 75 |
| 45. | Mike Norvell (Florida State) | 74 |

CAREER WINNING % - ACTIVE FBS COACHES IN 2025

| Rk. | Name (Current School) | Record | Pct. ^ |
|-----|----------------------------------|-----------|--------|
| 1. | Ryan Day (Ohio State) | 75-10 | .882 |
| 2. | Kalen DeBoer (Alabama) | 118-17 | .874 |
| 3. | Dan Lanning (Oregon) | 40-6 | .870 |
| 4. | Jimmy Rogers (Washington State) | 30-5 | .857 |
| 5. | Kirby Smart (Georgia) | 109-20 | .845 |
| 6. | Matt Entz (Fresno State) | 65-12 | .844 |
| 7. | Curt Cignetti (Indiana) | 135-37 | .785 |
| 8. | Dabo Swinney (Clemson) | 182-50 | .784 |
| 9. | Spencer Danielson (Boise State) | 18-5 | .783 |
| 10. | Lincoln Riley (USC) | 85-25 | .773 |
| 11. | Jon Sumrall (Tulane) | 36-11 | .766 |
| 12. | Marcus Freeman (Notre Dame) | 36-12 | .750 |
| 13. | Josh Heupel (Tennessee) | 69-24 | .742 |
| 14. | Brian Kelly (LSU) | 296-108-2 | .732 |
| 15. | Chris Klieman (Kansas State) | 122-45 | .731 |
| 16. | Willie Simmons (FIU) | 68-27 | .716 |
| 17. | Lance Leipold (Kansas) | 172-69 | .714 |
| 18. | Bob Chesney (James Madison) | 124-51 | .709 |
| 19. | K.C. Keeler (Temple) | 274-114-1 | .706 |
| 20. | Ryan Silverfield (Memphis) | 48-21 | .696 |
| 21. | Rhett Lashlee (SMU) | 32-14 | .696 |
| 22. | Matt Drinkall (Central Michigan) | 45-20 | .692 |
| 23. | Ryan Carty (Delaware) | 29-13 | .690 |
| 24. | Eli Drinkwitz (Missouri) | 55-25 | .688 |
| 25. | James Franklin (Penn State) | 128-59 | .684 |
| | Fran Brown (Syracuse) | 13-56 | .684 |

| | | | |
|---|------------------------------|--------|------|
| - | Mike Norvell (Florida State) | 74-44 | .627 |
| - | Jeff Brohm (Louisville) | 89-53 | .627 |
| - | Dave Doeren (NC State) | 114-71 | .616 |
| - | Manny Diaz (Duke) | 34-21 | .618 |

^ minimum one full season as a coach

*coaches active in 2025 season

ACC HEAD COACHING RECORDS

| Head Coach, School | Year | Overall | | at an ACC School | | |
|---|------|---------|------|------------------|--------|------|
| | | Record | Pct. | Year | Record | Pct. |
| Bill O'Brien, Boston College | 4th | 23-19 | .548 | 2nd | 8-10 | .444 |
| Justin Wilcox, California | 9th | 46-52 | .469 | 2nd | 10-9 | .526 |
| Dabo Swinney, Clemson | 18th | 182-50 | .784 | 18th | 182-50 | .784 |
| Manny Diaz, Duke | 5th | 34-21 | .618 | 5th | 34-21 | .618 |
| Mike Norvell, Florida State | 10th | 74-44 | .627 | 6th | 36-29 | .554 |
| Brent Key, Georgia Tech | 4th | 23-16 | .590 | 4th | 23-16 | .590 |
| Jeff Brohm, Louisville | 12th | 89-53 | .627 | 3rd | 23-9 | .719 |
| Mario Cristobal, Miami | 15th | 89-76 | .539 | 4th | 27-16 | .628 |
| Bill Belichick, North Carolina | 1st | 2-3 | .400 | 1st | 2-3 | .400 |
| Dave Doeren, NC State | 15th | 114-71 | .616 | 13th | 91-67 | .576 |
| Pat Narduzzi, Pitt | 11th | 75-58 | .564 | 11th | 75-58 | .564 |
| Rhett Lashlee, SMU | 4th | 32-14 | .696 | 2nd | 14-5 | .737 |
| Frank Reich, Stanford | 1st | 2-3 | .400 | 1st | 2-3 | .400 |
| Fran Brown, Syracuse | 2nd | 13-6 | .684 | 2nd | 13-6 | .684 |
| Tony Elliott, Virginia | 4th | 16-24 | .400 | 4th | 16-24 | .400 |
| Brent Pry, Virginia Tech | 4th | 16-24 | .400 | 4th | 16-24 | .400 |
| Phillip Montgomery, Virginia Tech (Interim) | 9th | 45-54 | .455 | 1st | 2-1 | .667 |
| Jake Dickert, Wake Forest | 5th | 26-22 | .542 | 1st | 3-2 | .600 |

FIRST ACC WINS AS HEAD COACH

- Wake Forest's Jake Dickert earned his first win as an ACC head coach in his debut, a 10–9 victory over Kennesaw State on August 29.
- North Carolina's Bill Belichick earned his first collegiate victory as head coach on September 6 with a convincing 20–3 win at Charlotte, marking the former six-time Super Bowl champion's inaugural win in college football and in the ACC.
- Stanford's Frank Reich picked up his first collegiate win as a head coach in the Cardinal's 30-20 win over Boston College in the two teams' season opener on September 13.
- Virginia Tech interim head coach Philip Montgomery picked up his first win as an ACC head coach with the Hokies' 38-6 win over Wofford on September 20.

MONTGOMERY NAMED INTERIM HC AT VIRGINIA TECH

■ Philip Montgomery is now the Interim Head Coach for the Virginia Tech Football program, taking over after head coach Brent Pry was fired following a 0-3 start to the 2025 season on September 14. Montgomery, who was Virginia Tech's offensive coordinator, will lead the team for the remainder of the current season.

■ From 2015–22, Montgomery was the head coach at Tulsa, compiling a 43-53 record over eight seasons. His second year proved to be his best, as the Golden Hurricane finished 10-3, while the pandemic-shortened 2020 campaign also saw Tulsa capture an American Athletic Conference title.

NEW HEAD COACHES

- After over two decades of dominance in the NFL, Bill Belichick was hired for his first-ever college head coaching job at North Carolina in December 2024. Widely considered one of the greatest coaches in football history, Belichick won six Super Bowls and 17 division titles over his time in the NFL, which also includes 333 career wins to make him the second-winningest head coach in NFL history, behind only Don Shula, who holds the all-time record with 347 total wins.
- Frank Reich was named Stanford's interim head football coach on March 31. The 36th head coach in program history, Reich is one of the sport's most well-respected offensive minds thanks to over 30 years in professional football, combining a 14-year playing career as an NFL quarterback with 18 seasons in various coaching roles. Reich was a member of six Super Bowl teams overall, four as a player with the Buffalo Bills (1991-94), and twice as a coach. Reich's six-year head coaching tenure included five seasons with the Indianapolis Colts (2018-22) before his final stop at the helm of the Carolina Panthers (2023).

■ Jake Dickert was named the head coach at Wake Forest in December 2024, following the resignation of longtime head coach Dave Clawson. Dickert took over Washington State as interim head coach in 2021 and earned the permanent role, leading the Cougars for four years from 2021-24. In four seasons, Dickert compiled a 23-20 record (.534) and led the Cougars to three bowl games. The 2024 season proved to be his best work, going 8-4 in the regular season.

ACC & ESPN/ACCN INTRODUCE ENHANCED REPLAY TRANSPARENCY FOR 2025 FOOTBALL SEASON

■ For the 2025 season, audiences watching ACC officiated matchups on Friday night on either ESPN/ESPN2 or ACC Network and ACC Network's primetime Saturday games will hear the real-time discussions among the Referee, instant replay official in the stadium, and the ACC's Collaborative Instant Replay Official located in the ACC's Game Day Operations Center in Charlotte.

■ While the ACC began sharing Game Day Operations Center video with ESPN in 2023, sharing audio of the replay discussions represents a significant next step in transparency. Last season, the ACC conducted a limited experiment, allowing ESPN officiating analyst Matt Austin to listen to replay conversations during a November 21 Thursday night game between NC State and Georgia Tech.

ACC Games with Enhanced Instant Replay Access for Weeks 1-4 *

| Date | Game (Network) |
|------------------|-------------------------------------|
| Saturday, 8/30 | East Texas A&M at SMU (ACCN) |
| Friday, 9/5 | James Madison at Louisville (ESPN2) |
| Thursday, 9/11 ^ | NC State at Wake Forest (ESPN) |
| Saturday, 9/13 | Boston College at Stanford (ACCN) |

ACC Friday Games on ESPN with Enhanced Instant Replay Access for Weeks 4-14*

| | |
|---------------|-------------------------------------|
| Friday, 9/26 | Florida State at Virginia (ESPN) |
| Friday, 10/17 | Louisville at Miami (ESPN or ESPN2) |
| Friday, 10/17 | North Carolina at California (ESPN) |
| Friday, 10/24 | California at Virginia Tech (ESPN) |
| Friday, 10/31 | North Carolina at Syracuse (ESPN) |
| Friday, 11/14 | Clemson at Louisville (ESPN) |
| Friday, 11/2 | Florida State at NC State (ESPN) |
| Friday, 11/28 | Georgia at Georgia Tech (ABC) |

ACCN Primetime Games with Enhanced Instant Replay Access for Weeks 4-14 *

Will be determined on the 12/6 Day Selections Timeline throughout the season.

| Date | Game (Network) |
|-----------------|-------------------------------------|
| Saturday, 9/20 | Stanford at Virginia (ACCN) |
| Saturday, 10/4 | #3 Miami at #18 Florida State (ABC) |
| Saturday, 10/11 | Pitt at #25 Florida State (ESPN) |
| Saturday, 10/11 | Clemson at Boston College (ACCN) |

^ added for the ACC league opener

*Subject to change



ACC HUDDLE STOPS IN 2025

■ New this season, the ACC Huddle will travel to the marquee ACC football game each weekend. The traveling studio show will air Saturdays from 10 a.m. – noon ET and will be open for public viewing at each campus stop. ACC Huddle previously traveled to the site of the ACC Network Primetime Football game.

ACC Huddle Stops this Season

| Week | Location |
|---------|---|
| Week 1 | Clemson, S.C. (LSU at Clemson) |
| Week 2 | Durham, N.C. (Illinois at Duke) |
| Week 3 | Atlanta, Ga. (Clemson at Georgia Tech) |
| Week 4 | Coral Gables, Fla. (Florida at Miami) |
| Week 5 | Winston-Salem, N.C. (Georgia Tech at Wake Forest) |
| Week 6 | Tallahassee, Fla. (Miami at Florida State) |
| Week 7 | Atlanta, Ga. (Virginia Tech at Georgia Tech) |
| Week 8 | TBA |
| Week 9 | TBA |
| Week 10 | TBA |
| Week 11 | TBA |
| Week 12 | TBA |
| Week 13 | TBA |
| Week 14 | TBA |
| Week 15 | Charlotte, N.C. (ACC Football Championship) |

ACC NETWORK



About ACC Network

Owned and operated by ESPN in partnership with the Atlantic Coast Conference, ACC Network (ACCN) and its digital platform ACCNX is a 24/7 national network dedicated to ACC sports that launched on August 22, 2019. ACCN televises more than 500 regular-season and tournament games from across the conference's 28 sponsored sports plus a complement of news and information shows and original programming. Together, ACCN and its digital platform, ACCNX, combine to feature more than 1,500 ACC events each year. ESPN has been televising ACC content since 1979 and has exclusive rights to every conference-controlled game across all sports and championships. Carriage agreements are in place with the following video providers: Comcast, Cox, DIRECTV, DIRECTV STREAM, DISH Network, Frontier, fuboTV, Google Fiber, Hulu+ Live TV, Mediacom, Optimum, Sling TV, Spectrum TV, Suddenlink, Verizon Fios, YouTube TV, members of the NCTC, NRTC and Vivicast, among others. All ACCN games will also be available on the ESPN App to authenticated subscribers. Fans interested in learning more about ACCN can visit www.GetACCN.com.

ACC COMMUNICATIONS STAFF

620 South Tryon Street, Suite 1200 • Charlotte, NC 28202

Amy Yakola Chief Communications Officer
ayakola@theacc.org 336-337-4893 (cell)

Kevin Davis Vice President, Sports Communications
kdavis@theacc.org 704-974-9095 (cell)

Andy Fledderjohann Senior Director, Sports Communications
afledder@theacc.org 434-906-0075 (cell)

Brandon McGinnis Director, Communications
bmcginnis@theacc.org 803-370-6996 (cell)

Jon Opiela Manager, Communications
jopiela@theacc.org 815-302-5399 (cell)

Bailey Grossetti Manager, Communications
bgrossetti@theacc.org 412-944-3329 (cell)

Abby Hansen Manager, Communications & Public Relations
ahansen@theacc.org 704-936-0503 (office)

THEACC.COM

The Atlantic Coast Conference's official website – theACC.com – is the source for complete conference football information. The media section of the website (theACC.com/media) offers additional information for use by members of the media, including access to the ACC Box folder, which contains conference and school logos and images from ACC events and championships.

ACC MEDIA PORTAL

Press Conferences and ACC Events: The ACC will continue to provide video from a variety of press conferences and select ACC Championship footage throughout the athletic year. **Game highlights from regular season football and basketball games will no longer be provided.** Previous accounts to the ACC Media Portal will no longer be active. If you are interested in access to the new ACC Media Portal, please contact Kevin Davis (kdavis@theacc.org) to gain access and for additional information. The use of ACC Championship highlights provided through the ACC Media Portal remains subject to all restrictions as outlined in the ACC News Access Guidelines. Thanks for your continued support of the Atlantic Coast Conference.

ACC SOCIAL MEDIA

You can follow the ACC on social media:
Instagram (@accsports), Twitter (@theACC and @ACCFootball) and Facebook (facebook.com/theACC).

COLLEGEPRESSBOX.COM

Collegepressbox.com is the official media website for NCAA Division I football. Access and download game notes, quotes, statistics, media guides, headshots, logos and more for all FBS schools, conferences, postseason games, awards and the College Football Playoff. For access, please register for an account at collegepressbox.com/register.

collegepressbox
SINCE 2005 EVERYTHING BUT THE PREGAME MEAL

IMPORTANT DATES FOR COVERING ACC FOOTBALL

Saturday, August 23

- The 2025 football season kicks off in Week 0 beginning with Stanford at Hawai'i on CBS.

Tuesday, September 2

- The first ACC Player of the Week Awards will be announced.
- * After week one, ACC Player of the Week honors will be announced on Tuesday at 2 p.m. ET due to a Labor Day game on Monday night.
- Each week of the 2025 season, the ACC Player of the Week honors are announced on Monday at 2 p.m. ET.

Monday, November 3

- The ACC Football Championship Game credential application website opens.

Sunday, November 30

- The ACC Football Championship Game participating coaches teleconference - TBD
- All-ACC Football Team voting ends at 5 p.m. ET
- The deadline for media credential applications to the 2025 ACC Football Championship Game is at 5 p.m. ET

Monday, December 1 - Thursday, December 4

- ACC awards will be announced during the week following the conclusion of the regular season.
- The following awards will be announced:
 - Jacobs Blocking Trophy
 - Jim Tatum Award (Top Football Scholar-Athlete)
 - Brian Piccolo Award (Most Courageous Football Student-Athlete)
 - All-ACC Football Teams
 - ACC Offensive, Defensive and Overall Rookies of the Year
 - ACC Offense, Defensive and Overall Players of the Year
 - ACC Coach of the Year

Friday, December 5

- ACC Football Championship Game Press Conference (participating coaches) - TBD

Saturday, December 6

- 2025 ACC Football Championship Game
Bank of America Stadium, Charlotte, N.C. - 8 p.m. ET (ABC)



COLLEGE FOOTBALL PLAYOFF

OVERVIEW

The College Football Playoff (CFP) is a postseason event to determine college football's national champion on the field, while emphasizing the significance of college football's unique regular season where every game counts.

RANKINGS

The selection committee ranks the schools based on the members' evaluation of their performance on the field, using conference championships won, strength of schedule, head-to-head results, and comparison of results against common opponents.

THE BRACKET

The format of the College Football Playoff is built on a 12-team bracket. The 12 participating schools are the five conference champions ranked highest by the CFP selection committee, plus the next seven highest-ranked teams. The four highest-ranked schools will be seeded 1-4 and will receive a first-round bye. The remaining teams, including the fifth conference champion, will be seeded 5-12 based on their final ranking.

TRADITION

The New Year's holiday period and bowl games belong to college football. This season following the CFP First Round games on campus, the four Playoff Quarterfinal games will be played in the Cotton Bowl Classic, Orange Bowl, Rose Bowl Game and Sugar Bowl. The following week, the Fiesta Bowl and Peach Bowl will host the Playoff Semifinals.

CHAMPIONSHIP MONDAY

The two teams that win the Playoff Semifinals compete for the College Football Playoff National Championship. The national championship game is in a different city each year, always on a Monday night.

UNIVERSAL ACCESS

Every Football Bowl Subdivision (FBS) team has equal access to the College Football Playoff based on its performance during the regular season. No team automatically qualifies.

GOVERNANCE

University presidents and chancellors from all 10 FBS conferences and Notre Dame serve as the board of managers and govern the administrative operations, with commissioners and Notre Dame athletics director (the Management Committee) managing the event. A small staff in the CFP office in Irving, Texas, carries out the day-to-day responsibilities.

SELECTION COMMITTEE

A talented group of 13 high-integrity individuals with experience as coaches, student-athletes, college administrators and journalists, along with sitting athletics directors, comprise the selection committee. Members of the committee are Chris Ault, Troy Dannen, Mark Dantonio, Jeff Long, Ivan Maisel, Chris Massaro, Randall McDaniel, Mack Rhoades (chair), Mike Riley, David Saylor, Wesley Walls, Carla Williams and Hunter Yurachek.

SELECTION COMMITTEE RESPONSIBILITIES

Rank the top 25 teams, assign the schools to the 12-team playoff bracket and assign the Playoff Quarterfinal and Playoff Semifinal bowl sites.

2026
NATIONAL CHAMPIONSHIP
JANUARY 19 | MIAMI

BOSTON COLLEGE

Web: BCEagles.com
Mailing & Shipping: 238 Conte Forum, 140 Commonwealth Ave., Chestnut Hill, MA 02467
Office Phone: 617-552-3004
Primary Football Contact: Lucas Smith, smitlu@bc.edu, 781-775-5263
Secondary Football Contact: TBA
X: @BCEagles; @BCFootball
Weekly Press Conference: Tuesday at 11 a.m. ET



CALIFORNIA

Web: CalBears.com
Mailing & Shipping: California Memorial Stadium #4426, Berkeley, CA 94720-4426
Office Phone: 510-642-3857
Primary Football Contact: Tyler Timm, ttimm@berkeley.edu, 269-689-0616
Secondary Football Contact: Cailyn Genewick, cailyngenewick@berkeley.edu, 310-994-9516
Tertiary Football Support: Kyle McRae, mcrake@berkeley.edu, 510-219-9340 (credentials)
X: @CalAthletics; @CalFootball; @CalFootballPR
Weekly Press Conference: Tuesday at 2 p.m. ET



CLEMSON

Web: ClemsonTigers.com
Mailing: PO Box 31, Clemson, SC 29633
Shipping: 100 Perimeter Road/Jervey Athletic Center, Clemson, SC 29634
Shipping (Football): 100 Reeves Way, Clemson, SC 29634
Primary Football Contact: Ross Taylor, rt5@clemson.edu, 972-741-7778
Secondary Football Contact: Brian Hennessy, bhennes@clemson.edu, 864-986-9046
X: @ClemsonTigers; @ClemsonFB
Weekly Press Conference: Tuesday at 11 a.m. ET




DUKE

Web: GoDuke.com
Mailing: Box 90557, Durham, NC 27708-0557
Shipping: Scott Family Athletics Performance Center, Room 364, 110 Whitford Drive, Durham, NC 27708
Primary Football Contact: Sarah Feters, sarah.feters@duke.edu, 984-209-9104
Secondary Football Contact: Colleen Gunning, colleen.gunning@duke.edu, 919-491-1939
Tertiary Football Support: Henry Skutt, henry.skutt@duke.edu, 984-287-9011
X: @DukeAthletics; @DukeFootball
Weekly Press Conference: Monday at 1 p.m. ET



FLORIDA STATE

Web: Seminoles.com
Mailing: PO Box 2195, Tallahassee, FL 32304
Shipping: 403 Stadium Drive West, D0107, Tallahassee, FL 32306
Office Phone: 850-645-7683
Primary Football Contact: Derek Satterfield, dsatterfield@fsu.edu, 850-228-7204
Secondary Football Contact: Steven McCartney, smccartney@fsu.edu, 850-322-6711
X: @Seminoles; @FSUFootball
Weekly Press Conference: Monday at 11:30 a.m. ET




GEORGIA TECH

Web: RamblinWreck.com
Mailing & Shipping: 177 North Ave. NW, Atlanta, GA 30332
Office Phone: 404-894-5445
Primary Football Contact: Mike Flynn, mflynn@athletics.gatech.edu, 828-964-6406
Secondary Football Contact: Anthony Brandt, abrands@athletics.gatech.edu, 817-757-6979
X: @GTAthletics; @GeorgiaTechFB
Weekly Press Conference: Tuesday at approximately 11:30 a.m. ET




LOUISVILLE

Web: GoCards.com
Mailing & Shipping: 2100 S. Floyd Street, Louisville, KY 40208
Office Phone: 502-852-6581
Primary Football Contact: Rocco Gasparro, rocco@gocards.com, 502-262-2258
Secondary Football Contact: Stephen Williams, stephen@gocards.com, 502-544-0282
X: @GoCards; @UofLFootball
Weekly Press Conference: Monday at 11 a.m. ET



MIAMI

Web: MiamiHurricanes.com
Mailing & Shipping: 5821 San Amaro Drive, Coral Gables, FL 33146
Office Phone: 305-284-3244
Primary Football Contact: Camron Ghorbi, c.ghorbi@miami.edu, 786-877-7329
Secondary Football Contact: James Knable, jamesknable@miami.edu, 412-316-6919
X: @MiamiHurricanes; @CanesFootball
Weekly Press Conference: Monday at 1 p.m. ET



NORTH CAROLINA

Web: GoHeels.com
Mailing: PO Box 2126, Chapel Hill, NC 27514
Shipping: Kenan Football Center, 1 Stone Center Dr., Chapel Hill, NC 27514
Office Phone: 919-966-2575
Primary Football Contact: Justin Wilson, juwilson@unc.edu, 336-660-8584
Secondary Football Contact: Jordan Green, jordan.green@unc.edu, 419-571-7460
X: @GoHeels; @UNCFootball
Weekly Press Conference: TBA



NC STATE

Web: GoPack.com
Mailing: Campus Box 8504, Raleigh, NC 27607
Shipping: Murphy Football Center, 4600 Trinity Road, Raleigh, NC 27607
Office Phone: 919-515-1181
Primary Football Contact: Annabelle Myers, amyers@ncsu.edu, 919-819-8302
Secondary Football Contact: Brandon Mostyn, bamostyn@ncsu.edu, 248-836-8364
X: @PackAthletics; @PackFootball
Weekly Press Conference: Monday at noon ET




PITT

Web: PittsburghPanthers.com
Mailing: PO Box 7436, Pittsburgh, PA 15213-0436
Shipping: Petersen Events Center, 3719 Terrace Street, Pittsburgh, Pa. 15261
Office Phone: 412-648-8420
Primary Football Contact: Mike Annarella, mannarella@athletics.pitt.edu, 412-618-8977
Secondary Football Contact: Dominic Pasquale, dpasquale@athletics.pitt.edu, 724-822-4641
X: @Pitt_ATHLETICS; @Pitt_FB
Weekly Press Conference: Monday at noon ET



SMU

Web: SMUMustangs.com
Mailing: PO Box 750315, Dallas, Texas 75275
Shipping: 5800 Ownby Drive, Dallas, Texas 75275
Office Phone: 214-768-2883
Primary Football Contact: Chris Smith, christopersmith@smu.edu, 720-272-6760
Secondary Football Contact: Herman Hudson, hermanh@smu.edu, 214-768-1304
X: @SMUMustangs; @SMUFB
Weekly Press Conference: Tuesday at 11:30 a.m. ET



STANFORD

Web: GoStanford.com
Mailing & Shipping: Arrillaga Family Sports Center, 641 East Campus Drive, Stanford, CA 94305
Office Phone: 650-906-1211
Primary Football Contact: Brian Brownfield, brianb88@stanford.edu, 650-387-9430
Secondary Football Contact: Maddie Gotreau, mhgotreau@stanford.edu, 650-512-9317
X: @GoStanford; @StanfordFball
Weekly Press Conference: TBA



SYRACUSE

Web: Cuse.com
Mailing & Shipping: John A. Lally Athletic Complex, 1077 Comstock Ave. Syracuse, NY 13244
Office Phone: 315-443-2608
Primary Football Contact: Tyler Cady, tpcady@syr.edu, 315-941-6569
Secondary Football Contact: Susie Mehringer, skmehringer@syr.edu
X: @Cuse; @CuseFootball
Weekly Press Conference: Monday at 1 p.m. ET




VIRGINIA

Web: VirginiaSports.com
Mailing: PO Box 400853, Charlottesville, VA 22904-4853
Shipping: 295 Massie Road, Charlottesville, VA 22903
Office Phone: 434-982-5500
Primary Football Contact: Scott Fitzgerald, s.fitzgerald@virginia.edu, 908-246-6818
Secondary Football Contact: Patrick Boling, pboling@virginia.edu, 434-227-6008
X: @VirginiaSports; @UVAFootball
Weekly Press Conference: Tuesday at 1 p.m. ET



VIRGINIA TECH

Web: HokieSports.com
Mailing & Shipping: 401 Cassell Coliseum - 675 Washington Street SW, Blacksburg, VA 24061
Office Phone: 540-314-2357
Primary Football Contact: Travis Wells, twwells@vt.edu, 540-314-2357
Secondary Football Contact: Mike Skovan, mskovan@vt.edu, 845-204-1777
X: @hokiesports; @HokiesFB
Weekly Press Conference: Tuesday at Noon ET



WAKE FOREST

Web: GoDeacs.com
Mailing & Shipping: 475 Deacon Blvd, McCreary Tower, Gold Lobby, Winston-Salem, NC 27105
Office Phone: 336-758-5640
Primary Football Contact: Will Pantages, pantagw@wfu.edu, 352-275-3398
Secondary Football Contact: Andrew Kovar, kovara@wfu.edu, 224-456-3152
X: @DemonDeacons; @WakeFB
Weekly Press Conference: Monday at 1 p.m. ET



2025 COMPOSITE FOOTBALL SCHEDULE



WEEK 0

Saturday, Aug. 23

Stanford 20 at Hawai'i 23 7:30 p.m. ET | CBS

WEEK 1

Thursday, Aug. 28

East Carolina 17 at NC State 24 7 p.m. ET | ACCN
Elon 17 at Duke 45 7:30 p.m. ET | ACCNX

Friday, Aug. 29

Kennesaw State 9 at Wake Forest 10 7 p.m. ET | ACCN
Georgia Tech 27 at Colorado 20 8 p.m. ET | ESPN

Saturday, Aug. 30

Aflac Kickoff Game - Atlanta, Ga.
Syracuse 26 vs. #24 Tennessee 45 Noon ET | ABC
Duquesne 9 at Pitt 61 Noon ET | ACCN
Fordham 10 at Boston College 66 2 p.m. ET | ACCNX
Eastern Kentucky 17 at Louisville 51 3 p.m. ET | ACCN
#8 Alabama 17 at Florida State 31 3:30 p.m. ET | ABC
Coastal Carolina 7 at Virginia 48 6 p.m. ET | ACCN
#9 LSU 17 at #4 Clemson 10 7:30 p.m. ET | ABC
East Texas A&M 13 at SMU 42 9 p.m. ET | ACCN
California 34 at Oregon State 15 10:30 p.m. ET | ESPN

Sunday, Aug. 31

Aflac Kickoff Game - Atlanta, Ga.
Virginia Tech 11 vs. #13 S. Carolina 24 3 p.m. ET | ESPN
#6 Notre Dame 24 at #10 Miami 27 7:30 p.m. ET | ABC

Monday, Sept. 1

TCU 14 at North Carolina 48 8 p.m. ET | ESPN
Open: Stanford

WEEK 2

Friday, Sept. 5

James Madison 14 at Louisville 28 7 p.m. ET | ESPN2

Saturday, Sept. 6

#11 Illinois 45 at Duke 19 Noon ET | ESPN
Virginia 31 at NC State 35 Noon ET | ESPN2
Central Michigan 17 at Pitt 45 Noon ET | ESPN
E. Texas A&M 3 at #14 Florida State 77 Noon ET | ACCN
Baylor 48 at #17 SMU 45 (2OT) Noon ET | The CW
UConn 20 at Syracuse 27 (OT) Noon ET | ACCNX
W. Carolina 10 at Wake Forest 42 2 p.m. ET | ACCNX
Troy 16 at #8 Clemson 27 3:30 p.m. ET | ACCN
G-Webb 12 at Georgia Tech 59 3:30 p.m. ET | ACCNX
Texas Southern 3 at California 35 6 p.m. ET | ACCNX
North Carolina 20 at Charlotte 3 7 p.m. ET | ESPN+
Bethune-Cookman 3 at #5 Miami 45 7 p.m. ET | ACCNX
Boston College 40 at Mich. State 42 (2OT) 7:30 p.m. ET | NBC
Vanderbilt 44 at Virginia Tech 20 7:30 p.m. ET | ACCN
Stanford 3 at BYU 27 10:15 p.m. ET | ESPN

WEEK 3

Thursday, Sept. 11

NC State 34 at Wake Forest 24 * 7:30 p.m. ET | ESPN

Friday, Sept. 12

Colgate 24 at Syracuse 66 7 p.m. ET | ACCN

Saturday, Sept. 13

#12 Clemson 21 at Georgia Tech * 24 Noon ET | ESPN
William & Mary 16 at Florida 55 Noon ET | ACCN
Pitt 24 at West Virginia 31 (OT) 3:30 p.m. ET | ESPN
Richmond 6 at North Carolina 41 3:30 p.m. ET | ACCN
SMU 28 at Missouri State 10 3:30 p.m. ET | CBSSN
#18 South Florida 12 at #5 Miami 49 4:30 p.m. ET | The CW
Old Dominion 45 at Virginia Tech 26 7 p.m. ET | ACCN
Duke 27 at Tulane 34 8 p.m. ET | ESPN2
Minnesota 14 at California 27 10:30 p.m. ET | ESPN
Boston College 20 at Stanford * 30 10:30 p.m. ET | ACCN
Open: Florida State, Louisville

WEEK 4

Saturday, Sept. 20

Syracuse 34 at Clemson 21 * Noon ET | ESPN
SMU 24 at TCU 35 Noon ET | ESPN2
Bowling Green 17 at Louisville 40 Noon ET | ACCN
Wofford 6 at Virginia Tech 38 Noon ET | ACCNX
North Carolina 9 at UCF 34 3:30 p.m. ET | FOX
Kent State 10 at #7 Florida State 66 3:30 p.m. ET | ACCN
NC State 33 at Duke 45 * 4 p.m. ET | ESPN2
Temple 24 at #18 Georgia Tech 45 4:30 p.m. ET | The CW
Florida 7 at #4 Miami 26 7:30 p.m. ET | ABC
Stanford 20 at Virginia 48 * 7:30 p.m. ET | ACCN
California 0 at San Diego State 34 10:30 p.m. ET | CBSSN
Open: Boston College, Pitt, Wake Forest

WEEK 5

Friday, Sept. 26

#8 Florida State 38 at Virginia 46 * (2OT) 7 p.m. ET | ESPN

Saturday, Sept. 27

#16 Georgia Tech 30 at Wake Forest 29 * (OT) Noon ET | ESPN
Louisville 34 at Pitt 27 * Noon ET | ESPN2
Duke 38 at Syracuse 3 * Noon ET | ACCN
California 28 at Boston College 24 * 3:30 p.m. ET | ACCN
Virginia Tech 23 at NC State 21 * 7 p.m. ET | The CW
San Jose State 29 at Stanford 30 7:30 p.m. ET | ACCN
Open: Clemson, Miami, North Carolina, SMU

WEEK 6

Saturday, Oct. 4

Clemson 38 at North Carolina 10 * Noon ET | ESPN
Boston College 7 at Pitt 48 * Noon ET | ACCN
Wake Forest 30 at Virginia Tech 23 * 1 p.m. ET | The CW
Campbell 10 at NC State 56 2 p.m. ET | ACCNX
#24 Virginia 30 at Louisville 27 * (ot) 3:30 p.m. ET | ESPN2
Syracuse 18 at SMU 31 * 3:30 p.m. ET | ACCN
#3 Miami 28 at #18 Florida State 22 * 7:30 p.m. ET | ABC
Duke 45 at California 21 * 10:30 p.m. ET | ESPN
Open: Georgia Tech, Stanford

WEEK 7

Saturday, Oct. 11

Pitt at #25 Florida State * Noon ET | ESPN
Stanford at SMU * Noon ET | The CW
Virginia Tech at #13 Georgia Tech * 3:30 p.m. ET | ACCN
NC State at #16 Notre Dame 3:30 p.m. ET | Peacock
Wake Forest at Oregon State 3:30 p.m. ET | The CW
Clemson at Boston College * 7:30 p.m. ET | ACCN
Open: California, Duke, Louisville, Miami, North Carolina, Syracuse, Virginia

WEEK 8

Friday, Oct. 17

Louisville at Miami * 7 p.m. ET | ESPN or ESPN2
North Carolina at California * 10:30 p.m. ET | ESPN

Saturday, Oct. 18

Georgia Tech at Duke * Noon ET | ESPN
UConn at Boston College Noon ET | ACCN
SMU at Clemson * 3:30 p.m. ET | ACCN
Washington State at Virginia 6:30 p.m. ET | The CW
Pitt at Syracuse * 7:30 p.m. ET | ACCN
Florida State at Stanford * 10:30 p.m. ET | ESPN
Open: NC State, Virginia Tech, Wake Forest

WEEK 9

Friday, Oct. 24

California at Virginia Tech * 7:30 p.m. ET | ESPN

Saturday, Oct. 25

Boston College at Louisville *
Syracuse at Georgia Tech *
Stanford at Miami *
Virginia at North Carolina *
NC State at Pitt *
SMU at Wake Forest *
Open: Clemson, Duke, Florida State

WEEK 10

Friday, Oct. 31

North Carolina at Syracuse * 7:30 p.m. ET | ESPN

Saturday, Nov. 1

Virginia at California *
Duke at Clemson *
Wake Forest at Florida State *
Georgia Tech at NC State *
Louisville at Virginia Tech *
Miami at SMU *
Pitt at Stanford *
Notre Dame at Boston College

WEEK 11

Saturday, Nov. 8

SMU at Boston College *
California at Louisville *
Florida State at Clemson *
Syracuse at Miami *
Stanford at North Carolina *
Wake Forest at Virginia *
Duke at UConn 3:30 p.m. ET | CBSSN
Open: Georgia Tech, NC State, Pitt, Virginia Tech

WEEK 12

Friday, Nov. 14

Clemson at Louisville * 7:30 p.m. ET | ESPN

Saturday, Nov. 15

Georgia Tech at Boston College *
Virginia at Duke *
Virginia Tech at Florida State *
NC State at Miami *
North Carolina at Wake Forest *
Notre Dame at Pitt
Open: California, SMU, Stanford, Syracuse

WEEK 13

Friday, Nov. 21

Florida State at NC State * 8 p.m. ET | ESPN

Saturday, Nov. 22

California at Stanford *
Duke at North Carolina *
Pitt at Georgia Tech *
Louisville at SMU *
Miami at Virginia Tech *
Syracuse at Notre Dame 3:30 p.m. ET | NBC or Peacock
Furman at Clemson
Delaware at Wake Forest
Open: Boston College, Virginia

WEEK 14

Friday, Nov. 28

Georgia at Georgia Tech 3:30 p.m. ET | ABC
(at Mercedes-Benz Stadium)

Saturday, Nov. 29

Boston College at Syracuse *
SMU at California *
Wake Forest at Duke *
Miami at Pitt *
North Carolina at NC State *
Virginia Tech at Virginia *
Clemson at South Carolina Noon ET | ABC or ESPN
Florida State at Florida
Kentucky at Louisville
Notre Dame at Stanford

ACC FOOTBALL CHAMPIONSHIP GAME

Saturday, Dec. 6

Bank of America Stadium - Charlotte, North Carolina
2025 ACC Championship Game 8 p.m. ET | ABC

* Denotes ACC game.
Games remain subject to change.



| BOSTON COLLEGE (1-4, 0-3 ACC) | | |
|-------------------------------|-------------------|---------------------|
| Date | Opponent | |
| Aug. 30 | Fordham | W, 66-10 |
| Sept. 6 | at Michigan State | L, 40-42 (2OT) |
| Sept. 13 | at Stanford * | L, 20-30 |
| Sept. 20 | OPEN | |
| Sept. 27 | California * | L, 24-28 |
| Oct. 4 | at Pitt * | L, 7-48 |
| Oct. 11 | Clemson * | 7:30 p.m. ET ACCN |
| Oct. 18 | UConn | Noon ET ACCN |
| Oct. 25 | at Louisville * | |
| Nov. 1 | Notre Dame | |
| Nov. 8 | SMU * | |
| Nov. 15 | Georgia Tech * | |
| Nov. 22 | OPEN | |
| Nov. 29 | at Syracuse * | |

| CALIFORNIA (4-2, 1-1 ACC) | | |
|---------------------------|---------------------|----------------------|
| Date | Opponent | |
| Aug. 30 | at Oregon State | W, 34-15 |
| Sept. 6 | Texas Southern | W, 35-3 |
| Sept. 13 | Minnesota | W, 27-14 |
| Sept. 20 | at San Diego State | L, 0-34 |
| Sept. 27 | at Boston College * | W, 28-24 |
| Oct. 4 | Duke * | L, 21-45 |
| Oct. 11 | OPEN | |
| Oct. 17 | North Carolina * | 10:30 p.m. ET ESPN |
| Oct. 24 | at Virginia Tech * | 7:30 p.m. ET ESPN |
| Nov. 1 | Virginia * | |
| Nov. 8 | at Louisville * | |
| Nov. 15 | OPEN | |
| Nov. 22 | at Stanford * | |
| Nov. 29 | SMU * | |

| CLEMSON (2-3, 1-2 ACC) | | |
|------------------------|---------------------|-----------------------|
| Date | Opponent | |
| Aug. 30 | #9 LSU | L, 10-17 |
| Sept. 6 | Troy | W, 27-16 |
| Sept. 13 | at Georgia Tech * | L, 21-24 |
| Sept. 20 | Syracuse * | L, 21-34 |
| Sept. 27 | OPEN | |
| Oct. 4 | at North Carolina * | W, 38-10 |
| Oct. 11 | at Boston College * | 7:30 p.m. ET ACCN |
| Oct. 18 | SMU * | 3:30 p.m. ET ACCN |
| Oct. 25 | OPEN | |
| Nov. 1 | Duke * | |
| Nov. 8 | Florida State * | |
| Nov. 14 | at Louisville * | 7:30 p.m. ET ESPN |
| Nov. 22 | Furman | |
| Nov. 29 | at South Carolina | Noon ET ABC or ESPN |

| DUKE (4-2, 3-0 ACC) | | |
|---------------------|---------------------|----------------------|
| Date | Opponent | |
| Aug. 28 | Elon | W, 45-17 |
| Sept. 6 | #11 Illinois | L, 19-45 |
| Sept. 13 | at Tulane | L, 27-34 |
| Sept. 20 | NC State * | W, 45-33 |
| Sept. 27 | at Syracuse * | W, 38-3 |
| Oct. 4 | at California * | W, 45-21 |
| Oct. 11 | OPEN | |
| Oct. 18 | Georgia Tech * | Noon ET ESPN |
| Oct. 25 | OPEN | |
| Nov. 1 | at Clemson * | |
| Nov. 8 | at UConn | 3:30 p.m. ET CBSSN |
| Nov. 15 | Virginia * | |
| Nov. 22 | at North Carolina * | |
| Nov. 29 | Wake Forest * | |

| FLORIDA STATE (3-2, 0-2 ACC) | | |
|------------------------------|-----------------|----------------------|
| Date | Opponent | |
| Aug. 30 | #8 Alabama | W, 31-17 |
| Sept. 6 | East Texas A&M | W, 77-3 |
| Sept. 13 | OPEN | |
| Sept. 20 | Kent State | W, 66-10 |
| Sept. 26 | at Virginia * | L, 38-46 (2OT) |
| Oct. 4 | #3 Miami * | L, 22-28 |
| Oct. 11 | Pitt * | Noon ET ESPN |
| Oct. 18 | at Stanford * | 10:30 p.m. ET ESPN |
| Oct. 25 | OPEN | |
| Nov. 1 | Wake Forest * | |
| Nov. 8 | at Clemson * | |
| Nov. 15 | Virginia Tech * | |
| Nov. 21 | at NC State * | 8 p.m. ET ESPN |
| Nov. 29 | at Florida | |

| GEORGIA TECH (5-0, 2-0 ACC) | | |
|-----------------------------|---------------------|---------------------|
| Date | Opponent | |
| Aug. 29 | at Colorado | W, 27-20 |
| Sept. 6 | Gardner-Webb | W, 59-12 |
| Sept. 13 | #12 Clemson * | W, 24-21 |
| Sept. 20 | Temple | W, 45-24 |
| Sept. 27 | at Wake Forest * | W, 30-29 (OT) |
| Oct. 4 | OPEN | |
| Oct. 11 | Virginia Tech * | 3:30 p.m. ET ACCN |
| Oct. 18 | at Duke * | Noon ET ESPN |
| Oct. 25 | Syracuse * | |
| Nov. 1 | at NC State * | |
| Nov. 8 | OPEN | |
| Nov. 15 | at Boston College * | |
| Nov. 22 | Pitt * | |
| Nov. 28 | Georgia | 3:30 p.m. ET ABC |

| LOUISVILLE (4-1, 1-1 ACC) | | |
|---------------------------|--------------------|---------------------------|
| Date | Opponent | |
| Aug. 30 | Eastern Kentucky | W, 51-17 |
| Sept. 5 | James Madison | W, 28-14 |
| Sept. 13 | OPEN | |
| Sept. 20 | Bowling Green | W, 40-17 |
| Sept. 27 | at Pitt * | W, 34-27 |
| Oct. 4 | #24 Virginia * | L, 27-30 (OT) |
| Oct. 11 | OPEN | |
| Oct. 17 | at Miami * | 7 p.m. ET ESPN or ESPN2 |
| Oct. 25 | Boston College * | |
| Nov. 1 | at Virginia Tech * | |
| Nov. 8 | California * | |
| Nov. 14 | Clemson * | 7:30 p.m. ET ESPN |
| Nov. 22 | at SMU * | |
| Nov. 29 | Kentucky | |

| MIAMI (5-0, 1-0 ACC) | | |
|----------------------|------------------------|---------------------------|
| Date | Opponent | |
| Aug. 31 | #6 Notre Dame | W, 27-24 |
| Sept. 6 | Bethune-Cookman | W, 45-3 |
| Sept. 13 | #18 South Florida | W, 49-12 |
| Sept. 20 | Florida | W, 26-7 |
| Sept. 27 | OPEN | |
| Oct. 4 | at #18 Florida State * | W, 28-22 |
| Oct. 11 | OPEN | |
| Oct. 17 | Louisville * | 7 p.m. ET ESPN or ESPN2 |
| Oct. 25 | Stanford * | |
| Nov. 1 | at SMU * | |
| Nov. 8 | Syracuse * | |
| Nov. 15 | NC State * | |
| Nov. 22 | at Virginia Tech * | |
| Nov. 29 | at Pitt * | |

| NORTH CAROLINA (2-3, 0-1 ACC) | | |
|-------------------------------|------------------|----------------------|
| Date | Opponent | |
| Sept. 1 | TCU | L, 14-48 |
| Sept. 6 | at Charlotte | W, 20-3 |
| Sept. 13 | Richmond | W, 41-6 |
| Sept. 20 | at UCF | L, 9-34 |
| Sept. 27 | OPEN | |
| Oct. 4 | Clemson * | L, 10-38 |
| Oct. 11 | OPEN | |
| Oct. 17 | at California * | 10:30 p.m. ET ESPN |
| Oct. 25 | Virginia * | |
| Oct. 31 | at Syracuse * | 7:30 p.m. ET ESPN |
| Nov. 8 | Stanford * | |
| Nov. 15 | at Wake Forest * | |
| Nov. 22 | Duke * | |
| Nov. 29 | at NC State * | |

| NC STATE (4-2, 2-2 ACC) | | |
|-------------------------|-------------------|-----------------------|
| Date | Opponent | |
| Aug. 28 | East Carolina | W, 24-17 |
| Sept. 6 | Virginia | W, 35-31 |
| Sept. 11 | at Wake Forest * | W, 34-24 |
| Sept. 20 | at Duke * | L, 33-45 |
| Sept. 27 | Virginia Tech * | L, 21-23 |
| Oct. 4 | Campbell | W, 56-10 |
| Oct. 11 | at #16 Notre Dame | 3:30 p.m. ET, Peacock |
| Oct. 18 | OPEN | |
| Oct. 25 | at Pitt * | |
| Nov. 1 | Georgia Tech * | |
| Nov. 8 | OPEN | |
| Nov. 15 | at Miami * | |
| Nov. 21 | Florida State * | 8 p.m. ET ESPN |
| Nov. 29 | North Carolina * | |

| PITT (3-2, 1-1 ACC) | | |
|---------------------|------------------------|---------------------|
| Date | Opponent | |
| Aug. 30 | Duquesne | W, 61-9 |
| Sept. 6 | Central Michigan | W, 45-17 |
| Sept. 13 | at West Virginia | L, 24-31 (OT) |
| Sept. 20 | OPEN | |
| Sept. 27 | Louisville * | L, 27-34 |
| Oct. 4 | Boston College * | W, 48-7 |
| Oct. 11 | at #25 Florida State * | Noon ET ESPN |
| Oct. 18 | at Syracuse * | 7:30 p.m. ET ACCN |
| Oct. 25 | NC State * | |
| Nov. 1 | at Stanford * | |
| Nov. 8 | OPEN | |
| Nov. 15 | Notre Dame | |
| Nov. 22 | at Georgia Tech * | |
| Nov. 29 | Miami * | |

| SMU (3-2, 1-0 ACC) | | |
|--------------------|---------------------|---------------------|
| Date | Opponent | |
| Aug. 30 | East Texas A&M | W, 42-13 |
| Sept. 6 | Baylor | L, 45-48 (2OT) |
| Sept. 13 | at Missouri State | W, 28-10 |
| Sept. 20 | at TCU | L, 24-35 |
| Sept. 27 | OPEN | |
| Oct. 4 | Syracuse * | W, 31-18 |
| Oct. 11 | Stanford * | Noon ET The CW |
| Oct. 18 | at Clemson * | 3:30 p.m. ET ACCN |
| Oct. 25 | at Wake Forest * | |
| Nov. 1 | Miami * | |
| Nov. 8 | at Boston College * | |
| Nov. 15 | OPEN | |
| Nov. 22 | Louisville * | |
| Nov. 29 | at California * | |

*denotes ACC game

2025 TEAM-BY-TEAM SCHEDULES



| STANFORD (2-3, 1-1 ACC) | | |
|-------------------------|---------------------|----------------------|
| Date | Opponent | |
| Aug. 23 | at Hawai'i | L, 20-23 |
| Aug. 30 | OPEN | |
| Sept. 6 | at BYU | L, 3-27 |
| Sept. 13 | Boston College * | W, 30-20 |
| Sept. 20 | at Virginia * | L, 20-48 |
| Sept. 27 | San José State | W, 30-29 |
| Oct. 4 | OPEN | |
| Oct. 11 | at SMU * | Noon ET The CW |
| Oct. 18 | Florida State * | 10:30 p.m. ET ESPN |
| Oct. 25 | at Miami * | |
| Nov. 1 | Pitt * | |
| Nov. 8 | at North Carolina * | |
| Nov. 15 | OPEN | |
| Nov. 22 | California * | |
| Nov. 29 | Notre Dame | |

| SYRACUSE (3-3, 1-2 ACC) | | |
|-----------------------------------|-------------------|---------------------|
| Date | Opponent | |
| Aflac Kickoff Game - Atlanta, Ga. | | |
| Aug. 30 | vs. #24 Tennessee | L, 26-45 |
| Sept. 6 | UConn | W, 27-20 (OT) |
| Sept. 12 | Colgate | W, 66-24 |
| Sept. 20 | at Clemson * | W, 34-21 |
| Sept. 27 | Duke * | L, 3-38 |
| Oct. 4 | at SMU * | L, 18-31 |
| Oct. 11 | OPEN | |
| Oct. 18 | Pitt * | 7:30 p.m. ET ACCN |
| Oct. 25 | at Georgia Tech * | |
| Oct. 31 | North Carolina * | 7:30 p.m. ET ESPN |
| Nov. 8 | at Miami * | |
| Nov. 15 | OPEN | |
| Nov. 22 | at Notre Dame | 3:30 p.m. ET, NBC |
| Nov. 29 | Boston College * | |

| VIRGINIA (5-1, 3-0 ACC) | | |
|-------------------------|---------------------|-------------------|
| Date | Opponent | |
| Aug. 30 | Coastal Carolina | W, 48-7 |
| Sept. 6 | at NC State | L, 31-35 |
| Sept. 13 | William & Mary | W, 55-16 |
| Sept. 20 | Stanford * | W, 48-20 |
| Sept. 26 | #8 Florida State * | W, 46-38 (2OT) |
| Oct. 4 | at Louisville * | W, 30-27 (OT) |
| Oct. 11 | OPEN | |
| Oct. 18 | Washington State | 6:30 p.m. ET CW |
| Oct. 25 | at North Carolina * | |
| Nov. 1 | at California * | |
| Nov. 8 | Wake Forest * | |
| Nov. 15 | at Duke * | |
| Nov. 22 | OPEN | |
| Nov. 29 | Virginia Tech * | |

| VIRGINIA TECH (2-4, 1-1 ACC) | | |
|-----------------------------------|------------------------|---------------------|
| Date | Opponent | |
| Aflac Kickoff Game - Atlanta, Ga. | | |
| Aug. 31 | vs. #13 South Carolina | L, 11-24 |
| Sept. 6 | Vanderbilt | L, 20-44 |
| Sept. 13 | Old Dominion | L, 26-45 |
| Sept. 20 | Wofford | W, 38-6 |
| Sept. 27 | at NC State * | W, 23-21 |
| Oct. 4 | Wake Forest * | L, 23-30 |
| Oct. 11 | at #13 Georgia Tech * | 3:30 p.m. ET ACCN |
| Oct. 18 | OPEN | |
| Oct. 24 | California * | 7:30 p.m. ET ESPN |
| Nov. 1 | Louisville * | |
| Nov. 8 | OPEN | |
| Nov. 15 | at Florida State * | |
| Nov. 22 | Miami * | |
| Nov. 29 | at Virginia * | |

| WAKE FOREST (3-2, 1-2 ACC) | | |
|----------------------------|--------------------|-----------------------|
| Date | Opponent | |
| Aug. 29 | Kennesaw State | W, 10-9 |
| Sept. 6 | Western Carolina | W, 42-10 |
| Sept. 11 | NC State * | L, 24-34 |
| Sept. 20 | OPEN | |
| Sept. 27 | #16 Georgia Tech * | L, 29-30 (OT) |
| Oct. 4 | at Virginia Tech * | W, 30-23 |
| Oct. 11 | at Oregon State | 3:30 p.m. ET The CW |
| Oct. 18 | OPEN | |
| Oct. 25 | SMU * | |
| Nov. 1 | at Florida State * | |
| Nov. 8 | at Virginia * | |
| Nov. 15 | North Carolina * | |
| Nov. 22 | Delaware | |
| Nov. 29 | at Duke * | |

* Denotes ACC game.
Games remain subject to change.

ACC TIEBREAKER POLICY

The Atlantic Coast Conference Football Champion will be decided by a game between the top two (2) post-season eligible teams. The two teams with the highest percentage of wins during all regular-season Conference competition shall play in the Championship Game. If three (3) or more such teams are tied with the highest percentage of wins or two (2) or more teams are tied with the second highest percentage of wins, the following tiebreaker procedure shall be administered to determine the representative(s) in the Championship Game. The team with the highest win percentage, either outright or after application of the tiebreaker, shall be declared the home team for the Championship Game.

Two-Team Tie

- Head-to-head competition between the two tied teams.
- Win-percentage against all common opponents.
- Win-percentage against common opponents based upon their order of finish (overall conference win-percentage, with ties broken) and proceeding through other common opponents based upon their order of finish.
- Combined win-percentage of conference opponents.
- The tied team with the higher ranking by the Team Rating Score metric provided by SportSource Analytics following the conclusion of regular-season games.
- The participant shall be chosen by a draw as administered by the Commissioner or Commissioner's designee.

Three (or More) Team Tie

The three (or more) team tiebreaker procedure will be used to either (a) identify one championship game participant, (b) identify both championship game participants, or (c) eliminate team(s) from the tie. If the administration of the three (or more) team tiebreaker results in the elimination of team(s) from the tie, teams remain tied, and both championship game participants have not been determined, the tiebreaker procedure will restart for remaining tied teams.

- Combined head-to-head win-percentage among the tied teams if all tied teams are common opponents.
- If all tied teams are not common opponents, the tied team that defeated each of the other tied teams.
- If all tied teams are not common opponents and no tied team defeated each of the other tied teams, but a tied team lost to each of the other tied teams, such team shall be eliminated and removed from the tie.
- Win-percentage against all common opponents.
- Win-percentage against common opponents based upon their order of finish (overall conference win-percentage, with ties broken) and proceeding through other common opponents based upon their order of finish.
- Combined win-percentage of conference opponents.
- The tied team with the highest ranking by the Team Rating Score metric provided by SportSource Analytics following the conclusion of regular season games.
- The participant shall be chosen by a draw as administered by the Commissioner or Commissioner's designee.

Conference games against otherwise post-season ineligible teams will always be counted in the league standings and in application of the tie-breaker procedure.





| Bowl Game | Date | Time (ET) | Network |
|-------------------------------------|--------------------------|-----------|---------|
| LA Bowl Hosted by Gronk | Saturday, Dec. 13, 2025 | 9 p.m. | ESPN |
| Union Home Mortgage Gasparilla Bowl | Friday, Dec. 19, 2025 | 3:30 p.m. | ESPN |
| Go Bowling Military Bowl | Saturday, Dec. 27, 2025 | 11 a.m. | ESPN |
| Bad Boy Mowers Pinstripe Bowl | Saturday, Dec. 27, 2025 | Noon | ABC |
| Wasabi Fenway Bowl | Saturday, Dec. 27, 2025 | 2:15 p.m. | ESPN |
| Pop-Tarts Bowl | Saturday, Dec. 27, 2025 | 3:30 p.m. | ABC |
| TaxSlayer Gator Bowl | Saturday, Dec. 27, 2025 | 7:30 p.m. | ABC |
| JLab Birmingham Bowl | Monday, Dec. 29, 2025 | 2 p.m. | ESPN |
| Valero Alamo Bowl | Tuesday, Dec. 30, 2025 | 9 p.m. | ESPN |
| Tony the Tiger Sun Bowl | Wednesday, Dec. 31, 2025 | 2 p.m. | CBS |
| SRS Distribution Las Vegas Bowl | Wednesday, Dec. 31, 2025 | 3:30 p.m. | ESPN |
| Duke's Mayo Bowl | Friday, Jan. 2, 2026 | 8 p.m. | ESPN |
| DIRECTV Holiday Bowl | Friday, Jan. 2, 2026 | 8 p.m. | Fox |

2024-25 College Football Playoff

| Game - Location | Date | Time (ET) | Network |
|--|--------------------------|-----------|---------|
| CFP First Round - Campus Site | Friday, Dec. 19, 2025 | TBD | TBD |
| CFP First Round - Campus Site | Saturday, Dec. 20, 2025 | TBD | TBD |
| CFP First Round - Campus Site | Saturday, Dec. 20, 2025 | TBD | TBD |
| CFP First Round - Campus Site | Saturday, Dec. 20, 2025 | TBD | TBD |
| CFP Quarterfinals - Goodyear Cotton Bowl | Wednesday, Dec. 31, 2025 | 7:30 p.m. | ESPN |
| CFP Quarterfinals - Capital One Orange Bowl | Thursday, Jan. 1, 2026 | Noon | ESPN |
| CFP Quarterfinals - Rose Bowl Game Presented by Prudential | Thursday, Jan. 1, 2026 | 4 p.m. | ESPN |
| CFP Quarterfinals - Allstate Sugar Bowl | Thursday, Jan. 1, 2026 | 8 p.m. | ESPN |
| CFP Semifinals - Vrbo Fiesta Bowl | Thursday, Jan. 8, 2026 | 7:30 p.m. | ESPN |
| CFP Semifinals - Chick-fil-A Peach Bowl | Friday, Jan. 9, 2026 | 7:30 p.m. | ESPN |
| CFP National Championship Game - Hard Rock Stadium | Monday, Jan. 19, 2026 | 7:30 p.m. | ESPN |

• The 12 playoff participants consist of the five highest-ranked conference champions, plus the next seven highest-ranked teams. The four highest-ranked conference champions will be seeded one through four and receive a first-round bye. The schools seeded five through eight will host those seeded nine through 12 in first-round games.

NATIONAL SUCCESS

National Championships

- The ACC won six NCAA National Championships in 2024-25 in ACC-sponsored sports. In addition, Stanford won the NCAA Women's Water Polo Championship.
 - North Carolina won the 2024 NCAA Women's Soccer Championship.
 - Virginia won the 2024-25 NCAA Women's Swimming & Diving Championship.
 - Notre Dame won the 2025 NCAA Fencing Championship.
 - Wake Forest won the 2025 NCAA Men's Tennis Championship.
 - North Carolina won the 2025 NCAA Women's Lacrosse Championship.
 - Stanford won the 2025 NCAA Women's Rowing Championship.
- The ACC has won a combined 29 NCAA titles over the last four academic years, the most by any conference in their respective league-sponsored sports.
 - ACC has won six or more national titles in each of the last four years, marking the best run in ACC history.
 - In 2022-23, the ACC won the most NCAA championships of any conference with a league-record nine.
- Over the last four years, an ACC team has had to beat another ACC team in either the NCAA semifinals or championship game 17 times.
 - In 2024-25, the ACC had multiple teams in the final four of several NCAA Championships:
 - Women's Soccer: 4 of the final 4 teams; both teams in the championship.
 - Volleyball: 2 of the final 4 teams.
 - Women's Lacrosse: 2 of the final 4 teams.
 - Men's Golf: 2 of the final 4 teams.
 - Women's Golf: 2 of the final 4 teams.
 - Women's Swimming & Diving: Top 2 teams in the team standings.
- ACC student-athletes won 32 individual NCAA Titles in 2024-25.

LEARFIELD Directors' Cup Standings

- Six ACC schools were ranked among the top 25, including three in the top 10, in the final Division I LEARFIELD College Directors' Cup standings following the 2024-25 academic year. All 18 ACC programs finished in the top 75 of the final standings.
- This marks the 23rd consecutive year that four or more ACC schools placed among the top 30 in the final LEARFIELD Directors' Cup standings. North Carolina and Virginia have ranked among the top 30 nationally in each of the 31 years the Directors' Cup has been conducted.
- The ACC was one of only two conferences with every school among the final top 75 this year. This marks just the second time in the last decade in which every ACC team finished in the top 75 (2020-21 was the other occurrence).

ACC STUDENT-ATHLETE PROGRAMS & SERVICES

- The ACC conducted its fourth annual Health and Safety Summit in May 2025, this time in Charlotte, North Carolina, bringing together athletic trainers, team physicians, dietitians, mental health practitioners, sports performance coaches, and others within the ACC's health and sports performance community to collaborate and to share best practices.
- The ACC continued to provide leadership development programming to ACC coaches through the "Coaching the Whole Athlete Academy". The Coaching Academy is an eight-week virtual and immersive development program established by the league office that equips coaches with information, tools, and skills of a humanistic approach to better support the needs of the student-athlete.
- The ACC organized the second annual ACC Career Trek in Charlotte, North Carolina, in June 2025. The trek included 30 student-athletes across the league meeting with representatives and listening to panel discussions from five different categories including sports, real estate, finance/banking, consulting and government.

ACADEMIC SUCCESS

ACC Student-Athletes Excel Once Again in NCAA APR Report

- Atlantic Coast Conference teams continue to demonstrate strong academic performance, as reflected in the latest Academic Progress Rate (APR) data released by the NCAA in May.
- Overall, the ACC average APR is 991, seven points above the NCAA Division I national average. Every team among the ACC's 28 sponsored sports exceeded the NCAA's required APR of 930, while 114 ACC teams recorded a perfect score of 1000, including at least one team from each of the 18 member institutions. All ACC football, men's basketball, women's basketball and baseball programs exceeded the NCAA's required APR of 930.

ACC Makes Another Strong Showing in NCAA Graduation Success Rates

- The Atlantic Coast Conference's collective high level of academic success is again reflected by the NCAA Graduation Success Rate (GSR) report released in November 2024. The ACC's average graduation rate of 94 percent is four points higher than this year's national average of 90 percent.

ACC Again Leads the Way in U.S. News & World Report "Best Colleges" Rankings

- For the 19th consecutive year, the Atlantic Coast Conference leads the way nationally among Football Bowl Subdivision (FBS) conferences in the "Best Colleges" rankings released by *U.S. News & World Report* on September 23, 2025.
 - The ACC once again boasts the best average ranking among all FBS conferences, with an impressive 50.7 average, outpacing its peers for the 19th year in a row.
 - Two ACC institutions rank among the nation's top 10, making it the only FBS conference with multiple universities in the top 10.
 - Four ACC schools landed in the top 25, more than any other FBS conference.
 - Six ACC schools are ranked in the top 30, leading all FBS conferences.
 - A record 16 ACC schools are ranked among the top 75, the most of any FBS conference.
 - 11 of the 18 ACC institutions either maintained or improved their position from last year's rankings.



FOOTBALL SUCCESS

The ACC has solidified its reputation as a powerhouse in college football over the last decade, producing elite teams, top-tier coaching talent and Heisman-caliber athletes.

Elite Presence on the National Stage

• In eight of the past 12 seasons, the ACC has been represented in either the College Football Playoff or the BCS National Championship Game—an elite streak that began with Florida State's thrilling 34-31 win over Auburn in the final BCS title game in January 2014 (2013 season).

Four CFP Teams, One Conference

• The ACC is one of the few conferences to have sent four different programs to the College Football Playoff:

- Clemson (2015–2020, 2024)
- Florida State (2014)
- Notre Dame (2020, as a full ACC member during the pandemic season)
- SMU (2024)

Playoff Success That Stands Out

• With six all-time College Football Playoff victories, the ACC ranks third nationally behind only the SEC (18) and Big Ten (11).

Unmatched Depth in Bowl Season

• The 2024 season saw a league-record 13 ACC teams earn bowl eligibility, tying for the most among all Power 4 conferences. This marks the 24th consecutive year the ACC has secured six or more bowl bids, excluding the unique 2020 season. The league has sent 10 teams or more to the postseason in seven of the last 11 years, and since 2014, ranks second among all conferences with 105 total postseason appearances.

Top Coaching Talent Across the Board

• Seven active ACC head coaches currently rank among the top 60 in the FBS in career winning percentage (at least one full season of coaching):

- Dabo Swinney (Clemson)
- Fran Brown (Syracuse)
- Rhett Lashlee (SMU)
- Mike Norvell (Florida State)
- Jeff Brohm (Louisville)
- Dave Doeren (NC State)
- Manny Diaz (Duke)

Heisman Pedigree

• Over the last 12 years, eight ACC players have finished in the top five of the Heisman Trophy voting a total of 10 times, including two winners:

- Jameis Winston, Florida State – 2013 winner
- Lamar Jackson, Louisville – 2016 winner, third in 2017
- Deshaun Watson, Clemson – 2nd in 2016, 3rd in 2015
- Trevor Lawrence, Clemson – 2nd in 2020
- Kenny Pickett, Pitt – 3rd in 2021
- Andre Williams, Boston College – 5th in 2013
- Jordan Travis, Florida State – 5th in 2023
- Cameron Ward, Miami – 4th in 2024

ACC CHAMPIONSHIP GAME SUCCESS

Expanding the Field of Contenders

• With SMU making its first appearance in 2024, 14 different programs have now competed in the ACC Football Championship Game since it began in 2005—highlighting the league's depth and competitive balance.

• Clemson leads all schools with 10 appearances, followed by Virginia Tech and Florida State, each with six.

Champions Across the Conference

• Since the inaugural title game in 2005, six different schools have claimed the ACC Championship:

- Clemson: 9 titles (most in league history)
- Florida State: 5 titles, including the 2023 crown
- Virginia Tech: 3 titles
- Georgia Tech, Wake Forest, and Pitt: 1 title each

A Proven Draw in Charlotte

• The ACC Championship Game has been a major event in Charlotte, selling out five times at Bank of America Stadium—in 2010, 2011, 2015, 2017, and 2020—demonstrating the passion of ACC fans and the game's regional appeal.

Charlotte: The Long-Term Home of ACC Championship Football

• In April 2018, the ACC and the Charlotte Sports Foundation solidified a 10-year partnership to keep the title game in Charlotte through 2030. The game will continue to be played annually at Bank of America Stadium on the first Saturday of December, maintaining one of college football's premier championship traditions.

ACC & THE NFL DRAFT

Another Impressive Draft Class

• The ACC saw 42 players selected in the 2025 NFL Draft, representing 15 different institutions across the conference. This ties the league's highest single-draft total since 2021 (not including Notre Dame's nine picks that year).

Consistent Pipeline to the Pros

• Since the 2000 NFL Draft, the ACC has produced 853 total draft picks, including 122 first-round selections—ranking third among all conferences in both categories.

Top-Three in Recent Draft Production

• Over the last 12 drafts (2013–2025), the ACC has had 469 players selected, the third-most of any conference during that span. Notably, the ACC has seen 40 or more players drafted in three of the last five years.

No. 1 Overall Picks: A Legacy of Excellence

• Current ACC programs have produced 17 No. 1 overall picks in the history of the NFL Draft. Most recently, Miami quarterback Cameron Ward was selected first overall by the Tennessee Titans in the 2025 NFL Draft. Several ACC schools have contributed multiple top picks over the years:

- Stanford: 4 (Bobby Garrett – 1954, Jim Plunkett – 1971, John Elway – 1983, Andrew Luck – 2012)
- Miami: 3 (Vinny Testaverde – 1987, Russell Maryland – 1991, Cameron Ward – 2025)
- Cal: 2 (Steve Bartkowski – 1975, Jared Goff – 2016)
- Virginia Tech: 2 (Bruce Smith – 1985, Michael Vick – 2001)
- Clemson: 1 (Trevor Lawrence – 2021)
- Florida State: 1 (Jameis Winston – 2015)
- NC State: 1 (Mario Williams – 2006)
- SMU: 1 (Kyle Rote – 1951)
- Syracuse: 1 (Ernie Davis – 1962)
- Virginia: 1 (Bill Dudley – 1942)

Additionally, NC State's Roman Gabriel was selected No. 2 overall in the 1962 NFL Draft but was the No. 1 overall pick in the AFL Draft by the Oakland Raiders.

Quarterback

| | |
|----------|--------------------------------------|
| Sept. 2 | Haynes King (QB), Georgia Tech |
| Sept. 8 | Dylan Loneragan (QB), Boston College |
| Sept. 15 | Haynes King (QB), Georgia Tech |
| Sept. 22 | Chandler Morris (QB), Virginia |
| Sept. 29 | Chandler Morris (QB), Virginia |
| Oct. 6 | Carson Beck (QB), Miami |
| Oct. 13 | |
| Oct. 20 | |
| Oct. 27 | |
| Nov. 3 | |
| Nov. 10 | |
| Nov. 17 | |
| Nov. 24 | |
| Dec. 1 | |

Running Back

| | |
|----------|------------------------------------|
| Sept. 2 | Isaac Brown (RB), Louisville |
| Sept. 8 | Demond Claiborne (RB), Wake Forest |
| Sept. 15 | Micah Ford (RB), Stanford |
| Sept. 22 | Anderson Castle (RB), Duke |
| Sept. 29 | Nate Sheppard (RB), Duke |
| Oct. 6 | Hollywood Smothers (RB), NC State |
| Oct. 13 | |
| Oct. 20 | |
| Oct. 27 | |
| Nov. 3 | |
| Nov. 10 | |
| Nov. 17 | |
| Nov. 24 | |
| Dec. 1 | |

Receiver

| | |
|----------|-----------------------------------|
| Sept. 2 | Cam Ross (WR), Virginia |
| Sept. 8 | Duce Robinson (WR), Florida State |
| Sept. 15 | Darrell Gill Jr. (WR), Syracuse |
| Sept. 22 | Trell Harris (WR), Virginia |
| Sept. 29 | Chris Bell (WR), Louisville |
| Oct. 6 | Chris Bell (WR), Louisville |
| Oct. 13 | |
| Oct. 20 | |
| Oct. 27 | |
| Nov. 3 | |
| Nov. 10 | |
| Nov. 17 | |
| Nov. 24 | |
| Dec. 1 | |

Offensive Line

| | |
|----------|------------------------------------|
| Sept. 2 | Luke Petitbon (C), Florida State |
| Sept. 8 | Adrian Medley (RG), Florida State |
| Sept. 15 | Keylan Rutledge (RG), Georgia Tech |
| Sept. 22 | McKale Boley (LT), Virginia |
| Sept. 29 | Brian Parker II (RT), Duke |
| Oct. 6 | James Brockermeier (C), Miami |
| Oct. 13 | |
| Oct. 20 | |
| Oct. 27 | |
| Nov. 3 | |
| Nov. 10 | |
| Nov. 17 | |
| Nov. 24 | |
| Dec. 1 | |

Defensive Line

| | |
|----------|--------------------------------|
| Sept. 2 | Rueben Bain Jr. (DL), Miami |
| Sept. 8 | Vincent Anthony Jr. (DE), Duke |
| Sept. 15 | Isaiah Shirley (DT), NC State |
| Sept. 22 | Rueben Bain Jr. (DL), Miami |
| Sept. 29 | Mitchell Melton (DE), Virginia |
| Oct. 6 | Mitchell Melton (DE), Virginia |
| Oct. 13 | |
| Oct. 20 | |
| Oct. 27 | |
| Nov. 3 | |
| Nov. 10 | |
| Nov. 17 | |
| Nov. 24 | |
| Dec. 1 | |

Linebacker

| | |
|----------|------------------------------------|
| Sept. 2 | Kyle Louis (LB), Pitt |
| Sept. 8 | T.J. Quinn (LB), Louisville |
| Sept. 15 | Mikai Gbayor (LB), North Carolina |
| Sept. 22 | Antonio Deslauriers (LB), Syracuse |
| Sept. 29 | T.J. Quinn (LB), Louisville |
| Oct. 6 | Kam Robinson (LB), Virginia |
| Oct. 13 | |
| Oct. 20 | |
| Oct. 27 | |
| Nov. 3 | |
| Nov. 10 | |
| Nov. 17 | |
| Nov. 24 | |
| Dec. 1 | |

Defensive Back

| | |
|----------|------------------------------------|
| Sept. 2 | Ahmaad Moses (S), SMU |
| Sept. 8 | Omar Thornton (DB), Boston College |
| Sept. 15 | Omar Daniels (DB), Georgia Tech |
| Sept. 22 | DaShawn Stone (S), Duke |
| Sept. 29 | Ja'son Prevard (DB), Virginia |
| Oct. 6 | Jakobe Thomas (DB), Miami |
| Oct. 13 | |
| Oct. 20 | |
| Oct. 27 | |
| Nov. 3 | |
| Nov. 10 | |
| Nov. 17 | |
| Nov. 24 | |
| Dec. 1 | |

Specialist

| | |
|----------|------------------------------------|
| Sept. 2 | Cam Ross (WR/RS), Virginia |
| Sept. 8 | Cam Ross (WR/RS), Virginia |
| Sept. 15 | Aidan Birr (PK), Georgia Tech |
| Sept. 22 | Marshall Nichols (P), Georgia Tech |
| Sept. 29 | John Love (PK), Virginia Tech |
| Oct. 6 | Elijah Slibeck (P), Virginia |
| Oct. 13 | |
| Oct. 20 | |
| Oct. 27 | |
| Nov. 3 | |
| Nov. 10 | |
| Nov. 17 | |
| Nov. 24 | |
| Dec. 1 | |

Rookie

| | |
|----------|---|
| Sept. 2 | Jaron-Keawe Sagapolutele (QB), California |
| Sept. 8 | Aaron Philo (QB), Georgia Tech |
| Sept. 15 | Jaron-Keawe Sagapolutele (QB), California |
| Sept. 22 | Micahi Danzy (WR), Florida State |
| Sept. 29 | Nate Sheppard (RB), Duke |
| Oct. 6 | Mason Heintschel (QB), Pitt |
| Oct. 13 | |
| Oct. 20 | |
| Oct. 27 | |
| Nov. 3 | |
| Nov. 10 | |
| Nov. 17 | |
| Nov. 24 | |
| Dec. 1 | |

National Weekly Awards

Bear Bryant Awards Coach of the Week

September 2 Mike Norvell, Florida State
 September 23 Fran Brown, Syracuse
 September 30 Tony Elliott, Virginia

Bronko Nagurski Player of the Week (Defensive)

October 7 Jakobe Thomas (DB), Miami

Davey O'Brien Award National Quarterback of the Week

September 2 Tommy Castellanos (QB), Florida State

Dodd Trophy Coach of the Week

September 2 Mike Norvell, Florida State
 September 29 Tony Elliott, Virginia

The Earl Campbell Tyler Rose Award National Player of the Week

September 3 Haynes King (QB), Georgia Tech
 September 30 Chandler Morris (QB), Virginia

Lott IMPACT Trophy Player of the Week

September 3 Rueben Bain Jr. (DE), Miami
 September 17 Omar Daniels (DB), Georgia Tech

Lou Groza Award Stars of the Week (Placekickers)

September 16 Aidan Birr, Georgia Tech
 September 30 Aidan Birr, Georgia Tech
 John Love, Virginia Tech

Manning Award Quarterback of the Week

September 17 Haynes King (QB), Georgia Tech

Maxwell Award Player of the Week

September 3 Haynes King (QB), Georgia Tech

Outland Trophy Player of the Week (Interior Lineman)

September 3 Luke Petitbon (C), Florida State

Panini Senior Bowl Player of the Week

September 15 Haynes King (QB), Georgia Tech (Offensive)
 October 6 Carson Beck (QB), Miami (Offensive)

Paycom Jim Thorpe Award Player of the Week (Defensive Back)

September 30 Ja'son Prevard (DB), Virginia

Pro Football Focus (PFF) Player of the Week

September 22 Rueben Bain Jr. (DL), Miami (Defensive)

Shaun Alexander Freshman of the Week

September 3 Jaron-Keawe Sagapolutele (QB), California
 September 23 Demetres Samuel Jr. (CB), Syracuse
 October 7 Mason Heintschel (QB), Pitt

Shrine Bowl Players of the Week

September 22 Rueben Bain Jr. (DL), Miami (Defensive)
 Akheem Mesidor (DL), Miami (Defensive)
 September 29 Chris Bell (WR), Louisville (Offensive)

Pop-Tarts Crazy Good Team of the Week

September 3 Florida State
 September 15 Georgia Tech
 September 29 Virginia

Cheez-It Crunch Time Play of the Week

September 3 CJ Daniels (WR), Miami

Honorable Mention / Honor Rolls

Associated Press Player of the Week (Honorable Mention)

September 2 Tommy Castellanos (QB), Florida State
 September 15 Carson Beck (QB), Miami (Runner-Up)

Davey O'Brien "Great 8" Quarterbacks

September 2 Tommy Castellanos, Florida State
 Carson Beck, Miami
 September 15 Haynes King, Georgia Tech
 September 22 Chandler Morris, Virginia
 September 29 Haynes King, Georgia Tech
 Miller Moss, Louisville
 Ben Gulbranson, Stanford
 Chandler Morris, Virginia
 October 6 Carson Beck, Miami

Earl Campbell Tyler Rose Award - Honorable Mention

September 9 Bryant Wesco, Jr. (WR), Clemson
 September 16 Haynes King (QB), Georgia Tech
 Darrell Gill Jr. (WR), Syracuse
 September 23 Chandler Morris (QB), Virginia
 Kyron Drones (QB), Virginia Tech
 September 30 Haynes King (QB), Georgia Tech
 October 7 Cade Klubnik (QB), Clemson
 Kevin Jennings (QB), SMU

John Mackey Award (Tight Ends) - Honorable Mention

September 9 Jeremiah Franklin, Boston College
 September 16 Sam Roush, Stanford

Manning Award Stars of the Week (Quarterback)

September 2 Tommy Castellanos, Florida State
 Haynes King, Georgia Tech
 September 8 Steve Angeli, Syracuse
 September 15 Carson Beck, Miami
 Haynes King, Georgia Tech
 September 22 Chandler Morris, Virginia
 October 6 Carson Beck, Miami

Paul Hornung Award Honor Roll (All-Purpose Player)

September 3 Cam Ross (WR/RS), Virginia
 September 9 Adam Randall (RB/RS), Clemson
 September 23 Caullin Lacy (WR/RS), Louisville

Paycom Jim Thorpe Award Honorable Mention (Defensive Back)

September 30 Hezekiah Masses (CB), California

Ray Guy Award - Ray's 8 (Punters)

September 2 Wade McSparron, SMU
 September 8 Jack Stonehouse, Syracuse
 September 15 Dylan Joyce, Miami
 September 22 Marshall Nichols, Georgia Tech
 September 29 Marshall Nichols, Georgia Tech
 Cade Noonkester, NC State
 Jack Stonehouse, Syracuse

ACC IN THE RANKINGS - TOP 25 POLLS



AP/COACHES/CFP

| | BC | CAL | CU | DU | FSU | GT | LOU | MIA | UNC | NCSU | PITT | SMU | STAN | SU | UVA | VT | WF |
|-----------|-----|-------|---------|---------|---------|---------|---------|---------|-----|---------|---------|---------|------|-------|---------|-----|-----|
| Preseason | -/- | -/- | 4/6/- | RV/RV/- | RV/RV/- | RV/RV/- | RV/RV/- | 10/10/- | -/- | -/- | RV/-/- | 16/16/- | -/- | -RV/- | -/- | -/- | -/- |
| Sept. 2 | -/- | -/- | 8/8/- | RV/RV/- | 14/19/- | RV/RV/- | RV/RV/- | 5/7/- | -/- | -/- | RV/-/- | 17/16/- | -/- | -/- | RV/-/- | -/- | -/- |
| Sept. 7 | -/- | -/- | 12/11/- | -/- | 10/12/- | RV/RV/- | RV/RV/- | 5/6/- | -/- | -RV/- | RV/RV/- | RV/RV/- | -/- | -/- | -/- | -/- | -/- |
| Sept. 14 | -/- | -RV/- | RV/RV/- | -/- | 7/9/- | 18/19/- | RV/RV/- | 4/6/- | -/- | RV/RV/- | -/- | RV/RV/- | -/- | -/- | -/- | -/- | -/- |
| Sept. 21 | -/- | -/- | -/- | -/- | 8/8/- | 16/17/- | RV/RV/- | 2/6/- | -/- | -/- | -/- | -/- | -/- | -RV/- | -/- | -/- | -/- |
| Sept. 28 | -/- | -/- | -/- | -RV/- | 18/19/- | 17/16/- | RV/RV/- | 3/3/- | -/- | -/- | -/- | -/- | -/- | -/- | 24/RV/- | -/- | -/- |
| Oct. 5 | -/- | -/- | -/- | -RV/- | 25/RV/- | 13/13/- | RV/RV/- | 2/3/- | -/- | -/- | -/- | -RV/- | -/- | -/- | 19/24/- | -/- | -/- |
| Oct. 12 | | | | | | | | | | | | | | | | | |
| Oct. 19 | | | | | | | | | | | | | | | | | |
| Oct. 26 | | | | | | | | | | | | | | | | | |
| Nov. 2 | | | | | | | | | | | | | | | | | |
| Nov. 9 | | | | | | | | | | | | | | | | | |
| Nov. 16 | | | | | | | | | | | | | | | | | |
| Nov. 23 | | | | | | | | | | | | | | | | | |
| Nov. 30 | | | | | | | | | | | | | | | | | |
| Dec. 7 | | | | | | | | | | | | | | | | | |
| Final | | | | | | | | | | | | | | | | | |

ASSOCIATED PRESS (AP) RANKINGS

| School | Pr | S2 | S7 | S14 | S21 | S28 | O5 | O12 | O19 | O26 | N2 | N9 | N16 | N23 | N30 | D7 | F |
|----------------|----|----|----|-----|-----|-----|----|-----|-----|-----|----|----|-----|-----|-----|----|---|
| Ohio State | 3 | 1 | 1 | 1 | 1 | 1 | 1 | | | | | | | | | | |
| Miami | 10 | 5 | 5 | 4 | 2 | 3 | 2 | | | | | | | | | | |
| Oregon | 7 | 6 | 4 | 6 | 6 | 2 | 3 | | | | | | | | | | |
| Ole Miss | 21 | 20 | 17 | 13 | 13 | 4 | 4 | | | | | | | | | | |
| Texas A&M | 19 | 19 | 16 | 10 | 9 | 6 | 5 | | | | | | | | | | |
| Oklahoma | 18 | 18 | 13 | 11 | 7 | 5 | 6 | | | | | | | | | | |
| Indiana | 20 | 23 | 22 | 19 | 11 | 8 | 7 | | | | | | | | | | |
| Alabama | 8 | 21 | 19 | 14 | 17 | 10 | 8 | | | | | | | | | | |
| Texas Tech | 23 | 24 | 21 | 17 | 12 | 11 | 9 | | | | | | | | | | |
| Georgia | 5 | 4 | 6 | 5 | 5 | 12 | 10 | | | | | | | | | | |
| LSU | 9 | 3 | 3 | 3 | 4 | 13 | 11 | | | | | | | | | | |
| Tennessee | 24 | 22 | 15 | 15 | 15 | 15 | 12 | | | | | | | | | | |
| Georgia Tech | - | - | - | 18 | 16 | 17 | 13 | | | | | | | | | | |
| Missouri | - | - | 25 | 23 | 20 | 19 | 14 | | | | | | | | | | |
| Michigan | 14 | 15 | 23 | 21 | 19 | 20 | 15 | | | | | | | | | | |
| Notre Dame | 6 | 9 | 8 | 24 | 22 | 21 | 16 | | | | | | | | | | |
| Illinois | 12 | 11 | 9 | 9 | 23 | 22 | 17 | | | | | | | | | | |
| BYU | - | - | - | - | 25 | 23 | 18 | | | | | | | | | | |
| Virginia | - | - | - | - | - | 24 | 19 | | | | | | | | | | |
| Vanderbilt | - | - | - | 20 | 18 | 16 | 20 | | | | | | | | | | |
| Arizona State | 11 | 12 | - | - | - | 25 | 21 | | | | | | | | | | |
| Iowa State | 22 | 16 | 14 | 12 | 14 | 14 | 22 | | | | | | | | | | |
| Memphis | - | - | - | - | - | - | 23 | | | | | | | | | | |
| South Florida | - | - | 18 | - | - | - | 24 | | | | | | | | | | |
| Florida State | - | 14 | 10 | 7 | 8 | 18 | 25 | | | | | | | | | | |
| Penn State | 2 | 2 | 2 | 2 | 3 | 7 | - | | | | | | | | | | |
| Texas | 1 | 7 | 7 | 8 | 10 | 9 | - | | | | | | | | | | |
| USC | - | - | - | 25 | 21 | - | - | | | | | | | | | | |
| TCU | - | - | - | - | 24 | - | - | | | | | | | | | | |
| Utah | - | 25 | 20 | 16 | - | - | - | | | | | | | | | | |
| Auburn | - | - | 24 | 22 | - | - | - | | | | | | | | | | |
| South Carolina | 13 | 10 | 11 | - | - | - | - | | | | | | | | | | |
| Clemson | 4 | 8 | 12 | - | - | - | - | | | | | | | | | | |
| Florida | 15 | 13 | - | - | - | - | - | | | | | | | | | | |
| SMU | 16 | 17 | - | - | - | - | - | | | | | | | | | | |
| Kansas State | 17 | - | - | - | - | - | - | | | | | | | | | | |
| Boise State | 25 | - | - | - | - | - | - | | | | | | | | | | |

ACC ASSOCIATED PRESS (AP) RANKING HISTORY

| School | Consecutive | | No.1 | Weeks Ranked |
|----------------|-------------|--------|------|--------------|
| | Polls | Top 10 | | |
| Boston College | - | 34 | 1 | 145 |
| California | - | 92 | 4 | 200 |
| Clemson | - | 220 | 25 | 516 |
| Duke | - | 57 | - | 180 |
| Florida State | 6 | 388 | 72 | 590 |
| Georgia Tech | 4 | 146 | - | 311 |
| Louisville | - | 42 | - | 161 |
| Miami | 24 | 326 | 68 | 542 |
| North Carolina | - | 80 | 1 | 280 |
| NC State | - | 12 | - | 191 |
| Pitt | - | 125 | 21 | 319 |
| SMU | - | 75 | 2 | 196 |
| Stanford | - | 97 | - | 303 |
| Syracuse | - | 69 | 7 | 213 |
| Virginia | 2 | 21 | 3 | 176 |
| Virginia Tech | - | 95 | - | 311 |
| Wake Forest | - | 2 | - | 69 |

ACC COLLEGE FOOTBALL PLAYOFF (CFP) RANKING HISTORY

| All-time CFP Rankings | Appearances | Highest Rank (Date) |
|-----------------------|-------------|-------------------------------|
| Boston College | 3 | 17 (Nov. 16, 2018) |
| California | - | - |
| Clemson | 60 | 1, eight times (Dec. 3, 2017) |
| Duke | 3 | 21 (Nov. 11, 2014) |
| Florida State | 30 | 2, two times (Nov. 4, 2014) |
| Georgia Tech | 6 | 11 (Dec. 2, 2014) |
| Louisville | 20 | 5 (Nov. 15, 2016) |
| Miami | 17 | 2 (Nov. 21, 2017) |
| North Carolina | 19 | 10, two times (Dec. 6, 2015) |
| NC State | 24 | 14 (Nov. 6, 2018) |
| Pitt | 10 | 12 (Dec. 5, 2021) |
| SMU | 9 | 8, (Dec. 3, 2024) |
| Stanford | 15 | 6 (Dec. 6, 2015) |
| Syracuse | 9 | 12 (Nov. 13, 2018) |
| Virginia | 3 | 23 (Dec. 3, 2019) |
| Virginia Tech | 10 | 13 (Oct. 31, 2017) |
| Wake Forest | 8 | 9 (Nov. 2, 2021) |



Saturday, October 11
Pitt (3-2, 1-1 ACC)
at #25 Florida State (3-2, 0-2 ACC)
Noon ET; ESPN
Pitt leads series, 6-5-0
Last Meeting: Florida State, 24-7 (2023)

Head Coaches

Pitt: Pat Narduzzi
 (75-58 in 11th season at Pitt; 75-58 in 11th season overall)
Florida State: Mike Norvell
 (36-29 at 6th season at FSU; 74-44 in 10th season overall)

Notes:

- This is just the fourth ACC meeting between the Seminoles and Panthers. The two teams last met in 2023.
- Pitt leads the all-time series 6-5 over Florida State.
- The win over Boston College snapped a two-game losing streak for Pitt, which moved to 1-1 in league play.
- Pitt made a quarterback change before its 48-7 win over Boston College. The Panthers turned to true freshman Mason Heintschel, who threw for four touchdowns and 323 yards in the win. Heintschel was named the ACC Rookie of the Week.
- Pitt's defense ranks second nationally and first in the ACC in rushing defense, holding its opponents to just 64.6 yards per game on the ground.
- The Seminoles look to snap a two-game skid with both losses coming on the road to teams currently ranked in the AP Top 25. The Seminoles dropped a double-overtime thriller to now-No. 19 Virginia, before dropping a one-score game at now-No. 2 Miami.
- FSU's offense ranks second nationally in rushing offense (295.4 ypg), third in total offense (560.8 ypg) and fifth in scoring offense (46.8 ppg).



Saturday, October 11
Stanford (2-3, 1-1 ACC)
at SMU (3-2, 1-0 ACC)
Noon ET; The CW
Series tied, 1-1-0
Last Meeting: SMU, 40-10 (2024)

Head Coaches

Stanford: Frank Reich
 (2-3 in 1st season at STAN; 2-3 in 1st collegiate season overall)
SMU: Rhett Lashlee
 (32-14 in 4th season at SMU; 32-14 in 4th season overall)

Notes:

- The Mustangs and Cardinals have only met twice on the gridiron, with SMU winning the 2024 meeting, 40-10, in Stanford. The only previous meeting came in the 1936 Rose Bowl, with Stanford winning 7-0.
- Stanford is coming off an open week following a 30-29 come-from-behind victory over San Jose State in Week 5.
- Stanford has a pair of defenders in the top 10 of the ACC in tackles per game. Matt Rose ranks sixth at 8.0 tackles per game, while Scotty Edwards ranks seventh with 7.8.
- Stanford's Bryce Farrell ranks third in the ACC in yards per reception at 19.22.
- The Mustangs began ACC play with a 31-18 win over Syracuse on Saturday, October 4.
- SMU ranks second nationally and leads the ACC with nine interceptions this season. Jaelyn Davis-Robinson and Ahmaad Moses each have intercepted multiple passes.
- SMU quarterback Kevin Jennings ranks third in the ACC with 287.0 total yards of offense per game. The second-year starter has thrown for at least 260 yards and a touchdown in every game this season.
- SMU's Isaiah Nwokobia ranks ninth in the ACC in total tackles per game at 7.4.



Saturday, October 11
Virginia Tech (2-4, 1-1 ACC)
at #13 Georgia Tech (5-0, 2-0 ACC)
3:30 p.m. ET; ACCN
Virginia Tech leads series, 12-8-0
Last Meeting: Virginia Tech, 21-6 (2024)

Head Coaches

Virginia Tech: Phillip Montgomery (Interim)
 (2-1 in 1st season as interim at VT; 45-54 in 9th season overall)
Georgia Tech: Brent Key
 (23-16 in 3rd full season at GT; 23-16 in 3rd full season overall)

Notes:

- Virginia Tech holds a 12-8 advantage over Georgia Tech in the all-time series, including the 2024 meeting in Blacksburg.
- The Hokies are 2-1 under the direction of interim head coach Phillip Montgomery, who took over ahead of the Hokies' September 20 game against Wofford. VT has gone 1-1 in conference play under Montgomery, knocking off NC State, 23-21, in Raleigh.
- The Hokies are looking to notch their first win over a top-15 opponent since September 3, 2021, over No. 10 North Carolina. A win over the Jackets would be the first road top-15 win for the Hokies since 2014 at No. 8 Ohio State.
- Georgia Tech is off to a 5-0 start for the first time since 2014.
- The Yellow Jackets currently boast a 2-0 record in ACC play, trailing only Virginia and Duke, who are each 3-0. It marks the Jackets' first 2-0 start in ACC play since 2017.
- Georgia Tech is one of two undefeated teams remaining in the ACC, joining No. 2 Miami.
- This will be the Jackets' first game as a top-15 team since September 19, 2015.
- Georgia Tech leads the ACC in red zone offense, scoring on 95.0% of their appearances inside the 20.



Saturday, October 11
NC State (4-2, 1-2 ACC)
at #16 Notre Dame (3-2)
3:30 p.m. ET; Peacock
Series tied, 1-1-0
Last Meeting: Notre Dame, 45-24 (2023)

Head Coaches

NC State: Dave Doeren
 (91-67 in 13th season at NCSU; 114-71 in 15th season overall)
Notre Dame: Marcus Freeman
 (36-12 in 4th full season at ND; 36-12 in 4th full season overall)

Notes:

- The all-time series between NC State and Notre Dame is tied 2-2, with the Irish winning the last two matchups.
- The teams have met once in South Bend, a 35-14 Notre Dame win in 2017.
- NC State enters the contest at 4-2 overall and 1-2 in the ACC and faces its final non-conference opponent in Notre Dame.
- Wolfpack RB Hollywood Smothers leads the ACC with four 100-yard rushing games and ranks second nationally with 693 rushing yards. He also averages 136.2 all-purpose yards per game, second in the ACC.
- After starting 0-2, Notre Dame has won three straight games and is ranked No. 16 in the AP Poll.
- This is Notre Dame's second of six games versus ACC opponents this season; they lost to Miami in Week 1 and still face BC, Pitt, Syracuse, and Stanford.
- The Wolfpack and Irish share several deeply rooted connections, most notably legendary head coach Lou Holtz, who spent 1972-75 at NC State and 1986-96 at Notre Dame.



Saturday, October 11
Wake Forest (3-2, 1-2 ACC)
at Oregon State (0-6, 0-0 Pac-12)
3:30 p.m. ET; The CW
First Meeting

Notes:

- Wake Forest and Oregon State will meet for the first time on Saturday in Corvallis, Oregon.
- First-year WF coach Jake Dickert is 1-2 versus Oregon State all-time, having coached against them over the last three years at Washington State.
- In the win over Virginia Tech last week, the Demon Deacons' defense limited the Hokies' offense to 263 yards, including only 111 passing yards.
- Demon Deacons' running back Demond Claiborne leads the ACC and ranks seventh nationally in rushing yards per carry at 7.45.
- OSU's game on Saturday versus Wake Forest is the first of four home games for the Beavers, the team's longest homestand since 1997.
- The Beavers are in search of their first win of the season, having dropped each of their last two game by less than four points.
- Oregon State transfer quarterback Maalik Murphy threw for 235 yards and a touchdown against Wake Forest last season while playing for Duke. He also rushed for a touchdown against the Demon Deacons.

Head Coaches

Wake Forest: Jake Dickert
 (3-2 in 1st season at WF; 26-22 in 5th season overall)
Oregon State: Trent Bray
 (5-12 in 2nd season at OSU; 5-13 in 2nd season overall)



Saturday, October 11
Clemson (3-2, 1-2 ACC)
at Boston College (1-4, 0-3 ACC)
7:30 p.m. ET; ACCN
Clemson leads series, 21-9-2
Last meeting: Clemson, 31-3 (2022)

Notes:

- Clemson leads the series 21-9-2 overall versus Boston College and enters the contest on Saturday on a 12-game winning streak over the Eagles.
- Boston College is looking to snap a four-game losing streak and secure its first ACC win of the season.
- The Eagles' KP Price recorded 10 total tackles last time out at Pitt, tying his career-high. Teammate Omar Thornton also finished with 10 total tackles versus the Panthers, two of his career-high of 12 tackles.
- Clemson has won 35 straight games against teams with losing records, the nation's third-longest active streak (Stats Perform).
- Clemson is attempting to score in its 300th consecutive game, a streak that dates to 2003. It would be the 13th streak of 300 or more consecutive games without being shut out in FBS history.
- The Tigers are coming off a road win at North Carolina last week in which the offense threw for a season-high 399 passing yards and five passing touchdowns.

Head Coaches

Clemson: Dabo Swinney
 (181-50 in 18th season at CU; 181-50 in 18th season overall)
Boston College: Bill O'Brien
 (8-10 in 2nd season at BC; 23-19 in 4th collegiate season overall)