



2025-26 GAME NOTES

CLEMSON WOMEN'S BASKETBALL

16 NCAA TOURNAMENT APPEARANCES • 4 SWEET SIXTEEN APPEARANCES • 1 ELITE EIGHT APPEARANCE • 2 ACC TOURNAMENT CHAMPIONSHIPS • 42 ALL-AMERICA HONORS

GAME 1

Clemson Tigers (0-0) VS. USC Upstate Spartans (0-0)

November 3, 2025 • Littlejohn Coliseum (9,000) • Clemson, S.C.

2025-26 SCHEDULE/RESULTS

Day	Date	Time	Opponent	Watch/Score
Mon.	Nov. 3	11 a.m.	USC Upstate	ACCNX
Thu.	Nov. 6	7 p.m.	at Mercer	TBA
Tue.	Nov. 11	6 p.m.	at South Carolina	ESPN2
Thu.	Nov. 13	7 p.m.	American	ACCNX
Sun.	Nov. 16	3 p.m.	Louisville*	ESPN2
Sun.	Nov. 23	TBA	at Furman	TBA
Tue.	Nov. 25	7 p.m.	UL-Monroe	ACCN
Fri.	Nov. 28	4 p.m.	vs. Western Carolina ¹	TBA
Sun.	Nov. 30	TBA	vs. Temple/Michigan State ¹	TBA
Thu.	Dec. 4	7 p.m.	at Alabama ²	ESPNU
Sun.	Dec. 7	2 p.m.	Appalachian State	ACCNX
Sun.	Dec. 14	2 p.m.	Pittsburgh*	ACCNX
Wed.	Dec. 17	11 a.m.	at Charleston Southern	ESPN+
Sun.	Dec. 21	2 p.m.	North Florida	ACCNX
Sun.	Dec. 28	3 p.m.	at Chicago State	TBA
Thu.	Jan. 1	7 p.m.	at Virginia*	ACCNX
Sun.	Jan. 4	2 p.m.	at Miami*	ACCNX
Thu.	Jan. 8	8 p.m.	NC State*	ACCN
Sun.	Jan. 11	4 p.m.	at Georgia Tech*	ACCN
Sun.	Jan. 18	12 p.m.	Wake Forest*	ACCN
Thu.	Jan. 22	6 p.m.	at Virginia Tech*	ACCNX
Sun.	Jan. 25	3 p.m.	at Notre Dame*	ACCNX
Thu.	Jan. 29	7 p.m.	SMU*	ACCNX
Sun.	Feb. 1	6 p.m.	Florida State*	ACCN
Thu.	Feb. 5	6 p.m.	at North Carolina*	ACCN
Sun.	Feb. 8	2 p.m.	Boston College*	ACCNX
Thu.	Feb. 12	8 p.m.	Georgia Tech*	ACCN
Sun.	Feb. 15	2 p.m.	at Syracuse*	ACCNX
Sun.	Feb. 22	2 p.m.	Duke*	ESPN/ESPN2
Thu.	Feb. 26	10 p.m.	at Cal*	ACCNX
Sun.	Mar. 1	2 p.m.	at Stanford*	CW
Mar. 4-8	TBA		2026 Ally ACC Women's Tournament	

NOTES: **Bold** denotes home game • All times Eastern • * - ACC regular season game • ¹ - Baha Mar Hoops Championship, Bahamas • ² - ACC/SEC Challenge •

MEDIA RELATIONS CONTACT:

Andrew Gapinski, Assoc. Dir. Ath. Comm.
agapins@clemson.edu • (904) 866-3940

Secondary Contact:

Cate Darling, Ath. Comm. Student Assistant.
cated@g.clemson.edu • (980) 259-2199

THE MATCHUP

CLEMSON

Head Coach: Shawn Poppie
Alma Mater: Limestone, '07
Career Record: 62-35 (4th Season)
at Clemson: 14-17 (2nd Season)

USC UPSTATE

Head Coach: Jason Williams
Alma Mater: Greensboro, '04
Career Record: 207-148 (13th Season)
at USC Upstate: 36-57 (4th Season)

GAMEDAY INFORMATION

TV Network: ACCNX
Pete Yanity (PxP), Jim Davis (Color)
Audio: Clemson Tigers App
William Qualkinbush (PxP), Faxon Childress (Color)

Live Stats: ClemsonTigers.com
Series: Clemson leads, 2-0
Social Updates: @ClemsonWBB
Tickets: ClemsonTigers.com/tickets/

THE GIST

Tigers Open Against USC Upstate On Education Day

- Clemson begins its 51st season of women's college basketball when it hosts USC Upstate for Education Day on Monday, Nov. 3 in Littlejohn Coliseum.
- Head Coach Shawn Poppie enters his second season at the helm. The Tigers took major steps forward in year one and are making noise nationally on the court and on the recruiting trail.
- Education Day by the #: 36 Schools, 9 Counties, 4.5k expected students.

SEASON OPENERS

- Clemson holds an all-time record of 37-13 in season openers.
- The Tigers are winners of 11 straight lid lifters, dating back to the 2014-15 season.
- As a Head Coach, Shawn Poppie is undefeated (3-0) in season openers.

CLEMSON-USC UPSTATE SERIES

- Clemson holds a 2-0 advantage in the series with USC Upstate.
- The pairings between the Tigers and Spartans spans back to the 2009-10 season.
- In the last clash, Clemson topped USC Upstate, 64-47. (Nov. 10, 2021).

CLEMSON NOTES

- Clemson won six ACC games in a season for the 4th time in the past 21 seasons and 14 games in a season for the 5th time since 2004.

- Clemson won two or more games over ranked teams for the first time since 2022-23 and the third time since 2004 when they defeated No. 19 Georgia Tech and No. 20 Cal.
- Clemson is one of four schools to have won an ACC tournament game in six out of the past seven seasons.
- The Tigers set a program record for most three-point field goals made (228) in a season and three-pointers made per game (7.3).
- The Tigers made a program-record 15 three-pointers against NC State hit ten or more three-pointers six times.
- Clemson finished with a 1.08 assist to turnover ratio, its best mark in school history.
- Clemson finished with more assists than turnovers for just the fifth time in school history and the first time since 1991-92.
- Hannah Kohn hit 79 three-pointers in her first season in Clemson, one short of the program single-season mark (80) set by Kendall Spray in 2019-20.

QUICK STORYLINES

- Clemson returns three major contributors from Poppie's first season: G Mia Moore (10.8 ppg), G Hannah Kohn (9.2 ppg, 79 3FG), and G/F Raven Thompson (6.0 ppg).
- Those three players accounted for 60% of Clemson's school record 228 three-pointers.
- The Tigers added three freshmen and six players from the transfer portal, including two with ACC experience (Hinds, Augustaite).
- Clemson increased its attendance by 91% from 2023-24 to 2024-25, 1st in the ACC and 9th nationally.

CLEMSON PROBABLE STARTERS

Clemson Tigers	Ht.	Yr.	Hometown	PPG	RPG	APG	SPG	BPG
----------------	-----	-----	----------	-----	-----	-----	-----	-----

QUICK FACTS

TEAM FACTS

ROSTER INFORMATION

Letterwinners Returning/Lost: 4/9
Starters Returning/Lost: 2/3
Newcomers: 9

GENERAL INFORMATION

THE BASICS

School: Clemson University
Location: Clemson, S.C.
Founded: 1889
Undergraduate Enrollment: 23,401
President: Dr. James Clements
Athletic Director: Graham Neff
Faculty Representative: Dr. Antonis Katsiyanis
W. Basketball Administrator: Tori Niemann
Nickname: Tigers
Colors: Clemson Orange and Regalia
Conference: Atlantic Coast Conference

COURT FACTS

Arena: Littlejohn Coliseum
Capacity: 9,000
Attendance Record: 9,000 | Jan. 9, 1980 vs. Duke

2024-25 RESULTS

OVERALL RECORD	14-17
ACC RECORD	6-12
NON-CONFERENCE	7-4
HOME	9-7
AWAY	2-7
NEUTRAL	3-3

REGULAR SEASON

DATE	DAY	TV	(RK.) OPPONENT	RESULT/TIME (ET)
11/4	Mon.	ACCNX	Jackson State	W 78-44
11/7	Thurs.	ACCNX	NC Central	W 91-33
11/11	Mon.	ACCNX	Presbyterian	W 81-33
11/20	Wed.	ESPN2	#1 South Carolina	L 45-77
11/25	Mon.	Flo	vs. UAB^	W 90-52
11/26	Tue.	Flo	vs. #23 Alabama^	L 39-73
12/1	Sun.	ACCNX	Kennesaw St.	W 67-48
12/5	Thurs.	ACCN	Florida#	L 64-77
12/8	Sun.	ACCNX	Radford	W 74-48
12/15	Sun.	ACCN	at Wake Forest*	W 65-59
12/19	Thu.	BallerTV	vs. Georgia &	L 68-75
12/20	Fri.	BallerTV	vs. Hawaii &	W 72-58
12/29	Sun.	ACCN	at #22 NC State*	L 79-83
1/2	Thu.	ACCNX	#20 California*	W 69-58
1/5	Sun.	CW	Stanford*	W (OT) 65-61
1/9	Thu.	ACCNX	Virginia*	L 60-67
1/12	Sun.	CW	#3 Notre Dame*	L 58-67
1/16	Thu.	ACCNX	at (RV) Florida State*	L 67-82
1/19	Sun.	ACCNX	at #17 Georgia Tech*	L 65-89
1/23	Thu.	ACCNX	Miami*	W 64-61
1/26	Sun.	ACCNX	Syracuse*	L 55-67
2/2	Sun.	ACCNX	at Boston College*	L 65-94
2/6	Thu.	ACCNX	at #10 Duke*	L 74-55
2/9	Sun.	ACCNX	#13 North Carolina*	L 51-53
2/13	Thu.	ACCNX	#19 Georgia Tech*	W 68-61
2/16	Sun.	ACCN	at SMU*	W 72-46
2/23	Sun.	ACCNX	at Pittsburgh*	L 59-72
2/27	Thu.	ACCN	at #25 Louisville*	L 52-78
3/2	Sun.	ACCN	Virginia Tech*	L 76-78

ACC TOURNAMENT (GREENSBORO, NC)

DATE	DAY	TV	(RK.) OPPONENT	RESULT/TIME (ET)
3/5	Wed.	ACCN	vs. Stanford	W 63-46
3/6	Thu.	ACCN	vs. Louisville	L (OT) 69-70

* - ACC game; **Bold** - Home game; # - SEC/ACC Challenge; ^ - Emerald Coast Classic; & - Coast to Coast Classic - San Diego, CA

2025-26 ROSTER INFORMATION

NUMERICAL

#	Name	Yr.	Ht.	Pos.	Hometown (Prev. School)	Major
0	Holland Harris	Fr.	6-1	G/F	Orlando, Fla.	Communication
1	Amaia Jackson	Fr.	5-8	G	Rochester, N.Y.	Undecided
2	Ja'Kerra Butler	Fr.	6-1	G/F	Lawrenceville, Ga.	Early Childhood Ed.
5	Hannah Kohn	Jr.	5-9	G	Oviedo, Fla. (Chattanooga)	Psychology
10	Taylor Johnson-Matthews	Sr.	5-9	G	Cleveland, Ohio (DePaul)	Sociology
11	Rusne Augustinaite	Jr.	6-0	G/F	Šiauliai, Lithuania (Georgia Tech)	Communication
12	Mia Moore	Sr.	5-6	G	Alpharetta, Ga. (UAB)	Human Resource Dev
14	Rachael Rose	Sr.	5-7	G	Scranton, Pa. (Wofford)	Health Science
20	Morgan Miller	So.	6-2	F	Andover, Minn.	Elementary Education
21	Hadley Periman	Sr.	6-2	G/F	Tuttle, Okla. (Tulsa)	Communication
25	Demeara Hinds	Gr.	6-3	F	Douglasville, Ga. (Wake Forest)	Athletic Leadership
31	Morgan Lee	Sr.	6-5	C	Kent, Conn. (Marist)	Political Science
32	Raven Thompson	Sr.	5-10	F	Atlanta, Ga. (Chattanooga)	PRTM

STAFF

Head Coach: Shawn Poppie (Limestone, '07)
Associate Head Coach: Chris Ayers (Florida A&M, '08)
Assistant Coach: Sydni Means (Mercer, '18)
Assistant Coach: Katelyn Grisillo (USC-Aiken, '16)
Dir. of Recruiting/Assistant: Jon Goldberg (Emerson, '14)
Dir. of Personnel/Assistant: Jayda Worthy (Radford, '18)
Director of Operations: Courtenay Etheredge (Francis Marion, '06, Florida, '18)
Director of Relations: Jasmine Joyner (Chattanooga, '17)
Special Assistant to the Head Coach: Corey Fox (Limestone, '01)
Athletic Trainer: Eric Roux (High Point '13, UConn, '15)
Strength and Conditioning Coach: Aaron Collazo (Missouri Baptist, '17, Sam Houston, '20)

PRONUNCIATIONS

Amaia	uh-MY-uh
Kohn	CONE
Demeara	duh-MEER-uh
Rusne	ROOS-neh
Augustinaite	ah-GOOS-tih-nay-tuh

ROSTER BREAKDOWN

BY STATE

CONNECTICUT: 1

Morgan Lee

FLORIDA: 2

Holland Harris
Hannah Kohn

GEORGIA: 4

Ja'Kerra Butler
Demeara Hinds
Mia Moore
Raven Thompson

MINNESOTA: 1

Morgan Miller

NEW YORK: 1

Amaia Jackson

OHIO: 1

Taylor Johnson-Matthews

OKLAHOMA: 1

Hadley Periman

PENNSYLVANIA: 1

Rachael Rose

INTERNATIONAL: 1

Rusne Augustinaite

BY CLASS

GRADS: 1

Demeara Hinds

SENIORS: 5

Taylor Johnson-Matthews
Morgan Lee
Mia Moore
Hadley Periman
Rachael Rose
Raven Thompson

JUNIORS: 2

Rusne Augustinaite
Hannah Kohn

SOPHOMORES: 1

Morgan Miller

FRESHMEN: 3

Ja'Kerra Butler
Holland Harris
Amaia Jackson

KEY TRANSFERS

#	Name	PREV.	NOTES
10	Taylor Johnson-Matthews	DePaul	14.5 ppg and 3.2 rpg; Double-figures 24 times & 20+ eight times.
11	Rusne Augustinaite	GA Tech	Appeared in 59 games, scoring 493 points at Georgia Tech in two seasons
14	Rachael Rose	Wofford	Back-to-back Southern Conference Player of the Year honors at Wofford
21	Hadley Periman	Tulsa	Ranked 5th in blocks (137) and 7th for career rebounds (644)
25	Demeara Hinds	Wake Forest	9.3 ppg; Played in 107 games (61 starts) in four seasons at Wake Forest
31	Morgan Lee	Marist	12.6 ppg, 7.7 rpg, 2.4 bpg; 2nd Team All-MAAC

SHAWN POPPIE'S PROGRAM PRINCIPLES

Family

When you put on the Paw, you join a family where people care, support, and share life together. We welcome players, coaches, and their loved ones into an environment where everyone belongs and grows as one.

Energy

We bring energy every day by being on the court, showing moves, leading conversations, and modeling the effort we expect. Our staff doesn't just talk about it—we live it, and that passion fuels our program.

Development

We develop players with an intentional plan that focuses on each individual while building the team as a whole. We stay hands-on and relational, making sure every young woman has the tools to become her best self.

USC UPSTATE ALL-TIME SERIES

Overall	Clemson leads, 2-0
Home	Clemson leads, 2-0
Away	-
Neutral Site	-
Shawn Poppie vs Opp.	First Meeting
First Meeting	W, 78-65 (Dec. 15, 2009)
Last Meeting	W, 64-47 (Nov. 10, 2021)
Current Streak	Clemson, W2

ALL-TIME RESULTS

12/15/09 (H)	W, 78-65
11/10/21 (H)	W, 64-47

MILESTONE TRACKER

Several players on the Tigers roster are within reach of personal, career & program milestones.

Rachael Rose

1,675 pts (325 from 2,000)
606 rbs (144 from 750)
427 ast (73 from 500)
184 stl (116 from 300)

Raven Thompson

1,133 pts (367 from 1,500)
551 rbs (199 from 750)

Mia Moore

800 pts (200 from 1,000)
441 rbs (59 from 500)
144 ast (356 from 500)
93 stl (207 from 300)

Morgan Lee

599 pts (401 from 1,000)
383 rbs (117 from 500)
114 blk (186 from 300)

Taylor Johnson-Matthews

578 pts (422 from 1,000)

Hannah Kohn

536 pts (464 from 1,000)

Demeara Hinds

562 pts (438 from 1,000)
553 rbs (197 from 750)

TIGER CAREER TOTALS

Includes XXX Game (Nov. X)

Double-Digit Scoring Games

Name	2025-26	Total
Rusne Augustinaite	-	23*
Demeara Hinds	-	19*
Taylor Johnson-Matthews	-	26*
Hannah Kohn	-	23*
Morgan Lee	-	20*
Mia Moore	-	43*
Hadley Periman	-	15*
Rachael Rose	-	84*
Raven Thompson	-	57*

20+ Point Games (does not include 30+)

Name	2025-26	Total
Rusne Augustinaite	-	1*
Taylor Johnson-Matthews	-	8*
Morgan Lee	-	5*
Mia Moore	-	11*
Hadley Periman	-	1*
Rachael Rose	-	36*
Raven Thompson	-	13*

30+ Point Games

Name	2025-26	Total
Rusne Augustinaite	-	1*
Rachael Rose	-	4*

10+ Rebound Games

Name	2025-26	Total
Demeara Hinds	-	15*
Taylor Johnson-Matthews	-	1*
Morgan Lee	-	11*
Mia Moore	-	15*
Hadley Periman	-	17*
Rachael Rose	-	16*
Raven Thompson	-	11*

Double-Double

Name	2025-26	Total
Demeara Hinds	-	4*
Taylor Johnson-Matthews	-	1*
Morgan Lee	-	6*
Mia Moore	-	13*
Hadley Periman	-	8*
Rachael Rose	-	16*
Raven Thompson	-	10*

Triple-Double

Name	2025-26	Total
Rachael Rose	-	1*

5+ Assist Games

Name	2025-26	Total
Rusne Augustinaite	-	1*
Demeara Hinds	-	1*
Taylor Johnson-Matthews	-	1*
Mia Moore	-	3*
Hadley Periman	-	7*
Rachael Rose	-	47*
Raven Thompson	-	2*

3+ Block Games

Name	2025-26	Total
Demeara Hinds	-	8*
Taylor Johnson-Matthews	-	1*
Morgan Lee	-	23*
Hadley Periman	-	20*

3+ Steal Games

Name	2025-26	Total
Demeara Hinds	-	8*
Taylor Johnson-Matthews	-	3*
Morgan Lee	-	1*
Mia Moore	-	15*
Hadley Periman	-	5*
Rachael Rose	-	30*
Raven Thompson	-	9*

Starts

Name	2025-26	Total	Consec.
Rusne Augustinaite	-	17*	-
Demeara Hinds	-	61*	29*
Hannah Kohn	-	12	-
Morgan Lee	-	56*	1*
Mia Moore	-	56	2
Hadley Periman	-	72*	28*
Rachael Rose	-	97*	-
Raven Thompson	-	71*	-
Taylor Johnson-Matthews	-	28*	24*

*includes games from previous school

AP TOP-25

AP Top 25

RK	TEAM	REC	PTS	TREND
1	UConn (27)	0-0	771	-
2	South Carolina (4)	0-0	740	-
3	UCLA	0-0	705	-
4	Texas	0-0	672	-
5	LSU	0-0	647	-
6	Oklahoma	0-0	593	-
7	Duke	0-0	578	-
8	Tennessee	0-0	559	-
9	NC State	0-0	510	-
10	Maryland	0-0	461	-
11	North Carolina	0-0	440	-
12	Ole Miss	0-0	382	-
13	Michigan	0-0	375	-
14	Iowa State	0-0	363	-
15	Notre Dame	0-0	289	-
16	Baylor	0-0	280	-
17	TCU	0-0	263	-
18	USC	0-0	235	-
19	Vanderbilt	0-0	229	-
20	Louisville	0-0	228	-
21	Iowa	0-0	130	-
22	Oklahoma State	0-0	128	-
23	Michigan State	0-0	103	-
24	Richmond	0-0	93	-
24	Kentucky	0-0	93	-

Others receiving votes: Washington 79, Ohio State 46, West Virginia 17, Princeton 17, Kansas State 15, Minnesota 15, Kansas 7, South Dakota State 3, Stanford 3, Illinois 2, Columbia 2, Nebraska 2

USA TODAY/WBCA COACHES POLL

Coaches Poll

RK	TEAM	REC	PTS	TREND
1	UConn (28)	0-0	772	-
2	South Carolina (3)	0-0	741	-
3	Texas	0-0	688	-
4	UCLA	0-0	686	-
5	LSU	0-0	628	-
6	Duke	0-0	594	-
7	Oklahoma	0-0	559	-
8	NC State	0-0	516	-
9	Tennessee	0-0	509	-
10	Maryland	0-0	487	-
11	North Carolina	0-0	431	-
12	TCU	0-0	390	-
13	Notre Dame	0-0	351	-
14	Ole Miss	0-0	346	-
15	Michigan	0-0	322	-
16	USC	0-0	291	-
17	Iowa State	0-0	285	-
18	Baylor	0-0	282	-
19	Louisville	0-0	198	-
20	Kentucky	0-0	164	-
21	Vanderbilt	0-0	148	-
22	Oklahoma State	0-0	113	-
23	Iowa	0-0	91	-
24	Ohio State	0-0	82	-
25	Kansas State	0-0	76	-

Others receiving votes: West Virginia 72, Richmond 67, Michigan State 64, Alabama 40, South Dakota State 19, Florida State 15, Princeton 9, Creighton 9, Washington 8, Indiana 7, James Madison 4, Stanford 4.

NOTES TO NOSH ON

Clemson's Barbara Kennedy-Dixon Named To 2026 Women's Basketball Hall Of Fame Class

Barbara Kennedy-Dixon has been named to [The Women's Basketball Hall of Fame \(WBHOF\) Class of 2026](#), as a posthumous veteran honoree.

- Leads Clemson & ACC in Career Points (3,113) and scoring average (24.5).
- One of just eight players with at least 3,000 points and 1,000 rebounds since the NCAA started sponsoring women's sports in 1981-82 (Barbara's senior year); The other six players with 3,000 points and 1,000 rebounds include: Brittney Griner, Patricia Hoskins, Lorri Bauman, Elena Delle Donne, Maya Moore, Chamique Holdsclaw and Cheryl Miller.
- Two-time First-Team All-American (1981, 1982), Three-time First-Team All-ACC (1980, 1981, 1982), Second-Team All-ACC (1979), Two-time ACC Tournament MVP (1981, 1982), All-ACC Rookie Team (1979) at Clemson (1978-82).
- Jersey Number 42 retired by Clemson.

Rachael Rose Named To Nancy Lieberman PGOTY Preseason Watch List

Senior guard Rachael Rose is 1-of-20 players (1-of-6 in the ACC) named to the 2026 Nancy Lieberman Point Guard of the Year Preseason watch list, announced by Hoophall & the WBCA. Rose did not earn a spot on the Preseason All-ACC Team.

The Nancy Lieberman Award recognizes the top point guard in women's NCAA Division I college basketball. To be considered for this prestigious award, candidates must exhibit the floor leadership, playmaking, and ball-handling skills of Class of 1996 Hall-of-Famer Nancy Lieberman.

Record Attendance Increase

In the first year of the Shawn Poppie Era, Clemson women's basketball experienced a 91% Year-over-year home attendance growth, 9th nationally and 1st in the ACC.

The Tigers finished the 2024-25 season with the highest home attendance (36,408 fans) in program history since the 2001-02 season.

Tigers Turning Heads

Last season the Tigers upset No. 19 Georgia Tech (W, 68-61, Feb. 13) and No. 20 Cal (W, 69-58, Jan. 2) in head coach Shawn Poppie's first season (2024-25) at Clemson, which marked the first time since 2022-23 and the third time since 2004 that Clemson defeated two or more ranked opponents in a season.

Raining 3's

The 2024-25 squad set a new single-season program record with 228 3PTM last season.

The squad's 3PT average of 7.4 ranked 5th in the AAC last season.

Hannah Kohn hit 79 three-pointers in her first season in Clemson, one short of the program single-season mark (80) set by Kendall Spray in 2019-20.

Offseason Staff Additions

Corey Fox (Special Assistant to the Head Coach) & Cayla King (Graduate Assistant) joined Shawn Poppie & Co. in the offseason.

Fox was most recently at Limestone, where he had served as the Head Women's Basketball Coach since 2004, and previously from 2001 to 2003 in the Men's Basketball staff. During his time with the Saints, he accumulated a 386-244 record, rebuilding the women's program and setting a school record of 34 wins in a season during 2014-15. He led the team to the program's first Sweet 16 in 2013, to the Elite Eight in 2014, and the Final Four in 2015. He coached nine consecutive winning seasons from 2009 to 2018 and led the Saints to seven consecutive conference championships from 2012 to 2018.

King comes to Clemson with two seasons of professional basketball experience in Slovenia and Australia. King played five seasons at Virginia Tech, connecting her with Poppie. King was a four-year starter for the Hokies, where she saw four NCAA Tournament Runs and was a starter in the 2023 Final Four. She owns the program record for 3FG in a game with nine, and ranks second in career games played (154).

RECORDS

PROGRAM RECORD WATCH

CLEMSON RECORD WHEN ...

CLEMSON POINTS SCORED

Scoring 39 points or less	0-0
Scoring 40-49 points	0-0
Scoring 50-59 points	0-0
Scoring 60-69 points	0-0
Scoring 70-79 points	0-0
Scoring 80-89 points	0-0
Scoring 90 points or more	0-0

OPPONENT POINTS SCORED

Scoring 39 points or less	0-0
Scoring 40-49 points	0-0
Scoring 50-59 points	0-0
Scoring 60-69 points	0-0
Scoring 70-79 points	0-0
Scoring 80-89 points	0-0
Scoring 90 points or more	0-0

SHOOTING PCT.

Shooting 40% or better (FG)	0-0
Shooting less than 40% (FG)	0-0
Shooting 35% or better (3FG)	0-0
Shooting less than 35% (3FG)	0-0
Shooting 70% or better (FT)	0-0
Shooting less than 70% (FT)	0-0

OPPONENT SHOOTING PCT.

Shooting 40% or better (FG)	0-0
Shooting less than 40% (FG)	0-0
Shooting 35% or better (3FG)	0-0
Shooting less than 35% (3FG)	0-0
Shooting 70% or better (FT)	0-0
Shooting less than 70% (FT)	0-0

TURNOVERS

Commit more turnovers	0-0
Opponent commits more turnovers	0-0
Tied	0-0

3-POINT FIELD GOAL ATTEMPTS

Attempt more 3-point field goals	0-0
Opponent attempts more 3-point field goals	0-0
Tied	0-0

POINTS IN THE PAINT

Scoring More	0-0
Opponent Scores more	0-0
Tied	0-0

FREE THROW ATTEMPTS

Attempt more free throws	0-0
Opponent attempt more free throws	0-0
Tied	0-0

POINTS OFF TURNOVERS

More points off turnovers	0-0
Opponent more points off turnovers	0-0
Tied	0-0

REBOUNDS

Out-rebound opponent	0-0
Opponent has more rebounds	0-0
Tied	0-0

SECOND CHANCE POINTS

More second chance points	0-0
Opponent more second chance points	0-0
Tied	0-0

STEALS/ASSISTS

At least 10 steals	0-0
At least 10 assists	0-0

FAST BREAK POINTS

More fast break points	0-0
Opponent more fast break points	0-0
Tied	0-0

FIELD GOAL ATTEMPTS

Attempt more field goals	0-0
Opponent attempts more field goals	0-0
Tied	0-0

TOP-SCORING QUARTERS (BEGINNING 2015-16)

THIS SEASON

1ST 2ND 3RD 4TH OPPONENT/SCORE DATE

ALL-TIME*

1ST 2ND 3RD 4TH OPPONENT/SCORE DATE

33 - - - Longwood (102-63) 11/19/23

-- 31 -- -- Columbia (78-82) 11/14/21

-- -- -- 30 Jacksonville St. (69-63) 12/21/16

-- -- -- 30 Miami (76-67) 1/10/19

-- -- -- 30 Florida State (79-82) 3/3/24

29 -- -- -- Boston College (91-58) 2/16/19

29 -- -- -- Syracuse (86-77) 1/24/21

29 -- -- -- Syracuse (82-83) 1/14/24

-- 29 -- -- Wake Forest (73-59) 1/28/24

-- -- 28 -- Mercer (90-66) 11/12/23

-- -- 28 -- Boston College (68-70) 2/9/20

-- 28 -- -- Wright State (75-51) 11/25/16

28 -- -- -- Rhode Island (80-67) 12/8/18

28 -- -- -- William & Mary (41-58) 12/5/15

-- 27 -- -- NC A&T (74-82) 12/20/19

-- 27 -- -- Furman (77-71) 11/6/19

-- -- -- 27 FSU (88-95) 1/21/20

- 26 - - Jackson State (78-44) 11/4/24

- 26 - - UAB (90-52) 11/25/24

- - 26 - Florida (64-77) 12/5/24

- - 26 - Georgia Tech (65-89) 1/19/25

25 - - - NC Central (91-33) 11/7/24

THE LAST TIME...

CLEMSON INDIVIDUAL

Scored 40+ points
 Scored 35+ points
 Scored 30+ points
 Scored 25+ points
 Scored 20+ points
 Consecutive 30-point games
 Had 20+ rebounds
 Had 15+ rebounds
 Had 15+ assists
 Had 10+ assists
 Made 15+ field goals
 Made 10+ field goals
 Made 10+ 3-point field goals
 Made 9 3-point field goals
 Made 8 3-point field goals
 Made 7 3-point field goals
 Made 6 3-point field goals
 Made 15+ free throws
 Made 10+ free throws
 Had 15+ blocked shots
 Had 10+ blocked shots
 Had 5+ blocked shots
 Recorded 9 steals
 Recorded 6 steals
 Recorded 5 steals
 Recorded a Double-Double
 Consecutive Double-Doubles

 Three straight double-doubles
 Triple-double

CLEMSON TEAM

Scored 100+ points
 Scored 90+ points
 Had 60+ rebounds
 Had 50+ rebounds
 Made 40+ field goals
 Made 35+ field goals
 Made 30+ field goals
 Made 15+ 3-point field goals
 Made 10+ 3-point field goals
 Made 30+ free throws
 Made 25+ free throws
 Made 20+ free throws
 Dished out 30+ assists
 Dished out 25+ assists
 Dished out 20+ assists
 Recorded 30+ steals
 Recorded 20+ steals
 Recorded 15+ steals
 10+ blocked shots
 Seven players scored in double-figures
 Six players scored in double-figures
 Five players scored in double-figures
 Four players scored in double figures

 Three players had 20+ points
 Two players had 25+ points
 Two players had 20+ points
 Two players had double-figure rebounds
 Three players had double-figure rebounds
 Two players had double-doubles
 Three players had double-doubles

* Program Record
 % Research still in progress

Delicia Washington (40) vs Georgia Tech (OT), Feb. 13, 2022
 Amari Robinson (37) at Syracuse, Jan. 14, 2022
 Amari Robinson (35) vs. Georgia St., Dec. 16, 2023
 Amari Robinson (29) vs. Tulsa, Nov. 25, 2023
 Mia Moore (24) vs. Virginia Tech, Mar. 2, 2025
 -----%
 Jackie Farmer (20) at Kansas St., Nov. 25, 1990
 Tessa Miller (15) at Wake Forest, Dec. 15, 2024
 Susan Fehling (15) vs. Wyoming, Dec. 17, 1984
 Loyal McQueen (10) at Wake Forest, Dec. 15, 2024
 Delicia Washington (16) vs Georgia Tech (OT), Feb. 13, 2022
 Ruby Whitehorn (12) vs. Boston College, Mar. 6, 2024
 -----%
 -----%
 Kendall Spray (8) at Notre Dame, Dec. 29, 2019
 Kendall Spray (7) vs. Syracuse, Jan. 24, 2021
 Hannah Kohn (6) at NC State, Dec. 29, 2024
 -----%
 Loyal McQueen (12) vs. Stanford (OT), Jan. 5, 2025
 -----%
 -----%
 Anya Poole (5) at SMU, Feb. 16, 2025
 Danielle Edwards (9) vs. SC State, Nov. 13, 2017
 Dayshanette Harris (6) at Virginia Tech, Jan. 21, 2024
 Addie Porter (5) at Pitt, Feb. 23, 2025
 Raven Thompson (17 pts, 11 rbs) vs. Miami, Jan. 23, 2025
 Delicia Washington (12 pts, 10 rbs) at LSU, Dec. 20, 2021 & (12 pts, 10 rbs) vs. Dayton, Dec. 21, 2021
 -----%
 Ito Umo (12 pts, 11 reb, 10 ast) vs. Wake Forest (Jan. 17, 1999)

102 vs. Longwood, Nov. 19, 2023
 90 vs. UAB, Nov. 11, 2024
 64 vs. Western Carolina, Nov. 30, 1994
 59 vs. Jackson St., Nov. 4, 2024
 40 vs. Longwood, Nov. 19, 2023
 36 vs. Florida St., Jan. 21, 2021
 34, vs. UAB, Nov. 25, 2024
 *15 vs. N.C. State, Dec. 29, 2024
 14 vs. Longwood, Nov. 19, 2023
 30 vs. Virginia, Jan. 2, 2003
 26 vs. Wake Forest, Jan. 28, 2024
 20 vs. Arkansas Pine-Bluff, Nov. 26, 2023
 33 vs. SC State, Dec. 29, 1994
 29 vs. Longwood, Nov. 19, 2023
 23 vs. Radford Dec. 8, 2024
 --
 22 vs. Maine, Nov. 9, 2007
 18 vs. Pitt, Feb. 23, 2025
 10 vs. Furman, Nov. 25, 2020
 -----%
 -----%
 -----%
 Hannah Kohn (14), Raven Thompson (12), Mia Moore (12) , & Loyal McQueen (12) vs. Louisville (ACC Tournament), Mar. 6, 2025
 -----%
 Dayshanette Harris (26), Ruby Whitehorn (26) vs. Boston College, Mar. 6, 2024
 Amari Robinson (24) & Dayshanette Harris (22) at Miami, Feb. 8, 2024
 Ruby Whitehorn (14) & Dayshanette Harris (13), at Florida St., Mar. 3, 2024
 Quinyotta Pettaway (10), Shaniqua Pauldo (11), Lindsey Mason (10), at Furman, Nov. 28, 2011
 Ruby Whitehorn (18 pts, 14 rbs) & Amari Robinson (12 pts, 13 rbs), at Florida St, Mar. 3, 2024
 -----%

NCAA TEAM RANKING SUMMARY

NCAA Statistics

Clemson - 2024-25 Women's Basketball Ranking Summary thru games 04/06/2025

Statistic	National Rank	Conference Rank	Value	National Leader	Value	Conference Leader	Value
Assist/Turnover Ratio (353 ranked)	58	6	1.08	UConn	1.96	Georgia Tech	1.48
Assists Per Game (353 ranked)	70	7	14.9	Oklahoma	21.7	Georgia Tech	17.5
Bench Points Per Game (353 ranked)	34	3	23.9	South Carolina	40.3	Duke	31.4
Blocks Per Game (353 ranked)	192	13	2.9	Kentucky	7.0	Florida St.	5.8
Field Goal Percentage (353 ranked)	93	10	43.0	UConn	50.9	Notre Dame	48.5
Field Goal Percentage Defense (353 ranked)	239	10	41.7	Middle Tenn.	32.6	North Carolina	36.1
Fouls Per Game (353 ranked)	160	12	16.4	Lafayette	11.9	NC State	12.1
Free Throw Attempts Per Game (353 ranked)	321	18	12.97	Jacksonville	25.39	Florida St.	19.33
Free Throw Percentage (353 ranked)	93	8	73.9	UC Santa Barbara	80.8	Florida St.	78.4
Free Throws Made Per Game (353 ranked)	301	18	9.58	Jacksonville	17.71	Florida St.	15.15
Rebound Margin (353 ranked)	160	10	1.3	Oklahoma	12.5	Notre Dame	8.0
Rebounds (Defensive) Per Game (353 ranked)	118	11	25.7	Oklahoma	33.1	Notre Dame	30.1
Rebounds (Offensive) Per Game (353 ranked)	297	17	9.3	Grambling	18.3	Duke	14.9
Rebounds Per Game (353 ranked)	229	16	35.00	Troy	49.05	Notre Dame	42.56
Scoring Defense (353 ranked)	164	4	64.0	UConn	52.2	Duke	56.5
Scoring Margin (353 ranked)	156	13	2.0	UConn	29.6	Notre Dame	22.5
Scoring Offense (353 ranked)	156	15	66.0	Florida St.	86.9	Florida St.	86.9
Steals Per Game (353 ranked)	331	17	5.7	Montana St.	14.4	Notre Dame	11.5
Three Point Attempts Per Game (353 ranked)	113	7	21.2	Arkansas St.	32.7	California	25.2
Three Point Percentage (353 ranked)	46	5	34.7	Notre Dame	38.8	Notre Dame	38.8
Three Point Percentage Defense (353 ranked)	231	11	32.1	Hawaii	24.5	Notre Dame	27.3
Three Pointers Per Game (353 ranked)	73	5	7.4	Arkansas St.	10.4	California	8.7
Turnover Margin (353 ranked)	223	13	-1.00	Col. of Charleston	9.85	Duke	5.51
Turnovers Forced Per Game (353 ranked)	337	18	12.74	Niagara	24.54	Duke	20.38
Turnovers Per Game (353 ranked)	54	5	13.7	Colorado St.	8.7	Florida St.	11.1
Winning Percentage (353 ranked)	204	14	45.2	UConn	92.5	Notre Dame	82.4

NCAA INDIVIDUAL RANKING SUMMARY

Statistic	Player	National Rank	Conference Rank	Value	National Leader	Value	Conference Leader	Value
Assist/Turnover Ratio (250 ranked)	Loyal McQueen	151	17	1.48	Kiara Jackson, UNLV	3.70	Kaylah Ivey, Boston College	3.27
Assists (145 ranked)	Loyal McQueen	48	5	154	Serena Sundell, Kansas St.	262	Olivia Miles, Notre Dame	197
Assists Per Game (250 ranked)	Loyal McQueen	43	5	5.0	Serena Sundell, Kansas St.	7.3	Olivia Miles, Notre Dame	5.8
Blocks (148 ranked)	Anya Poole	112	8	39	Anastasiia Boldyreva, Middle Tenn.	128	Makayla Timpson, Florida St.	103
Blocks Per Game (249 ranked)	Anya Poole	103	7	1.30	Anastasiia Boldyreva, Middle Tenn.	3.66	Makayla Timpson, Florida St.	3.12
Double Doubles (45 ranked)					Aneesah Morrow, LSU	30	Khadija Faye, Pittsburgh	17
Field Goal Attempts (150 ranked)					Chellia Watson, Buffalo	660	Hannah Hidalgo, Notre Dame	575
Field Goal Percentage (250 ranked)	Loyal McQueen	199	22	42.4	Jordana Reisma, Cleveland St.	67.7	Ugonne Onyiah, California	60.3
Field Goals (148 ranked)					Audi Crooks, Iowa St.	329	Hannah Hidalgo, Notre Dame	266
Free Throw Attempts (150 ranked)					Izzy Higginbottom, Arkansas	267	Khadija Faye, Pittsburgh	230
Free Throw Percentage (250 ranked)	Loyal McQueen	59	6	84.9	Lauren Ross, Purdue Fort Wayne	94.8	Jayda Curry, Louisville	92.6
Free Throws (146 ranked)					Izzy Higginbottom, Arkansas	242	Ta'Niya Latson, Florida St.	184
Minutes Per Game (150 ranked)					Sigrun Olafsdottir, Chattanooga	38.19	Kymora Johnson, Virginia	36.72
Points (200 ranked)					Audi Crooks, Iowa St.	820	Hannah Hidalgo, Notre Dame	761
Points Per Game (250 ranked)					Ta'Niya Latson, Florida St.	25.2	Ta'Niya Latson, Florida St.	25.2
Rebounds (148 ranked)					Aneesah Morrow, LSU	485	Jessica Peterson, SMU	360
Rebounds (Defensive) Per Game (29 ranked)					Fatmata Jannah, Saint Peter's	9.7	Jessica Peterson, SMU	7.7
Rebounds (Offensive) Per Game (30 ranked)					Aneesah Morrow, LSU	5.1	Khadija Faye, Pittsburgh	4.3
Rebounds Per Game (250 ranked)					Aneesah Morrow, LSU	13.5	Jessica Peterson, SMU	12.0
Steals (145 ranked)					Megan McConnell, Duquesne	138	Hannah Hidalgo, Notre Dame	119
Steals Per Game (250 ranked)					Ny'Ceara Pryor, Sacred Heart	4.14	Hannah Hidalgo, Notre Dame	3.72
Three Point Attempts (149 ranked)	Hannah Kohn	32	5	224	Madison Conner, TCU Katie Dinnebier, Drake	285 285	Ioanna Krimili, California	262
Three Point Percentage (163 ranked)	Hannah Kohn	108	10	35.3	Lauren Ross, Purdue Fort Wayne	47.6	T'yana Todd, Boston College	45.9
Three Pointers (144 ranked)	Hannah Kohn	40	5	79	Madison Conner, TCU	128	Ioanna Krimili, California	97
Three Pointers Per Game (248 ranked)	Hannah Kohn	32	3	2.55	Alyssa Durazo-Frescas, Grand Canyon	3.88	Ioanna Krimili, California	2.85
Triple Doubles (5 ranked)					Olivia Miles, Notre Dame	3	Olivia Miles, Notre Dame	3

HEAD COACH SHAWN POPPIE

2ND SEASON AT CLEMSON • 4TH YEAR OVERALL • LIMESTONE '07



CAREER HIGHLIGHTS

- Upset No. 19 Georgia Tech and No. 20 Cal in first season (2024-25) at Clemson, which marked the first time since 2022-23 and the third time since 2004 that Clemson defeated two or more ranked opponents in a season.
- 2 NCAA Tournament Appearances (Chattanooga, 2022-23 & 2023-24).
- Coached six players currently in the WNBA and 17 that are currently playing professionally.
- 2023 Spalding Maggie Dixon NCAA Division 1 Rookie Coach of the Year.
- 2023-24 SoCon Coach of the Year.
- Coached eight all-conference selections at Chattanooga.
- Coached nine All-ACC selections during his time as associate head coach at Virginia Tech.
- Coached Virginia Tech's first-ever All-American.

PERSONAL

Family: Wife, Regina, and children, Kai, Kayden, and Cameron

Hometown: Crescent City, Illinois

Education: Graduated from Limestone in 2007

Playing Experience: Four-year starter at Limestone University

Prior Coaching Experience: Assistant Coach at Limestone, Assistant Coach at USC-Upstate (2011-13), Assistant Coach at Furman (2013-2016), Assistant Coach at Virginia Tech (2016-2020), Associate Head Coach at Virginia Tech (2020-22), Head Coach at Chattanooga (2022-24)

CLEMSON COACHING STAFF



CHRIS AYERS

ASSOCIATE HEAD COACH

SECOND SEASON AT CLEMSON • FAMU '08

Hometown: Tallahassee, Fla.


Coaching Experience

Assistant Coach, Godby High School (2008-17)

Graduate Manager, Georgia Tech (2017-18)

Assistant Coach, Ole Miss (2018-2024)

Assistant Coach, Clemson (2024-Pres.)



JON GOLDBERG

DIRECTOR OF PLAYER DEVELOPMENT & RECRUITING/ASSISTANT COACH

SECOND SEASON AT CLEMSON • EMERSON '14

Hometown: Stowe, Vt.

Coaching Experience

Assistant Coach, Chattanooga (2018-24)

Assistant Coach, Clemson (2024-Pres.)



SYDNI MEANS

ASSISTANT COACH

SECOND SEASON AT CLEMSON • MERCER '18

Hometown: Atlanta, Ga.

Coaching Experience

Assistant Coach, Mercer (2018-21)

Assistant Coach, Tulsa (2021-24)

Assistant Coach, Clemson (2024-Pres.)



JAYDA WORTHY

ASSISTANT COACH

SECOND SEASON AT CLEMSON • RADFORD '18

Hometown: Toledo, Ohio

Coaching Experience

Assistant Coach, Radford (2020-22)

Assistant Coach, Chattanooga (2022-24)

Assistant Coach, Clemson (2024-Pres.)



KATELYN GRISILLO

ASSISTANT COACH

SECOND SEASON AT CLEMSON • USC-AIKEN '16

Hometown: Charleston, S.C.

Coaching Experience

Graduate Assistant, Wingate (2016-18)


Assistant Coach, Wingate (2018-22)


Assistant Coach, Chattanooga (2022-24)

Assistant Coach, Clemson (2024-Pres.)

POPPIE VS. ALL COMPETITION

TEAM	CHATTANOOGA		CLEMSON		TOTAL
	W	L	W	L	
ALABAMA	0	1	0	1	0-2
AUSTIN PEAY	1	1	0	0	1-1
BELMONT	0	1	0	0	0-1
BOSTON COLLEGE	0	0	0	1	0-1
CAL	0	0	1	0	1-0
COASTAL CAROLINA	0	1	0	0	0-1
DUKE	0	0	0	1	0-1
E. KENTUCKY	1	0			1-0
ETSU	5	0			5-0
FLORIDA	0	0	0	1	0-1
FLORIDA STATE	0	0	0	1	0-1
FURMAN	5	0			5-0
GEORGIA	0	0	0	1	0-1
GEORGIA TECH	0	0	1	1	1-1
GEORGIA STATE	1	0			1-0
HAWAII	0	0	1	0	1-0
JACKSON STATE	0	0	1	0	1-0
JACKSONVILLE STATE	0	1			0-1
KENT STATE	1	0			1-0
KENNESAW STATE	2	0	1	0	3-0
KING	2	0			2-0
LIPSCOMB	1	0			1-0
LOUISVILLE	0	0	0	2	0-2
MARSHALL	0	2			0-2
MERCER	5	0			5-0
MIAMI (FL)	0	0	1	0	1-0
MISSISSIPPI STATE	1	0			1-0
MURRAY STATE	0	1			0-1
NC CENTRAL	1	0	1	0	2-0
NC STATE	0	1	0	1	0-2
N. ALABAMA	2	0			2-0
N. KENTUCKY	1	0			1-0
NORTH CAROLINA	0	0	0	1	0-1
NOTRE DAME	0	0	0	1	0-1
OHIO	1	0			1-0
PITT	0	0	0	1	0-1
PRESBYTERIAN	0	0	1	0	1-0
RADFORD	0	0	1	0	1-0
RICHMOND	0	1			0-1
SAMFORD	3	1			3-1
SMU	0	0	1	0	1-0
SOUTH CAROLINA	0	0	0	1	0-1
SYRACUSE	0	0	0	1	0-1
STANFORD	0	0	2	0	2-0
TENNESSEE	0	1			0-1
TENNESSEE STATE	1	0			1-0
TENNESSEE TECH	1	0			1-0
UAB	0	0	1	0	1-0
UNC ASHEVILLE	1	0			1-0
UNC GREENSBORO	3	2			3-2
USC UPSTATE					
UVA WISE	1	0			1-0
VIRGINIA	0	0	0	1	0-1
VIRGINIA TECH	0	1	0	1	0-2
WAKE FOREST	0	0	1	0	1-0
W. CAROLINA	4	1			4-1
WOFFORD	3	2			3-2
YOUNG HARRIS	1	0			1-0
TOTALS	48	18	14	17	62-35





HOLLAND HARRIS


Guard • 6-1 • Freshman
Orlando, Florida • Montverde Academy

0

- Ranked as a ★ ★ ★ ★ Four-star recruit by 24/7Sports, On3 and ESPN.
- No. 45 player in the nation and an overall grade of 94 by ESPN.
- Ranked the No. 50 player nationally by 24/7Sports and No. 51 by On3.
- Chose Clemson over offers from Arizona, Miami, Florida, Tennessee, Stanford and USC.
- Participated in the 2024 USA Women's U17 National Team trials in Colorado Springs, CO.
- Played with fellow Clemson teammate Amaia Jackson at Montverde Academy.

2025-26 HARRIS' GAME-BY-GAME

HARRIS' CAREER STATISTICS



AMAIA JACKSON

Guard • 5-8 • Freshman

Rochester, New York • Montverde Academy

1

- Ranked as a ★ ★ ★ ★ Four-star recruit & 77th-ranked player of the 2029 recruiting class per BTN scouting.
- Played with fellow Clemson teammate Holland Harris at Montverde Academy.

2025-26 JACKSON'S GAME-BY-GAME

JACKSON'S CAREER STATISTICS



JA'KERRA BUTLER

Guard/Forward • 6-1 • Freshman
Lawrenceville, Georgia • Hebron Christian

- 2024-25 Region 8-AA Player of the Year in Georgia.
- Holds Hebron girls basketball all-time scoring record with 1,833 career points.
- Averaged 17 points, 10 rebounds, and 3.3 blocked shots as Hebron Christian went 29-2, won the region championship and advanced to the state finals for the third straight year.
- Gwinnett Daily Post's 2025 Girls Co-Basketball Player of the Year.
- Averaged 14 points, 10 rebounds, 2.6 blocks, 2.5 steals during junior season.

2025-26 BUTLER'S GAME-BY-GAME

BUTLER'S CAREER STATISTICS



HANNAH KOHN

Guard • 5-9 • Junior
Oviedo, Florida • Hagerty High School •
Chattanooga

- Hit 79 three-pointers in 2024-25, the second-most in a single-season in Clemson history (Kendall Spray, 80)
- Scored in double-figures 15 times in 2024-25, including season-high 18 points on six 3-pointers at No. 10 NC State (Dec. 29); Clemson set the program record with 15 made three-pointers in the game.
- Scored 3 or more 3-pointers in 18 games last season.
- Averaged 9.2 points and 2.1 rebounds per game, hitting 2.55 3-pointers per game in 2024-25.
- Scored 237 of her 284 points (83.5 percent) of her points from behind the arc.

2025-26 KOHN'S GAME-BY-GAME

KOHN'S CAREER STATISTICS

				Field Goals		3-Point		F-Throws		Rebounds									Scoring	
SEASON	TEAM	GP-GS	MIN/AVG	FG-FGA	FG%	3FG-3FGA	3FG%	FT-FTA	FT%	OFF	DEF	TOT	AVG	PF-FO	A	TO	BLK	STL	PTS	AVG
2023-24	UTC	33-0	638/19.3	83-178	.466	68-147	.463	18-20	.900	5	38	43	1.3	47-0	15	22	3	10	252	7.6
2024-25	CU	31-12	829/26.7	89-251	.355	79-224	.353	27-31	.871	8	56	64	2.1	45-0	22	33	2	10	284	9.2
TOTAL FOR CU		31-12	829/26.7	89-251	.355	79-224	.353	27-31	.871	8	56	64	2.1	45-0	22	33	2	10	284	9.2
TOTAL		64-12	1466/22.9	172-429	.401	147-371	.396	45-51	.882	13	94	107	1.7	92-0	37	55	5	20	536	8.4

Single Game Highs

Statistic	Value	
Points	18	at NC State 12/29/24
Rebounds	7	vs Florida 12/05/24
Assists	3	vs Virginia 01/09/25
Steals	2	4 times
Blocks	1	5 times
FG Made	6	4 times
FG Attempts	17	at Pittsburgh 02/23/25
3FG Made	6	at NC State 12/29/24
3FG Attempts	17	at Pittsburgh 02/23/25
FT Made	5	vs Notre Dame 01/12/25
FT Attempts	6	at Duke 02/06/25



TAYLOR JOHNSON-MATTHEWS

Guard • 5-9 • Senior
Cleveland, Ohio • Pearl River CC •
Depaul

10

- Transferred to Clemson from DePaul, after stops at Pearl City CC, and Wright State.
- Averaged 14.5 ppg and 3.2 rpg last season.
- Scored in double-figures 24 times and logged 20+ points eight times in 2024-25.
- Played 30+ minutes in 27 games, including 9 games with 38+ minutes last year.

2025-26 MATTHEWS' GAME-BY-GAME

MATTHEWS' CAREER STATISTICS

				Field Goals		3-Point		F-Throws		Rebounds									Scoring	
SEASON	TEAM	GP-GS	MIN/AVG	FG-FGA	FG%	3FG-3FGA	3FG%	FT-FTA	FT%	OFF	DEF	TOT	AVG	PF-FO	A	TO	BLK	STL	PTS	AVG
2022-23	WSU	30-1	328/10.9	45-91	.495	0-12	.000	25-35	.714	26	49	75	2.5	61-1	15	20	6	21	115	3.8
2024-25	DePaul	32-31	1012/31.6	166-413	.402	52-143	.364	79-101	.782	27	75	102	3.2	70-0	48	88	20	31	463	14.5
TOTAL FOR CU		0-0	0/0.0	0-0	.000	0-0	.000	0-0	.000	0	0	0	0.0	0-0	0	0	0	0	0	0.0
TOTAL		62-32	1340/21.6	211-504	.419	52-155	.335	104-136	.765	53	124	177	2.9	131-1	63	108	26	52	578	9.3

Single Game Highs

Statistic	Value	
Points	26	vs Seton Hall 02/01/25, vs Creighton 02/23/25
Rebounds	10	vs Marquette 12/29/24
Assists	6	vs Marquette 12/29/24
Steals	4	at St. John's (NY) 01/07/25
Blocks	3	at Providence 02/06/25
FG Made	10	at St. John's (NY) 01/07/25
FG Attempts	21	at Xavier 01/02/25
3FG Made	5	vs Southern U. 12/17/24, at Xavier 01/02/25, vs Providence 01/12/25
3FG Attempts	10	at Xavier 01/02/25
FT Made	7	at Georgetown 02/09/25, vs Texas 11/17/24
FT Attempts	8	at Georgetown 02/09/25, vs Texas 11/17/24



RUSNE AUGUSTINAITE

Guard/Forward • 6-0 • Junior
Šiauliai, Lithuania • Montverde Academy •
Georgia Tech

11

- Appeared in 59 games with 17 starts, averaging 8.4 points per game and hit 102 3-pointers in two seasons at Georgia Tech.
- Scored a career-high 30 points vs. Florida during her freshman year at Georgia Tech.
- Competed for the Lithuanian U16, U18, U19, & U20 National Team in FIBA Competitions.
- McDonald's All American nominee.
- 2022 GEICO High School Nationals Champion.
- Attended Montverde Academy, where Clemson teammates Harris and Jackson also played.

2025-26 AUGUSTINAITE'S GAME-BY-GAME

AUGUSTINAITE'S CAREER STATISTICS

SEASON	TEAM	GP-GS	MIN/AVG	Field Goals		3-Point		F-Throws		Rebounds				Scoring						
				FG-FGA	FG%	3FG-3FGA	3FG%	FT-FTA	FT%	OFF	DEF	TOT	AVG	PF-FO	A	TO	BLK	STL	PTS	AVG
2023-24	GaTech	33-17	902/27.3	128-343	.373	71-201	.353	30-40	.750	10	97	107	3.2	49-0	43	49	5	9	357	10.8
2024-25	GaTech	26-0	301/11.6	51-144	.354	31-102	.304	3-4	.750	1	26	27	1.0	21-0	7	14	2	1	136	5.2
TOTAL FOR CU		0-0	0/0.0	0-0	.000	0-0	.000	0-0	.000	0	0	0	0.0	0-0	0	0	0	0	0	0.0
TOTAL		59-17	1203/20.4	179-487	.368	102-303	.337	33-44	.750	11	123	134	2.3	70-0	50	63	7	10	493	8.4

Single Game Highs

Statistic	Value	
Points	30	vs Florida 11/29/23
Rebounds	7	vs New Mexico 11/24/23, at Florida St. 12/29/23
Assists	5	vs Georgia St. 12/10/23
Steals	2	vs Boston College 01/21/24
Blocks	2	vs Mercer 12/05/23
FG Made	10	vs Florida 11/29/23
FG Attempts	20	vs Florida 11/29/23
3FG Made	7	vs Rice 12/18/24
3FG Attempts	12	vs Wake Forest 02/25/24
FT Made	4	vs Florida 11/29/23, vs Louisville 02/22/24
FT Attempts	5	vs Florida 11/29/23



MIA MOORE

Guard • 5-6 • Senior
Alpharetta, Georgia • St. Francis •
UAB • Mississippi State

12

- Scored in double-figures 17 times, and scored 20 points or more three times: 23 vs. NC State (Dec. 29), 20 vs. Virginia (Jan. 9) and 24 vs. Virginia Tech (Mar. 2).
- Averaged 10.8 ppg, 5.5 rpg and had a team-high 42 steals in her debut season.
- Hit 42 of 101 three-point attempts, a team best of .416 from behind the arc.
- Had at least one steal in 14 of 15 games to round out the 2024-25 season.
- Member of POWER Women's Leadership Academy 2024-25 cohort.

2025-26 MOORE'S GAME-BY-GAME

MOORE'S CAREER STATISTICS

				Field Goals		3-Point		F-Throws		Rebounds									Scoring	
SEASON	TEAM	GP-GS	MIN/AVG	FG-FGA	FG%	3FG-3FGA	3FG%	FT-FTA	FT%	OFF	DEF	TOT	AVG	PF-FO	A	TO	BLK	STL	PTS	AVG
2022-23	MS	4-0	10/2.5	0-0	.000	0-0	.000	3-4	.750	0	2	2	0.5	1-0	0	3	0	0	3	0.8
2023-24	UAB	31-31	1028/33.2	163-351	.464	22-59	.373	125-157	.796	85	189	274	8.8	68-1	89	73	1	48	473	15.3
2024-25	CU	30-25	795/26.5	122-299	.408	42-101	.416	38-54	.704	39	126	165	5.5	72-3	55	53	4	45	324	10.8
TOTAL FOR CU		30-25	795/26.5	122-299	.408	42-101	.416	38-54	.704	39	126	165	5.5	72-3	55	53	4	45	324	10.8
TOTAL		65-56	1834/28.2	285-650	.438	64-160	.400	166-215	.772	124	317	441	6.8	141-4	144	129	5	93	800	12.3

Single Game Highs

Statistic	Value	
Points	27	vs Alabama A&M 11/06/23, vs Jacksonville St. 11/27/23
Rebounds	17	vs Memphis 01/03/24
Assists	7	at Wichita St. 01/25/24
Steals	5	vs Syracuse 01/26/25
Blocks	1	5 times
FG Made	11	vs Alabama A&M 11/06/23
FG Attempts	22	vs Jacksonville St. 11/27/23
3FG Made	4	vs Virginia Tech 03/02/25, vs Virginia 01/09/25, vs Stanford 03/05/25
3FG Attempts	10	vs Virginia 01/09/25
FT Made	12	vs South Carolina St. 12/12/23
FT Attempts	13	vs South Carolina St. 12/12/23



RACHAEL ROSE

Guard • 5-7 • Senior
Scranton, Pennsylvania • Scranton Prep •
USC Upstate • Wofford

14

- 2X SoCon Conference Player of the Year.
- Appeared in six games in 2024-25 season due to injury, averaging 12.5 ppg and 4.3 rpg, with 28 assists and scored 20 points or more 2x.
- In 2023-24, Rose led the SoCon in scoring average (22.3, 7th Nationally), assists (5.4 apg), steals (2.13 spg), and FT (87.0%).
- Set Wofford program single-season records in points (670), assists (163), and FT percentage.
- Recorded Wofford's first ever triple-double (19 pts., 16 rebs., 11 ast. vs. Furman, Jan. 20).
- Scored a career high 38-points in the SoCon Tournament semifinal vs. UNCG (Mar. 8).



2025-26 ROSE'S GAME-BY-GAME

ROSE'S CAREER STATISTICS

				Field Goals		3-Point		F-Throws		Rebounds										Scoring	
SEASON	TEAM	GP-GS	MIN/AVG	FG-FGA	FG%	3FG-3FGA	3FG%	FT-FTA	FT%	OFF	DEF	TOT	AVG	PF-FO	A	TO	BLK	STL	PTS	AVG	
2021-22	USCU	29-29	997/34.4	130-238	.546	25-62	.403	95-116	.819	15	133	148	5.1	60-0	103	67	8	46	380	13.1	
2022-23	WOF	32-32	1097/34.3	197-384	.513	45-109	.413	111-140	.793	45	137	182	5.7	53-0	133	66	2	64	550	17.2	
2023-24	WOF	30-30	1076/35.9	237-470	.504	56-139	.403	140-161	.870	55	195	250	8.3	53-1	163	72	8	64	670	22.3	
2024-25	WOF	6-6	172/28.7	27-69	.391	8-29	.276	13-16	.813	10	16	26	4.3	14-0	28	12	1	10	75	12.5	
TOTAL FOR CU		0-0	0/0.0	0-0	.000	0-0	.000	0-0	.000	0	0	0	0.0	0-0	0	0	0	0	0	0.0	
TOTAL		97-97	3341/34.4	591-1161	.509	134-339	.395	359-433	.829	125	481	606	6.2	180-1	427	217	19	184	1675	17.3	

Single Game Highs

Statistic	Value	
Points	38	vs UNC Greensboro 03/08/24
Rebounds	16	vs Furman 01/20/24
Assists	11	vs Furman 01/20/24
Steals	7	at South Carolina St. 11/16/21, vs UNC Greensboro 03/03/23
Blocks	2	vs Furman 01/20/24
FG Made	15	vs UNC Greensboro 03/08/24
FG Attempts	31	vs UNC Greensboro 03/08/24
3FG Made	6	at Georgia 12/30/23
3FG Attempts	9	at High Point 11/17/23, at Furman 02/15/24
FT Made	14	vs Mercer 01/25/24
FT Attempts	14	vs Mercer 01/25/24



MORGAN MILLER

Forward • 6-2 • Sophomore
Andover, Minnesota • Andover

20

- Appeared in nine games as a reserve, totalling 15 minutes, scoring six points, grabbing six rebounds last season and hitting 4-5 from the free throw line in 2024-25.
- Scored her first career field goal at Boston College on (Feb. 2).
- Grabbed three rebounds in Clemson's 90-52 win over UAB (Nov. 25).

2025-26 MILLER'S GAME-BY-GAME

MILLER'S CAREER STATISTICS

				Field Goals		3-Point		F-Throws		Rebounds										Scoring	
SEASON	TEAM	GP-GS	MIN/AVG	FG-FGA	FG%	3FG-3FGA	3FG%	FT-FTA	FT%	OFF	DEF	TOT	AVG	PF-FO	A	TO	BLK	STL		PTS	AVG
2024-25	CU	9-0	15/1.7	1-4	.250	0-0	.000	4-5	.800	3	3	6	0.7	3-0	0	4	1	0		6	0.7
TOTAL		9-0	15/1.7	1-4	.250	0-0	.000	4-5	.800	3	3	6	0.7	3-0	0	4	1	0		6	0.7

Single Game Highs

Statistic	Value	
Points	3	at Boston College 02/02/25
Rebounds	3	vs UAB 11/25/24
Blocks	1	vs Stanford 03/05/25
FG Made	1	at Boston College 02/02/25
FG Attempts	2	vs UAB 11/25/24
FT Made	2	vs UAB 11/25/24
FT Attempts	2	vs UAB 11/25/24, vs N.C. Central 11/07/24



HADLEY PERIMAN

Guard/Forward • 6-2 • Senior
Tuttle, Oklahoma • Tuttle •
Tulsa

21

- Averaged 8.6 ppg, 8.9 rpg, 2.2 apg, 1.9 bpg in 33 minutes last season at Tulsa.
- Recorded 8 double-doubles during her time at Tulsa, including one 20+ point contest, 15 games in double-figure points, & 17 double-digit rebounding contests.
- Ranked fifth on Tulsa's all-time program block chart with 137 blocks and seventh for career rebounds (644).
- Led the The American in Blocks per game (1.9) and total blocks (56).

2025-26 PERIMAN'S GAME-BY-GAME

PERIMAN'S CAREER STATISTICS

				Field Goals		3-Point		F-Throws		Rebounds									Scoring	
SEASON	TEAM	GP-GS	MIN/AVG	FG-FGA	FG%	3FG-3FGA	3FG%	FT-FTA	FT%	OFF	DEF	TOT	AVG	PF-FO	A	TO	BLK	STL	PTS	AVG
2022-23	Tulsa	30-7	568/18.9	23-63	.365	6-16	.375	20-42	.476	40	96	136	4.5	52-2	39	37	28	10	72	2.4
2023-24	Tulsa	35-34	884/25.2	29-100	.290	11-39	.282	35-65	.538	73	178	251	7.2	76-1	57	47	53	18	104	3.0
2024-25	Tulsa	29-28	957/33.0	90-235	.383	38-110	.345	32-60	.533	60	197	257	8.9	54-0	65	74	56	39	250	8.6
TOTAL FOR CU		0-0	0/0.0	0-0	.000	0-0	.000	0-0	.000	0	0	0	0.0	0-0	0	0	0	0	0	0.0
TOTAL		94-69	2408/25.6	142-398	.357	55-165	.333	87-167	.521	173	471	644	6.9	182-3	161	158	137	67	426	4.5

Single Game Highs

Statistic	Value	
Points	20	vs Kansas City 12/15/24
Rebounds	17	vs Fla. Atlantic 01/15/25
Assists	9	at Memphis 03/01/25
Steals	5	at UAB 02/22/25
Blocks	6	at Rice 02/10/24
FG Made	8	vs Kansas City 12/15/24
FG Attempts	15	at Memphis 03/01/25
3FG Made	4	at Memphis 03/01/25
3FG Attempts	10	at Memphis 03/01/25
FT Made	5	vs North Texas 02/04/24
FT Attempts	8	vs North Texas 02/04/24



DEMEARA HINDS

Forward • 6-3 • Graduate
Douglasville, Georgia • Lithia Springs •
Wake Forest

25

- Played in 107 games with 61 starts across four active seasons at Wake Forest.
- Increased scoring average every season, culminating in a career best 9.3 points per game as a redshirt senior (2024-25).
- Led Wake Forest in rebounding twice (2022-23, 2024-25), highlighted by a career-best 6.6 rpg in 2022-23.
- Shot a career high 51.5% from the floor in her final season, finishing with a career FG% of 48.0%
- Collared 18 games with three or more 3-pointers.


2025-26 HINDS' GAME-BY-GAME

HINDS' CAREER STATISTICS

SEASON	TEAM	GP-GS	MIN/AVG	Field Goals		3-Point		F-Throws		Rebounds										Scoring	
				FG-FGA	FG%	3FG-3FGA	3FG%	FT-FTA	FT%	OFF	DEF	TOT	AVG	PF-FO	A	TO	BLK	STL		PTS	AVG
2020-21	WF	16-0	80/5.0	5-13	.385	0-0	.000	1-6	.167	9	13	22	1.4	17-0	0	6	2	0		11	0.7
2021-22	WF	32-4	421/13.1	36-92	.391	0-1	.000	14-37	.378	73	75	148	4.6	76-2	15	40	16	24		86	2.7
2022-23	WF	34-31	734/21.6	86-173	.497	0-5	.000	23-59	.390	90	131	221	6.5	110-7	27	73	32	38		195	5.7
2024-25	WF	29-29	684/23.6	102-198	.515	0-2	.000	66-105	.629	60	102	162	5.6	95-5	35	76	17	39		270	9.3
TOTAL FOR CU		0-0	0/0.0	0-0	.000	0-0	.000	0-0	.000	0	0	0	0.0	0-0	0	0	0	0		0	0.0
TOTAL		111-64	1919/17.3	229-476	.481	0-8	.000	104-207	.502	232	321	553	5.0	298-14	77	195	67	101		562	5.1

Single Game Highs

Statistic	Value	
Points	18	vs Alabama 11/23/22, at Florida St. 02/02/25
Rebounds	13	at Florida St. 02/02/25
Assists	5	at North Carolina 01/23/25
Steals	5	at North Carolina 01/23/25
Blocks	4	vs Clemson 02/05/23
FG Made	9	at Florida St. 02/02/25
FG Attempts	15	at Florida St. 02/02/25
3FG Attempts	2	vs Georgia Tech 01/08/23
FT Made	7	at NC State 02/27/25, at St. John's (NY) 12/08/24
FT Attempts	12	at NC State 02/27/25



MORGAN LEE

Center • 6-5 • Senior
Kent, Connecticut • Kent School •
Georgetown • Marist

31

- Named to the 2024-25 Second-Team All-MAAC.
- Ranked 12th nationally with 2.4 blocks per game in 2024-25.
- Led Marist in scoring (12.6 ppg), rebounding (7.7 rpg), and blocks (2.4 bpg) last season.
- Scored in double-figures 20 times, including 11 outings with 15 or more points.
- Recorded six double-doubles and had nine double-figure rebounding games.


2025-26 LEE'S GAME-BY-GAME

LEE'S CAREER STATISTICS

SEASON	TEAM	GP-GS	MIN/AVG	FG-FGA	FG%	3FG-3FGA	3FG%	FT-FTA	FT%	OFF	DEF	TOT	AVG	PF-FO	A	TO	BLK	STL	PTS	AVG
2022-23	GTown	16-0	70/4.4	2-13	.154	0-3	.000	3-6	.500	6	6	12	0.8	4-0	2	5	3	0	7	0.4
2023-24	Marist	31-30	614/19.8	79-189	.418	19-53	.358	25-35	.714	33	100	133	4.3	44-0	24	57	38	9	202	6.5
2024-25	Marist	31-30	1003/32.3	143-337	.424	33-104	.317	71-93	.763	42	196	238	7.7	60-1	71	115	73	22	390	12.6
TOTAL FOR CU		0-0	0/0.0	0-0	.000	0-0	.000	0-0	.000	0	0	0	0.0	0-0	0	0	0	0	0	0.0
TOTAL		78-60	1687/21.6	224-539	.416	52-160	.325	99-134	.739	81	302	383	4.9	108-1	97	177	114	31	599	7.7

Single Game Highs

Statistic	Value	
Points	26	vs Siena 02/13/25
Rebounds	14	vs Niagara 01/23/25
Assists	4	6 times
Steals	3	vs Manhattan 12/21/24
Blocks	7	at Canisius 02/20/25
FG Made	10	vs Siena 02/13/25
FG Attempts	18	vs Merrimack 02/15/25
3FG Made	4	at Rider 01/18/25
3FG Attempts	8	vs North Dakota 12/01/24
FT Made	9	at Holy Cross 12/17/24
FT Attempts	10	at Holy Cross 12/17/24



RAVEN THOMPSON

Forward • 5-10 • Senior
Atlanta, Georgia • Langston Hughes •
Chattanooga

32

- Averaged 6.0 ppg and 3.4 rpg in 2024-25.
- Scored in double-figures six times, including 17 point outings in wins at Stanford (Jan. 1) and against Miami (Jan. 23) last season.
- Recorded lone double-double (10th Career) of the 2024-25 season with a 17 point and 11 rebound performance against Miami (Jan. 23).

2025-26 THOMPSON'S GAME-BY-GAME

THOMPSON'S CAREER STATISTICS

				Field Goals		3-Point		F-Throws		Rebounds									Scoring	
SEASON	TEAM	GP-GS	MIN/AVG	FG-FGA	FG%	3FG-3FGA	3FG%	FT-FTA	FT%	OFF	DEF	TOT	AVG	PF-FO	A	TO	BLK	STL	PTS	AVG
2022-23	UTC	33-33	978/29.6	164-317	.517	16-49	.327	149-183	.814	68	155	223	6.8	77-1	53	77	5	36	493	14.9
2023-24	UTC	32-30	947/29.6	152-338	.450	17-44	.386	134-168	.798	64	159	223	7.0	71-2	53	68	10	32	455	14.2
2024-25	CU	31-8	595/19.2	69-157	.439	16-52	.308	31-43	.721	28	77	105	3.4	47-0	36	25	3	13	185	6.0
TOTAL FOR CU		31-8	595/19.2	69-157	.439	16-52	.308	31-43	.721	28	77	105	3.4	47-0	36	25	3	13	185	6.0
TOTAL		96-71	2521/26.3	385-812	.474	49-145	.338	314-394	.797	160	391	551	5.7	195-3	142	170	18	81	1133	11.8

Single Game Highs

Statistic	Value	
Points	27	vs Richmond 12/21/23
Rebounds	16	vs King (TN) 11/26/22
Assists	5	vs ETSU 02/04/23, vs ETSU 03/03/23
Steals	4	vs Tennessee St. 11/16/22, vs Furman 03/02/23, vs Western Caro. 03/07/24
Blocks	2	vs Eastern Ky. 12/17/23, vs Virginia 01/09/25
FG Made	11	vs Richmond 12/21/23
FG Attempts	19	at Mercer 02/10/24, vs Richmond 12/21/23
3FG Made	3	at Austin Peay 11/10/23, vs Stanford 01/05/25
3FG Attempts	6	at Austin Peay 11/10/23, vs UNC Greensboro 02/24/24, at Wake Forest 12/15/24
FT Made	9	at Georgia St. 11/30/22, at ETSU 01/05/23
FT Attempts	12	at Georgia St. 11/30/22, at Western Caro. 01/27/24

TV/RADIO BROADCAST SPOT CHART



#0 HOLLAND HARRIS
G/F • 6-1 • Fr.
Orlando, Fla.



#1 AMAIA JACKSON
G • 5-8 • Fr.
Rochester, N.Y.




#2 JA'KERRA BUTLER
G/F • 6-1 • Fr.
Lawrenceville, Ga.



#5 HANNAH KOHN
G • 5-9 • Jr.
Oviedo, Fla.



#10 TAYLOR JOHNSON-MATTHEWS
G • 5-9 • Sr.
Cleveland, Ohio



#11 RUSNE AUGUSTINAITE
G/F • 6-0 • Jr.
Šiauliai, Lithuania



#12 MIA MOORE
G • 5-6 • Sr.
Alpharetta, Ga.



#14 RACHAEL ROSE
G • 5-7 • Sr.
Scranton, Pa.



#20 MORGAN MILLER
F • 6-2 • So.
Andover, Minn.



#21 HADLEY PERIMAN
G/F • 6-2 • Sr.
Tuttle, Okla.



#25 DEMEARA HINDS
F • 6-3 • Gr.
Douglasville, Ga.



#31 MORGAN LEE
C • 6-5 • Sr.
Kent, Conn.



#32 RAVEN THOMPSON
F • 5-10 • Sr.
Atlanta, Ga.



SHAWN POPPIE
Head Coach
Limestone, '07 • 2nd season

2024-25 CLEMSON SEASON STATS

Game Records

Record	Overall	Home	Away	Neutral
ALL GAMES	14-17	9-7	2-7	3-3
CONFERENCE	6-12	4-5	2-7	0-0
NON-CONFERENCE	8-5	5-2	0-0	3-3

Score by Periods

Team	1st	2nd	3rd	4th	OT	TOT
Clemson	493	458	571	506	17	2045
Opponents	467	458	512	532	15	1984

Team Box Score

No.	Player				Total		3-Point		F-Throw		Rebounds													
		GP-GS	MIN	AVG	FG-FGA	FG%	3FG-3FGA	3FG%	FT-FTA	FT%	OFF	DEF	TOT	AVG	PF	DQ	A	TO	BLK	STL	PTS	AVG		
1	MCQUEEN, Loyal	31-31	1002:18	32.3	156-368	.424	7-18	.389	101-119	.849	10	81	91	2.9	43	0	154	104	0	19	420	13.5		
12	MOORE, Mia	30-25	795:12	26.5	122-299	.408	42-101	.416	38-54	.704	39	126	165	5.5	72	3	55	53	4	45	324	10.8		
5	KOHN, Hannah	31-12	828:33	26.7	89-251	.355	79-224	.353	27-31	.871	8	56	64	2.1	45	0	22	33	2	10	284	9.2		
22	MILLER, Tessa	31-24	731:58	23.6	100-186	.538	5-14	.357	48-76	.632	64	121	185	6.0	86	3	53	55	19	13	253	8.2		
32	THOMPSON, Raven	31-8	595:28	19.2	69-157	.439	16-52	.308	31-43	.721	28	77	105	3.4	47	0	36	25	3	13	185	6.0		
7	EVANS, Summah	29-11	505:38	17.4	62-155	.400	29-94	.309	12-17	.706	15	50	65	2.2	35	1	17	20	15	17	165	5.7		
31	POOLE, Anya	30-9	465:00	15.5	71-123	.577	0-2	.000	17-26	.654	36	74	110	3.7	61	0	31	43	39	15	159	5.3		
11	CLUSE, Maddi	30-18	545:44	18.2	59-126	.468	28-73	.384	5-13	.385	23	71	94	3.1	55	3	31	18	5	20	151	5.0		
14	PORTER, Addie	31-16	610:32	19.7	21-62	.339	14-48	.292	11-15	.733	8	53	61	2.0	55	0	50	37	2	21	67	2.2		
30	OTT, Madi	21-1	137:50	6.6	9-31	.290	7-27	.259	3-3	1.000	1	4	5	0.2	6	0	10	4	0	3	28	1.3		
20	MILLER, Morgan	9-0	15:09	1.7	1-4	.250	0-0	.000	4-5	.800	3	3	6	0.7	3	0	0	4	1	0	6	0.7		
10	KELLERMANN, Kylee	8-0	16:39	2.1	1-6	.167	1-5	.200	0-0	.000	0	3	3	0.4	0	0	3	0	0	0	3	0.4		
Team											53	78	131					30						
Total		31	6250		760-1768	.430	228-658	.347	297-402	.739	288	797	1085	35.0	508	10	462	426	90	176	2045	66.0		
Opponents		31	6250		738-1768	.417	173-539	.321	335-474	.707	289	757	1046	33.7	424	4	382	395	105	190	1984	64.0		

Team Statistics

	CU	OPP
Scoring	2045	1984
Points per game	66.0	64.0
Scoring margin	+2.0	-
Field goals-att	760-1768	738-1768
Field goal pct	.430	.417
3 point fg-att	228-658	173-539
3-point FG pct	.347	.321
3-pt FG made per game	7.4	5.6
Free throws-att	297-402	335-474
Free throw pct	.739	.707
F-Throws made per game	9.6	10.8
Rebounds	1085	1046
Rebounds per game	35.0	33.7
Rebounding margin	+1.3	-
Assists	462	382
Assists per game	14.9	12.3
Turnovers	426	395
Turnovers per game	13.7	12.7
Turnover margin	-1.0	-
Assist/turnover ratio	1.1	1.0
Steals	176	190
Steals per game	5.7	6.1
Blocks	90	105
Blocks per game	2.9	3.4
Winning streak	0	-
Home win streak	0	-
Attendance	36408	28819
Home games-Avg/Game	16-2276	9-3202
Neutral site-Avg/Game	-	6-2390

Team Results

Date	Opponent		Score	Att.
11/04/2024	Jackson St.	W	78-44	783
11/07/2024	N.C. Central	W	91-33	814
11/11/2024	Presbyterian	W	81-33	6589
11/20/2024	South Carolina	L	45-77	5008
11/25/2024	vs UAB	W	90-52	250
11/26/2024	vs Alabama	L	39-73	400
12/01/2024	Kennesaw St.	W	67-48	1005
12/05/2024	Florida	L	64-77	1475
12/08/2024	Radford	W	74-48	1239
12/15/2024	at Wake Forest	W	65-59	884
12/19/2024	vs Georgia	L	68-75	724
12/20/2024	vs Hawaii	W	72-58	205
12/29/2024	at NC State	L	79-83	5500
01/02/2025	California	W	69-58	1143
01/05/2025	Stanford	Wot	65-61	2418
01/09/2025	Virginia	L	60-67	1821
01/12/2025	Notre Dame	L	58-67	3816
01/16/2025	at Florida St.	L	67-82	1336
01/19/2025	at Georgia Tech	L	65-89	6386
01/23/2025	Miami (FL)	W	64-61	2183
01/26/2025	Syracuse	L	55-67	2540
02/02/2025	at Boston College	L	65-94	1910
02/06/2025	at Duke	L	55-74	2471
02/09/2025	North Carolina	L	51-53	2090
02/13/2025	Georgia Tech	W	68-61	1452
02/16/2025	at SMU	W	72-46	1751
02/23/2025	at Pittsburgh	L	59-72	700
02/27/2025	at Louisville	L	52-78	7881
03/02/2025	Virginia Tech	L	76-78	2032
03/05/2025	vs Stanford	W	63-46	6932
03/06/2025	vs Louisville	Lot	68-70	5828

2024-25 CLEMSON SEASON/CAREER STATS

Summary

Player	Season Statistics										Career Statistics									
	GP-GS	MIN/G	FG%	3FG%	FT%	R/G	A/G	STL	BLK	PTS/G	GP-GS	MIN/G	FG%	3FG%	FT%	R/G	A/G	STL	BLK	PTS/G
CLUSE, Maddi	30-18	18.2	.468	.384	.385	3.1	1.0	20	5	5.0	100-78	24.2	.430	.338	.647	5.1	1.8	108	23	8.8
EVANS, Summah	29-11	17.4	.400	.309	.706	2.2	0.6	17	15	5.7	122-62	21.1	.397	.318	.732	4.3	1.1	106	78	7.1
KELLERMANN, Kylee	8-0	2.1	.167	.200	.000	0.4	0.4	0	0	0.4	15-0	1.7	.125	.143	.000	0.3	0.2	0	0	0.2
KOHN, Hannah	31-12	26.7	.355	.353	.871	2.1	0.7	10	2	9.2	64-12	22.9	.401	.396	.882	1.7	0.6	20	5	8.4
MCQUEEN, Loyal	31-31	32.3	.424	.389	.849	2.9	5.0	19	0	13.5	124-90	28.2	.396	.340	.772	2.2	3.1	64	2	9.6
MILLER, Morgan	9-0	1.7	.250	.000	.800	0.7	0.0	0	1	0.7	9-0	1.7	.250	.000	.800	0.7	0.0	0	1	0.7
MILLER, Tessa	31-24	23.6	.538	.357	.632	6.0	1.7	13	19	8.2	132-86	24.2	.553	.239	.634	5.8	2.2	84	124	8.9
MOORE, Mia	30-25	26.5	.408	.416	.704	5.5	1.8	45	4	10.8	65-56	28.2	.438	.400	.772	6.8	2.2	93	5	12.3
OTT, Madi	21-1	6.6	.290	.259	1.000	0.2	0.5	3	0	1.3	115-29	13.5	.301	.272	.839	0.9	0.7	40	1	2.4
POOLE, Anya	30-9	15.5	.577	.000	.654	3.7	1.0	15	39	5.3	146-83	17.0	.530	.333	.618	4.9	0.7	77	132	5.1
PORTER, Addie	31-16	19.7	.339	.292	.733	2.0	1.6	21	2	2.2	127-93	29.3	.335	.305	.734	4.7	2.1	136	17	5.3
THOMPSON, Raven	31-8	19.2	.439	.308	.721	3.4	1.2	13	3	6.0	96-71	26.3	.474	.338	.797	5.7	1.5	81	18	11.8

Scoring

Player	Season Statistics									Career Statistics								
	FG-FGA	FG%	3FG-3FGA	3FG%	FT-FTA	FT%	PTS	PTS/G		FG-FGA	FG%	3FG-3FGA	3FG%	FT-FTA	FT%	PTS	PTS/G	
CLUSE, Maddi	59-126	.468	28-73	.384	5-13	.385	151	5.0		323-752	.430	92-272	.338	141-218	.647	879	8.8	
EVANS, Summah	62-155	.400	29-94	.309	12-17	.706	165	5.7		343-864	.397	109-343	.318	71-97	.732	866	7.1	
KELLERMANN, Kylee	1-6	.167	1-5	.200	0-0	.000	3	0.4		1-8	.125	1-7	.143	0-0	.000	3	0.2	
KOHN, Hannah	89-251	.355	79-224	.353	27-31	.871	284	9.2		172-429	.401	147-371	.396	45-51	.882	536	8.4	
MCQUEEN, Loyal	156-368	.424	7-18	.389	101-119	.849	420	13.5		407-1027	.396	81-238	.340	298-386	.772	1193	9.6	
MILLER, Morgan	1-4	.250	0-0	.000	4-5	.800	6	0.7		1-4	.250	0-0	.000	4-5	.800	6	0.7	
MILLER, Tessa	100-186	.538	5-14	.357	48-76	.632	253	8.2		445-805	.553	11-46	.239	268-423	.634	1169	8.9	
MOORE, Mia	122-299	.408	42-101	.416	38-54	.704	324	10.8		285-650	.438	64-160	.400	166-215	.772	800	12.3	
OTT, Madi	9-31	.290	7-27	.259	3-3	1.000	28	1.3		92-306	.301	68-250	.272	26-31	.839	278	2.4	
POOLE, Anya	71-123	.577	0-2	.000	17-26	.654	159	5.3		315-594	.530	2-6	.333	110-178	.618	742	5.1	
PORTER, Addie	21-62	.339	14-48	.292	11-15	.733	67	2.2		208-620	.335	103-338	.305	157-214	.734	676	5.3	
THOMPSON, Raven	69-157	.439	16-52	.308	31-43	.721	185	6.0		385-812	.474	49-145	.338	314-394	.797	1133	11.8	

Totals

Player	Season Statistics									Career Statistics								
	O-REB	D-REB	TOTAL	PF	FO	A	TO	A/TO		O-REB	D-REB	TOTAL	PF	FO	A	TO	A/TO	
CLUSE, Maddi	23	71	94	55	3	31	18	1.7		111	402	513	224	10	177	161	1.1	
EVANS, Summah	15	50	65	35	1	17	20	0.9		133	387	520	208	4	133	156	0.9	
KELLERMANN, Kylee	0	3	3	0	0	3	0	0.0		0	5	5	1	0	3	0	0.0	
KOHN, Hannah	8	56	64	45	0	22	33	0.7		13	94	107	92	0	37	55	0.7	
MCQUEEN, Loyal	10	81	91	43	0	154	104	1.5		38	230	268	167	0	379	287	1.3	
MILLER, Morgan	3	3	6	3	0	0	4	0.0		3	3	6	3	0	0	4	0.0	
MILLER, Tessa	64	121	185	86	3	53	55	1.0		224	540	764	364	8	295	253	1.2	
MOORE, Mia	39	126	165	72	3	55	53	1.0		124	317	441	141	4	144	129	1.1	
OTT, Madi	1	4	5	6	0	10	4	2.5		18	85	103	104	0	76	61	1.2	
POOLE, Anya	36	74	110	61	0	31	43	0.7		245	466	711	236	0	109	141	0.8	
PORTER, Addie	8	53	61	55	0	50	37	1.4		86	515	601	285	6	262	280	0.9	
THOMPSON, Raven	28	77	105	47	0	36	25	1.4		160	391	551	195	3	142	170	0.8	