



# GAME NOTES

## #2 Duke Blue Devils (20-2, 12-0 ACC) vs. Clemson Tigers (18-5, 10-2 ACC)

Game #23 • Road Game #8 • Saturday, Feb. 8 • 6:30 p.m. ET

Littlejohn Coliseum (9,000) • Clemson, S.C.

TV: ESPN

Radio: Blue Devil Sports Network from LEARFIELD



### SCHEDULE & RESULTS

| Date           | AP Rank | Duke Opp | Opponent                 | TV     | Time (ET) |
|----------------|---------|----------|--------------------------|--------|-----------|
| NOVEMBER (5-2) |         |          |                          |        |           |
| O 19           | 7       | -        | Lincoln (Pa.) EXHIBITION | ACCNX  | W, 107-56 |
| O 27           | 7       | -        | Arizona State EXHIBITION | ACCN   | W, 103-47 |
| N 4            | 7       | -        | Maine                    | ACCN   | W, 96-62  |
| N 8            | 7       | -        | Army West Point          | ACCN   | W, 100-58 |
| N 12           | 6       | 19       | vs. Kentucky - 1         | ESPN   | L, 72-77  |
| N 16           | 6       | -        | Wofford                  | ACCN   | W, 86-35  |
| N 22           | 12      | 17       | at Arizona               | ESPN2  | W, 69-55  |
| N 26           | 11      | 1        | vs. Kansas - 2           | ESPN   | L, 72-75  |
| N 29           | 11      | -        | Seattle                  | ACCN   | W, 70-48  |
| DECEMBER (6-0) |         |          |                          |        |           |
| D 4            | 9       | 2        | Auburn - 3               | ESPN   | W, 84-78  |
| D 8            | 9       | RV       | at Louisville *          | ACCN   | W, 76-65  |
| D 10           | 4       | -        | Incarnate Word           | ACCN   | W, 72-46  |
| D 17           | 5       | -        | George Mason             | ACCN   | W, 68-47  |
| D 21           | 5       | -        | at Georgia Tech *        | ACCN   | W, 82-56  |
| D 31           | 4       | -        | Virginia Tech *          | ACCN   | W, 88-65  |
| JANUARY (7-0)  |         |          |                          |        |           |
| J 4            | 4       | -        | at SMU *                 | The CW | W, 89-62  |
| J 7            | 4       | RV       | Pittsburgh *             | ESPN   | W, 76-47  |
| J 11           | 4       | -        | Notre Dame *             | ESPN   | W, 86-78  |
| J 14           | 3       | -        | Miami *                  | ESPN   | W, 89-54  |
| J 18           | 3       | -        | at Boston College *      | ESPN   | W, 88-63  |
| J 25           | 2       | RV       | at Wake Forest *         | ESPN   | W, 63-56  |
| J 27           | 2       | -        | NC State *               | ESPN   | W, 74-64  |
| FEBRUARY (2-0) |         |          |                          |        |           |
| F 1            | 2       | -        | North Carolina *         | ESPN   | W, 87-70  |
| F 5            | 2       | -        | at Syracuse *            | ESPN2  | W, 83-54  |
| F 8            | 2       | RV       | at Clemson *             | ESPN   | 6:30 p.m. |
| F 12           | -       | -        | California *             | ACCN   | 9 p.m.    |
| F 15           | -       | -        | Stanford *               | ABC    | 4 p.m.    |
| F 17           | -       | -        | at Virginia *            | ESPN   | 8 p.m.    |
| F 22           | -       | -        | vs. Illinois - 4         | FOX    | 8 p.m.    |
| F 25           | -       | -        | at Miami *               | ESPN   | 7 p.m.    |
| MARCH (0-0)    |         |          |                          |        |           |
| M 1            | -       | -        | Florida State *          | ACCN   | 7 p.m.    |
| M 3            | -       | -        | Wake Forest *            | ESPN   | 7 p.m.    |
| M 8            | -       | -        | at North Carolina *      | ESPN   | 6:30 p.m. |
| M 11-15        | -       | -        | ACC Tournament - 5       | TBD    | TBD       |

Duke/opponent AP ranking at time of game | \* ACC game

1 - State Farm Champions Classic (State Farm Arena; Atlanta, Ga.)

2 - Vegas Showdown (T-Mobile Arena; Las Vegas, Nev.)

3 - ACC/SEC Challenge (Cameron Indoor Stadium; Durham, N.C.)

4 - SentinelOne Classic (Madison Square Garden; New York, NY)

5 - ACC Tournament (Spectrum Center; Charlotte, N.C.)

### DUKE TEAM LEADERS

|                          |      |                |
|--------------------------|------|----------------|
| Scoring                  | 19.5 | Cooper Flagg   |
| Rebounds                 | 7.8  | Cooper Flagg   |
| Assists                  | 4.1  | Cooper Flagg   |
| Steals                   | 1.6  | Malik Brown    |
| Blocks                   | 1.3  | Cooper Flagg   |
| Field Goals              | 143  | Cooper Flagg   |
| Field Goal Pct.          | .740 | Khaman Maluach |
| 3-Point Field Goals      | 50   | Kon Knueppel   |
| 3-Point Field Goals Pct. | .455 | Isaiah Evans   |
| Free Throws              | 115  | Cooper Flagg   |
| Free Throw Pct.          | .881 | Kon Knueppel   |

### BROADCAST INFORMATION

| TV/Video Stream | ESPN            | Radio        | Blue Devil Sports Network |
|-----------------|-----------------|--------------|---------------------------|
| Play-by-Play    | Dave O'Brien    | Play-by-Play | David Shumate             |
| Analyst         | Cory Alexander  | Analyst      | John Roth                 |
| Analyst         | Dick Vitale     | Engineer     | John Rose                 |
| Producer        | Kim Belton      | In Durham    | 96.5 FM & 620 AM          |
| Director        | Michael Griffin | SiriusXM     | 160 or 193                |

### DUKE COMMUNICATIONS

Executive Director of Communications: Kyle Serba  
» kyle.serba@duke.edu // C: 919-519-7116 // O: 919-668-1712  
Assistant Director of Communications: Henry Skutt  
» henry.skutt@duke.edu // C: 984-287-9011 // O: 919-668-4393

### PREVIOUS GAME STARTING FIVE

|  | GP/GS | PPG  | RPG | APG | FG%  | 3FG% | FT%  | MPG  |
|--|-------|------|-----|-----|------|------|------|------|
| <b>Sion James</b><br>#14<br>G • 6-6 • 220 • Gr.<br>Sugar Hill, Ga.<br>Lanier HS   Tulane   | 22/15 | 7.9  | 4.1 | 3.1 | .517 | .385 | .787 | 23.9 |
| <b>LAST GAME: 10 points, 1 rebound, 4 assists and 3 steals in 26 minutes vs. Syracuse (2/5)</b><br>• Played four seasons at Tulane - 114 career games with 107 starts, averaging +34 minutes per game.<br>• Career statistics: 1,258 points, 610 rebounds, 405 assists, 211 steals and 75 blocked shots.<br>• Distributed 47 assists with just 12 turnovers in last 12 games for a 3.9 assist-to-turnover ratio. |       |      |     |     |      |      |      |      |
| <b>Tyrese Proctor</b><br>#5<br>G • 6-6 • 183 • Jr.<br>Sydney, Australia<br>NBA Global Academy  | 22/22 | 11.0 | 3.5 | 2.2 | .407 | .389 | .750 | 29.3 |
| <b>LAST GAME: 16 points, 2 rebounds and 2 assists in 27 minutes vs. Syracuse (2/5)</b><br>• Entered junior season with 68 games played, 59 starts and 2,030 minutes played at Duke.<br>• Made a career-high five 3-pointers versus Kansas (Nov. 26), shooting 5-of-7 from long distance.<br>• Scored season-high 20 points at Boston College (Jan. 18) - third career game with 20 points or more.               |       |      |     |     |      |      |      |      |
| <b>Kon Knueppel</b><br>#7<br>G/F • 6-7 • 217 • Fr.<br>Milwaukee, Wisc.<br>Wisconsin Lutheran HS  | 22/22 | 13.5 | 3.7 | 2.6 | .445 | .373 | .881 | 29.5 |
| <b>LAST GAME: 12 points, 2 rebounds and 2 steals in 21 minutes vs. Syracuse (2/5)</b><br>• Led Wisconsin Lutheran to a 30-0 record and a state championship title in senior season.<br>• Dished eight assists versus Kansas (Nov. 26) - the most by a Blue Devil since Dec. 2023.<br>• Amassed season-high 25 points (6-of-8 three-pointers) against Miami (Jan. 14).  |       |      |     |     |      |      |      |      |
| <b>Cooper Flagg</b><br>#2<br>G/F • 6-9 • 205 • Fr.<br>Newport, Maine<br>Montverde Academy  | 22/22 | 19.5 | 7.8 | 4.1 | .486 | .354 | .804 | 31.9 |
| <b>LAST GAME: 11 points, 5 rebounds, 2 assists and 2 blocks in 27 minutes vs. Syracuse (2/5)</b><br>• Voted ACC Rookie of the Week nine times and ACC Player of the Week four times.<br>• Broke Duke and ACC freshman scoring records with 42 points versus Notre Dame (Jan. 11).<br>• Leads Blue Devils in points (430), rebounds (172), assists (91), steals (32) and blocked shots (28).                      |       |      |     |     |      |      |      |      |
| <b>Khaman Maluach</b><br>#9<br>C • 7-2 • 250 • Fr.<br>Rumbek, South Sudan<br>NBA Academy Africa  | 22/22 | 8.0  | 6.0 | 0.3 | .740 | .143 | .773 | 20.3 |
| <b>LAST GAME: 6 points, 3 rebounds and 2 blocks in 21 minutes vs. Syracuse (2/5)</b><br>• Joined NBA Academy Africa in 2021, having started playing basketball at the age of 13 years old.<br>• Competed in the 2024 Paris Olympics with his native country of South Sudan.<br>• Recorded second straight double-double with 12 points and season-high 15 rebounds vs. Miami (Jan. 14).                          |       |      |     |     |      |      |      |      |

### HEAD COACHES

| Duke                      | Jon Scheyer (Duke '10)          |
|---------------------------|---------------------------------|
| Career Record / at Duke   | 74-20 (3rd) / same              |
| vs. Clemson               | 1-1                             |
| Clemson                   | Brad Brownell (DePauw, '91)     |
| Career Record / at School | 450-279 (23rd) / 283-194 (15th) |
| vs. Duke                  | 4-14                            |

### DUKE RECORDS

|                  | Overall    | Non-Conf. | ACC      |
|------------------|------------|-----------|----------|
| Record           | 20-2       | 8-2       | 12-0     |
| Streak           | W16        | W4        | W12      |
| Home (Streak)    | 13-0 (W13) | 7-0 (W13) | 6-0 (W6) |
| Road (Streak)    | 7-0 (W8)   | 1-0 (W1)  | 6-0 (W7) |
| Neutral (Streak) | 0-2 (L3)   | 0-2 (L3)  | --       |
| Overtime         | --         | --        | --       |

### NEED TO KNOW

- » No. 2 Duke remains on the road, making the trip to Clemson on Saturday, Feb. 8, on ESPN.
- » Dick Vitale is set to broadcast his first game since the 2023 national championship game.
- » Duke has won eight of the last 10 meetings against Clemson and leads the all-time series 115-33, including a 26-20 advantage in games played at Littlejohn Coliseum.
- » Duke has won 16 straight games, the longest active winning streak in the nation.
- » Duke's 16-game win streak is the longest by the Blue Devils since the 2005-06 season.
- » Duke's 12-0 start in ACC play is the best by Duke since the 2005-06 season, when the Blue Devils began the ACC slate with 14 consecutive wins.
- » The Blue Devils lead the country in scoring margin (+20.7) and rank fifth in scoring defense (59.8), seventh in the nation in field goal percentage defense (.377), eighth in assist-to-turnover ratio (+1.69), 11th in rebound margin (+8.5), 23rd in assists per game (17.0), 27th in three-pointers per game (10.0) and 41st in field goal percentage (.480) - all top marks in the ACC.
- » Duke is the only team in the country ranked among the top-four in both offensive (4th) and defensive efficiency (2nd), according to KenPom.
- » Duke is the only Division I team to score 80 points or more per game (80.5) and hold its opponents to fewer than 60 points per game (59.8).
- » **Malik Brown**, who topped the ACC with 71 steals last season as a member of the Syracuse Orange, leads the Blue Devils with 103 deflections (eight vs. UNC; 9 vs. Syracuse), an average of 6.1 per game, and is second on the squad with 28 steals.
- » **Cooper Flagg**, who turned 18 years old on Dec. 21, tops Duke in points (430), rebounds (172), assists (91), steals (32) and blocked shots (28).
- » Flagg ranks among the ACC's top-10 in four of the five major statistical categories - scoring (3rd), rebounding (8th), assists (7th) and blocks (8th), and is 13th in steals.
- » In the last nine games, **Sion James** has distributed 38 assists with just nine turnovers, an assist-to-turnover ratio of 4.2.



| ROSTER INFORMATION      |                    |                       |     |                                |      |                           |                       |                                 |                    |                      |
|-------------------------|--------------------|-----------------------|-----|--------------------------------|------|---------------------------|-----------------------|---------------------------------|--------------------|----------------------|
| Numerical               |                    |                       |     |                                |      |                           |                       |                                 |                    |                      |
| No.                     | Name               | Pos.                  | Ht. | Wt.                            | Year | Exp.                      | Hometown              | High School                     | Previous College   |                      |
| 1                       | Caleb Foster       | G                     | 6-5 | 202                            | So.  | 1L                        | Harrisburg, N.C.      | Notre Dame (Calif.)             |                    |                      |
| 2                       | Cooper Flagg       | G/F                   | 6-9 | 205                            | Fr.  | HS                        | Newport, Maine        | Montverde Academy               |                    |                      |
| 3                       | Isaiah Evans       | G/F                   | 6-6 | 175                            | Fr.  | HS                        | Fayetteville, N.C.    | North Mecklenburg               |                    |                      |
| 5                       | Tyrese Proctor     | tie-REECE             | G   | 6-6                            | 183  | Jr.                       | Sydney, Australia     | NBA Global Academy              |                    |                      |
| 6                       | Maliq Brown        | mah-LEEK              | F   | 6-9                            | 222  | Jr.                       | Culpeper, Va.         | Blue Ridge                      | Syracuse           |                      |
| 7                       | Kon Kneuppel       | kohn kuh-NIP-ull      | G/F | 6-7                            | 217  | Fr.                       | Milwaukee, Wis.       | Wisconsin Lutheran              |                    |                      |
| 8                       | Darren Harris      | G/F                   | 6-6 | 203                            | Fr.  | HS                        | Herndon, Va.          | St. Paul VI                     |                    |                      |
| 9                       | Khaman Maluach     | kah-mahn mahl-oo-ahch | C   | 7-2                            | 250  | Fr.                       | Rumbek, South Sudan   | NBA Academy Africa              |                    |                      |
| 13                      | Cameron Sheffield  | G/F                   | 6-6 | 204                            | Gr.  | TR                        | Alpharetta, Ga.       | Chattahoochee                   | Rice               |                      |
| 14                      | Sion James         | SEE-on                | G   | 6-6                            | 220  | Gr.                       | Sugar Hill, Ga.       | Lanier                          | Tulane             |                      |
| 18                      | Mason Gillis       | F                     | 6-6 | 225                            | Gr.  | TR                        | New Castle, Ind.      | New Castle                      | Purdue             |                      |
| 20                      | Neal Begovich      | beg-oh-vich           | F   | 6-9                            | 230  | Gr.                       | San Francisco, Calif. | St. Ignatius College Prep       | Stanford           |                      |
| 21                      | Patrick Ngongba II | GUNG-buh              | C   | 6-11                           | 250  | Fr.                       | Manassas, Va.         | St. Paul VI                     |                    |                      |
| 52                      | Stanley Borden     | C                     | 7-0 | 241                            | Sr.  | 3L                        | Istanbul, Turkey      | Istanbul Int'l Community School |                    |                      |
| 55                      | Spencer Hubbard    | G                     | 5-8 | 157                            | Gr.  | 3L                        | Los Angeles, Calif.   | Harvard Westlake                |                    |                      |
| Alphabetical            |                    |                       |     |                                |      |                           |                       |                                 |                    |                      |
| No.                     | Name               | Pos.                  | Ht. | Wt.                            | Year | Exp.                      | Hometown              | High School                     | Previous College   |                      |
| 20                      | Neal Begovich      | beg-oh-vich           | F   | 6-9                            | 230  | Gr.                       | San Francisco, Calif. | St. Ignatius College Prep       | Stanford           |                      |
| 52                      | Stanley Borden     | C                     | 7-0 | 241                            | Sr.  | 3L                        | Istanbul, Turkey      | Istanbul Int'l Community School |                    |                      |
| 6                       | Maliq Brown        | mah-LEEK              | F   | 6-9                            | 222  | Jr.                       | Culpeper, Va.         | Blue Ridge                      | Syracuse           |                      |
| 3                       | Isaiah Evans       | G/F                   | 6-6 | 175                            | Fr.  | HS                        | Fayetteville, N.C.    | North Mecklenburg               |                    |                      |
| 2                       | Cooper Flagg       | G/F                   | 6-9 | 205                            | Fr.  | HS                        | Newport, Maine        | Montverde Academy               |                    |                      |
| 1                       | Caleb Foster       | G                     | 6-5 | 202                            | So.  | 1L                        | Harrisburg, N.C.      | Notre Dame (Calif.)             |                    |                      |
| 18                      | Mason Gillis       | F                     | 6-6 | 225                            | Gr.  | TR                        | New Castle, Ind.      | New Castle                      | Purdue             |                      |
| 8                       | Darren Harris      | G/F                   | 6-6 | 203                            | Fr.  | HS                        | Herndon, Va.          | St. Paul VI                     |                    |                      |
| 55                      | Spencer Hubbard    | G                     | 5-8 | 157                            | Gr.  | 3L                        | Los Angeles, Calif.   | Harvard Westlake                |                    |                      |
| 14                      | Sion James         | SEE-on                | G   | 6-6                            | 220  | Gr.                       | Sugar Hill, Ga.       | Lanier                          | Tulane             |                      |
| 7                       | Kon Kneuppel       | kohn kuh-NIP-ull      | G/F | 6-7                            | 217  | Fr.                       | HS                    | Milwaukee, Wis.                 | Wisconsin Lutheran |                      |
| 9                       | Khaman Maluach     | kah-mahn mahl-oo-ahch | C   | 7-2                            | 250  | Fr.                       | HS                    | Rumbek, South Sudan             | NBA Academy Africa |                      |
| 21                      | Patrick Ngongba II | GUNG-buh              | C   | 6-11                           | 250  | Fr.                       | HS                    | Manassas, Va.                   | St. Paul VI        |                      |
| 5                       | Tyrese Proctor     | tie-REECE             | G   | 6-6                            | 183  | Jr.                       | 2L                    | Sydney, Australia               | NBA Global Academy |                      |
| 13                      | Cameron Sheffield  | G/F                   | 6-6 | 204                            | Gr.  | TR                        | Alpharetta, Ga.       | Chattahoochee                   | Rice               |                      |
| On-Court Coaching Staff |                    |                       |     |                                |      |                           |                       |                                 |                    |                      |
| Name                    |                    | Position              |     | Years at Duke                  |      | Years in Current Position |                       | Alma Mater                      |                    |                      |
| Jon Scheyer             |                    | SHY-er                |     | Head Coach                     |      | 12th                      |                       | 3rd                             |                    | Duke '10             |
| Chris Carrawell         |                    |                       |     | Associate Head Coach           |      | 7th                       |                       | 4th                             |                    | Duke '00             |
| Jai Lucas               |                    | "jay"                 |     | Associate Head Coach           |      | 3rd                       |                       | 2nd                             |                    | Texas '11            |
| Emanuel Dildy           |                    |                       |     | Assistant Coach                |      | 2nd                       |                       | 2nd                             |                    | Eastern Illinois '05 |
| Will Avery              |                    |                       |     | Assistant Coach                |      | 2nd                       |                       | 2nd                             |                    | Duke '23             |
| Justin Robinson         |                    |                       |     | Director of Player Development |      | 2nd                       |                       | 2nd                             |                    | Duke '19             |

| ROSTER BREAKDOWNS               |   |
|---------------------------------|---|
| By Class                        |   |
| Graduate Student (4)            | Begovich, Gillis, Hubbard, James  |
| Senior (2)                      | Borden, Sheffield   |
| Junior (2)                      | Brown, Proctor  |
| Sophomore (1)                   | Foster  |
| Freshman (6)                    | Evans, Flagg, Harris, Kneuppel, Maluach, Ngongba  |
| By Height (AVERAGE HEIGHT: 6-7) |   |
| 7-2 (1)                         | Maluach   |
| 7-0 (1)                         | Borden  |
| 6-11 (1)                        | Ngongba   |
| 6-9 (3)                         | Begovich, Brown, Flagg  |
| 6-7 (1)                         | Kneuppel  |
| 6-6 (6)                         | Evans, Gillis, Harris, James, Proctor, Sheffield  |
| 6-5 (1)                         | Foster  |
| 5-8 (1)                         | Hubbard   |
| By State                        |   |
| California (2)                  | Neal Begovich (San Francisco)<br>Spencer Hubbard (Los Angeles)  |
| Georgia (2)                     | Sion James (Sugar Hill)<br>Cameron Sheffield (Alpharetta)   |
| Indiana (1)                     | Mason Gillis (New Castle)   |
| Maine (1)                       | Cooper Flagg (Newport)  |
| North Carolina (2)              | Caleb Foster (Harrisburg)<br>Isaiah Evans (Fayetteville)  |
| Virginia (3)                    | Maliq Brown (Culpeper)<br>Darren Harris (Herndon)<br>Patrick Ngongba II (Manassas)                              |
| Wisconsin (1)                   | Kon Kneuppel (Milwaukee)  |
| International (3)               | Stanley Borden (Istanbul, Turkey)<br>Khaman Maluach (Rumbek, South Sudan)<br>Tyrese Proctor (Sydney, Australia) |

| DUKE QUICK FACTS                     |                                     |
|--------------------------------------|-------------------------------------|
| University                           |                                     |
| Founded                              | 1838 as Trinity College             |
| Enrollment (undergraduate)           | 6,789                               |
| President                            | Dr. Vincent Price (Santa Clara '79) |
| Vice President/Director of Athletics | Nina King (Notre Dame '00)          |
| Basketball History                   |                                     |
| Seasons of Basketball                | 120th in 2024-25                    |
| First Season                         | 1905-06                             |
| NCAA Tournament Appearances          | 46                                  |
| Record                               | 122-41 (.748)                       |
| Last Appearance (Round)              | 2024 (Elite Eight)                  |
| NCAA Final Four Appearances (last)   | 17 (2022)                           |
| National Championships (five)        | 1991, 1992, 2001, 2010, 2015        |
| NIT Appearances (last)               | 4 (1981)                            |
| ACC Championships (last)             | 22 (2023)                           |
| Cameron Indoor Stadium               |                                     |
| Inaugural Game                       | January 6, 1940                     |
| Capacity                             | 9,314                               |
| Consecutive Sellouts                 | 537 (Nov. 26, 1990-present)         |
| Undefeated Seasons (Last)            | 19 (2023)                           |
| Team Information                     |                                     |
| 2023-24 Record                       | 29-7                                |
| Home                                 | 15-3                                |
| Away                                 | 7-4                                 |
| Neutral                              | 5-2                                 |
| ACC Record                           | 15-5                                |
| Home                                 | 8-2                                 |
| Away                                 | 7-3                                 |
| Finish                               | 2nd                                 |
| Tournament                           | Quarterfinals                       |
| AP / USA Today Final Ranking         | 9 / 9                               |
| Starters Returning/Lost              | 1 / 4                               |
| Letterwinners Returning/Lost         | 5 / 10                              |
| Newcomers for 2024-25                | 10                                  |
| Freshmen                             | 6                                   |
| Transfers                            | 4                                   |

| DUKE RECORD BY STARTING LINEUP            |        |
|---|--------|
| James, Proctor, Kneuppel, Flagg, Maluach  | > 15-0 |
| Foster, Proctor, Kneuppel, Flagg, Maluach | 5-2    |
| > Most recent lineup                      |        |

| DUKE BY THE NUMBERS                            |                      |
|--|----------------------|
| Seasons of Men's Basketball                    | 120th in 2024-25     |
| Total Games                                    | 3,251                |
| Duke all-time record                           | 2,320-931 (.713)     |
| Duke all-time ACC record (regular season only) | 731-351 (.676)       |
| Duke record at Cameron Indoor Stadium          | 974-174 (.848)       |
| ACC Championships                              | 22 (last in 2022-23) |
| NCAA Tournament Appearances                    | 46 (last in 2023-24) |
| NIT Postseason Appearances                     | 5 (last in 1980-81)  |
| 20+ Win Seasons                                | 59 (last in 2024-25) |
| 30+ Win Seasons                                | 16 (last in 2021-22) |
| AP Top 10 Finishes                             | 39 (last in 2023-24) |
| AP No. 1 Finishes                              | 8 (last in 2018-19)  |
| Years Ranked No. 1 in the country (AP only)    | 24 (last in 2021-22) |
| Overtime Games                                 | 135 (70-65)          |
| Duke 100-Point Games                           | 197 (191-6)          |
| National Players of the Year                   |                      |
| 13 honors by 11 players (last in 2018-19)      |                      |
| National Defensive Players of the Year         |                      |
| 9 honors by 6 players (last in 2005-06)        |                      |
| National Freshman of the Year                  | 7 (last in 2022-23)  |
| All-American Honors                            | 76 (last in 2023-24) |
| Academic All-American Honors                   | 20 (last in 2015-16) |
| ACC Players of the Year                        | 18 (last in 2019-20) |
| ACC Freshmen of the Year                       | 14 (last in 2022-23) |
| ACC Defensive Players of the Year              | 5 (last in 2021-22)  |

## CURRENT OPPONENT: CLEMSON TIGERS



## Season Stats

#2 Duke (20-2, 12-0 ACC)  
Clemson (18-5, 10-2 ACC)

| PPG  | OPP. PPG | FG%  | 3FG% | FT%  | RPG  | APG  | BPG | SPG | FOUL |
|------|----------|------|------|------|------|------|-----|-----|------|
| 80.5 | 59.8     | .480 | .369 | .768 | 39.0 | 17.0 | 3.8 | 7.0 | 15.6 |
| 77.3 | 67.1     | .462 | .384 | .780 | 35.1 | 14.3 | 3.5 | 7.4 | 15.3 |

## NOTES &amp; CONNECTIONS

- » Clemson is the first team out of the Associated Press top-25, receiving 182 votes in the Feb. 3 poll, while being ranked No. 21 in the USA Today coaches poll.
- » Duke has won eight of the last 10 meetings against Clemson and leads the all-time series 115-33, including a 26-20 advantage in games played at Littlejohn Coliseum.
- » Last season, two free throws by Tyrese Proctor with one second on the clock pushed No. 12 Duke to a 72-71 victory over Clemson at Cameron Indoor Stadium.
- » The Blue Devils' last trip to Clemson (Jan. 14, 2023) resulted in a 72-64 Tigers' triumph.
- » Ian Schieffelin is the second-leading rebounder in the ACC with 9.5 boards per game, good for 20th nationally.
- » Clemson ranks 16th in the nation and second in the ACC with a three-point field goal percentage of 38.4%, sparked by ACC leader Chase Hunter of Clemson, who shoots 43.8%.
- » The Tigers top the conference and rank 35th in the nation in turnover margin (+3.1).

## THE SERIES

| Overall                   | Duke leads, 115-33                   |
|---------------------------|--------------------------------------|
| In Durham, N.C.           | Duke leads, 66-4                     |
| at Cameron Indoor Stadium | Duke leads, 63-4                     |
| In Clemson, S.C.          | Duke leads, 39-25                    |
| at Littlejohn Coliseum    | Duke leads, 26-20                    |
| Neutral Sites             | Duke leads, 10-4                     |
| Last Meeting              | @Duke 72, Clemson 71 (Jan. 27, 2024) |

## ON THIS DATE: FEB. 8

- » Duke has a record of 23-8 on Feb. 8.
- » The Blue Devils have won 10 out of the last 11 on this date.
- » Duke last played on Feb. 8 in 2020, a 98-96 overtime victory over North Carolina in Chapel Hill.
- » On Feb. 8, 2004, Duke defeated Clemson, 81-55, in Durham.
- » Duke owns a 13-4 record in road contests played on this date.

## SERIES FACTS

|                          |  |
|--------------------------|--|
| Overall Streak           | W1                                     |
| Home Streak              | W21                                    |
| Road Streak              | L1                                     |
| Last Home Win            | 72-71 (Jan. 27, 2024)                  |
| Last Road Win            | 82-64 (Feb. 10, 2022)                  |
| Last Neutral Win         | 79-72 (March 8, 2017)                  |
| Last Home Loss           | 70-75 (Jan. 4, 1995)                   |
| Last Road Loss           | 64-72 (Jan. 14, 2023)                  |
| Last Neutral Loss        | 74-78 (March 15, 2008)                 |
| Largest Winning Margin   | 61 (115-54, Dec. 3, 1954)              |
| Largest Losing Margin    | 34 (66-100; Feb. 15, 1975)             |
| Most Points Scored       | 115 (twice; last 115-74; Jan. 7, 2001) |
| Most Points Allowed      | 103 (103-105; Jan. 24, 1987, 01)       |
| Fewest Points Scored     | 31 (31-27; Feb. 27, 1931)              |
| Fewest Points Allowed    | 12 (46-12; Jan. 14, 1925)              |
| High Scoring Game, Duke  | 42, Tate Armstrong (Feb. 25, 1976)     |
| High Scoring Game, Opp.; | 38, Bill Yarborough (March 1, 1957)    |

## NEXT OPPONENT: CALIFORNIA GOLDEN BEARS

Game #24 • Home Game #14 • Wednesday, Feb. 12 • #2 Duke vs. California • 9 p.m. ET • Durham, N.C. • Cameron Indoor Stadium • TV: ACC Network



## Season Stats

#2 Duke (20-2, 12-0 ACC)  
California (12-11, 5-7 ACC)

| PPG  | OPP. PPG | FG%  | 3FG% | FT%  | RPG  | APG  | BPG | SPG | FOUL |
|------|----------|------|------|------|------|------|-----|-----|------|
| 80.5 | 59.8     | .480 | .369 | .768 | 39.0 | 17.0 | 3.8 | 7.0 | 15.6 |
| 75.2 | 75.0     | .424 | .318 | .755 | 37.4 | 10.5 | 3.7 | 5.8 | 16.0 |

## NOTES &amp; CONNECTIONS

- » Duke and California have split the four meetings in the series, since first meeting in December 1982.
- » The Blue Devils have won the last two matchups with the Golden Bears, including in the second round of the 2010 NCAA Tournament during Duke's run to the national title.
- » Cal has won four of its last six contests, and is coming off a 74-62 victory over NC State on Wednesday.
- » Andrej Stojakovic, son of 13-year NBA player and three-time NBA All-Star Peja Stojakovic, leads four Golden Bears averaging double figures in scoring with 18.3 points per game (5th in ACC).
- » Mady Sissoko, a graduate transfer from Michigan State, ranks ninth in the conference with 7.5 rebounds per game, including 2.8 boards on the offensive glass.
- » As a team, Cal tops the ACC in free throws made per game (17.3), which ranks 18th nationally, and offensive rebounds per game (13.4), good for 27th in the country
- » Mark Madsen is in his second season as Cal head coach.

## THE SERIES

| Overall                   | Tied, 2-2   |
|---------------------------|---|
| In Durham, N.C.           | First meeting   |
| at Cameron Indoor Stadium | First meeting   |
| In Berkeley Calif.        | Cal leads, 1-0  |
| at Haas Pavilion          | --  |
| Neutral Sites             | Duke leads, 2-1   |
| Last Meeting              | Duke 87, California 52 (Nov. 21, 2019 - New York, N.Y.) |

## ON THIS DATE: FEB. 12

- » Duke has a record of 21-6 on Feb. 12.
- » The Blue Devils have won seven of their last eight contests on this date since 1977, including three straight wins
- » Duke has won all 11 outings played at home on Feb. 12, including a pair of victories at Card Gymnasium and nine triumphs at Cameron Indoor Stadium.
- » On this date last season, Duke defeated Wake Forest, 77-69, in Durham.

## SERIES FACTS

|                          |                                       |
|--------------------------|---------------------------------------|
| Overall Streak           | W2                                    |
| Home Streak              | --                                    |
| Road Streak              | L1                                    |
| Neutral Streak           | W2                                    |
| Last Home Win            | --                                    |
| Last Road Win            | --                                    |
| Last Neutral Win         | 87-52 (Nov. 21, 2019)                 |
| Last Home Loss           | --                                    |
| Last Road Loss           | 71-76 (Dec. 4, 1982)                  |
| Last Neutral Loss        | 77-82 (March 20, 1993)                |
| Largest Winning Margin   | 35 (87-52, Nov. 21, 2019)             |
| Largest Losing Margin    | 5 (twice; last 77-82; March 20, 1993) |
| Most Points Scored       | 87 (87-52; Nov. 21, 2019)             |
| Most Points Allowed      | 82 (77-82; March 20, 1993)            |
| Fewest Points Scored     | 68 (68-53; March 21, 2010)            |
| Fewest Points Allowed    | 52 (87-52; Nov. 21, 2019)             |
| High Scoring Game, Duke  | 32, Bobby Hurley (March 20, 1993)     |
| High Scoring Game, Opp.; | 28, Lamond Murray (March 20, 1993)    |

## DUKE VERSUS THE ACC

|                             |              | Overall |     |      | Home |     |       | Away |     |       | Neutral |    |       | Unknown Venue |    |       | Cameron Indoor |     |       | ACC Regular Season |    |       | ACC Tournament |      |       | Last 10 |      |  |  |
|-----------------------------|--------------|---------|-----|------|------|-----|-------|------|-----|-------|---------|----|-------|---------------|----|-------|----------------|-----|-------|--------------------|----|-------|----------------|------|-------|---------|------|--|--|
|                             | Membership   | W       | L   | Pct. | W    | L   | Pct.  | W    | L   | Pct.  | W       | L  | Pct.  | W             | L  | Pct.  | W              | L   | Pct.  | W                  | L  | Pct.  | W              | L    | Pct.  | Strk    | 10   |  |  |
| Boston College              | 2005-present | 30      | 3   | .909 | 14   | 0   | 1.000 | 12   | 2   | .857  | 4       | 1  | .800  | -             | -  | -     | 14             | 0   | 1.000 | 23                 | 2  | .920  | 3              | 0    | 1.000 | W10     | 10-0 |  |  |
| California                  | 2024-present | 2       | 2   | .500 | -    | -   | -     | 0    | 1   | .000  | 2       | 1  | .667  | -             | -  | -     | -              | -   | -     | -                  | -  | -     | -              | -    | -     | W2      | 2-2  |  |  |
| Clemson                     | 1953-present | 115     | 33  | .777 | 66   | 4   | .943  | 39   | 25  | .609  | 10      | 4  | .714  | -             | -  | -     | 63             | 4   | .940  | 96                 | 27 | .780  | 7              | 4    | .636  | W1      | 8-2  |  |  |
| Florida State               | 1991-present | 44      | 11  | .800 | 24   | 2   | .923  | 17   | 8   | .680  | 2       | 1  | .667  | 1             | 0  | 1.000 | 24             | 2   | .923  | 40                 | 10 | .800  | 2              | 1    | .667  | W3      | 8-2  |  |  |
| Georgia Tech                | 1979-present | 79      | 25  | .760 | 39   | 5   | .886  | 31   | 17  | .646  | 9       | 3  | .750  | -             | -  | -     | 39             | 5   | .886  | 59                 | 18 | .766  | 7              | 3    | .700  | W2      | 8-2  |  |  |
| Louisville                  | 2014-present | 16      | 9   | .640 | 5    | 3   | .625  | 6    | 4   | .600  | 5       | 2  | .714  | -             | -  | -     | 5              | 3   | .625  | 9                  | 5  | .643  | 2              | 0    | 1.000 | W6      | 7-3  |  |  |
| Miami                       | 2004-present | 27      | 10  | .730 | 13   | 3   | .813  | 10   | 7   | .588  | 4       | 0  | 1.000 | -             | -  | -     | 13             | 3   | .813  | 19                 | 9  | .679  | 4              | 0    | 1.000 | W3      | 7-3  |  |  |
| North Carolina              | 1953-present | 118     | 145 | .449 | 57   | 52  | .523  | 39   | 65  | .375  | 22      | 28 | .400  | -             | -  | -     | 48             | 40  | .545  | 66                 | 77 | .462  | 14             | 9    | .609  | W1      | 4-6  |  |  |
| NC State                    | 1953-present | 153     | 105 | .593 | 68   | 30  | .694  | 49   | 44  | .527  | 23      | 19 | .548  | 13            | 12 | .520  | 55             | 26  | .679  | 78                 | 51 | .605  | 17             | 10   | .630  | W1      | 6-4  |  |  |
| Notre Dame                  | 2013-present | 32      | 8   | .800 | 12   | 2   | .857  | 9    | 4   | .692  | 11      | 2  | .846  | -             | -  | -     | 12             | 2   | .857  | 11                 | 4  | .733  | 2              | 2    | .500  | W5      | 9-1  |  |  |
| Pittsburgh                  | 2013-present | 18      | 9   | .667 | 8    | 4   | .667  | 8    | 4   | .667  | 2       | 1  | .667  | -             | -  | -     | 8              | 3   | .727  | 11                 | 3  | .786  | 1              | 0    | 1.000 | W1      | 8-2  |  |  |
| SMU                         | 2024-present | 4       | 1   | .800 | 1    | 0   | 1.000 | 2    | 0   | 1.000 | 1       | 1  | .500  | -             | -  | -     | 1              | 0   | 1.000 | 1                  | 0  | 1.000 | -              | -    | -     | W2      | 4-1  |  |  |
| Stanford                    | 2024-present | 1       | 2   | .333 | -    | -   | -     | -    | -   | -     | 1       | 2  | .333  | -             | -  | -     | -              | -   | -     | -                  | -  | -     | -              | -    | -     | W1      | 1-2  |  |  |
| Syracuse                    | 2013-present | 17      | 6   | .739 | 6    | 2   | .750  | 6    | 2   | .750  | 5       | 2  | .714  | -             | -  | -     | 6              | 2   | .750  | 12                 | 4  | .750  | 2              | 0    | 1.000 | W10     | 10-0 |  |  |
| Virginia                    | 1953-present | 125     | 54  | .698 | 60   | 11  | .845  | 43   | 36  | .544  | 22      | 6  | .786  | 0             | 1  | .000  | 55             | 10  | .846  | 89                 | 36 | .712  | 16             | 4    | .800  | W2      | 6-4  |  |  |
| Virginia Tech               | 2004-present | 54      | 13  | .806 | 24   | 1   | .960  | 14   | 9   | .609  | 12      | 2  | .857  | 4             | 1  | .800  | 20             | 1   | .952  | 21                 | 8  | .724  | 2              | 1    | .667  | W3      | 7-3  |  |  |
| Wake Forest                 | 1953-present | 181     | 81  | .691 | 82   | 18  | .820  | 53   | 42  | .558  | 33      | 9  | .786  | 13            | 12 | .520  | 67             | 16  | .807  | 92                 | 47 | .662  | 14             | 4    | .778  | W1      | 7-3  |  |  |
| Totals vs. current members  |              | 1,016   | 517 | .663 | 479  | 137 | .778  | 338  | 270 | .556  | 168     | 84 | .667  | 31            | 26 | .544  | 430            | 117 | .786  |                    |    |       |                |      |       |         |      |  |  |
| Maryland                    | 1953-2014    | 114     | 63  | .644 | 56   | 16  | .778  | 41   | 35  | .539  | 16      | 10 | .615  | 1             | 2  | .333  | 54             | 14  | .794  | 79                 | 41 | .658  | 11             | 8    | .579  |         |      |  |  |
| South Carolina              | 1953-1971    | 57      | 20  | .740 | 27   | 5   | .844  | 14   | 11  | .560  | 9       | 3  | .750  | 7             | 1  | .875  | 21             | 4   | .840  | 25                 | 9  | .735  | 6              | 1    | .857  |         |      |  |  |
| Totals vs. all-time members |              |         |     |      |      |     |       |      |     |       |         |    |       |               |    |       |                |     |       | 731                |    |       | 351            | .676 | 110   | 47      | .701 |  |  |

**Last Time Out**

- » No. 2 Duke never trailed en route to an 83-54 victory at Syracuse on Wednesday, Feb. 5.
- » The Blue Devils (20-2, 12-0 ACC) used double-digit scoring performances from five players and scored a season-high 23 points off turnovers to help extend their winning streak to 16 games.
- » **Tyrese Proctor** poured in a game-high 16 points, highlighted by four three-pointers, and was joined in double-figures by **Kon Knueppel** (12), **Cooper Flagg** (11), **Isaiah Evans** (10) and **Sion James** (10), who dished a team-high four dimes.
- » **Maliq Brown** reeled in a game-high eight rebounds, while also tallying six points, four steals, two assists and one block, while leading the team in +/-, finishing the contest at +24 in 22 minutes of play.
- » Duke extended its winning streak to 16 games, the longest active stretch in the country and its longest winning streak since the Blue Devils won 17 consecutive games to begin the 2005-06 season.
- » Duke improved to 7-0 in road games and has won all but one of those games by at least 11 points, with four of those double-digit wins coming by at least 25 points.
- » With the victory, Duke improved to 12-0 in ACC play. The last time a Duke team won its first 12 conference games was during the 2005-06 campaign, when the Blue Devils began the ACC slate with 14 consecutive wins.
- » With the win, Duke earned its 20th win of the season. The Blue Devils have reached the 20-win threshold in each of Scheyer's first three seasons as head coach of the program and for the 28th time in the past 29 seasons (exception 2020-21; COVID).
- » On the defensive end of the floor, Duke held Syracuse to a season-low 54 points. The Blue Devils have now held an opponent to a season low in scoring nine different times this season.
- » Duke limited Syracuse to 54 points and has held all but two unranked teams to less than 65 points this season.
- » Duke only turned the ball over six times, giving the Blue Devils back-to-back games with less than 10 turnovers.
- » The Blue Devils dished 18 assists, ending the game with a 3-to-1 assist/turnover ratio.
- » On defense, Duke forced 14 turnovers, fueled by swiping 12 steals - tied for the most in a game this season by the Blue Devils - resulting in a season-high 23 points off turnovers.

**Duke Among Nation's Top Defenses**

- » Duke is once again one of the top defenses in the country.
- » KenPom ranks the Blue Devils as the second-best defense in the nation with an adjusted defense efficiency rating of 88.3 (as of Feb. 6).
- » This season, Duke ranks fifth in the nation in scoring defense (59.8) and seventh in field goal percentage defense (.377) - both top marks in the ACC.
- » Based on EvanMiya's Defensive Bayesian Performance Rating, Duke has six of the top 14 defenders in the ACC: **Cooper Flagg** (1st), **Maliq Brown** (2nd), **Kon Knueppel** (3rd), **Sion James** (10th), **Khaman Maluach** (11th) and **Tyrese Proctor** (14th). Flagg ranks as the No. 1 defender in the nation with a rating of 4.67.
- » Proctor has limited opposing players to just 22% shooting from the field this season, while Brown is second on the Blue Devils by holding opponents to 26% shooting, based on team data.
- » Brown leads Duke with 103 deflections, an average of 6.1 per game, including eight against North Carolina and nine at Syracuse, while Flagg is second on the team with 64 deflections.
- » Last season, the 2023-24 Blue Devils finished the season 16th in the nation in defense efficiency (95.2), and ranked 28th in the nation in scoring defense, holding opponents to just 66.3 points per game.
- » In 2022-23, **Jon Scheyer's** first season as head coach, Duke finished the season 16th in the nation in defense efficiency (93.9), and ranked 24th in three-point percentage defense (.305), 27th in field goal percentage defense (.406) and 30th in scoring defense (63.6).

**Flagg Collecting Accolades, Making History**

- » Duke freshman **Cooper Flagg**, the No. 1-ranked prospect in the 2024 recruiting class, secured a spot on the 2024-25 Associated Press preseason All-America Team.
- » The 6-9 guard/forward was also announced as the Preseason ACC Rookie of the Year and named to the Preseason All-ACC First Team, as chosen by a select media panel.
- » Flagg collected 18 points, seven rebounds, five assists and three steals in the season-opener against Maine to become the first freshman in Duke history to have at least 10 points, five rebounds, five assists and three steals in their debut.
- » Flagg was the first Duke player in the last 40 years to amass 50+ points, 25+ rebounds and 10+ assists in his first three career games, per ESPN.
- » Flagg was voted as the ACC Men's Basketball Player and Rookie of the Week on Nov. 25, becoming the first player to earn both honors in the same week since Feb. 3, 2020, when Duke's **Vernon Carey, Jr.**, accomplished the same feat.
- » Flagg has posted six double-doubles this season, including four with 20 points or more and two of those against ranked opponents, collecting 26 points and 11 rebounds versus No. 19 Kentucky and 22 points and 11 caroms against No. 2 Auburn.
- » Flagg became the only 17-year-old in NCAA history to register multiple 20-point double-doubles, according to Real Sports.
- » In Duke's four top-25 matchups, Flagg averaged 21.3 points, 8.5 rebounds, 3.0 assists, 1.8 blocks and 1.3 steals per game.
- » After registering a pair of 20-point double-doubles without committing a turnover against No. 2 Auburn and at Louisville, Flagg was declared the Associated Press and Lute Olson National Player of the Week and the ACC Rookie of the Week (Dec. 9).
- » Flagg is just the sixth player in Duke history to score at least 200 points and grab at least 100 rebounds within Duke's first 13 games of the respective season, joining **Jabari Parker** (278 points/104 rebounds in 2013-14), **Marvin Bagley III** (274/142 in 2017-18), **Zion Williamson** (263/123 in 2018-19), **Jahlil Okafor** (253/113 in 2014-15) and **Vernon Carey Jr.** (233/117 in 2019-20).
- » Flagg broke the Duke and ACC freshman single-game scoring records with 42 points versus Notre Dame (Jan. 11), becoming the youngest player in NCAA history to have a 40-point game, according to Real Sports.
- » On Jan. 13, Flagg became the first player in ACC history to sweep the conference weekly awards (player and rookie of the week) three times. He is the fifth player in the history of the league to sweep the conference's weekly awards multiple times in a season, joining four former Blue Devils - **Vernon Carey Jr.** (2019-20), **Zion Williamson** (2018-19), **Marvin Bagley III** (2017-18) and **Jabari Parker** (2013-14), who each did so twice.
- » The freshman achieved a perfect 4.0 grade point average during the fall 2024 semester.
- » Flagg has been voted as the ACC Rookie of the Week nine times (Nov. 18, Nov. 25, Dec. 9, Dec. 23, Jan. 6, Jan. 13, Jan. 20, Jan. 27, Feb. 3) and the ACC Player of the Week four times (Nov. 25, Jan. 6, Jan. 13, Feb. 3).
- » Flagg, who turned 18 years old on Dec. 21, currently leads Duke in points (430), rebounds (172), assists (91), steals (32) and blocked shots (28).
- » Flagg ranks among the ACC's top-10 in four of the five major statistical categories - scoring (3rd), rebounding (8th), assists (7th) and blocks (8th), and ranks 13th in steals.
- » Flagg currently leads the KenPom Player of the Year Standings with a 2.733 rating, ahead of Auburn's Johni Broome (2.346) and Purdue's Braden Smith (1.596).
- » Flagg also tops the EvanMiya's Bayesian Performance Rating, measuring a player's overall value to his team when he is on the floor, with a combined offensive and defensive rating of 10.22, ahead of Auburn's Johni Broome at 10.09. Flagg also ranks as the No. 1 defender in the nation with a rating of 4.67.

**Duke's Three-Point Streak**

- » Duke has connected on at least one 3-pointer in 1,247 straight games, trailing only UNLV for the longest streak nationally.
- » It has been more than 30 years since Duke was held without a three-point field goal -- Dec. 30, 1989, versus Hawai'i.

**The Blue Devils Have Won Nearly 85% of Games at Cameron Indoor Stadium**

- » Duke has posted an all-time record of 974-174 (.848) at Cameron Indoor, that includes a 44-3 (.936) record under head coach **Jon Scheyer**.
- » Duke has won more games at its current home venue than any team in college basketball.
- » Now in its 86th season as the home of the Blue Devils, Duke has averaged 11.1 wins since the venue opened January 6, 1940 -- a 36-27 win over Princeton.

**CONSECUTIVE SEASONS RANKED IN TOP 10 | AP POLL**

| Rk | Team     | No. |
|----|----------|-----|
| 1. | Duke     | 29  |
| 2. | Kansas   | 19  |
| 3. | Kentucky | 15  |

**CONSECUTIVE GAMES WITH A 3-POINT FIELD GOAL | ACTIVE**

| Rk | School               | Games | Next Game         |
|----|----------------------|-------|-------------------|
| 1. | UNLV                 | 1,249 | vs. Wyoming (2/8) |
| 2. | Duke                 | 1,247 | vs. Clemson (2/8) |
| 3. | East Tennessee State | 1,183 | vs. Samford (2/8) |

Through games played on 2/7 based on available data

**MOST WINS AT CURRENT HOME VENUE | NCAA**

| Rk | Team (Venue)                   | W   | L   | Pct. | Opened |
|----|--------------------------------|-----|-----|------|--------|
| 1. | Duke (Cameron Indoor)          | 974 | 174 | .848 | 1940   |
| 2. | Kansas (Allen Fieldhouse)      | 872 | 120 | .879 | 1955   |
| 3. | Penn (The Palestra)            | 870 | 422 | .675 | 1927   |
| 4. | Oklahoma State (Gallagher-Iba) | 865 | 263 | .767 | 1938   |
| 5. | Vanderbilt (Memorial Gym)      | 821 | 264 | .757 | 1952   |
| 6. | UCLA (Pauley Pavilion)         | 809 | 135 | .857 | 1965   |

Through games played on 2/6 based on available data

**DUKE ALL-TIME AT CAMERON INDOOR STADIUM**

|                          | Overall Record | W   | L   | Pct. |
|--------------------------|----------------|-----|-----|------|
| ACC regular-season games | 430            | 111 | 794 |      |
| Non-conference games     | 457            | 41  | 917 |      |
| When ranked in AP Top 25 | 668            | 68  | 907 |      |



**Jon Scheyer Continues to Build on Historic Debut**

- » Former Duke All-American and two-time team captain **Jon Scheyer** made history with his head-coaching debut in 2022-23, when he became just the third coach in ACC history to win the ACC Tournament in their first season and the first to win an ACC title as both a player (2009, 2010) and as a coach (2023).
- » Duke posted 27-9 records in each of Scheyer's first two seasons as head coach.
- » The Blue Devils won the ACC Tournament in 2023, and advanced to the Elite Eight in 2024.
- » In 2023-24, Duke was ranked inside the top-25 for the entirety of the season, concluding at No. 9 in the final Associated Press poll, an upgrade from the Blue Devils' No. 12 final ranking in 2022-23.
- » Scheyer led the 2023-24 team to three victories over opponents ranked in the top-25, with wins over No. 18 Michigan State, No. 10 Baylor and No. 2 Houston, and advanced to the NCAA Tournament as a top-five seed for the second straight season.
- » Among Duke head coaches in their first two seasons, Scheyer posted the most overall wins (54), most conference wins (29) and the most NCAA Tournament wins (4). Scheyer's overall win percentage (.750) through his first two seasons is the best since Eddie Cameron in 1928-30 (.750/30-10), and his conference win percentage (.725) is the best since Harold Bradley in 1950-52 (.743).
- » Scheyer also became Duke's fastest head coach to reach the 50-win milestone, doing so in 65 games, bettering the standard set by Vic Budas, who hit 50 wins in 69 contests from 1959-62.
- » In addition, Scheyer is just the third men's basketball head coach in ACC history to lead his program to a conference tournament title and an NCAA Elite Eight appearance in his first two seasons, joining Bill Guthridge (North Carolina, 1998) and fellow Blue Devils coach, Vic Budas (1960).
- » The Northbrook, Illinois, native has been integral in the recruiting and development of several young Duke stars since joining the staff in 2013-14, and as head coach, has landed the nation's No. 1-ranked recruiting class twice (2022 and 2024) and No. 2-ranked recruiting class (2023).
- » Duke has signed a top-three recruiting class per ESPN in every season since Scheyer joined the staff, including the No. 1 class six times in 11 seasons (2014, 2015, 2017, 2018, 2022, 2024).

**Incoming Freshman Class Ranked No. 1 Nationally -- Duke's 12th Consecutive Top-3 Class**

- » During the early signing period, **Jon Scheyer** announced the addition of four players to Duke's recruiting class of 2025.
- » The top-ranked class would mark the fourth consecutive top-two class for Scheyer, after inking the top class for 2022 and 2024, and the No. 2 group in 2023.
- » During Scheyer's tenure on Duke's coaching staff, the program has signed a top-three class in each of the last 12 seasons.
- » If the Blue Devils go on to complete the 2025 cycle with the top-ranked class, Scheyer will have been involved with recruiting a No. 1 class to Durham for the seventh time in the last 12 years.
- » The four-player class - each with five-star composite rankings and among the nation's top-25 recruits, according to 247Sports - is led by No. 2 overall prospect, **Cameron Boozer**, followed by No. 15 **Shelton Henderson**, No. 19 **Nikolas Khamenia** and No. 21 **Cayden Boozer** (Columbus HS, Miami, Fla.).
- » Cameron Boozer, Cayden Boozer and Khamenia were selected for the 2025 USA Men's Nike Hoop Summit, Saturday, April 12, in Portland, Oregon.

**Duke Adds Three More McDonald's All-Americans**

- » Following the announcement of the 2025 McDonald's All-American Game rosters, Duke has signed 95 McDonald's All-Americans all-time -- the most of any NCAA program.
- » The Blue Devils' most recent selections are **Cameron Boozer**, **Cayden Boozer** and **Nikolas Khamenia**.
- » Duke has added at least one McDonald's All-American in 41 consecutive years.

**The 2024-25 Duke Blue Devils**

- » Duke returns two starters from last season's Elite Eight squad, junior **Tyrese Proctor** and sophomore **Caleb Foster**, while also signing the nation's top-ranked recruiting class and also making four additions through the transfer portal.
- » Duke's six-player freshman class includes five top-25 players in 247Sports' rankings, and consists of five-star prospects **Cooper Flagg** (6-9, G/F, Newport, Maine/Montverde Academy), **Isaiah Evans** (6-6, G/F, Fayetteville, N.C./North Mecklenburg HS), **Kon Knueppel** (6-7, G/F, Milwaukee, Wis./Wisconsin Lutheran HS), **Patrick Ngongba II** (6-11, C, Manassas, Va./Paul VI Catholic) and **Khaman Maluach** (7-2, C, South Sudan, Africa/NBA Academy Africa), and four-star recruit **Darren Harris** (6-6, G/F, Herndon, Va./Paul VI Catholic).
- » In the transfer portal, Duke added four-star transfers **Sion James** (6-6, G, Sugar Hill, Ga./Lanier HS/Tulane), **Maliq Brown** (6-9, F, Culpeper, Va./Blue Ridge HS/Syracuse) and **Mason Gillis** (6-6, F, New Castle, Ind./New Castle HS/Purdue) along with **Cameron Sheffield** (6-6, G/F, Alpharetta, Ga./Chattahoochee HS/Rice).

**Duke's Unique Blend of Youth and Experience**

- » Duke welcomed the No. 1 recruiting class of six freshmen, which includes two of the five youngest Division I men's basketball players with **Cooper Flagg** (12/21/2006) ranking second and **Khaman Maluach** (9/14/2006) fifth.
- » The Blue Devils also boast veteran experience with non-freshmen combining for more than 500 games played (523), 300 starts (324), and 13,000 minutes (13,201) entering the 2024-25 campaign, including **Mason Gillis** with 132 games played and **Sion James** with 107 starts (ranks 11th among Div. I players entering the season).

**KenPom.com Measures Duke as Nation's Tallest Team**

- » Duke ranks No. 1 in KenPom.com's list of tallest teams in the country with an average height of 79.8 inches, better than 6-7 per Blue Devil.
- » The Blue Devils' starting lineup features 6-6 guard **Sion James**, 6-6 guard **Tyrese Proctor**, 6-7 guard/forward **Kon Knueppel**, 6-9 guard/forward **Cooper Flagg** and 7-2 center **Khaman Maluach**, for an average height of 6-8.

**Strength of Schedule Tests and Prepares the Blue Devils**

- » During a six-game stretch (Nov. 12-Dec. 4) before conference action began, Duke played four teams that were ranked in the Associated Press top-25 poll (No. 1 Kansas, No. 2 Auburn, No. 17 Arizona, and No. 19 Kentucky) and were at least a 4-seed in last season's NCAA Tournament.
- » The Blue Devils posted a 2-2 record in those ranked contests with a road win at No. 17 Arizona (Nov. 22) and a home victory over No. 2 Auburn (Dec. 4) in the ACC/SEC Challenge.
- » Duke played three true road games before Christmas for the first time since the 1990-91 season, winning all three contests.

**NBA Season Begins with 24 Blue Devils on Opening Day Rosters**

- » When the NBA season began on Oct. 22, Duke had 24 members of The Brotherhood on opening-day rosters.
- » The list was compiled from the NBA's official opening-day rosters (including two-way and inactive lists) and includes any Blue Devil that played and finished their college basketball careers at Duke.
- » Duke's players are spread across the country at a total of 18 NBA franchises, including a trio of Blue Devils in Phoenix (**Grayson Allen**, **Tyus Jones** and **Mason Plumlee**) and four duos in Charlotte (**Seth Curry** and **Mark Williams**), Dallas (**Kyrie Irving** and **Dereck Lively II**), New Orleans (**Brandon Ingram** and **Zion Williamson**) and Orlando (**Paolo Banchero** and **Wendell Carter Jr.**).
- » Duke's two draftees from the 2023-24 squad, **Jared McCain** (Philadelphia) and **Kyle Filipowski** (Utah), are set to make their NBA debuts this season.
- » **Jayson Tatum**, a forward/guard for the Boston Celtics, is coming off his first NBA championship during the 2023-24 season. Tatum, a five-time All-Star and four-time All-NBA selection, helped lead the Celtics to a league-leading 64 regular-season wins and defeated the Dallas Mavericks in five games in the NBA Finals.

**FASTEST TO 50 WINS BY DUKE COACH**

Head Coach (First Season) - Record

| Jon Scheyer (2022-23)    | (March 2) 50-15 |
|--------------------------|-----------------|
| Vic Budas (1959-60)      | 50-19           |
| Eddie Cameron (1928-29)  | 50-23           |
| Harold Bradley (1950-51) | 50-24           |
| Bucky Waters (1969-70)   | 50-28           |
| Gerry Gerard (1942-43)   | 50-30           |

**DUKE'S ESPN.COM RECRUITING CLASS RANKINGS**

|      |                   |
|------|-------------------|
| 2009 | 9                 |
| 2010 | 6                 |
| 2011 | 2                 |
| 2012 | 12                |
| 2013 | 15                |
| 2014 | >>> 1             |
| 2015 | 1                 |
| 2016 | 2                 |
| 2017 | 1                 |
| 2018 | 1                 |
| 2019 | 2                 |
| 2020 | 2                 |
| 2021 | 3                 |
| 2022 | 1                 |
| 2023 | 2                 |
| 2024 | 1                 |
| 2025 | (early signing) 1 |

&gt;&gt;&gt; Scheyer's first season on staff

**MOST McDONALD'S ALL-AMERICANS SIGNED**

|                   |    |
|-------------------|----|
| 1. Duke           | 95 |
| 2. North Carolina | 77 |
| 3. Kentucky       | 71 |

&gt; through 2025 class (as of Feb. 1)

**BLUE DEVILS IN THE NBA**

Grayson Allen - Phoenix  
 Marvin Bagley III - Washington  
 Paolo Banchero - Orlando  
 R.J. Barrett - Toronto  
 Wendell Carter Jr. - Orlando  
 Seth Curry - Charlotte  
 Kyle Filipowski - Utah  
 Brandon Ingram - New Orleans  
 Kyrie Irving - Dallas  
 Jalen Johnson - Atlanta  
 Tre Jones - San Antonio  
 Tyus Jones - Phoenix  
 Luke Kennard - Memphis  
 Dereck Lively II - Dallas  
 Jared McCain - Philadelphia  
 Wendell Moore Jr. - Detroit  
 Mason Plumlee - Phoenix  
 Cam Reddish - Charlotte  
 D.J. Steward - Chicago  
 Jayson Tatum - Boston  
 Gary Trent Jr. - Milwaukee  
 Dariq Whitehead - Brooklyn  
 Mark Williams - LA Lakers  
 Zion Williamson - New Orleans

## HEAD COACH JON SCHEYER



### BIO

Former Duke All-American and two-time team captain Jon Scheyer is the 20th head coach in Duke University's storied basketball history. He was named to the position on June 4, 2021, succeeding Hall of Fame head coach Mike Krzyzewski.

Scheyer, who enters his third season as head coach in 2024-25, has vast experience on the Duke bench, having served on Krzyzewski's staff since the 2013-14 season. His previous roles with the Blue Devils include special assistant, assistant coach and the previous three years as associate head coach. Scheyer and Duke agreed to a new six-year contract in October of 2023, extending him through the 2028-29 season.

The 35-year-old Scheyer was among the youngest head coaches in Division-I men's basketball, and the youngest at a power conference institution. He was named to *The Athletic's* 40 Under 40 in college sports in 2022, and was previously touted as one of the best assistant coaches in college basketball.

As a player, Scheyer sparked the Blue Devils to two ACC championships and the 2010 NCAA title as a player from 2007-10. In his time on the coaching staff, he has helped Duke compile a 272-80 (.773) record, a national championship (2015), two Final Fours (2015, 2022) and three ACC Tournament crowns (2017, 2019, 2023).

The Northbrook, Illinois, native has been integral in the recruiting and development of several young Duke stars since joining the staff, and landed the nation's No. 1-ranked recruiting class in 2022 and 2024, and No. 2-ranked class for 2023.

Duke has signed a top-three recruiting class per ESPN in every season since Scheyer joined the staff, including the No. 1 class six times in 11 seasons (2014, 2015, 2017, 2018, 2022, 2024).

[CLICK HERE FOR COACH SCHEYER'S FULL BIO](#)

### CAREER RECORD

|  |       |
|--|-------|
| Overall Record                           | 74-20 |
| ACC Record (regular season & tournament) | 44-12 |
| Home                                     | 44-3  |
| Road                                     | 18-10 |
| Neutral                                  | 12-7  |
| vs. AP Top 25                            | 9-9   |

### SCHEYER QUICK FACTS

|                 |   |
|-----------------|---|
| Born            | August 24, 1987                           |
| High School     | Glenbrook North, Northbrook, Illinois     |
| College Career  | Four-year letterman, Duke, 2007-2010      |
| College Degree  | B.A., History, Duke, 2010                 |
| College Honors  | Co-captain, 2009, 2010                    |
|                 | Consensus Second Team All-America, 2010   |
|                 | All-NCAA Final Four Team, 2010            |
|                 | First Team All-ACC, 2010                  |
|                 | NCAA Tournament All-South Region, 2010    |
|                 | ACC Tournament MVP, 2009                  |
|                 | All-Preseason NIT, 2009                   |
|                 | First Team ACC All-Tournament, 2009, 2010 |
| Coaching Career | Special Assistant, Duke, 2013-14          |
|                 | Assistant Coach, Duke, 2014-18            |
|                 | Associate Head Coach, Duke, 2018-22       |
|                 | Head Coach, Duke, 2022-present            |
| Family          | Wife, Marcelle (married May 2017)         |
|                 | Children, Noa (born January 2018)         |
|                 | Jett (born August 2019)                   |
|                 | James (born May 2022)                     |

### SCHEYER BY THE NUMBERS

|             |   |
|-------------|---|
| <b>27.2</b> | Average number of wins per season while at Duke         |
| <b>.783</b> | Career winning percentage as coach and player           |
| <b>11</b>   | Top-3 recruiting classes in 11 years on staff           |
| <b>5</b>    | ACC Tournament titles (2009, 2010, 2017, 2019, 2023)    |
| <b>2</b>    | National Championships (2010, 2015)                     |
| <b>28</b>   | All-ACC selections coached (12 First Team picks)        |
| <b>12</b>   | All-Americans coached (5 consensus First Team picks)    |
| <b>15</b>   | Major ACC award winners coached (4 Players of the Year) |
| <b>30</b>   | NBA Draft picks coached (2 overall No. 1 picks)         |

"I've said many times that Jon Scheyer is one of the smartest coaches in the country. He showed that repeatedly as a member of our staff the past eight seasons. He is ready for this amazing opportunity and clearly recognizes the significance of the position in which he finds himself. He understands the unique culture of Duke Basketball and he and his staff will carry it forward in an ever-changing college athletics environment. Jon is a rising star in the profession and Duke could not be in better hands moving forward." -- MIKE KRZYZEWSKI

### JON SCHEYER YEAR-BY-YEAR AT DUKE

| Playing Career                 | Overall              | ACC                  | ACC Tournament        | NCAA Tournament        |
|--------------------------------|----------------------|----------------------|-----------------------|------------------------|
| 2006-07 Freshman Guard         | 22-11                | 8-8 (T6th)           | First Rd (0-1)        | NCAA First Rd (0-1)    |
| 2007-08 Sophomore Guard        | 28-6                 | 13-3 (2nd)           | Semifinals (1-1)      | NCAA Second Rd (1-1)   |
| 2008-09 Junior Guard           | 30-7                 | 11-5 (T2nd)          | Champion (3-0)        | NCAA Sweet 16 (2-1)    |
| 2009-10 Senior Guard           | 35-5                 | 13-3 (T1st)          | Champion (3-0)        | NCAA Champion (6-0)    |
| <b>Career</b>                  | <b>115-29 (.799)</b> | <b>45-19 (.703)</b>  | <b>7-2 (.778)</b>     | <b>9-3 (.750)</b>      |
| Coaching Career                | Overall              | ACC                  | ACC Tournament        | NCAA Tournament        |
| 2013-14 Special Assistant      | 26-9                 | 13-5 (3rd)           | Finals (2-1)          | NCAA First Rd (0-1)    |
| 2014-15 Assistant Coach        | 35-4                 | 15-3 (2nd)           | Semifinals (1-1)      | NCAA Champion (6-0)    |
| 2015-16 Assistant Coach        | 25-11                | 11-7 (T5th)          | Quarterfinals (1-1)   | NCAA Sweet 16 (2-1)    |
| 2016-17 Assistant Coach        | 28-9                 | 11-7 (T5th)          | Champion (4-0)        | NCAA Second Rd (1-1)   |
| 2017-18 Assistant Coach        | 29-8                 | 13-5 (2nd)           | Semifinals (1-1)      | NCAA Elite Eight (3-1) |
| 2018-19 Associate Head Coach   | 32-6                 | 14-4 (3rd)           | Champion (3-0)        | NCAA Elite Eight (3-1) |
| 2019-20 Associate Head Coach   | 25-6                 | 15-5 (4th)           | Quarterfinals (0-0)*  | --*                    |
| 2020-21 Associate Head Coach   | 13-11                | 9-9 (10th)           | Quarterfinals (2-0)** | --                     |
| 2021-22 Associate Head Coach   | 32-7                 | 16-4 (1st)           | Finals (2-1)          | NCAA Semifinals (4-1)  |
| 2022-23 Head Coach             | 27-9                 | 14-6 (4th)           | Champion (3-0)        | NCAA Second Rd (1-1)   |
| 2023-24 Head Coach             | 27-9                 | 15-5 (2nd)           | Quarterfinals (0-1)   | NCAA Elite Eight (3-1) |
| 2024-25 Head Coach             | 20-2                 | 12-0                 | --                    | --                     |
| <b>Head Coach Totals</b>       | <b>74-20 (.787)</b>  | <b>41-11 (.788)</b>  | <b>3-1 (.750)</b>     | <b>4-2 (.667)</b>      |
| <b>Overall Coaching Totals</b> | <b>319-91 (.778)</b> | <b>158-60 (.725)</b> | <b>19-6 (.760)</b>    | <b>23-8 (.742)</b>     |

\* Postseason canceled by COVID-19 pandemic; \*\* Season ended by Duke's COVID protocols

### SCHEYER'S DUKE CAREER STATS

|              | GP-GS          | Min          | FG               | Pct         | 3FG            | Pct         | FT             | Pct         | Reb        | Avg        | PF         | Ast        | Turn       | Blk       | Stl        | Pts          | Avg         |
|--------------|----------------|--------------|------------------|-------------|----------------|-------------|----------------|-------------|------------|------------|------------|------------|------------|-----------|------------|--------------|-------------|
| 2006-07      | 33-32          | 1,112        | 113-284          | .398        | 61-167         | .365        | 115-136        | .846        | 110        | 3.3        | 57         | 61         | 52         | 5         | 39         | 402          | 12.2        |
| 2007-08      | 34-1           | 963          | 115-259          | .444        | 47-121         | .388        | 120-135        | .889        | 134        | 3.9        | 56         | 83         | 37         | 9         | 46         | 397          | 11.7        |
| 2008-09      | 37-35          | 1,214        | 146-368          | .397        | 79-205         | .385        | 179-214        | .836        | 134        | 3.6        | 62         | 102        | 57         | 6         | 58         | 550          | 14.9        |
| 2009-10      | 40-40          | 1,470        | 212-531          | .399        | 110-287        | .383        | 194-221        | .878        | 144        | 3.6        | 54         | 194        | 65         | 10        | 65         | 728          | 18.2        |
| <b>Total</b> | <b>144-108</b> | <b>4,759</b> | <b>586-1,442</b> | <b>.406</b> | <b>297-780</b> | <b>.381</b> | <b>608-706</b> | <b>.861</b> | <b>522</b> | <b>3.6</b> | <b>229</b> | <b>440</b> | <b>211</b> | <b>30</b> | <b>208</b> | <b>2,077</b> | <b>14.4</b> |

## 2023-24 IN REVIEW

### SEASON SUMMARY

- » The 119th season of Duke Basketball netted the program's 46th appearance in the NCAA Tournament and 24th trip to the Elite Eight, the third-most by any team.
- » Head coach **Jon Scheyer** led Duke into the tournament for the second straight season and steered the Blue Devils to a top-five seed in each of his first two campaigns.
- » Duke was ranked inside the top-25 for the entirety of the 2023-24 season, concluding at No. 9 in the final Associated Press poll - the 40th time Duke has finished in the top-10.
- » The Blue Devils concluded the 2023-24 campaign with a 27-9 record for the second consecutive year and placed second in the ACC standings with a 15-5 league mark.
- » Duke defeated three teams ranked in the top-25, with wins over No. 18 Michigan State, No. 10 Baylor and No. 2 Houston.
- » Duke finished the season as the only team positioned in the top four of ACC statistical leaders in both scoring offense and scoring defense. The Blue Devils ranked second in both scoring offense (78.6) and scoring defense (66.3).
- » The Blue Devils held 31 of their 36 opponents below their respective scoring average.
- » Duke out-rebounded opponents 25 times this season for a 22-3 record when winning the battle on the boards.
- » In their three NCAA Tournament triumphs, the Blue Devils held the opposition to an average of 51.0 points per contest.
- » Duke's 54-51 win over Houston in the NCAA Tournament regional semifinal was the Blue Devils' first win over a No. 1-seed since defeating Wisconsin, 68-63, in the national championship game on April 6, 2015, in Indianapolis.
- » With the win over Houston - ranked No. 2 in the AP poll at the time - Duke secured its first win over a top-5 team since defeating No. 1 Gonzaga, 84-81, on Nov. 26, 2021, in Las Vegas.
- » A trio of Blue Devils, sophomore center **Kyle Filipowski**, senior guard **Jeremy Roach** and freshman guard **Jared McCain**, captured ACC postseason accolades, with Filipowski on the All-ACC First Team, Roach on the All-ACC Third Team, and McCain with All-ACC Team Honorable Mention and a member of the ACC All-Rookie Team.
- » Filipowski became a consensus Second Team All-American, with citations from the Associated Press (AP), U.S. Basketball Writers Association (USBWA) and National Association of Basketball Coaches (NABC). The sophomore was the only underclassman on each of the three, 15-player, All-America teams.
- » Filipowski and McCain were named to the NCAA South Regional All-Tournament Team. Filipowski averaged 11.0 points, 8.8 rebounds, 2.8 assists, 1.3 steals and 1.0 block per game, while McCain posted 21.0 points, 5.8 boards and 2.3 assists per NCAA postseason outing.
- » During the 2023-24 season, both Roach and Filipowski eclipsed the 1,000-point career milestone. At season's end, Roach ranks 32nd on Duke's career scoring list with 1,469 points, while Filipowski is positioned 55th with 1,134 points.
- » Among ACC leaders, Filipowski ranked 11th in scoring (16.4 ppg), sixth in rebounding (8.3 rpg), fourth in blocked shots (1.5 bpg) and seventh in field goal percentage (.505).
- » **Tyrese Proctor** ranked 25th nationally in assist/turnover ratio (2.95), and distributed 45 assists with just 12 turnovers in his last 11 outings.
- » In the 2024 NBA Draft, McCain was selected in the first round by the Philadelphia 76ers with the 16th overall pick, while Filipowski went to the Utah Jazz in the second round with the 32nd overall pick.

| CURRENT STREAKS                                  |              |                |        |
|--|--------------|----------------|--------|
| Overall  |              |                | Won 16 |
| Unranked teams anywhere                          |              |                | Won 19 |
| Ranked teams anywhere                            |              |                | Won 1  |
| Home   |              |                | Won 13 |
| Home ACC   |              |                | Won 6  |
| Home non-conference                              |              |                | Won 13 |
| Home unranked non-conference                     |              |                | Won 31 |
| Home ranked teams                                |              |                | Won 1  |
| Home unranked teams                              |              |                | Won 17 |
| Road   |              |                | Won 8  |
| Road ACC   |              |                | Won 7  |
| Road ranked teams                                |              |                | Won 1  |
| Road unranked teams                              |              |                | Won 7  |
| Neutral  |              |                | Lost 3 |
| Neutral ranked teams                             |              |                | Lost 2 |
| Neutral unranked teams                           |              |                | Lost 1 |
|  |              |                |        |
| Consecutive Made Free Throws                     | Career Long* | Season Long    | Active |
| Kon Kneuppel                                     | 22           | 22             | 9      |
| Sion James                                       | 11           | 11             | 9      |
| Khaman Maluach                                   | 12           | 12             | 7      |
| Cooper Flagg                                     | 15           | 15             | 5      |
| Mason Gillis                                     | 5            | 5              | 5      |
| Isaiah Evans                                     | 4            | 4              | 5      |
| Caleb Foster                                     | 10           | 5              | 3      |
| Tyrese Proctor                                   | 17           | 10             | 2      |
| Patrick Ngongba                                  | 2            | 2              | 2      |
| Neal Begovich                                    | 2            | --             | 2      |
| Maliq Brown                                      | 2            | 2              | --     |
| Darren Harris                                    | 3            | 3              | --     |
| Spencer Hubbard                                  | 1            | --             | --     |
| *Duke career only                                |              |                |        |
|  |              |                |        |
| Consecutive Games Played with 3-Point Field Goal | Career Long  | Season Long    | Active |
| Cooper Flagg                                     | 12           | 12             | 12     |
| Kon Kneuppel                                     | 6            | 6              | 4      |
| Tyrese Proctor                                   | 16           | 16             | 2      |
| Isaiah Evans                                     | 4            | 4              | 2      |
| Sion James                                       | > 7          | 3              | 2      |
| Mason Gillis                                     | > 7          | 3              | 1      |
| Caleb Foster                                     | 6            | 6              | --     |
| Darren Harris                                    | 2            | 2              | --     |
| Maliq Brown                                      | > 2          | 1              | --     |
| Spencer Hubbard                                  | 1            | 1              | --     |
| Khaman Maluach                                   | 1            | 1              | --     |
| Cameron Sheffield                                | > 8          | --             | --     |
| > includes previous school                       |              |                |        |
|  |              |                |        |
| Games Played                                     | 2024-25      | Career         |        |
| Sion James                                       | 22 (20-2)    | > 136 (78-58)  |        |
| Tyrese Proctor                                   | 22 (20-2)    | 91 (71-20)     |        |
| Caleb Foster                                     | 22 (20-2)    | 49 (41-8)      |        |
| Cooper Flagg                                     | 22 (20-2)    | 22 (20-2)      |        |
| Khaman Maluach                                   | 22 (20-2)    | 22 (20-2)      |        |
| Kon Kneuppel                                     | 22 (20-2)    | 22 (20-2)      |        |
| Mason Gillis                                     | 21 (19-2)    | > 153 (122-31) |        |
| Isaiah Evans                                     | 19 (19-0)    | 19 (19-0)      |        |
| Maliq Brown                                      | 17 (15-2)    | > 78 (50-28)   |        |
| Patrick Ngongba                                  | 13 (13-0)    | 13 (13-0)      |        |
| Darren Harris                                    | 12 (12-0)    | 12 (12-0)      |        |
| Cameron Sheffield                                | 6 (6-0)      | > 101 (56-45)  |        |
| Spencer Hubbard                                  | 6 (6-0)      | 22 (22-0)      |        |
| Neal Begovich                                    | 5 (5-0)      | > 28 (24-4)    |        |
| Stanley Borden                                   | --           | 2 (2-0)        |        |
| > includes previous school                       |              |                |        |
| Record in such games in ( )                      |              |                |        |
|  |              |                |        |
| Starts   | Consecutive  | Career         |        |
| Tyrese Proctor                                   | 31           | 81 (63-18)     |        |
| Cooper Flagg                                     | 22           | 22 (20-2)      |        |
| Kon Kneuppel                                     | 22           | 22 (20-2)      |        |
| Khaman Maluach                                   | 22           | 22 (20-2)      |        |
| Sion James                                       | 15           | > 122 (70-52)  |        |
| Mason Gillis                                     | --           | > 63 (47-16)   |        |
| Cameron Sheffield                                | --           | > 55 (28-27)   |        |
| Maliq Brown                                      | --           | > 25 (13-12)   |        |
| Caleb Foster                                     | --           | 22 (18-4)      |        |
| > includes previous school                       |              |                |        |
| Record in such games in ( )                      |              |                |        |

| SEASON / CAREER TOTALS          |                   |                  |
|---------------------------------|-------------------|------------------|
| Double Figure Scoring Games     |                   |                  |
| Cooper Flagg                    | 2024-25 19 (17-2) | Career 19 (17-2) |
| Kon Kneuppel                    | 18 (16-2)         | 18 (16-2)        |
| Tyrese Proctor                  | 15 (13-2)         | 52 (41-11)       |
| Sion James                      | 9 (8-1)           | > 60 (35-25)     |
| Khaman Maluach                  | 8 (7-1)           | 8 (7-1)          |
| Isaiah Evans                    | 5 (5-0)           | 5 (5-0)          |
| Caleb Foster                    | 4 (4-0)           | 12 (10-2)        |
| Mason Gillis                    | 4 (4-0)           | > 32 (28-4)      |
| Maliq Brown                     | --                | > 25 (18-7)      |
| Cameron Sheffield               | --                | > 17 (8-9)       |
| 20+ Point Games                 |                   |                  |
| Cooper Flagg                    | 12 (11-1)         | 12 (11-1)        |
| Kon Kneuppel                    | 3 (3-0)           | 3 (3-0)          |
| Tyrese Proctor                  | 1 (1-0)           | 3 (3-0)          |
| Sion James                      | --                | > 7 (5-2)        |
| Mason Gillis                    | --                | > 2 (2-0)        |
| Maliq Brown                     | --                | > 1 (0-1)        |
| 30+ Point Games                 |                   |                  |
| Cooper Flagg                    | 1 (1-0)           | 1 (1-0)          |
| Sion James                      | --                | > 1 (1-0)        |
| 40+ Point Games                 |                   |                  |
| Cooper Flagg                    | 1 (1-0)           | 1 (1-0)          |
| 10+ Rebound Games               |                   |                  |
| Cooper Flagg                    | 6 (5-1)           | 6 (5-1)          |
| Khaman Maluach                  | 3 (3-0)           | 3 (3-0)          |
| Maliq Brown                     | 1 (1-0)           | > 9 (6-3)        |
| Sion James                      | 1 (1-0)           | > 2 (1-1)        |
| Cameron Sheffield               | --                | > 7 (4-3)        |
| Mason Gillis                    | --                | > 2 (2-0)        |
| Tyrese Proctor                  | --                | 1 (1-0)          |
| Double-Doubles                  |                   |                  |
| Cooper Flagg                    | 6 (5-1)           | 6 (5-1)          |
| Khaman Maluach                  | 3 (3-0)           | 3 (3-0)          |
| Sion James                      | 1 (1-0)           | > 2 (1-1)        |
| Maliq Brown                     | --                | > 6 (4-2)        |
| Tyrese Proctor                  | --                | 2 (2-0)          |
| Cameron Sheffield               | --                | > 1 (1-0)        |
| 20-10 Games                     |                   |                  |
| Cooper Flagg                    | 4 (3-1)           | 4 (3-1)          |
| Sion James                      | --                | > 1 (0-1)        |
| 3+ Steal Games                  |                   |                  |
| Cooper Flagg                    | 6 (6-0)           | 6 (6-0)          |
| Maliq Brown                     | 5 (4-1)           | > 16 (13-3)      |
| Sion James                      | 3 (3-0)           | > 29 (17-12)     |
| Mason Gillis                    | 1 (1-0)           | > 2 (2-0)        |
| Kon Kneuppel                    | 1 (1-0)           | 1 (1-0)          |
| Tyrese Proctor                  | --                | 1 (1-0)          |
| Caleb Foster                    | --                | 1 (0-1)          |
| 3+ Three-Point Field Goal Games |                   |                  |
| Kon Kneuppel                    | 10 (10-0)         | 10 (10-0)        |
| Tyrese Proctor                  | 9 (8-1)           | 23 (21-2)        |
| Isaiah Evans                    | 5 (5-0)           | 5 (5-0)          |
| Mason Gillis                    | 2 (2-0)           | > 14 (10-4)      |
| Cooper Flagg                    | 2 (2-0)           | 2 (2-0)          |
| Caleb Foster                    | 1 (1-0)           | 4 (3-1)          |
| Isaiah Evans                    | 1 (1-0)           | 1 (1-0)          |
| Sion James                      | --                | > 10 (6-4)       |
| Cameron Sheffield               | --                | > 7 (4-3)        |
| Scoring Leaders                 |                   |                  |
| Cooper Flagg                    | 12                | 12 (11-1)        |
| Kon Kneuppel                    | 5                 | 5 (5-0)          |
| Tyrese Proctor                  | 4                 | 9 (6-3)          |
| Khaman Maluach                  | 1                 | 1 (1-0)          |
| Caleb Foster                    | --                | 2 (2-0)          |
| Rebounding Leaders              |                   |                  |
| Cooper Flagg                    | 12                | 12 (11-1)        |
| Khaman Maluach                  | 6                 | 6 (6-0)          |
| Sion James                      | 3                 | 3 (3-0)          |
| Maliq Brown                     | 3                 | 3 (3-0)          |
| Tyrese Proctor                  | 2                 | 5 (3-2)          |
| Kon Kneuppel                    | 2                 | 2 (2-0)          |
| Caleb Foster                    | --                | 1 (0-1)          |
| Assist Leaders                  |                   |                  |
| Cooper Flagg                    | 12                | 12 (12-0)        |
| Sion James                      | 5                 | 5 (5-0)          |
| Kon Kneuppel                    | 3                 | 3 (2-1)          |
| Tyrese Proctor                  | 2                 | 36 (28-8)        |
| Caleb Foster                    | 1                 | 5 (4-1)          |
| Mason Gillis                    | 1                 | 1 (1-0)          |
| Record in such games in ( )     |                   |                  |
| > includes previous school      |                   |                  |

| HONORS & AWARDS   |  |
|---|--|
| Tyrese Proctor  |  |
| Wooden Award -- Preseason Top 50 Watch List   |  |
| Bob Cousy Point Guard of the Year -- Preseason Watch List   |  |
| Caleb Foster  |  |
| Jerry West Shooting Guard of the Year -- Preseason Watch List   |  |
| Cooper Flagg  |  |
| Preseason ACC Rookie of the Year  |  |
| Preseason First Team All-ACC  |  |
| Preseason First Team All-America (Associated Press)   |  |
| Preseason First Team All-America (The Sporting News)  |  |
| Preseason Newcomer of the Year (Blue Ribbon)  |  |
| Preseason Second Team All-America (Blue Ribbon)   |  |
| Naismith Trophy -- Preseason Watch List   |  |
| Wooden Award -- Preseason Top 50 Watch List   |  |
| Wooden Award -- Midseason Top 25 Watch List   |  |
| Julius Erving Small Forward of the Year -- Preseason Watch List                                       |  |
| NABC Division I Player of the Year -- Preseason Watch List  |  |
| Oscar Robertson Trophy (USBWA) -- Midseason Watch List  |  |
| Lute Olson Award (College Insider) -- Midseason Honoree   |  |
| Julius Erving Small Forward of the Year -- Top 10 Watch List  |  |
| Naismith Defensive Player of the Year -- Top 15 Watch List  |  |
| The Sporting News Midseason All-America First Team  |  |
| Associated Press National Player of the Week (Dec. 9, Jan. 13)  |  |
| Lute Olson National Player of the Week (Dec. 9, Jan. 13)  |  |
| USBWA Oscar Robertson National Player of the Week (Jan. 7, Jan. 14)                                   |  |
| Naismith Trophy National Player of the Week (Jan. 13)   |  |
| ACC Player of the Week (Nov. 25, Jan. 6, Jan. 13, Feb. 3)   |  |
| ACC Rookie of the Week (Nov. 18, Nov. 25, Dec. 9, Dec. 23, Jan. 6, Jan. 13, Jan. 20, Jan. 27, Feb. 3) |  |
| Kon Kneuppel  |  |
| Jerry West Shooting Guard of the Year -- Preseason Watch List   |  |
| Naismith Trophy -- Preseason Watch List   |  |
| Oscar Robertson Trophy (USBWA) -- Midseason Watch List  |  |
| ACC Rookie of the Week (Nov. 11)  |  |
| Khaman Maluach  |  |
| Kareem Abdul-Jabbar Center of the Year -- Preseason Watch List  |  |

| CAREER DOUBLE-DOUBLES (BY DATE)                  |          |               |     |         |
|--|----------|---------------|-----|---------|
| Player (No.)                                     | Date     | Opponent      | Pts | R/A/B/S |
| Tyrese Proctor (1)                               | 11/18/22 | Delaware      | 13  | 10      |
| @Cameron Sheffield (1)                           | 12/31/22 | UTEP          | 11  | 16      |
| @Maliq Brown (1)                                 | 1/11/23  | Virginia Tech | 11  | 12      |
| Tyrese Proctor (2)                               | 3/10/23  | Pitt          | 11  | 10-a    |
| @Maliq Brown (2)                                 | 12/21/23 | Niagara       | 15  | 10      |
| @Maliq Brown (3)                                 | 1/20/24  | Miami (FL)    | 10  | 11      |
| @Maliq Brown (4)                                 | 3/2/24   | Louisville    | 10  | 10      |
| @Maliq Brown (5)                                 | 3/5/24   | Clemson       | 12  | 11      |
| @Maliq Brown (6)                                 | 3/13/24  | NC State      | 11  | 12      |
| @Sion James (1)                                  | 3/14/24  | North Texas   | 28  | 10      |
| Cooper Flagg (1)                                 | 11/8/24  | Army          | 13  | 11      |
| Khaman Maluach (1)                               | 11/8/24  | Army          | 11  | 14      |
| Cooper Flagg (2)                                 | 11/12/24 | Kentucky      | 26  | 11      |
| Cooper Flagg (3)                                 | 12/4/24  | Auburn        | 22  | 11      |
| Cooper Flagg (4)                                 | 12/8/24  | Louisville    | 20  | 12      |
| Sion James (2)                                   | 12/31/24 | Virginia Tech | 10  | 11      |
| Cooper Flagg (5)                                 | 1/4/25   | SMU           | 24  | 11      |
| Cooper Flagg (6)                                 | 1/7/25   | Pitt          | 19  | 10      |
| Khaman Maluach (2)                               | 1/11/25  | Notre Dame    | 19  | 10      |
| Khaman Maluach (3)                               | 1/14/25  | Miami         | 12  | 15      |
| bold - this season                               |          |               |     |         |
| @ while playing at prior school                  |          |               |     |         |
| Double-doubles are points-rebounds, unless noted |          |               |     |         |

DUKE IN THE ASSOCIATED PRESS POLL

DUKE'S AP POLL HISTORY

|   |                  |
|---|------------------|
| Total Polls Ranked  | 907 (70%)        |
| Top 10 Rankings   | 743 (57%)        |
| Top 5 Rankings  | 443 (34%)        |
| No. 1 Rankings  | 145 (12%)        |
| Longest Consecutive Polls Ranked  | 200 <sup>1</sup> |
| Current Streak  | 37               |
| <sup>1</sup> - Duke was ranked in 200 consecutive polls from 1997-2007, the third-longest streak in college basketball history. |                  |
| YEARS RANKED  |                  |
| Total Years   | 64               |
| Consecutive Years   | 42               |
| Current Streak  | 42               |
| FINAL POLL  |                  |
| Total Polls   | 52 (68%)         |
| Top 10  | 40 (53%)         |
| Top 5   | 17 (23%)         |
| High Rank   | 1 (eight times)  |
| NO. 1 RANKING   |                  |
| Total Weeks   | 145              |
| Most No. 1 Weeks in Succession  | 18 (1992)        |

DUKE IN THE POLLS

| Date      | AP | Coaches |
|-----------|----|---------|
| Preseason | 7  | 5       |
| Week 2    | 6  | 6       |
| Week 3    | 12 | 10      |
| Week 4    | 11 | 10      |
| Week 5    | 9  | 9       |
| Week 6    | 4  | 6       |
| Week 7    | 5  | 5       |
| Week 8    | 4  | 4       |
| Week 9    | 4  | 4       |
| Week 10   | 4  | 4       |
| Week 11   | 3  | 3       |
| Week 12   | 2  | 2       |
| Week 13   | 2  | 2       |
| Week 14   | 2  | 2       |
| Week 15   |    |         |
| Week 16   |    |         |
| Week 17   |    |         |
| Week 18   |    |         |
| Week 19   |    |         |
| Week 20   |    |         |
| Final     |    |         |

DUKE IN TOP 10 / TOP 25 CHARTS

|  |                        |
|--|------------------------|
| CONSECUTIVE WEEKS IN AP TOP 25 RANKINGS   ALL-TIME       |                        |
| 1. Kansas  | 231 (2009-20)          |
| 2. UCLA  | 221 (1967-80)          |
| 3. Duke  | 200 (1997-07)          |
| 4. North Carolina  | 172 (1991-00)          |
| 5. North Carolina  | 171 (1973-83)          |
| 6. Duke  | 167 (2008-16)          |
| 7. Marquette   | 166 (1970-80)          |
| 8. Kentucky  | 164 (1991-00)          |
| 9. Kansas  | 145 (1991-99)          |
| 10. Duke   | 143 (1987-95)          |
| » The Blue Devils have been in 524 of the last 544 polls |                        |
| CONSECUTIVE AP TOP-10 RANKINGS   ACC                     |                        |
| 1. Duke  | 122 (11/26/07-1/6/14)  |
| 2. Duke  | 75 (12/26/61-12/6/66)  |
| 3. Duke  | 69 (1/22/91-12/26/94)  |
| 4. Maryland  | 68 (11/25/72-3/2/76)   |
| 5. Duke  | 67 (12/20/99-3/3/03)   |
| CONSECUTIVE AP TOP-10 RANKINGS   NCAA                    |                        |
| 1. UCLA  | 155 (11/15/66-1/20/76) |
| 2. Duke  | 122 (11/26/07-1/6/14)  |
| 3. Kentucky  | 91 (3/14/94-2/15/99)   |
| 4. Gonzaga   | 84 (2/12/18-11/28/22)  |
| 5. Kansas  | 76 (11/21/94-12/7/98)  |
| 6. Duke  | 75 (12/26/61-12/6/66)  |
| 7. Duke  | 69 (1/22/91-12/26/94)  |
| 8. Maryland  | 68 (11/25/72-3/2/76)   |
| 9. Duke  | 67 (12/20/99-3/3/03)   |
| 10. Marquette  | 66 (2/17/70-2/26/74)   |
| All charts through Feb. 3, 2025                          |                        |

TOP 25 FACTS & RECORDS

| Rank   | Total Weeks Ranked | Last Time  | Games | Record as Rank | Pct.  | Record vs. Rank | Pct. |
|--------|--------------------|------------|-------|----------------|-------|-----------------|------|
| No. 1  | 145                | 11/29/2021 | 284   | 243-41         | .856  | 10-22           | .313 |
| No. 2  | 93                 | 2/3/2025   | 170   | 146-24         | .859  | 20-28           | .417 |
| No. 3  | 77                 | 1/13/2025  | 150   | 123-27         | .820  | 17-24           | .415 |
| No. 4  | 63                 | 1/6/2025   | 117   | 99-18          | .846  | 13-20           | .394 |
| No. 5  | 65                 | 12/16/2024 | 133   | 102-31         | .767  | 12-22           | .353 |
| No. 6  | 74                 | 11/11/2024 | 157   | 123-35         | .778  | 18-11           | .621 |
| No. 7  | 71                 | 10/14/2024 | 141   | 105-36         | .745  | 18-17           | .514 |
| No. 8  | 60                 | 2/19/2024  | 105   | 85-20          | .810  | 12-22           | .353 |
| No. 9  | 52                 | 12/2/2024  | 104   | 82-22          | .788  | 15-16           | .484 |
| No. 10 | 44                 | 2/26/2024  | 60    | 44-16          | .733  | 13-7            | .650 |
| No. 11 | 21                 | 11/25/2024 | 36    | 25-11          | .694  | 17-14           | .548 |
| No. 12 | 20                 | 11/18/2024 | 35    | 28-7           | .800  | 15-7            | .682 |
| No. 13 | 16                 | 3/18/2024  | 36    | 31-5           | .861  | 19-10           | .655 |
| No. 14 | 17                 | 1/1/2024   | 34    | 26-8           | .765  | 20-8            | .714 |
| No. 15 | 14                 | 12/5/2022  | 28    | 22-6           | .786  | 14-9            | .609 |
| No. 16 | 14                 | 12/25/2023 | 24    | 13-11          | .542  | 11-6            | .647 |
| No. 17 | 19                 | 12/26/2022 | 34    | 22-12          | .647  | 15-10           | .600 |
| No. 18 | 11                 | 2/6/2017   | 21    | 14-7           | .667  | 11-10           | .524 |
| No. 19 | 11                 | 1/11/2021  | 19    | 9-10           | .474  | 13-8            | .619 |
| No. 20 | 9                  | 12/28/2020 | 12    | 10-2           | .833  | 11-13           | .458 |
| No. 21 | 8                  | 12/18/2023 | 13    | 12-1           | .923  | 8-2             | .800 |
| No. 22 | 1                  | 12/4/2023  | 1     | 1-0            | 1.000 | 7-3             | .700 |
| No. 23 | 1                  | 1/13/2014  | 2     | 2-0            | 1.000 | 9-2             | .818 |
| No. 24 | 2                  | 1/9/2023   | 3     | 1-2            | .333  | 8-3             | .727 |
| No. 25 | 0                  | Never      | -     | 0-0            | .000  | 4-1             | .800 |
| Totals | 907                | 2/3/2025   | 1,719 | 1,367-352      | .795  | 330-294         | .529 |

DUKE AT NO. 1 CHARTS

|  |              |
|--|--------------|
| END OF SEASON NO. 1 RANKINGS   ALL-TIME                  |              |
| 1. Kentucky  | 10           |
| 2. Duke  | 8            |
| UCLA   | 8            |
| 4. North Carolina  | 6            |
| 5. Kansas  | 4            |
| Ohio State   | 4            |
| END OF SEASON NO. 1 RANKINGS   SINCE 1986                |              |
| 1. Duke  | 8            |
| 2. Kansas  | 4            |
| 3. Kentucky  | 3            |
| North Carolina   | 3            |
| Gonzaga  | 3            |
| 6. Ohio State  | 2            |
| UNLV   | 2            |
| WEEKS RANKED NO. 1   ALL-TIME                            |              |
| 1. Duke  | 145          |
| 2. UCLA  | 134          |
| 3. Kentucky  | 125          |
| 4. North Carolina  | 113          |
| 5. Kansas  | 81           |
| 6. Indiana   | 54           |
| 7. Cincinnati  | 45           |
| 8. Gonzaga   | 42           |
| 9. Arizona   | 39           |
| 10. Connecticut  | 37           |
| Ohio State   | 37           |
| WEEKS RANKED NO. 1   ACC SCHOOLS                         |              |
| 1. Duke  | 145          |
| 2. North Carolina  | 113          |
| 3. Virginia  | 17           |
| 4. NC State  | 13           |
| 5. Syracuse*   | 3            |
| Wake Forest  | 3            |
| 7. Louisville*   | 2            |
| 8. Georgia Tech  | 1            |
| * as ACC member  |              |
| WEEKS RANKED NO. 1   SINCE 1985 (NCAA TOURNEY EXPANSION) |              |
| 1. Duke  | 127          |
| 2. Kansas  | 72           |
| North Carolina   | 72           |
| 4. Kentucky  | 48           |
| 5. Gonzaga   | 42           |
| WEEKS RANKED NO. 1   SINCE 2001 (THIS CENTURY)           |              |
| 1. Duke  | 74           |
| 2. Kansas  | 46           |
| 3. Gonzaga   | 42           |
| 4. Kentucky  | 38           |
| 5. North Carolina  | 34           |
| GAMES RANKED NO. 1   ALL-TIME (SINCE 1949)               |              |
| 1. Duke  | 284 (243-41) |
| 2. UCLA  | 257 (242-15) |
| 3. Kentucky  | 233 (203-30) |
| 4. North Carolina  | 223 (190-33) |
| 5. Kansas  | 139 (117-22) |
| 6. Indiana   | 98 (88-10)   |
| 7. Cincinnati  | 79 (71-8)    |
| 8. Ohio State  | 77 (71-6)    |
| 9. Gonzaga   | 74 (66-8)    |
| 10. UNLV   | 72 (66-6)    |
| GAMES RANKED NO. 1   SINCE 1998                          |              |
| 1. Duke  | 182 (153-29) |
| 2. North Carolina  | 84 (71-13)   |
| 3. Kentucky  | 81 (72-9)    |
| 4. Kansas  | 78 (66-12)   |
| 5. Gonzaga   | 74 (66-8)    |
| 6. Connecticut   | 52 (43-9)    |
| 7. Arizona   | 39 (33-6)    |
| 8. Villanova   | 34 (28-6)    |
| 9. Florida   | 32 (26-6)    |
| Illinois   | 32 (30-2)    |
| CONSECUTIVE SEASONS RANKED NO. 1   NCAA                  |              |
| 1. UCLA  | 12 (1964-75) |
| 2. Duke  | 7 (1998-04)  |
| 3. Kansas  | 5 (1993-97)  |
| 4. Duke  | 4 (2017-20)  |
| Kentucky   | 4 (2014-17)  |
| 6. Duke  | 3 (1992-94)  |
| North Carolina   | 3 (1957-59)  |
| North Carolina   | 3 (1982-84)  |
| North Carolina   | 3 (1986-88)  |
| North Carolina   | 3 (1993-95)  |
| North Carolina   | 3 (2007-09)  |
| Villanova  | 3 (2016-18)  |

All charts through Feb. 3, 2025



2023-24 Season

- » Transferred to Duke after four years at Stanford
- » Earned his economics degree from Stanford and is pursuing his Master of Management Studies graduate degree from Duke's Fuqua School of Business
- » Made his Duke debut against Dartmouth, playing two minutes and grabbing one rebound
- » Logged a season-high four minutes against Bucknell (11/17), reeling in one rebound
- » Played two minutes at Miami (2/21), scoring two points on two made free throws

Before Duke

- » Appeared in a total of 15 games for the Cardinal, including two starts
- » Shot 6-of-14 (.429) from the field at Stanford

Personal

- » His older brothers, Daniel and Joseph, both played basketball at Stanford

LAST FIVE GAME STATS

| Date | Opponent          | Start | FG                 | Pct. | 3FG | Pct. | FT  | Pct. | Reb   | PF | Pts | Ast | TO | Blk | Stl | Min |
|------|-------------------|-------|--------------------|------|-----|------|-----|------|-------|----|-----|-----|----|-----|-----|-----|
| 1/18 | at Boston College | dnp   | (coach's decision) |      |     |      |     |      |       |    |     |     |    |     |     |     |
| 1/25 | at Wake Forest    | dnp   | (coach's decision) |      |     |      |     |      |       |    |     |     |    |     |     |     |
| 1/27 | NC State          | dnp   | (coach's decision) |      |     |      |     |      |       |    |     |     |    |     |     |     |
| 2/1  | North Carolina    | dnp   | (coach's decision) |      |     |      |     |      |       |    |     |     |    |     |     |     |
| 2/5  | at Syracuse       |       | 0-0                | .000 | 0-0 | .000 | 0-0 | .000 | 0-1-1 | 0  | 0   | 1   | 0  | 0   | 0   | 2   |

CAREER HIGHS

SEASON HIGHS

|                                      |          |                                  |
|--------------------------------------|----------|----------------------------------|
| 3 at N.C. A&T (12/6/20)              | Points   | --                               |
| 3 vs. Washington (2/26/23)           | Rebounds | 2 vs. UIW (12/10/24)             |
| 2 vs. Green Bay (12/16/22)           | Assists  | 1, 2x, last at Syracuse (2/5/25) |
| 1 vs. Green Bay (12/16/22)           | Steals   | --                               |
| 1 at Oregon State (3/2/23)           | Blocks   | --                               |
| 1, 6x, last vs. Green Bay (12/16/22) | FG Made  | --                               |
| 1 at N.C. A&T (12/6/20)              | 3FG Made | --                               |
| 2 at Oregon State (3/2/23)           | FT Made  | --                               |
| 6 vs. Washington (2/26/23)           | Minutes  | 3 vs. Army West Point (11/8/24)  |

Career Statistics

| Season   | GP-GS | Min | FG-FGA | Pct.  | 3PT-A | Pct.  | FT-FTA | Pct.  | Reb | Avg. | PF-DQ | Ast | TO | Blk | Stl | Pts | Avg |
|----------|-------|-----|--------|-------|-------|-------|--------|-------|-----|------|-------|-----|----|-----|-----|-----|-----|
| 2020-21* | 3-0   | 7   | 3-3    | 1.000 | 1-1   | 1.000 | 0-0    | .000  | 1   | 0.3  | 0-0   | 0   | 0  | 0   | 0   | 7   | 2.3 |
| 2021-22* | 4-0   | 11  | 1-2    | .500  | 0-1   | .000  | 0-0    | .000  | 1   | 0.3  | 2-0   | 0   | 0  | 0   | 0   | 2   | 0.5 |
| 2022-23* | 8-2   | 28  | 2-9    | .222  | 0-4   | .000  | 3-5    | .600  | 9   | 1.1  | 4-0   | 2   | 1  | 1   | 1   | 7   | 0.9 |
| 2023-24  | 8-0   | 17  | 0-4    | .000  | 0-3   | .000  | 2-2    | 1.000 | 4   | 0.5  | 0-0   | 0   | 0  | 0   | 0   | 2   | 0.3 |
| 2024-25  | 5-0   | 9   | 0-0    | .000  | 0-0   | .000  | 0-0    | .000  | 5   | 1.0  | 1-0   | 2   | 0  | 0   | 0   | 0   | 0.0 |
| Totals   | 28-2  | 71  | 6-18   | .333  | 1-9   | .111  | 5-7    | .714  | 20  | 0.7  | 7-0   | 4   | 1  | 1   | 1   | 18  | 0.6 |

\* at Stanford

Career ACC Regular Season Statistics

| Season  | GP-GS | Min | FG-FGA | Pct. | 3PT-A | Pct. | FT-FTA | Pct.  | Reb | Avg. | PF-DQ | Ast | TO | Blk | Stl | Pts | Avg |
|---------|-------|-----|--------|------|-------|------|--------|-------|-----|------|-------|-----|----|-----|-----|-----|-----|
| 2023-24 | 2-0   | 3   | 0-1    | .000 | 0-1   | .000 | 2-2    | 1.000 | 1   | 0.5  | 0-0   | 0   | 0  | 0   | 0   | 2   | 1.0 |
| 2024-25 | 3-0   | 4   | 0-0    | .000 | 0-0   | .000 | 0-0    | .000  | 2   | 0.7  | 0-0   | 1   | 0  | 0   | 0   | 0   | 0.0 |
| Totals  | 5-0   | 7   | 0-1    | .000 | 0-1   | .000 | 2-2    | 1.000 | 3   | 0.6  | 0-0   | 1   | 0  | 0   | 0   | 2   | 0.4 |

PRODUCTION

|                      | Season | Career |
|----------------------|--------|--------|
| Double-figure points | --     | --     |
| Double-doubles       | --     | --     |
| 20-point games       | --     | --     |
| Dunks                | --     | --     |
| 5+ rebounds          | --     | --     |
| 3+ assists           | --     | --     |
| 2+ steals            | --     | --     |
| Three-point plays    | --     | --     |

#52 • STANLEY BORDEN

2023-24

- » Did not see game action

2022-23

- » Made season debut against USC Upstate (11/11), grabbing a defensive rebound in two minutes of action

Career

- » Played for the Portuguese U20 National Team during the FIBA European Group A Challenger in the summer of 2021, averaging 7.6 points, 6.2 rebounds, 1.2 assists and 1.0 steals
- » Member of the Besiktas J.K. U18 team for two seasons
- » As a freshman, led his high school varsity team to its first CEESA (Central-Eastern European Schools Association) Division A Championship

Personal

- » Also played tennis in high school
- » Joined the Duke men's basketball team as a walk-on in September 2021
- » His grandfather, Stanley Borden, played basketball at Mississippi State
- » Holds dual citizenship in Portugal and played for the Portuguese U20 National Team

LAST FIVE GAME STATS

| Date | Opponent          | Start | FG                 | Pct. | 3FG | Pct. | FT | Pct. | Reb | PF | Pts | Ast | TO | Blk | Stl | Min |
|------|-------------------|-------|--------------------|------|-----|------|----|------|-----|----|-----|-----|----|-----|-----|-----|
| 1/18 | at Boston College | dnp   | (coach's decision) |      |     |      |    |      |     |    |     |     |    |     |     |     |
| 1/25 | at Wake Forest    | dnp   | (coach's decision) |      |     |      |    |      |     |    |     |     |    |     |     |     |
| 1/27 | NC State          | dnp   | (coach's decision) |      |     |      |    |      |     |    |     |     |    |     |     |     |
| 2/1  | North Carolina    | dnp   | (coach's decision) |      |     |      |    |      |     |    |     |     |    |     |     |     |
| 2/5  | at Syracuse       | dnp   | (coach's decision) |      |     |      |    |      |     |    |     |     |    |     |     |     |

CAREER HIGHS

SEASON HIGHS

|  |          |    |
|--|----------|----|
| --                                     | Points   | -- |
| 1, 2x, last vs. USC Upstate (11/11/22) | Rebounds | -- |
| --                                     | Assists  | -- |
| --                                     | Steals   | -- |
| --                                     | FG Made  | -- |
| --                                     | 3FG Made | -- |
| --                                     | FT Made  | -- |
| 2, vs. USC Upstate (11/11/22)          | Minutes  | -- |

Career Statistics

| Season  | GP-GS                   | Min | FG-FGA | Pct. | 3PT-A | Pct. | FT-FTA | Pct. | Reb | Avg. | PF-DQ | Ast | TO | Blk | Stl | Pts | Avg |
|---------|-------------------------|-----|--------|------|-------|------|--------|------|-----|------|-------|-----|----|-----|-----|-----|-----|
| 2021-22 | 1-0                     | 1   | 0-0    | .000 | 0-0   | .000 | 0-0    | .000 | 1   | 1.0  | 0-0   | 0   | 0  | 0   | 0   | 0   | 0.0 |
| 2022-23 | 1-0                     | 2   | 0-0    | .000 | 0-0   | .000 | 0-0    | .000 | 1   | 1.0  | 0-0   | 0   | 0  | 0   | 0   | 0   | 0.0 |
| 2023-24 | did not see game action |     |        |      |       |      |        |      |     |      |       |     |    |     |     |     |     |
| 2024-25 | --                      |     |        |      |       |      |        |      |     |      |       |     |    |     |     |     |     |
| Totals  | 2-0                     | 3   | 0-0    | .000 | 0-0   | .000 | 0-0    | .000 | 2   | 1.0  | 0-0   | 0   | 0  | 0   | 0   | 0   | 0.0 |

PRODUCTION

|                      | Season | Career |
|----------------------|--------|--------|
| Double-figure points | --     | --     |
| Double-doubles       | --     | --     |
| 20-point games       | --     | --     |
| 5+ rebounds          | --     | --     |
| 2+ blocks            | --     | --     |
| 2+ steals            | --     | --     |
| Dunks                | --     | --     |
| Three-point plays    | --     | --     |

2024-25

- » Described as a "defensive menace" by head coach Jon Scheyer
- » Has tallied 103 deflections in 17 games played (6.1/game), leading the team by 39 (Cooper Flagg, 64, 2.9/game)
- » Finished with seven rebounds in four of his first five games as a Blue Devil
- » Swatted two shots versus Army West Point (11/8) and blocked a late three-point attempt to keep the game tied in Duke's matchup versus Kentucky (11/12)
- » Matched a career high with five steals versus the Jayhawks -- the first Blue Devil to do so since Paolo Banchemo finished with five steals against Syracuse on March 10, 2022
- » Played a season-high 29 minutes at Louisville (12/8), finishing a game-high +24 while grabbing 11 boards and logging three steals alongside six total points on 3-of-3 shooting
- » Returned to the court after missing four games (sprained knee), logging two steals, two assists and two points vs. UNC (2/1)
- » In his return to Syracuse, stuffed the stat sheet with eight rebounds, six points, four steals, two assists and one block

Career

- » All-ACC Defensive Team selection following the 2023-24 season
- » Started 25 total games at Syracuse during his first two seasons of college action
- » Has played in a total of 61 games
- » Finished with 24 games with at least two steals as a sophomore
- » Improved in virtually all statistical categories from his freshman to sophomore year, including nearly doubling his scoring, blocks and rebounds outputs while also almost tripling his steals

High School

- » Four-time state champion at Blue Ridge High School in the Virginia Independent Schools Athletic Association (VISAA)
- » Named the VISAA Division II Player of the Year as a senior, averaging 15.4 points and 11.1 rebounds per contest
- » Also played two years of football and two years of track at Blue Ridge

Career Statistics

| Season       | GP-GS        | Min         | FG-FGA         | Pct.        | 3PT-A       | Pct.        | FT-FTA        | Pct.        | Reb        | Avg.       | PF-DQ        | Ast        | TO        | Blk       | Stl        | Pts        | Avg        |
|--------------|--------------|-------------|----------------|-------------|-------------|-------------|---------------|-------------|------------|------------|--------------|------------|-----------|-----------|------------|------------|------------|
| 2022-23*     | 29-7         | 585         | 74-106         | .698        | 0-0         | .000        | 17-30         | .567        | 133        | 4.6        | 29-0         | 25         | 23        | 15        | 26         | 165        | 5.7        |
| 2023-24*     | 32-18        | 948         | 127-182        | .698        | 7-19        | .368        | 44-61         | .721        | 230        | 7.2        | 97-2         | 59         | 41        | 29        | 71         | 305        | 9.5        |
| 2024-25      | 17-0         | 307         | 19-31          | .613        | 1-7         | .143        | 6-16          | .375        | 79         | 4.6        | 29-0         | 26         | 18        | 9         | 28         | 45         | 2.6        |
| <b>Total</b> | <b>78-25</b> | <b>1840</b> | <b>220-319</b> | <b>.690</b> | <b>8-26</b> | <b>.308</b> | <b>67-107</b> | <b>.626</b> | <b>442</b> | <b>5.7</b> | <b>155-2</b> | <b>110</b> | <b>82</b> | <b>53</b> | <b>125</b> | <b>515</b> | <b>6.6</b> |

\* at Syracuse

Career ACC Regular Season Statistics

| Season        | GP-GS        | Min         | FG-FGA         | Pct.        | 3PT-A       | Pct.        | FT-FTA       | Pct.        | Reb        | Avg.       | PF-DQ       | Ast       | TO        | Blk       | Stl       | Pts        | Avg        |
|---------------|--------------|-------------|----------------|-------------|-------------|-------------|--------------|-------------|------------|------------|-------------|-----------|-----------|-----------|-----------|------------|------------|
| 2022-23*      | 19-7         | 477         | 55-80          | .688        | 0-0         | .000        | 15-25        | .600        | 102        | 5.4        | 20-0        | 21        | 20        | 13        | 19        | 112        | 5.9        |
| 2023-24*      | 20-17        | 669         | 85-127         | .669        | 5-14        | .357        | 34-49        | .694        | 158        | 7.9        | 65-2        | 47        | 28        | 19        | 44        | 205        | 10.3       |
| 2024-25       | 8-0          | 131         | 9-14           | .643        | 0-2         | .000        | 3-8          | .375        | 32         | 4.0        | 8-0         | 11        | 3         | 4         | 11        | 21         | 2.1        |
| <b>Totals</b> | <b>47-24</b> | <b>1277</b> | <b>149-221</b> | <b>.674</b> | <b>5-16</b> | <b>.313</b> | <b>52-82</b> | <b>.634</b> | <b>292</b> | <b>6.2</b> | <b>93-2</b> | <b>79</b> | <b>51</b> | <b>36</b> | <b>74</b> | <b>338</b> | <b>7.2</b> |

\* at Syracuse

LAST FIVE GAME STATS

| Date | Opponent          | Start        | FG   | Pct. | 3FG  | Pct. | FT   | Pct.  | Reb | PF | Pts | Ast | TO | Blk | Stl | Min |
|------|-------------------|--------------|------|------|------|------|------|-------|-----|----|-----|-----|----|-----|-----|-----|
| 1/18 | at Boston College | dnp (injury) |      |      |      |      |      |       |     |    |     |     |    |     |     |     |
| 1/25 | at Wake Forest    | dnp (injury) |      |      |      |      |      |       |     |    |     |     |    |     |     |     |
| 1/27 | NC State          | dnp (injury) |      |      |      |      |      |       |     |    |     |     |    |     |     |     |
| 2/1  | North Carolina    | 1-2          | .500 | 0-0  | .000 | 0-0  | .000 | 2-1-3 | 1   | 2  | 2   | 0   | 0  | 2   | 16  |     |
| 2/5  | at Syracuse       | 2-4          | .500 | 0-1  | .000 | 2-5  | .400 | 3-5-8 | 2   | 6  | 2   | 0   | 1  | 4   | 22  |     |

CAREER HIGHS

| 26 at Duke (1/2/24)                | Points   | 8 vs. Kansas (11/26/24)         |
|------------------------------------|----------|---------------------------------|
| 12, 4x, last at NC State (3/13/24) | Rebounds | 11 at Louisville (12/8/24)      |
| 6 at NC State (2/20/24)            | Assists  | 4 vs. Maine (11/4/24)           |
| 5, 3x, last vs. Kansas (11/26/24)  | Steals   | 5 vs. Kansas (11/26/24)         |
| 6 vs. Louisville (2/7/24)          | Blocks   | 2 vs. Army West Point (11/8/24) |
| 11 at Duke (1/2/24)                | FG Made  | 3 at Louisville (12/8/24)       |
| 2 vs. North Carolina (2/3/24)      | 3FG Made | 1 vs. Kansas (11/26/24)         |
| 7 vs. Boston College (1/10/24)     | FT Made  | 3 vs. Kansas (11/26/24)         |
| 40, 3x, last at Clemson (3/5/24)   | Minutes  | 29 at Louisville (12/8/24)      |

SEASON HIGHS

PRODUCTION

|                        | Season | Career |
|------------------------|--------|--------|
| Double-figure points   | --     | 25     |
| Double-doubles         | --     | 6      |
| 20-point games         | --     | 1      |
| 3+ 3-point field goals | --     | --     |
| 5+ rebounds            | 7      | 48     |
| 3+ assists             | 1      | 10     |
| 2+ steals              | 5      | 35     |
| 2+ blocks              | 1      | 7      |
| Dunks                  | 8      | 8*     |

\* stats from Syracuse not included

2024-25

- » Scored first career points in Duke's win over Army West Point (11/8), connecting on a three-pointer and tallying a three-point-play en route to six total points in nine minutes of action
- » Exploded for 18 first-half points, courtesy of six three-pointers, against No. 2 Auburn (12/4)
- » His six three-pointers against the Tigers is tied for fourth-most in a single game by a Duke freshman in program history
- » After beginning the game against Virginia Tech (12/31) with three straight misses from beyond the arc, connected on his next four three-pointers to finish with 12 points on 4-of-7 (.571) shooting
- » Logged a career-high 21 minutes at Boston College (1/18), scoring 16 points, fueled by four three-pointers

High School

- » Five-star by both 247Sports and ESPN out of North Mecklenburg High School (Huntersville, N.C.)
- » Ranked the No. 1 player in North Carolina by ESPN
- » Had his jersey number 0 retired by North Mecklenburg High School
- » Selected as a 2023-24 McDonald's All-American
- » Announced as 2023-24 Gatorade North Carolina Player of the Year, North Carolina Mr. Basketball and MaxPreps N.C. Player of the Year, averaging 27.5 points, 6.3 rebounds, 3.0 assists, 2.4 steals and 1.3 blocks per game
- » Led North Mecklenburg to a 30-3 record and the Class 4A state championship as a senior in 2023-24
- » Averaged 31.3 points per game in the 2024 state playoffs, amassing 188 points in six contests
- » Collected 23 points and eight rebounds in a 57-47 victory over previously unbeaten New Hanover in the state championship game
- » Named North Carolina Mr. Basketball and 2022-23 MaxPreps N.C. Player of the Year after averaging 26.0 points, 6.4 rebounds and 3.5 assists as a junior
- » Scored 62 points in the fourth round of the 2023 state playoffs, passing Chris Paul's 61-point performance as the sixth-best scoring output in a single game in NCHSAA lore, and averaged 43.8 points per game in the state playoffs in 2023, before falling in the semifinal to the eventual state champions
- » Member of the 2024 USA Men's Nike Hoop Summit team that defeated the World Select squad 98-75, recording six points (3-4 FG) and a rebound in five minutes

Career Statistics

| Season        | GP-GS       | Min        | FG-FGA       | Pct.        | 3PT-A        | Pct.        | FT-FTA       | Pct.        | Reb       | Avg.       | PF-DQ       | Ast       | TO       | Blk      | Stl      | Pts        | Avg        |
|---------------|-------------|------------|--------------|-------------|--------------|-------------|--------------|-------------|-----------|------------|-------------|-----------|----------|----------|----------|------------|------------|
| 2024-25       | 19-0        | 236        | 41-91        | .451        | 35-77        | .455        | 13-15        | .867        | 19        | 1.0        | 18-0        | 10        | 7        | 1        | 2        | 130        | 6.8        |
| <b>Totals</b> | <b>19-0</b> | <b>236</b> | <b>41-91</b> | <b>.451</b> | <b>35-77</b> | <b>.455</b> | <b>13-15</b> | <b>.867</b> | <b>19</b> | <b>1.0</b> | <b>18-0</b> | <b>10</b> | <b>7</b> | <b>1</b> | <b>2</b> | <b>130</b> | <b>6.8</b> |

Career ACC Regular Season Statistics

| Season        | GP-GS       | Min        | FG-FGA       | Pct.        | 3PT-A        | Pct.        | FT-FTA     | Pct.        | Reb       | Avg.       | PF-DQ      | Ast      | TO       | Blk      | Stl      | Pts       | Avg        |
|---------------|-------------|------------|--------------|-------------|--------------|-------------|------------|-------------|-----------|------------|------------|----------|----------|----------|----------|-----------|------------|
| 2024-25       | 12-0        | 140        | 19-49        | .388        | 15-39        | .385        | 7-8        | .875        | 13        | 1.1        | 9-0        | 7        | 2        | 1        | 2        | 60        | 5.0        |
| <b>Totals</b> | <b>12-0</b> | <b>140</b> | <b>19-49</b> | <b>.388</b> | <b>15-39</b> | <b>.385</b> | <b>7-8</b> | <b>.875</b> | <b>13</b> | <b>1.1</b> | <b>9-0</b> | <b>7</b> | <b>2</b> | <b>1</b> | <b>2</b> | <b>60</b> | <b>5.0</b> |

LAST FIVE GAME STATS

| Date | Opponent          | Start | FG   | Pct. | 3FG  | Pct. | FT    | Pct.  | Reb | PF | Pts | Ast | TO | Blk | Stl | Min |
|------|-------------------|-------|------|------|------|------|-------|-------|-----|----|-----|-----|----|-----|-----|-----|
| 1/18 | at Boston College | 5-11  | .455 | 4-9  | .444 | 2-2  | 1.000 | 0-0-0 | 2   | 16 | 1   | 0   | 0  | 0   | 1   | 21  |
| 1/25 | at Wake Forest    | 0-0   | .000 | 0-0  | .000 | 0-0  | .000  | 1-1-2 | 0   | 0  | 0   | 0   | 0  | 0   | 0   | 4   |
| 1/27 | NC State          | 0-1   | .000 | 0-1  | .000 | 0-0  | .000  | 0-0-0 | 0   | 0  | 0   | 0   | 0  | 0   | 0   | 3   |
| 2/1  | North Carolina    | 1-2   | .500 | 1-2  | .500 | 0-0  | .000  | 0-1-1 | 0   | 3  | 0   | 1   | 0  | 1   | 8   |     |
| 2/5  | at Syracuse       | 3-6   | .500 | 2-4  | .500 | 2-2  | 1.000 | 0-3-3 | 1   | 10 | 3   | 0   | 1  | 0   | 20  |     |

CAREER HIGHS

| 18 vs. Auburn (12/4/24)                 | Points   | 18 vs. Auburn (12/4/24)                 |
|---|----------|---|
| 4 vs. Virginia Tech (12/31/24)          | Rebounds | 4 vs. Virginia Tech (12/31/24)          |
| 3 at Syracuse (2/5/25)                  | Assists  | 3 at Syracuse (2/5/25)                  |
| 1, 2x, last vs. North Carolina (2/1/25) | Steals   | 1, 2x, last vs. North Carolina (2/1/25) |
| 1 at Syracuse (2/5/25)                  | Blocks   | 1 at Syracuse (2/5/25)                  |
| 6 vs. Auburn (12/4/24)                  | FG Made  | 6 vs. Auburn (12/4/24)                  |
| 6 vs. Auburn (12/4/24)                  | 3FG Made | 6 vs. Auburn (12/4/24)                  |
| 2, 5x, last at Syracuse (2/5/25)        | FT Made  | 2, 5x, last at Syracuse (2/5/25)        |
| 21 at Boston College (1/18/25)          | Minutes  | 21 at Boston College (1/18/25)          |

SEASON HIGHS

PRODUCTION

|                        | Season | Career |
|------------------------|--------|--------|
| Double-figure points   | 6      | 6      |
| Double-doubles         | --     | --     |
| 20-point games         | --     | --     |
| 3+ 3-point field goals | 6      | 6      |
| 5+ rebounds            | --     | --     |
| 3+ assists             | 1      | 1      |
| 2+ steals              | --     | --     |
| 2+ blocks              | --     | --     |
| Dunks                  | 2      | 2      |
| Three-point-plays      | 1      | 1      |

## #2 • COOPER FLAGG

G/F • 6-9 • 205 • Fr. • Newport, Maine • Montverde Academy [Fla.]

## 2024-25

- » First player in ACC history to sweep the league's weekly awards four times in one season (11/25, 1/6, 1/13, 2/3)
- » Logged a double-double in the first half of Duke's win versus Army West Point, finishing with 13 points and 11 rebounds in just 25 minutes of play
- » Posted a 22-point, 11-rebound, double-double against No. 2 Auburn (12/4) and followed that performance with a second consecutive double-double, scoring 20 points and adding 12 rebounds at Louisville (12/8)
- » Scored 24 points, his sixth 20-point game, on 9-of-14 (.643) shooting against Virginia Tech (12/31), while adding six assists and a career-high four steals
- » 19 points and 10 rebounds against Pittsburgh (1/7), for the freshman's second double-double in as many games - highlighted by a posterizing fast-break dunk in the second half
- » Poured in 42 points against Notre Dame (1/11), setting the Duke and ACC freshman scoring record -- accomplishing the feat on 11-of-14 shooting, including 4-of-6 from deep, and a 16-of-17 performance from the free throw line
- » Joins JJ Redick (2005-06) as the only Duke players to score at least 40 points while attempting 14 or fewer field goals
- » Also added seven assists and six rebounds against the Fighting Irish, becoming just the second Blue Devil to finish with at least 40 points, seven assists and six boards (Danny Ferry, 1988-89)
- » The 42 points scored in Cameron Indoor Stadium is tied for third-most by a Duke player in the building and the most since the 1975-76 season. Tate Armstrong was the most recent to do so, scoring 42 against Clemson on Feb. 5, 1976 -- Flagg is one of just three Blue Devils to score at least 42 on Duke's home floor, joining Armstrong (1975-76) and Dick Groat (1951-52, twice)
- » Was responsible for scoring or assisting the first 18 points in Duke's win over North Carolina (2/1), finishing as just the third Duke player to tally a 20/7/7 game against the Tar Heels, posting 21 points, eight rebounds and seven assists

## High School

- » Named the Gatorade National Player of the Year, Naismith Player of the Year and McDonald's All-American as a senior in 2023-24, averaging 16.5 points, 7.5 rebounds, 3.8 assists and 2.7 blocks per game to lead Montverde to a 33-0 record and a national championship title (Chipotle High School Nationals)
- » Became the first freshman to be named the Maine Gatorade Player of the Year, averaging 20.5 points, 10.0 rebounds, 6.2 assists, 3.7 steals and 3.7 blocks per game
- » Led Nokomis Regional High School to a Class A state championship, scoring 22 points and securing 16 rebounds in a 43-27 win against Falmouth High School in the state title contest
- » Member of the 2024 USA Men's Nike Hoop Summit team that defeated the World Select Squad 98-75, posting a team-best 19 points (8-11 FG, 1-2 3FG, 2-2 FT), team-high 11 rebounds, two assists and a steal in 25 minutes
- » Member of the 2022 Men's U17 National Team, which won gold at the 2022 FIBA U17 Basketball World Cup, averaging 9.3 ppg and a team-leading 10.0 rpg and 2.9 bpg, including 10 points, 17 rebounds, eight steals and four blocks in the final game to help lead the USA to gold
- » Only teenager and lone collegiate player (first collegian since 2013) among 15 athletes named to the 2024 USA Basketball Men's Select Team selected to train with the USA Basketball Men's National Team as they prepared for the Paris Olympic Games
- » Named 2022 USA Basketball's Male Athlete of the Year, becoming the youngest to win the award since its inception in 1980

## Career Statistics

| Season        | GP-GS        | Min        | FG-FGA         | Pct.        | 3PT-A        | Pct.        | FT-FTA         | Pct.        | Reb        | Avg.       | PF-DQ       | Ass       | TO        | Blk       | Stl       | Pts        | Avg         |
|---------------|--------------|------------|----------------|-------------|--------------|-------------|----------------|-------------|------------|------------|-------------|-----------|-----------|-----------|-----------|------------|-------------|
| 2024-25       | 22-22        | 701        | 143-294        | .486        | 29-82        | .354        | 115-143        | .804        | 172        | 7.8        | 46-1        | 91        | 58        | 28        | 32        | 430        | 19.5        |
| <b>Totals</b> | <b>22-22</b> | <b>701</b> | <b>143-294</b> | <b>.486</b> | <b>29-82</b> | <b>.354</b> | <b>115-143</b> | <b>.804</b> | <b>172</b> | <b>7.8</b> | <b>46-1</b> | <b>91</b> | <b>58</b> | <b>28</b> | <b>32</b> | <b>430</b> | <b>19.5</b> |

## Career ACC Regular Season Statistics

| Season        | GP-GS        | Min        | FG-FGA        | Pct.        | 3PT-A        | Pct.        | FT-FTA       | Pct.        | Reb       | Avg.       | PF-DQ       | Ass       | TO        | Blk       | Stl       | Pts        | Avg         |
|---------------|--------------|------------|---------------|-------------|--------------|-------------|--------------|-------------|-----------|------------|-------------|-----------|-----------|-----------|-----------|------------|-------------|
| 2024-25       | 12-12        | 389        | 87-158        | .551        | 20-44        | .455        | 73-87        | .839        | 85        | 7.1        | 26-1        | 52        | 33        | 14        | 15        | 267        | 22.3        |
| <b>Totals</b> | <b>12-12</b> | <b>389</b> | <b>87-158</b> | <b>.551</b> | <b>20-44</b> | <b>.455</b> | <b>73-87</b> | <b>.839</b> | <b>85</b> | <b>7.1</b> | <b>26-1</b> | <b>52</b> | <b>33</b> | <b>14</b> | <b>15</b> | <b>267</b> | <b>22.3</b> |

## LAST FIVE GAME STATS

| Date | Opponent          | Start | FG   | Pct. | 3FG | Pct.  | FT    | Pct.  | Reb   | PF | Pts | Ass | TO | Blk | Stl | Min |
|------|-------------------|-------|------|------|-----|-------|-------|-------|-------|----|-----|-----|----|-----|-----|-----|
| 1/18 | at Boston College | *     | 9-14 | .643 | 1-3 | .333  | 9-11  | .818  | 0-5-5 | 4  | 28  | 4   | 2  | 2   | 2   | 31  |
| 1/25 | at Wake Forest    | *     | 8-16 | .500 | 1-6 | .167  | 7-9   | .778  | 2-5-7 | 2  | 24  | 6   | 7  | 1   | 0   | 39  |
| 1/27 | NC State          | *     | 8-17 | .471 | 1-4 | .250  | 11-13 | .846  | 0-7-7 | 1  | 28  | 3   | 1  | 1   | 1   | 37  |
| 2/1  | North Carolina    | *     | 6-14 | .429 | 3-5 | .600  | 6-9   | .667  | 1-7-8 | 2  | 21  | 7   | 3  | 2   | 3   | 38  |
| 2/5  | at Syracuse       | *     | 4-7  | .571 | 1-1 | 1.000 | 2-2   | 1.000 | 2-3-5 | 0  | 11  | 2   | 1  | 2   | 0   | 28  |

## CAREER HIGHS

|   |          |   |
|---|----------|---|
| 42 vs. Notre Dame (1/11/25)             | Points   | 42 vs. Notre Dame (1/11/25)             |
| 12 at Louisville (12/8/24)              | Rebounds | 12 at Louisville (12/8/24)              |
| 7, 3x, last vs. North Carolina (2/1/25) | Assists  | 7, 3x, last vs. North Carolina (2/1/25) |
| 4 vs. Virginia Tech (12/31/24)          | Steals   | 4 vs. Virginia Tech (12/31/24)          |
| 3, 2x, last at Army (11/22/24)          | Blocks   | 3, 2x, last at Army (11/22/24)          |
| 11 vs. Notre Dame (1/11/25)             | FG Made  | 11 vs. Notre Dame (1/11/25)             |
| 4 vs. Notre Dame (1/11/25)              | 3FG Made | 4 vs. Notre Dame (1/11/25)              |
| 16 vs. Notre Dame (1/11/25)             | FT Made  | 16 vs. Notre Dame (1/11/25)             |
| 39 at Wake Forest (1/25/25)             | Minutes  | 39 at Wake Forest (1/25/25)             |

## SEASON HIGHS

| PRODUCTION             | Season | Career |
|------------------------|--------|--------|
| Double-figure points   | 19     | 19     |
| Double-doubles         | 6      | 6      |
| 20-point games         | 12     | 12     |
| 30-point games         | 1      | 1      |
| 40-point games         | 1      | 1      |
| 3+ 3-point field goals | 2      | 2      |
| 5+ rebounds            | 20     | 20     |
| 3+ assists             | 17     | 17     |
| 2+ steals              | 9      | 9      |
| 2+ blocks              | 10     | 10     |
| Dunks                  | 23     | 23     |
| Three-point plays      | 12     | 12     |
| Four-point plays       | 2      | 2      |

## #1 • CALEB FOSTER

G • 6-5 • 202 • So. • Harrisburg, N.C. • Notre Dame [Calif.]

## 2024-25

- » Named to Jerry West Shooting Guard of the Year Top 20 Preseason Watch List
- » Has dished multiple assists in six of Duke's first eight games this season
- » Tallied double-digit scoring performances in Duke's first two games of the season, scoring 11 points against both Maine (11/4) and Army West Point (11/8), and got back into double-figures with a 13-point showing versus Wofford (11/16)
- » Came off the bench for the first time this season, playing 20 minutes, in Duke's win over No. 2 Auburn (12/4), scoring 11 points on 4-of-8 shooting
- » Has increased his activity on defense, swiping at least two steals in five games, more than his entire freshman campaign (3)

## 2023-24

- » Missed the end of the season due to injury
- » Burst onto the scene with an 18-point performance versus Michigan State in the Champions Classic (11/14), connecting on four three-pointers
- » 17th Duke freshman all-time to shoot .800 or better from three with at least five attempts and first since AJ Griffin 2during the 2021-22 season
- » Career-high seven assists at Pittsburgh (1/7) while also scoring eight points and two rebounds
- » Led the team in rebounds, assists and steals versus Pittsburgh (1/20), including career-highs for boards (6) and steals (3)
- » Team-high 13 points versus Notre Dame (2/7), including a perfect 4-for-4 from the charity stripe
- » Matched his career high with six rebounds versus Boston College (2/10)

## High School

- » Rated by 247Sports with five stars as the No. 22 player nationally, the No. 4 combo guard and the No. 3 player from the state of California
- » Rated by ESPN with five stars as the No. 24 player nationally, the No. 7 point guard and the No. 4 player from the state of California
- » Transferred from Oak Hill Academy in Virginia to Notre Dame High School in California for his senior season
- » Named MaxPreps California Player of the Year following his senior season after averaging 21.4 points, 6.8 rebounds and 3.9 assists per game
- » Averaged 28.3 points, 5.7 rebounds and 4.7 assists a game in the final EYBL session in Kansas City in the summer of 2022
- » Was a force at the 2022 Nike Peach Jam, averaging 25.2 points, shooting .444 from the three-point line with 4.7 assists a game

## Career Statistics

| Season        | GP-GS        | Min         | FG-FGA         | Pct.        | 3PT-A         | Pct.        | FT-FTA       | Pct.        | Reb        | Avg.       | PF-DQ       | Ass       | TO        | Blk      | Stl       | Pts        | Avg        |
|---------------|--------------|-------------|----------------|-------------|---------------|-------------|--------------|-------------|------------|------------|-------------|-----------|-----------|----------|-----------|------------|------------|
| 2023-24       | 27-15        | 685         | 73-167         | .437        | 28-69         | .406        | 33-48        | .688        | 65         | 2.4        | 53-1        | 58        | 29        | 2        | 16        | 207        | 7.7        |
| 2024-25       | 22-7         | 361         | 43-109         | .394        | 15-52         | .288        | 16-26        | .615        | 40         | 1.8        | 24-0        | 34        | 20        | 2        | 17        | 117        | 5.3        |
| <b>Totals</b> | <b>49-22</b> | <b>1047</b> | <b>116-276</b> | <b>.420</b> | <b>43-121</b> | <b>.355</b> | <b>49-74</b> | <b>.662</b> | <b>105</b> | <b>2.1</b> | <b>77-1</b> | <b>92</b> | <b>49</b> | <b>4</b> | <b>33</b> | <b>324</b> | <b>6.6</b> |

## Career ACC Regular Season Statistics

| Season        | GP-GS        | Min        | FG-FGA        | Pct.        | 3PT-A        | Pct.        | FT-FTA       | Pct.        | Reb       | Avg.       | PF-DQ       | Ass       | TO        | Blk      | Stl       | Pts        | Avg        |
|---------------|--------------|------------|---------------|-------------|--------------|-------------|--------------|-------------|-----------|------------|-------------|-----------|-----------|----------|-----------|------------|------------|
| 2023-24       | 16-10        | 413        | 36-87         | .414        | 18-39        | .462        | 16-23        | .696        | 36        | 2.3        | 36-0        | 38        | 16        | 1        | 14        | 106        | 6.6        |
| 2024-25       | 12-0         | 154        | 15-39         | .385        | 6-21         | .285        | 6-9          | .667        | 21        | 1.8        | 16-0        | 14        | 9         | 0        | 6         | 42         | 3.5        |
| <b>Totals</b> | <b>28-10</b> | <b>567</b> | <b>51-126</b> | <b>.405</b> | <b>24-60</b> | <b>.400</b> | <b>22-32</b> | <b>.688</b> | <b>57</b> | <b>2.0</b> | <b>52-0</b> | <b>52</b> | <b>25</b> | <b>1</b> | <b>20</b> | <b>133</b> | <b>4.8</b> |

## LAST FIVE GAME STATS

| Date | Opponent          | Start | FG   | Pct. | 3FG  | Pct. | FT    | Pct.  | Reb | PF | Pts | Ast | TO | Blk | Stl | Min |
|------|-------------------|-------|------|------|------|------|-------|-------|-----|----|-----|-----|----|-----|-----|-----|
| 1/18 | at Boston College | 0-2   | .000 | 0-1  | .000 | 2-2  | 1.000 | 0-0-0 | 2   | 2  | 1   | 2   | 0  | 1   | 14  |     |
| 1/25 | at Wake Forest    | 0-2   | .000 | 0-2  | .000 | 0-0  | .000  | 1-1-2 | 2   | 0  | 1   | 1   | 0  | 0   | 10  |     |
| 1/27 | NC State          | 0-1   | .000 | 0-0  | .000 | 0-0  | .000  | 0-1-1 | 0   | 0  | 1   | 0   | 0  | 0   | 7   |     |
| 2/1  | North Carolina    | 0-1   | .000 | 0-0  | .000 | 0-0  | .000  | 0-1-1 | 0   | 0  | 0   | 0   | 0  | 0   | 7   |     |
| 2/5  | at Syracuse       | 3-5   | .600 | 0-2  | .000 | 0-0  | .000  | 0-2-2 | 3   | 6  | 2   | 2   | 0  | 2   | 15  |     |

## CAREER HIGHS

|  |          |   |
|--|----------|---|
| 18 vs. Michigan State (11/14/23)         | Points   | 13 vs. Wofford (11/16/24)                 |
| 6, 2x, last vs. Boston College (2/10/24) | Rebounds | 4, 3x, last vs. Miami (1/14/25)           |
| 7 at Pittsburgh (1/9/24)                 | Assists  | 4, 4x, last vs. Miami (1/14/25)           |
| 3 vs. Pittsburgh (1/20/24)               | Steals   | 2, 5x, last at Syracuse (2/5/25)          |
| 2 vs. Kansas (11/26/24)                  | Blocks   | 2 vs. Kansas (11/26/24)                   |
| 7 vs. Michigan State (11/14/23)          | FG Made  | 5, 2x, last vs. Army West Point (11/8/24) |
| 4 vs. Michigan State (11/14/23)          | 3FG Made | 3 vs. Wofford (11/16/24)                  |
| 5 vs. Pittsburgh (1/20/24)               | FT Made  | 3 at Arizona (11/22/24)                   |
| 36 at Georgia Tech (12/2/23)             | Minutes  | 29 vs. Kentucky (11/12/24)                |

## SEASON HIGHS

| PRODUCTION             | Season | Career |
|------------------------|--------|--------|
| Double-figure points   | 4      | 12     |
| Double-doubles         | --     | --     |
| 20-point games         | --     | --     |
| 3+ 3-point field goals | 1      | 4      |
| 5+ rebounds            | --     | 3      |
| 3+ assists             | 5      | 12     |
| 2+ steals              | 5      | 8      |
| 2+ blocks              | 1      | 1      |
| Dunks                  | --     | 2      |
| Three-point plays      | --     | 1      |

2024-25

- » Contributed key minutes off the bench, due to foul trouble for Cooper Flagg, in Duke's comeback win at Louisville (12/8) -- Duke went on an 18-2 run when Gillis entered the game after Flagg's fourth foul halfway through the second half
- » Led the team with five assists against UIW (12/10), matching a career high
- » Reached double-figures with 10 points against Virginia Tech (12/31) in 10 minutes of play
- » Scored 12 points on four three-pointers against Miami (1/14), setting new season highs for points, three-pointers and minutes played (21) in the first Duke game without Maliq Brown due to his injury
- » Collected six rebounds at Boston College (1/18), the most for him in a Duke uniform, while logging 19 minutes off the bench
- » A steady presence for Duke at Wake Forest (1/25), playing 23 minutes with three three-pointers and 11 total points

2023-24 (Senior at Purdue)

- » Named the Big Ten's Sixth Man of the Year after averaging 6.5 points, 3.9 rebounds and 1.7 assists per game
- » Made 46.8 percent (58-of-124) from long distance, ranking sixth nationally in 3-point percentage among players that made at least 50, 3-pointers
- » Hauled down 47 offensive rebounds on the season and owned a 2.06 assist-to-turnover ratio (66/32)
- » Scored at least 10 points seven times, including a season-high 16 points at Nebraska (1/9). Also added 14 points in big home wins vs. Northwestern (1/31) and Minnesota (2/15)
- » Had at least five rebounds in 15 games, including eight caroms in the Elite Eight win over Tennessee (3/31)

Purdue Career

- » Finished career making 40.7 percent (150-of-369) from 3-point range, good for seventh on Purdue's career chart
- » Ended his Purdue tenure with 827 points, 548 rebounds and 179 assists (6.3 PPG, 4.2 RPG, 1.4 APG) in 132 games with 63 career starts
- » During his career, Purdue went 44-5 when he made at least two 3-pointers and 24-4 when he scored 10 or more points, with two of the losses coming in the NCAA Tournament

High School

- » A four-star recruit, was ranked No. 122 in the 247Sports rankings and No. 132 by Rivals
- » Verbally committed to Purdue on June 24, 2018
- » Averaged 21.6 points, 12.2 rebounds and 2.3 assists per game as a junior, helping New Castle to a Class 3A Regional title. Shot 59.5 percent from the floor and made over 45.0 percent of his 71 3-point attempts
- » Was an Indiana Junior All-Star following his junior season

| Career Statistics                    |                         |      |         |      |         |      |         |      |     |      |       |     |     |     |     |     |     |
|--------------------------------------|-------------------------|------|---------|------|---------|------|---------|------|-----|------|-------|-----|-----|-----|-----|-----|-----|
| Season                               | GP-GS                   | Min  | FG-FGA  | Pct. | 3PTA    | Pct. | FT-FTA  | Pct. | Reb | Avg. | PF-DQ | Ast | TO  | Blk | Stl | Pts | Avg |
| 2019-20*                             | did not see game action |      |         |      |         |      |         |      |     |      |       |     |     |     |     |     |     |
| 2020-21*                             | 28-23                   | 622  | 46-99   | .465 | 19-54   | .352 | 35-43   | .814 | 114 | 4.1  | 64-2  | 37  | 31  | 2   | 12  | 146 | 5.2 |
| 2021-22*                             | 33-25                   | 777  | 70-141  | .496 | 36-87   | .414 | 34-40   | .850 | 159 | 4.8  | 62-1  | 35  | 26  | 7   | 12  | 210 | 6.4 |
| 2022-23*                             | 32-15                   | 655  | 71-155  | .458 | 37-104  | .356 | 39-49   | .796 | 122 | 3.8  | 53-0  | 41  | 31  | 3   | 15  | 218 | 6.8 |
| 2023-24*                             | 39-0                    | 823  | 79-165  | .479 | 58-124  | .468 | 37-43   | .860 | 153 | 3.9  | 56-0  | 66  | 32  | 1   | 9   | 253 | 6.5 |
| 2024-25                              | 21-0                    | 303  | 35-75   | .467 | 20-55   | .364 | 10-12   | .833 | 52  | 2.5  | 31-0  | 17  | 10  | 0   | 9   | 100 | 4.8 |
| Totals                               | 53-63                   | 3180 | 301-635 | .474 | 170-424 | .401 | 155-187 | .829 | 600 | 3.9  | 266-3 | 196 | 130 | 13  | 57  | 927 | 6.1 |
| at Purdue *                          |                         |      |         |      |         |      |         |      |     |      |       |     |     |     |     |     |     |
| Career ACC Regular Season Statistics |                         |      |         |      |         |      |         |      |     |      |       |     |     |     |     |     |     |
| Season                               | GP-GS                   | Min  | FG-FGA  | Pct. | 3PTA    | Pct. | FT-FTA  | Pct. | Reb | Avg. | PF-DQ | Ast | TO  | Blk | Stl | Pts | Avg |
| 2024-25                              | 11-0                    | 160  | 22-37   | .595 | 13-27   | .481 | 7-8     | .875 | 29  | 2.6  | 16-0  | 9   | 4   | 0   | 3   | 64  | 5.8 |
| Totals                               | 11-0                    | 160  | 22-37   | .595 | 13-27   | .481 | 7-8     | .875 | 29  | 2.6  | 16-0  | 9   | 4   | 0   | 3   | 64  | 5.8 |

| PRODUCTION                       | Season | Career |
|----------------------------------|--------|--------|
| Double-figure points             | 3      | 31     |
| Double-doubles                   | --     | --     |
| 20-point games                   | --     | 1      |
| 3+ 3-point field goals           | 2      | 14     |
| 5+ rebounds                      | 3      | 58     |
| 3+ assists                       | 1      | 26     |
| 2+ steals                        | 1      | 12     |
| 2+ blocks                        | --     | 2      |
| Dunks                            | 1      | 1*     |
| * stats from Purdue not included |        |        |

LAST FIVE GAME STATS

| Date | Opponent          | Start | FG            | Pct.  | 3FG | Pct.  | FT  | Pct.  | Reb   | PF | Pts | Ass | TO | Blk | Stl | Min |
|------|-------------------|-------|---------------|-------|-----|-------|-----|-------|-------|----|-----|-----|----|-----|-----|-----|
| 1/18 | at Boston College |       | 1-1           | 1.000 | 0-0 | .000  | 2-2 | 1.000 | 2-4-6 | 3  | 4   | 0   | 1  | 0   | 0   | 19  |
| 1/25 | at Wake Forest    |       | 4-7           | .571  | 3-6 | .500  | 0-0 | .000  | 2-4-6 | 1  | 11  | 0   | 1  | 0   | 0   | 23  |
| 1/27 | NC State          |       | 0-2           | .000  | 0-1 | .000  | 2-2 | 1.000 | 1-2-3 | 1  | 2   | 0   | 1  | 0   | 0   | 16  |
| 2/1  | North Carolian    |       | 1-1           | 1.000 | 1-1 | 1.000 | 0-0 | .000  | 0-0-0 | 4  | 3   | 0   | 0  | 0   | 1   | 7   |
| 2/5  | at Syracuse       |       | dnp (illness) |       |     |       |     |       |       |    |     |     |    |     |     |     |

CAREER HIGHS

|  |          |                                      |
|--|----------|--------------------------------------|
| 29 vs. Penn State (2/1/23)             | Points   | 12 vs. Miami (1/14/25)               |
| 11 vs. Ohio State (1/30/22)            | Rebounds | 6, 2x, last at Wake Forest (1/25/25) |
| 5, 2x, last vs. UIW (12/10/24)         | Assists  | 5 vs. UIW (12/10/24)                 |
| 3 vs. Milwaukee (11/8/22)              | Steals   | 3 vs. Maine (11/4/24)                |
| 2, 2x, last vs. Maryland (2/13/22)     | Blocks   | --                                   |
| 10 vs. Penn State (2/1/23)             | FG Made  | 4, 3x, last at Wake Forest (1/25/25) |
| 9 vs. Penn State (2/1/23)              | 3FG Made | 4 vs. Miami (1/14/25)                |
| 8, 2x, last vs. Northwestern (1/31/24) | FT Made  | 2, 4x, last vs. NC State (1/27/25)   |
| 43 at Illinois (1/17/22)               | Minutes  | 23 at Wake Forest (1/25/25)          |

SEASON HIGHS

High School

- » Four-star prospect according to both 247Sports and ESPN, out of St. Paul VI Catholic High School (Fairfax, Va.)
- » Ranked No. 45 by ESPN and No. 56 by 247Sports
- » Named the 2023-24 Gatorade Virginia Player of the Year after averaging 17.2 points, 4.5 rebounds, 3.1 assists and 1.9 steals per game
- » Led team to 33-2 record and both conference (WCAC) and state (VISAA) championships as a senior
- » Registered 24 points and four rebounds in the VISAA state championship game
- » Scored 36 points, including 19 in the third quarter, during a 101-89 victory over IMG Academy in the 2024 Chipotle Nationals, eventually advancing to the national title game
- » Helped lead Team Takeover to eight wins at the EYBL Peach Jam, averaging 14.3 points, 3.4 rebounds and 2.5 assists per game
- » Scored 28 points on 10-of-15 shooting, including 5-of-7 from beyond the arc, in the EYBL Championship, earning MVP and All-EYBL First Team honors

LAST FIVE GAME STATS

| Date | Opponent          | Start | FG                     | Pct.  | 3FG | Pct. | FT  | Pct. | Reb   | PF | Pts | Ass | TO | Blk | Stl | Min |
|------|-------------------|-------|------------------------|-------|-----|------|-----|------|-------|----|-----|-----|----|-----|-----|-----|
| 1/18 | at Boston College |       | 0-1                    | .000  | 0-1 | .000 | 0-0 | .000 | 1-0-1 | 0  | 1   | 0   | 0  | 0   | 0   | 5   |
| 1/25 | at Wake Forest    |       | dnp (coach's decision) |       |     |      |     |      |       |    |     |     |    |     |     |     |
| 1/27 | NC State          |       | dnp (coach's decision) |       |     |      |     |      |       |    |     |     |    |     |     |     |
| 2/1  | North Carolina    |       | 0-0                    | .000  | 0-0 | .000 | 0-0 | .000 | 0-0-0 | 0  | 0   | 0   | 0  | 0   | 0   | 1   |
| 2/5  | at Syracuse       |       | 2-2                    | 1.000 | 0-0 | .000 | 0-0 | .000 | 0-2-2 | 0  | 4   | 0   | 1  | 0   | 0   | 5   |

CAREER HIGHS

|                                 |          |                                 |
|---------------------------------|----------|---------------------------------|
| 6 vs. Maine (11/4/24)           | Points   | 6 vs. Maine (11/4/24)           |
| 4 vs. Wofford (11/16/24)        | Rebounds | 4 vs. Wofford (11/16/24)        |
| 1 vs. Wofford (11/16/24)        | Assists  | 1 vs. Wofford (11/16/24)        |
| 1 vs. Army West Point (11/8/24) | Steals   | 1 vs. Army West Point (11/8/24) |
| --                              | Blocks   | --                              |
| 2 vs. Army West Point (11/8/24) | FG Made  | 2 vs. Army West Point (11/8/24) |
| 1, 4x, last vs. UIW (12/10/24)  | 3FG Made | 1, 4x, last vs. UIW (12/10/24)  |
| 3 vs. Maine (11/4/24)           | FT Made  | 3 vs. Maine (11/4/24)           |
| 9, 2x, last vs. UIW (12/10/24)  | Minutes  | 9, 2x, last vs. UIW (12/10/24)  |

| Career Statistics                    |       |     |        |      |       |      |        |      |     |      |       |     |    |     |     |     |     |
|--------------------------------------|-------|-----|--------|------|-------|------|--------|------|-----|------|-------|-----|----|-----|-----|-----|-----|
| Season                               | GP-GS | Min | FG-FGA | Pct. | 3PT-A | Pct. | FT-FTA | Pct. | Reb | Avg. | PF-DQ | Ast | TO | Blk | Stl | Pts | Avg |
| 2024-25                              | 12-0  | 65  | 7-20   | .350 | 4-12  | .333 | 7-13   | .538 | 11  | 0.9  | 1-0   | 3   | 1  | 0   | 1   | 25  | 2.1 |
| Totals                               | 12-0  | 65  | 7-20   | .350 | 4-12  | .333 | 7-13   | .538 | 11  | 0.9  | 1-0   | 3   | 1  | 0   | 1   | 25  | 2.1 |
| Career ACC Regular Season Statistics |       |     |        |      |       |      |        |      |     |      |       |     |    |     |     |     |     |
| Season                               | GP-GS | Min | FG-FGA | Pct. | 3PT-A | Pct. | FT-FTA | Pct. | Reb | Avg. | PF-DQ | Ast | TO | Blk | Stl | Pts | Avg |
| 2024-25                              | 7-0   | 29  | 2-6    | .333 | 0-3   | .000 | 1-2    | .500 | 4   | 0.6  | 1-0   | 2   | 1  | 0   | 0   | 5   | 0.7 |
| Totals                               | 7-0   | 29  | 2-6    | .333 | 0-3   | .000 | 1-2    | .500 | 4   | 0.6  | 1-0   | 2   | 1  | 0   | 0   | 5   | 0.7 |

| PRODUCTION             | Season | Career |
|------------------------|--------|--------|
| Double-figure points   | --     | --     |
| Double-doubles         | --     | --     |
| 20-point games         | --     | --     |
| 3+ 3-point field goals | --     | --     |
| 5+ rebounds            | --     | --     |
| 3+ assists             | --     | --     |
| 2+ steals              | --     | --     |
| 2+ blocks              | --     | --     |
| Dunks                  | 1      | 1      |



#55 • SPENCER HUBBARD

G • 5-8 • 157 • Gr. • Los Angeles, Calif. • Harvard Westlake

2024-25

- » Drilled a three-pointer in Duke's win over Army West Point (11/8), reaching 10 career points as a Blue Devil with the bucket from distance

2023-24

- » Was awarded a scholarship ahead of the season after playing for the Blue Devils as a walk-on for the previous two seasons
- » Scored first career bucket against Dartmouth (11/6) while adding first career assist
- » Played a season-high four minutes against Bucknell (11/17), grabbing a defensive rebound
- » Made his first ACC regular-season appearance during Duke's win at Miami (2/21), playing two minutes
- » Drilled his first career 3-pointer versus Louisville (2/28), giving the senior his first points against an ACC foe
- » First NCAA Tournament action came versus Vermont (3/22), grabbing a rebound in the closing minutes of play
- » Scored first NCAA Tournament points against JMU (3/24), going 1-of-2 from the charity stripe

Personal

- » His mother, Beth, attended Duke University
- » His uncle, Joe Hubbard, has spent time on the football staffs at USC, UNLV and the Los Angeles Rams
- » Was a member of Duke's practice squad his freshman year before earning a walk-on spot as a sophomore

LAST FIVE GAME STATS

| Date | Opponent          | Start | FG                 | Pct. | 3FG | Pct. | FT  | Pct. | Reb   | PF | Pts | Ast | TO | Blk | Stl | Min |
|------|-------------------|-------|--------------------|------|-----|------|-----|------|-------|----|-----|-----|----|-----|-----|-----|
| 1/18 | at Boston College | dnp   | (coach's decision) |      |     |      |     |      |       |    |     |     |    |     |     |     |
| 1/25 | at Wake Forest    | dnp   | (coach's decision) |      |     |      |     |      |       |    |     |     |    |     |     |     |
| 1/27 | NC State          | dnp   | (coach's decision) |      |     |      |     |      |       |    |     |     |    |     |     |     |
| 2/1  | North Carolina    | dnp   | (coach's decision) |      |     |      |     |      |       |    |     |     |    |     |     |     |
| 2/5  | at Syracuse       |       | 0-0                | .000 | 0-0 | .000 | 0-0 | .000 | 0-0-0 | 1  | 0   | 0   | 1  | 0   | 0   | 2   |

CAREER HIGHS

|   |          |                                 |
|---|----------|---------------------------------|
| 3, 2x, last vs. Army West Point (11/8/24) | Points   | 3 vs. Army West Point (11/8/24) |
| 1, 5x, last vs. Wofford (11/16/24)        | Rebounds | 1 vs. Wofford (11/16/24)        |
| 1, 4x, last vs. Miami (1/14/25)           | Assists  | 1, 2x, last vs. Miami (1/14/25) |
| 1 vs. USC Upstate (11/11/22)              | Steals   | --                              |
| 1, 3x, last vs. Army West Point (11/8/24) | FG Made  | 1 vs. Army West Point (11/8/24) |
| 1, 2x, last vs. Army West Point (11/8/24) | 3FG Made | 1 vs. Army West Point (11/8/24) |
| 1, 2x, last vs. JMU (3/24/24)             | FT Made  | --                              |
| 5 vs. USC Upstate (11/11/22)              | Minutes  | 3, 2x, last vs. UIW (12/10/24)  |

SEASON HIGHS

Career Statistics

| Season  | GP-GS | Min | FG-FGA | Pct. | 3PT-A | Pct. | FT-FTA | Pct. | Reb | Avg. | PF-DQ | Ast | TO | Blk | Stl | Pts | Avg |
|---------|-------|-----|--------|------|-------|------|--------|------|-----|------|-------|-----|----|-----|-----|-----|-----|
| 2021-22 | 3-0   | 6   | 0-0    | .000 | 0-0   | .000 | 1-2    | .500 | 1   | 0.3  | 1-0   | 0   | 0  | 0   | 0   | 1   | 0.3 |
| 2022-23 | 3-0   | 9   | 0-2    | .000 | 0-1   | .000 | 0-0    | .000 | 1   | 0.3  | 2-0   | 0   | 2  | 0   | 1   | 0   | 0.0 |
| 2023-24 | 10-0  | 23  | 2-6    | .333 | 1-4   | .250 | 1-2    | .500 | 3   | 0.3  | 8-0   | 2   | 1  | 0   | 0   | 6   | 0.6 |
| 2024-25 | 6-0   | 12  | 1-4    | .250 | 1-2   | .500 | 0-0    | .000 | 1   | 0.2  | 2-0   | 2   | 2  | 0   | 0   | 3   | 0.5 |
| Totals  | 22-0  | 49  | 3-12   | .250 | 2-7   | .286 | 2-4    | .500 | 6   | 0.3  | 13-0  | 4   | 5  | 0   | 1   | 10  | 0.5 |

Career ACC Regular Season Statistics

| Season  | GP-GS | Min | FG-FGA | Pct. | 3PT-A | Pct. | FT-FTA | Pct. | Reb | Avg. | PF-DQ | Ast | TO | Blk | Stl | Pts | Avg |
|---------|-------|-----|--------|------|-------|------|--------|------|-----|------|-------|-----|----|-----|-----|-----|-----|
| 2021-22 | --    | --  | --     | --   | --    | --   | --     | --   | --  | --   | --    | --  | -- | --  | --  | --  | --  |
| 2022-23 | --    | --  | --     | --   | --    | --   | --     | --   | --  | --   | --    | --  | -- | --  | --  | --  | --  |
| 2023-24 | 3-0   | 8   | 1-2    | .500 | 1-2   | .500 | 0-0    | .000 | 0   | 0.0  | 5-0   | 0   | 1  | 0   | 0   | 3   | 1.0 |
| 2024-25 | 2-0   | 3   | 0-0    | .000 | 0-0   | .000 | 0-0    | .000 | 0   | 0.0  | 1-0   | 1   | 1  | 0   | 0   | 0   | 0.0 |
| Totals  | 5-0   | 11  | 1-2    | .500 | 1-2   | .500 | 0-0    | .000 | 0   | 0.0  | 6-0   | 1   | 2  | 0   | 0   | 3   | 0.6 |

PRODUCTION

|                        | Season | Career |
|------------------------|--------|--------|
| Double-figure points   | --     | --     |
| Double-doubles         | --     | --     |
| 20-point games         | --     | --     |
| 3+ 3-point field goals | --     | --     |
| 5+ rebounds            | --     | --     |
| 3+ assists             | --     | --     |
| 2+ steals              | --     | --     |
| 2+ blocks              | --     | --     |

#14 • SION JAMES SEE-on

G • 6-6 • 220 • Gr. • Sugar Hill, Ga. • Lanier • Tulane

2024-25

- » Has dished 18 assists while committing only three turnovers in Duke's last five games (6.0 A/TO ratio)
- » Finished a game-high +44 in Duke's win over Army West Point (11/8/24)
- » Earned his first start of the season in Duke's win versus No. 2 Auburn (12/4), scoring nine points, blocking two shots and logging three takeaways against the Tigers
- » Logged a double-double with 10 points and 11 rebounds against Virginia Tech (12/31), setting a new career high for rebounds
- » Dished a season-high eight assists at SMU (1/4), one off his career high, while finishing with just one turnover in 26 minutes
- » Blocked three shots against Miami (1/14), a season high, while also tallying five assists and five points against the Hurricanes
- » Posted a season high of 13 points against NC State (1/27), shooting 5-of-8 from the field and a perfect 3-of-3 on free throws
- » Second straight game with 13 points in Duke's next contest, vs. North Carolina (2/1), while also tallying three assists

Career

- » Played four seasons (2020-24) at Tulane, competing in 114 career games, including 107 as a starter, averaging more than 34 minutes per contest
- » The first player to win the AAC Sportsmanship Award twice (2023, 24)
- » Recipient of the Freeman School of Business Dean's Service Award and the Newcomb-Tulane College Student-Athlete Award, having completed nearly 350 hours of community service
- » Amassed career totals of 1,084 points (9.5 ppg), 520 rebounds (4.6 rpg), 337 assists (3.0 apg) and 187 steals (1.6 spg)
- » Improved his scoring and rebounding totals each season with the Green Wave, averaging 14.0 points, 5.4 rebounds, 2.7 assists and 1.6 steals per game in 2023-24, while swatting 23 shots and shooting 51.4% from the field and 38.1% from 3-point range

High School

- » Lettered three years at Lanier High School under head coach Branden Mayweather
- » Two-time Region 8A Player of the Year selection as a junior and senior
- » Named the 2020 6A Co-Player of the Year by the Georgia Athletic Coaches Association and to the all-state team
- » 2020 Atlanta Tipoff Club Second Team All-Metro selection
- » Guided Lanier to the state championship game as the No. 1 seed in the state tournament as a senior in 2020 following an undefeated regular season in Region 6A and its first 6A tournament championship
- » Scored 26 points and recorded 8 rebounds and 5 assists in the regional title game
- » Earned 6A North Atlanta Boys' All-State First Team honors and all-county first team recognition as a junior after averaging 14.6 points, 6.1 rebounds and 5.3 assists per game and led the Longhorns to the Region 8 6A title
- » Paced Lanier to its first 20-win season and first state playoff win in program history as a sophomore in 2018, averaging 8.9 points, 4.3 rebounds and 4.2 assists as a sophomore
- » Missed his freshman year and 2016 AAU season after tearing his ACL as a member of the football team before committing to basketball full-time

LAST FIVE GAME STATS

| Date | Opponent          | Start | FG  | Pct. | 3FG | Pct.  | FT  | Pct.  | Reb   | PF | Pts | Ast | TO | Blk | Stl | Min |
|------|-------------------|-------|-----|------|-----|-------|-----|-------|-------|----|-----|-----|----|-----|-----|-----|
| 1/18 | at Boston College | *     | 2-3 | .667 | 0-0 | .000  | 2-3 | .667  | 1-6-7 | 0  | 6   | 6   | 0  | 0   | 0   | 27  |
| 1/25 | at Wake Forest    | *     | 1-6 | .167 | 1-4 | .250  | 0-0 | .000  | 0-3-3 | 3  | 3   | 2   | 0  | 1   | 0   | 18  |
| 1/27 | NC State          | *     | 5-8 | .625 | 0-0 | .000  | 3-3 | 1.000 | 1-3-4 | 4  | 13  | 3   | 2  | 0   | 1   | 34  |
| 2/1  | North Carolina    | *     | 4-7 | .571 | 1-3 | .333  | 4-4 | 1.000 | 0-0-0 | 0  | 13  | 3   | 1  | 0   | 1   | 32  |
| 2/5  | at Syracuse       | *     | 4-5 | .800 | 1-1 | 1.000 | 1-1 | 1.000 | 0-1-1 | 0  | 10  | 4   | 0  | 0   | 3   | 26  |

CAREER HIGHS

|                                       |          |  |
|---------------------------------------|----------|--|
| 30 vs. Memphis (1/1/23)               | Points   | 13, 2x, last vs. North Carolina (2/1/25) |
| 11 vs. Virginia Tech (12/31/24)       | Rebounds | 11 vs. Virginia Tech (12/31/24)          |
| 9 vs. Temple (3/11/22)                | Assists  | 8 at SMU (1/4/25)                        |
| 7 at Memphis (2/4/23)                 | Steals   | 3, 3x, last at Syracuse (2/5/25)         |
| 6 vs. Wichita State (3/10/23)         | Blocks   | 3 vs. Miami (1/14/25)                    |
| 11 vs. North Texas (3/14/24)          | FG Made  | 5, 2x, last vs. NC State (1/27/25)       |
| 4, 3x, last vs. California (11/22/23) | 3FG Made | 2, 2x, last vs. Pittsburgh (1/7/25)      |
| 14 vs. Memphis (1/1/23)               | FT Made  | 6 at Louisville (12/8/24)                |
| 44, 3x, last at Memphis (2/4/23)      | Minutes  | 36 vs. Pittsburgh (1/7/25)               |

SEASON HIGHS

Career Statistics

| Season   | GP-GS   | Min  | FG-FGA  | Pct. | 3PT-A   | Pct. | FT-FTA  | Pct. | Reb | Avg. | PF-DQ | Ast | TO  | Blk | Stl | Pts  | Avg  |
|----------|---------|------|---------|------|---------|------|---------|------|-----|------|-------|-----|-----|-----|-----|------|------|
| 2020-21* | 23-17   | 597  | 44-102  | .431 | 7-25    | .280 | 39-60   | .650 | 81  | 3.5  | 51-2  | 44  | 39  | 5   | 28  | 134  | 5.8  |
| 2021-22* | 29-28   | 1020 | 72-176  | .409 | 19-57   | .333 | 52-74   | .703 | 124 | 4.3  | 70-2  | 104 | 46  | 14  | 46  | 215  | 7.4  |
| 2022-23* | 31-31   | 1150 | 102-211 | .483 | 26-82   | .317 | 71-100  | .710 | 149 | 4.8  | 90-3  | 105 | 38  | 25  | 63  | 301  | 9.4  |
| 2023-24* | 31-31   | 1139 | 148-288 | .514 | 43-113  | .381 | 95-139  | .683 | 166 | 5.4  | 81-2  | 84  | 37  | 23  | 50  | 434  | 14.0 |
| 2024-25  | 22-15   | 525  | 61-118  | .517 | 15-39   | .385 | 37-47   | .787 | 90  | 4.1  | 35-0  | 68  | 26  | 8   | 24  | 174  | 7.9  |
| Totals   | 136-122 | 4431 | 427-895 | .477 | 110-316 | .348 | 294-420 | .700 | 610 | 4.5  | 327-9 | 405 | 186 | 75  | 211 | 1258 | 9.3  |

\* at Tulane

Career ACC Regular Season Statistics

| Season  | GP-GS | Min | FG-FGA | Pct. | 3PT-A | Pct. | FT-FTA | Pct. | Reb | Avg. | PF-DQ | Ast | TO | Blk | Stl | Pts | Avg |
|---------|-------|-----|--------|------|-------|------|--------|------|-----|------|-------|-----|----|-----|-----|-----|-----|
| 2024-25 | 11-11 | 325 | 35-71  | .493 | 9-20  | .450 | 19-21  | .905 | 50  | 4.2  | 16-0  | 46  | 13 | 6   | 9   | 98  | 8.2 |
| Totals  | 11-11 | 325 | 35-71  | .493 | 9-20  | .450 | 19-21  | .905 | 50  | 4.2  | 16-0  | 46  | 13 | 6   | 9   | 98  | 8.2 |

PRODUCTION

|                        | Season | Career |
|------------------------|--------|--------|
| Double-figure points   | 12     | 60     |
| Double-doubles         | 1      | 2      |
| 20-point games         | --     | 7      |
| 3+ 3-point field goals | --     | 10     |
| 5+ rebounds            | 8      | 65     |
| 3+ assists             | 11     | 77     |
| 2+ steals              | 7      | 60     |
| 2+ blocks              | 3      | 3      |
| Dunks                  | 14     | 14*    |
| Three-point-plays      | 5      | 5*     |

\* stats from Tulane not included

## 2024-25

- » Named to Jerry West Shooting Guard of the Year Top 20 Preseason Watch List
- » Led the team in scoring in both of Duke's first two games, scoring 22 points - including 15 in the first half - versus Maine (11/4) and adding 15 points against Army West Point (11/8)
- » Grabbed a career-high five boards in back-to-back games against Kentucky (11/12) and Wofford (11/16) and also dished a career-high four assists against the Terriers
- » Connected on two key three-pointers late in Duke's win at No. 17 Arizona (11/22) and has made multiple three-pointers in all but four of Duke's game so far this season
- » Dished a career-high eight assists against Kansas (11/26)
- » Scored a team-high 18 points at Georgia Tech (12/21), aided by a 4-of-8 (.500) showing from beyond the arc
- » Tallied 17 points against Pittsburgh (1/7) - started 0-for-2 from deep and finished the game going 4-for-5
- » Posted career highs for points (25), made field goals (9) and three-pointers (6) against Miami (1/14)
- » Logged a career-high eight rebounds at Wake Forest (1/25), while also scoring 15 points, fueled by three three-pointers
- » Swiped three steals, a new career high, against NC State (1/27), while also scoring 19 points - including a 6-for-6 showing from the free throw line

## High School

- » Five-star prospect out of Wisconsin Lutheran High School
- » Recipient of the 2023-24 Wisconsin Mr. Basketball Award, presented by the Wisconsin Basketball Coaches Association, and named Wisconsin Associated Press Player of the Year
- » Named the 2023-24 Gatorade Wisconsin Player of the Year, averaging 25.9 points, 8.6 rebounds and 5.3 assists per game as a senior, while shooting 59.4% from the field, 39.5% from 3-point range and 84.9% from the free-throw line
- » Led Wisconsin Lutheran to a 30-0 record and a state championship title, recording 11 points, 11 assists and five boards in the championship game victory
- » Averaged 19.7 points, 9.2 rebounds and 3.8 assists as a junior
- » Played for Phenom University and led the Nike EYBL in scoring with 22.5 points per game, while shooting nearly 50% (.475) from beyond the arc

## Personal

- » Father, also named Kon, scored over 2,000 career points at Wisconsin Lutheran College and was inducted into the school's hall of fame
- » Mother, Chari, is the all-time leading scorer in UW-Green Bay history with 1,964 points

## Career Statistics

| Season        | GP-GS        | Min        | FG-FGA        | Pct.        | 3PT-A         | Pct.        | FT-FTA       | Pct.        | Reb       | Avg.       | PF-DQ       | Asst      | TO        | Blk      | Stl       | Pts        | Avg         |
|---------------|--------------|------------|---------------|-------------|---------------|-------------|--------------|-------------|-----------|------------|-------------|-----------|-----------|----------|-----------|------------|-------------|
| 2024-25       | 22-22        | 648        | 97-218        | .445        | 50-134        | .373        | 52-59        | .881        | 81        | 3.7        | 48-0        | 57        | 27        | 4        | 18        | 296        | 13.5        |
| <b>Totals</b> | <b>22-22</b> | <b>648</b> | <b>97-218</b> | <b>.445</b> | <b>50-134</b> | <b>.373</b> | <b>52-59</b> | <b>.881</b> | <b>81</b> | <b>3.7</b> | <b>48-0</b> | <b>57</b> | <b>27</b> | <b>4</b> | <b>18</b> | <b>296</b> | <b>13.5</b> |

## Career ACC Regular Season Statistics

| Season        | GP-GS        | Min        | FG-FGA        | Pct.        | 3PT-A        | Pct.        | FT-FTA       | Pct.        | Reb       | Avg.       | PF-DQ       | Asst      | TO        | Blk      | Stl      | Pts        | Avg         |
|---------------|--------------|------------|---------------|-------------|--------------|-------------|--------------|-------------|-----------|------------|-------------|-----------|-----------|----------|----------|------------|-------------|
| 2024-25       | 12-12        | 355        | 57-123        | .463        | 32-81        | .395        | 34-40        | .850        | 43        | 3.6        | 26-0        | 30        | 17        | 4        | 9        | 180        | 15.0        |
| <b>Totals</b> | <b>12-12</b> | <b>355</b> | <b>57-123</b> | <b>.463</b> | <b>32-81</b> | <b>.395</b> | <b>34-40</b> | <b>.850</b> | <b>43</b> | <b>3.6</b> | <b>26-0</b> | <b>30</b> | <b>17</b> | <b>4</b> | <b>9</b> | <b>180</b> | <b>15.0</b> |

## LAST FIVE GAME STATS

| Date | Opponent          | Start | FG   | Pct. | 3FG  | Pct. | FT  | Pct.  | Reb   | PF | Pts | Asst | TO | Blk | Stl | Min |
|------|-------------------|-------|------|------|------|------|-----|-------|-------|----|-----|------|----|-----|-----|-----|
| 1/18 | at Boston College | *     | 0-5  | .000 | 0-2  | .000 | 0-0 | .000  | 1-2-3 | 0  | 0   | 1    | 1  | 0   | 0   | 26  |
| 1/25 | at Wake Forest    | *     | 5-12 | .417 | 3-7  | .429 | 2-4 | .500  | 1-7-8 | 2  | 15  | 3    | 5  | 1   | 0   | 34  |
| 1/27 | NC State          | *     | 5-15 | .333 | 3-10 | .300 | 6-6 | 1.000 | 3-3-6 | 1  | 19  | 0    | 1  | 0   | 3   | 35  |
| 2/1  | North Carolina    | *     | 7-11 | .636 | 2-4  | .500 | 6-7 | .857  | 0-5-5 | 3  | 22  | 5    | 2  | 1   | 2   | 35  |
| 2/5  | at Syracuse       | *     | 3-6  | .500 | 1-4  | .250 | 5-5 | 1.000 | 0-2-2 | 3  | 12  | 0    | 0  | 0   | 2   | 21  |

## CAREER HIGHS

|   |          |   |
|---|----------|---|
| 25 vs. Miami (1/14/25)                  | Points   | 25 vs. Miami (1/14/25)                  |
| 8 at Wake Forest (1/25/25)              | Rebounds | 8 at Wake Forest (1/25/25)              |
| 8 vs. Kansas (11/26/24)                 | Assists  | 8 vs. Kansas (11/26/24)                 |
| 3 vs. NC State (1/27/25)                | Steals   | 3 vs. NC State (1/27/25)                |
| 1, 4x, last vs. North Carolina (2/1/25) | Blocks   | 1, 4x, last vs. North Carolina (2/1/25) |
| 9 vs. Miami (1/14/25)                   | FG Made  | 9 vs. Miami (1/14/25)                   |
| 6 vs. Miami (1/14/25)                   | 3FG Made | 6 vs. Miami (1/14/25)                   |
| 6, 2x, last vs. North Carolina (2/1/25) | FT Made  | 6, 2x, last vs. North Carolina (2/1/25) |
| 37, 2x, last vs. Kansas (11/26/24)      | Minutes  | 37, 2x, last vs. Kansas (11/26/24)      |

## SEASON HIGHS

## PRODUCTION

|                        | Season | Career |
|------------------------|--------|--------|
| Double-figure points   | 18     | 18     |
| Double-doubles         | --     | --     |
| 20-point games         | 3      | 3      |
| 3+ 3-point field goals | 10     | 10     |
| 5+ rebounds            | 8      | 8      |
| 3+ assists             | 10     | 10     |
| 2+ steals              | 4      | 4      |
| 2+ blocks              | --     | --     |
| Dunks                  | 2      | 2      |
| Three-point-plays      | 4      | 4      |
| Four-point plays       | 1      | 1      |

## 2024-25

- » Named to Kareem Abdul-Jabbar Center of the Year Top 20 Preseason Watch List
- » Recorded his first collegiate double-double with 11 points and 14 boards against Army West Point (11/8)
- » Tallied five made field goals in back-to-back games versus Kentucky (11/12) and Wofford (11/16), scoring in double-figures in both games
- » Scored 17 points against UIW (12/10), shooting 6-of-7 from the field (four dunks) and 5-of-6 from the free throw line
- » Reached the 15-point threshold for the second time in three games, scoring 15 at Georgia Tech (12/21) on a perfect 5-of-5 showing from the field and 5-of-6 from the free throw line
- » Posted career highs in points (19), free throws made (7) and minutes (32), while also matching his career high for field goals made (6) in Duke's win over Notre Dame (1/11)
- » Has shot 27-of-32 in conference play through six games, including back-to-back 6-of-7 performances against Notre Dame (1/11) and Miami (1/14)
- » Tallied a double-double, his second in as many games, with 12 points and 15 rebounds in Duke's win over the Hurricanes

## High School

- » Five-star recruit ranked as the third overall prospect and top center by 247Sports.
- » Joined NBA Academy Africa in 2021.
- » Aided his native country of South Sudan in qualifying for the Paris Olympics (2024).
- » Named MVP of the NBA's Basketball Without Borders (BWB) Africa camp (Summer 2023).
- » Selected playoff and defensive MVP at the BWB Global camp in February 2024.
- » Participated in the Nike Hoop Summit in April 2024 as a member of the World team.
- » Possesses 7-foot-5 wingspan and 9-foot-8 standing reach.

## Career Statistics

| Season        | GP-GS        | Min        | FG-FGA       | Pct.        | 3PT-A      | Pct.        | FT-FTA       | Pct.        | Reb        | Avg.       | PF-DQ       | Asst     | TO        | Blk       | Stl      | Pts        | Avg        |
|---------------|--------------|------------|--------------|-------------|------------|-------------|--------------|-------------|------------|------------|-------------|----------|-----------|-----------|----------|------------|------------|
| 2024-25       | 22-22        | 446        | 71-96        | .740        | 1-7        | .143        | 34-44        | .773        | 133        | 6.0        | 44-0        | 6        | 15        | 25        | 4        | 177        | 8.0        |
| <b>Totals</b> | <b>22-22</b> | <b>446</b> | <b>71-96</b> | <b>.740</b> | <b>1-7</b> | <b>.143</b> | <b>34-44</b> | <b>.773</b> | <b>133</b> | <b>6.0</b> | <b>44-0</b> | <b>6</b> | <b>15</b> | <b>25</b> | <b>4</b> | <b>177</b> | <b>8.0</b> |

## Career ACC Regular Season Statistics

| Season        | GP-GS        | Min        | FG-FGA       | Pct.        | 3PT-A      | Pct.        | FT-FTA       | Pct.        | Reb       | Avg.       | PF-DQ       | Asst     | TO        | Blk       | Stl      | Pts       | Avg        |
|---------------|--------------|------------|--------------|-------------|------------|-------------|--------------|-------------|-----------|------------|-------------|----------|-----------|-----------|----------|-----------|------------|
| 2024-25       | 12-12        | 254        | 39-54        | .722        | 0-4        | .000        | 15-20        | .750        | 79        | 6.6        | 24-0        | 5        | 11        | 15        | 1        | 93        | 7.8        |
| <b>Totals</b> | <b>12-12</b> | <b>254</b> | <b>39-54</b> | <b>.722</b> | <b>0-4</b> | <b>.000</b> | <b>15-20</b> | <b>.750</b> | <b>79</b> | <b>6.6</b> | <b>24-0</b> | <b>5</b> | <b>11</b> | <b>15</b> | <b>1</b> | <b>93</b> | <b>7.8</b> |

## LAST FIVE GAME STATS

| Date | Opponent          | Start | FG  | Pct. | 3FG | Pct. | FT  | Pct. | Reb   | PF | Pts | Asst | TO | Blk | Stl | Min |
|------|-------------------|-------|-----|------|-----|------|-----|------|-------|----|-----|------|----|-----|-----|-----|
| 1/18 | at Boston College | *     | 4-6 | .667 | 0-1 | .000 | 0-0 | .000 | 2-2-4 | 4  | 8   | 1    | 1  | 1   | 0   | 17  |
| 1/25 | at Wake Forest    | *     | 0-0 | .000 | 0-0 | .000 | 0-0 | .000 | 2-1-3 | 4  | 0   | 0    | 1  | 2   | 0   | 18  |
| 1/27 | NC State          | *     | 2-6 | .333 | 0-1 | .000 | 0-0 | .000 | 3-5-8 | 1  | 4   | 0    | 0  | 2   | 1   | 27  |
| 2/1  | North Carolina    | *     | 3-5 | .600 | 0-0 | .000 | 0-0 | .000 | 4-2-6 | 1  | 6   | 0    | 0  | 0   | 0   | 21  |
| 2/5  | at Syracuse       | *     | 3-5 | .600 | 0-0 | .000 | 0-0 | .000 | 2-1-3 | 1  | 6   | 0    | 1  | 2   | 0   | 22  |

## CAREER HIGHS

|  |          |  |
|--|----------|--|
| 19 vs. Notre Dame (1/11/25)              | Points   | 19 vs. Notre Dame (1/11/25)              |
| 15 vs. Miami (1/14/25)                   | Rebounds | 15 vs. Miami (1/14/25)                   |
| 2, 2x, last at SMU (1/4/25)              | Assists  | 2, 2x, last at SMU (1/4/25)              |
| 2 vs. Kansas (11/26/24)                  | Steals   | 2 vs. Kansas (11/26/24)                  |
| 3, 3x, last vs. Virginia Tech (12/31/24) | Blocks   | 3, 3x, last vs. Virginia Tech (12/31/24) |
| 6, 3x, last vs. Miami (1/14/25)          | FG Made  | 6, 3x, last vs. Miami (1/14/25)          |
| 1 at Arizona (11/22/24)                  | 3FG Made | 1 at Arizona (11/22/24)                  |
| 7 vs. Notre Dame (1/11/25)               | FT Made  | 7 vs. Notre Dame (1/11/25)               |
| 32 vs. Notre Dame (1/11/25)              | Minutes  | 32 vs. Notre Dame (1/11/25)              |

## SEASON HIGHS

## PRODUCTION

|                        | Season | Career |
|------------------------|--------|--------|
| Double-figure points   | 8      | 8      |
| Double-doubles         | 3      | 3      |
| 20-point games         | --     | --     |
| 3+ 3-point field goals | --     | --     |
| 5+ rebounds            | 12     | 12     |
| 3+ assists             | --     | --     |
| 2+ steals              | 1      | 1      |
| 2+ blocks              | 7      | 7      |
| Three-point-plays      | 5      | 5      |
| Dunks                  | 41     | 41     |

2024-25

- » Made his Duke debut against Wofford (11/16) after missing the first two weeks of the season due to injury
- » Scored two points against the Terriers and made his presence felt on the offensive glass, securing five offensive boards en route to six total caroms
- » Shot a perfect 3-for-3 from the field against UIW (12/10)
- » Praised for his performance off the bench at Wake Forest (1/25), logging a career-high 21 minutes with three rebounds, two steals and four points, en route to a team-high plus-minus of +19
- » Continued to make an impact during Maliq Brown's absence due to injury, scoring a key basket in the waning minutes against NC State (1/27)

High School

- » Five-star prospect according to ESPN, out of St. Paul VI Catholic High School (Fairfax, Va.)
- » Missed senior season at St. Paul VI due to injury
- » Named to the USA Basketball 2024 Men's U18 National Team and selected to participate in the Nike Hoop Summit
- » Helped USA capture the gold medal in the 2024 FIBA Men's U18 AmeriCup (June 2024), averaging 4.5 points, 4.8 rebounds, 1.2 blocks and 1.0 assists per game, while shooting 66.7% (10 of 15) from the field
- » Scored 12 points with six rebounds, three assists and a rejection for USA in a win over Belize during the group phase of the 2024 FIBA Men's U18 AmeriCup
- » Had a breakout season for Team Takeover on the EYBL circuit, averaging 12.0 points and 7.4 rebounds, including a statement game with a 33-point, 18-rebound and five-assist performance against Phenom University

Personal

- » Son of two former collegiate basketball players, with both of his parents - Patrick and Tajama - playing for George Washington
- » Tajama graduated as George Washington's all-time leading scorer with 2,134 career points and played two seasons in the WNBA

Career Statistics

| Season  | GP-GS | Min | FG-FGA | Pct. | 3PT-A | Pct. | FT-FTA | Pct. | Reb | Avg. | PF-DQ | Ast | TO | Blk | Stl | Pts | Avg |
|---------|-------|-----|--------|------|-------|------|--------|------|-----|------|-------|-----|----|-----|-----|-----|-----|
| 2024-25 | 13-0  | 132 | 15-21  | .714 | 0-1   | .000 | 2-4    | .500 | 36  | 2.8  | 22-1  | 7   | 3  | 4   | 5   | 32  | 2.5 |
| Totals  | 13-0  | 132 | 15-21  | .714 | 0-1   | .000 | 2-4    | .500 | 36  | 2.8  | 22-1  | 7   | 3  | 4   | 5   | 32  | 2.5 |

Career ACC Regular Season Statistics

| Season  | GP-GS | Min | FG-FGA | Pct. | 3PT-A | Pct. | FT-FTA | Pct. | Reb | Avg. | PF-DQ | Ast | TO | Blk | Stl | Pts | Avg |
|---------|-------|-----|--------|------|-------|------|--------|------|-----|------|-------|-----|----|-----|-----|-----|-----|
| 2024-25 | 10-0  | 92  | 10-14  | .714 | 0-1   | .000 | 2-4    | .500 | 22  | 2.2  | 19-1  | 4   | 1  | 2   | 3   | 22  | 2.2 |
| Totals  | 10-0  | 92  | 10-14  | .714 | 0-1   | .000 | 2-4    | .500 | 22  | 2.2  | 19-1  | 4   | 1  | 2   | 3   | 22  | 2.2 |

LAST FIVE GAME STATS

| Date | Opponent          | Start | FG  | Pct.  | 3FG | Pct. | FT  | Pct.  | Reb   | PF | Pts | Ast | TO | Blk | Stl | Min |
|------|-------------------|-------|-----|-------|-----|------|-----|-------|-------|----|-----|-----|----|-----|-----|-----|
| 1/18 | at Boston College |       | 2-2 | 1.000 | 0-0 | .000 | 0-2 | .000  | 1-3-4 | 4  | 4   | 1   | 0  | 0   | 0   | 14  |
| 1/25 | at Wake Forest    |       | 1-2 | .500  | 0-0 | .000 | 2-2 | 1.000 | 1-3-4 | 5  | 4   | 0   | 0  | 1   | 2   | 21  |
| 1/27 | NC State          |       | 2-3 | .667  | 0-1 | .000 | 0-0 | .000  | 3-0-3 | 3  | 4   | 0   | 1  | 0   | 0   | 8   |
| 2/1  | North Carolina    |       | 0-0 | .000  | 0-0 | .000 | 0-0 | .000  | 0-0-0 | 0  | 0   | 0   | 0  | 0   | 0   | 3   |
| 2/5  | at Syracuse       |       | 1-1 | 1.000 | 0-0 | .000 | 0-0 | .000  | 0-1-1 | 2  | 2   | 2   | 0  | 0   | 1   | 9   |

CAREER HIGHS

| 6 vs. UIW (12/10/24)        | Points   | 6 vs. UIW (12/10/24)             |
|-----------------------------|----------|----------------------------------|
| 6 vs. Wofford (11/16/24)    | Rebounds | 6 vs. Wofford (11/16/24)         |
| 2 vs. Wofford (11/16/24)    | Assists  | 2, 2x, last at Syracuse (2/5/25) |
| 2 at Wake Forest (1/25/25)  | Steals   | 2 at Wake Forest (1/25/25)       |
| 2 vs. Seattle (11/29/24)    | Blocks   | 2 vs. Seattle (11/29/24)         |
| 3 vs. UIW (12/10/24)        | FG Made  | 3 vs. UIW (12/10/24)             |
| --                          | 3FG Made | --                               |
| 2 at Wake Forest (1/25/25)  | FT Made  | 2 at Wake Forest (1/25/25)       |
| 21 at Wake Forest (1/25/25) | Minutes  | 21 at Wake Forest (1/25/25)      |

SEASON HIGHS

PRODUCTION

|                        | Season | Career |
|------------------------|--------|--------|
| Double-figure points   | --     | --     |
| Double-doubles         | --     | --     |
| 20-point games         | --     | --     |
| 3+ 3-point field goals | --     | --     |
| 5+ rebounds            | 2      | 2      |
| 3+ assists             | --     | --     |
| 2+ steals              | 1      | 1      |
| 2+ blocks              | 1      | 1      |
| Dunks                  | 3      | 3      |

2024-25

- » Named to Bob Cousy Point Guard of the Year Top 20 Preseason Watch List
- » Made a career-high five three-pointers against No. 1 Kansas (1/26) and has connected on at least two three-pointers in 12 games so far this season
- » Scored 12 points against No. 2 Auburn, highlighted by two second-half three-pointers, including one late in the contest as the shot clock expired
- » Second-most points by a Blue Devil in Duke's comeback victory at Louisville (12/8), scoring 13 on 6-of-13 shooting
- » Season-high five assists, with zero turnovers, against Virginia Tech (12/31), while also scoring 13 points
- » First 20-point game of the season at Boston College (1/18), shooting 7-of-12 (.583), including three three-pointers

Career

- » Finished his sophomore season ranked 25th nationally with a 2.95 assist-turnover ratio
- » Career-high 24 points on 9-of-16 (.563) shooting, including matching his career-high of four three-pointers, at Louisville (1/23/24)
- » Two free throws with 1.0 second remaining versus Clemson (1/27/24) to put Duke ahead for good, 72-71, finishing with 18 points
- » Made key defensive stops down the stretch vs. Houston (3/29/24), swiping a career-high three steals against the Cougars
- » ACC All-Freshman Team in 2022-23
- » One of 14 known foreign-born Blue Devils, including one of three from Australia (**Jack White**, who played from 2016-20, and **Kyrie Irving**, who played in 2010)
- » As a freshman, was one of four Blue Devils to play in all 36 games and finished as the team's third leading scorer at 9.4 points with a team-leading 119 assists
- » Posted a 2.05 assist-turnover ratio that trailed only five other freshmen nationally and only two from power conferences
- » His team-leading A/T ratio ranked eighth overall in the ACC and was the fifth best by a Duke freshman all-time

High School

- » A five-star guard who was originally committed to Duke for the 2023 class
- » Announced his decision to reclassify in June 2022 to play for the Blue Devils for the 2022-23 season
- » Attended the NBA Global Academy branch in Canberra, Australia
- » Starred in the 2021 Australian Under-20 Championships where he averaged 13.8 points and 4.4 assists while competing as one of the youngest players at the event

Personal

- » His father, Roderick, played basketball at Mississippi College in Clinton, Miss.

Career Statistics

| Season  | GP-GS | Min  | FG-FGA  | Pct. | 3PT-A   | Pct. | FT-FTA  | Pct. | Reb | Avg. | PF-DQ | Ast | TO  | Blk | Stl | Pts | Avg  |
|---------|-------|------|---------|------|---------|------|---------|------|-----|------|-------|-----|-----|-----|-----|-----|------|
| 2022-23 | 36-34 | 1058 | 115-302 | .381 | 47-147  | .320 | 61-70   | .871 | 112 | 3.1  | 59-0  | 119 | 58  | 4   | 22  | 338 | 9.4  |
| 2023-24 | 31-24 | 944  | 120-275 | .436 | 58-160  | .363 | 37-49   | .755 | 92  | 3.0  | 50-0  | 114 | 39  | 3   | 22  | 335 | 10.8 |
| 2024-25 | 22-22 | 645  | 81-199  | .407 | 49-126  | .389 | 30-40   | .750 | 77  | 3.5  | 42-0  | 49  | 24  | 3   | 14  | 241 | 11.0 |
| Totals  | 90-81 | 2678 | 316-785 | .403 | 154-438 | .352 | 128-159 | .805 | 285 | 3.2  | 153-0 | 286 | 122 | 10  | 58  | 914 | 10.2 |

Career ACC Regular Season Statistics

| Season  | GP-GS | Min  | FG-FGA  | Pct. | 3PT-A  | Pct. | FT-FTA | Pct. | Reb | Avg. | PF-DQ | Ast | TO | Blk | Stl | Pts | Avg  |
|---------|-------|------|---------|------|--------|------|--------|------|-----|------|-------|-----|----|-----|-----|-----|------|
| 2022-23 | 20-18 | 601  | 67-173  | .387 | 28-84  | .333 | 33-40  | .825 | 56  | 2.8  | 32-0  | 67  | 37 | 2   | 11  | 195 | 9.8  |
| 2023-24 | 19-13 | 559  | 69-153  | .451 | 36-95  | .379 | 20-26  | .769 | 53  | 2.8  | 28-0  | 60  | 27 | 1   | 12  | 194 | 10.2 |
| 2024-25 | 12-12 | 362  | 44-110  | .400 | 21-64  | .328 | 20-27  | .741 | 38  | 3.2  | 21-0  | 30  | 11 | 1   | 7   | 129 | 10.8 |
| Totals  | 51-43 | 1562 | 180-436 | .413 | 85-243 | .350 | 73-93  | .785 | 147 | 2.9  | 81-0  | 157 | 75 | 4   | 30  | 519 | 10.2 |

LAST FIVE GAME STATS

| Date | Opponent          | Start | FG   | Pct. | 3FG  | Pct. | FT  | Pct.  | Reb   | PF | Pts | Ast | TO | Blk | Stl | Min |
|------|-------------------|-------|------|------|------|------|-----|-------|-------|----|-----|-----|----|-----|-----|-----|
| 1/18 | at Boston College | *     | 7-12 | .583 | 3-7  | .429 | 3-3 | 1.000 | 0-3-3 | 2  | 20  | 2   | 1  | 0   | 0   | 26  |
| 1/25 | at Wake Forest    | *     | 2-12 | .167 | 1-7  | .143 | 1-2 | .500  | 2-6-8 | 3  | 6   | 2   | 1  | 0   | 2   | 33  |
| 1/27 | NC State          | *     | 1-6  | .167 | 0-2  | .000 | 2-4 | .500  | 0-4-4 | 1  | 4   | 3   | 1  | 0   | 2   | 33  |
| 2/1  | North Carolina    | *     | 5-10 | .500 | 2-5  | .400 | 5-5 | 1.000 | 0-2-2 | 2  | 17  | 3   | 1  | 0   | 0   | 32  |
| 2/5  | at Syracuse       | *     | 5-12 | .417 | 4-10 | .400 | 2-5 | .500  | 0-2-2 | 0  | 16  | 2   | 0  | 0   | 0   | 28  |

CAREER HIGHS

| 24 at Louisville (1/23/24)  | Points   | 20 at Boston College (1/18/25)       |
|-----------------------------|----------|--------------------------------------|
| 10 vs. Delaware (11/18/22)  | Rebounds | 8 at Wake Forest (1/25/25)           |
| 10 vs. Pittsburgh (3/9/23)  | Assists  | 5 vs. Virginia Tech (12/31/24)       |
| 2 vs. Bellarmine (11/21/22) | Blocks   | 1, 3x, last at SMU (1/4/25)          |
| 3 vs. Houston (3/29/24)     | Steals   | 2, 2x, last vs. NC State (1/27/25)   |
| 9 at Louisville (1/23/24)   | FG Made  | 7 at Boston College (1/18/25)        |
| 5 vs. Kansas (11/26/24)     | 3FG Made | 5 vs. Kansas (11/26/24)              |
| 8 vs NC State (2/28/23)     | FT Made  | 5 vs. North Carolina (2/1/25)        |
| 42 at Virginia (2/11/23)    | Minutes  | 36, 2x, last at Louisville (12/8/24) |

SEASON HIGHS

PRODUCTION

|                        | Season | Career |
|------------------------|--------|--------|
| Double-figure points   | 14     | 51     |
| Double-doubles         | --     | 2      |
| 20-point games         | 1      | 3      |
| 3+ 3-point field goals | 9      | 23     |
| 5+ rebounds            | 6      | 19     |
| 3+ assists             | 8      | 50     |
| 2+ steals              | 2      | 11     |
| 2+ blocks              | --     | 1      |
| Dunks                  | 6      | 11     |
| Three-point plays      | 2      | 8      |
| Four-point plays       | 1      | 1      |

2023-24 (Senior at Rice)

- » Redshirted after missing the year due to injury
- » NABC Honors Court
- » AAC All-Academic Team

Career

- » Played three seasons (2020-23) at Rice, appearing in 95 games with 55 starts. Missed the 2023-24 season due to injury
- » Totaled 537 points (5.7 ppg), 397 rebounds (4.2 rpg), 89 assists, 51 steals and 23 blocked shots in three seasons with the Owls
- » Averaged 7.6 points, 6.1 rebounds and 1.3 assists per contest as a junior in 2022-23, playing 35 games with 34 starts

LAST FIVE GAME STATS

| Date | Opponent          | Start | FG                 | Pct. | 3FG | Pct. | FT  | Pct. | Reb   | PF | Pts | Ass | TO | Blk | Stl | Min |
|------|-------------------|-------|--------------------|------|-----|------|-----|------|-------|----|-----|-----|----|-----|-----|-----|
| 1/14 | Miami             |       | 0-0                | .000 | 0-0 | .000 | 0-0 | .000 | 0-0-0 | 0  | 0   | 0   | 0  | 0   | 0   | 1   |
| 1/18 | at Boston College | dnp   | (coach's decision) |      |     |      |     |      |       |    |     |     |    |     |     |     |
| 1/25 | at Wake Forest    | dnp   | (coach's decision) |      |     |      |     |      |       |    |     |     |    |     |     |     |
| 1/27 | NC State          | dnp   | (coach's decision) |      |     |      |     |      |       |    |     |     |    |     |     |     |
| 2/1  | North Carolian    | dnp   | (coach's decision) |      |     |      |     |      |       |    |     |     |    |     |     |     |

CAREER HIGHS

SEASON HIGHS

|  |          |                                 |
|--|----------|---------------------------------|
| 17 at Louisiana Tech (2/26/21)           | Points   | --                              |
| 16 at UTEP (12/31/22)                    | Rebounds | 1 vs. UIW (12/10/24)            |
| 6 at Sam Houston (12/19/20)              | Assists  | 1, 2x, last at SMU (1/4/25)     |
| 2, 10x, last vs. Southern Utah (3/20/23) | Steals   | --                              |
| 2, 3x, last vs. Louisiana Tech (1/5/23)  | Blocks   | --                              |
| 5, 2x, last vs. UTSA (2/16/23)           | FG Made  | --                              |
| 4, 2x, last vs. UTSA (2/16/23)           | 3FG Made | --                              |
| 6 at UTEP (12/31/22)                     | FT Made  | --                              |
| 43 at UTEP (12/31/22)                    | Minutes  | 3 vs. Army West Point (11/8/24) |

Career Statistics

| Season   | GP-GS                   | Min  | FG-FGA  | Pct. | 3PT-A  | Pct. | FT-FTA  | Pct. | Reb | Avg. | PF-DQ | Ass | TO | Blk | Stl | Pts | Avg |
|----------|-------------------------|------|---------|------|--------|------|---------|------|-----|------|-------|-----|----|-----|-----|-----|-----|
| 2020-21* | 28-12                   | 496  | 39-100  | .390 | 22-60  | .367 | 35-52   | .673 | 86  | 3.1  | 43-0  | 28  | 16 | 9   | 12  | 135 | 4.8 |
| 2021-22* | 32-9                    | 531  | 40-105  | .381 | 23-64  | .359 | 32-45   | .711 | 97  | 3.0  | 38-0  | 17  | 20 | 3   | 10  | 135 | 4.2 |
| 2022-23* | 35-34                   | 1080 | 80-186  | .430 | 44-118 | .373 | 63-82   | .768 | 214 | 6.1  | 66-0  | 44  | 50 | 11  | 29  | 267 | 7.6 |
| 2023-24* | Did not see game action |      |         |      |        |      |         |      |     |      |       |     |    |     |     |     |     |
| 2024-25  | 6-0                     | 9    | 0-2     | .000 | 0-2    | .000 | 0-0     | .000 | 2   | 0.3  | 0-0   | 2   | 0  | 0   | 0   | 0   | 0.0 |
| Totals   | 101-55                  | 2116 | 159-393 | .405 | 89-244 | .365 | 130-179 | .726 | 399 | 4.0  | 147-0 | 91  | 86 | 23  | 51  | 537 | 5.3 |

\* at Rice

Career ACC Regular Season Statistics

| Season  | GP-GS | Min | FG-FGA | Pct. | 3PT-A | Pct. | FT-FTA | Pct. | Reb | Avg. | PF-DQ | Ass | TO | Blk | Stl | Pts | Avg |
|---------|-------|-----|--------|------|-------|------|--------|------|-----|------|-------|-----|----|-----|-----|-----|-----|
| 2024-25 | 3-0   | 4   | 0-0    | .000 | 0-0   | .000 | 0-0    | .000 | 1   | 0.3  | 0-0   | 2   | 0  | 0   | 0   | 0   | 0.0 |
| Totals  | 3-0   | 4   | 0-0    | .000 | 0-0   | .000 | 0-0    | .000 | 0   | 0.3  | 0-0   | 2   | 0  | 0   | 0   | 0   | 0.0 |

PRODUCTION

|                        | Season | Career |
|------------------------|--------|--------|
| Double-figure points   | --     | 17     |
| Double-doubles         | --     | 1      |
| 20-point games         | --     | --     |
| 3+ 3-point field goals | --     | 7      |
| 5+ rebounds            | --     | 35     |
| 3+ assists             | --     | 10     |
| 2+ steals              | --     | 30     |
| 2+ blocks              | --     | 10     |

ACC WEEKLY HONORS

2024-25 Season

|              |                    |         |
|--------------|--------------------|---------|
| Kon Knueppel | Rookie of the Week | Nov. 11 |
| Cooper Flagg | Rookie of the Week | Nov. 18 |
| Cooper Flagg | Rookie of the Week | Nov. 25 |
| Cooper Flagg | Player of the Week | Nov. 25 |
| Cooper Flagg | Rookie of the Week | Dec. 9  |
| Cooper Flagg | Rookie of the Week | Dec. 23 |
| Cooper Flagg | Rookie of the Week | Jan. 6  |
| Cooper Flagg | Player of the Week | Jan. 6  |
| Cooper Flagg | Rookie of the Week | Jan. 13 |
| Cooper Flagg | Player of the Week | Jan. 13 |
| Cooper Flagg | Rookie of the Week | Jan. 20 |
| Cooper Flagg | Rookie of the Week | Jan. 27 |
| Cooper Flagg | Rookie of the Week | Feb. 3  |
| Cooper Flagg | Player of the Week | Feb. 3  |

Career Honors by Blue Devils

|              |                    |   |
|--------------|--------------------|---|
| Cooper Flagg | Rookie of the Week | 9 |
|              | Player of the Week | 4 |
| Kon Knueppel | Rookie of the Week | 1 |

Notable

Over the last 11 seasons (since the start of 2013-14), Duke has had an ACC Rookie of the Week in 95 of a possible 199 weeks (47.7%). Twenty-six different Blue Devils have won the award at least once in that time.  
as of February 3, 2025

Most ACC Player of the Week Selections

|                |     |
|----------------|-----|
| North Carolina | 157 |
| Duke           | 151 |
| Virginia       | 86  |
| Wake Forest    | 85  |
| NC State       | 81  |
| Georgia Tech   | 62  |
| Clemson        | 50  |
| Florida State  | 31  |
| Virginia Tech  | 28  |
| Boston College | 20  |
| Miami          | 19  |
| Notre Dame     | 17  |
| Pittsburgh     | 15  |
| Louisville     | 14  |
| Syracuse       | 12  |
| Stanford       | 3   |
| SMU            | 1   |

as of February 3, 2025

Most ACC Rookie of the Week Selections

|                |     |
|----------------|-----|
| Duke           | 168 |
| North Carolina | 97  |
| Georgia Tech   | 89  |
| Virginia       | 80  |
| Wake Forest    | 76  |
| NC State       | 72  |
| Clemson        | 51  |
| Florida State  | 35  |
| Syracuse       | 16  |
| Boston College | 15  |
| Miami          | 14  |
| Pittsburgh     | 11  |
| Virginia Tech  | 11  |
| Notre Dame     | 9   |
| Louisville     | 6   |
| Cal            | 2   |

as of February 3, 2025



SEASON RESULTS

Overall Record: 20-2 (Home: 13-0; Road: 7-0; Neutral: 0-2) | ACC Regular Season Record: 12-0 (Home: 6-0; Road: 6-0)

| Date | AP Rank | DU | OPP | Opponent            | Result    | High Points   | High Rebounds            | High Assists            | High Steals              | High Blocks           | Attendance |
|------|---------|----|-----|---------------------|-----------|---------------|--------------------------|-------------------------|--------------------------|-----------------------|------------|
| N 4  | 7       | -  |     | MAINE               | W, 96-62  | Knueppel (22) | Brown/Flagg (7)          | Flagg (5)               | Flagg/Gillis (3)         | Maluach (3)           | ^ 9,314    |
| N 8  | 7       | -  |     | ARMY WEST POINT     | W, 100-58 | Knueppel (15) | Maluach (14)             | James (4)               | Flagg/James (2)          | Flagg (3)             | ^ 9,314    |
| N 12 | 6       | 19 |     | vs. Kentucky - 1    | L, 72-77  | Flagg (26)    | Flagg (11)               | Foster (4)              | Brown/Foster (2)         | Maluach (3)           | 16,107     |
| N 16 | 6       | -  |     | WOFFORD             | W, 86-35  | Proctor (15)  | Flagg (9)                | Flagg (6)               | Flagg (3)                | Flagg (2)             | ^ 9,314    |
| N 22 | 12      | 17 |     | at Arizona          | W, 69-55  | Flagg (24)    | Brown/Flagg/Knueppel (7) | Proctor (4)             | Brown (3)                | Flagg (3)             | ^ 14,634   |
| N 26 | 11      | 1  |     | vs. Kansas - 2      | L, 72-75  | Proctor (15)  | Proctor (6)              | Knueppel (8)            | Brown (5)                | Foster (2)            | 14,757     |
| N 29 | 11      | -  |     | SEATTLE             | W, 70-48  | Proctor (13)  | Flagg (9)                | Flagg (7)               | Brown/James (3)          | Ngongba (2)           | ^ 9,314    |
| D 4  | 9       | 2  |     | AUBURN - 3          | W, 84-78  | Flagg (22)    | Flagg (11)               | Flagg (4)               | Flagg/James (3)          | Flagg/James (2)       | ^ 9,314    |
| D 8  | 9       | -  |     | at Louisville *     | W, 76-65  | Flagg (20)    | Flagg (12)               | Knueppel (5)            | Brown (3)                | Brown/Flagg/James (3) | 15,312     |
| D 10 | 4       | -  |     | INCARNATE WORD      | W, 72-46  | Maluach (17)  | Flagg/James (8)          | Gillis (5)              | Foster (2)               | Flagg (1)             | ^ 9,314    |
| D 17 | 5       | -  |     | GEORGE MASON        | W, 68-47  | Flagg (24)    | Flagg (9)                | Flagg (4)               | Flagg (3)                | Maluach (2)           | ^ 9,314    |
| D 21 | 5       | -  |     | at Georgia Tech *   | W, 82-56  | Knueppel (18) | Maluach (8)              | Knueppel (5)            | Five players (1)         | Three players (1)     | 8,005      |
| D 31 | 4       | -  |     | VIRGINIA TECH *     | W, 88-65  | Flagg (24)    | James (11)               | Flagg (6)               | Flagg (4)                | Maluach (3)           | ^ 9,314    |
| J 4  | 4       | -  |     | at SMU *            | W, 89-62  | Flagg (24)    | Flagg (11)               | James (8)               | Brown/Flagg/Foster (1)   | Flagg (2)             | ^ 7,105    |
| J 7  | 4       | -  |     | PITTSBURGH *        | W, 76-47  | Flagg (19)    | Flagg (10)               | Flagg (5)               | Flagg (1)                | Flagg (2)             | ^ 9,314    |
| J 11 | 4       | -  |     | NOTRE DAME *        | W, 86-78  | Flagg (42)    | Maluach (10)             | Flagg (7)               | Flagg/Proctor (1)        | Maluach (1)           | ^ 9,314    |
| J 14 | 3       | -  |     | MIAMI *             | W, 89-54  | Knueppel (25) | Maluach (15)             | Flagg (6)               | Flagg/James/Knueppel (1) | James (3)             | ^ 9,314    |
| J 18 | 3       | -  |     | at Boston College * | W, 88-63  | Flagg (28)    | James (7)                | James (6)               | Flagg (2)                | Flagg (2)             | ^ 8,606    |
| J 25 | 2       | -  |     | at Wake Forest *    | W, 63-56  | Flagg (24)    | Knueppel/Proctor (8)     | Flagg (6)               | Ngongba/Proctor (2)      | Maluach (2)           | ^ 13,169   |
| J 27 | 2       | -  |     | NC STATE *          | W, 74-64  | Flagg (28)    | Maluach (8)              | Flagg/James/Proctor (3) | James (3)                | Maluach (2)           | ^ 9,314    |
| F 1  | 2       | -  |     | NORTH CAROLINA *    | W, 87-70  | Knueppel (22) | Flagg (8)                | Flagg (7)               | Flagg (3)                | Flagg (2)             | ^ 9,314    |
| F 5  | 2       | -  |     | at Syracuse *       | W, 83-54  | Proctor (16)  | Brown (8)                | James (4)               | Brown (4)                | Flagg/Maluach (2)     | 23,313     |

Duke/opponent AP ranking at time of game | Home games in capst  
\* - denotes ACC opponent | ^ - denotes sellout  
1 - State Farm Champions Classic (State Farm Arena, Atlanta, Ga.)  
2 - Vegas Showdown (T-Mobile Arena, Las Vegas, Nev.)  
3 - ACC/SEC Challenge

2024-25 ATTENDANCE FIGURES

| Site    | Games | Sellouts | Total   | Average |
|---------|-------|----------|---------|---------|
| Home    | 13    | 13       | 121,082 | 9,314   |
| Away    | 7     | 4        | 90,144  | 12,878  |
| Neutral | 2     | -        | 30,864  | 15,432  |
| Totals  | 22    | 17       | 232,776 | 10,581  |

DUKE RECORD WHEN...

|                                     |      |  |      |                                   |     |
|-------------------------------------|------|--|------|-----------------------------------|-----|
| Plays at home                       | 13-0 | Has more TOs than opponent                           | 5-0  | Margin is 5 pts. or less          | 0-2 |
| Plays on the road                   | 7-0  | Has equal or less TOs than opponent                  | 15-2 | Margin is between 6-10            | 4-0 |
| Plays at neutral site               | 0-2  | Scores more/equal bench points                       | 12-1 | Margin is between 11-20           | 3-0 |
| Record vs. the ACC (regular season) | 12-0 | Scores less bench points                             | 8-1  | Margin is between 21-30           | 9-0 |
| Record against non-conference       | 8-2  | Makes 5+ 3-Pt. shots                                 | 19-1 | Margin is more than 30            | 4-0 |
| Plays an unranked opponent          | 18-0 | No Duke player fouls out                             | 18-2 | Plays on Sunday                   | 1-0 |
| Plays a ranked opponent             | 2-2  | 1+ Duke player fouls out                             | 2-0  | Plays on Monday                   | 2-0 |
| Wins the game before                | 17-2 | Has 20+ assists                                      | 5-0  | Plays on Tuesday                  | 6-2 |
| Loses the game before               | 2-0  | Wears white uniforms                                 | 10-1 | Plays on Wednesday                | 2-0 |
| Leads at half                       | 18-1 | Wears royal blue uniforms                            | 5-0  | Plays on Thursday                 | --  |
| Trails at half                      | 2-0  | Wears black uniforms                                 | 0-1  | Plays on Friday                   | 3-0 |
| Tied at half                        | 0-1  | Wears gray uniforms                                  | 1-0  | Plays on Saturday                 | 8-0 |
| Plays an overtime game              | --   | Wears navy blue uniforms (Brotherhood)               | 2-0  | Scores 59 points or less          | --  |
| Shoots 50% or better                | 11-1 | Wears alternate white uniforms (Cameron Brotherhood) | 2-0  | Scores 60-69 points               | 3-0 |
| Shoots less than 50%                | 9-1  | Plays in November                                    | 5-2  | Scores 70-79 points               | 5-2 |
| Opponent shoots 50% or less         | 20-2 | Plays in December                                    | 6-0  | Scores 80-89 points               | 9-0 |
| Shoots better than opponent         | 18-1 | Plays in January                                     | 7-0  | Scores 90-99 points               | 2-0 |
| Shoots worse than opponent          | 2-1  | Plays in February                                    | 2-0  | Scores 100+ points                | 1-0 |
| Has more FTs made than opponent     | 16-1 | Plays in March                                       | --   | Plays on ESPN                     | 8-2 |
| Has equal FTs made                  | --   | Plays in April                                       | --   | Plays on ESPN2                    | 2-0 |
| Has less FTs made than opponent     | 4-1  | Plays during the day (before 6 p.m.)                 | 6-0  | Plays on ACC Network              | 9-0 |
| Outrebounds opponent                | 16-1 | Plays at night (after 6 p.m.)                        | 14-2 | Plays on ABC                      | --  |
| Is outrebounded                     | 4-1  | Has a 20-pt. scorer                                  | 12-1 | Plays on CBS/TBS                  | --  |
| Has equal rebounds                  | --   | Has a 30-pt. scorer                                  | 1-0  | Plays on Regional Sports Networks | --  |
|                                     |      | Has a 40-pt. scorer                                  | 1-0  | Plays on The CW                   | 1-0 |

## TEAM HIGHS & LOWS

|                        |      | <b>DUKE</b>                                   | <b>OPPONENT</b>                             |
|------------------------|------|---|---|
| Points 1st Half        | High | 51 vs. Wofford (11/16/24)                     | 41 by Kansas (11/26/24)                     |
|                        | Low  | 25 vs. George Mason (12/17/24)                | 14 by Wofford (11/16/24)                    |
| Points 2nd Half        | High | 57 vs. Army West Point (11/8/24)              | 45 by North Carolina (2/1/25)               |
|                        | Low  | 26 vs. Kentucky (11/12/24)                    | 21 by Wofford (11/16/24)                    |
| Total Points           | High | 100 vs. Army West Point (11/8/24)             | 78, 2x, last by Notre Dame (1/11/25)        |
|                        | Low  | 63 at Wake Forest (1/25/25)                   | 35 by Wofford (11/16/24)                    |
| FG Made                | High | 35, 2x, last vs. Army West Point (11/8/24)    | 29 by Auburn (12/4/24)                      |
|                        | Low  | 21, 2x, last at Wake Forest (1/25/25)         | 10 by Seattle (11/29/24)                    |
| FG Attempted           | High | 71, 2x, last vs. Kentucky (11/12/24)          | 68 by George Mason (12/17/24)               |
|                        | Low  | 45 vs. Notre Dame (1/11/25)                   | 47 by Seattle (11/29/24)                    |
| FG Percentage 1st Half | High | .625 (15-of-24) at Georgia Tech (12/21/24)    | .583 (14-of-24) by Boston College (1/18/25) |
|                        | Low  | .273 (9-of-33) vs. George Mason (12/17/24)    | .200 (6-of-30) by Wofford (11/16/24)        |
| FG Percentage 2nd Half | High | .692 (18-of-26) at Syracuse (2/5/25)          | .643 (18-of-28) by North Carolina (2/1/25)  |
|                        | Low  | .286 (8-of-28) at Wake Forest (1/25/25)       | .167 (4-of-24) by Seattle (11/29/24)        |
| FG Percentage          | High | .566 (30-of-53) at Syracuse (2/5/25)          | .491 (28-of-57) by Kansas (11/26/24)        |
|                        | Low  | .368 (21-of-57) at Wake Forest (1/25/25)      | .213 (10-of-47) by Seattle (11/29/24)       |
| 3-Pt. FG Made          | High | 17, 2x, last vs. Miami (1/14/25)              | 14 by Notre Dame (1/11/25)                  |
|                        | Low  | 4, 2x, last vs. NC State (1/27/25)            | 2 by George Mason (12/17/24)                |
| 3-Pt. FG Att.          | High | 38, 2x, last vs. Wofford (11/16/24)           | 33 by Wofford (11/16/24)                    |
|                        | Low  | 20, 3x, last vs. North Carolina (2/1/25)      | 14 by Maine (11/4/24)                       |
| 3-Pt. FG Pct.          | High | .550 (11-of-20) vs. Pittsburgh (1/7/25)       | .583 (14-of-24) by Notre Dame (1/11/25)     |
|                        | Low  | .167 (4-of-24) vs. Kentucky (11/12/24)        | .118 (2-of-17) by George Mason (12/17/24)   |
| FT Made                | High | 30 vs. Notre Dame (1/11/25)                   | 24 by Seattle (11/29/24)                    |
|                        | Low  | 4 vs. Miami (1/14/25)                         | 2, 3x, last by Syracuse (2/5/25)            |
| FT Attempted           | High | 35 vs. Notre Dame (1/11/25)                   | 31 by Seattle (11/29/24)                    |
|                        | Low  | 7 vs. Miami (1/14/25)                         | 2 by Miami (1/14/25)                        |
| FT Percentage          | High | 1.000 (15-of-15) vs. Virginia Tech (12/31/24) | 1.000 (2-of-2) by Miami (1/14/25)           |
|                        | Low  | .571 (4-of-7) vs. Miami (1/14/25)             | .440 (11-of-25) by SMU (1/4/25)             |
| Off. Rebounds          | High | 17 vs. Army West Point (11/8/24)              | 21 by SMU (1/4/25)                          |
|                        | Low  | 5 vs. Kansas (11/26/24)                       | 4, 2x, last by Wake Forest (1/25/25)        |
| Def. Rebounds          | High | 33, 2x, last vs. Kentucky (11/12/24)          | 33 vs. Kentucky (11/12/24)                  |
|                        | Low  | 19 vs. North Carolina (2/1/25)                | 16, 2x, last by Notre Dame (1/11/25)        |
| Total Rebounds         | High | 50 vs. Army West Point (11/8/24)              | 43, 2x, last by George Mason (12/17/24)     |
|                        | Low  | 25 vs. Kansas (11/26/24)                      | 21 by Notre Dame (1/11/25)                  |
| Assists                | High | 25 vs. Miami (1/14/25)                        | 22 by Kansas (11/26/24)                     |
|                        | Low  | 10 vs. NC State (1/27/25)                     | 4 by Maine (11/4/24)                        |
| Blocked Shots          | High | 7 at SMU (1/4/25)                             | 8 by Kentucky (11/12/24)                    |
|                        | Low  | 1, 2x, last vs. Notre Dame (1/11/25)          | 0, 4x, last by Virginia Tech (12/31/24)     |
| Steals                 | High | 12, 2x, last at Syracuse (2/5/25)             | 12 by Kansas (11/26/24)                     |
|                        | Low  | 1 vs. Pittsburgh (1/7/25)                     | 2, 2x, last by Boston College (1/18/25)     |
| Turnovers              | High | 16, 2x, last at Wake Forest (1/25/25)         | 19 by Wofford (11/16/24)                    |
|                        | Low  | 4 vs. Auburn (12/4/24)                        | 7, 2x, last by Notre Dame (1/11/25)         |
| Personal Fouls         | High | 22, 2x, last at Wake Forest (1/25/25)         | 27 by Notre Dame (1/11/25)                  |
|                        | Low  | 8 vs. Miami (1/14/25)                         | 8 by Miami (1/14/25)                        |

## INDIVIDUAL GAME HIGHS

|                    | <b>DUKE</b>   | <b>OPPONENT</b>   |
|--------------------|---|---|
| Total Points       | 42 by Cooper Flagg vs. Notre Dame (1/11/25)         | 23 by Markus Burton, Notre Dame (1/11/25)               |
| First Half Points  | 18, 2x, last by Kon Knueppel vs. Miami (1/14/25)    | 14 by Lynn Kidd, Miami (1/14/25)                        |
| Second Half Points | 27 by Cooper Flagg vs. Notre Dame (1/11/25)         | 15, 2x, last by Tobi Lawal, Virginia Tech (12/31/24)    |
| FG Made            | 11 by Cooper Flagg vs. Notre Dame (1/11/25)         | 10 by Lynn Kidd, Miami (1/14/25)                        |
| FG Attempted       | 22 by Cooper Flagg at Arizona (11/22/24)            | 19 by Jalen Haynes, George Mason (12/17/24)             |
| 3-Pt. FG Made      | 6, 2x, last by Kon Knueppel vs. Miami (1/14/25)     | 5 by Jalen Rucker, Army West Point (11/8/24)            |
| 3-Pt. FG Attempted | 10, 2x, last by Tyrese Proctor at Syracuse (2/5/25) | 11 by Dillon Bailey, Wofford (11/16/24)                 |
| FT Made            | 16 by Cooper Flagg vs. Notre Dame (1/11/25)         | 6, 4x, last by Duncan Powell, Georgia Tech (12/21/24)   |
| FT Attempted       | 17 by Cooper Flagg vs. Notre Dame (1/11/25)         | 9 by Chad Venning, Boston College (1/18/25)             |
| Rebounds           | 15 by Khaman Maluach vs. Miami (1/14/25)            | 13 by Samet Yigitoglu, SMU (1/4/25)                     |
| Offensive Rebounds | 6, 3x, last by Khaman Maluach vs. Miami (1/4/25)    | 8 by Samet Yigitoglu, SMU (1/4/25)                      |
| Defensive Rebounds | 11 by Cooper Flagg vs. Kentucky (11/12/24)          | 10 by Matthew-Alexander Moncrieffe, Seattle (11/29/24)  |
| Assists            | 8, 2x, last by Sion James at SMU (1/4/25)           | 9 by Dajuan Harris Jr., Kansas (11/26/24)               |
| Turnovers          | 7 by Cooper Flagg at Wake Forest (1/25/25)          | 5, 3x, last by Elliot Cadeau, North Carolina (2/1/25)   |
| Blocked Shots      | 3, 6x, last by Sion James vs. Miami (1/14/25)       | 3, 5x, last by Ven-Allen Lubin, North Carolina (2/1/25) |
| Steals             | 5 by Maliq Brown vs. Kansas (11/26/24)              | 5 by Jaden Bradley, Arizona (11/22/24)                  |
| Minutes            | 39 by Cooper Flagg at Wake Forest (1/25/25)         | 40 by Hunter Sallis, Wake Forest (1/25/25)              |

## COMPARISON GAME-BY-GAME

|                 | 1st Half | 2nd Half | Final  | Margin | Total FG    | FG Pct.   | 3pt. FG    | 3FG Pct.  | FT          | FT Pct.    | Reb   | Margin | Assists | Turns | Blocks | Steals | Fouls |
|-----------------|----------|----------|--------|--------|-------------|-----------|------------|-----------|-------------|------------|-------|--------|---------|-------|--------|--------|-------|
| Maine           | 44-33    | 52-29    | 96-62  | +34    | 35-63/21-57 | .556/.368 | 11-29/3-14 | .379/.214 | 15-20/17-18 | .750/.944  | 40/27 | +13    | 17/4    | 13/14 | 3/0    | 10/9   | 18/19 |
| Army            | 43-20    | 57-38    | 100-58 | +42    | 35-71/21-64 | .493/.328 | 17-38/8-29 | .447/.276 | 13-18/8-9   | .722/.889  | 50/32 | +18    | 19/11   | 8/13  | 6/2    | 8/7    | 13/15 |
| vs. Kentucky    | 46-37    | 26-40    | 72-77  | -5     | 28-71/25-63 | .394/.397 | 4-24/10-25 | .167/.400 | 12-17/17-24 | .706/.708  | 44/43 | +1     | 12/17   | 7/11  | 6/8    | 6/4    | 19/18 |
| Wofford         | 51-14    | 35-21    | 86-35  | +51    | 30-62/14-57 | .484/.246 | 16-38/5-33 | .421/.152 | 10-11/2-3   | .909/.667  | 43/29 | +14    | 24/9    | 10/19 | 3/0    | 11/7   | 10/12 |
| at Arizona      | 34-27    | 35-28    | 69-55  | +14    | 26-61/21-53 | .426/.396 | 9-25/6-23  | .360/.261 | 8-13/7-11   | .615/.636  | 43/30 | +13    | 15/16   | 14/15 | 4/4    | 8/9    | 19/14 |
| vs. Kansas      | 39-41    | 33-34    | 72-75  | -3     | 24-48/28-57 | .500/.491 | 11-26/8-17 | .423/.471 | 13-18/11-12 | .722/.917  | 25/31 | -6     | 17/22   | 16/16 | 3/4    | 11/12  | 18/14 |
| Seattle         | 37-25    | 33-23    | 70-48  | +22    | 23-58/10-47 | .397/.213 | 10-36/4-19 | .278/.211 | 14-19/24-31 | .737/.774  | 44/37 | +7     | 18/6    | 13/16 | 4/0    | 12/6   | 22/18 |
| Auburn          | 43-36    | 41-42    | 84-78  | +6     | 29-58/29-64 | .500/.453 | 9-22/10-25 | .409/.400 | 17-27/10-12 | .630/.833  | 34/39 | -5     | 11/17   | 4/8   | 4/3    | 7/4    | 14/20 |
| at Louisville   | 33-37    | 43-28    | 76-65  | +11    | 28-62/19-51 | .452/.373 | 8-30/11-31 | .267/.355 | 12-14/16-21 | .857/.762  | 35/34 | +1     | 14/10   | 7/15  | 3/1    | 7/4    | 18/16 |
| UIW             | 28-21    | 44-25    | 72-46  | +26    | 24-55/17-53 | .436/.321 | 8-25/5-23  | .320/.217 | 16-21/7-12  | .762/.583  | 44/26 | +18    | 16/7    | 13/11 | 1/4    | 5/7    | 16/19 |
| George Mason    | 25-16    | 43-31    | 68-47  | +21    | 21-56/20-68 | .375/.294 | 9-27/2-17  | .333/.118 | 17-21/5-6   | .810/.833  | 42/43 | -1     | 11/5    | 10/13 | 3/1    | 10/5   | 11/20 |
| at Georgia Tech | 41-36    | 41-20    | 82-56  | +26    | 31-55/21-58 | .564/.362 | 10-25/6-17 | .400/.353 | 10-15/8-10  | .667/.800  | 36/25 | +11    | 20/12   | 10/10 | 3/5    | 5/5    | 13/15 |
| Virginia Tech   | 37-27    | 51-38    | 88-65  | +23    | 31-58/23-50 | .534/.460 | 11-29/8-21 | .379/.381 | 15-15/11-15 | 1.000/.733 | 35/22 | +13    | 19/14   | 9/12  | 4/0    | 7/5    | 15/14 |
| at SMU          | 41-32    | 48-30    | 89-62  | +27    | 33-62/23-67 | .532/.343 | 11-27/5-21 | .407/.238 | 12-16/11-25 | .750/.440  | 42/41 | +1     | 22/14   | 7/7   | 7/3    | 3/2    | 19/13 |
| Pittsburgh      | 34-24    | 42-23    | 76-47  | +29    | 26-52/18-58 | .500/.310 | 11-20/6-20 | .550/.300 | 13-18/5-8   | .722/.625  | 41/26 | +15    | 17/9    | 14/11 | 4/6    | 1/11   | 12/17 |
| Notre Dame      | 44-36    | 42-42    | 86-78  | +8     | 24-45/27-57 | .533/.474 | 8-24/14-24 | .333/.583 | 30-35/10-16 | .857/.625  | 34/21 | +13    | 17/15   | 8/7   | 1/1    | 2/3    | 18/27 |
| Miami           | 50-26    | 39-28    | 89-54  | +35    | 34-62/23-59 | .548/.390 | 17-32/6-20 | .531/.300 | 4-7/2-2     | .571/1.000 | 43/22 | +21    | 25/15   | 10/8  | 4/2    | 3/5    | 8/8   |
| at BC           | 40-34    | 49-28    | 88-63  | +25    | 30-57/22-49 | .526/.449 | 8-24/5-15  | .333/.333 | 20-25/14-26 | .800/.538  | 36/22 | +14    | 18/7    | 8/8   | 3/5    | 4/2    | 21/17 |
| at Wake Forest  | 35-22    | 28-34    | 63-56  | +7     | 21-57/19-51 | .368/.373 | 9-32/3-18  | .281/.167 | 12-17/15-23 | .706/.652  | 46/29 | +17    | 14/12   | 16/10 | 6/3    | 4/8    | 22/19 |
| NC State        | 33-37    | 41-27    | 74-64  | +10    | 23-59/24-59 | .390/.407 | 4-20/10-22 | .200/.455 | 24-28/6-7   | .857/.857  | 42-27 | +15    | 10/15   | 10/13 | 3/5    | 8/6    | 12/21 |
| North Carolina  | 47-25    | 40-45    | 87-70  | +17    | 28-53/26-55 | .528/.473 | 10-20/7-19 | .500/.368 | 21-25/11-14 | .840/.786  | 26-31 | -5     | 20/11   | 8/14  | 3/6    | 10/4   | 13/15 |
| at Syracuse     | 37-23    | 46-31    | 83-52  | +29    | 30-53/23-60 | .566/.383 | 9-23/6-23  | .391/.261 | 14-19/2-4   | .737/.500  | 32/33 | -1     | 18/11   | 6/14  | 6/4    | 12/4   | 13/15 |

## GAME REPORTS

|                   | Duke Jersey Color | Won Tip        | Largest Duke Lead | Largest Duke Deficit | No. of Ties | No. of Lead Changes | Duke Led For | Opp. Led For | Game Tied For | Duke's First Sub(s)                                |
|-------------------|-------------------|----------------|-------------------|----------------------|-------------|---------------------|--------------|--------------|---------------|--|
| Maine             | White             | Duke           | 36                | -                    | 1           | -                   | 39:28        | -            | 0:32          | Maliq Brown  |
| Army West Point   | Grey              | Duke           | 42                | 1                    | 1           | 2                   | 39:24        | 0:18         | 0:18          | Maliq Brown  |
| vs. Kentucky      | Black             | Kentucky       | 10                | 6                    | 7           | 9                   | 27:40        | 7:10         | 5:10          | Maliq Brown  |
| Wofford           | White             | Wofford        | 51                | 2                    | 0           | 1                   | 37:57        | 1:42         | 0:21          | Maliq Brown  |
| at Arizona        | Blue              | Duke           | 14                | 5                    | 2           | 1                   | 36:19        | 2:19         | 1:22          | Maliq Brown/Sion James                             |
| vs. Kansas        | White             | Kansas         | 2                 | 13                   | 5           | 6                   | 1:38         | 35:47        | 2:35          | Maliq Brown/Sion James                             |
| Seattle           | White             | Duke           | 29                | 1                    | 2           | 4                   | 38:24        | 0:29         | 1:07          | Maliq Brown/Isaiah Evans/Sion James                |
| Auburn            | White             | Auburn         | 12                | 11                   | 1           | 3                   | 25:42        | 13:51        | 0:27          | Maliq Brown/Caleb Foster                           |
| at Louisville     | Blue              | Louisville     | 13                | 14                   | 2           | 3                   | 8:59         | 29:35        | 1:26          | Maliq Brown/Caleb Foster                           |
| UIW               | White             | Duke           | 31                | 3                    | 1           | 3                   | 35:31        | 1:54         | 1:36          | Caleb Foster                                       |
| George Mason      | White             | George Mason   | 22                | -                    | -           | -                   | 39:02        | -            | 0:58          | Maliq Brown/Caleb Foster                           |
| at Georgia Tech   | Blue              | Duke           | 26                | 3                    | 1           | 1                   | 35:36        | 3:24         | 1:00          | Maliq Brown/Isaiah Evans                           |
| Virginia Tech     | White             | Duke           | 28                | 2                    | 4           | 8                   | 30:41        | 4:25         | 4:54          | Maliq Brown/Caleb Foster                           |
| at SMU            | Navy^             | Duke           | 27                | 1                    | 0           | 2                   | 39:07        | 0:29         | 0:24          | Maliq Brown/Isaiah Evans                           |
| Pittsburgh        | White             | Pittsburgh     | 29                | 1                    | 1           | 4                   | 37:22        | 1:54         | 0:44          | Maliq Brown  |
| Notre Dame        | White*            | Notre Dame     | 18                | -                    | -           | -                   | 39:03        | -            | 0:57          | Maliq Brown/Isaiah Evans/Caleb Foster/Mason Gillis |
| Miami             | White             | Miami          | 36                | -                    | 2           | -                   | 38:29        | -            | 1:31          | Caleb Foster/Mason Gillis                          |
| at Boston College | Blue              | Boston College | 27                | 7                    | 3           | 5                   | 27:20        | 10:21        | 2:19          | Caleb Foster/Mason Gillis/Patrick Ngongba II       |
| at Wake Forest    | Navy^             | Wake Forest    | 15                | 6                    | 2           | 2                   | 30:04        | 6:24         | 3:32          | Mason Gillis                                       |
| NC State          | White             | Duke           | 10                | 13                   | 1           | 2                   | 17:15        | 21:13        | 1:32          | Mason Gillis                                       |
| North Carolina    | White*            | Duke           | 32                | -                    | 1           | -                   | 38:05        | -            | 1:55          | Maliq Brown  |
| at Syracuse       | Blue              | Duke           | 31                | -                    | 2           | -                   | 36:55        | -            | 3:05          | Maliq Brown/Isaiah Evans                           |

^ Brotherhood Uniforms

\* Cameron Brotherhood Uniforms

MISCELLANEOUS STATS

GAMES AS LEADING SCORER

|                |    |
|----------------|----|
| Cooper Flagg   | 12 |
| Kon Knueppel   | 5  |
| Tyrese Proctor | 4  |
| Khaman Maluach | 1  |

GAMES AS LEADING REBOUNDER

|                |    |
|----------------|----|
| Cooper Flagg   | 13 |
| Khaman Maluach | 5  |
| Sion James     | 4  |
| Maliq Brown    | 2  |
| Kon Knueppel   | 2  |
| Tyrese Proctor | 2  |

GAMES LEADING IN ASSISTS

|                |    |
|----------------|----|
| Cooper Flagg   | 12 |
| Sion James     | 5  |
| Kon Knueppel   | 3  |
| Tyrese Proctor | 2  |
| Caleb Foster   | 1  |
| Mason Gillis   | 1  |

DOUBLE-FIGURE SCORING GAMES

|                |    |
|----------------|----|
| Cooper Flagg   | 19 |
| Kon Knueppel   | 18 |
| Tyrese Proctor | 15 |
| Sion James     | 9  |
| Khaman Maluach | 8  |
| Isaiah Evans   | 6  |
| Caleb Foster   | 4  |
| Mason Gillis   | 4  |

20+ POINT GAMES

|                |    |
|----------------|----|
| Cooper Flagg   | 12 |
| Kon Knueppel   | 3  |
| Tyrese Proctor | 1  |

30+ POINT GAMES

|              |   |
|--------------|---|
| Cooper Flagg | 1 |
|--------------|---|

40+ POINT GAMES

|              |   |
|--------------|---|
| Cooper Flagg | 1 |
|--------------|---|

CHARGES DRAWN

|                |    |
|----------------|----|
| Opponent       | 10 |
| Duke           | 4  |
| Tyrese Proctor | 3  |
| Sion James     | 1  |

DUKE'S FIRST SUBSTITUTION

|                    |    |
|--------------------|----|
| Maliq Brown        | 17 |
| Caleb Foster       | 8  |
| Isaiah Evans       | 5  |
| Mason Gillis       | 5  |
| Sion James         | 3  |
| Patrick Ngongba II | 1  |

DUNKS

|                    |     |
|--------------------|-----|
| Opponent           | 30  |
| Duke               | 100 |
| Khaman Maluach     | 41  |
| Cooper Flagg       | 23  |
| Sion James         | 13  |
| Maliq Brown        | 8   |
| Tyrese Proctor     | 6   |
| Mason Gillis       | 2   |
| Kon Knueppel       | 2   |
| Patrick Ngongba II | 3   |
| Isaiah Evans       | 2   |
| Darren Harris      | 1   |

SHOT CLOCK VIOLATIONS FORCED

|          |    |
|----------|----|
| Opponent | 5  |
| Duke     | 22 |

OPENING TIPS CONTROLLED

|                |    |
|----------------|----|
| Opponent       | 12 |
| Duke           | 10 |
| Khaman Maluach | 10 |

TECHNICAL FOULS (UNSPORTING)

|                |   |
|----------------|---|
| Opponent       | 6 |
| Duke           | 3 |
| Cooper Flagg   | 1 |
| Khaman Maluach | 1 |
| Jon Scheyer    | 1 |

THREE-POINT PLAYS

|                |    |
|----------------|----|
| Opponent       | 22 |
| Duke           | 29 |
| Cooper Flagg   | 13 |
| Khaman Maluach | 5  |
| Sion James     | 4  |
| Kon Knueppel   | 4  |
| Tyrese Proctor | 2  |
| Isaiah Evans   | 1  |

FOUR-POINT PLAYS

|                |   |
|----------------|---|
| Opponent       | 1 |
| Duke           | 4 |
| Cooper Flagg   | 2 |
| Kon Knueppel   | 1 |
| Tyrese Proctor | 1 |

FREE THROW SHOOTING | LAST 5:00 & OVERTIME

|                |       |       |
|----------------|-------|-------|
| Duke           | 71-88 | .807  |
| Khaman Maluach | 8-8   | 1.000 |
| Kon Knueppel   | 11-12 | .917  |
| Sion James     | 7-8   | .875  |
| Cooper Flagg   | 25-29 | .862  |
| Isaiah Evans   | 4-5   | .800  |
| Tyrese Proctor | 5-7   | .714  |
| Caleb Foster   | 6-9   | .667  |
| Darren Harris  | 5-9   | .556  |
| Maliq Brown    | 0-1   | .000  |

LARGEST HALFTIME LEAD

37 [51-14] vs. Wofford (11/16/24)

LARGEST HALFTIME DEFICIT

4, 2x  
[33-37] at Louisville (12/8/24)  
[33-37] vs. NC State (1/27/25)

LARGEST DUKE LEAD

51, 2x  
[77-26] vs. Wofford (11/16/24)  
[86-35] vs. Wofford (11/16/24)

LARGEST DUKE DEFICIT

14 [16-30] at Louisville (12/8/24)

10+ POINT SCORING RUNS

|          |    |
|----------|----|
| Opponent | 5  |
| Duke     | 23 |

LONGEST SCORING RUN

19 vs. NC State (1/27/25)

LONGEST SCORING RUN ALLOWED

14 by Kansas (11/26/24)

LARGEST DUKE WIN

51 [86-35] vs. Wofford (11/16/24)

LARGEST DUKE DEFEAT

5 [72-77] vs. Kentucky (11/12/24)

LONGEST WINNING STREAK

16 (11/29/24-pres.)

LONGEST LOSING STREAK

1, 2x (11/12/24-11/16/24; 11/26/24-11/29/24)

LARGEST ROAD CROWD

23,313 at Syracuse (2/5/25)

LARGEST NEUTRAL CROWD

16,107 (State Farm Arena, Atlanta, Ga.)

SPECIALTY STATS

|                   | POINTS IN THE PAINT |      | POINTS OFF TURNOVERS |      | 2ND CHANCE POINTS |     | FAST BREAK POINTS |     | BENCH POINTS |      |
|-------------------|---------------------|------|----------------------|------|-------------------|-----|-------------------|-----|--------------|------|
|                   | Duke                | Opp  | Duke                 | Opp  | Duke              | Opp | Duke              | Opp | Duke         | Opp  |
| Maine             | 44                  | 30   | 19                   | 19   | 14                | 11  | 18                | 9   | 29           | 15   |
| Army West Point   | 36                  | 18   | 16                   | 14   | 17                | 7   | 14                | 5   | 36           | 14   |
| vs. Kentucky      | 46                  | 26   | 15                   | 9    | 10                | 9   | 12                | 10  | 6            | 25   |
| Wofford           | 22                  | 16   | 17                   | 5    | 17                | 5   | 5                 | 3   | 31           | 5    |
| at Arizona        | 28                  | 26   | 19                   | 10   | 14                | 8   | 12                | 6   | 8            | 8    |
| vs. Kansas        | 24                  | 30   | 15                   | 21   | 4                 | 5   | 13                | 10  | 23           | 19   |
| Seattle           | 22                  | 8    | 15                   | 10   | 13                | 6   | 15                | 2   | 21           | 22   |
| Auburn            | 38                  | 34   | 13                   | 1    | 20                | 19  | 16                | 0   | 33           | 27   |
| at Louisville     | 34                  | 14   | 20                   | 8    | 6                 | 3   | 12                | 3   | 18           | 31   |
| UIW               | 30                  | 14   | 11                   | 15   | 14                | 4   | 2                 | 5   | 28           | 12   |
| George Mason      | 22                  | 28   | 16                   | 4    | 10                | 16  | 16                | 2   | 17           | 10   |
| at Georgia Tech   | 38                  | 30   | 12                   | 10   | 8                 | 8   | 10                | 8   | 19           | 24   |
| Virginia Tech     | 38                  | 22   | 18                   | 8    | 17                | 3   | 8                 | 2   | 35           | 26   |
| at SMU            | 42                  | 24   | 7                    | 10   | 12                | 15  | 10                | 5   | 23           | 12   |
| Pittsburgh        | 28                  | 20   | 20                   | 10   | 11                | 5   | 9                 | 7   | 6            | 16   |
| Notre Dame        | 26                  | 16   | 16                   | 6    | 10                | 13  | 13                | 2   | 5            | 17   |
| Miami             | 34                  | 22   | 13                   | 14   | 15                | 4   | 11                | 9   | 34           | 8    |
| at Boston College | 38                  | 28   | 10                   | 9    | 14                | 7   | 5                 | 3   | 26           | 13   |
| at Wake Forest    | 20                  | 26   | 6                    | 12   | 5                 | 3   | 2                 | 12  | 15           | 14   |
| NC State          | 32                  | 16   | 17                   | 17   | 9                 | 8   | 25                | 10  | 6            | 25   |
| North Carolina    | 32                  | 30   | 19                   | 7    | 9                 | 5   | 10                | 10  | 8            | 25   |
| at Syracuse       | 38                  | 32   | 23                   | 7    | 7                 | 11  | 6                 | 2   | 28           | 23   |
| Totals            | 712                 | 510  | 337                  | 226  | 256               | 175 | 243               | 124 | 455          | 391  |
| Averages          | 32.4                | 23.2 | 15.3                 | 10.3 | 11.6              | 7.9 | 11.0              | 5.6 | 20.7         | 17.8 |



## THE LAST TIME IT HAPPENED | TEAM

### DUKE WAS RANKED (AP POLL)

|                       |                          |
|-----------------------|--------------------------|
| No. 1                 | November 29, 2021        |
| <b>Top 5 (2-5)</b>    | <b>February 3, 2025</b>  |
| <b>Top 10 (6-10)</b>  | <b>December 2, 2024</b>  |
| <b>Top 25 (11-25)</b> | <b>November 18, 2024</b> |

### DUKE PLAYED A RANKED OPPONENT (AP POLL)

|                       |  |
|-----------------------|--|
| <b>No. 1</b>          | <b>vs. Kansas on Nov. 26, 2024</b>               |
| <b>Top 5 (2-5)</b>    | <b>vs. No. 2 Auburn on Dec. 4, 2024</b>          |
| <b>Top 10 (6-10)</b>  | <b>vs. No. 7 North Carolina on March 9, 2024</b> |
| <b>Top 25 (11-25)</b> | <b>at No. 17 Arizona on Nov. 22, 2024</b>        |

### DUKE DEFEATED A RANKED OPPONENT (AP POLL)

|                       |   |
|-----------------------|---|
| No. 1                 | vs. Gonzaga [84-81] on Nov. 26, 2021              |
| <b>Top 5 (2-5)</b>    | <b>vs. No. 2 Auburn on Dec. 4, 2024</b>           |
| <b>Top 10 (6-10)</b>  | <b>vs. No. 10 Baylor [78-70] on Dec. 20, 2023</b> |
| <b>Top 25 (11-25)</b> | <b>at No. 17 Arizona on Nov. 22, 2024</b>         |

### DUKE LOST TO A RANKED OPPONENT (AP POLL)

|                       |  |
|-----------------------|--|
| <b>No. 1</b>          | <b>vs. Kansas [72-75] on Nov. 26, 2024</b>               |
| <b>Top 5 (2-5)</b>    | <b>at No. 3 North Carolina [84-93] on Feb. 3, 2024</b>   |
| <b>Top 10 (6-10)</b>  | <b>vs. No. 7 North Carolina [79-84] on March 9, 2024</b> |
| <b>Top 25 (11-25)</b> | <b>vs. No. 19 Kentucky [72-77] on Nov. 12, 2024</b>      |

### DUKE FACED NO. 1 (AP POLL)

|                |  |
|----------------|--|
| Home           | vs. Syracuse [W, 66-60] on Feb. 22, 2014       |
| Road           | vs. North Carolina [L, 83-69] on March 7, 1993 |
| <b>Neutral</b> | <b>vs. Kansas [L, 72-75] on Nov. 26, 2024</b>  |

### 100 POINTS BY A TEAM

|             |                              |
|-------------|------------------------------|
| By Duke     | 106 vs. Queens (12/30/23)    |
| By Opponent | 113 by Wake Forest (2/25/20) |

### 40+ POINT WIN

|             |  |
|-------------|--|
| By Duke     | <b>51 [86-35] vs. Wofford (11/16/24)</b> |
| By Opponent | 43 [109-66] by Virginia (3/11/83)        |

### 30-39 POINT WIN

|             |                                       |
|-------------|---------------------------------------|
| By Duke     | <b>35 [89-54] vs. Miami (1/14/25)</b> |
| By Opponent | 103-73 by UNLV (4/2/90)               |

### OVERTIME GAME

|           |                                  |
|-----------|----------------------------------|
| Duke Win  | 98-96 at North Carolina (2/8/20) |
| Duke Loss | 62-69 at Virginia (2/11/23)      |

### DOUBLE OVERTIME GAME

|           |                                   |
|-----------|-----------------------------------|
| Duke Win  | 66-63 vs. Virginia Tech (12/1/69) |
| Duke Loss | 101-113 at Wake Forest (2/25/20)  |

### TRIPLE OVERTIME GAME

|           |                             |
|-----------|-----------------------------|
| Duke Win  | 73-72 vs. Clemson (2/24/82) |
| Duke Loss | 70-68 at Virginia (2/25/58) |

### WON THE GAME IN THE FINAL SECONDS

|             |  |
|-------------|--|
| By Duke     | Tyrese Proctor, 2 FT at 1.0 second     |
|             | Duke defeated Clemson, 72-71 (1/27/24) |
| By Opponent | Reece Beekman, 3FG at 1.1 seconds      |
|             | Virginia defeated Duke, 69-68 (2/7/22) |

### WON THE GAME AT THE BUZZER

|             |  |
|-------------|--|
| By Duke     | Wendell Moore Jr., FG                                  |
|             | Duke defeated North Carolina, 98-96 [OT] (2/8/20)      |
| By Opponent | Nathan Bain, FG  |
|             | Stephen F. Austin defeated Duke, 85-83 [OT] (11/26/19) |

### 5 PLAYERS IN DOUBLE-FIGURE POINTS

|             |                                 |
|-------------|---------------------------------|
| By Duke     | <b>(5) at Syracuse (2/5/25)</b> |
| By Opponent | (5) by NC State (3/14/24)       |

### 6 PLAYERS IN DOUBLE-FIGURE POINTS

|         |   |
|---------|---|
| By Duke | <b>(6) vs. Virginia Tech (12/31/24)</b> |
|---------|---|

### 7 PLAYERS IN DOUBLE-FIGURE POINTS

|         |                               |
|---------|-------------------------------|
| By Duke | (7) vs. Georgia Tech (1/4/17) |
|---------|-------------------------------|

### 8 PLAYERS IN DOUBLE-FIGURE POINTS

|         |                           |
|---------|---------------------------|
| By Duke | (8) vs. Clemson (1/27/92) |
|---------|---------------------------|

### 9+ PLAYERS IN DOUBLE-FIGURE POINTS

|         |       |
|---------|-------|
| By Duke | Never |
|---------|-------|

### MADE 40-49 FIELD GOALS

|             |                              |
|-------------|------------------------------|
| By Duke     | 40 vs. Queens (12/30/23)     |
| By Opponent | 42 by Florida State (2/4/06) |

### MADE 50+ FIELD GOALS

|             |                          |
|-------------|--------------------------|
| By Duke     | 50 vs. Mercer (12/21/97) |
| By Opponent | Never                    |

### MADE FEWER THAN 20 FIELD GOALS

|             |                                    |
|-------------|------------------------------------|
| By Duke     | 19 vs. Vermont (3/22/24)           |
| By Opponent | <b>19 by Wake Forest (1/25/25)</b> |

### HAD 70-79 FIELD GOAL ATTEMPTS

|             |                                   |
|-------------|-----------------------------------|
| By Duke     | <b>71 vs. Kentucky (11/12/24)</b> |
| By Opponent | 70 by North Carolina (2/4/23)     |

### HAD 80-89 FIELD GOAL ATTEMPTS

|             |                               |
|-------------|-------------------------------|
| By Duke     | 80 at North Carolina (2/8/20) |
| By Opponent | 80 by Syracuse (1/14/19)      |

### HAD 90-99 FIELD GOAL ATTEMPTS

|             |                                |
|-------------|--------------------------------|
| By Duke     | 90 vs. Wake Forest (12/18/70)  |
| By Opponent | 91 by William & Mary (12/3/73) |

### HAD 100+ FIELD GOAL ATTEMPTS

|             |                           |
|-------------|---------------------------|
| By Duke     | 102 vs. NC State (3/5/55) |
| By Opponent | 100 by NC State (2/20/74) |

### HAD FEWER THAN 30 FIELD GOAL ATTEMPTS

|             |                                 |
|-------------|---------------------------------|
| By Duke     | 23 vs. North Carolina (2/24/79) |
| By Opponent | 29 by North Carolina (3/8/02)   |

### SHOT OVER 60 PERCENT FROM THE FIELD

|             |  |
|-------------|--|
| By Duke     | .644 (38-of-59) vs. Dartmouth (11/6/23)  |
| By Opponent | .604 (29-of-48) by Wake Forest (2/24/24) |

### SHOT OVER 70 PERCENT FROM THE FIELD

|             |  |
|-------------|--|
| By Duke     | .704 (38-of-54) vs. Davidson (11/8/13) |
| By Opponent | .700 (7-of-10) by Wake Forest (2/7/10) |

### SHOT LESS THAN 30 PERCENT FROM THE FIELD

|             |   |
|-------------|---|
| By Duke     | .267 (16-of-60) vs. Oregon State (11/24/22) |
| By Opponent | .294 (20-of-68) by George Mason (12/17/24)  |

### MADE 10+ THREE-POINT FIELD GOALS

|             |                                       |
|-------------|---------------------------------------|
| By Duke     | <b>10 vs. North Carolina (2/1/25)</b> |
| By Opponent | <b>10 by NC State (1/27/25)</b>       |

### MADE 15+ THREE-POINT FIELD GOALS

|             |                               |
|-------------|-------------------------------|
| By Duke     | <b>17 vs. Miami (1/14/25)</b> |
| By Opponent | 18 by The Citadel (11/22/21)  |

### MADE 0 THREE-POINT FIELD GOALS

|             |                             |
|-------------|-----------------------------|
| By Duke     | 0-4 vs. Hawai'i (12/30/89)  |
| By Opponent | 0-8 by Tennessee (11/21/11) |

### HAD 30+ THREE-POINT FIELD GOAL ATTEMPTS

|             |                                    |
|-------------|------------------------------------|
| By Duke     | <b>32 at Wake Forest (1/25/25)</b> |
| By Opponent | <b>31 by Louisville (12/8/24)</b>  |

### SHOT OVER 60 PERCENT FROM THE 3-POINT LINE

|             |  |
|-------------|--|
| By Duke     | .625 (10-of-16) at Florida State (2/17/24) |
| By Opponent | .667 (10-of-15) by North Carolina (2/6/21) |

### SHOT OVER 70 PERCENT FROM THE 3-POINT LINE

|             |   |
|-------------|---|
| By Duke     | .706 (12-of-17) vs. Virginia Tech (2/21/13) |
| By Opponent | .727 (8-of-11) by Georgia Tech (2/4/15)     |

### SHOT OVER 80 PERCENT FROM THE 3-POINT LINE

|             |   |
|-------------|---|
| By Duke     | .800 (8-of-10) vs. Minnesota (11/22/12) |
| By Opponent | .800 (12-of-15) by N. Carolina (3/5/83) |

### SHOT LESS THAN 20 PERCENT FROM THE 3-POINT LINE

|             |   |
|-------------|---|
| By Duke     | .167 (4-of-24) vs. Kentucky (11/12/24)  |
| By Opponent | .167 (3-of-18) by Wake Forest (1/25/25) |

### MADE 30-39 FREE THROWS

|             |                                    |
|-------------|------------------------------------|
| By Duke     | <b>30 vs. Notre Dame (1/11/25)</b> |
| By Opponent | 37 by Wake Forest (2/25/20)        |

### MADE 40+ FREE THROWS

|             |                                     |
|-------------|-------------------------------------|
| By Duke     | 40 vs. Southern Illinois (11/20/08) |
| By Opponent | 42 by Wake Forest (12/20/68)        |

### MADE 5 OR FEWER FREE THROWS

|             |                               |
|-------------|-------------------------------|
| By Duke     | <b>4 vs. Miami (1/14/25)</b>  |
| By Opponent | <b>2 by Syracuse (2/5/25)</b> |

### HAD 40-49 FREE THROW ATTEMPTS

|             |                              |
|-------------|------------------------------|
| By Duke     | 40 vs. Georgia Tech (1/4/22) |
| By Opponent | 40 by Florida State (3/1/06) |

### HAD 50+ FREE THROW ATTEMPTS

|             |                             |
|-------------|-----------------------------|
| By Duke     | 54 vs. Fairfield (11/14/98) |
| By Opponent | 50 by Wake Forest (2/25/20) |

### SHOT OVER 90 PERCENT FROM THE FOUL LINE

|             |  |
|-------------|--|
| By Duke     | .909 (10-of-11) vs. Wofford (11/16/24) |
| By Opponent | .917 (11-of-12) by Kansas (11/26/24)   |

### SHOT 100 PERCENT FROM THE FOUL LINE

|             |                                       |
|-------------|---------------------------------------|
| By Duke     | 15-of-15 vs. Virginia Tech (12/31/24) |
| By Opponent | 2-of-2 by Miami (1/14/25)             |

### HAD 50-59 REBOUNDS

|             |   |
|-------------|---|
| By Duke     | <b>50 vs. Army West Point (11/8/24)</b> |
| By Opponent | 50 by North Carolina (4/2/22)           |

### HAD 60+ REBOUNDS

|             |                                      |
|-------------|--------------------------------------|
| By Duke     | 61 vs. Saint Francis (Pa.) (12/5/17) |
| By Opponent | 64 by North Carolina (3/5/16)        |

### FIVE PLAYERS FOULED OUT

|             |                              |
|-------------|------------------------------|
| By Duke     | vs. Wake Forest (2/17/08)    |
| By Opponent | by Portland State (11/24/17) |

### HAD 20-29 ASSISTS

|             |                                       |
|-------------|---------------------------------------|
| By Duke     | <b>20 vs. North Carolina (2/1/25)</b> |
| By Opponent | <b>22 by Kansas (1/26/24)</b>         |

### HAD 30+ ASSISTS

|             |                              |
|-------------|------------------------------|
| By Duke     | 32 vs. Evansville (12/20/17) |
| By Opponent | 30 by Maryland (2/10/90)     |

### HAD 10+ BLOCKED SHOTS

|             |                           |
|-------------|---------------------------|
| By Duke     | 11 vs. Queens (12/30/23)  |
| By Opponent | 10 by Arkansas (11/29/23) |

### HAD 15+ STEALS

|             |                               |
|-------------|-------------------------------|
| By Duke     | 15 vs. USC Upstate (11/11/22) |
| By Opponent | 15 by Miami (1/8/22)          |

### HAD 20+ TURNOVERS

|             |                              |
|-------------|------------------------------|
| By Duke     | 22 at Virginia (2/11/23)     |
| By Opponent | 23 by USC Upstate (11/11/22) |

### HAD 30+ TURNOVERS

|             |                                   |
|-------------|-----------------------------------|
| By Duke     | 33 vs. Maryland (2/9/91)          |
| By Opponent | 31 by Eastern Kentucky (11/25/07) |

### COMMITTED 10 OR FEWER TURNOVERS

|             |                                    |
|-------------|------------------------------------|
| By Duke     | <b>6 at Syracuse (2/5/25)</b>      |
| By Opponent | <b>10 by Wake Forest (1/25/25)</b> |

## THE LAST TIME IT HAPPENED | INDIVIDUAL

### 30-39 POINTS BY A PLAYER

By Duke 32, Jared McCain, vs. NC State (3/31/24)  
By Opp. 31, Cormac Ryan, North Carolina (3/9/24)

### 40+ POINTS BY A PLAYER

By Duke 42, Cooper Flagg vs. Notre Dame (1/11/25)  
By Opp. 40, Bootsy Thornton, St. John's (1/24/99)

### 50+ POINTS BY A PLAYER

By Duke 58, Danny Ferry vs. Miami (12/10/88)  
By Opp. Never

### TWO PLAYERS SCORED 20 OR MORE POINTS

By Duke Kon Knueppel (22) & Cooper Flagg (21)  
vs. North Carolina (2/1/25)  
By Opp. Johni Broome (20), Tahaad Pettiford (20)  
Auburn (12/4/24)

### THREE PLAYERS SCORED 20 OR MORE POINTS

By Duke Jared McCain (23), Kyle Filipowski (22),  
Jeremy Roach (20) at North Carolina (2/3/24)  
By Opp. Armando Bacot (23), Caleb Love (22),  
RJ Davis (21), Brady Manek (20), North Carolina (3/5/22)

### FOUR PLAYERS SCORED 20 OR MORE POINTS

By Duke Jabari Parker (22), Rodney Hood (22),  
Quinn Cook (21), Rasheed Sulaimon (20)  
vs. Davidson (11/8/13)  
By Opp. Armando Bacot (23), Caleb Love (22),  
RJ Davis (21), Brady Manek (20), North Carolina (3/5/22)

### TWO PLAYERS SCORED 30 OR MORE POINTS

By Duke Gerald Henderson (35), Jon Scheyer (30)  
vs. Wake Forest (2/22/09)  
By Opp. Brian Oliver (31), Dennis Scott (31)  
Georgia Tech (3/10/90)

### 10+ FIELD GOALS MADE BY A PLAYER

By Duke 11, Cooper Flagg vs. Notre Dame (1/11/25)  
By Opp. 10, Lynn Kidd, Miami (1/14/25)

### 15+ FIELD GOALS MADE BY A PLAYER

By Duke 15, Matthew Hurt vs. Louisville (2/27/21)  
By Opp. 17, Al Thornton, Florida State (2/4/06)

### 20-29 FIELD GOAL ATTEMPTS BY A PLAYER

By Duke 20, Cooper Flagg vs. George Mason (12/17/24)  
By Opp. 20, Hunter Sallis, Wake Forest (2/12/24)

### 30+ FIELD GOAL ATTEMPTS BY A PLAYER

By Duke 30, RJ Barrett vs. Syracuse (1/14/19)  
By Opp. 32, Al Thornton, Florida State (2/4/06)

### PLAYER SHOT 1.000 WITH 5+ FIELD GOAL ATTEMPTS

By Duke 5-of-5, Khaman Maluach at Georgia Tech (12/21/24)  
By Opp. 8-8, Kadin Shedrick, Virginia (2/7/22)

### PLAYER SHOT .800 WITH 10+ FIELD GOAL ATTEMPTS

By Duke 9-11 (.818), Kon Knueppel vs. Miami (1/14/25)  
By Opp. 11-13 (.846) by Hunter Sallis, Wake Forest (2/24/24)

### PLAYER SHOT .900 WITH 10+ FIELD GOAL ATTEMPTS

By Duke 11-12 (.917), Kyle Filipowski at Pittsburgh (1/9/24)  
By Opp. 10-11 (.909), Armando Bacot, North Carolina (3/5/22)

### 5+ 3PT FIELD GOALS MADE BY A PLAYER

By Duke 6, Kon Knueppel vs. Miami (1/14/25)  
By Opp. 5, Jalen Rucker, Army West Point (11/8/24)

### 10+ 3PT FIELD GOAL ATTEMPTS BY A PLAYER

By Duke 10, Tyrese Proctor at Syracuse (2/5/25)  
By Opp. 10, Claudell Harris Jr., Boston College (2/10/24)

### PLAYER SHOT .800 WITH 5+ 3PT FIELD GOAL ATTEMPTS

By Duke 4-5 (.800), Jeremy Roach  
at Virginia Tech (1/29/24)  
By Opp. 4-5 (.800), Miles Kelly  
Auburn (12/4/24)

### 10+ FREE THROWS MADE BY A PLAYER

By Duke 11 by Cooper Flagg vs. NC State (1/27/25)  
By Opp. 10, Matthew Cleveland, Florida State (12/31/22)

### 15+ FREE THROWS MADE BY A PLAYER

By Duke 16, Cooper Flagg vs. Notre Dame (1/11/25)  
By Opp. 15, Bryant Crawford, Wake Forest (1/28/17)

### 10+ FREE THROWS ATTEMPTED BY A PLAYER

By Duke 13, Cooper Flagg vs. NC State (1/27/25)  
By Opp. 10, Cormac Ryan, North Carolina (3/9/24)

### 15+ FREE THROWS ATTEMPTED BY A PLAYER

By Duke 16, Cooper Flagg vs. Notre Dame (1/11/25)  
By Opp. 17, Au'Diese Toney, Pittsburgh (1/19/21)

### 20+ FREE THROWS ATTEMPTED BY A PLAYER

By Duke 20, Christian Laettner vs. Boston U. (1/21/92)  
By Opp. 22, Buzzy Wilkinson, Virginia (3/4/54)

### PLAYER SHOT 1.000 WITH 10+ FREE THROW ATTEMPTS

By Duke 11-of-11, Jared McCain vs. NC State (3/31/24)  
By Opp. 10-of-10, Matthew Cleveland, Florida State (12/31/22)

### 10+ REBOUNDS BY A PLAYER

By Duke 10, Khaman Maluach vs. Notre Dame (1/11/25)  
By Opp. 13, Samet Yigitoglu, SMU (1/4/25)

### 15+ REBOUNDS BY A PLAYER

By Duke 15, Khaman Maluach vs. Miami (1/14/25)  
By Opp. 16, Mohamed Diarra, NC State (3/14/24)

### 20+ REBOUNDS BY A PLAYER

By Duke 21, Marvin Bagley III vs. Florida State (12/30/17)  
By Opp. 21, Armando Bacot, North Carolina (4/2/22)

### TWO PLAYERS WITH 10 OR MORE REBOUNDS

By Duke Cooper Flagg (12), Maliq Brown (11)  
at Louisville (12/8/24)  
By Opp. Harrison Ingram (13), Armando Bacot (10)  
North Carolina (2/3/24)

### 5+ OFFENSIVE REBOUNDS BY A PLAYER

By Duke 6, Khaman Maluach vs. Miami (1/14/25)  
By Opp. 5, Ven-Allen Lubin, North Carolina (2/1/25)

### 10+ DEFENSIVE REBOUNDS BY A PLAYER

By Duke 11, Cooper Flagg vs. Kentucky (11/12/24)  
By Opp. 10, Matthew-Alexander Moncrieffe, Seattle (11/29/24)

### 10+ ASSISTS BY A PLAYER

By Duke 10, Tyrese Proctor vs. Pittsburgh (3/9/23)  
By Opp. 10, Dajuan Harris, Kansas (11/15/22)

### 5+ BLOCKED SHOTS BY A PLAYER

By Duke 5, Kyle Filipowski vs. Queens (12/30/23)  
By Opp. 5, Yves Missi, Baylor (12/20/23)

### 10+ BLOCKED SHOTS BY A PLAYER

By Duke 10, Shelden Williams vs. Maryland (1/11/06)  
By Opp. 10, Jay Huff, Virginia (2/29/20)

### 5+ STEALS BY A PLAYER

By Duke 5, Maliq Brown vs. Kansas (11/26/24)  
By Opp. 5, Jaden Bradley, Arizona (11/22/24)

### 10+ STEALS BY A PLAYER

By Duke 11, Kenny Dennard vs. Maryland (2/3/79)  
By Opp. Never

### 40 MINUTES PLAYED IN REGULATION

By Duke 40, Jared McCain vs. NC State (3/31/24)  
By Opp. 40, Hunter Sallis, Wake Forst (1/25/25)

### 40+ MINUTES PLAYED IN A GAME

By Duke 42, Tyrese Proctor at Virginia (2/11/23)  
By Opp. 41, Reece Beekman, Virginia (2/11/23)

### 50+ MINUTES PLAYED IN A GAME

By Duke 53, Chip Engelland vs. Clemson (2/24/82)  
51, Vince Taylor vs. Clemson (2/24/82)  
By Opp. 53, Vince Hamilton, Clemson (2/24/82)  
52, Mike Eppley, Clemson (2/24/82)  
51, Fred Gillam, Clemson (2/24/82)

### DOUBLE-DOUBLE BY A PLAYER\*

By Duke Khaman Maluach (12/15) vs. Miami (1/14/25)  
By Opp. Samet Yigitoglu (10/13), SMU (1/4/25)

### MULTIPLE DOUBLE-DOUBLES IN A GAME\*

By Duke Cooper Flagg (13/11) & Khaman Maluach (11/14)  
vs. Army West Point (11/8/24)  
By Opp. Armando Bacot (25/10) & Harrison Ingram (21/13)  
North Carolina (2/3/24)

### 20-20 GAMES (POINTS - REBOUNDS)

By Duke 32/21, Marvin Bagley III vs. Florida State (12/30/17)  
By Opp. 26/24, Sean May, North Carolina (3/6/05)

### TRIPLE-DOUBLE BY A PLAYER^

By Duke 19/10/10, Wendell Moore Jr., vs. Army (11/12/21)  
By Opp. 16/15/10 blocks, Tree Rollins, Clemson (2/23/77)

### ALL-TIME TRIPLE-DOUBLES BY A DUKE PLAYER (5)

21/18/10 assists, Art Heyman vs. Virginia (2/28/63)  
13/12/11 assists, Gene Banks vs. Lehigh (1/9/78)  
19/11/10 blocks, Shelden Williams vs. Maryland (1/11/06)  
23/11/10 assists, RJ Barrett vs. NC State (2/16/19)  
19/10/10 assists, Wendell Moore Jr., vs. Army (11/12/21)

*\*Double-doubles are points and rebounds  
unless otherwise indicated*

*^Triple-doubles are points, rebounds, and assists  
unless indicated*

## DUKE SEASON STATS

### Game Records

| Record         | Overall | Home | Away | Neutral |
|----------------|---------|------|------|---------|
| ALL GAMES      | 20-2    | 13-0 | 7-0  | 0-2     |
| CONFERENCE     | 12-0    | 6-0  | 6-0  | 0-0     |
| NON-CONFERENCE | 8-2     | 7-0  | 1-0  | 0-2     |

### Score by Periods

| Team      | 1st | 2nd | OT | TOT  |
|-----------|-----|-----|----|------|
| Duke      | 862 | 908 | 0  | 1770 |
| Opponents | 629 | 686 | 0  | 1315 |

### Team Box Score

| No.       | Player             |       |        |      | Total    |      | 3-Point  |      | F-Throw |      | Rebounds |     |     |      |     |    |     |     |     |     |      |      |  |  |
|-----------|--------------------|-------|--------|------|----------|------|----------|------|---------|------|----------|-----|-----|------|-----|----|-----|-----|-----|-----|------|------|--|--|
|           |                    | GP-GS | MIN    | AVG  | FG-FGA   | FG%  | 3FG-3FGA | 3FG% | FT-FTA  | FT%  | OFF      | DEF | TOT | AVG  | PF  | DQ | A   | TO  | BLK | STL | PTS  | AVG  |  |  |
| 2         | FLAGG, Cooper      | 22-22 | 701:28 | 31.9 | 143-294  | .486 | 29-82    | .354 | 115-143 | .804 | 34       | 138 | 172 | 7.8  | 46  | 1  | 91  | 58  | 28  | 32  | 430  | 19.5 |  |  |
| 7         | KNUEPPEL, Kon      | 22-22 | 648:20 | 29.5 | 97-218   | .445 | 50-134   | .373 | 52-59   | .881 | 16       | 65  | 81  | 3.7  | 48  | 0  | 57  | 27  | 4   | 18  | 296  | 13.5 |  |  |
| 5         | PROCTOR, Tyrese    | 22-22 | 645:08 | 29.3 | 81-199   | .407 | 49-126   | .389 | 30-40   | .750 | 14       | 63  | 77  | 3.5  | 42  | 0  | 49  | 24  | 3   | 14  | 241  | 11.0 |  |  |
| 9         | MALUACH, Khaman    | 22-22 | 445:49 | 20.3 | 71-96    | .740 | 1-7      | .143 | 34-44   | .773 | 55       | 78  | 133 | 6.0  | 44  | 0  | 6   | 15  | 25  | 4   | 177  | 8.0  |  |  |
| 14        | JAMES, Sion        | 22-15 | 524:59 | 23.9 | 61-118   | .517 | 15-39    | .385 | 37-47   | .787 | 15       | 75  | 90  | 4.1  | 35  | 0  | 68  | 26  | 8   | 24  | 174  | 7.9  |  |  |
| 3         | EVANS, Isaiah      | 19-0  | 235:51 | 12.4 | 41-91    | .451 | 35-77    | .455 | 13-15   | .867 | 2        | 17  | 19  | 1.0  | 18  | 0  | 10  | 7   | 1   | 2   | 130  | 6.8  |  |  |
| 1         | FOSTER, Caleb      | 22-7  | 361:24 | 16.4 | 43-109   | .394 | 15-52    | .288 | 16-26   | .615 | 8        | 32  | 40  | 1.8  | 24  | 0  | 34  | 20  | 2   | 17  | 117  | 5.3  |  |  |
| 18        | GILLIS, Mason      | 21-0  | 302:58 | 14.4 | 35-75    | .467 | 20-55    | .364 | 10-12   | .833 | 16       | 36  | 52  | 2.5  | 31  | 0  | 17  | 10  | 0   | 9   | 100  | 4.8  |  |  |
| 6         | BROWN, Maliq       | 17-0  | 307:18 | 18.1 | 19-31    | .613 | 1-7      | .143 | 6-16    | .375 | 33       | 46  | 79  | 4.6  | 29  | 0  | 26  | 18  | 9   | 28  | 45   | 2.6  |  |  |
| 21        | NGONGBA, Patrick   | 13-0  | 131:32 | 10.1 | 15-21    | .714 | 0-1      | .000 | 2-4     | .500 | 15       | 21  | 36  | 2.8  | 22  | 1  | 7   | 3   | 4   | 5   | 32   | 2.5  |  |  |
| 8         | HARRIS, Darren     | 12-0  | 65:15  | 5.4  | 7-20     | .350 | 4-12     | .333 | 7-13    | .538 | 5        | 6   | 11  | 0.9  | 1   | 0  | 3   | 1   | 0   | 1   | 25   | 2.1  |  |  |
| 55        | HUBBARD, Spencer   | 6-0   | 12:03  | 2.0  | 1-4      | .250 | 1-2      | .500 | 0-0     | .000 | 0        | 1   | 1   | 0.2  | 2   | 0  | 2   | 2   | 0   | 0   | 3    | 0.5  |  |  |
| 20        | BEGOVICH, Neal     | 5-0   | 08:31  | 1.7  | 0-0      | .000 | 0-0      | .000 | 0-0     | .000 | 0        | 5   | 5   | 1.0  | 1   | 0  | 2   | 0   | 0   | 0   | 0    | 0.0  |  |  |
| 13        | SHEFFIELD, Cameron | 6-0   | 09:25  | 1.6  | 0-2      | .000 | 0-2      | .000 | 0-0     | .000 | 1        | 1   | 2   | 0.3  | 0   | 0  | 2   | 0   | 0   | 0   | 0    | 0.0  |  |  |
| Team      |                    |       |        |      |          |      |          |      |         |      | 30       | 29  | 59  |      |     |    |     | 10  |     |     |      |      |  |  |
| Total     |                    | 22    | 4400   |      | 614-1278 | .480 | 220-596  | .369 | 322-419 | .768 | 244      | 613 | 857 | 39.0 | 343 | 2  | 374 | 221 | 84  | 154 | 1770 | 80.5 |  |  |
| Opponents |                    | 22    | 4400   |      | 474-1257 | .377 | 148-476  | .311 | 219-309 | .709 | 212      | 458 | 670 | 30.5 | 366 | 7  | 259 | 265 | 67  | 129 | 1315 | 59.8 |  |  |

### Team Statistics

|                        | DU              | OPP             |
|------------------------|-----------------|-----------------|
| <b>Scoring</b>         | <b>1770</b>     | <b>1315</b>     |
| Points per game        | 80.5            | 59.8            |
| Scoring margin         | +20.7           | -               |
| <b>Field goals-att</b> | <b>614-1278</b> | <b>474-1257</b> |
| Field goal pct         | .480            | .377            |
| <b>3 point fg-att</b>  | <b>220-596</b>  | <b>148-476</b>  |
| 3-point FG pct         | .369            | .311            |
| 3-pt FG made per game  | 10.0            | 6.7             |
| <b>Free throws-att</b> | <b>322-419</b>  | <b>219-309</b>  |
| Free throw pct         | .768            | .709            |
| F-Throws made per game | 14.6            | 10.0            |
| <b>Rebounds</b>        | <b>857</b>      | <b>670</b>      |
| Rebounds per game      | 39.0            | 30.5            |
| Rebounding margin      | +8.5            | -               |
| <b>Assists</b>         | <b>374</b>      | <b>259</b>      |
| Assists per game       | 17.0            | 11.8            |
| <b>Turnovers</b>       | <b>221</b>      | <b>265</b>      |
| Turnovers per game     | 10.0            | 12.0            |
| Turnover margin        | +2.0            | -               |
| Assist/turnover ratio  | 1.7             | 1.0             |
| <b>Steals</b>          | <b>154</b>      | <b>129</b>      |
| Steals per game        | 7.0             | 5.9             |
| <b>Blocks</b>          | <b>84</b>       | <b>67</b>       |
| Blocks per game        | 3.8             | 3.0             |
| <b>Winning streak</b>  | <b>16</b>       | <b>-</b>        |
| Home win streak        | 13              | -               |
| <b>Attendance</b>      | <b>121082</b>   | <b>90144</b>    |
| Home games-Avg/Game    | 13-9314         | 7-12878         |
| Neutral site-Avg/Game  | -               | 2-15432         |

### Team Results

| Date       | Opponent          |   | Score  | Att.  |
|------------|-------------------|---|--------|-------|
| 11/04/2024 | Maine             | W | 96-62  | 9314  |
| 11/08/2024 | Army West Point   | W | 100-58 | 9314  |
| 11/12/2024 | vs Kentucky       | L | 72-77  | 16107 |
| 11/16/2024 | Wofford           | W | 86-35  | 9314  |
| 11/22/2024 | at Arizona        | W | 69-55  | 14634 |
| 11/26/2024 | vs Kansas         | L | 72-75  | 14757 |
| 11/29/2024 | Seattle U         | W | 70-48  | 9314  |
| 12/04/2024 | Auburn            | W | 84-78  | 9314  |
| 12/08/2024 | at Louisville     | W | 76-65  | 15312 |
| 12/10/2024 | UIW               | W | 72-46  | 9314  |
| 12/17/2024 | George Mason      | W | 68-47  | 9314  |
| 12/21/2024 | at Georgia Tech   | W | 82-56  | 8005  |
| 12/31/2024 | Virginia Tech     | W | 88-65  | 9314  |
| 01/04/2025 | at SMU            | W | 89-62  | 7105  |
| 01/07/2025 | Pittsburgh        | W | 76-47  | 9314  |
| 01/11/2025 | Notre Dame        | W | 86-78  | 9314  |
| 01/14/2025 | Miami (FL)        | W | 89-54  | 9314  |
| 01/18/2025 | at Boston College | W | 88-63  | 8606  |
| 01/25/2025 | at Wake Forest    | W | 63-56  | 13169 |
| 01/27/2025 | NC State          | W | 74-64  | 9314  |
| 02/01/2025 | North Carolina    | W | 87-70  | 9314  |
| 02/05/2025 | at Syracuse       | W | 83-54  | 23313 |

DUKE ACC STATS

Game Records

| Record         | Overall | Home | Away | Neutral |
|----------------|---------|------|------|---------|
| ALL GAMES      | 12-0    | 6-0  | 6-0  | 0-0     |
| CONFERENCE     | 12-0    | 6-0  | 6-0  | 0-0     |
| NON-CONFERENCE | 0-0     | 0-0  | 0-0  | 0-0     |

Score by Periods

| Team      | 1st | 2nd | OT | TOT |
|-----------|-----|-----|----|-----|
| Duke      | 472 | 509 | 0  | 981 |
| Opponents | 359 | 375 | 0  | 734 |

Team Box Score

| No.       | Player             |       |        |      | Total   |      | 3-Point  |      | F-Throw |      | Rebounds |     |     |      |     |    |     |     |     |     |     |      |  |  |
|-----------|--------------------|-------|--------|------|---------|------|----------|------|---------|------|----------|-----|-----|------|-----|----|-----|-----|-----|-----|-----|------|--|--|
|           |                    | GP-GS | MIN    | AVG  | FG-FGA  | FG%  | 3FG-3FGA | 3FG% | FT-FTA  | FT%  | OFF      | DEF | TOT | AVG  | PF  | DQ | A   | TO  | BLK | STL | PTS | AVG  |  |  |
| 2         | FLAGG, Cooper      | 12-12 | 388:41 | 32.4 | 87-158  | .551 | 20-44    | .455 | 73-87   | .839 | 14       | 71  | 85  | 7.1  | 26  | 1  | 52  | 33  | 14  | 15  | 267 | 22.3 |  |  |
| 7         | KNUEPPEL, Kon      | 12-12 | 354:36 | 29.5 | 57-123  | .463 | 32-81    | .395 | 34-40   | .850 | 8        | 35  | 43  | 3.6  | 26  | 0  | 30  | 17  | 4   | 9   | 180 | 15.0 |  |  |
| 5         | PROCTOR, Tyrese    | 12-12 | 361:57 | 30.2 | 44-110  | .400 | 21-64    | .328 | 20-27   | .741 | 7        | 31  | 38  | 3.2  | 21  | 0  | 30  | 11  | 1   | 7   | 129 | 10.8 |  |  |
| 14        | JAMES, Sion        | 12-12 | 323:30 | 27.0 | 35-71   | .493 | 9-20     | .450 | 19-21   | .905 | 8        | 42  | 50  | 4.2  | 16  | 0  | 46  | 13  | 6   | 9   | 98  | 8.2  |  |  |
| 9         | MALUACH, Khaman    | 12-12 | 254:14 | 21.2 | 39-54   | .722 | 0-4      | .000 | 15-20   | .750 | 33       | 46  | 79  | 6.6  | 24  | 0  | 5   | 11  | 15  | 1   | 93  | 7.8  |  |  |
| 18        | GILLIS, Mason      | 11-0  | 160:11 | 14.6 | 22-37   | .595 | 13-27    | .481 | 7-8     | .875 | 11       | 18  | 29  | 2.6  | 16  | 0  | 9   | 4   | 0   | 3   | 64  | 5.8  |  |  |
| 3         | EVANS, Isaiah      | 12-0  | 139:39 | 11.6 | 19-49   | .388 | 15-39    | .385 | 7-8     | .875 | 1        | 12  | 13  | 1.1  | 9   | 0  | 7   | 2   | 1   | 2   | 60  | 5.0  |  |  |
| 1         | FOSTER, Caleb      | 12-0  | 153:43 | 12.8 | 15-39   | .385 | 6-21     | .286 | 6-9     | .667 | 3        | 18  | 21  | 1.8  | 16  | 0  | 14  | 9   | 0   | 6   | 42  | 3.5  |  |  |
| 6         | BROWN, Maliq       | 8-0   | 131:29 | 16.4 | 9-14    | .643 | 0-2      | .000 | 3-8     | .375 | 11       | 21  | 32  | 4.0  | 8   | 0  | 11  | 3   | 4   | 11  | 21  | 2.6  |  |  |
| 21        | NGONGBA, Patrick   | 10-0  | 91:31  | 9.2  | 10-14   | .714 | 0-1      | .000 | 2-4     | .500 | 8        | 14  | 22  | 2.2  | 19  | 1  | 4   | 1   | 2   | 3   | 22  | 2.2  |  |  |
| 8         | HARRIS, Darren     | 7-0   | 28:52  | 4.1  | 2-6     | .333 | 0-3      | .000 | 1-2     | .500 | 2        | 2   | 4   | 0.6  | 1   | 0  | 2   | 1   | 0   | 0   | 5   | 0.7  |  |  |
| 20        | BEGOVICH, Neal     | 3-0   | 04:12  | 1.4  | 0-0     | .000 | 0-0      | .000 | 0-0     | .000 | 0        | 2   | 2   | 0.7  | 0   | 0  | 1   | 0   | 0   | 0   | 0   | 0.0  |  |  |
| 13        | SHEFFIELD, Cameron | 3-0   | 04:02  | 1.3  | 0-0     | .000 | 0-0      | .000 | 0-0     | .000 | 0        | 1   | 1   | 0.3  | 0   | 0  | 2   | 0   | 0   | 0   | 0   | 0.0  |  |  |
| 55        | HUBBARD, Spencer   | 2-0   | 03:23  | 1.7  | 0-0     | .000 | 0-0      | .000 | 0-0     | .000 | 0        | 0   | 0   | 0.0  | 1   | 0  | 1   | 1   | 0   | 0   | 0   | 0.0  |  |  |
| Team      |                    |       |        |      |         |      |          |      |         |      | 13       | 16  | 29  |      |     |    |     | 7   |     |     |     |      |  |  |
| Total     |                    | 12    | 2400   |      | 339-675 | .502 | 116-306  | .379 | 187-234 | .799 | 119      | 329 | 448 | 37.3 | 183 | 2  | 214 | 113 | 47  | 66  | 981 | 81.8 |  |  |
| Opponents |                    | 12    | 2400   |      | 268-674 | .398 | 87-251   | .347 | 111-171 | .649 | 104      | 229 | 333 | 27.8 | 197 | 4  | 145 | 129 | 41  | 59  | 734 | 61.2 |  |  |

Team Statistics

|                        | DU      | OPP     |
|------------------------|---------|---------|
| Scoring                | 981     | 734     |
| Points per game        | 81.8    | 61.2    |
| Scoring margin         | +20.6   | -       |
| Field goals-att        | 339-675 | 268-674 |
| Field goal pct         | .502    | .398    |
| 3 point fg-att         | 116-306 | 87-251  |
| 3-point FG pct         | .379    | .347    |
| 3-pt FG made per game  | 9.7     | 7.3     |
| Free throws-att        | 187-234 | 111-171 |
| Free throw pct         | .799    | .649    |
| F-Throws made per game | 15.6    | 9.3     |
| Rebounds               | 448     | 333     |
| Rebounds per game      | 37.3    | 27.8    |
| Rebounding margin      | +9.6    | -       |
| Assists                | 214     | 145     |
| Assists per game       | 17.8    | 12.1    |
| Turnovers              | 113     | 129     |
| Turnovers per game     | 9.4     | 10.8    |
| Turnover margin        | +1.3    | -       |
| Assist/turnover ratio  | 1.9     | 1.1     |
| Steals                 | 66      | 59      |
| Steals per game        | 5.5     | 4.9     |
| Blocks                 | 47      | 41      |
| Blocks per game        | 3.9     | 3.4     |
| Winning streak         | 12      | -       |
| Home win streak        | 6       | -       |
| Attendance             | 55884   | 75510   |
| Home games-Avg/Game    | 6-9314  | 6-12585 |
| Neutral site-Avg/Game  | -       | 0-0     |

Team Results

| Date       | Opponent          |   | Score | Att.  |
|------------|-------------------|---|-------|-------|
| 12/08/2024 | at Louisville     | W | 76-65 | 15312 |
| 12/21/2024 | at Georgia Tech   | W | 82-56 | 8005  |
| 12/31/2024 | Virginia Tech     | W | 88-65 | 9314  |
| 01/04/2025 | at SMU            | W | 89-62 | 7105  |
| 01/07/2025 | Pittsburgh        | W | 76-47 | 9314  |
| 01/11/2025 | Notre Dame        | W | 86-78 | 9314  |
| 01/14/2025 | Miami (FL)        | W | 89-54 | 9314  |
| 01/18/2025 | at Boston College | W | 88-63 | 8606  |
| 01/25/2025 | at Wake Forest    | W | 63-56 | 13169 |
| 01/27/2025 | NC State          | W | 74-64 | 9314  |
| 02/01/2025 | North Carolina    | W | 87-70 | 9314  |
| 02/05/2025 | at Syracuse       | W | 83-54 | 23313 |





# DUKE BASKETBALL

## 2024-25 RADIO/TV ROSTER



**1 • CALEB FOSTER**

G | 6-5 | 197 | So.  
Harrisburg, N.C.  
Notre Dame (Calif.)



**2 • COOPER FLAGG**

G/F | 6-9 | 205 | Fr.  
Newport, Maine  
Montverde Academy



**3 • ISAIAH EVANS**

G/F | 6-6 | 175 | Fr.  
Fayetteville, N.C.  
North Mecklenburg HS



**5 • TYRESE PROCTOR**

G | 6-6 | 183 | Jr.  
Sydney, Australia  
NBA Global Academy



**6 • MALIQ BROWN**

F | 6-9 | 222 | Jr.  
Culpeper, Va.  
Blue Ridge HS  
Syracuse Univ.



**7 • KON KNUEPPEL**

G/F | 6-7 | 217 | Fr.  
Milwaukee, Wis.  
Wisconsin Lutheran HS



**8 • DARREN HARRIS**

G/F | 6-6 | 203 | Fr.  
Herndon, Va.  
St. Paul VI Catholic HS



**9 • KHAMAN MALUACH**

C | 7-2 | 250 | Fr.  
Rumbek, South Sudan  
NBA Academy Africa




**13 • CAMERON SHEFFIELD**

G/F | 6-6 | 204 | Gr.  
Alpharetta, Ga.  
Chattahoochee HS  
Rice Univ.



**14 • SION JAMES**

G | 6-6 | 220 | Gr.  
Sugar Hill, Ga.  
Lanier HS  
Tulane Univ.



**18 • MASON GILLIS**

F | 6-6 | 225 | Gr.  
New Castle, Ind.  
New Castle HS  
Purdue Univ.



**20 • NEAL BEGOVICH**

F | 6-9 | 230 | Gr.  
San Francisco, Calif.  
St. Ignatius College Prep  
Stanford Univ.



**21 • PATRICK NGONGBA II**

C | 6-11 | 250 | Fr.  
Manassas, Va.  
St. Paul VI Catholic HS




**52 • STANLEY BORDEN**

C | 7-0 | 241 | Sr.  
Istanbul, Turkey  
Istanbul Int'l Community School




**55 • SPENCER HUBBARD**

G | 5-8 | 157 | Gr.  
Los Angeles, Calif.  
Harvard Westlake HS




**JON SCHEYER**

Head Coach  
Duke '10  
12th Season at Duke / 3rd as Head Coach




**CHRIS CARRAWELL**

Associate Head Coach  
Duke '00  
7th Season at Duke




**JAI LUCAS**

Associate Head Coach  
Texas '11  
3rd Season at Duke



**WILL AVERY**

Assistant Coach  
Duke '23  
2nd Season at Duke



**EMANUEL DILDY**

Assistant Coach  
Eastern Illinois '05  
2nd Season at Duke



**JUSTIN ROBINSON**

Dir. of Player Development  
Duke '19  
2nd Season at Duke