









SYRACUSE (9-9, 3-4) AT CLEMSON (15-4, 7-1)

Wednesday, January 22, 2025 • Littlejohn Coliseum • Clemson, S.C. • 7:00 p.m. • ACC Network

2024-25 SCHEDULE

November		
	4 LE MOYNE	W, 86-82
	12 COLGATE	W, 74-72
	16 YOUNGSTOWN STATE	W, 104-95 ^{2 OT}
UKG Legends Classic, Brooklyn, N.Y.		
	21 vs. Texas	L, 66-70
	22 vs. Texas Tech	L, 74-79
	27 CORNELL	W, 82-72
December		
SEC/ACC Challenge		
	3 at #3/3 Tennessee	L, 70-96
	7 at Notre Dame	L, 64-69
	10 UALBANY	W, 102-85
	14 GEORGETOWN	L, 71-75
Gotham Challenge, Brooklyn, N.Y.		
	21 vs. rv/rv Maryland	L, 60-87
	28 BUCKNELL	W, 75-63
	31 WAKE FOREST	L, 71-81
January		
	4 at Florida State	L, 74-90
	7 GEORGIA TECH	W, 62-55
	11 at Boston College	W, 79-71
	14 rv/rv LOUISVILLE	L, 61-85
	18 NOTRE Dame	W, 77-69
	22 at Clemson	7:00 p.m.
	25 PITTSBURGH	12:00 p.m.
	29 at Stanford	11:00 p.m.
February		
	1 at California	10:00 p.m.
	5 DUKE	7:00 p.m.
	8 BOSTON COLLEGE	3:15 p.m.
	11 at Miami	7:00 p.m.
	15 NORTH CAROLINA	6:00 p.m.
	18 at Pittsburgh	7:00 p.m.
	26 NC STATE	7:00 p.m.
March		
	1 at Virginia Tech	12:00 p.m.
	4 at SMU	9:00 p.m.
	8 VIRGINIA	8:00 p.m.
ACC Tournament, Charlotte, N.C.		
	11-15 ACC Tournament	TBA



Matthew Shumacker
Randolph Childress

Matt Park
Jim Satalin

Ian Nicholas
Jordan Leonard

Orange Road Trip To Clemson

Syracuse, winner of three of its last four contests, takes on Clemson, currently tied for second place in the ACC standings, on Wednesday, January 22.

Syracuse-Clemson Series


- ✓ The Tigers have a 10-6 advantage in the all-time series and have won the most recent three matches.
- ✓ Clemson has won seven-of-eight pairings with Syracuse in Littlejohn Coliseum.

Syracuse Notes

- ✓ Graduate center **Eddie Lampkin** is averaging 9.6 points and 10.2 rebounds in the month of January.
- ✓ Junior guard **J.J. Starling** has converted all 18 of his free-throw attempts in the final five minutes of play this season.
- ✓ **Starling** is averaging 11.2 points per contest in the second half of games.
- ✓ Sophomore guard **Kyle Cuffe**, who was 10-of-10 from the free-throw line against Notre Dame. He has made 25-of-30 (.833) free throws in ACC play.

Clemson Notes









- ✓ The Tigers have won three straight and six of the last seven.
- ✓ Graduate guard **Chase Hunter** is averaging a squad-leading 17.6 points and 2.6 made 3-pointers per contest.
- ✓ Senior forward **Ian Schieffelin** has contributed 13.0 points and 10.1 rebounds per game.
- ✓ Grad guard **Jaeden Zackery** has produced an average of 10.8 points per outing.

S	VS.	
2024-25	Season	2024-25
9-9	W-L	15-4
5-5	Last 10	7-3
3-2	Last 5	4-1
75.1	PPG	77.2
77.6	OPP PPG	66.7
-2.4	Margin	+10.5
.452	FG %	.462
.453	FG % DEF	.430
.296	3PT %	.389
.338	3PT % DEF	.318
.689	FT %	.781
38.2	RPG	35.3
35.1	OPP RPG	32.2
+3.1	Margin	+3.1
13.8	Assists PG	14.6
12.4	Turnovers PG	10.8
1.1	A/TO Ratio	1.3
2.7	Blocks PG	3.4
4.9	Steals PG	7.5

SYRACUSE STORYLINES

- Syracuse rallies from 17-point deficit to defeat Notre Dame, 77-69.
- Eddie Lampkin** has produced four straight double-doubles.
- Starting forward **Donnie Freeman** has missed four games with a lower right leg injury.

SYRACUSE TOP EIGHT (based on minutes played)

2024-25					2024-25				
No.	Player	Pos.	Class	PPG RPG	No.	Player	Pos.	Class	PPG RPG
	1 Donnie Freeman	F	Fr.	13.4 7.9		5 Jaquan Carlos	G	Sr.	6.0 2.1
	Career-high 24 points versus UAlbany					Season-high 12 assists vs UAlbany			
	Owns six double-doubles					16 points versus Wake Forest			
	2 J.J. Starling	G	Jr.	18.5 3.9		8 Elijah Moore	G	Fr.	6.0 1.7
	20-point second half, 26 total at Boston College					8.6 ppg. in seven December games			
	Collegiate-best 38 points against Youngstown					Had a career-high 24 points against #3 Tennessee			
	3 Lucas Taylor	F	Sr.	5.4 1.9		13 Jyáre Davis	F	Sr.	8.7 5.6
	14-of-32 (.467) on 3-point tries last seven games					Scored 20 points at Notre Dame			
	Averaging 9.6 points over last five contests					Averaged 10.0 points and 6.7 boards in last 3 games			
	4 Chris Bell	F	Jr.	9.9 2.2		44 Eddie Lampkin Jr.	C	Gr.	10.1 8.2
	Tallied 18 points, six boards against UAlbany					Four consecutive double-doubles			
	Had 18 points off the bench at Florida State					Tallied 20 points, 13 rebounds vs. Youngstown			

2024-25 SYRACUSE BASKETBALL ROSTER

Alphabetical

No.	Name	Pos.	Ht.	Wt.	Yr.	Hometown (H.S./Prep/College)
4	Bell, Chris	F	6-7	192	Jr.	Concord, Calif. (De La Salle/Wasatch Academy)
5	Carlos, Jaquan	G	6-0	180	Sr.	Brooklyn, N.Y. (Thomas Jefferson/Hofstra)
12	Clayton, Anthony	G	6-0	180	Sr.	Albany, N.Y. (Avon Old Farms, Conn./Clark)
0	Cuffe Jr., Kyle	G	6-2	188	RJr.	Harlem, N.Y. (Blair Academy/Kansas)
13	Davis, Jyáre	F	6-7	220	Sr.	Newark, Del. (Sanford/Providence/Delaware)
51	Fleisher, Nate	G	6-1	175	Sr.	Highland Park, Ill. (Highland Park, Ill.)
1	Freeman, Donnie	F	6-9	205	Fr.	Washington, D.C. (St. John's College/IMG Academy)
34	Gatty, Chris	G	6-2	175	So.	Katonah, N.Y. (The Master's School)
44	Lampkin, Eddie Jr.	C	6-11	265	Gr.	Houston, Texas (Morton Ranch/TCU/Colorado)
24	Lobdell, Noah	G	6-0	140	Fr.	Syracuse, N.Y. (Faith Heritage)
10	McLeod, Naheem	C	7-4	265	Sr.	Philadelphia, Pa. (Plymouth Whitmarsh/Chipola College, Pa./Florida State)
6	Majstorovic, Petar	F	6-8	215	Fr.	Sombor, Serbia
8	Moore, Elijah	G	6-4	176	Fr.	Bronx, N.Y. (Cardinal Hayes/Our Savior Lutheran)
30	Owens, Chaz	F	6-5	205	Gr.	Blue Bell, Pa. (Wissahickon/Shipley School/Scotland Campus/Ranger College)
2	Starling, J.J.	G	6-4	206	Jr.	Baldwinsville, N.Y. (Baldwinsville/La Lumiere School, Ind./Notre Dame)
3	Taylor, Lucas	G	6-5	200	Sr.	Raleigh, N.C. (Heritage/Wake Forest/Georgia State)
11	Westry, Chance	G	6-6	205	RSO.	Harrisburg, Pa. (AZ Compass Press School/Sierra Canyon School, Calif./Trinity, Pa./Auburn)

Head Coach: Adrian Autry

Assistant Coaches: Dan Engelstadt, Allen Griffin, Brenden Straughn

Pronunciation Guide

Jaquan Carlos	J-kwon	Naheem McLeod	nah-HEEM
Jyáre Davis	jy-AIR	Petar Majstorovic	pet-AIR my-STRO-vich

SYRACUSE KEY RESERVES

2024-25						2024-25					
No.	Player	Pos.	Class	PPG	RPG	No.	Player	Pos.	Class	PPG	RPG
0	Kyle Cuffe Jr.	G	RJr.	5.7	1.2	6	Petar Majstorovic	C	Fr.	2.6	3.5
10-of-10 from the free-throw line vs. Notre Dame						Averaging 4.6 boards over the last five contests					
Had 10 points vs. UAlbany, Maryland, FSU and BC						Seven rebounds in 13 minutes at Florida State					
10	Naheem McLeod	C	Sr.	0.7	0.3	11	Chance Westry	G	RSO.	0.0	0.0
Made his season debut against Texas						Made his first Syracuse appearance at Tennessee					
Missed last 18 games of 2023-24 with injury						Transfer from Auburn in 2023					

ORANGE IN THE NBA

Player	at SU	Team	Notes	includes games of 1/19/2025
Jesse Edwards	2019-23	Minnesota		
Jerami Grant	2012-14	Portland	31 games, 14.8 ppg., 3.5 rpg.	
Cole Swider	2021-22	Detroit	waived 1/8/2025	

ORANGE IN THE G-LEAGUE

Player	at SU	Team	Notes	includes games of 1/19/2025
Buddy Boeheim	2018-22	OKC Blue	10 games, 6.7 ppg., 3.2 rpg.	
Jesse Edwards	2019-23	Iowa Wolves	8 games, 10.5 ppg., 7.6 rpg.	
Quincy Guerrier	2019-21	Raptors 905	8 games, 8.2 ppg., 4.6 rpg.	
Elijah Hughes	2017-20	Cleveland Charge	8 games, 14.4 ppg., 4.9 rpg.	
Judah Mintz	2022-24	Delaware Blue Coats	20 games, 16.5 ppg., 5.2 apg.	
Cole Swider	2021-22	Motor City Cruise	waived 1/8/2025	

ORANGE CAREER TOTALS

includes Notre Dame game

Double-Digit Scoring Games

Name	2024-25	Total
Chris Bell	9	36
JJ Starling	10	34
Eddie Lampkin	10	10
Donnie Freeman	9	9
Jyáre Davis	7	7
Kyle Cuffe, Jr.	6	7
Elijah Moore	4	4
Jaquan Carlos	4	4
Lucas Taylor	4	4
Naheem McLeod		1

20 + Point Games (does not include 30+)

Name	2024-25	Total
JJ Starling	4	8
Chris Bell	2	7
Donnie Freeman	3	3
Jyáre Davis	2	2
Eddie Lampkin	1	1
Elijah Moore	1	1

30 + Point Games

Name	2024-25	Total
J.J. Starling	1	1
Chris Bell		1

10 + Rebound Games

Name	2024-25	Total
Eddie Lampkin	9	9
Donnie Freeman	7	7
Jyáre Davis	1	1

Double-Double

Name	2024-25	Total
Eddie Lampkin	7	7
Donnie Freeman	6	6
Jaquan Carlos	1	1
Jyáre Davis	1	1

10+ Assist Games

Name	2024-25	Total
------	---------	-------

3+ Block Games

Name	2024-25	Total
Naheem McLeod		6
Chris Bell		2

3+ Steal Games

Name	2024-25	Total
Jaquan Carlos	2	2
Chris Bell	1	1
Eddie Lampkin	1	1
J.J. Starling		1

Starts

Name	2024-25	Total	Consec.
Eddie Lampkin	17	17	13
J.J. Starling	11	43	5
Lucas Taylor	7	7	5
Elijah Moore	8	8	4
Jyáre Davis	6	4	3
Chris Bell	14	75	
Donnie Freeman	13	13	
Jaquan Carlos	14	15	
Naheem McLeod		14	

stats with Syracuse only

SYRACUSE-CLEMSON SERIES



ALL-TIME SERIES

Overall	Clemson leads, 10-6
Home Total (Dome)	Syracuse leads, 5-2
Away Total (Littlejohn Coliseum)	Clemson leads, 7-1
Neutral Site	Clemson leads, 1-0
Current SYR Streak	L3
Longest SYR Winning Streak	3 (2017-2019)
Longest SYR Losing Streak	3 (2023-present)
Largest SYR Margin of Victory	13 (91-78, 1/18/2022) 13 (57-44, 2/9/2014)
Largest SYR Margin of Defeat	18 (91-73, 2/22/2023)

ALL-TIME RESULTS

Date	Site	W-L SU-OPP
12/2/1960	Memorial Athletic Center	L 67-78 <i>Tigers' Patterson scores 23 at Kent State Tournament.</i>
3/21/2007	Littlejohn Coliseum (NIT)	L 70-74 <i>Devendorf's 23 not enough in NIT Quarterfinal defeat.</i>
2/9/2014	Carrier Dome	W 57-44 <i>Top-ranked 'Cuse win streak reaches 23 after Fair scores 19.</i>
1/17/2015	Littlejohn Coliseum	L 53-66 <i>Blossomgame tallies 15 points, 12 boards in Tiger triumph.</i>
1/5/2016	Carrier Dome	L 73-74 OT <i>A 3-pointer from Clemson's DeVoe put the game into OT.</i>
2/7/2017	Littlejohn Coliseum	W 82-81 <i>Battle sinks a last-second 3-pointer for the win.</i>
3/3/2018	Carrier Dome	W 55-52 <i>Battle and Brissett each contribute 17 points.</i>
1/9/2019	Carrier Dome	W 61-53 <i>Hughes leads four double-digit scorers with 14.</i>
3/9/2019	Littlejohn Coliseum	L 55-67 <i>Reed notches 24 points, 10 boards in Clemson's win.</i>
1/28/2020	Littlejohn Coliseum	L 70-71 <i>Trapp's layup with two seconds left seals win for Tigers.</i>
2/6/2021	Littlejohn Coliseum	L 61-78 <i>Simms records double-double (18 pts., 11 reb.).</i>
3/3/2021	Carrier Dome	W 64-61 <i>Alan Griffin posts 22 points and 10 rebounds.</i>
1/18/2022	Carrier Dome	W 91-78 <i>Buddy Boeheim has 25, Joseph Girard 23 in triumph.</i>
2/22/2023	Littlejohn Coliseum	L 73-91 <i>Tyson tallied 29 points and 10 boards for Tigers.</i>
2/10/2024	JMA Wireless Dome	L 68-77 <i>Clemson's Girard scored 18 in his return to the Dome.</i>
3/5/2024	Littlejohn Coliseum	L 75-90 <i>Hall's 25 points leads Tigers past Orange.</i>

TEAM HIGHS

Points: 91 (at SU, 1/18/2022)
Rebounds: 39 (at SU, 1/18/2022)
Assists: 18 (at SU, 1/5/2016) OT
Steals: 14 (at SU, 2/10/2024)
Blocks: 7 (at SU, 1/9/19); (at SU, 3/3/2018)
Fewest Turnovers: 5 (at SU, 2/9/2014)
Field Goals Made: 31 (at SU, 1/18/2022)
Field Goal Attempts: 64 (at SU, 2/10/2024)
Best FG Percentage: .534, 31-58 (at SU, 1/18/2022)
Free Throws Made: 20 (at CU, 2/6/2021); (at SU, 1/18/2022)
Free Throw Attempts: 28 (at CU, 3/21/2007)
Best FT Percentage: .933, 14-15 (at CU, 1/28/20)
3-Point FGs Made: 13 (at SU, 1/5/2016) OT
3-Point FGs Attempted: 34 (at SU, 1/5/2016)
Best 3-Point FG Percentage (min. 5 made): .409, 9-22 (at SU, 1/18/2022)

INDIVIDUAL HIGHS

Points: 25, Buddy Boeheim (at SU, 1/18/2022)
Rebounds: 13, Tyler Roberson (at CU, 1/17/2015)
Assists: 8, John Gillon (at CU, 2/7/2017)
Steals: 6, Kadary Richmond (at CU, 2/6/2021)
Blocks: 4, Jesse Edwards (at SU, 1/18/2022); Alan Griffin (at SU, 3/3/2021); Paschal Chukwu (at SU, 3/3/2018)
Turnovers: 7, Demetris Nichols (at CU, 3/21/2007)
Field Goals Made: 10, Rakeem Christmas (at CU, 1/17/15)
Field Goal Attempts: 21, Judah Mintz (at CU, 3/5/2024); Buddy Boeheim (at CU, 1/28/20)
Best FG Percentage (min. 7 made): .769, 10-13, Rakeem Christmas (at CU, 1/17/15)
Free Throws Made: 8, Elijah Hughes (at CU, 1/28/20); Oshae Brissett (at SU, 3/3/2018)
Free Throw Attempts: 10, Jesse Edwards (at SU, 1/18/22)
Best FT Percentage: 1.000, 7-7, Alan Griffin (at CU, 2/6/2021); John Gillon (at CU, 2/7/2017)
3-Point FGs Made: 6, Alan Griffin (at SU, 3/3/2021); Malachi Richardson (at SU, 1/5/2016) OT
3-Point FGs Attempted: 13, Michael Gbinije (at SU, 1/5/2016) OT
Best 3-Point FG Percentage (min. 3 made): .800, 4-5, Joseph Girard (at SU, 1/18/2022)



includes January 19 games

Team	Stat	NCAA	ACC
W-L %	.500	204th	10th
Scoring	75.1	178th	10th
Scoring Defense	77.6	311th	17th
Scoring Margin	-2.4	282nd	14th
Bench Points	25.8	74th	3rd
Rebounds	38.2	75th	4th
Off. Rebounds	10.7	189th	9th
Def. Rebounds	27.5	37th	3rd
Rebound Margin	3.1	117th	6th
Assists	13.8	181st	10th
Turnovers	12.4	223rd	16th
Turnovers Forced	10.3	322nd	14th
Turnover Margin	-2.1	305th	17th
Steals	4.9	341st	17th
Blocks	2.7	261st	16th
FG %	.452	159th	10th
FG % Defense	.453	279th	14th
3FG	.58	337th	17th
3FG %	.296	333rd	17th
3FG % Defense	.338	219th	12th
FT %	.689	262nd	17th
FT Made Avg.	14.7	128th	8th

Individual			
Double-Doubles			
Eddie Lampkin	7	25th	3rd
Donnie Freeman	6	41st	4th
Rebounds			
Eddie Lampkin	148	68th	4th
Rebounds Per Game			
Eddie Lampkin	8.2	61st	4th
Donnie Freeman	7.9	84th	8th
Defensive Rebounds Per Game			
Donnie Freeman	6.9	20th	3rd
Eddie Lampkin	5.0	158th	10th
Offensive Rebounds Per Game			
Eddie Lampkin	3.2	34th	2nd
Assists			
Jaquan Carlos	74	131st	8th
Assists Per Game			
Jaquan Carlos	4.1	130th	7th
Assist/Turnover Ratio			
Jaquan Carlos	2.31	87th	7th

WINNINGEST DIV. I PROGRAMS

includes games of January 19, 2025

No.	School	Wins	Losses
1.	Kentucky*	2,412	762
2.	Kansas	2,406	900
3.	North Carolina	2,384	867
4.	Duke	2,316	931
5.	UCLA	2,014	911
6.	Temple	2,005	1,163
7.	SYRACUSE	2,002	985
8.	Notre Dame	1,971	1,119
9.	St. John's	1,958	1,101
10.	Indiana	1,945	1,122

*includes one tie

2024-25 'CUSE FT AT CRUNCH TIME

includes Notre Dame game

No.	Player	5:00-2:00	1:59-1:00	:59-0:00	Total	Pct.	OT	2024-25	Pct.
4	Bell	2-3	1-1	4-4	7-8	.875	1-1	48-66	.727
1	Freeman						2-2	39-49	.796
13	Davis	2-3	0-1	1-4	3-8	.375		31-52	.596
2	Starling	4-4	2-2	12-12	18-18	1.000	2-2	32-46	.696
44	Lampkin	3-5	2-4	2-2	7-11	.636	1-2	25-45	.556
5	Carlos	3-4	4-5	12-14	19-23	.826	0-2	28-41	.683
0	Cuffe Jr.			0-1	0-1	.000		29-37	.784
3	Taylor			5-6	5-6	.833		15-18	.833
6	Majstorovic							8-14	.571
8	Moore	0-1	2-3		2-4	.500	2-2	9-12	.750
10	McLeod			0-2	0-2	.500		0-1	.000
Totals		14-20	11-16	36-45	61-81	.753	8-11	264-383	.689



January Best
Eddie Lampkin
5 games
9.6 ppg.
10.2 rpg.
2.4 apg.
1.0 bpg.
0.8 spg.
29.4 mpg.

Eddie Lampkin**January Regular Season Notes**

- ✓ **Jan. 18:** Syracuse came back from a 17-point deficit and outscored Notre Dame 24-9 in the final seven minutes to capture the win, 77-69.
- ✓ **Eddie Lampkin** posted his fourth straight double-double (13 points-11 rebounds) and J.J. Starling had 21 points for the Orange.
- ✓ **Jan. 14:** Louisville connected on 12 3-pointers and utilized a 15-0, second-half run, to defeat the Orange, 85-61.
- ✓ **Chris Bell** contributed 18 points off the bench and **Eddie Lampkin** had a third straight double-double (11 points-10 rebounds).
- ✓ **Jan. 11:** **J.J. Starling** scored 20 of his 26 points in the second half and Syracuse rallied from an eight-point deficit to beat Boston College, 79-71.
- ✓ **Lucas Taylor**, who made four free throws in the final 25 seconds to secure the win, added 15 points and **Eddie Lampkin** had 10 points and 13 rebounds.
- ✓ **Jan. 7:** **J.J. Starling** had 21 points and **Eddie Lampkin** posted 10 points and 12 boards in a 62-55 win versus Georgia Tech.
- ✓ **Chris Bell** (13 points) and **Lucas Taylor** (10 points) rounded out Syracuse's double-digit scorers versus Georgia Tech.
- ✓ The Orange had a 48-39 rebound advantage against the Yellow Jackets.
- ✓ **Jan. 4:** **Donnie Freeman** had 16 points and 10 rebounds and the Orange had five players in double-figure points but Florida State prevailed, 90-76.
- ✓ **Chris Bell** had 18 points and **J.J. Starling** had 12 in his return from injury.

2024-25 BY CLASS

includes Notre Dame game

Scoring		
Class	PPG	Pct.
Senior	30.4	.405
Junior	26.0	.346
Sophomore	0.0	.000
Freshmen	18.7	.249
Rebounding		
Class	RPG	Pct.
Senior	17.9	.519
Junior	5.6	.163
Sophomore	0.0	.000
Freshmen	10.9	.318
Assists		
Class	APG	Pct.
Senior	8.7	.629
Junior	2.7	.194
Sophomore	0.1	.004
Freshmen	2.4	.173
Blocks		
Class	BPG	Pct.
Senior	1.4	.531
Junior	0.8	.286
Sophomore	0.0	.000
Freshmen	0.5	.184
Steals		
Class	SPG	Pct.
Senior	2.6	.534
Junior	1.2	.250
Sophomore	0.0	.000
Freshmen	1.1	.216
Field Goal Percentage		
Class	Pct.	
Senior.....	.488	
Junior.....	.409	
Sophomore.....	.000	
Freshman.....	.455	
3PT Field Goal Percentage		
Class	Pct.	
Senior.....	.318	
Junior.....	.287	
Sophomore.....	.000	
Freshman.....	.296	
Free Throw Percentage		
Class	Pct.	
Senior.....	.615	
Junior.....	.741	
Sophomore.....	.000	
Freshman.....	.747	

SU FOULS DRAWN AVG

includes Notre Dame game

Player	Games	FD	Avg.
Donnie Freeman	14	46	3.3
J.J. Starling	11	34	3.1
Eddie Lampkin	18	52	2.9
Chris Bell	18	43	2.4
Jyáre Davis	18	43	2.4
Jaquan Carlos	18	41	2.3
Kyle Cuffe	16	27	1.7
Petar Majstorovic	17	20	1.2
Lucas Taylor	18	14	0.8
Elijah Moore	18	11	0.6
Chance Westry	3	1	0.3
Naheem McLeod	5	1	0.2
Total	18	332	18.2

SPECIALTY STATISTICS

	PP	PTO	SCP	FBP	BP
Opponent	SU-OPP	SU-OPP	SU-OPP	SU-OPP	SU-OPP
LE MOYNE	50-36	27-17	12-5	16-8	28-34
COLGATE	30-28	2-12	8-2	2-22	24-20
YOUNGSTOWN	58-38	9-14	17-7	16-14	14-21
vs. Texas	36-36	14-16	11-7	7-8	13-14
vs. Texas Tech	30-34	7-18	10-13	10-9	12-20
CORNELL	40-24	11-9	9-4	13-23	32-10
at Tennessee	28-44	10-19	7-16	12-13	35-32
at Notre Dame	40-28	19-9	3-6	5-2	25-15
UALBANY	62-38	8-16	12-12	16-15	45-26
GEORGETOWN	34-48	11-13	15-9	5-19	17-3
vs. Maryland	26-42	11-25	4-15	14-16	32-15
BUCKNELL	34-22	20-19	14-9	12-13	27-12
WAKE FOREST	28-30	7-14	15-12	16-7	40-13
at Florida State	26-40	8-16	6-8	0-13	30-21
GEORGIA TECH	34-32	11-12	10-7	9-8	13-8
at Boston College	40-38	11-7	8-9	0-4	16-6
LOUISVILLE	28-34	8-17	13-8	6-10	36-12
NOTRE DAME	28-32	10-13	12-6	14-9	24-0
at Clemson					
PITTSBURGH					
at Stanford					
at California					
DUKE					
BOSTON COLLEGE					
at Miami					
NORTH CAROLINA					
at Pittsburgh					
NC STATE					
at Virginia Tech					
at Southern Methodist					
VIRGINIA					
	652-624	204-266	186-155	161-200	473-270
2024-25 Avg.	36.2-34.7	11.3-14.8	10.3-8.6	8.9-11.1	26.3-15.0
2023-24 Avg.	35.1-37.5	17.0-12.8	8.0-12.3	13.0-11.4	20.0-19.0
2022-23 Avg.	34.3-28.5	15.6-12.9	10.3-11.5	10.7-10.0	12.6-14.4
2021-22 Avg.	29.9-28.8	12.9-13.9	11.3-12.1	11.9-9.8	9.0-19.3
2020-21 Avg.	28.9-28.4	14.8-11.3	10.3-10.4	14.0-11.6	12.0-17.9
2019-20 Avg.	29.3-24.1	15.0-12.9	10.3-11.6	12.3-9.5	11.6-17.3
2018-19 Avg.	27.6-21.2	19.2-19.9	10.0-8.8	7.8-5.1	11.2-15.5
2017-18 Avg.	26.0-23.6	12.7-12.2	11.1-10.6	4.8-6.6	6.9-14.9
2016-17 Avg.	26.2-27.2	15.6-13.5	11.7-12.1	8.0-7.6	14.7-16.7
2015-16 Avg.	26.3-28.8	14.7-12.5	11.5-11.7	7.0-6.3	12.8-19.2
2014-15 Avg.	33.1-26.1	15.5-11.3	12.5-10.9	8.9-6.7	10.2-14.6
2013-14 Avg.	29.9-22.0	16.2-8.7	13.1-9.8	7.3-5.1	11.8-13.4
2012-13 Avg.	32.7-22.3	16.2-12.5	12.8-10.4	10.1-6.7	18.3-15.2
2011-12 Avg.	34.1-23.9	19.9-10.0	12.8-11.7	13.2-6.5	31.6-14.3
2010-11 Avg.	34.3-23.8	17.6-12.3	11.9-9.5	13.0-6.4	19.0-15.2
2009-10 Avg.	40.1-27.7	18.4-15.4	13.1-12.3	14.3-6.6	24.4-15.7
2008-09 Avg.	40.4-30.2	16.0-15.9	11.7-13.2	16.3-10.2	17.9-15.7
2007-08 Avg.	38.6-28.1	17.4-16.6	13.6-12.5	14.0-8.6	9.0-18.5
2006-07 Avg.	30.1-25.1	17.2-15.1	12.2-13.4	12.3-8.4	22.9-17.0
2005-06 Avg.	30.1-24.5	16.8-16.9	13.3-11.1	11.6-8.2	13.5-14.7

PP=points in the paint
FBP=fast break points

PTO=points off turnovers
BP=bench points

SCP=second chance points



Donnie Freeman

















December Best
Donnie Freeman
7 games
14.1 ppg.
6.6 rpg.
1.4 apg.
0.4 bpg.
0.3 spg.
24.7 mpg.

December Regular Season Notes

- ✓ **Dec. 31:** Syracuse overcame a 16-2 start and owned a six-point, second-half lead, before Wake Forest finished out with an 81-71 triumph.
- ✓ **Jaquan Carlos** (16 points), **Lucas Taylor** (16 points) and **Kyle Cuffe** (14 points) each produced their SU-best scoring efforts.
- ✓ **Dec. 28:** **Eddie Lampkin** had 18 points and 11 rebounds and **Donnie Freeman** contributed 15 points and 11 boards to lead Syracuse past Bucknell, 75-63.
- ✓ After the teams swapped five lead changes in the first half, Syracuse was in front for the entire second half. The Orange had a season high 13 steals.
- ✓ **Dec. 21:** Maryland led by as many as 38 and never trailed in a 87-60 victory against Syracuse in the Nutrafol Gotham Classic.
- ✓ **Elijah Moore** had 16 points and **Donnie Freeman** added 15.
- ✓ **Dec. 14:** The Hoyas scored eight of the final 10 points to beat Syracuse, 75-71, in the 100th meeting between the two programs.
- ✓ **Eddie Lampkin** had 18 points and **Jaquan Carlos** and **Jyäre Davis** each had 15.
- ✓ **Dec. 10:** **Donnie Freeman** scored a career-high 24 points, which included four 3-pointers, and SU beat UAlbany, 102-85.
- ✓ **Jaquan Carlos** produced 12 points and 12 assists, his top totals at Syracuse. Chris Bell added 18 points and **Jyäre Davis** added 15.
- ✓ **Dec. 7:** Notre Dame scored nine of the last 13 points in the contest and won the ACC opener for both teams, 69-64.
- ✓ **Jyäre Davis** and **Donnie Freeman** each totaled 20 points for the Orange.
- ✓ **Dec. 3:** #3/3 Tennessee defended its home court with a 96-70 victory against Syracuse in the SEC/ACC Challenge.
- ✓ **Elijah Moore** produced a season-high 24 points and **Chris Bell** had 12 points.

2024-25 OPPONENTS

includes games of January 19, 2025

Date	Opponent	W-L	Rank	Series	Post	TV
11/4	LE MOYNE	6-13		6-0		 ACCN ESPN
11/12	COLGATE	8-11		129-47		 ACCN ESPN
11/16	YOUNGSTOWN STATE	11-8		1-0		 ACCN ESPN
11/21	vs. Texas	12-6		1-1		 ESPN 2
11/22	vs. Texas Tech	13-4	rv/25	1-2		 ESPN 2
11/27	CORNELL	10-5		98-31		 ACCN ESPN
12/3	at Tennessee	16-2	6/7	3-5		 ESPN
12/7	at Notre Dame					 THE CW
12/10	ALBANY	10-10		9-0		 ESPN 2
12/14	GEORGETOWN	12-6		54-46		 ACCN ESPN
12/21	vs. Maryland	13-5	rv/rv	4-5		 ESPN 2
12/28	BUCKNELL	8-11		10-1		 THE CW
12/31	WAKE FOREST	14-4		11-5		 ESPN 2
1/4	at Florida State	13-5		10-8		 ACCN ESPN
1/7	GEORGIA TECH	8-11		10-9		 ACCN ESPN
1/11	at Boston College					 THE CW
1/14	LOUISVILLE	14-5		14-20		 ACCN ESPN
1/18	NOTRE DAME	8-10		35-24		 ACCN ESPN
1/22	at Clemson	15-4	rv/rv	6-10		 ACCN ESPN
1/25	PITTSBURGH	12-6		76-50		 ESPN 2
1/29	at Stanford	12-6		1-0		 ESPN 2
2/1	at California	9-9		3-1		 ESPN 2
2/5	DUKE	16-2	2/2	6-16		 ESPN 2
2/8	BOSTON COLLEGE	9-9		59-27		 THE CW
2/11	at Miami	4-14		21-12		 ACCN ESPN
2/15	NORTH CAROLINA	12-7		7-17		 ESPN
2/18	at Pittsburgh					 ACCN ESPN
2/26	NC STATE	9-9		14-7		 ESPN 2
3/1	at Virginia Tech	8-10		13-7		 THE CW
3/4	at SMU	14-4		0-0		 ESPN 2
3/8	VIRGINIA	8-10		6-14		 ACCN ESPN
TOTAL		304-206, .596				

SU OPPONENT RECORDS

Season	Won-Lost	Pct.
2024-25	304-206	.596
2023-24	485-359	.575
2022-23	430-391	.524
2021-22	471-361	.566
2020-21	301-221	.577
2019-20	439-350	.556
2018-19	576-381	.602
2017-18	624-384	.619
2016-17	565-417	.575
2015-16	594-413	.590



J.J. Starling

November Best
J.J. Starling
 6 games
 19.8 ppg.
 4.5 rpg.
 3.0 apg.
 0.4 bpg.
 0.5 spg.
 36.6 mpg.

November Regular Season Notes

- ✓ **Nov. 27: Donnie Freeman** had a game-high 23 points and 12 rebounds and Syracuse won its 44th straight contest against Cornell, 82-72.
- ✓ **Elijah Moore** contributed a season-best 19 points and hauled in seven rebounds.
- ✓ **Nov. 22: J.J. Starling** had 27 points and **Chris Bell** 22 but it was not enough and the Orange lost to Texas Tech, 79-74, in the UKG Legends Classic.
- ✓ **Donnie Freeman** had a career-best 13 rebounds to lead the Orange.
- ✓ **Nov. 21:** SU came back from a 16-point deficit and led by one before losing to Texas, 70-66, in the UKG Legends Classic.
- ✓ **Eddie Lampkin** scored 12 of his 14 points in the second half and had six assists.
- ✓ **J.J. Starling** tallied 16 points and **Jyáre Davis** had 11 points and seven rebounds
- ✓ **Nov. 16: J.J. Starling** had a career-best 38 points, and the Orange defeated Youngstown in two overtimes, 104-95.
- ✓ **Eddie Lampkin** produced 20 points and 13 rebounds and **Donnie Freeman** added a season-high 19 points and 12 boards.
- ✓ **Nov. 12: Eddie Lampkin** had 15 points and 12 boards to lead SU past Colgate, 74-72.
- ✓ **Chris Bell** scored all 14 of his points in the second half against the Raiders.
- ✓ **Nov. 4: Jyáre Davis** (22 points-12 rebounds) and **Donnie Freeman** (10-11) contributed double-doubles and the Orange defeated Le Moyne, 86-82.
- ✓ **Chris Bell** scored 20 points and helped SU rally from a nine-point, first-half deficit.

LEAD/DEFICIT COMPARISON

Opponent	Lead	Deficit	Run	Changes	Ties	Result
LE MOYNE	8 (4:31-2nd)	9 (12:23-1st)	9-0 (2nd)	9	6	W, 86-82
COLGATE	13 (16:15-2nd)	4 (12:12-1st)	9-0 (1st)	2	4	W, 74-72
YOUNGSTOWN	9 (0:09-2 OT)	9 (17:39-2nd)	7-0 (2nd)	17	17	W, 104-95 2OT
vs. Texas	1 (4:07-2nd)	16 (3:13-1st)	7-0 (2nd)	4	2	L, 66-70
vs. Texas Tech	3 (18:46 1st)	12 (8:50-2nd)	7-0 (2nd)	4	10	L, 74-79
CORNELL	11 (0:09-1st)	12 (13:53-1st)	15-0 (1st)	1	1	W, 82-72
at Tennessee	2 (19:25-1st)	32 (6:33-2nd)	7-0 (1st)	1	1	L, 70-96
at Notre Dame	2 (10:58-2nd)	8 (1:30-1st)	6-0 (2nd)	8	8	L, 64-69
UALBANY	24 (12:21-2nd)	5 (18:45-1st)	8-0 (1st)	4	3	W, 102-85
GEORGETOWN	6 (8:32-2nd)	8 (13:45-2nd)	7-0 (2nd)	16	11	L, 71-75
vs. Maryland	0	38 (7:30-2nd)	9-0 (2nd)	0	0	L, 60-87
BUCKNELL	15 (7:52-2nd)	4 (5:39-1st)	13-0 (1st)	5	3	W, 75-63
WAKE FOREST	6 (15:12-2nd)	16 (14:35-1st)	13-0 (1st)	4	2	L, 71-81
at Florida State	2 (15:59-1st)	18 (0:57-2nd)	6-0 (1st)	12	5	L, 74-90
Georgia Tech	8 (4:14-2nd)	3 (11:05-2nd)	7-0 (2nd)	4	3	W, 62-55
at Boston College	9 (1:23-2nd)	8 (8:51-2nd)	10-0 (2nd)	4	5	W, 79-71
LOUISVILLE	2 (18:23-1st)	26 (0:45-2nd)	7-0 (1st)	3	0	L, 61-85
NOTRE DAME	8 (0:00-2nd)	17 (10:53-1st)	9-0 (2nd)	1	2	W, 77-69
at Clemson						
PITTSBURGH						
at Stanford						
at California						
DUKE						
BOSTON COLLEGE						
at Miami						
NORTH CAROLINA						
at Pittsburgh						
NC STATE						
at Virginia Tech						
at Southern Methodist						
VIRGINIA						

GETTING STARTED AT SU

Season Starting Lineups
1976-to-2025

By Season		By Lineups	
Year	Lineups	Year	Lineups
2024-25	8	2024-25	8
2023-24	3	1989-90	7
2022-23	4	2006-07	6
2021-22	4	1991-92	6
2020-21	3	1980-81	6
2019-20	2	2016-17	5
2018-19	4	2014-15	5
2017-18	2	2008-09	5
2016-17	5	1996-97	5
2015-16	1	1992-93	5
2014-15	4	1990-91	5
2013-14	4	1976-77	5
2012-13	3	2022-23	4
2011-12	3	2021-22	4
2010-11	4	2018-19	4
2009-10	2	2013-14	4
2008-09	5	2010-11	4
2007-08	3	2004-05	4
2006-07	6	2001-02	4
2005-06	2	1987-88	4
2004-05	4	1982-83	4
2003-04	2	1981-82	4
2002-03	1	1979-80	4
2001-02	4	2023-24	3
2000-01	2	2020-21	3
1999-00	2	2012-13	3
1998-99	2	1978-79	3
1997-98	1	2011-12	3
1996-97	5	2007-08	3
1995-96	3	1995-96	3
1994-95	2	2019-20	2
1993-94	1	2017-18	2
1992-93	5	2009-10	2
1991-92	6	2005-06	2
1990-91	5	2003-04	2
1989-90	7	2000-01	2
1988-89	2	1999-00	2
1987-88	4	1998-99	2
1986-87	2	1994-95	2
1985-86	1	1988-89	2
1984-85	2	1986-87	2
1983-84	1	1984-85	2
1982-83	4	2015-16	1
1981-82	4	2002-03	1
1980-81	6	1997-98	1
1979-80	4	1993-94	1
1978-79	4	1985-86	1
1977-78	1	1983-84	1
1976-77	5	1977-78	1

SEC/ACC CHALLENGE (14-2)



Tuesday, Dec. 3

Georgia 69, Notre Dame 48
 South Carolina 73, Boston College 51
 Missouri 98, Cal 93
 Arkansas 76, Miami 73
Tennessee 96, Syracuse 70

Texas A&M 57, Wake Forest 44
 Oklahoma 76, Georgia Tech 61
 Ole Miss 86, Louisville 63
 LSU 85, Florida State 75
 Clemson 70, Kentucky 66
Wednesday, Nov. 29
 Alabama 94, North Carolina 79
 Florida 87, Virginia 69
 Duke 84, Auburn 78
 Texas 63, NC State 59
 Vanderbilt 80, Virginia Tech 64
 Mississippi State 90, Pittsburgh 57

JMA WIRELESS DOME



2024-25 ATTENDANCE AVG.

Rank	School	G	Attendance	Avg.
1.	Kentucky	12	241,942	20,162
2.	North Carolina	9	177,321	19,702
3.	Tennessee	10	189,058	18,906
4.	Arkansas	11	207,535	18,867
5.	SYRACUSE	11	194,306	17,664
6.	Creighton	10	170,856	17,086
7.	BYU	10	166,705	16,671
8.	Indiana	12	192,714	16,060
9.	Kansas	10	153,000	15,300
10.	Marquette	11	165,281	15,026

2024-25 ON-CAMPUS CROWD

Date	Game	Arena	Att.
Jan. 18	Stanford at UNC	Smith Center	21,750
Dec. 4	Alabama at UNC	Smith Center	21,750
Dec. 3	Syracuse at Tenn	Thompson-Boling Arena	21,678
Jan. 4	Arkansas at Tenn	Thompson-Boling Arena	21,678
Jan. 18	Alabama at Kentucky	Rupp Arena	21,108
Dec. 14	Louisville at Kentucky	Rupp Arena	21,093
Jan. 4	Florida at Kentucky	Rupp Arena	21,093
Dec. 23	Middle Tenn at Tenn	Thompson-Boling Arena	21,678
Jan. 18	Notre Dame at Syracuse	JMA Wireless Dome	20,842
Nov. 26	W. Kent. at Kentucky	Rupp Arena	20,049

SYRACUSE RING OF HONOR

Dave Bing - MBB
 Jim Boeheim - MBB
 Jim Brown - FB, LAX, TR
 Ernie Davis - FB
 Floyd Little - FB
 Dick MacPherson - FB
 Ben Schwartzwalder - FB
 Roy Simmons Jr. - LAX
 Pearl Washington - MBB

DIV. I ON-CAMPUS CROWDS

Year	Game	Att.
1980-81	Connecticut at Syracuse	26,257
1981-82	St. John's at Syracuse	27,318
1982-83	St. John's at Syracuse	32,382
1983-84	Georgetown at Syracuse	30,758
1984-85	Villanova at Syracuse	32,520
1985-86	Georgetown at Syracuse	32,475
1986-87	Georgetown at Syracuse	32,602
1987-88	Pittsburgh at Syracuse	32,492
1988-89	Georgetown at Syracuse	32,683
1989-90	Georgetown at Syracuse	33,015
1990-91	Georgetown at Syracuse	33,048
1991-92	Georgetown at Syracuse	32,996
1992-93	St. John's at Syracuse	29,130
1993-94	Kentucky at Syracuse	31,560
1994-95	Connecticut at Syracuse	31,211
1995-96	Georgetown at Syracuse	32,589
1996-97	Georgetown at Syracuse	29,877
1997-98	Georgetown at Syracuse	27,726
1998-99	Connecticut at Syracuse	30,367
1999-00	Georgetown at Syracuse	31,009
2000-01	Seton Hall at Syracuse	29,453
2001-02	Georgetown at Syracuse	29,295
2002-03	Rutgers at Syracuse	33,071
2003-04	Connecticut at Syracuse	32,944
2004-05	Notre Dame at Syracuse	33,199
2005-06	Villanova at Syracuse	33,633
2006-07	Connecticut at Syracuse	32,376
2007-08	Georgetown at Syracuse	31,327
2008-09	Georgetown at Syracuse	31,841
2009-10	Villanova at Syracuse	34,616
2010-11	Villanova at Syracuse	33,736
2011-12	Connecticut at Syracuse	33,340
2012-13	Georgetown at Syracuse	35,012
2013-14	Duke at Syracuse	35,446
2014-15	Duke at Syracuse	35,446
2015-16	Pittsburgh at Syracuse	28,696
2016-17	Georgia Tech at Syracuse	30,448
2017-18	Clemson at Syracuse	28,670
2018-19	Duke at Syracuse	35,642
2019-20	Duke at Syracuse	31,458
2020-21	pandemic	0
2021-22	Duke at Syracuse	31,830
2022-23	Duke at Syracuse	31,063
2023-24	Notre Dame at Syracuse	25,194
2024-25	Alabama at North Carolina	21,750

DOME-INATING

Syracuse In The Dome

Season	W-L	Pct.	Unbeaten Start
2024-25	8-3	.727	5-0
2023-24	14-2	.875	9-0
2022-23	11-7	.611	1-0
2021-22	11-5	.688	2-0
2020-21	13-1	.929	5-0
2019-20	11-7	.611	0-1
2018-19	13-6	.684	6-0
2017-18	14-5	.737	8-0
2016-17	17-4	.810	6-0
2015-16	13-4	.765	3-0
2014-15	13-5	.722	4-0
2013-14	16-2	.889	16-0
2012-13	17-2	.895	16-0
2011-12	19-0	1.000	19-0
2010-11	16-3	.842	13-0
2009-10	17-2	.895	9-0
2008-09	16-3	.842	7-0
2007-08	16-6	.727	3-0
2006-07	18-4	.818	6-0
2005-06	14-5	.909	2-0
2004-05	16-2	.889	14-0
2003-04	14-3	.824	0-1
2002-03	17-0	1.000	17-0
2001-02	15-4	.789	6-0
2000-01	15-2	.882	6-0
1999-00	17-1	.944	13-0
1998-99	9-7	.563	3-0
1997-98	12-4	.750	8-0
1996-97	9-7	.563	1-0
1995-96	15-1	.938	10-0
1994-95	14-2	.875	12-0
1993-94	16-1	.941	4-0
1992-93	12-4	.750	7-0
1991-92	14-3	.824	13-0
1990-91	16-1	.941	8-0
1989-90	13-3	.813	7-0
1988-89	18-1	.947	10-0
1987-88	13-3	.813	8-0
1986-87	17-2	.895	11-0
1985-86	17-2	.895	14-0
1984-85	13-2	.867	6-0
1983-84	14-3	.824	4-0
1982-83	14-2	.875	8-0
1981-82	11-6	.647	2-0
1980-81	17-3	.850	2-0
Overall	645-145	.816	



SYRACUSE EARNS FOUR COMMITMENTS FROM THE CLASS OF '25

Guard **Kiyan Anthony** from Long Island Lutheran High School, **Luke Fennell**, a guard from Melbourne, Australia, Dominican High School (Wisc.) guard **Aaron Womack**, and forward **Sadiq White Jr.** from Charlotte, N.C., have committed to enroll at Syracuse and play for the Orange.

Anthony, from Glen Head, N.Y., is the son of program legend Carmelo Anthony. A four-star recruit, Anthony is ranked as the 34th best player and the sixth-best shooting guard in the Class of '25 by 247Sports.com. ESPN.com has Anthony rated 36th overall and ninth among shooting guards. He is 35th overall and the ninth-rated shooting guard by On3.com. Anthony's other ratings, from Rivals.com, are 48th overall and 15th among shooting guards.

He attends Long Island Lutheran High School (N.Y.), where he transferred from Christ the King High School in Queens before his junior year. Anthony helped Long Island Lutheran to a 21-5 record in 2023-24. The Crusaders lost in the quarterfinals of the Chipotle Nationals. He enters the season on the Naismith Boys' High School Player of the Year watchlist.

Fennell, a 6-6 combo guard, plays at South East Melbourne. The Phoenix competes in the National Basketball League (NBL), a professional league in Australia and New Zealand. He will spend the 2024-25 season as a developmental player.

Fennell participated in the 2024 FIBA U-18 Asia Cup with Australia. Fennell averaged

11.8 points per game, and helped propel the Aussies to a 6-0 record and tournament victory. He was also part of Australia's U-18 team that won the gold medal in the Albert Sweitzer Games in Germany. Australia was 7-0 in the tournament.

Fennell earned a four-star ranking from 247 Sports. He was rated the 23rd shooting guard in the Class of 2025.

Aaron Womack, from Milwaukee, Wisconsin, had a stellar junior year, averaging 21.9 points, 9.4 rebounds and 3.8 assists per game. Dominican finished 24-4 overall and 12-2 in the Metro Classic Conference. The Knights reached the Wisconsin Interscholastic Athletic Association (WIAA) Sectional 4 quarterfinals. Womack topped 30 points four times during the season and had 12 double-doubles.

White Jr. is playing at IMG Academy (Fla.) in his senior year, after transferring from Myers Park High School (N.C.). ESPN.com has him rated as a five-star prospect and the 15th-best recruit in the class of 2025. White Jr. was a four-star performer, rated 26th overall, and ranked seventh among power forwards by 247 Sports. Rivals.com ranks White Jr. a four-star player, 32nd overall and sixth among power forwards in the Class of 2025.

White Jr. averaged 16.9 points and 5.6 rebounds per game in 2023-24. The Mustangs were 27-3 overall and reached the state quarterfinals. White Jr. was a 2024 Max Preps Honorable Mention All-American and made the 2024 North Carolina Basketball Coaches Association (NCBCA) All-State Team.



The Naismith Trophy Boys' High School Player of the Year was established in 1987. Previous winners have included Cooper Flagg (2024), Ben Simmons (2015), Andrew Wiggins (2013), Kevin Love (2007), Dwight Howard (2004), LeBron James (2003) and Kobe Bryant (1996).

2024-25 BOYS NAISMITH TROPHY WATCHLIST

Player	School
Shon Abaev	Calvary Christian Academy
Matthew Able	Sagemont Prep School
Darius Acuff	IMG Academy
Darius Adams	La Lumiere
Nate Ament	Highland
Kiyan Anthony	Long Island Lutheran
Dwayne Aristode	Brewster Academy
Tajh Ariza	Westchester Enriched Sciences
Cameron Boozer	Christopher Columbus
Cayden Boozer	Christopher Columbus
Mikel Brown Jr.	DME Academy
Niko Bundalo	Prolific Prep
Brayden Burries	Eleanor Roosevelt
Chris Cenac Jr.	Link Academy
John Clark	Link Academy
Jason Crowe Jr.	Inglewood
AJ Dybantsa	Utah Prep
Jerry Easter	Link Academy
Kingston Flemings	Brennan
Davis Fogle	AZ Compass Prep
Hudson Greer	Montverde Academy
Davion Hannah	Link Academy
Jalen Haralson	La Lumiere School
Isiah Harwell	Wasatch Academy
Shelton Henderson	Bellaire
Caleb Holt	Grayson
CJ Ingram	Oak Ridge
London Jemison	St. Thomas More
Jasper Johnson	Overtime Elite
Nikolas Khamenia	Harvard-Westlake
Acaden Lewis	Sidwell Friends
Brendon McCoy Jr.	St. John Bosco
Trey McKenney	St. Mary's Prep
Kayden Mingo	Long Island Lutheran
Malachi Moreno	Great Crossing
Braylon Mullins	Greenfield-Central
Miikka Muurinen	AZ Compass Prep
Koa Peat	Perry
Darryn Peterson	Prolific Prep
Eric Reibe	The Bullis School
Jordan Smith Jr.	St. Paul VI Catholic
Xavion Staton	Sierra Vista
Tyran Stokes	Notre Dame
Meleek Thomas	Overtime Elite
Bryson Tiller	Overtime Elite
Jaden Toombs	Dynamic Prep
Sadiq White Jr.	IMG Academy
Caleb Wilson	Holy Innocents' Episcopal
Tounde Yessoufou	St. Joseph



October Best
Chris Bell
2 exhibition games
16.5 ppg.
3.0 rpg.
3.0 apg.
0.5 bpg.
0.5 spg.
18.0 mpg.

Chris Bell

October Exhibition Season Notes

- ✓ **Oct. 30:** The Orange defeated Slippery Rock, 96-51. Syracuse led by as many as 48 in the triumph.
- ✓ **Chris Bell** hit five 3-pointers and finished with a squad-best 17 points. **Elijah Moore** had 12 points and **J'yare Davis** posted 11 points seven boards.
- ✓ **Oct. 26:** **Jaquan Carlos** had 14 points and 10 assists to help Syracuse defeat Clarion, 101-73. **J.J. Starling** led four double-digit scorers with 17 points.
- ✓ **Donnie Freeman** had 16 points and seven rebounds and **Chris Bell** contributed 16 points, including four 3-pointers.

THE BASKETBALL HALL OF FAME



The Kareem -Abdul Jabbar Award is presented annually since 2015 to the most outstanding center in men's basketball. The Basketball Hall of Fame administers the award and compiles the preseason watch list of 20 candidates, which included SU's **Eddie Lampkin Jr.**

2025 ABDUL-JABBAR AWARD WATCHLIST

Player	School
Clifford Omoruyi	Alabama
Motiejus Krivas	Arizona
Jayden Quaintance	Arizona State
Jonas Aidoo	Arkansas
Ryan Kalkbrenner	Creighton
Khama Maluach	Duke
Oumar Ballo	Indiana
Hunter Dickinson	Kansas
Amari Williams	Kentucky
Derik Queen	Maryland
Vladislav Goldin	Michigan
Dawson Garcia	Minnesota
Malik Dia	Ole Miss
Robbie Avila	Saint Louis
Mitchell Saxen	Saint Mary's
Maxime Raynaud	Stanford
Eddie Lampkin Jr.	Syracuse
William Kyle III	UCLA
Samson Johnson	UConn
Efton Reid II	Wake Forest

THE BASKETBALL HALL OF FAME



The Karl Malone Award is presented annually since 2015 to the most outstanding power forward. The Basketball Hall of Fame compiles the preseason watch list of 20 candidates, which included SU's **Donnie Freeman**.

2025 MALONE AWARD WATCHLIST

Player	School
Grant Nelson	Alabama
Trey Townsend	Arizona
Johni Broome	Auburn
Norchad Omier	Baylor
Ian Schieffelin	Clemson
Graham Ike	Gonzaga
J'Wan Roberts	Houston
Will Riley	Illinois
Malik Reneau	Indiana
Coleman Hawkins	Kansas State
Julian Reese	Maryland
Cade Tyson	North Carolina
Caden Pierce	Princeton
Bryce Hopkins	Providence
JT Toppin	Texas Tech
Donnie Freeman	Syracuse
Yaxel Lendeborg	UAB
Alex Karaban	UConn
Eric Dixon	Villanova
Great Osobor	Washington

SU FRESHMAN REBOUNDING

Name	Gms.	Reb.	Avg.	Year
1. Carmelo Anthony	35	349	10.0	2002-03
2. Oshae Brissett	37	327	8.8	2017-18
3. Dale Shackleford	29	256	8.8	1975-76
4. Derrick Coleman	38	333	8.8	1986-87
5. Roosevelt Bouie	30	242	8.1	1976-77
6. Donnie Freeman	14	111	7.9	2024-25
7. John Wallace	29	221	7.6	1992-93
8. Donte Greene	35	251	7.2	2007-08
9. Paul Harris	35	248	7.1	2006-07
10. Billy Owens	38	263	6.9	1988-89

25 SEASONS OF FAB FRESHMAN FORWARDS 2005-25

Player	Season	TOTAL					3-PTS			REBOUNDS														
		G	GS	FG	FGA	Pct	3FG	3FGA	Pct	FT	FTA	Pct	O	D	Tot	Avg	PF	FO	A	TO	Blk	Stl	Pts	Avg
Donnie Freeman	2024-25	14	14	68	135	.504	12	36	.333	39	49	.796	15	96	111	7.9	24	0	19	25	5	5	187	13.4
Chris Bell	2022-23	30	30	72	179	.402	39	113	.345	16	20	.800	7	47	54	1.8	44	2	13	23	8	7	199	6.6
Oshae Brissett	2017-18	37	37	162	458	.354	55	166	.331	174	221	.787	82	245	327	8.8	83	1	34	69	29	43	553	14.9
Tyler Lydon	2015-16	37	0	127	266	.477	49	122	.402	72	93	.774	66	167	233	6.3	101	2	41	47	67	42	375	10.1
Malachi Richardson	2015-16	37	37	152	412	.369	79	224	.353	113	157	.720	19	139	158	4.3	91	1	77	79	10	43	496	13.4
Chris McCullough	2014-15	16	16	54	113	.478	1	1	1.000	40	71	.563	36	74	110	6.9	41	2	18	35	33	27	149	9.3
Jerami Grant	2013-14	32	20	133	268	.496	0	5	.000	120	178	.674	78	139	217	6.8	75	3	44	37	18	26	386	12.1
Donte Greene	2007-08	35	35	218	521	.418	90	261	.345	94	133	.707	60	191	251	7.2	101	4	71	91	57	45	620	17.7
Paul Harris	2006-07	35	1	94	217	.433	1	20	.050	113	166	.681	74	174	248	7.1	68	1	57	66	21	28	302	8.6



includes January 15 games

Team	Stat	NCAA	ACC
W-L %	.471	226th	12th
Scoring	75.0	186th	12th
Scoring Defense	78.1	317th	18th
Scoring Margin	-3.1	291st	18th
Bench Points	25.82	75th	3rd
Rebounds	38.47	73rd	5th
Off. Rebounds	10.71	196th	10th
Def. Rebounds	27.6	33rd	3rd
Rebound Margin	4.4	97th	5th
Assists	13.8	186th	10th
Turnovers	12.6	230th	16th
Turnovers Forced	10.18	330th	16th
Turnover Margin	-2.4	316th	18th
Steals	4.6	347th	18th
Blocks	2.6	271st	16th
FG %	.454	158th	10th
FG % Defense	.454	291st	16th
3FG %	.294	342nd	18th
3FG % Defense	.337	218th	12th
FT %	.696	245th	17th
FT Made Avg.	14.3	141th	9th

Individual Rebounds

Eddie Lampkin	137	71st	6th
---------------	-----	------	-----

Rebounds Per Game

Eddie Lampkin	8.1	75th	6th
Donnie Freeman	7.9	84th	8th

Defensive Rebounds Per Game

Donnie Freeman	6.9	19th	3rd
----------------	-----	------	-----

Offensive Rebounds Per Game

Eddie Lampkin	3.2	35th	2nd
---------------	-----	------	-----

Assists

Jaquan Carlos	71	113th	7th
---------------	----	-------	-----

Assists Per Game

Jaquan Carlos	4.2	129th	7th
---------------	-----	-------	-----

Assist/Turnover Ratio

Jaquan Carlos	2.29	98th	6th
---------------	------	------	-----



Suits And Sneakers Week

The American Cancer Society's Coaches vs. Cancer "Suits And Sneakers Week" is scheduled for January 27-Feb. 2. The nationwide, annual event helps bring attention to the ongoing fight against cancer.

Basketball coaches and players at the collegiate and scholastic level join in supporting the initiative.

The Syracuse coaching staff will participate again this season. Coach Adrian Autry and his staff will wear Suits and Sneakers lapel pins at the Stanford (Jan. 29) and California (Feb. 1) road contests.

Additional information is available at coachesvscancer.org.

MEDIA SERVICES

Interview Opportunities

Postgame: A press conference with **Coach Adrian Autry** will be held in the press room, followed by player availability in the Syracuse locker room. Contact Pete Moore in Athletic Communications (315) 443-26-8 for details

Coach Autry: Media should contact Pete Moore to check on Coach Autry's availability.

Student-Athletes and Assistant Coaches: Please respect the privacy of the student-athletes and their families by **NOT contacting them directly**. Interviews SHOULD NOT be conducted without making the arrangements through Pete Moore.

Attending Practice: All practice sessions are closed.

Radio

Syracuse IMG Sports Network: Voice of the Orange **Matt Park '97** and analyst **Jim Satalin** broadcast all of Syracuse's games on the Syracuse IMG Radio Network. The programming originates from **WTKW-FM (99.5)** and is carried by affiliates in New York, Pennsylvania and Vermont. **WAER-FM (88.3)** also carries SU men's basketball games home and away.

SU on Sirius: SIRIUS Satellite radio carries SU men's basketball games on a family of more than 120 stations. Visit www.sirius.com for a guide.

Internet

www.cuse.com: The site includes up-to-the minute SU athletics news, rosters, schedules, results and statistics for all 21 varsity sports. Broadcasts of Syracuse University men's basketball can be heard through the website.

Cuse.com

Coach Adrian Autry's post-game press conference and game highlights are available on Cuse.com.

Atlantic Coast Conference (www.acc.com):

The ACC website contains current news, standings, notes, results and statistics.

Athletic Communications Men's Basketball Directory

Pete Moore, director315-443-2608
cell phone315-952-5011
e-mail address pimooore@syr.edu
Jacob Kisamore, assistant.....315-443-2608

SU DUNK BOARD

includes Notre Dame game

Player	Games	Dunks	Career
Chris Bell	18	5	15
Donnie Freeman	14	11	11
Naheem McLeod	5	1	9
Jyáre Davis	18	6	6
J.J. Starling	10	2	3
Kyle Cuffe Jr.	15	1	3
Eddie Lampkin	18	3	3
Petar Majstorovic	16	1	1
Elijah Moore	18	1	1
Lucas Taylor	18	1	1
Total	18	32	

ORANGE OVERSEAS

Player	at SU	Team	Notes	includes games of 1/15/2025
Jimmy Boenheim	2021-22	BG Goettingen (Germany)	12 games, 12.3 ppg., 4.3 rpg.	
Rakeem Christmas	2011-15	Amartha Hangtuh (Indonesia)	1 game, 28.0 ppg., 11.0 rpg.	
Marek Dolezaj	2017-21	Keflavik IF (Iceland)	10 games, 8.3 ppg., 5.9 rpg.	
Tyler Ennis	2013-14	Venezia (Italy)	9 games, 14.8 ppg., 5.9 apg.	
Joseph Girard III	2019-23	Kedainiai Nevezis (Lithuania)	15 games, 21.4 ppg., 2.9 apg.	
B.J. Johnson	2013-15	Lokomotiv Kuban (Russia)	22 games, 12.8 ppg., 4.0 rpg.	
Malachi Richardson	2015-16	Astros de Jalisco (Mexico)	3 games, 11.0 ppg., 1.0 rpg.	
Bourama Sidibe	2017-22	Abidjan Basketball Club (Ivory)	4 games, 4.8 ppg., 2.3 rpg.	
Symir Torrence	2021-23	Nilan Bisons (Finland)	20 games, 11.3 ppg., 8.0 apg.	



Adrian Autry is in his second season as head coach at his alma mater.

ADRIAN "RED" AUTRY, Head Coach



Autry Enters Second Season As Court Boss

Adrian Autry is in his second year as head coach at his alma mater. In his first campaign at the helm, Autry guided the Orange to a 20-12 overall record and an 11-9 Atlantic Coast Conference mark.

Autry was named head coach at Syracuse University following the completion of the 2022-23 season. He was selected to replace his mentor, Hall of Fame coach Jim Boeheim, who held the post for 47 years.

Autry had returned to his alma mater when he was named an assistant coach prior to the 2011-12 season. In March of 2017, Autry was promoted to associate head coach.

A product of St. Nicholas of Tolentine in the Bronx, Autry was a McDonald's All-American in 1990. He earned first-team All-New York City three times and played on the 1988 New York City and New York State championship squads.

An Orange Star

Autry started 116-of-121 games in four seasons with the Orange, a stretch that began in 1990 and ended in 1994. Autry still ranks fifth in career assists (631) and sixth in career steals (217) at Syracuse. The Orange earned NCAA Tournament invitations in 1990-91, 1991-92 and 1993-94.

He graduated from SU with a degree in Speech Communication in 1994.

Overseas Orange

Autry had a successful professional basketball career, primarily in European leagues. He played for teams in Belgium, France, Germany, Italy, Poland, Russia, Turkey and Venezuela. Autry also had stints in the United States Basketball League (USBL).

The Quest To Coach

Autry embarked on a coaching career in January 2006 when he was hired as associate head coach at Bishop Ireton Catholic High School (Va.). He became AAU basketball coach with Nova United in April 2006, leading the 14-Under team and then the 15-Under squad. In September 2007, he became assistant basketball coach at Paul VI High School (Va.). He was named an assistant coach on the AAU Triple Threat squad, working with the 17-Under team, in 2008.

He moved into the collegiate ranks in 2008 when he was hired by then-head coach Seth Greenburg as director of basketball operations at Virginia Tech. He was later elevated to an assistant coach post, before moving back to Syracuse.

ADRIAN AUTRY RECORDS

SU Head Coach	29-21 (.580)
Overtime Games	1-0 (1.000)
Season Openers	2-0 (1.000)
ACC Regular Season	13-12 (.520)
SU Assistant (2011-23):	264-145 (.645)
SU Player (1990-94):	91-32 (.740)

SYRACUSE FIRST-YEAR COACHES

Coch	Season	First Year Record
Adrian Autry	2023-24	20-10
Jim Boeheim	1976-77	26-4
Roy Danforth	1968-69	9-16
Fred Lewis	1962-63	8-13
Marc Guley	1950-15	19-9
Lewis Andreas	1924-25	15-2
Edmund Dollard	1911-12	11-3
John A.R. Scott	1903-04	11-8

AUTRY'S STATISTICS AT SYRACUSE

Year	G	FG	FGA	Pct	3FG	3FGA	Pct	FT	FTA	Pct	R	Avg	A	Pts	Avg
1990-91	31	106	264	.402	26	82	.317	62	88	.705	79	2.5	164	300	9.7
1991-92	31	109	297	.367	33	99	.333	90	128	.703	126	4.1	123	341	11.0
1992-93	29	140	324	.432	33	109	.302	83	104	.798	106	3.7	161	396	13.7
1993-94	30	178	396	.449	47	127	.370	98	125	.784	145	4.8	183	501	16.7
Totals	121	533	1,281	.416	139	417	.333	333	445	.748	456	3.8	631	1,538	12.7

2024-25 AP POLL

Jan. 20, 2025

No.	Team	W-L	Points
1.	Auburn (62)	17-1	1,550
2.	Duke	16-2	1,485
3.	Iowa State	15-2	1,397
4.	Alabama	15-3	1,338
5.	Florida	16-2	1,262
6.	Tennessee	16-2	1,170
7.	Houston	14-3	1,151
8.	Michigan State	16-2	1,109
9.	Kentucky	14-4	1,057
10.	Marquette	15-3	950
11.	Purdue	15-4	906
12.	Kansas	13-4	902
13.	Texas A&M	14-4	794
14.	Mississippi State	15-3	731
15.	Oregon	15-3	638
16.	Ole Miss	15-3	564
17.	Illinois	13-5	526
18.	Wisconsin	15-3	437
19.	UConn	13-5	365
20.	St. John's	16-3	320
21.	Michigan	14-4	305
22.	Missouri	15-3	275
23.	West Virginia	13-4	240
24.	Memphis	14-4	232
25.	Louisville	14-5	125

Others receiving votes: Texas Tech 104, Utah State 38, Vanderbilt 35, Gonzaga 34, Clemson 30, Georgia 30, Arizona 21, Saint Mary's 12, Cincinnati 4, Baylor 4, UC Irvine 3, Creighton 2, Wake Forest 2, Maryland 1, Bradley 1..

2024-25 COACHES POLL

Jan. 20, 2025

No.	Team	W-L	Points
1.	Auburn (30)	17-1	774
2.	Duke	16-2	739
3.	Alabama	15-3	672
4.	Iowa State	15-2	668
5.	Houston	14-3	623
6.	Florida	16-2	615
7.	Tennessee	16-2	584
8.	Michigan State	16-2	558
9.	Kentucky	14-4	478
10.	Marquette	15-3	473
11.	Kansas	13-4	467
12.	Purdue	15-4	452
13.	Texas A&M	14-4	383
14.	Mississippi State	15-3	341
15.	Oregon	15-3	309
16.	Ole Miss	15-3	272
17.	Illinois	13-5	266
18.	UConn	13-5	230
19.	Wisconsin	15-3	194
20.	Michigan	14-4	180
21.	St. John's	16-3	167
22.	Memphis	14-4	130
23.	West Virginia	13-4	107
24.	Missouri	15-3	77
25.	Texas Tech	13-4	53

Others receiving votes: Louisville 43, Gonzaga 43, Georgia 39, Clemson 28, Utah State 26, Saint Mary's 25, Vanderbilt 16, Oklahoma 16, Maryland 8, Creighton 7, Arizona 6, UCLA 2, UC Irvine 2, Baylor 2

SYRACUSE POLL POINTS

The last time. . .

SU vs.	12/3/24	SU 70, #3 Tennessee 96
ranked team		
SU win vs.	2/13/24	SU 86, #7 North Carolina 79
ranked team		
Both ranked	11/16/18	#13 Oregon 80, #15 SU 65
Both top 10	2/22/14	#5 Duke 66, #1 SU 60
Both top 5	2/22/14	#5 Duke 66, #1 SU 60
SU vs. ranked	11/20/23	#7 Tennessee 73, SU 56
back-to-back	11/21/23	#11 Gonzaga 76, SU 57
SU played #1	2/23/19	#1 Duke 75, SU 65
SU beat #1	1/14/19	SU 95, #1 Duke 91 OT
SU played #2	3/4/19	#2 Virginia 79, SU 53
SU beat #2	2/3/03	SU 67, #2 Pittsburgh 65
SU played #3	12/3/24	#3 Tennessee 96, SU 70
SU beat #3	3/12/09	#18 SU 127, #3 UConn 117 6 OT
SU played #4	3/27/16	SU 68, #4 Virginia 62 (NCAA)
SU beat #4	3/27/16	SU 68, #4 Virginia 62 (NCAA)
SU played #5	3/14/19	#5 Duke 84, SU 72 (ACCT)
SU beat #5	3/18/18	SU 55, #5 Mich. State (NCAA) 53
SU played #6	1/30/23	#6 Virginia 67, SU 62
SU beat #6	1/28/17	SU 82, #6 Florida State 72
SU played #7	2/13/24	SU 86, #7 North Carolina 79
SU beat #7	2/13/24	SU 86, #7 North Carolina 79
SU played #8	1/25/21	#8 Virginia 81, SU 58
SU beat #8	12/28/13	#2 SU 78, #8 Villanova 62
SU played #9	2/1/20	#9 Duke 97, SU 88
SU beat #9	2/4/17	SU 66, #9 Virginia 62
SU played #10	1/26/19	#10 Virginia Tech 78, SU 56
SU beat #10	2/22/17	SU 78, #10 Duke 75
SU played #11	11/21/23	#11 Gonzaga 76, SU 57
SU beat #11	2/26/11	#17 SU 58, #11 Georgetown 51
SU played #12	3/7/18	#12 N. Carolina 78, SU 59 (ACCT)
SU beat #12	2/18/15	SU 69, #12 Louisville 59
SU played #13	3/21/21	SU 75, #13 West Virginia 72
SU beat #13	3/21/21	SU 75, #13 West Virginia 72
SU played #14	1/2/24	#14 Duke 86, SU 66
SU beat #14	3/22/12*	#2 SU 64, #14 Wisconsin 63 (NCAA)
SU played #15	3/11/21	#15 Virginia 72, SU 69 (ACCT)
SU beat #15	3/30/13	#16 SU 55, #15 Marquette 39 (NCAA)
SU played #16	3/19/21	#16 Illinois 73, SU 44
SU beat #16	3/19/21	SU 78, #16 San Diego St. 62
SU played #17	1/16/23	#17 Miami 82, SU 78
SU beat #17	2/1/14	#2 SU 91, #17 Duke 89 OT
SU played #18	1/11/20	SU 63, #18/18 Virginia 55 OT
SU beat #18	1/11/20	SU 63, #18/18 Virginia 55 OT
SU played #19	11/26/21	#19 Auburn 89, Syracuse 68
SU beat #19	3/3/12	#2 SU 58, #19 Louisville 49
SU played #20	1/18/16	SU 64, #20 Duke 62
SU beat #20	1/18/16	SU 64, #20 Duke 62
SU played #21	12/9/20	#21 Rutgers 79, Syracuse 69
SU beat #21	1/21/13	#t3 SU 57, #21 Cincinnati 55
SU played #22	2/5/19	#22 Florida State 80, SU 62
SU beat #22	1/18/14	#2 SU 59, #22 Pittsburgh 54
SU played #23	2/14/23	SU 75, #23 NC State 72
SU beat #23	2/14/23	SU 75, #23 NC State 72
SU played #24	11/19/04	SU 71, #24 Memphis 62
SU beat #24	11/19/04	SU 71, #24 Memphis 62
SU played #25	1/28/16	SU 81, #25 Notre Dame 66
SU beat #25	1/28/16	SU 81, #25 Notre Dame 66
Ranked opponents		
in a season	15	2008-09

*wins vacated by NCAA sanctions

SU IN THE 2024-25 POLLS

Date	AP	Coaches
Preseason	--	--
Nov. 11	--	--
Nov. 18	--	--
Nov. 25	--	--
Dec. 2	--	--
Dec. 9	--	--
Dec. 16	--	--
Dec. 23	--	--
Dec. 30	--	--
Jan. 6	--	--
Jan. 13	--	--
Jan. 20	--	--

SU'S MOST FAMILIAR FOES

Opponents	Games
1. Colgate (Nov. 12)	176
2. Cornell (Nov. 27)	129
3. Pittsburgh (Jan. 25, Feb. 18)	126
4. Penn State	106
5. Georgetown (Dec. 14)	100
6. Connecticut	95
7. St. John's	92
8. Boston College (Jan. 11, Feb. 8)	86
9. Niagara	84
10. Villanova	74

bold indicates 2023-24 opponent



CHRIS BELL

Forward • 6-7 • 180 • Junior

Concord, Calif. • De La Salle H.S., Calif.

Wasatch Academy, Utah

4

- Bell has scored in double digits in nine of 18 contests.
- He averaged 10.2 points in reserve contributions over the last five games.
- He led the Orange with 18 points against both Florida State and Louisville.
- His 11-for-11 free-throw effort versus Texas Tech represented the most made without a miss in a game since Marek Dolezaj (12-for-12) in 2020.

BELL 2024-25 SEASON HIGHS

Points: 22, vs. Texas Tech
FG Made: 7, Le Moyne
FG Attempted: 13, three times
3-Point FGM: 4, at Florida State, Louisville
3-Point FGA: 8, vs. Texas Tech
FT Made: 11, vs. Texas Tech
FT Attempted: 11, vs. Texas Tech
Rebounds: 6, UAlbany
Off. Rebounds: 2, Bucknell
Def. Rebounds: 5, Cornell, at Tennessee, UAlbany
Assists: 2, Youngstown State
Steals: 3, at Tennessee
Blocks: 2, Colgate, vs. Texas
Minutes: 36, Youngstown State

BELL CAREER HIGHS

Points: 30, Louisville, 2023-24
FG Made: 11, Louisville, 2023-24
FG Attempted: 19, Colgate, 2023-24
3-Point FGM: 8, at NC State, Louisville, 2023-24
3-Point FGA: 14, Colgate, 2023-24
FT Made: 11, vs. Texas Tech, 2024-25
FT Attempted: 11, vs. Texas Tech, 2024-25
Rebounds: 7, at Louisville, 2022-23
Off. Rebounds: 2, Bucknell
Def. Rebounds: 7, at Louisville, 2023-24
Assists: 3, LSU, 2023-24
Steals: 3, at Tennessee, 2024-25
Blocks: 4, Cornell, 2023-24
Minutes: 40, at Louisville, at NC State, 2023-24

BELL MISCELLANEOUS

	FR	SO	JR	TOTAL
Double-Doubles	---	---	---	---
10+ Points	9	18	9	36
20+ Points	---	6	2	8
5+ Rebounds	2	4	4	10
10+ Rebounds	---	---	---	---
5+ Assists	---	---	---	---
3+ 3-PT Field Goals	4	15	3	22
3+ Steals	---	---	1	1
3+ Blocks	---	2	---	2
Led Team in Points	1	7	2	10
Led Team in Rebounds	---	---	1	1
Led Team in Assists	---	---	---	---

2024-25 BELL GAME-BY-GAME

Opponent	MP	FG	3PT	FT	REB	PF	A	T	B	S	TP
LE MOYNE*	33	7-12	2-6	4-6	1	3	1	2	0	1	20
COLGATE*	34	5-12	1-4	3-3	5	1	1	0	2	0	14
YOUNGSTOWN STATE*	36	3-13	1-8	2-2	4	2	2	1	0	0	9
vs. Texas*	30	3-9	2-6	3-5	2	2	0	3	2	1	11
vs. Texas Tech*	29	4-9	3-8	11-11	1	4	1	1	1	0	22
CORNELL*	18	2-7	0-0	1-1	5	1	1	0	0	1	5
at Tennessee*	31	5-10	2-6	0-3	5	1	0	2	1	3	12
at Notre Dame*	18	1-5	0-3	2-5	2	2	0	0	1	1	4
UAlbany*	27	6-13	0-3	6-6	6	1	0	0	0	0	18
GEORGETOWN*	23	0-4	0-3	3-5	3	0	1	0	0	0	3
vs. Maryland*	17	1-4	0-1	0-0	0	0	0	0	0	0	2
BUCKNELL*	16	2-5	0-2	0-0	2	1	1	1	1	0	4
WAKE FOREST*	9	0-1	0-1	0-0	0	1	0	2	0	1	0
at Florida State	22	4-5	4-4	6-7	0	1	0	0	0	0	18
GEORGIA TECH	23	5-13	1-5	2-3	3	1	0	1	0	0	13
at Boston College	11	0-5	0-1	3-3	1	1	0	0	0	0	3
LOUISVILLE	25	6-11	4-7	2-4	0	0	0	1	1	0	18
NOTRE DAME	9	1-2	1-2	0-2	0	2	0	0	0	0	3
at Clemson											
PITTSBURGH											
at Stanford											
at California											
DUKE											
BOSTON COLLEGE											
at Miami											
NORTH CAROLINA											
at Pittsburgh											
NC STATE											
at Virginia Tech											
at SMU											
VIRGINIA											
*started											

BELL'S CAREER STATISTICS

	TOTAL					3-PTS			REBOUNDS														
Year	G	GS	FG	FGA	Pct	3FG	3FGA	Pct	FT	FTA	Pct	O	D	Tot	Avg	PF	FO	A	TO	Blk	Stl	Pts	Avg
2022-23	30	30	72	179	.402	39	113	.345	16	20	.800	7	47	54	1.8	44	2	13	23	8	7	199	6.6
2023-24	32	32	134	309	.434	84	200	.420	32	38	.842	6	69	75	2.3	58	1	21	26	22	18	384	12.0
2024-25	18	13	55	140	.393	21	70	.300	48	66	.727	5	35	40	2.2	24	0	8	14	9	8	179	9.9
Total	80	75	261	628	.416	144	383	.376	96	124	.774	18	151	169	2.1	126	3	42	63	39	33	762	9.5



JAQUAN CARLOS

Guard • 6-0 • 170 • Senior
Brooklyn, N.Y. • Thomas Jefferson
Hofstra

5

- Carlos leads the Orange with 74 assists this season.
- He averaged 10.1 points and 6.4 assists over seven December contests.
- The senior scored a season-high 16 points against Wake Forest.
- He recorded a 12-point, 12-assist double-double against UAlbany.

CARLOS 2024-25 SEASON HIGHS

Points: 16, Wake Forest
FG Made: 5, Wake Forest
FG Attempted: 9, Bucknell, Wake Forest
3-Point FGM: 1, six times
3-Point FGA: 3, at Tennessee, Louisville
FT Made: 8, Georgetown
FT Attempted: 9, Wake Forest
Rebounds: 5, Bucknell
Off. Rebounds: 2, Notre Dame
Def. Rebounds: 5, Bucknell
Assists: 12, UAlbany
Steals: 3, Youngstown State, Bucknell
Blocks: 1, Colgate, Youngstown State
Minutes: 40, vs. Maryland, Bucknell

CARLOS CAREER HIGHS (*from Hofstra)

Points: 23 at Stony Brook, 2023-24*
FG Made: 8 at UNCW, 2023-24*
FG Attempted: 15 at William & Mary, 2022-23*
3-Point FGM: 4 at Stony Brook, 2023-24; Monmouth, vs. Quinnipiac, 2022-23*
3-Point FGA: 8 at Stony Brook, 2023-24; at William & Mary, vs. Quinnipiac, 2022-23*
FT Made: 8, Georgetown, 2024-25
FT Attempted: 8, three times
Rebounds: 10, Drexel, 2023-24; Hampton, Stony Brook, 2022-23*
Off. Rebounds: 2, at Northeastern, 2023-24; Drexel, Stony Brook, vs. Quinnipiac, 2022-23*
Def. Rebounds: 10, Drexel, 2023-24*
Assists: 19, Northeastern, 2023-24*
Steals: 7, Old Westbury, 2022-23*
Blocks: 1, seven times
Minutes: 45, High Point, 2023-24; at Rutgers, 2022-23*

CARLOS MISCELLANEOUS

	SR	TOTAL
Double-Doubles	1	1
10+ Points	4	4
20+ Points	---	---
5+ Rebounds	1	1
10+ Rebounds	---	---
5+ Assists	6	6
3+ 3-PT Field Goals	---	---
3+ Steals	2	2
3+ Blocks	---	---
Led Team in Points	1	1
Led Team in Rebounds	---	---
Led Team in Assists	10	10

CARLOS' CAREER STATISTICS

	TOTAL					3-PTS			REBOUNDS														
Year	G	GS	FG	FGA	Pct	3FG	3FGA	Pct	FT	FTA	Pct	O	D	Tot	Avg	PF	FO	A	TO	Blk	Stl	Pts	Avg
2021-22*	19	0	7	31	.226	1	16	.063	2	3	.667	2	9	11	0.6	17	0	23	16	1	5	17	0.9
2022-23*	35	34	80	222	.360	36	112	.321	38	48	.792	19	115	134	3.8	57	1	168	62	3	53	234	6.7
2023-24*	33	33	117	283	.413	44	128	.344	66	74	.892	12	132	144	4.4	71	0	208	87	2	53	344	10.4
2024-25	18	14	37	100	.370	6	24	.250	28	41	.683	5	33	38	2.1	37	1	74	32	3	16	108	6.0
Total	105	81	241	636	.379	87	280	.311	134	166	.807	38	289	327	3.1	182	2	474	197	9	127	703	6.7


*from Hofstra

@CUSE_MBB

THE ORANGE STANDARD



KYLE CUFFE JR.
Guard • 6-2 • 190 • Redshirt Junior
Harlem, N.Y. • Blair Academy (N.J.)
Kansas



- He made all 10 free throws in a 13-point effort versus Notre Dame.
- Cuffe Jr. has scored double figures in six of the last 10 contests.
- Cuffe is averaging 8.9 points per contest over the last eight outings.
- He has appeared in 13 straight games for Syracuse.

CUFFE JR. 2024-25 SEASON HIGHS

Points: 14, Wake Forest
FG Made: 4, vs. Maryland
FG Attempted: 14, Wake Forest
3-Point FGM: 2, UAlbany, vs. Maryland, at Boston College
3-Point FGA: 8, Wake Forest
FT Made: 10, Notre Dame
FT Attempted: 11, Wake Forest
Rebounds: 6, Wake Forest
Off. Rebounds: 3, Wake Forest
Def. Rebounds: 3, Wake Forest
Assists: 2, Wake Forest, Louisville
Steals: 2, Bucknell, at Florida State
Blocks: 1, Notre Dame
Minutes: 36, Wake Forest

CUFFE JR. CAREER HIGHS (*from Kansas)

Points: 14, Wake Forest, 2024-25
FG Made: 5, vs. Chaminade, 2023-24
FG Attempted: 14, Wake Forest, 2024-25
3-Point FGM: 3 at Clemson, vs. Chaminade, 2023-24
3-Point FGA: 8, Wake Forest, 2024-25
FT Made: 10, Notre Dame, 2024-25
FT Attempted: 11, Wake Forest, 2024-25
Rebounds: 6, Wake Forest, 2024-25
Off. Rebounds: 3, Wake Forest, 2024-25
Def. Rebounds: 3, Wake Forest, 2024-25
Assists: 3, Niagra, 2023-24
Steals: 2, Bucknell, at Florida State, Louisville, 2024-25,
at North Carolina, Cornell, vs. Chaminade, 2023-24
Blocks: 2, Niagara, 2023-24
Minutes: 36, Wake Forest, 2024-25

CUFFE JR. MISCELLANEOUS

	SO	JR	TOTAL
Double-Doubles	---	---	---
10+ Points	1	6	7
20+ Points	---	---	---
5+ Rebounds	---	1	1
10+ Rebounds	---	---	---
5+ Assists	---	---	---
3+ 3-PT Field Goals	1	---	1
3+ Steals	---	---	---
3+ Blocks	---	---	---
Led Team in Points	---	---	---
Led Team in Rebounds	---	---	---
Led Team in Assists	---	---	---

2024-25 CUFFE JR. GAME-BY-GAME

Opponent	MP	FG	3PT	FT	REB	PF	A	T	B	S	TP
LE MOYNE	1	0-0	0-0	0-0	0	0	0	0	0	0	0
COLGATE	3	0-0	0-0	0-0	0	0	0	0	0	0	0
YOUNGSTOWN STATE	DNP										
vs. Texas	DNP										
vs. Texas Tech	DNP										
CORNELL	5	1-2	0-0	0-0	1	1	1	0	0	0	2
at Tennessee	5	1-2	0-1	0-1	1	0	0	1	0	0	2
at Notre Dame	9	0-2	0-1	1-2	0	3	0	1	0	0	1
UALBANY	12	3-3	2-2	2-2	0	1	0	1	0	0	10
GEORGETOWN	4	0-1	0-0	0-0	1	0	1	0	0	0	0
vs. Maryland	17	4-9	2-5	0-0	0	0	0	3	0	0	10
BUCKNELL	24	3-9	1-6	2-4	3	3	1	1	0	2	9
WAKE FOREST	36	2-14	1-8	9-11	6	4	2	2	0	1	14
at Florida State	14	3-8	1-4	3-3	1	5	1	2	0	2	10
GEORGIA TECH	3	0-1	0-1	0-0	2	0	1	2	0	0	0
at Boston College	18	3-4	2-3	2-4	1	1	0	0	0	0	10
LOUISVILLE	20	2-7	1-4	0-0	0	3	2	1	0	0	5
NOTRE DAME	21	1-4	1-3	10-10	2	3	1	1	1	1	13
at Clemson											
PITTSBURGH											
at Stanford											
at California											
DUKE											
BOSTON COLLEGE											
at Miami											
NORTH CAROLINA											
at Pittsburgh											
NC STATE											
at Virginia Tech											
at SMU											
VIRGINIA											
*started											

CUFFE JR.'S CAREER STATISTICS

Year	G GS		TOTAL			3-PTS			FT			REBOUNDS				PF FO		A TO		Blk Stl		Pts Avg	
			FG	FGA	Pct	3FG	3FGA	Pct				O	D	Tot	Avg								
2022-23*	2	0	0	2	.000	0	0	.000	0	2	.000	1	0	1	0.5	0	0	0	0	0	0	0	0.0
2023-24	29	0	35	86	.407	16	47	.340	6	13	.462	10	20	30	1.0	43	1	15	16	6	14	92	3.2
2024-25	15	0	23	66	.348	11	38	.286	29	37	.784	7	11	18	1.2	24	1	10	15	1	6	86	5.7
Total	46	0	58	153	.379	27	82	.329	35	52	.673	18	31	48	1.0	66	2	25	31	7	20	178	3.9

*from Kansas



JYARE DAVIS

Forward • 6-7 • 215 • Senior
Newark, DE. • Sanford H.S.
Providence College • Delaware

13

- Davis has scored in double figures seven times this season.
- He has grabbed two-or-more boards in 17-of-18 outings this winter.
- He scored 15 points against both Georgetown and Albany.
- The senior scored 20 points in 25 minutes off the bench at Notre Dame.
- He tallied a double-double (22 points, 12 rebounds) versus Le Moyne.

DAVIS 2024-25 SEASON HIGHS

Points: 22, Le Moyne
FG Made: 8, at Notre Dame
FG Attempted: 12, at Notre Dame, at Boston College
3-Point FGM: 2, Louisville
3-Point FGA: 3, Colgate, Wake Forest, Louisville
FT Made: 8, Le Moyne
FT Attempted: 11, Le Moyne
Rebounds: 12, Le Moyne
Off. Rebounds: 5, Le Moyne, vs. Texas
Def. Rebounds: 7, four times
Assists: 4, Georgia Tech
Steals: 2, Georgetown, Bucknell
Blocks: 1, six times
Minutes: 33, at Boston College

DAVIS CAREER HIGHS (*from Delaware)

Points: 29, Stony Brook, 2023-24*
FG Made: 12 at Drexel, Davidson, 2022-23*
FG Attempted: 23 at Drexel, 2022-23*
3-Point FGM: 3, Rhode Island, 2023-24*
3-Point FGA: 6, Hofstra, 2023-24*
FT Made: 12, Stony Brook, 2023-24*
FT Attempted: 12, Northeastern, Stony Brook, Rider, 2023-24*
Rebounds: 17, Stony Brook, 2023-24*
Off. Rebounds: 6, Monmouth, 2023-24*
Def. Rebounds: 14, Stony Brook, 2023-24*
Assists: 7, Ohio, at Princeton, 2022-23*
Steals: 3, Rider, Rhode Island, at Robert Morris, 2023-24;
at Northeastern, Siena, Davidson, 2022-23*
Blocks: 3, Towson, 2023-24; at Hofstra, at Princeton,
Davidson, 2022-23*
Minutes: 44, at Drexel, 2022-23*

DAVIS MISCELLANEOUS

	SR	TOTAL
Double-Doubles	1	1
10+ Points	7	7
20+ Points	2	2
5+ Rebounds	10	10
10+ Rebounds	1	1
5+ Assists	---	---
3+ 3-PT Field Goals	---	---
3+ Steals	---	---
3+ Blocks	---	---
Led Team in Points	2	2
Led Team in Rebounds	4	4
Led Team in Assists	2	2

2024-25 DAVIS GAME-BY-GAME

Opponent	MP	FG	3PT	FT	REB	PF	A	T	B	S	TP
LE MOYNE	26	7-9	0-1	8-11	12	0	2	0	0	1	22
COLGATE	25	3-9	1-3	1-4	9	0	1	0	0	0	8
YOUNGSTOWN STATE	17	0-3	0-1	1-2	2	1	1	0	1	0	1
vs. Texas	28	4-7	0-0	3-6	7	3	2	1	0	0	11
vs. Texas Tech	12	0-0	0-0	2-2	3	0	2	0	0	0	2
CORNELL*	23	4-6	0-1	0-0	5	0	2	1	0	0	8
at Tennessee	19	3-4	0-0	3-3	5	2	1	1	1	0	9
at Notre Dame	25	8-12	0-1	4-5	4	3	0	2	0	0	20
UALBANY*	18	7-7	0-0	1-2	2	3	1	2	0	0	15
GEORGETOWN	24	4-8	0-0	7-9	6	0	0	1	1	2	15
vs. Maryland*	12	0-2	0-0	0-0	0	0	0	3	0	0	0
BUCKNELL	12	0-1	0-0	0-0	5	2	0	2	1	2	0
WAKE FOREST	19	3-8	1-3	0-2	7	1	0	2	1	1	7
at Florida State	21	0-2	0-1	0-0	4	0	3	0	0	0	0
GEORGIA TECH*	32	4-10	0-1	0-0	9	2	4	4	0	1	8
at Boston College*	33	6-12	0-0	0-1	8	3	0	1	0	0	12
LOUISVILLE*	30	4-6	2-3	0-0	8	2	2	0	1	1	10
NOTRE DAME*	26	3-7	1-1	1-5	4	4	2	0	0	1	8
at Clemson											
PITTSBURGH											
at Stanford											
at California											
DUKE											
BOSTON COLLEGE											
at Miami											
NORTH CAROLINA											
at Pittsburgh											
NC STATE											
at Virginia Tech											
at SMU											
VIRGINIA											
*started											

DAVIS' CAREER STATISTICS

	TOTAL					3-PTS			REBOUNDS														
Year	G	GS	FG	FGA	Pct	3FG	3FGA	Pct	FT	FTA	Pct	O	D	Tot	Avg	PF	FO	A	TO	Blk	Stl	Pts	Avg
2021-22*	31	4	126	208	.606	1	10	.100	49	73	.671	35	95	130	4.2	42	0	28	30	13	7	302	9.7
2022-23*	31	31	196	419	.468	11	42	.262	71	108	.657	45	129	174	5.6	69	0	79	65	20	27	474	15.3
2023-24*	32	32	200	429	.466	20	78	.256	127	156	.814	52	188	240	7.5	69	0	78	58	24	24	547	17.1
2024-25	18	7	60	113	.531	5	16	.313	31	52	.596	28	72	100	5.6	26	0	23	20	6	9	156	8.7
Total	112	74	582	1,169	.498	37	146	.253	278	389	.715	160	484	644	5.8	206	0	207	173	63	67	1,479	13.2

*from Delaware



DONNIE FREEMAN

Forward • 6-9 • 190 • Freshman
Washington, D.C. • St. John's College
IMG Academy

1

- Freeman has missed the last four games with a lower leg injury.
- He's had double-digit rebounds in seven outings in 2024-25.
- He has produced double-doubles in six contests this season.
- The freshman is averaging 15.3 points over his last nine appearances.
- Freeman was named Co-ACC Rookie of the Week for Nov. 25-Dec.1.

FREEMAN 2024-25 SEASON HIGHS

Points: 24, UAlbany
FG Made: 10, UAlbany
FG Attempted: 16, Cornell
3-Point FGM: 4, UAlbany
3-Point FGA: 4, UAlbany, Bucknell
FT Made: 8, at Notre Dame
FT Attempted: 10, at Notre Dame
Rebounds: 13, vs. Texas Tech
Off. Rebounds: 3, Le Moyne, Bucknell
Def. Rebounds: 12, vs. Texas Tech
Assists: 4, vs. Maryland
Steals: 1, five times
Blocks: 1, five times
Minutes: 39, Youngstown State

FREEMAN CAREER HIGHS

Points: 24, UAlbany
FG Made: 10, UAlbany
FG Attempted: 16, Cornell
3-Point FGM: 4, UAlbany
3-Point FGA: 4, UAlbany, Bucknell
FT Made: 8, at Notre Dame
FT Attempted: 10, at Notre Dame
Rebounds: 13, vs. Texas Tech
Off. Rebounds: 3, Le Moyne, Bucknell
Def. Rebounds: 12, vs. Texas Tech
Assists: 4, vs. Maryland
Steals: 1, five times
Blocks: 1, five times
Minutes: 39, Youngstown State

FREEMAN MISCELLANEOUS

	FR	TOTAL
Double-Doubles	6	6
10+ Points	9	9
20+ Points	3	3
5+ Rebounds	10	10
10+ Rebounds	7	7
5+ Assists	---	---
3+ 3-PT Field Goals	1	1
3+ Steals	---	---
3+ Blocks	---	---
Led Team in Points	3	3
Led Team in Rebounds	6	6
Led Team in Assists	2	2

2024-25 FREEMAN GAME-BY-GAME

Opponent	MP	FG	3PT	FT	REB	PF	A	T	B	S	TP
LE MOYNE*	29	3-12	1-3	3-5	11	0	1	2	0	0	10
COLGATE*	15	3-7	0-3	0-0	5	1	0	0	0	0	6
YOUNGSTOWN STATE*	39	8-13	1-3	2-2	12	1	3	1	1	0	19
vs. Texas*	15	4-6	1-3	0-0	2	0	1	0	0	1	9
vs. Texas Tech*	28	1-7	0-3	3-3	13	4	0	4	1	0	5
CORNELL*	30	8-16	0-1	7-7	12	0	3	1	0	1	23
at Tennessee*	22	3-7	0-2	4-5	4	2	1	2	0	0	10
at Notre Dame*	33	6-10	0-1	8-10	11	3	0	0	0	1	20
UALBANY	22	10-13	4-4	0-0	8	2	1	2	1	0	24
GEORGETOWN*	19	3-7	1-2	1-2	1	1	0	2	1	0	8
vs. Maryland*	25	6-10	1-3	2-2	7	2	4	3	0	0	15
BUCKNELL*	27	5-10	2-4	3-4	11	4	3	5	0	1	15
WAKE FOREST*	23	2-7	0-1	3-3	4	3	1	1	1	0	7
at Florida State*	28	6-10	1-3	3-6	10	1	1	2	0	1	16
GEORGIA TECH	DNP										
at Boston College	DNP										
LOUISVILLE	DNP										
NOTRE DAME	DNP										
at Clemson											
PITTSBURGH											
at Stanford											
at California											
DUKE											
BOSTON COLLEGE											
at Miami											
NORTH CAROLINA											
at Pittsburgh											
NC STATE											
at Virginia Tech											
at SMU											
VIRGINIA											
*started											



2024-25 Preseason Watch List



Co-Rookie of the Week (Dec. 2)

FREEMAN'S CAREER STATISTICS

Year	G GS		TOTAL			3-PTS						REBOUNDS											
			FG	FGA	Pct	3FG	3FGA	Pct	FT	FTA	Pct	O	D	Tot	Avg	PF	FO	A	TO	Blk	Stl	Pts	Avg
2024-25	14	14	68	135	.504	12	36	.333	39	49	.796	15	96	111	7.9	24	0	19	25	5	5	187	13.4
Total	14	14	68	135	.504	12	36	.333	39	49	.796	15	96	111	7.9	24	0	19	25	5	5	187	13.4



EDDIE LAMPKIN JR.

Center • 6-11 • 265 • Graduate Student
Houston, Texas • Morton Ranch
Texas Christian • Colorado

44

- Lampkin has 82 boards over the last eight games (10.3 rpg).
- He has four straight double-doubles and seven on the season.
- Lampkin Jr. had 13 points and 11 boards in the win over Notre Dame.
- The center has recorded four-or-more assists six times this season.
- He was named to the preseason watch list for the Abdul-Jabbar Award.

LAMPKIN JR. 2024-25 SEASON HIGHS

Points: 20, Youngstown State
FG Made: 8, Youngstown State, Georgetown
FG Attempted: 14, Colgate
3-Point FGM: 1, Colgate, vs. Maryland
3-Point FGA: 1, Colgate, vs. Maryland, Georgia Tech
FT Made: 4, Youngstown State, Bucknell, at Boston College
FT Attempted: 10, Youngstown State
Rebounds: 13, Youngstown State, at Boston College
Off. Rebounds: 6, Youngstown State, Wake Forest
Def. Rebounds: 8, Colgate
Assists: 7, Youngstown State
Steals: 3, Notre Dame
Blocks: 2, Georgia Tech, Notre Dame
Minutes: 40, Youngstown State

LAMPKIN JR. CAREER HIGHS (*from TCU | ^from Colorado)


Points: 22, California, 2023-24^
FG Made: 8, four times
FG Attempted: 14, Florida, 2023-24^, Colgate, 2024-25
3-Point FGM: 1, Colgate, vs. Maryland, 2024-25
3-Point FGA: 1, Colgate, vs. Maryland, 2024-25
FT Made: 8, California, 2023-24^
FT Attempted: 12, Washington, 2023-24^
Rebounds: 14, Arizona, 2021-22*
Off. Rebounds: 10, Arizona, 2021-22*
Def. Rebounds: 10, Northern Colorado, 2023-24^
Assists: 7, Youngstown State, 2024-25
Steals: 3, Notre Dame, 2024-25, Texas, 2021-22*
Blocks: 2, three times
Minutes: 40, Youngstown State, 2024-25

LAMPKIN JR. MISCELLANEOUS

	GR	TOTAL
Double-Doubles	7	7
10+ Points	10	10
20+ Points	1	1
5+ Rebounds	15	15
10+ Rebounds	9	9
5+ Assists	4	4
3+ 3-PT Field Goals	---	---
3+ Steals	1	1
3+ Blocks	---	---
Led Team in Points	3	3
Led Team in Rebounds	10	10
Led Team in Assists	6	6

2024-25 LAMPKIN JR. GAME-BY-GAME

Opponent	MP	FG	3PT	FT	REB	PF	A	T	B	S	TP
LE MOYNE*	19	5-8	0-0	0-0	3	2	1	2	0	1	10
COLGATE*	34	7-14	1-1	0-0	12	0	5	3	1	1	15
YOUNGSTOWN STATE*	40	8-10	0-0	4-10	13	1	7	3	0	0	20
vs. Texas*	33	6-10	0-0	2-4	5	1	6	3	1	0	14
vs. Texas Tech*	28	2-6	0-0	0-0	8	1	0	2	0	1	4
CORNELL	9	0-2	0-0	0-0	3	1	0	3	0	0	0
at Tennessee*	23	3-6	0-0	0-0	4	2	0	1	0	0	6
at Notre Dame*	21	2-4	0-0	1-2	5	3	3	4	1	0	5
UALBANY*	25	3-5	0-0	0-0	8	1	5	0	1	0	6
GEORGETOWN*	36	8-12	0-0	2-4	5	4	1	2	0	1	18
vs. Maryland*	33	4-10	1-1	0-0	10	2	4	3	0	1	9
BUCKNELL*	28	7-8	0-0	4-6	11	2	0	4	1	1	18
WAKE FOREST*	30	3-5	0-0	2-2	10	3	1	4	1	1	8
at Florida State*	18	2-3	0-0	0-0	5	4	1	1	0	0	4
GEORGIA TECH*	35	4-11	0-1	2-3	12	3	2	4	2	0	10
at Boston College*	33	3-5	0-0	4-6	13	3	3	3	1	0	10
LOUISVILLE*	28	5-8	0-0	1-1	10	0	2	1	0	1	11
NOTRE DAME*	32	5-8	0-0	3-7	11	1	4	0	2	3	13
at Clemson											
PITTSBURGH											
at Stanford											
at California											
DUKE											
BOSTON COLLEGE											
at Miami											
NORTH CAROLINA											
at Pittsburgh											
NC STATE											
at Virginia Tech											
at SMU											
VIRGINIA											
*started											



LAMPKIN JR'S CAREER STATISTICS

	TOTAL					3-PTS				REBOUNDS													
Year	G	GS	FG	FGA	Pct	3FG	3FGA	Pct	FT	FTA	Pct	O	D	Tot	Avg	PF	FO	A	TO	Blk	Stl	Pts	Avg
2020-21*	10	0	2	5	.400	0	0	.000	2	6	.333	4	5	9	0.9	8	0	1	2	1	4	6	0.6
2021-22*	33	32	94	155	.606	0	0	.000	36	70	.514	103	103	206	6.2	77	1	25	34	16	20	224	6.8
2022-23*	24	19	64	117	.552	0	0	.000	24	43	.558	67	75	141	5.9	41	1	29	37	12	15	152	6.3
2023-24^	37	36	158	273	.579	0	0	.000	78	118	.661	94	166	260	7.0	80	1	82	96	5	12	394	10.6
2024-25	18	17	77	135	.570	2	3	.667	25	45	.556	58	90	148	8.2	34	0	45	43	11	11	181	10.1
Total	122	104	395	685	.577	2	3	.667	165	282	.585	326	439	764	6.3	240	3	182	212	44	62	957	7.8

*from TCU | ^from Colorado

@CUSE_MBB

THE ORANGE STANDARD



PETAR MAJSTOROVIC

Forward • 6-8 • 230 • Freshman
Sombor, Serbia • Lyon-Villeurbanne U-21

6

- Majstorovic has appeared in 15 of 18 contests.
- Majstorovic scored a career-best nine-points against Bucknell.
- He has pulled down 23 boards over the last five contests (4.6 per game).
- He has played double-digit minutes in 10 of his last 12 appearances.
- The freshman dished out a season-high three assists versus Maryland.

MAJSTOROVIC 2024-25 SEASON HIGHS

Points: 9, Bucknell
FG Made: 3, UAlbany, Bucknell
FG Attempted: 6, Le Moyne
3-Point FGM: 1, Colgate, Bucknell
3-Point FGA: 1, six times
FT Made: 3, Wake Forest
FT Attempted: 4, Wake Forest
Rebounds: 7, at Florida State
Off. Rebounds: 5, at Florida State
Def. Rebounds: 5, Georgia Tech
Assists: 3, vs. Maryland
Steals: 2, at Florida State, Louisville
Blocks: 2, Georgia Tech
Minutes: 22, Notre Dame

MAJSTOROVIC CAREER HIGHS

Points: 9, Bucknell
FG Made: 3, UAlbany, Bucknell
FG Attempted: 6, Le Moyne
3-Point FGM: 1, Colgate, Bucknell
3-Point FGA: 1, six times
FT Made: 3, Wake Forest
FT Attempted: 4, Wake Forest
Rebounds: 7, at Florida State
Off. Rebounds: 5, at Florida State
Def. Rebounds: 5, Georgia Tech
Assists: 3, vs. Maryland
Steals: 2, at Florida State, Louisville
Blocks: 2, Georgia Tech
Minutes: 22, Notre Dame

MAJSTOROVIC MISCELLANEOUS


	FR	TOTAL
Double-Doubles	---	---
10+ Points	---	---
20+ Points	---	---
5+ Rebounds	6	6
10+ Rebounds	---	---
5+ Assists	---	---
3+ 3-PT Field Goals	---	---
3+ Steals	---	---
3+ Blocks	---	---
Led Team in Points	---	---
Led Team in Rebounds	---	---
Led Team in Assists	---	---

2024-25 MAJSTOROVIC GAME-BY-GAME

Opponent	MP	FG	3PT	FT	REB	PF	A	T	B	S	TP
LE MOYNE	5	1-6	0-1	2-3	4	0	0	1	0	1	4
COLGATE	6	2-2	1-1	0-0	0	1	1	0	0	0	5
YOUNGSTOWN STATE	5	1-1	0-0	0-0	3	1	0	0	0	0	2
vs. Texas	DNP										
vs. Texas Tech	11	1-3	0-0	0-0	6	3	0	0	0	0	2
CORNELL	18	1-2	0-0	0-0	5	4	0	0	0	0	2
at Tennessee	11	0-2	0-0	0-2	1	5	0	0	0	0	0
at Notre Dame	1	0-1	0-0	0-0	1	1	0	1	0	0	0
UALBANY	15	3-4	0-0	0-0	5	2	1	0	0	1	6
GEORGETOWN	DNP										
vs. Maryland	11	0-3	0-0	0-0	5	2	3	1	1	0	0
BUCKNELL	11	3-4	1-1	2-3	2	1	0	0	0	0	9
WAKE FOREST	8	0-0	0-0	3-4	1	3	0	1	0	0	3
at Florida State	13	1-1	0-0	0-0	7	5	1	1	1	2	2
GEORGIA TECH	13	0-1	0-1	0-0	6	4	1	0	2	1	0
at Boston College	14	0-2	0-1	0-0	2	2	0	0	0	0	0
LOUISVILLE	20	2-4	0-1	0-0	6	2	1	2	0	2	4
NOTRE DAME	22	1-1	0-0	1-2	2	3	1	2	0	0	3
at Clemson											
PITTSBURGH											
at Stanford											
at California											
DUKE											
BOSTON COLLEGE											
at Miami											
NORTH CAROLINA											
at Pittsburgh											
NC STATE											
at Virginia Tech											
at SMU											
VIRGINIA											
*started											

MAJSTOROVIC'S CAREER STATISTICS

	TOTAL					3-PTS			REBOUNDS														
Year	G	GS	FG	FGA	Pct	3FG	3FGA	Pct	FT	FTA	Pct	O	D	Tot	Avg	PF	FO	A	TO	Blk	Stl	Pts	Avg
2024-25	16	0	16	37	.432	2	6	.333	8	14	.571	25	31	56	3.5	39	2	9	9	4	7	42	2.6
Total	16	0	16	37	.432	2	6	.333	8	14	.571	25	31	56	3.5	39	2	9	9	4	7	42	2.6



NAHEEM McLEOD

Center • 7-4 • 265 • Senior
Philadelphia, Pa. • Plymouth Whitemarsh
Chipola College (Pa.) • Florida State

10

- McLeod has played off the bench in six games this season.
- The senior had two points, one rebound and a block versus the Longhorns.
- He converted a dunk in his appearance against Louisville.

McLEOD 2024-25 SEASON HIGHS

Points: 2, vs. Texas, Louisville
FG Made: 1, vs. Texas, Louisville
FG Attempted: 1, vs. Texas, Louisville
3-Point FGM: 0
3-Point FGA: 0
FT Made: 0
FT Attempted: 2, Louisville
Rebounds: 2, Louisville
Off. Rebounds: 1, vs. Texas, Georgetown
Def. Rebounds: 0
Assists: 1, Georgetown
Steals: 0
Blocks: 1, Texas
Minutes: 5, at Tennessee

McLEOD CAREER HIGHS (*from Florida State)

Points: 16, Syracuse, 2022-23*
FG Made: 7, Syracuse, 2022-23; Va. Tech, 2021-22*
FG Attempted: 9, Syracuse, 2022-23*
3-Point FGM/FGA: 0
FT Made: 5, at Wake Forest, 2021-22*
FT Attempted: 6, at Wake Forest, 2021-22*
Rebounds: 9, vs. Chaminade, Canisius, 2023-24; Mercer*, 2021-22
Off. Rebounds: 6, Canisius, 2023-24; Duke*, 2021-22
Def. Rebounds: 8, Mercer, 2021-22*
Assists: 2, Mercer, 2021-22*
Steals: 1, LSU, Canisius, 2023-24; at Wake Forest*, 2022-23; vs. LMU (CA)*, 2021-22
Blocks: 6, Louisville, 2022-23*
Minutes: 31, Mercer, 2022-23*

McLEOD MISCELLANEOUS

	JR	SR	TOTAL
Double-Doubles	---	---	---
10+ Points	1	---	1
20+ Points	---	---	---
5+ Rebounds	5	---	5
10+ Rebounds	---	---	---
5+ Assists	---	---	---
3+ 3-PT Field Goals	---	---	---
3+ Steals	---	---	---
3+ Blocks	6	---	6
Led Team in Points	---	---	---
Led Team in Rebounds	1	---	---
Led Team in Assists	---	---	---

2024-25 McLEOD GAME-BY-GAME

Opponent	MP	FG	3PT	FT	REB	PF	A	T	B	S	TP
LE MOYNE	DNP										
COLGATE	DNP										
YOUNGSTOWN STATE	DNP										
vs. Texas	4	1-1	0-0	0-1	1	2	0	0	1	0	2
vs. Texas Tech	DNP										
CORNELL	DNP										
at Tennessee	5	0-0	0-0	0-0	0	1	0	0	0	0	0
at Notre Dame	DNP										
UALBANY	DNP										
GEORGETOWN	2	0-0	0-0	0-0	1	0	1	0	0	0	0
vs. Maryland	DNP										
BUCKNELL	2	0-0	0-0	0-0	0	0	0	0	0	0	0
WAKE FOREST	DNP										
at Florida State	1	0-0	0-0	0-0	0	0	0	0	0	0	0
GEORGIA TECH	DNP										
at Boston College	DNP										
LOUISVILLE	1	1-1	0-0	0-2	0	0	0	0	0	0	2
NOTRE DAME	DNP										
at Clemson											
PITTSBURGH											
at Stanford											
at California											
DUKE											
BOSTON COLLEGE											
at Miami											
NORTH CAROLINA											
at Pittsburgh											
NC STATE											
at Virginia Tech											
at SMU											
VIRGINIA											
*started											

McLEOD'S CAREER STATISTICS

Year	G	GS	TOTAL			3-PTS			REBOUNDS												
			FG	FGA	Pct	3FG	3FGA	Pct	FT	FTA	Pct	O	D	Tot	Avg	PF	FO	A	TO	Blk	Stl
2021-22*	21	5	17	40	.425	0	0	.000	5	6	.833	22	36	58	2.8	35	0	1	11	21	4
2022-23*	27	0	12	26	.462	0	0	.000	3	5	.600	19	28	47	1.7	38	0	4	6	26	7
2023-24	14	14	19	32	.594	0	0	.000	16	23	.696	30	30	60	4.3	11	0	1	6	27	3
2024-25	6	0	2	2	1.000	0	0	.000	0	3	.000	2	0	2	0.3	3	0	1	0	1	0
Total	68	19	50	100	.500	0	0	.000	24	38	.632	73	94	167	2.5	87	0	7	23	75	14

*from Florida State



ELIJAH MOORE

Guard • 6-4 • 170 • Freshman

Bronx, N.Y. • Cardinal Hayes

Our Saviour Lutheran

8

- He has started eight games, including four of the team's six in the ACC.
- Moore led the Orange with 16 points versus Maryland.
- The freshman set a career high with 24 points off the bench at Tennessee.
- He has scored in double figures four times on the campaign.
- His 15 made 3-pointers are tied for the second most on the team.

MOORE 2024-25 SEASON HIGHS

Points: 24, at Tennessee
FG Made: 8, at Tennessee
FG Attempted: 14, Georgetown
3-Point FGM: 5, Cornell
3-Point FGA: 9, Georgetown
FT Made: 5, at Tennessee
FT Attempted: 6, at Tennessee
Rebounds: 7, Cornell
Off. Rebounds: 1, Cornell, Bucknell
Def. Rebounds: 6, Cornell
Assists: 3, Colgate, UAlbany
Steals: 2, vs. Maryland, Bucknell
Blocks: 0
Minutes: 36, Georgetown

MOORE CAREER HIGHS

Points: 24, at Tennessee
FG Made: 8, at Tennessee
FG Attempted: 14, Georgetown
3-Point FGM: 5, Cornell
3-Point FGA: 9, Georgetown
FT Made: 5, at Tennessee
FT Attempted: 6, at Tennessee
Rebounds: 7, Cornell
Off. Rebounds: 1, Cornell, Bucknell
Def. Rebounds: 6, Cornell
Assists: 3, Colgate, UAlbany
Steals: 2, vs. Maryland, Bucknell
Blocks: 0
Minutes: 36, Georgetown

MOORE MISCELLANEOUS


	FR	TOTAL
Double-Doubles	---	---
10+ Points	4	4
20+ Points	1	1
5+ Rebounds	1	1
10+ Rebounds	---	---
5+ Assists	---	---
3+ 3-PT Field Goals	2	2
3+ Steals	---	---
3+ Blocks	---	---
Led Team in Points	2	2
Led Team in Rebounds	---	---
Led Team in Assists	---	---

2024-25 MOORE GAME-BY-GAME

Opponent	MP	FG	3PT	FT	REB	PF	A	T	B	S	TP
LE MOYNE	2	0-1	0-1	0-0	1	0	0	0	0	0	0
COLGATE	19	4-10	0-3	0-0	0	0	3	0	0	1	8
YOUNGSTOWN STATE	15	1-3	1-2	2-2	2	2	0	0	0	0	5
vs. Texas	10	0-2	0-1	0-0	0	0	0	1	0	0	0
vs. Texas Tech	18	3-5	1-3	1-2	1	1	0	3	0	0	8
CORNELL	24	7-12	5-7	0-0	7	0	2	0	0	0	19
at Tennessee	30	8-12	3-6	5-6	3	0	2	1	0	1	24
at Notre Dame	24	2-6	0-2	0-0	0	0	1	0	0	0	4
UALBANY	28	3-7	0-2	0-0	3	0	3	2	0	0	6
GEORGETOWN*	36	4-14	2-9	0-1	4	2	1	1	0	0	10
vs. Maryland	22	7-11	2-3	0-0	0	1	1	2	0	2	16
BUCKNELL*	16	0-5	0-3	0-0	1	0	1	4	0	2	0
WAKE FOREST*	6	0-1	0-1	0-0	1	0	0	0	0	0	0
at Florida State	3	0-1	0-1	0-0	0	0	0	1	0	0	0
GEORGIA TECH*	17	0-3	0-3	0-0	2	0	0	0	0	0	0
at Boston College*	13	0-2	0-1	0-0	1	0	0	1	0	0	0
LOUISVILLE*	6	0-2	0-2	0-0	2	1	0	1	0	0	0
NOTRE DAME*	17	3-8	1-6	1-1	2	0	1	1	0	1	8
at Clemson											
PITTSBURGH											
at Stanford											
at California											
DUKE											
BOSTON COLLEGE											
at Miami											
NORTH CAROLINA											
at Pittsburgh											
NC STATE											
at Virginia Tech											
at SMU											
VIRGINIA											
*started											

MOORE'S CAREER STATISTICS

Year	G	GS	TOTAL			3-PTS			FT	FTA	Pct	REBOUNDS				PF	FO	A	TO	Blk	Stl	Pts	Avg
			FG	FGA	Pct	3FG	3FGA	Pct				O	D	Tot	Avg								
2024-25	18	8	42	105	.400	15	56	.268	9	12	.750	3	27	30	1.7	7	0	15	18	0	7	108	6.0
Total	18	8	42	105	.400	15	56	.268	9	12	.750	3	27	30	1.7	7	0	15	18	0	7	108	6.0



JJ STARLING

Guard • 6-4 • 200 • Junior
Baldwinsville, N.Y. • Baker
La Lumiere School, Ind. • Notre Dame

2

- Syracuse is 7-4 with Starling in the lineup this season.
- Starling returned at Florida State after missing seven games due to injury.
- He scored a team-best 21 points in the win over Notre Dame.
- The junior scored a career-high 38 points against Youngstown State.
- He's averaged 16.8 ppg. since returning to the lineup.

STARLING 2024-25 SEASON HIGHS

Points: 38, Youngstown State
FG Made: 14, Youngstown State
FG Attempted: 23, Youngstown State
3-Point FGM: 3, Notre Dame
3-Point FGA: 8, Texas, Notre Dame
FT Made: 8, Youngstown State
FT Attempted: 12, Youngstown State
Rebounds: 7, Youngstown State
Off. Rebounds: 2, at Boston College
Def. Rebounds: 6, Youngstown State
Assists: 4, Texas, Louisville
Steals: 2, Notre Dame
Blocks: 2, Georgia Tech
Minutes: 49, Youngstown State

STARLING CAREER HIGHS (*from Notre Dame)

Points: 38, Youngstown State, 2024-25
FG Made: 14, Youngstown State, 2024-25
FG Attempted: 23, Youngstown State, 2024-25
3-Point FGM: 6, Miami, 2023-24
3-Point FGA: 10, at Boston College, Miami, 2023-24
FT Made: 8, Youngstown State, 2024-25
FT Attempted: 12, Youngstown State, 2024-25
Rebounds: 8, Jacksonville, 2022-23*
Off. Rebounds: 3, Louisville, Jacksonville, 2022-23*
Def. Rebounds: 7, at NC State, 2022-23*
Assists: 7, Canisius, 2023-24
Steals: 4, vs. Gonzaga, 2023-24
Blocks: 2, Georgia Tech, 2024-25, Marquette, Michigan St., 2022-23*
Minutes: 49, Youngstown State, 2024-25

STARLING MISCELLANEOUS

	SO	JR	TOTAL
Double-Doubles	---	---	---
10+ Points	18	10	28
20+ Points	6	5	11
5+ Rebounds	4	5	9
10+ Rebounds	---	---	---
5+ Assists	---	---	---
3+ 3-PT Field Goals	15	1	16
3+ Steals	---	---	---
3+ Blocks	2	---	2
Led Team in Points	7	6	13
Led Team in Rebounds	---	---	---
Led Team in Assists	---	4	4

2024-25 STARLING GAME-BY-GAME

Opponent	MP	FG	3PT	FT	REB	PF	A	T	B	S	TP
LE MOYNE*	38	6-13	1-5	1-2	5	1	3	3	1	1	14
COLGATE*	23	5-9	2-4	0-0	4	5	3	3	0	0	12
YOUNGSTOWN STATE*	49	14-23	2-7	8-12	7	3	3	3	1	0	38
vs. Texas*	40	7-17	2-8	0-0	5	2	4	1	0	0	16
vs. Texas Tech*	37	9-15	2-5	7-10	2	3	2	2	0	1	27
CORNELL*	33	3-17	0-2	6-8	4	2	3	1	0	1	12
at Tennessee	DNP										
at Notre Dame	DNP										
UALBANY	DNP										
GEORGETOWN	DNP										
vs. Maryland	DNP										
BUCKNELL	DNP										
WAKE FOREST	DNP										
at Florida State*	32	5-16	2-7	0-1	1	2	3	3	0	0	12
GEORGIA TECH*	37	9-16	1-3	2-3	5	0	1	4	2	1	21
at Boston College*	36	12-22	0-4	2-2	5	1	3	0	0	1	26
LOUISVILLE*	32	1-7	0-3	2-2	1	0	4	6	0	1	4
NOTRE DAME*	34	7-20	3-8	4-6	4	1	1	2	0	2	21
at Clemson											
PITTSBURGH											
at Stanford											
at California											
DUKE											
BOSTON COLLEGE											
at Miami											
NORTH CAROLINA											
at Pittsburgh											
NC STATE											
at Virginia Tech											
at SMU											
VIRGINIA											

*started



All-Tournament Team

STARLING'S CAREER STATISTICS

	TOTAL					3-PTS			REBOUNDS														
Year	G	GS	FG	FGA	Pct	3FG	3FGA	Pct	FT	FTA	Pct	O	D	Tot	Avg	PF	FO	A	TO	Blk	Stl	Pts	Avg
2022-23*	28	24	125	297	.421	26	87	.299	37	58	.638	15	64	79	2.8	54	0	32	41	7	20	313	11.2
2023-24	32	32	171	373	.458	44	136	.324	40	56	.714	20	83	103	3.2	42	0	60	55	6	27	426	13.3
2024-25	11	11	78	175	.446	15	56	.268	32	46	.696	6	37	43	3.9	20	1	30	28	4	8	203	18.5
Total	71	67	374	845	.443	85	279	.305	109	160	.681	41	184	225	3.2	116	1	122	124	17	55	944	13.3

*from Notre Dame



LUCAS TAYLOR

Guard • 6-5 • 200 • Senior
Raleigh, N.C. • Heritage
Wake Forest • Georgia State

3

- He has reached double figure scoring in four of the last six contests.
- Taylor notched a season-high 16 points against Wake Forest.
- He has shot 14-of-32 (.438) from beyond the arc in the last eight games.
- Taylor scored 15 points in his fifth start this season at Boston College.
- He has played double-digit minutes in all 18 games this season.

TAYLOR 2024-25 SEASON HIGHS

Points: 16, Wake Forest
FG Made: 6, Wake Forest
FG Attempted: 11, Wake Forest
3-Point FGM: 3, Bucknell, Wake Forest
3-Point FGA: 7, Wake Forest
FT Made: 5, at Boston College
FT Attempted: 6, at Boston College
Rebounds: 5, Georgia Tech
Off. Rebounds: 1, four times
Def. Rebounds: 5, Wake Forest, Georgia Tech
Assists: 2, at Notre Dame, Georgetown, at Florida State
Steals: 2, vs. Maryland, Bucknell
Blocks: 1, five times
Minutes: 36, Wake Forest

TAYLOR CAREER HIGHS (*from GSU | ^from WF)

Points: 28, Georgia Southern, 2023-24^
FG Made: 11, Georgia Southern, Toccoa Falls, 2023-24^
FG Attempted: 22 at Georgia Southern, 2023-24^
3-Point FGM: 5, Georgia Southern, 2023-24^
3-Point FGA: 10 at Kennesaw State, 2023-24^
FT Made: 5, four times
FT Attempted: 6, at Boston College, 2024-25, Coastal Carolina, at Coastal Carolina, 2023-24^
Rebounds: 8, Appalaichin State, 2023-24^
Off. Rebounds: 2, Appalaichin State, 2023-24^
Def. Rebounds: 7, Miami (OH), 2023-24^
Assists: 3, 12 times, 2023-24^; at Syracuse, South Carolina State, 2022-23*
Steals: 2, Bucknell, vs. Maryland, 2024-25, six times, 2023-24^; at Syracuse, 2022-23*; North Carolina A&T, 2021-22*
Blocks: 2, Troy, 2023-24^; South Carolina State, 2022-23*
Minutes: 39 at Georgia Southern, 2023-24^

TAYLOR MISCELLANEOUS

	SR	TOTAL
Double-Doubles	---	---
10+ Points	4	4
20+ Points	---	---
5+ Rebounds	2	2
10+ Rebounds	---	---
5+ Assists	---	---
3+ 3-PT Field Goals	2	2
3+ Steals	---	---
3+ Blocks	---	---
Led Team in Points	1	1
Led Team in Rebounds	---	---
Led Team in Assists	---	---

2024-25 TAYLOR GAME-BY-GAME

Opponent	MP	FG	3PT	FT	REB	PF	A	T	B	S	TP
LE MOYNE	12	1-5	0-3	0-0	3	1	1	0	1	1	2
COLGATE	11	1-3	1-2	0-1	3	0	0	0	1	0	3
YOUNGSTOWN STATE	19	1-1	0-0	4-4	0	5	0	0	0	0	6
vs. Texas	19	0-1	0-1	0-0	1	3	0	1	0	1	0
vs. Texas Tech	10	0-2	0-1	0-0	1	2	0	0	0	0	0
CORNELL	21	3-5	0-2	3-4	2	2	1	0	1	1	9
at Tennessee*	14	0-1	0-0	0-0	0	2	1	1	0	0	0
at Notre Dame*	29	1-3	0-1	0-0	1	3	2	1	0	1	2
UALBANY	13	2-6	0-3	1-1	0	1	0	0	0	0	5
GEORGETOWN	17	1-2	0-0	0-0	4	4	2	1	1	1	2
vs. Maryland	23	2-4	2-3	0-0	3	1	1	1	0	2	6
BUCKNELL	24	3-6	3-5	0-0	1	2	1	0	0	2	9
WAKE FOREST	36	6-11	3-7	1-1	5	4	0	2	0	0	16
at Florida State*	29	4-8	2-4	0-0	0	4	2	2	0	1	10
GEORGIA TECH*	30	4-7	2-5	0-0	5	2	0	3	0	0	10
at Boston College*	37	4-6	2-4	5-6	3	4	1	0	0	0	15
LOUISVILLE*	19	0-6	0-2	0-0	1	1	0	0	0	0	0
NOTRE DAME*	18	1-3	0-2	1-1	1	1	1	1	1	1	3
at Clemson											
PITTSBURGH											
at Stanford											
at California											
DUKE											
BOSTON COLLEGE											
at Miami											
NORTH CAROLINA											
at Pittsburgh											
NC STATE											
at Virginia Tech											
at SMU											
VIRGINIA											
*started											

TAYLOR'S CAREER STATISTICS

Year	TOTAL					3-PTS			REBOUNDS														
	G	GS	FG	FGA	Pct	3FG	3FGA	Pct	FT	FTA	Pct	O	D	Tot	Avg	PF	FO	A	TO	Blk	Stl	Pts	Avg
2021-22*	15	0	0	9	.000	0	5	.000	1	2	.500	0	1	1	0.1	3	0	3	5	0	3	1	0.1
2022-23*	12	4	9	32	.281	8	20	.400	0	0	.000	1	11	12	1.0	13	0	13	8	2	4	26	2.2
2023-24^	31	30	169	415	.407	64	181	.354	48	61	.787	9	84	93	3.0	92	4	56	53	8	20	450	14.5
2024-25	18	7	34	80	.425	15	45	.333	15	18	.833	4	30	34	1.9	42	1	13	13	5	11	98	5.4
Total	76	41	212	537	.395	86	251	.345	64	81	.790	14	126	140	1.8	151	5	85	78	15	38	575	7.6

*from Wake Forest | ^from Georgia State



CHANCE WESTRY

Guard • 6-6 • 190 • Junior

Harrisburg, Pa. • AZ Compass Press School, Ariz.

Sierra Canyon School, Cal. • Trinity, Pa. • Auburn

11

- Westry has been unavailable for medical reasons.
- The junior appeared in three consecutive games off the bench, against Tennessee, Notre Dame and UAlbany.
- He missed all of 2023-24 following a preseason injury.

WESTRY 2024-25 SEASON HIGHS

Points: 0
 FG Made: 0
 FG Attempted: 1, at Tennessee
 3-Point FGM: 0
 3-Point FGA: 1, at Tennessee
 FT Made: 0
 FT Attempted: 0
 Rebounds: 0
 Off. Rebounds: 0
 Def. Rebounds: 0
 Assists: 1, at Tennessee
 Steals: 0
 Blocks: 0
 Minutes: 4, at Notre Dame

WESTRY CAREER HIGHS (*from Auburn)

Points: 8, Colgate, 2022-23
 FG Made: 4, Colgate, 2022-23
 FG Attempted: 10, Colgate, 2022-23
 3-Point FGM: 0
 3-Point FGA: 3 vs. Memphis, vs. Colgate, 2022-23
 FT Made: 1 vs. Bradley, Texas Southern, Winthrop, 2022-23
 FT Attempted: 2 vs. Northwestern, 2022-23
 Rebounds: 2 Colgate, Winthrop, 2022-23
 Off. Rebounds: 1 at Miami, Bryant, Northeastern, Lehigh, 2022-23
 Def. Rebounds: 5 at Notre Dame, at Illinois, 2022-23
 Assists: 3 vs. Memphis, Texas Southern, 2022-23
 Steals: 3, Texas Southern, 2022-23
 Blocks: 1, Colgate, Texas Southern, 2022-23
 Minutes: 17, Colgate, vs. Bradley, 2022-23

WESTRY MISCELLANEOUS

	JR	TOTAL
Double-Doubles	---	---
10+ Points	---	---
20+ Points	---	---
5+ Rebounds	---	---
10+ Rebounds	---	---
5+ Assists	---	---
3+ 3-PT Field Goals	---	---
3+ Steals	---	---
3+ Blocks	---	---
Led Team in Points	---	---
Led Team in Rebounds	---	---
Led Team in Assists	---	---

2024-25 WESTRY GAME-BY-GAME

Opponent	MP	FG	3PT	FT	REB	PF	A	T	B	S	TP
LE MOYNE	DNP										
COLGATE	DNP										
YOUNGSTOWN STATE	DNP										
vs. Texas	DNP										
vs. Texas Tech	DNP										
CORNELL	DNP										
at Tennessee	3	0-1	0-1	0-0	0	0	1	0	0	0	0
at Notre Dame	4	0-0	0-0	0-0	0	1	0	0	0	0	0
UALBANY	3	0-0	0-0	0-0	0	0	0	1	0	0	0
GEORGETOWN	DNP										
vs. Maryland	DNP										
BUCKNELL	DNP										
WAKE FOREST	DNP										
at Florida State	DNP										
GEORGIA TECH	DNP										
at Boston College	DNP										
LOUISVILLE	DNP										
NOTRE DAME	DNP										
at Clemson											
PITTSBURGH											
at Stanford											
at California											
DUKE											
BOSTON COLLEGE											
at Miami											
NORTH CAROLINA											
at Pittsburgh											
NC STATE											
at Virginia Tech											
at SMU											
VIRGINIA											
*started											

WESTRY'S CAREER STATISTICS

	TOTAL					3-PTS			REBOUNDS														
Year	G	GS	FG	FGA	Pct	3FG	3FGA	Pct	FT	FTA	Pct	O	D	Tot	Avg	PF	FO	A	TO	Blk	Stl	Pts	Avg
2022-23*	11	0	12	38	.316	0	14	.000	3	7	.429	4	4	8	0.7	17	0	11	9	2	8	27	2.5
2024-25	3	0	0	1	.000	0	1	.000	0	0	.000	0	0	0	0.0	1	0	1	0	0	0	0	0.0
Total	14	0	12	39	.308	0	15	.000	3	7	.429	4	4	8	0.7	18	0	12	9	2	8	27	2.3

*from Auburn

@CUSE_MBB

THE ORANGE STANDARD

2024-25 RECORD BREAKDOWN

Record	Overall	ACC	ACCT	NCAA	Turnovers	Overall	ACC	ACCT	NCAA
SU overall	9-9	3-4			SU 10-or-less turnovers	4-1	2-0		
SU at home	8-3	2-2			SU 11-20 turnovers	4-7	1-4		
SU on the road	1-3	1-2			SU 21-or-more turnovers	1-1			
SU at neutral sites	0-3				Opp. 10-or-less turnovers	4-4	1-1		
SU in overtime	1-0				Opp. 11-20 turnovers	5-5	2-3		
After a loss	5-4	2-2			Opp 21-or-more turnovers				
SU scores first	4-2	2-1			SU Players' Scoring	Overall	ACC	ACCT	NCAA
Opponent scores first	5-7	1-3			Six in double digits				
Halftime	Overall	ACC	ACCT	NCAA	Five in double digits	3-1	1-1		
SU led at the half	5-0	1-0			Four in double digits	1-2	1-0		
SU trailed at the half	3-7	1-4			Three in double digits	5-4	1-2		
Tied at the half	1-2	1-0			Two in double digits	0-2	0-1		
Rebounding	Overall	ACC	ACCT	NCAA	One in double digits				
SU outrebounded Opp.	7-2	1-1			None in double digits				
SU was outrebounded	1-7	1-3			Two with 20-or-more points	1-2	0-1		
Rebounds were equal	1-0	1-0			One with 20-or-more points	5-1	3-0		
SU 36-or-more rebounds	8-2	2-1			One with 30-or-more points	1-0			
SU 35-or-less rebounds	1-7	1-3			By Month	Overall	ACC	ACCT	NCAA
SU 21-or-more def rebounds	9-9	3-4			November	4-2			
SU 20-or-less def. rebounds					December	2-5	0-2		
SU 11-or-more off. rebounds	7-1	2-1			January	3-2	3-2		
SU 10-or-less off. rebounds	2-8	1-3			February				
Field Goal Percentage	Overall	ACC	ACCT	NCAA	March				
SU shot 60-70% FG	1-0				By Day	Overall	ACC	ACCT	NCAA
SU shot 50-60% FG	1-0				Monday	1-0			
SU shot 40-50% FG	7-8	3-3			Tuesday	3-2	1-1		
SU shot 30-40% FG	0-1	0-1			Wednesday	1-0			
Opp. shot 60-70% FG					Thursday	0-1			
Opp. shot 50-60% FG	1-2	0-2			Friday	0-1			
Opp. shot 40-50% FG	7-6	2-2			Saturday	4-5	2-3		
Opp. shot 30-40% FG	1-1	1-0			Sunday				
SU outshot Opp. FG%	7-1	2-1			By Live Television	3Overall	ACC	ACCT	NCAA
Opp. outshot SU FG%	2-8	1-3			ESPN	0-3			
3-Point FG	Overall	ACC	ACCT	NCAA	ESPN2	1-2	0-2		
SU 10-or-more 3-pointers	0-1	0-1			ESPNU	0-1			
SU 9-or-less 3-pointers	9-8	3-3			ACC Network	3-3	3-2		
SU made more 3-pointers	2-2	2-1			ACC Network Extra	4-0			
Opp. made more 3-pointers	6-7	0-3			CW	1-0			
3-pointers made were equal	1-0	1-0			By Conference				Overall
Free Throw Percentage	Overall	ACC	ACCT	NCAA	Atlantic Coast (Notre Dame, Louisville, at Boston College, Georgia Tech, at Florida State, Wake Forest, at Notre Dame)				3-4
SU outshot Opp. FT%	4-4	2-1			America East (vs. UAlbany)				1-0
Opp. outshot SU FT%	5-5	1-3			BIG EAST (Georgetown)				0-1
FT% was equal					Big Ten (vs. Maryland)				0-1
SU shot more FT	7-4	3-1			Big 12 (vs. Texas Tech)				0-1
Opp. shot more FT	2-5	0-3			Horizon (Youngstown)				1-0
Free throws shot were equal					Ivy League (Cornell)				1-0
Scoring	Overall	ACC	ACCT	NCAA	Northeast (Le Moyne)				1-0
SU scored 100-109	2-0				Patriot (Colgate, Bucknell)				2-0
SU scored 90-99 pts.					Southeastern (vs. Texas, at Tennessee)				0-2
SU scored 80-89 pts.	2-0				Games Decided By . . .	Overall	ACC	ACCT	NCAA
SU scored 70-79 pts.	4-5	2-2			1-5 points	2-4	0-1		
SU scored 60-69 pts.	1-4	1-2			6-10 points	5-1	3-1		
SU scored 50-59 pts.					11-15 points	1-0			
Opp scored 100-109 pts.					16 or more points	1-4	0-2		
Opp. scored 90-99 pts.	1-2	0-1			By Starting Lineup	Overall	ACC	ACCT	NCAA
Opp. scored 80-89 pts.	2-3	0-2			Moore, Starling, Lampkin, Davis, Taylor	3-1	3-1		
Opp. scored 70-79 pts.	2-3	1-0			Carlos, Starling, Lampkin, Taylor, Freeman	0-1	0-1		
Opp. scored 60-69 pts.	2-1	1-1			Carlos, Moore, Lampkin, Bell, Freeman	1-2	0-1		
Opp. scored 50-59 pts.	1-0	1-0			Carlos, Bell, Lampkin, Davis, Freeman	0-1			
Opp. scored 40-49 pts.					Carlos, Moore, Lampkin, Bell, Davis	1-0			
By Uniform	Overall	ACC	ACCT	NCAA	Carlos, Taylor, Lampkin, Bell, Freeman	0-2	0-1		
White	8-3	2-2			Carlos, Starling, Davis, Bell, Freeman	1-0			
Orange	1-6	1-2			Carlos, Starling, Lampkin, Bell, Freeman	3-2			

TEAM HIGHS AND LOWS

Syracuse Highs

Points	102	UAlbany
Points (two overtimes)	104	Youngstown
Points – First Half	47	UAlbany
Points – Second Half	55	UAlbany
Points – First Overtime	13	Youngstown
Points – Second Overtime	18	Youngstown
Field Goals Made	40	UAlbany
Field Goal Attempts	73	Cornell
Field Goal Attempts (two overtimes)	73	Youngstown
Field Goal %	.635 (40-63)	UAlbany
3-Point FG Made	10	at Florida State
3-Point FG Attempts	24	Notre Dame
3-Point FG %	.500 (8-16)	vs. Maryland
Free Throws Made	24	Wake Forest
	24	vs. Texas Tech
Free Throws Made (two overtimes)	25	Youngstown
Free Throws Attempted	34	Notre Dame
Free Throws Attempted (two overtimes)	38	Youngstown
Free Throw %	1.000 (2-2)	vs. Maryland
Offensive Rebounds	20	Le Moyne
Defensive Rebounds	35	Georgia Tech
	35	Cornell
Defensive Rebounds (two overtimes)	37	Youngstown
Rebounds	48	Cornell
Rebounds (two overtimes)	50	Youngstown
Assists	23	UAlbany
Steals	13	Bucknell
Blocked Shots	6	Georgia Tech
Turnovers	21	Bucknell
	21	vs. Maryland
Fouls	23	at Florida State
	23	Wake Forest

Opponent Highs

Points	96	at Tennessee
Points – First Half	45	at Tennessee
Points – Second Half	54	at Florida State
Points – First Overtime	13	Youngstown
Points -- Second Overtime	9	Youngstown
Field Goals Made	35	vs. Maryland
	35	at Tennessee
Field Goal Attempts	73	vs. Maryland
Field Goal %	.538 (35-65)	at Tennessee
3-Point FG Made	12	Louisville
	12	vs. Maryland
	12	Cornell
3-Point FG Attempts	40	Cornell
3-Point FG %	.474 (9-29)	Wake Forest
Free Throws Made	23	at Florida State
Free Throws Made (two overtimes)	23	Youngstown
Free Throws Attempted	31	at Florida State
Free Throw %	1.000 (11-11)	Louisville
Offensive Rebounds	14	vs. Maryland
Defensive Rebounds	32	Notre Dame
Rebounds	41	vs. Maryland
Assists	26	vs. Maryland
Steals	15	vs. Maryland
Blocked Shots	6	at Florida State
Turnovers	16	Le Moyne
Fouls	25	Le Moyne
Fouls (two overtimes)	30	Youngstown

Syracuse Lows

Points	60	vs. Maryland
Points – First Half	17	vs. Maryland
Points – Second Half	32	Bucknell
Points – First Overtime	13	Youngstown
Points – Second Overtime	18	Youngstown
Field Goals Made	21	Wake Forest
Field Goal Attempts	51	at Notre Dame
Field Goal %	.375 (21-56)	Cornell
3-Point FG Made	0	at Notre Dame
3-Point FG Attempts	9	at Notre Dame
3-Point FG %	.000 (0-9)	at Notre Dame
Free Throws Made	2	vs. Maryland
Free Throws Attempted	2	vs. Maryland
Free Throw %	.500 (4-8)	Colgate
Offensive Rebounds	5	at Tennessee
Defensive Rebounds	21	at Tennessee
Rebounds	26	at Tennessee
Assists	8	Wake Forest
	8	vs. Texas Tech
Steals	1	UAlbany
Blocked Shots	1	at Florida State
	1	vs. Maryland
	1	Cornell
Turnovers	5	at Boston College
Fouls	8	vs. Maryland

Opponent Lows

Points	55	Georgia Tech
Points – First Half	24	Georgia Tech
Points – Second Half	27	Notre Dame
Points – First Overtime	13	Youngstown
Points -- Second Overtime	9	Youngstown
Field Goals Made	21	Bucknell
Field Goal Attempts	49	at Notre Dame
Field Goal %	.364 (24-66)	Georgia Tech
3-Point FG Made	4	Georgia Tech
	4	vs. Texas
3-Point FG Attempts	14	Notre Dame
3-Point FG %	.190 (4-21)	Georgia Tech
Free Throws Made	3	Georgia Tech
Free Throws Attempted	6	vs. Maryland
Free Throw %	.273 (3-11)	Georgia Tech
Offensive Rebounds	4	Cornell
Defensive Rebounds	15	UAlbany
Rebounds	27	Bucknell
	27	UAlbany
Assists	3	Notre Dame
Steals	3	at Boston College
	3	Cornell
Blocked Shots	0	UAlbany
Turnovers	3	Texas Tech
Fouls	10	vs. Maryland

SYRACUSE INDIVIDUAL HIGHS

Games Played:

18 Bell, Carlos, Davis, Lampkin, Moore, Taylor

Games Started:

17 Lampkin

Points in a Half:

21 Starling (2nd), Youngstown

Game Points:

27 Starling vs. Texas Tech

Game Points (two overtimes):

38 Starling, Youngstown

Minutes Played:

40 Carlos vs. Maryland; Starling vs. Texas

Minutes Played two overtimes:

49 Starling, Youngstown

Game FG Attempted:

22 Starling at Boston College

Game FG Attempted (two overtimes):

23 Starling, Youngstown

Game FG Made:

12 Starling at Boston College

Game FG Made (two overtimes):

14 Starling, Youngstown

Game FG Percentage (min. 6 made)

1.000 (7-7) - Davis, UAlbany

Game FT Attempted:

11 Bell vs. Texas Tech; Cuffe, Wake Forest

Game FT Made:

11 Bell vs. Texas Tech

Game FT Percentage (min. 9 made):

1.000 (11-11) - Bell vs. Texas Tech

1.000 (10-10) - Cuffe, Notre Dame

Game 3 pt. FG Attempted:

9 Moore, Georgetown

Game 3 pt. FG Made:

5 Moore, Cornell

Game 3 pt. FG Percentage (min. 2 made)

1.000 (4-4) - Bell at Florida State; Freeman, UAlbany

Game Rebounds:

13 Freeman vs. Texas Tech

Game Rebounds (two overtimes):

13 Lampkin, Youngstown

Game Assists:

12 Carlos, UAlbany

Game Steals:

3 Eddie Lampkin, Notre Dame, Jaquan Carlos, Bucknell; Chris Bell, at Tennessee

Game Steals (two overtimes):

3 Carlos, Youngstown

Blocked Shots:

2 Bell (2) vs. Texas, Colgate; Lampkin (2), Notre Dame, Georgia Tech; Mastorovic, Georgia Tech; Starling, Georgia Tech

Turnovers:

6 Starling, Louisville

Game Fouls:

5 Majstorovic (2) at Tennessee, at Florida State; Cuffe at Florida State; Starling, Colgate; Davis at Tennessee

Game Fouls (two overtimes):

5 Carlos, Starling, Youngstown

Led SU in Scoring:

Starling (6), Freeman (3¹ shared), Lampkin (3), Davis (2¹ shared), Bell (2), Moore (1), Carlos (1¹ shared), Taylor (1¹ shared),

Double-Figure Scoring Games:

Lampkin (10), Starling (10), Bell (9), Freeman (9), Davis (8), Cuffe Jr. (5), Moore (4), Carlos (4), Taylor (3)

20-29-point Games:

Starling (4), Freeman (3), Bell (2), Davis (2), Lampkin (1), Moore (1)

30-39-point Games:

Starling (1)

Scored First:

Lampkin (6), Bell (3), Starling (4), Davis (3), Carlos (1), Freeman (1)

Led SU in Rebounding:

Lampkin (10² shared), Freeman (6² shared), Davis (4¹ shared), Bell (1¹ shared)

Double-Figure Rebounding Games:

Lampkin (9), Freeman (7), Davis (1)

Double-Doubles:

Freeman (7), Lampkin (6), Carlos (1)

Led SU in Assists:

Carlos (11³ shared), Lampkin (7³ shared), Starling (5³ shared), Freeman (2² shared), Davis (1)

Double-Figure Assist Games:

Carlos (1)

Largest Lead:

24, (66-42), UAlbany

Largest Margin of Victory:

17 (102-85), UAlbany

Largest Deficit:

38 (75-37) vs. Maryland

Largest Margin of Defeat:

27 (87-60) vs. Maryland

Deficit Overcome in a Win:

17 (38-31), Notre Dame

Largest Lead in a Loss:

6 (64-58), Georgetown; (45-39), Wake Forest

Largest Halftime Lead:

13 (47-34), UAlbany

Largest Halftime Deficit:

26 (43-17) vs. Maryland

GAME BY GAME STATISTICS

Opponent	Score	TOTAL		3-PTS		FT-FTA	Pct	REBOUNDS		PF	A	TO	Blk	Stl
		FG-FGA	Pct	3FG-FGA	Pct			Off-Def	Tot					
Syracuse	W, 86-82	31-72	.431	4-22	.182	20-31	.645	20-26	46	11	15	11	2	7
Le Moyne		28-57	.491	9-25	.360	17-23	.739	7-25	32	25	12	16	1	6
Syracuse	W, 74-72	31-70	.443	8-23	.348	4-8	.500	11-34	45	9	19	7	5	2
Colgate		28-64	.438	10-27	.370	6-11	.545	5-31	36	15	13	6	3	6
Syracuse	W, 104-95 2 OT	37-73	.507	5-22	.227	25-38	.658	13-37	50	21	19	11	4	3
Youngstown		32-72	.444	8-31	.258	23-30	.767	6-29	35	30	9	10	3	8
Syracuse	L, 66-70	26-57	.456	5-21	.238	9-18	.500	8-22	30	16	15	11	4	4
vs. Texas		27-58	.466	4-15	.267	12-14	.857	8-27	35	20	14	11	4	9
Syracuse	L, 74-79	22-53	.415	6-21	.286	24-28	.857	10-29	39	20	8	12	2	3
vs. Texas Tech		27-63	.429	8-24	.333	17-21	.810	9-21	30	19	17	3	4	6
Syracuse	W, 82-72	30-73	.411	5-13	.385	17-20	.850	13-35	48	11	13	6	1	4
vs. Cornell		25-62	.403	12-40	.300	10-12	.833	4-31	35	19	15	12	3	3
Syracuse	L, 70-96	26-53	.491	6-19	.316	12-21	.571	5-21	26	17	10	11	2	6
at Tennessee		35-65	.538	10-29	.345	16-24	.667	13-27	40	18	16	8	3	9
Syracuse	L, 64-69	24-51	.471	0-9	.000	16-24	.667	7-24	31	21	13	13	2	5
at Notre Dame		22-49	.449	8-22	.364	17-27	.630	9-25	34	19	7	15	4	4
Syracuse	W, 102-85	40-63	.635	6-15	.400	16-18	.889	9-29	38	14	23	11	3	1
UAlbany		32-70	.457	10-28	.357	11-19	.579	12-15	27	18	18	5	0	9
Syracuse	L, 71-75	23-54	.426	4-16	.250	21-29	.724	10-24	34	15	12	10	3	5
Georgetown		31-65	.477	6-25	.240	7-11	.636	12-24	36	20	20	10	2	6
Syracuse	L, 60-87	25-58	.431	8-16	.500	2-2	1.000	6-25	31	8	17	21	1	5
vs. Maryland		35-73	.479	12-27	.444	5-6	.833	14-27	41	10	26	13	3	15
Syracuse	W, 75-63	27-57	.474	7-23	.304	14-23	.609	15-28	43	18	16	21	3	13
Bucknell		21-55	.382	10-29	.345	11-15	.733	8-19	27	20	13	17	3	12
Syracuse	L, 71-81	21-56	.375	5-22	.227	24-32	.750	15-28	43	23	8	18	3	5
Wake Forest		26-60	.433	9-19	.474	20-26	.769	9-24	33	24	13	11	5	11
Syracuse	L, 90-74	26-59	.441	10-25	.400	12-17	.706	10-24	34	23	13	15	1	6
at Florida State		30-56	.536	7-18	.389	23-31	.742	9-27	36	17	17	9	6	9
Syracuse	W, 62-55	26-63	.413	4-20	.200	6-9	.667	13-35	48	12	11	18	6	4
Georgia Tech		24-66	.364	4-21	.190	3-11	.273	12-27	39	13	8	13	5	12
Syracuse	W, 79-71	29-59	.492	5-15	.333	16-22	.727	8-28	36	15	8	5	1	1
at Boston College		27-62	.435	4-16	.250	13-20	.650	10-26	36	18	9	6	4	3
Syracuse	L, 61-85	24-60	.400	8-25	.320	5-9	.556	9-23	32	10	14	14	2	5
Louisville		31-62	.500	12-28	.429	11-11	1.000	8-29	37	11	17	10	3	6
Syracuse	W, 77-69	24-58	.414	8-24	.333	21-34	.618	11-23	34	17	14	9	4	9
Notre Dame		24-57	.421	5-14	.357	16-18	.889	11-32	43	23	3	13	1	6
SYRACUSE TOTALS		492-1,089	.452	104-351	.296	264-383	.689	193-495	688	281-6	248	223	49	88
OPPONENT TOTALS		505-1,116	.453	148-438	.338	238-330	.721	166-466	632	339-8	247	186	57	140

THE LAST TIME THAT -- INDIVIDUAL

Syracuse Individual

Scored 40 or more points:	Andrew White III, 40, Ga. Tech, 3/4/2017
Scored 40 or more points (OT):	John Gillon, 43, at NC State, 2/1/2017
Scored 30 or more points:	Chris Bell, 30, Louisville, 2/7/2024
Scored 30 or more points (OT):	Joseph Girard, 31, vs. Richmond, 11/21/2022
Scored 30 or more points (2OT):	J.J. Starling, 38, Youngstown, 11/16/2024
Led team in scoring as a reserve:	Chris Bell, 18m Florida State, 1/4/2025
Made 15 FGs:	Lawrence Moten, 15 at Villanova, 2/14/1995
Made 11 FGs:	J.J. Starling, 12, at Boston College, 1/11/2025
Made 11 FGs (2OT)	J.J. Starling, 14, Youngstown, 11/16/2024
Made 10 FGs:	Donnie Freeman, UAlbany, 12/10/2024
Made 9 3PT FGs:	Trevor Cooney, 9, Notre Dame, 1/30/2012
Made 9 3PT FGs (OT):	John Gillon, 9, at NC State, 2/1/2017
Made 8 3PT FGs:	Chris Bell, 8 at NC State, 2/20/2024
Made 7 3PT FGs:	Joe Girard III, 7 at Miami, 1/5/2022
Made 7 3PT FGs (OT):	Cole Swider, 7 at N. Carolina, 2/28/2022
7 players made a 3PT FG	at Pittsburgh, 1/16/2024: Chris Bell, Quadir Copeland, Kyle Cuffe, Judah Mintz, Justin Taylor, JJ Starling and Benny Williams
Made 17+ FTs:	Hakim Warrick, 18 vs. Rhode Island, 11/30/2003
Made 15+ FTs:	Oshae Brissett, 16, Buffalo, 12/19/2017
Made 15+ FTs (OT):	Jonny Flynn, 16 vs. Conn. (BET), 3/12/2009
Made 10+ FTs:	Kyle Cuffe, 10, Notre Dame, 1/18/2025
Made 10+ FTs without a miss:	Kyle Cuffe, 10, Notre Dame, 1/18/2025
Made 10+ FTs (OT):	Tyus Battle, 10 at Florida State, 1/13/2018
Had 30+ rebounds:	Frank Reddout, 34 vs. Temple, 2/9/1952
Had 25+ rebounds:	Dave Bing, 25 vs Cornell, 2/8/1966
Had 20+ rebounds:	Jesse Edwards, 20, Wake Forest, 3/4/2023
Had 15+ rebounds:	Jesse Edwards, 15, Notre Dame, 1/14/2023
Had 15+ rebounds (OT)	Paschal Chukwu, 18 at Duke, 1/14/2019
Had 12+ offensive rebounds:	Tyler Roberson, at Duke, 1/18/2016
Had 10+ offensive rebounds:	Cole Swider, vs. Villanova, 12/7/2021
Had 15+ defensive rebounds:	Rick Jackson, Providence, 12/28/2010
Had 10+ defensive rebounds:	Eddie Lampkin, 10, at Boston College, 1/11/2025
Had 10+ defensive rebounds (2OT):	Donnie Freeman, 11, Youngstown, 11/16/2024
Had 15+ assists:	Michael Carter-Williams, 16, Monmouth, 12/8/2012
Had 10+ assists:	Jaquan Carlos, 10, UAlbany, 12/10/2024
Had 10+ assists (OT):	Kaleb Joseph, 12/20/2014 at Villanova
Had consecutive 10+ assist games:	John Gillon (11, Miami, 1/4/2017; 11, Pittsburgh, 1/7/2017)
Had 8+ blocks:	Paschal Chukwu, 8, Buffalo, 12/19/2017
Had 5+ blocks	Maliq Brown, 6, Louisville, 2/7/2024
Had 5+ blocks (OT):	Mounir Hima, 7, vs. St. John's, 11/22/2022
Had 10 steals:	Todd Borgan vs. Colgate, 12/30/1997
Had 8+ steals:	DeShaun Williams, 9 vs. B.C., 3/3/2002
Had 6+ steals:	Kadary Richmond, at Clemson, 2/6/2021
Had 5+ steals:	Maliq Brown, 5 at Georgia Tech, 2/17/2024
Had 5+ steals (OT):	Buddy Boeheim, Indiana 11/30/2021
Played 60+ minutes:	Jonny Flynn (67), Eric Devendorf (61) vs. Connecticut (BET), 3/12/2009
Played 50+ minutes:	Buddy Boeheim (50), vs. Indiana (2OT), 11/30/2021
Played 40+ minutes:	J.J. Starling (49) vs. Youngstown, 11/16/2024
Played all 40 minutes in regulation:	Jaquan Carlos vs. Maryland, 12/21/2024
Three players had a double-double	Marek Dolezaj (20-10 assists), Alan Griffin (17-13 reb.), Quincy Guerrier (15-13 reb.), Bryant, 11/27/2020
Three players had a double-double (pts-rebs):	Donte Greene (19-13), Arinze Onuaku (17-14), Kristof Ongenaet (10-11 at Seton Hall, 3/5/2008
Two players had a double-double:	Donnie Freeman (15 pts. - 11 rebounds) Eddie Lampkin (18 pts. - 11 rebounds), Bucknell, 12/29/2024
Two players had a double-double (OT):	Jimmy Boeheim (20 pts.-10 rebs.), Cole Swider (28 pts.-12 rebs.), Georgia Tech, 2/21/2022
Two players had a double-double (2OT):	Eddie Lampkin (20 pts.-13 rebs.), Donnie Freeman (19 pts.-12 rebs.), 11/16/2024
Had a double-double (pts-rebs):	Eddie Lampkin (13 pts. - 11 rebs.), Notre Dame, 1/18/2025

@CUSE_MBB

Had a double-double (OT)	Benny Williams (11 pts.-10 rebs.) vs. St. John's, 11/22/2022
Had a double-double (2OT) (pts-rebs):	Eddie Lampkin (20 pts. - 13 rebounds), Donnie Freeman (19 pts. - 12 rebounds), Youngstown, 11/16/2024
Had a double-double (pts-assists):	Jaquan Carlos (12 pts.-12 assists), UAlbany, 12/10/2024
Had a double-double (OT) (pts-assists):	Kaleb Joseph (10-10) at Villanova, 12/20/2014
Had a double-double (pts-blocks):	Fab Melo, (12-10) vs. Seton Hall, 12/28/2011
Had a triple-double:	Allen Griffin, (14-11-10) vs. Pitt, 2/27/2001
Three players disqualified:	Wake Forest, 2/8/2020; Marek Dolezaj, Quincy Guerrier, Bourama Sidibe
Two players had 30 points:	at Pittsburgh, 2/11/1972; Greg Kohls (34), Mike Lee (32)
Four players had 20 points:	Massachusetts, 11/28/2007: Eric Devendorf (23), Jonny Flynn (20), Donte Greene (20), Arinze Onuaku (20)
Four players had 20 points (OT):	vs. Connecticut (BET), 3/12/2009: Jonny Flynn (34), Paul Harris (29), Eric Devendorf (22), Andy Rautins (20)
Three players had 20 points:	at Miami, 1/5/2022, Joe Girard III (26), Jesse Edwards (22), Cole Swider (20)
Three players had 20 points (OT):	Indiana, 11/30/2021: Buddy Boeheim (27), Jimmy Boeheim (26), Joe Girard III (22)
Two players had 20 points:	vs. Texas Tech, 11/22/2024: J.J. Starling (27); Chris Bell (22)
Two players had 20 points (OT):	at Georgetown, 12/16/2017: Tyus Battle (29), Oshae Brissett (25)
Two players had 20 points (2OT):	at Notre Dame, 12/7/2024: J'yare Davis (20), Donnie Freeman (20)
Five players had 15 points:	at NC State, 2/2/2022: Jesse Edwards (19), Cole Swider (19), Joseph Girard III (18), Buddy Boeheim (17), Jimmy Boeheim (16)
Four players had 15 points:	Bryant, 11/27/2020: Buddy Boeheim (21), Marek Dolezaj (20), Alan Griffin (17), Quincy Guerrier (15)
Four players had 15 points (OT):	Indiana, 11/30/2021: Buddy Boeheim (27), Jimmy Boeheim (26), Joe Girard III (22)
Eight players had 10+ points	E. Michigan, 12/19/2016; Tyus Battle (18), John Gillon (14), Andrew White (14), DaJuan Coleman (12), Tyler Lydon (12), Tyler Roberson (11), Frank Howard (10), Taurean Thompson (10)
Seven players had 10+ points	Monmouth, 12/8/2012: Brandon Triche (18), M. Carter-Williams (15), Trevor Cooney (15), C.J. Fair (14), James Southerland (14), Rakeem Christmas (11), DaJuan Coleman (11)
Six players had 10+ points	S. Carolina State, 11/22/2016: Andrew White III (15), John Gillon (14), Tyler Lydon (14), Tyler Roberson (13), Taurean Thompson (12), Frank Howard (10)
Five players had 10+ points:	at Boston College, 1/11/2025: JJ Starling (26), Lucas Taylor (13), , Davis (12, Indiana, 11/30/2021: Buddy Boeheim (27), Jimmy Boeheim (26), Joe Girard III (22), Jesse Edwards (17), Cole Swider (14)
Five players had 10 points (OT):	at Illinois, 11/29/2022
Zero players had 10+ points:	Monmouth, 12/8/2012: DaJuan Coleman (14), C.J. Fair (10), Baye Moussa Keita (10)
Three players had 10+ rebounds:	Georgia Tech (OT), 2/21/2022: Frank Anselem (10), Jimmy Boeheim (10), Cole Swider (12)
Three players had 10+ rebounds (OT):	Bucknell, 12/28/2024; Donnie Freeman (11), Eddie Lampkin (11)
Two players had 10+ rebounds:	Buffalo, 12/19/2020; Quincy Guerrier (11), Marek Dolezaj (10)
Two players had 10+ reb. (OT):	Youngstown, 11/16/2024; Eddie Lampkin (13), Donnie Freeman (12)
Two players had 10+ reb. (2OT):	Oshae Brissett at Clemson, 3/9/2019; (15 pts., 7 rebs., 3 assists)
Led team in pts., rebs. and assists	Maliq Brown, Louisville, 2/7/2024; (11 pts., 9 rebs., 5 assists, 6 blocks, 5 steals)
5x5	

THE ORANGE STANDARD

THE LAST TIME THAT -- TEAM

Syracuse Team

Won in overtime:	74-71, vs. Richmond, 11/21/2022
Won in overtime at home:	74-73, Georgia Tech, 2/21/2022
Won in overtime on the road:	63-55, at Virginia, 1/11/2020
Lost in overtime:	69-76 vs. St. John's, 11/22/2022
Lost in overtime at home:	57-60, St. Bonaventure, 12/22/2017
Lost in overtime on the road:	79-88 at North Carolina, 2/28/2022
Won in two overtimes:	104-95, Youngstown, 11/16/2024
Won in two overtimes at home:	104-95, Youngstown, 11/16/2024
Won in two overtimes on the road:	93-91, at St. John's, 3/4/2001
Lost in two overtimes:	90-101, at Florida State, 1/13/2018
Lost in two overtimes at home:	N/A
Lost in two overtimes on the road:	90-101, at Florida State, 1/13/2018
Won in three overtimes:	87-85, Connecticut, 2/18/1984
Won in three overtimes at home:	87-85, Connecticut, 2/18/1984
Won in three overtimes on the road:	93-90, at Colgate, 2/16/1965
Lost in three overtimes:	N/A
Played six overtimes:	127-117, vs. Connecticut (BET), 3/12/2009
Won by 30+ points	96-57 vs. Florida State (ACCT), 3/9/2022
Lost by 30+ points	36, 103-67 at North Carolina, 1/13/2024
Won by 40+ points	97-46, Bucknell, 11/23/2019
Lost by 40+ points	59-122, vs. NYU, 12/15/1961
Won by 60+ points	127-67, American, 12/2/1964
Scored 100 points:	102, UAlbany, 12/10/2024
Scored 100 points (overtime):	104, Youngstown, 11/16/2024, 2 OT
Scored 100 points in consec. games:	104, Lafayette, 12/13/1993; 108, MD-Eastern Shore, 12/18/1993
Scored 90 points	94, Louisville, 2/7/2024
Scored 90 points (overtime):	95, at Duke OT, 1/14/2019
Scored 90 points in consec. games:	98, Albany, 11/15/11; 92, Colgate, 11/19/2011
Scored 50+ in the first half:	55 at NC State, 2/20/2024
Scored 50+ in the second half	55, UAlbany, 12/10/2024
Scored 60+ in the first half	60, Maine, 12/5/2009
Scored 60+ in the second half	63, Charlotte, 11/26/2003
Scored less than 40 points:	34, Virginia, 11/6/2019
Scored less than 20 in the first half:	17 vs. Maryland, 12/21/2024
Scored less than 20 in the second half:	19, at Virginia, 1/20/2020
Gave up 100 points:	103 at North Carolina, 1/13/2024
Gave up 100 points (overtime):	112, Indiana, 11/30/2021, 2OT
Gave up 100 points and won:	104, West Virginia, 2/11/1967
Gave up 100 points and won (OT):	117, Connecticut, 3/12/2009
Gave up 90 points:	96 at Tennessee,, 12/3/2024
Gave up 90 points (OT):	96, Buffalo, 12/19/2020
Gave up 90 points and won:	92 Southern Illinois, 3/17/1995
Gave up 90 points and won (OT):	96, Buffalo, 12/19/2020
Gave up 90 points and won (2OT)	94, Youngstown, 11/16/2024
Came back from down 15+ to win	16, Buffalo (OT), 12/19/2020
Came back from down 20+ to win	24, Colgate, 11/14/2023
Led by 15+ and lost	18, Miami, 3/5/2022
Gave up less than 50 points:	45, Niagara, 12/3/2020
Gave up less than 40 points:	34, E. Washington, 11/6/2018
Gave up less than 20 in a half:	18, vs. San Diego State (NCAA), 3/19/2021
Gave up more than 48 in a half:	54 at Florida State, 1/4/2025, 2nd
Gave up more than 55 in a half	56, Notre Dame, 2/24/2024, 2nd

Shot over 60% FG:	.635 (40-63), UAlbany, 12/10/2024
Shot under 32% FG:	.278(15-54) at Illinois, 11/29/2022
Held opponent under 30% FG:	.277 (18-65), Niagara, 12/3/2020
Made 45+ FG:	47 vs. E. Tennessee State, 12/15/2007
Made 15+ 3PT:	17*, at Miami, 1/5/2022
Made 15+ 3PT (overtime)	15, at NC State, 2/1/2017
Made 13+ 3PT:	17, at Miami, 1/5/2022
Made 13+ 3PT (overtime)	13, Indiana, 11/30/2021, 2 OT
Shot 60% 3PT (min. 10 makes)	.619 (13-21), Brown, 12/27/2021
Did not make a 3PT:	at Notre Dame, 12/7/2024
Did not allow a 3 PT:	vs. Boston College (BET), 3/11/2004
Attempted 50 FT:	51 vs. Connecticut (BET), 3/12/2009
Attempted 40 FT:	41 vs. California (NCAA), 3/23/2013
Attempted 40 FT (OT):	42, Buffalo, 12/19/2020
Attempted less than 5 FT	2 vs. Maryland, 12/21/2024
Made 40 FT:	40 vs. Connecticut (BET), 3/12/2009
Made 35 FT:	40 vs. Connecticut (BET), 3/12/2009
Made less than 5 FT:	2, vs. Maryland, 12/21/2024; North Carolina, 1/25/2023
Made 10+ FT without a miss:	12-of-12, Virginia Tech, 2/27/2024
Had 60+ rebounds:	63, Monmouth, 12/8/2012
Had 50+ rebounds:	51, Niagara, 12/3/2020
Had 50+ rebounds (2 OT)	50, Youngstown, 11/16/2024
Had 20+ rebound margin	+22, South Carolina State, 11/22/2016
Had 30+ rebound margin	+30, Kennesaw State, 11/14/2014
Committed 25 fouls:	25, Duke, 2/1/2020
Had 30+ assists:	34, Eastern Michigan, 12/19/2016
Committed less than 5 turnovers:	4 at Notre Dame, 12/3/2022
Committed less than 10 turnovers:	7, at Clemson, 3/5/2024
Committed less than 10 turnovers in overtime:	6, vs. Richmond, 11/21/2022
Committed 25+ turnovers:	26 vs. E. Tennessee State, 12/15/2007
Forced 30-or-more turnovers:	32, Albany, 11/9/2009
Had 20+ steals:	21, Albany, 11/9/2009
Had 15+ steals:	17, Boston College, 1/10/2024
Had 15+ blocked shots:	15, Oakland, 11/20/2017
Won on last-second shot	Miami, 72-69, 1/20/2024 (Quadir Copeland 3-pt)
Lost on last-second shot	Bryant, 73-72, 11/26/2022 (Sherif Gross-Bullock, lane)

*Syracuse record