



CALIFORNIA (7-6, 0-2) at CLEMSON (11-3, 3-0)
January 4, 2025 • 5:30 p.m. PT/8:30 p.m. ET • Clemson, South Carolina • Littlejohn Arena

TV
ESPN2
PxP » Wes Durham
Analyst » Dan Bonner
Producer » Rick Bagby

RADIO
Cal Bears Sports Network
Station » 810 AM
Stream » The Varsity App
PxP » Justin Allegri

HEAD COACHES
CAL
Mark Madsen (Stanford, '00)
Career Record: 90-75 (6th)
at Cal: 20-24 (2nd)
vs. Clemson: 0-0
CLEMSON
Brad Brownell (DePauw, '91)
Career Record: 442-277 (23rd)
at Clemson: 275-192 (15th)
vs. Cal: 1-0

SCHEDULE

OVERALL: 7-6 • ACC: 0-2 • HOME: 6-2 • AWAY: 1-3 • NEUTRAL: 0-1

DATE	OPPONENT	TIME (PT)	TV/RESULT
Nov. 4	CSU Bakersfield		W, 86-73
Nov. 7	Cal Poly		W, 91-73
Nov. 13	at Vanderbilt		L, 69-85
Nov. 17	at USC		W, 71-66
Nov. 21	Air Force ^		W, 78-69
Nov. 24	Sacramento State ^		W, 83-77
Nov. 27	Mercyhurst ^		W, 81-55
Dec. 3	at Missouri +		L, 93-98
Dec. 7	Stanford *		L, 81-89
Dec. 10	Cornell		L, 80-88
Dec. 14	Northwestern State		W, 84-66
Dec. 21	vs. #23 San Diego State !		L, 50-71
Jan. 1	at Pitt *		L, 74-86
Jan. 4	at Clemson *	5:30 p.m.	ESPN2
Jan. 8	Virginia *	8 p.m.	ESPNU
Jan. 11	Virginia Tech *	3 p.m.	ACC Network
Jan. 15	at North Carolina *	4 p.m.	ACC Network
Jan. 18	at NC State *	3 p.m.	ACC Network
Jan. 22	Florida State *	6 p.m.	ACC Network
Jan. 25	Miami *	5:30 p.m.	ESPN2 or ESPNU
Jan. 29	at SMU *	6 p.m.	ACC Network
Feb. 1	Syracuse *	7 p.m.	ESPN2
Feb. 5	NC State *	8 p.m.	ACC Network
Feb. 8	Wake Forest *	2 p.m.	ACC Network
Feb. 12	at Duke *	6 p.m.	ACC Network
Feb. 15	at Georgia Tech *	1 p.m.	ACC Network
Feb. 22	at Stanford *	7 p.m.	ESPN, ESPN2 or ESPNU
Feb. 26	SMU *	8 p.m.	ESPN2 or ESPNU
March 1	Boston College *	7 p.m.	ESPN2 or ESPNU
March 5	at Louisville *	6 p.m.	ACC Network
March 8	at Notre Dame *	5 p.m.	ESPNU

Opponent rankings by the Associated Press
BOLD - Home contest at Haas Pavilion | All times listed PT & subject to change

^ Cal Classic
+ SEC/ACC Challenge
! Neutral contest at San Jose Tip-Off/SAP Center (San Jose, CA)
* Atlantic Coast Conference (ACC) regular-season contest

THE MATCHUP

Cal vs. Clemson	Series tied, 1-1
Record in Berkeley	0-0
Record in Clemson	0-0
Record in Neutral Sites	1-1
Last 5 games: 1-1 // Streak: L1	
11/26/22	L 59-67 Niceville, Fla.
03/25/99	W 61-60 New York

INSIDE THE MATCHUP

- Cal and Clemson meet for the third time ever Saturday and for the first time in a non-neutral setting.
- The two programs clashed just two seasons ago in the Emerald Coast Classic third-place game on Nov. 26, 2022, when the Tigers earned a 67-59 win.
- The first meeting between the programs was the 1999 NIT Championship at Madison Square Garden in New York. A 3-point play by Cal's Geno Carlisle with 4.7 seconds left capped the Golden Bears' comeback and lifted them to a 61-60 victory. It still stands as Cal's most recent postseason championship.
- Cal's Rytis Petraitis and Clemson's Jake Heidbreder were teammates at Air Force two seasons ago (2022-23).

STARTING FIVE

1. DRE DAY
Andrej Stojakovic has emerged as one of the top offensive threats in the ACC in his first season as a Golden Bear, ranking third in the conference with 19.1 points per game. The sophomore guard is averaging 22.0 PPG in ACC competition so far with 25 points against Stanford on Dec. 7 and 19 at Pitt on Wednesday.

Stojakovic does much more than score for the Bears, as he leads the team in blocks (1.3 BPG) and is third in rebounds (4.7 RPG). He's made dramatic improvements since transferring to Cal from rival Stanford, particularly in scoring (7.8 to 19.1 PPG), rebounding (3.4 to 4.7 RPG), blocks (0.1 to 1.3 BPG) and shooting splits (.409/.327/.528 to .440/.358/.833).

2. THIS WAY OR THAT WAY
Cal can generate points in a hurry, ranking fifth in the ACC with 78.5 points per game, and has proven it can put the ball in the hoop in a variety of ways. Cal is averaging 33.8 points per game in the paint, 24.2 points from 3-point range and 18.2 points at the free throw line. An emphasis on getting to the rim has resulted in the Bears scoring more than 65% of their points in the paint or at the free throw line, but they're dangerous from deep as well, ranking fifth in the ACC at 36.0% from 3-point range. Cal has knocked down 10 or more 3-pointers four times in the past seven contests.

3. AGENT ZERO
Freshman Jeremiah Wilkinson is making the most of his early opportunities in Cal's rotation, averaging 17.1 PPG with eight double-figure scoring efforts in the past nine games. Wilkinson, who scored 24 at Pitt on Wednesday, ranks fourth among ACC freshmen with 12.7 PPG on the season while

averaging the fewest minutes played per game (20.7) of the five ACC rookies who are averaging double-figure points. The Georgia native is shooting 57.4% on 2-point attempts and can catch fire from deep with multiple 3-point makes in six games (33.9 3FG%).

4. STRENGTH IN NUMBERS
Cal relies on a deep cast, deploying 9-10 players in its rotation even with two key pieces (DJ Campbell and BJ Omot) missing most of nonconference play due to injuries. Omot remains out for an indefinite period, but Campbell returned to action in Cal's nonconference finale vs. San Diego State (Dec. 21) and started at Pitt on Wednesday, providing the Bears with a defensive boost.

Cal's depth is evident with 26.6 bench points per game, the third most in the ACC. Jeremiah Wilkinson fuels the Bears' bench production - his 12.7 PPG rank eighth nationally among players with zero starts (and first among freshmen).

5. NEW YEAR, NEW BATTLES
After hosting rival and fellow ACC newcomer Stanford in its conference opener on Dec. 7, Cal opens the 2025 calendar year and the rest of its inaugural ACC slate with first-time road games at Pitt and Clemson. The Bears have played true road games against just four of its conference counterparts (aside from Stanford), going 1-4 combined in such contests against UNC, SMU, Virginia and Wake Forest.

Cal led by as many as 16 points in the first half on New Year's Day at Pitt before ultimately falling 86-74 to drop to 0-2 in ACC play.

ROTATION (LAST GAME)

STARTERS	Ht.	Wt.	Yr.	Hometown	GP-GS	PPG	RPG	Other
G 2 Andrej Stojakovic	6-7	205	So.	Carmichael, Calif.	13-13	19.1	4.7	1.3 BPG
G 3 DJ Campbell	6-2	205	Jr.	Hampton, Va.	7-5	7.6	1.6	1.1 SPG
G 10 Jovan Blacksher Jr.	5-11	165	Gr.	Oakland, Calif.	10-9	11.7	2.0	3.6 APG
C 12 Mady Sissoko	6-9	240	Gr.	Bafoulabe, Mali	13-13	6.5	6.7	.674 FG%
F 31 Rytis Petraitis	6-7	210	Jr.	Arlington, Texas	13-9	8.1	4.0	1.2 SPG
OFF THE BENCH	Ht.	Wt.	Yr.	Hometown	GP-GS	PPG	RPG	Other
G 0 Jeremiah Wilkinson	6-1	185	Fr.	Powder Springs, Ga.	13-0	12.7	1.9	.462 FG%
F 7 Spencer Mahoney	6-9	230	R-Fr.	Brooklyn, N.Y.	10-0	2.8	1.7	.429 3FG%
G 22 Christian Tucker	6-3	180	Sr.	Mesa, Ariz.	13-4	2.0	0.8	1.3 APG
F 34 Lee Dort	6-10	245	Jr.	Dallas, Texas	13-0	3.6	5.9	.571 FG%

1

Andrej Stojakovic is the only player in the country averaging at least 19.1 PPG, 4.7 RPG, 1.6 APG and 1.3 BPG this season.

5.4

Cal owns the third-best rebounding margin in the ACC (5.4). The Bears have outrebounded their foes in 11 of 13 games.

20

Jeremiah Wilkson already has three 20+ point games this season, the most by a Cal freshman in a single season since 2017-18 (Justice Sueing, 6; Darius McNeil, 3).

80

Cal scored 80+ points in six straight games from Nov. 24-Dec. 14, its longest streak in a single season since 1971-72.

2024-25 CALIFORNIA MEN'S BASKETBALL // CALBEARS.COM // @CALMBBALL

WE ARE CALIFORNIA

When referring to any California athletic team, please use either "California" or "Cal" to denote the institution and "Golden Bears" or "Bears" when indicating the mascot. Refrain from using names such as UC Berkeley, California-Berkeley, Cal-Berkeley, or Cal State Berkeley.

MEDIA INFORMATION**INTERVIEW REQUESTS**

Interview requests for head coach Mark Madsen, the Cal coaching staff and/or student-athletes should be coordinated through Gerrit Van Genderen (contact info below). Media availability opportunities will be coordinated and communicated throughout the season. Contact Gerrit Van Genderen for the most up-to-date schedule.

MEDIA RELATIONS STAFF**GERRIT VAN GENDEREN**

Director, Communications
Men's Basketball Contact
Phone: (510) 697-7235
Email: vangenderen_gw@berkeley.edu

**JONATHAN OKANES**

Associate AD, Communications
Phone: (510) 219-5425
Email: jokanes@berkeley.edu

QUICK FACTS**GENERAL**

Institution: University of California, Berkeley
Location: Berkeley, California
Founded: 1868
Enrollment: 45,057
Conference: Atlantic Coast (ACC)
Colors: Blue (PMS 282/HEX 041E42) & Gold (PMS 123/HEX FFC72C)
Nickname: Golden Bears
Mascot: Oski
Band: The University of California Straw Hat Band
University Chancellor: Richard K. Lyons
Director of Athletics: Jim Knowlton
SWA/Sport Administrator: Jenny Simon O'Neill
Faculty Athletics Representative: Oliver O'Reilly
Athletic Department Phone: (510) 642-0580
Ticket Office Phone: (800) GO BEARS (462-3277)

ARENA**HAAS PAVILION**

Court Name: Pete Newell Court
Capacity: 11,800
Record in Arena: 294-137 (.682), 26th season
Opened: 1999-2000 season

PROGRAM HISTORY

NCAA Championships: 1 (1959)
NCAA Final Fours: 3 (1946, '59, '60)
NCAA Elite Eight: 5 (1946, '57, '58, '59, '60)
NCAA Sweet Sixteen: 6 (1957, '58, '59, '60, '93, '97)
NCAA Tournament Record: 20-19 (.512)
NCAA Tournament Appearances: 19
1946, '57, '58, '59, '60, '90, '93, '94, '96, '97, 2001, '02, '03, '06, '09, '10, '12, '13, '16
NIT Championships: 1 (1999)
NIT Record: 14-8 (.636)
NIT Appearances: 9
1986, '87, '89, '99, 2000, '08, '11, '14, '17
Conference Regular Season Championships: 15
1916, '21, '24, '25, '26, '27, '29, '32, '44, '46, '57, '58, '59, '60, 2010
Conference Tournament Championships: 0
Conference Tournament Record: 18-25 (.418)

CAL BEARS SPORTS NETWORK

Station: KGO-AM 810
Play-By-Play: Justin Allegri (justin.allegri@berkeley.edu)
Analyst: Theo Robertson
Engineer: Mike Krupicka

ROSTER INFORMATION**NUMERICAL**

NO.	NAME	PRONUNCIATION	POS.	HT.	WT.	YR.	HOMETOWN/PREVIOUS SCHOOL
0	Jeremiah Wilkinson		G	6-1	185	Fr.	Powder Springs, Ga./The Skill Factory
1	Joshua Ola-Joseph	OH-luh-joh-seff	F	6-7	215	Jr.	Brooklyn Park, Minn./Minnesota
2	Andrej Stojakovic	Andre Stoy-AH-ko-vich	G	6-7	205	So.	Carmichael, Calif./Stanford
3	DJ Campbell		G	6-2	205	Jr.	Hampton, Va./Western Carolina
7	Spencer Mahoney	mah-HONE-ee	F	6-9	230	R-Fr.	Brooklyn, N.Y./Washington State
9	Hugh Vandeweghe	VAN-de-weigh	F	6-7	215	Fr.	Los Angeles, Calif./Loyola HS
10	Jovan Blacksher Jr.	JOH-von BLACK-shur	G	5-11	165	Gr.	Oakland, Calif./Grand Canyon
12	Mady Sissoko	mau-DEE si-SO-ko	C	6-9	240	Gr.	Bafoulabe, Mali/Michigan State
13	Devin Curtis		F	6-11	220	So.	Milwaukee, Wis./Southern California Academy
14	Jack McCloskey	mc-CLAW-skey	G	6-6	180	Jr.	Newport Beach, Calif./Mater Dei HS
15	Kevin Armstrong II		G	6-6	210	Fr.	Minneapolis, Minn./Breck School
17	Jaden Goodall	GOOD-all	F	6-6	175	Fr.	Anaheim, Calif./Canyon HS
20	BJ Omot	OH-mot (rhymes w/ hot)	F	6-8	195	Jr.	Mankato, Minn./North Dakota
22	Christian Tucker		G	6-3	180	Sr.	Mesa, Ariz./UTSA
23	Matt Desler		G	6-1	180	Sr.	Oakland, Calif./Bishop O'Dowd HS
25	Gus Larson		F	6-10	215	R-Jr.	New Canaan, Conn./Penn
30	Stephon Marbury II		G	6-1	170	Fr.	Purchase, N.Y./DME Academy (Fla.)
31	Rytis Petraitis	REE-tis peh-TRY-tis	F	6-7	210	Jr.	Arlington, Texas/Air Force
32	Jayden Karapetian	care-uh-PETE-e-in	G	6-2	170	So.	Woodland Hills, Calif./Viewpoint School
33	Vladimir Pavlovic	pav-LAHV-ic	G	6-3	200	So.	Herceg Novi, Montenegro/Hoosac School (N.Y.)
34	Lee Dort		F	6-10	245	Jr.	Dallas, Texas/Vanderbilt
55	BJ Fisher		G	6-1	175	Fr.	Ross, Calif./Redwood HS

ALPHABETICAL

NO.	NAME	PRONUNCIATION	POS.	HT.	WT.	YR.	HOMETOWN/PREVIOUS SCHOOL
15	Kevin Armstrong II		G	6-6	210	Fr.	Minneapolis, Minn./Breck School
10	Jovan Blacksher Jr.	JOH-von BLACK-shur	G	5-11	165	Gr.	Oakland, Calif./Grand Canyon
3	DJ Campbell		G	6-2	205	Jr.	Hampton, Va./Western Carolina
13	Devin Curtis		F	6-11	220	So.	Milwaukee, Wis./Southern California Academy
23	Matt Desler		G	6-1	180	Sr.	Oakland, Calif./Bishop O'Dowd HS
34	Lee Dort		F	6-10	245	Jr.	Dallas, Texas/Vanderbilt
55	BJ Fisher		G	6-1	175	Fr.	Ross, Calif./Redwood HS
17	Jaden Goodall	GOOD-all	F	6-6	175	Fr.	Anaheim, Calif./Canyon HS
32	Jayden Karapetian	care-uh-PETE-e-in	G	6-2	170	So.	Woodland Hills, Calif./Viewpoint School
25	Gus Larson		F	6-10	215	R-Jr.	New Canaan, Conn./Penn
7	Spencer Mahoney	muh-HONE-ee	F	6-9	230	R-Fr.	Brooklyn, N.Y./Washington State
30	Stephon Marbury II		G	6-1	170	Fr.	Purchase, N.Y./DME Academy (Fla.)
14	Jack McCloskey	mc-CLAW-skey	G	6-6	180	Jr.	Newport Beach, Calif./Mater Dei HS
1	Joshua Ola-Joseph	OH-luh-joh-seff	F	6-7	215	Jr.	Brooklyn Park, Minn./Minnesota
20	BJ Omot	OH-mot (rhymes w/ hot)	F	6-8	195	Jr.	Mankato, Minn./North Dakota
33	Vladimir Pavlovic	pav-LAHV-ic	G	6-3	200	So.	Herceg Novi, Montenegro/Hoosac School (N.Y.)
31	Rytis Petraitis	REE-tis peh-TRY-tis	F	6-7	210	Jr.	Arlington, Texas/Air Force
12	Mady Sissoko	mau-DEE si-SO-ko	C	6-9	240	Gr.	Bafoulabe, Mali/Michigan State
2	Andrej Stojakovic	Andre Stoy-AH-ko-vich	G	6-7	205	So.	Carmichael, Calif./Stanford
22	Christian Tucker		G	6-3	180	Sr.	Mesa, Ariz./UTSA
9	Hugh Vandeweghe	VAN-de-weigh	F	6-7	215	Fr.	Los Angeles, Calif./Loyola HS
0	Jeremiah Wilkinson		G	6-1	185	Fr.	Powder Springs, Ga./The Skill Factory

COACHING STAFF

Head Coach: Mark Madsen (Stanford, 2000)
- Record at Cal: 20-24 (2nd year)
- Record overall: 90-75 (6th year)
Associate Head Coach: Adam Mazarei, 2nd year (University of Redlands, 2006)
Assistant Coach: Amorrow Morgan, 2nd year (Idaho State, 2012)
Assistant Coach: Matt Scherbenske, 2nd year (Kentucky, 2010)
Assistant Coach: Jarred Jackson, 2nd year (Lander, 2007)
Assistant Coach: Ken Moses, 2nd year (Colorado State University Pueblo, 2010)

SUPPORT STAFF

Director, Business Operations: Blaire Braxton (Montana State, 2020)
Director, Operations & Player Development: Shasha Brown (Wesleyan, 2013)
Athletic Performance Coach: Sebastian Hernandez (Florida State, 2019)
Director, Creative Content: CK Hicks (San Jose State, 2018)
Director, Scouting & Video Operations: Nathan Martin (Central Arkansas)
Athletic Trainer: Barry Parsons (Kansas State, 1999)
Coordinator, Recruiting Operations: Anthony Rini (Xavier, 2017)
Graduate Assistants: Greg Kopanezos, Max Lorca-Lloyd, Jalin Sinclair, Matt Worwood

ROSTER BREAKDOWN**BY CLASS**

Graduate (2)	Blacksher, Sissoko
Senior (2)	Desler, Tucker
Junior (7)	Campbell, Dort, Larson, McCloskey, Ola-Joseph, Omot, Petraitis
Sophomore (4)	Curtis, Karapetian, Pavlovic, Stojakovic
Freshman (7)	Armstrong, Fisher, Goodall, Mahoney, Marbury Vandeweghe, Wilkinson

BY HEIGHT

5-11 (1)	Blacksher
6-1 (1)	Fisher, Desler, Marbury, Wilkinson
6-2 (2)	Campbell, Karapetian
6-3 (2)	Pavlovic, Tucker
6-6 (3)	Armstrong, Goodall, McCloskey
6-7 (4)	Ola-Joseph, Petraitis, Stojakovic, Vandeweghe
6-8 (1)	Omot
6-9 (2)	Mahoney, Sissoko
6-10 (2)	Dort, Larson
6-11 (1)	Curtis

NOTEWORTHY

MO' BUCKETS

- Cal has averaged 75.3 PPG in 45 total games under Mark Madsen since the start of the 2023-24 season. It's an 11-point improvement from Cal's 64.3 PPG average over the previous six seasons (2017-23).
- The Bears' 78.5 PPG through 13 games this season would stand as the fifth best mark in program history and best since 1994-95.

Cal Single-Season Scoring Average

Rank	Season	PPG
1.	1970-71	83.9
2.	1994-95	79.9
3.	1992-93	79.3
4.	1993-94	78.6
5.	2024-25	78.5

- While Cal has been able to pour in the points, its still searching for offensive consistency across 40 minutes. The Bears average 36.8 points on 42.9% shooting in the first half compared to 41.7 points on 48.9% shooting in the second half.

HOT STREAK

- The Bears scored 80+ points in six consecutive games from Nov. 24-Dec. 14, marking their longest streak in a single season since the 1971-72 campaign (7 straight games with 80-plus between Jan. 17-Feb. 5, 1972).

80 Points Scored In Consecutive Games In Same Season

Year	Games In A Row	PPG In Span	Dates
1970-71	8	93.4	Jan. 23-Feb. 26, 1971
1971-72	7	88.3	Jan. 17-Feb. 5, 1972
2024-25	6	83.6	Nov. 24-Dec. 14, 2024

TOP BEAR

- Andrej Stojakovic is the only player in the country averaging at least 19.1 points, 4.7 rebounds, 1.6 assists and 1.3 blocks per game.

JUST A CUB

- The hot start to freshman Jeremiah Wilkinson's collegiate career is only more impressive when considering his age.
- Wilkinson is the 17th youngest player in the country and won't turn 19 years old until March 18, 2025. Just 24 NCAA Division I players this season were born on March 1, 2006, or later. Wilkinson is one of four ACC players among those 24.
- The Georgia native (Powder Springs) piled up 64 points in three games between Nov. 21-27 (23 vs. Air Force, 16 vs. Sacramento State, 25 vs. Mercyhurst), the most by a Cal freshman in a three-game span since Charlie Moore scored 73 against UC Irvine (38), San Diego State (17) and Wyoming (18) between Nov. 16-25, 2016.
- Wilkinson already has three games with 20-plus points scored, the most in a single season by a Cal freshman since 2017-18 when Justice Sueing and Darius McNeil did so six and three times, respectively.
- Wilkinson's 25 points against Mercyhurst - which earned him ACC Co-Rookie of the Week honors on Dec. 2 - were the most by a Cal freshman in a single game since Justice Sueing scored 25 against Washington State on Feb. 22, 2018.

SWISS ARMY KNIFE

- All grit, no flash. Junior forward Rytis Petraitis has quickly won over the Golden Bear fan base with his do-it-all style of play, and he's making Cal a more dynamic team because of it.
- Much of Petraitis' game doesn't show up in the box score, but the Air Force transfer does rank second on the team in steals per game (1.2) - he's swiped 12 of 15 total steals since cracking the starting lineup on Nov. 21 - and is third among Bears in offensive rebounds per game (1.8).
- He's shooting 49.3% from the floor and is third on the team in both free-throw makes (33) and attempts (44).
- Petraitis led Air Force in five statistical categories as a sophomore last season and was one of just 11 players nationally in 2023-24 to average at least 15.7 PPG, 6.3 RPG and 3.7 APG.
- He also recorded a triple-double for Air Force (18 points, 13 rebounds, 11 assists) at UNLV on Jan. 23, 2024.

FLOOR GENERAL

- Jovan Blacksher Jr. has guided the Bears' offense with a steady hand this season, providing an outside scoring threat and a playmaking ability from the point guard position.
- Blacksher is looking to regain his early-season offensive form. He averaged 16.3 PPG (51.1 FG%, 52.2 3FG%) in the first four games of the season but has managed just 8.6 PPG (27.5 FG%, 30.3 3FG%) in

the past six games since Dec. 3.

- Blacksher missed three games between Nov. 21-27 due to injury.
- The accomplished point guard is Cal's team leader in assists (3.6 APG) and has recorded his two best single-game assists figures of the season since returning from injury, including 8 at Missouri (Dec. 3).

THE BIG FELLAS

- Cal has found success defending the rim and cleaning up on the glass with its big-man duo of Mady Sissoko and Lee Dort.
- The duo is averaging a combined 10.1 PPG and 12.6 RPG, the latter including 5.3 offensive rebounds per game. Their presence on the glass has been a key factor in Cal winning the rebounding battle in 11 of 13 games while posting the ACC's third-best rebounding margin (5.3).
- Though both bigs haven't played major roles in Cal's offensive attack, Sissoko and Dort are shooting 67.4% and 57.1% from the floor, respectively.

BEEN THERE BEFORE

- Graduate transfers and team-elected captains Mady Sissoko and Jovan Blacksher Jr. have provided the Bears with stabilizing presences at the 1 and 5 positions this season.
- Both Sissoko and Blacksher Jr. reached the NCAA Tournament Round of 32 last March with Michigan State and Grand Canyon, respectively, and have a wealth of collective experience.
- Sissoko played in 121 career games across four NCAA Tournament squads at Michigan State and averaged 5.5 rebounds per game while shooting nearly 60% from the floor in the past two seasons.
- Blacksher, a former All-WAC first-team selection and the 2022-23 WAC Preseason Player of the Year, was a member of three NCAA Tournament teams with the Antelopes and has fully recovered from a knee injury that sidelined him for 11 months starting in early January 2023. The Oakland native averaged 11.0 points, 3.5 assists, 3.2 rebounds and 1.4 steals in 123 career games for Grand Canyon.
- Blacksher is in his sixth collegiate season after receiving a medical hardship waiver from the NCAA this past offseason.

MISSING PIECES

- Cal was without two of its best defenders and all-around players in DJ Campbell and BJ Omot for the bulk of nonconference play due to injuries.
- Campbell, a junior guard, is back in the mix after playing 20 minutes in Cal's nonconference finale vs. San Diego State (Dec. 21) and logging 29 minutes in a start at Pitt (Jan. 1), while Omot, a junior forward, remains out. There is no timetable for Omot's return to the court.
- After starting the first four games of the year, Campbell missed six of the next seven between Nov. 21-Dec. 14 with a groin injury. He only played three minutes vs. Stanford (Dec. 7) during that stretch.
- Campbell has eight steals in seven games played this season to go along with shooting splits of .435/.357.
- Omot proved to be an instant offensive threat for Cal with three double-figure scoring efforts in as many games to start the season, including 15 at Vanderbilt on Nov. 13.
- The lanky forward shot 44.4% (16 of 36) from the floor and 35.3% (6 of 17) from deep prior to being sidelined.
- Omot was an All-Summit League First Team pick at North Dakota last year after averaging 16.7 PPG; he's averaging 14.1 PPG for his career and is just 27 points shy of 1,000 for his career.

HOT START

- Cal won six games in the month of November (6-1), tied for its most in the first month of a season since the 2012-13 campaign.
- The Bears' 6-1 start was its best in eight seasons, matching the 2016-17 squad's 6-1 record under Cuonzo Martin.

NOT YOUR DAD'S (OR YOUR 2023-24) BEARS

- After making a seemingly large roster revamp by signing four transfers ahead of the 2023-24 season, Mark Madsen was tasked with a much greater shift this past offseason, as they signed 10 scholarship transfers and added 16 total new players to the roster.
- Last season's four transfers - Fardaws Aimaq, Jalen Cone, Keonte Kennedy and Jaylon Tyson - accounted for 61.3% of Cal's minutes played, 73% of its scoring, 62.7% of its rebounding and 75.2% of its assists. That quartet spent just one season in Berkeley; Tyson left for the NBA Draft while Aimaq, Cone & Kennedy exhausted eligibility.
- Cal returned just four players who appeared in a game last season, including scholarship sophomores Devin Curtis and Vladimir Pavlovic as well as walk-ons Gus Larson and Jack McCloskey, whom combined for 56 total points.

WELCOME TO THE HAAS OF PAIN

- Cal fans have shown why Haas Pavilion - nicknamed the "Haas of Pain" since Mark Madsen arrival in 2023 - can be a formidable place for opponents to visit. That'll now be tested in the Golden Bears' inaugural season as members of the ACC.
- Cal won 10 home games in 2023-24, including six of its final eight. The final eight-game span was spotlighted by Cal's first sold-out crowd since Jan. 29, 2017, when 11,801 were on hand for the Bears' 83-77 overtime win against USC on Feb. 7, 2024. That sellout was sandwiched by attendances of 8,710 against Stanford on Jan. 26 and 9,280 against UCLA on Feb. 10.
- After averaging an attendance of 2,155 during the 2022-23 season, Cal saw that number jump to 4,566 in Madsen's first year last season.

YEAR-BY-YEAR NUMBERS IN HAAS PAVILION

Season	W-L	Pct.	Attendance	Avg.
1999-2000	11-7	.611	192,730	10,707
2000-01	14-3	.823	174,653	10,273
2001-02	17-1	.944	172,198	10,094
2002-03	13-1	.928	146,625	10,473
2003-04	11-4	.733	162,585	10,839
2004-05	8-9	.470	147,373	8,735
2005-06	12-3	.800	135,743	9,324
2006-07	8-7	.533	118,712	8,443
2007-08	11-8	.578	150,383	7,915
2008-09	16-2	.888	155,233	8,624
2009-10	15-1	.937	150,773	9,423
2010-11	12-6	.667	142,071	7,893
2011-12	17-1	.944	153,571	8,532
2012-13	11-5	.687	132,757	8,297
2013-14	15-4	.789	147,318	7,754
2014-15	11-7	.611	145,775	8,099
2015-16	18-0	1.000	183,293	10,183
2016-17	15-4	.789	169,298	8,910
2017-18	5-12	.294	125,386	7,376
2018-19	7-9	.437	90,036	5,627
2019-20	12-5	.705	83,996	4,941
2020-21	6-8	.428	*0	*0
2021-22	10-8	.555	85,430	4,746
2022-23	3-14	.176	36,639	2,155
2023-24	10-6	.625	73,055	4,566
2024-25	6-2	.750	25,066	3,581
26 seasons	294-137	.682	3,300,699	7,597

* Fans not permitted in Haas Pavilion during 2020-21 season due to COVID-19 pandemic

GOLDEN BEARS IN THE NBA**JAYLEN BROWN****Boston Celtics
Ninth Season**

Stat	Season	Career
Games	25	565
PPG	23.8	18.8
RPG	6.0	5.3
APG	4.7	2.5
FG%	.444	.478
3P%	.322	.361
PER	17.5	16.8

- NBA Champion (2024)
- NBA Finals MVP (2024)
- 3x NBA All-Star (2021, '22, '24)
- All-NBA Team (2nd Team, '23)
- All-Pac-12 Team (1st Team, '16)
- Pac-12 Freshman of the Year ('16)

The 2016 Pac-12 Freshman of the Year and a USBWA Freshman All-American, Jaylen Brown turned in one of the finest freshman seasons in Cal history. His 14.6 points per game average ranked fifth on Cal's all-time freshman list, and he also earned first team All-Pac-12 and All-Freshman honors. Brown declared for the NBA Draft following his freshman season and was selected third overall by the Boston Celtics.

Year	G	FG-A	PCT	3P-A	PCT	FT-A	PCT	RPG	APG	PTS	PPG
2015-16	34	163-378	.431	30-102	.294	142-217	.654	5.4	2.0	498	14.6
Career	34	163-378	.431	30-102	.294	142-217	.654	5.4	2.0	498	14.6

**JAYLON TYSON****Cleveland Cavaliers
First Season**

Stat	Season	Career
Games	17	17
PPG	2.5	2.5
RPG	1.6	1.6
APG	0.7	0.7
FG%	.472	.472
3P%	.308	.308
PER	8.8	8.8

- All-Pac-12 Team (1st Team, '24)

One of the nation's most dynamic players in his lone season as a Golden Bear, Jaylon Tyson helped first-year head coach Mark Madsen rejuvenate the Cal program in 2023-24. Tyson arrived at Cal as a junior following seasons played at Texas (2021-22) and Texas Tech (2022-23) and averaged 19.6 PPG, 6.8 RPG and 3.5 APG for the Bears; he was one of just two major-conference players to average at least those figures. Tyson's 607 total points were tied for the seventh most by a Cal player in a single season.

Year	G	FG-A	PCT	3P-A	PCT	FT-A	PCT	RPG	APG	PTS	PPG
2023-24	31	222-477	.465	50-139	.360	113-142	.796	6.8	3.5	607	19.6
Career	31	222-477	.465	50-139	.360	113-142	.796	6.8	3.5	607	19.6

OTHER PRO BEARS (NBA & OTHERWISE)

Shareef Abdur-Rahim	President	NBA G-League
Fardaus Aimag	Player	Szolnok (Hungary)
Grant Anticevich	Player	New Zealand Breakers (Australia)
Roger Bidas	Player	Alicante (Spain)
Joel Brown	Operations	Denver Nuggets
Justin Cobbs	Player	Mersin BBGSK (Turkey)
Jalen Cone	Player	Basquet Menorca (Spain)
Makale Foreman	Player	Sibenka (Croatia)
Keonte Kennedy	Player	Umea (Sweden)
Nick Kerr	Head Coach	Santa Cruz Warriors
Jason Kidd	Head Coach	Dallas Mavericks
David Kravish	Player	Unicaja (Spain)
Kuany Kuany	Player	Illawarra Hawks (Australia)
Marcus Lee	Player	Melbourne United (Australia)
Sean Marks	General Manager	Brooklyn Nets
Jordan Shepherd	Player	Jean D'Arcy Vichy (France)
Richard Solomon	Player	Shougang Beijing (China)
Lars Thiemann	Player	Telekom Baskets Bonn (Germany)
Tyrone Wallace	Player	Zalgiris (Lithuania)

NOTEWORTHY**AN INSPIRATION FOR ALL**

- Mady Sissoko has played a lengthy, successful college basketball career – four years at Michigan State and this year's graduate season at Cal – but the on-court success stands incomparable to the work he's done for his home village of Tangafoya in Bafoulabe, Mali.
- While at Michigan State, Sissoko, who turned 24 on Dec. 20, created the Mady Sissoko Foundation, a 501(c)(3) charity, through which he has built a school, provided a well for clean drinking water & crop irrigation, bought a tractor, & soon constructed a medical clinic for Tangafoya.
- [More about Sissoko's charitable work can be read in Ron Kroichick's profile on Sissoko in the San Francisco Chronicle.](#)

THE MADSEN FIVE

- Cal head coach Mark Madsen and his wife, Hannah, welcomed their fifth child – a son, Mark – into the world during the second week of November.
- Madsen missed the Bears' game at Vanderbilt on Nov. 13 in order to be with his family following his son's healthy birth.
- Associate head coach Adam Mazarei served as the Bears' acting head coach in their 85-69 loss to the Commodores.

SIGNING DAY 2024

- Cal signed two standout, in-state recruits in Semetri "TT" Carr and Jovani Ruff for its class of 2025 on Nov. 13.
- The two newest Bears will formally join Cal ahead of the 2025-26 season.

Semetri "TT" Carr

- Position: Guard
- Height/Weight: 6-0/165
- Hometown: Mill Valley, Calif.
- Four-star prospect playing his senior year of high school at Redwood HS in Larkspur, Calif. The local Bay Area product previously starred for The Branson School (Ross, Calif.), where he averaged 18 PPG, 7 RPG & 4 APG as a junior in Branson's run to third place in the 2024 North Coast Section Open Division Playoffs.

Jovani Ruff

- Position: Guard
- Height/Weight: 6-5/175
- Hometown: Long Beach, Calif.
- Four-star prospect & one of the top-rated shooting guards in the country. Ruff was Cal's first commitment for the 2025 class after averaging 21.5 PPG, 5.5 RPG and 3.0 APG as a junior at Long Beach Poly High School.

WANT TO FEEL OLD?

- Nostalgia! Cal's 2024-25 roster will make an early 2000s NBA fan feel their age, with multiple Golden Bears having direct family connections to some of the era's best.
- Cal guards Andrej Stojakovic and Stephon Marbury II, the sons of former NBA All-Stars Peja Stojakovic and Stephon Marbury, are in their first seasons as Golden Bears. Stojakovic, a sophomore transfer from Stanford, is expected play key rotational minutes for the Bears this season while

Marbury II, a preferred walk-on, has played a vital role on the team's practice squad in the early stages of his first collegiate season.

- Peja Stojakovic had a 13-year NBA career that included three All-Star nods with the Sacramento Kings & an NBA title with the Dallas Mavericks in 2011.
- Stephon Marbury played 24 years of professional basketball in the NBA & Chinese Basketball Association and was a two-time NBA All-Star & three-time CBA champion.
- The elder Marbury and Stojakovic were both first-round picks in the 1996 NBA Draft & 2003 All-Star Game teammates.
- Fellow freshman walk-on Hugh Vandeweghe is the nephew of Kiki Vandeweghe, a two-time NBA All-Star (1983-84) who amassed 15,980 career points in 14 NBA seasons with Denver, Portland, New York & Los Angeles Clippers.

YEAR TWO FOR MAD DOG

- Mark Madsen and company have shifted the culture surrounding Cal men's basketball in quick fashion. The second-year Cal head coach reinvigorated the program and its fan base with a 10-win improvement in 2023-24 and got the Bears off to their best start in a season since 2016-17 this fall, going 6-1 in their first seven games.
- Cal's sixth-place finish in the 2023-24 Pac-12 standings was its best finish since 2016-17. The Bears were picked 11th in the Pac-12 preseason poll.
- All nine of Cal's conference wins last season came against different opponents, including UCLA and NCAA Tournament squads Washington State, Oregon and Colorado.
- For Madsen's efforts in Year 1, he was awarded a contract extension in March 2024 that'll keep him in Berkeley until 2030.
- Madsen arrived in Berkeley after four seasons as Utah Valley's head coach, where he went 70-51 overall, won a WAC regular-season title and led the Wolverines to the 2023 NIT semifinals.
- As a player, 'Mad Dog' – the nickname Madsen received from his fifth grade P.E. teacher at Montair Elementary in Danville, Calif. – was a two-time NBA champ with the Los Angeles Lakers and twice earned All-America honors at Stanford while leading it to four NCAA Tournaments, including the 1998 Final Four.

PORTAL WORK

- Mark Madsen has aggressively pursued some of the top recruits in the country in the transfer portal and on the high school level since arriving in Berkeley two offseasons ago.
- Cal restocked its 2024-25 roster through the portal, as 10 of its 11 scholarship newcomers are transfers. The Bears' 2024 transfer class is ranked 12th nationally by On3.
- Madsen's efforts in the portal were an instant success in 2023, as Cal landed the No. 8 transfer class in the country, highlighted by Jaylon Tyson – who went on to be selected No. 20 overall in the first round of the 2024 NBA Draft by the Cleveland Cavaliers in June.

GOLDEN BEARS VS. THE ACC

TEAM	OVERALL	HOME	AWAY	NEUTRAL	LAST MTG.	STREAK
Boston College	0-3	0-0	0-0	0-3	Dec. 21, 2019 (60-64 loss)	L3
Clemson	1-1	0-0	0-0	1-1	Nov. 26, 2022 (59-67 loss)	L1
Duke	2-2	1-0	0-0	1-2	Nov. 21, 2019 (52-87 loss)	L2
Florida State	0-1	0-0	0-0	0-1	Nov. 29, 2008 (77-80 loss)	L1
Georgia Tech	3-0	1-0	0-0	2-0	Nov. 23, 2012 (68-57 win)	W3
Louisville	1-0	0-0	0-0	1-0	March 19, 2010 (77-62 win)	W1
Miami	0-0	0-0	0-0	0-0	--	--
North Carolina	1-4	1-1	0-2	0-1	Dec. 29, 1998 (78-71 win)	W1
NC State	1-1	0-0	0-0	1-1	March 17, 2006 (52-58 loss)	L1
Notre Dame	1-1	0-0	0-0	1-1	Nov. 26, 2010 (44-57 loss)	L1
Pitt	2-2	1-0	0-1	1-1	Jan. 1, 2025 (74-86 loss)	L2
SMU	1-2	0-0	0-1	1-1	March 26, 2013 (65-67 loss)	L2
Stanford	154-132	60-49	77-78	17-5	Dec. 7, 2024 (81-89 loss)	L3
Syracuse	1-3	0-0	0-0	1-3	Nov. 20, 2014 (73-59 win)	W1
Virginia	0-2	0-1	0-1	0-0	Dec. 21, 2016 (52-56 loss)	L2
Virginia Tech	1-0	0-0	0-0	1-0	Nov. 30, 1991 (68-59 win)	W1
Wake Forest	2-1	1-0	1-0	0-1	March 24, 2000 (59-76 loss)	L1

2024-25 SEASON STATISTICS

Game Records

Record	Overall	Home	Away	Neutral
ALL GAMES	7-6	6-2	1-3	0-1
CONFERENCE	0-2	0-1	0-1	0-0
NON-CONFERENCE	7-4	6-1	1-2	0-1

Score by Periods

Team	1st	2nd	OT	TOT
California	479	542	0	1021
Opponents	463	533	0	996

Team Box Score

No.	Player				Total		3-Point		F-Throw		Rebounds													
		GP-GS	MIN	AVG	FG-FGA	FG%	3FG-3FGA	3FG%	FT-FTA	FT%	OFF	DEF	TOT	AVG	PF	DQ	A	TO	BLK	STL	PTS	AVG		
2	STOJAKOVIC, Andrej	13-13	409:24	31.5	77-175	.440	24-67	.358	70-84	.833	14	47	61	4.7	17	0	21	25	17	9	248	19.1		
0	WILKINSON, Jeremiah	13-0	269:51	20.8	54-117	.462	19-56	.339	38-48	.792	6	19	25	1.9	23	1	17	22	1	6	165	12.7		
10	BLACKSHER JR., Jovan	10-9	296:59	29.7	39-104	.375	22-56	.393	17-21	.810	5	15	20	2.0	17	0	36	28	0	13	117	11.7		
20	OMOT, BJ	4-2	105:35	26.4	16-36	.444	6-17	.353	5-8	.625	2	10	12	3.0	6	0	0	7	1	4	43	10.8		
1	OLA-JOSEPH, Joshua	12-10	234:16	19.5	35-75	.467	11-33	.333	17-23	.739	12	39	51	4.3	24	0	6	13	4	5	98	8.2		
31	PETRAITIS, Rytis	13-9	307:49	23.7	33-67	.493	6-20	.300	33-44	.750	23	29	52	4.0	37	0	21	18	5	15	105	8.1		
3	CAMPBELL, DJ	7-5	147:56	21.1	20-46	.435	5-14	.357	8-12	.667	0	11	11	1.6	13	0	9	9	0	8	53	7.6		
12	SISSOKO, Mady	13-13	308:32	23.7	31-46	.674	0-0	.000	23-34	.676	38	49	87	6.7	36	1	6	17	12	5	85	6.5		
34	DORT, Lee	13-0	196:03	15.1	16-28	.571	0-0	.000	15-26	.577	31	46	77	5.9	32	1	5	15	12	2	47	3.6		
7	MAHONEY, Spencer	10-0	93:35	9.4	10-25	.400	6-14	.429	2-5	.400	5	12	17	1.7	11	0	1	2	1	1	28	2.8		
22	TUCKER, Christian	13-4	203:06	15.6	8-28	.286	5-14	.357	5-6	.833	2	8	10	0.8	16	0	17	10	1	5	26	2.0		
13	CURTIS, Devin	5-0	16:39	3.3	1-2	.500	1-1	1.000	3-3	1.000	0	2	2	0.4	0	0	0	0	0	0	6	1.2		
14	MCCLOSKEY, Jack	2-0	03:51	1.9	0-1	.000	0-0	.000	0-0	.000	0	0	0	0.0	0	0	1	1	0	0	0	0.0		
33	PAVLOVIC, Vladimir	1-0	02:29	2.5	0-0	.000	0-0	.000	0-0	.000	0	0	0	0.0	0	0	0	1	0	1	0	0.0		
32	KARAPETIAN, Jayden	1-0	01:57	2.0	0-0	.000	0-0	.000	0-0	.000	0	1	1	1.0	0	0	0	0	0	0	0	0.0		
23	DESLER, Matt	1-0	01:57	2.0	0-0	.000	0-0	.000	0-0	.000	0	0	0	0.0	0	0	0	0	0	0	0	0.0		
Team											31	30	61				5							
Total		13	2600		340-750	.453	105-292	.360	236-314	.752	169	318	487	37.5	232	3	140	173	54	74	1021	78.5		
Opponents		13	2600		354-761	.465	104-280	.371	184-266	.692	132	285	417	32.1	257	15	161	151	56	94	996	76.6		

Team Statistics

	CAL	OPP
Scoring	1021	996
Points per game	78.5	76.6
Scoring margin	+1.9	-
Field goals-att	340-750	354-761
Field goal pct	.453	.465
3 point fg-att	105-292	104-280
3-point FG pct	.360	.371
3-pt FG made per game	8.1	8.0
Free throws-att	236-314	184-266
Free throw pct	.752	.692
F-Throws made per game	18.2	14.2
Rebounds	487	417
Rebounds per game	37.5	32.1
Rebounding margin	+5.4	-
Assists	140	161
Assists per game	10.8	12.4
Turnovers	173	151
Turnovers per game	13.3	11.6
Turnover margin	-1.7	-
Assist/turnover ratio	0.8	1.1
Steals	74	94
Steals per game	5.7	7.2
Blocks	54	56
Blocks per game	4.2	4.3
Winning streak	0	-
Home win streak	1	-
Attendance	28101	28379
Home games-Avg/Game	8-3513	4-7095
Neutral site-Avg/Game	-	1-4051

Team Results

Date	Opponent		Score	Att.
11/04/2024	CSU Bakersfield	W	86-73	3472
11/07/2024	Cal Poly	W	91-73	3203
11/13/2024	at Vanderbilt	L	69-85	5945
11/17/2024	at Southern California	W	71-66	5466
11/21/2024	Air Force	W	78-69	3631
11/24/2024	Sacramento St.	W	83-77	3662
11/27/2024	Mercyhurst	W	81-55	2093
12/03/2024	at Missouri	L	93-98	9791
12/07/2024	Stanford	L	81-89	6089
12/10/2024	Cornell	L	80-88	3035
12/14/2024	Northwestern St.	W	84-66	2916
12/21/2024	vs San Diego St.	L	50-71	4051
01/01/2025	at Pittsburgh	L	74-86	7177

2024-25 ATLANTIC COAST CONFERENCE STATISTICS

Game Records

Record	Overall	Home	Away	Neutral
ALL GAMES	0-2	0-1	0-1	0-0
CONFERENCE	0-2	0-1	0-1	0-0
NON-CONFERENCE	0-0	0-0	0-0	0-0

Score by Periods

Team	1st	2nd	OT	TOT
California	73	82	0	155
Opponents	85	90	0	175

Team Box Score

No.	Player				Total		3-Point		F-Throw		Rebounds											
		GP-GS	MIN	AVG	FG-FGA	FG%	3FG-3FGA	3FG%	FT-FTA	FT%	OFF	DEF	TOT	AVG	PF	DQ	A	TO	BLK	STL	PTS	AVG
2	STOJAKOVIC, Andrej	2-2	68:56	34.5	15-35	.429	4-10	.400	10-12	.833	2	4	6	3.0	3	0	3	3	1	2	44	22.0
0	WILKINSON, Jeremiah	2-0	47:57	24.0	8-24	.333	2-10	.200	10-11	.909	1	5	6	3.0	2	0	2	1	0	0	28	14.0
31	PETRAITIS, Rytis	2-2	53:12	26.6	7-13	.538	2-5	.400	4-5	.800	4	4	8	4.0	8	0	1	1	1	0	20	10.0
1	OLA-JOSEPH, Joshua	1-1	27:33	27.6	4-8	.500	1-2	.500	0-0	.000	2	6	8	8.0	4	0	0	0	1	0	9	9.0
10	BLACKSHER JR., Jovan	2-2	53:36	26.8	4-18	.222	2-8	.250	4-4	1.000	1	2	3	1.5	4	0	6	3	0	2	14	7.0
12	SISSOKO, Mady	2-2	43:52	21.9	5-7	.714	0-0	.000	3-3	1.000	7	6	13	6.5	5	0	1	1	2	1	13	6.5
3	CAMPBELL, DJ	2-1	33:02	16.5	5-11	.455	1-4	.250	0-1	.000	0	1	1	0.5	2	0	3	1	0	2	11	5.5
34	DORT, Lee	2-0	36:08	18.1	1-5	.200	0-0	.000	6-9	.667	5	4	9	4.5	5	0	0	2	3	0	8	4.0
7	MAHONEY, Spencer	2-0	20:30	10.2	2-3	.667	1-2	.500	0-0	.000	1	3	4	2.0	6	0	0	0	0	0	5	2.5
22	TUCKER, Christian	2-0	15:14	7.6	1-2	.500	1-1	1.000	0-0	.000	0	1	1	0.5	1	0	2	1	0	0	3	1.5
Team											8	5	13									
Total		2	400		52-126	.413	14-42	.333	37-45	.822	31	41	72	36.0	40	0	18	13	8	7	155	77.5
Opponents		2	400		56-109	.514	19-41	.463	44-54	.815	15	47	62	31.0	37	1	35	15	17	7	175	87.5

Team Statistics

	CAL	OPP
Scoring	155	175
Points per game	77.5	87.5
Scoring margin	-10.0	-
Field goals-att	52-126	56-109
Field goal pct	.413	.514
3 point fg-att	14-42	19-41
3-point FG pct	.333	.463
3-pt FG made per game	7.0	9.5
Free throws-att	37-45	44-54
Free throw pct	.822	.815
F-Throws made per game	18.5	22.0
Rebounds	72	62
Rebounds per game	36.0	31.0
Rebounding margin	+5.0	-
Assists	18	35
Assists per game	9.0	17.5
Turnovers	13	15
Turnovers per game	6.5	7.5
Turnover margin	+1.0	-
Assist/turnover ratio	1.4	2.3
Steals	7	7
Steals per game	3.5	3.5
Blocks	8	17
Blocks per game	4.0	8.5
Winning streak	0	-
Home win streak	0	-
Attendance	6089	7177
Home games-Avg/Game	1-6089	1-7177
Neutral site-Avg/Game	-	0-0

Team Results

Date	Opponent		Score	Att.
12/07/2024	Stanford	L	81-89	6089
01/01/2025	at Pittsburgh	L	74-86	7177

2024-25 SEASON + CAREER STATISTICS

Summary

Player	Season Statistics										Career Statistics									
	GP-GS	MIN/G	FG%	3FG%	FT%	R/G	A/G	STL	BLK	PTS/G	GP-GS	MIN/G	FG%	3FG%	FT%	R/G	A/G	STL	BLK	PTS/G
BLACKSHER JR., Jovan	10-9	29.7	.375	.393	.810	2.0	3.6	13	0	11.7	133-107	29.1	.411	.349	.771	3.1	3.5	190	10	11.1
CAMPBELL, DJ	7-5	21.1	.435	.357	.667	1.6	1.3	8	0	7.6	73-50	25.2	.483	.331	.748	3.0	1.5	51	11	8.1
CURTIS, Devin	5-0	3.3	.500	1.000	1.000	0.4	0.0	0	0	1.2	21-0	4.9	.500	.500	.600	0.8	0.3	7	0	0.6
DESLER, Matt	1-0	2.0	.000	.000	.000	0.0	0.0	0	0	0.0	1-0	2.0	.000	.000	.000	0.0	0.0	0	0	0.0
DORT, Lee	13-0	15.1	.571	.000	.577	5.9	0.4	2	12	3.6	31-0	10.1	.604	.000	.475	3.7	0.3	2	24	2.5
KARAPETIAN, Jayden	1-0	2.0	.000	.000	.000	1.0	0.0	0	0	0.0	1-0	2.0	.000	.000	.000	1.0	0.0	0	0	0.0
MAHONEY, Spencer	10-0	9.4	.400	.429	.400	1.7	0.1	1	1	2.8	10-0	9.4	.400	.429	.400	1.7	0.1	1	1	2.8
MCCLOSKEY, Jack	2-0	1.9	.000	.000	.000	0.0	0.5	0	0	0.0	13-0	1.1	.000	.000	1.000	0.1	0.2	1	0	0.2
OLA-JOSEPH, Joshua	12-10	19.5	.467	.333	.739	4.3	0.5	5	4	8.2	72-53	19.1	.553	.372	.669	2.8	0.4	22	22	7.5
OMOT, BJ	4-2	26.4	.444	.353	.625	3.0	0.0	4	1	10.8	69-67	32.9	.409	.293	.716	3.9	1.3	41	61	14.1
PAVLOVIC, Vladimir	1-0	2.5	.000	.000	.000	0.0	0.0	1	0	0.0	8-0	5.7	.500	.000	.000	0.3	0.3	2	0	0.8
PETRAITIS, Rytis	13-9	23.7	.493	.300	.750	4.0	1.6	15	5	8.1	69-45	28.2	.485	.333	.689	5.8	2.8	83	50	11.8
SISSOKO, Mady	13-13	23.7	.674	.000	.676	6.7	0.5	5	12	6.5	137-72	13.4	.610	.000	.619	4.0	0.2	23	77	3.2
STOJAKOVIC, Andrej	13-13	31.5	.440	.358	.833	4.7	1.6	9	17	19.1	45-23	25.0	.422	.339	.742	3.8	1.1	22	21	11.1
TUCKER, Christian	13-4	15.6	.286	.357	.833	0.8	1.3	5	1	2.0	101-48	20.9	.395	.291	.831	1.9	2.6	66	25	6.1
WILKINSON, Jeremiah	13-0	20.8	.462	.339	.792	1.9	1.3	6	1	12.7	13-0	20.8	.462	.339	.792	1.9	1.3	6	1	12.7

Scoring

Player	Season Statistics										Career Statistics									
	FG-FGA	FG%	3FG-3FGA	3FG%	FT-FTA	FT%	PTS	PTS/G			FG-FGA	FG%	3FG-3FGA	3FG%	FT-FTA	FT%	PTS	PTS/G		
BLACKSHER JR., Jovan	39-104	.375	22-56	.393	17-21	.810	117	11.7			523-1273	.411	173-496	.349	252-327	.771	1471	11.1		
CAMPBELL, DJ	20-46	.435	5-14	.357	8-12	.667	53	7.6			227-470	.483	40-121	.331	98-131	.748	592	8.1		
CURTIS, Devin	1-2	.500	1-1	1.000	3-3	1.000	6	1.2			4-8	.500	1-2	.500	3-5	.600	12	0.6		
DESLER, Matt	0-0	.000	0-0	.000	0-0	.000	0	0.0			0-0	.000	0-0	.000	0-0	.000	0	0.0		
DORT, Lee	16-28	.571	0-0	.000	15-26	.577	47	3.6			29-48	.604	0-0	.000	19-40	.475	77	2.5		
KARAPETIAN, Jayden	0-0	.000	0-0	.000	0-0	.000	0	0.0			0-0	.000	0-0	.000	0-0	.000	0	0.0		
MAHONEY, Spencer	10-25	.400	6-14	.429	2-5	.400	28	2.8			10-25	.400	6-14	.429	2-5	.400	28	2.8		
MCCLOSKEY, Jack	0-1	.000	0-0	.000	0-0	.000	0	0.0			0-3	.000	0-2	.000	2-2	1.000	2	0.2		
OLA-JOSEPH, Joshua	35-75	.467	11-33	.333	17-23	.739	98	8.2			215-389	.553	32-86	.372	81-121	.669	543	7.5		
OMOT, BJ	16-36	.444	6-17	.353	5-8	.625	43	10.8			339-828	.409	103-351	.293	192-268	.716	973	14.1		
PAVLOVIC, Vladimir	0-0	.000	0-0	.000	0-0	.000	0	0.0			3-6	.500	0-3	.000	0-0	.000	6	0.8		
PETRAITIS, Rytis	33-67	.493	6-20	.300	33-44	.750	105	8.1			261-538	.485	45-135	.333	246-357	.689	813	11.8		
SISSOKO, Mady	31-46	.674	0-0	.000	23-34	.676	85	6.5			158-259	.610	0-0	.000	117-189	.619	433	3.2		
STOJAKOVIC, Andrej	77-175	.440	24-67	.358	70-84	.833	248	19.1			176-417	.422	58-171	.339	89-120	.742	499	11.1		
TUCKER, Christian	8-28	.286	5-14	.357	5-6	.833	26	2.0			175-443	.395	50-172	.291	216-260	.831	616	6.1		
WILKINSON, Jeremiah	54-117	.462	19-56	.339	38-48	.792	165	12.7			54-117	.462	19-56	.339	38-48	.792	165	12.7		

Totals

Player	Season Statistics										Career Statistics									
	O-REB	D-REB	TOTAL	PF	FO	A	TO	A/TO			O-REB	D-REB	TOTAL	PF	FO	A	TO	A/TO		
BLACKSHER JR., Jovan	5	15	20	17	0	36	28	1.3			56	357	413	247	7	468	242	1.9		
CAMPBELL, DJ	0	11	11	13	0	9	9	1.0			25	196	221	121	1	108	74	1.5		
CURTIS, Devin	0	2	2	0	0	0	0	0.0			4	12	16	11	0	6	6	1.0		
DESLER, Matt	0	0	0	0	0	0	0	0.0			0	0	0	0	0	0	0	0.0		
DORT, Lee	31	46	77	32	1	5	15	0.3			47	68	115	58	1	8	26	0.3		
KARAPETIAN, Jayden	0	1	1	0	0	0	0	0.0			0	1	1	0	0	0	0	0.0		
MAHONEY, Spencer	5	12	17	11	0	1	2	0.5			5	12	17	11	0	1	2	0.5		
MCCLOSKEY, Jack	0	0	0	0	0	1	1	1.0			0	1	1	1	0	2	2	1.0		
OLA-JOSEPH, Joshua	12	39	51	24	0	6	13	0.5			64	135	199	137	0	31	78	0.4		
OMOT, BJ	2	10	12	6	0	0	7	0.0			76	193	269	110	1	93	91	1.0		
PAVLOVIC, Vladimir	0	0	0	0	0	0	1	0.0			0	2	2	4	0	2	2	1.0		
PETRAITIS, Rytis	23	29	52	37	0	21	18	1.2			121	281	402	189	4	196	129	1.5		
SISSOKO, Mady	38	49	87	36	1	6	17	0.4			169	379	548	270	6	34	104	0.3		
STOJAKOVIC, Andrej	14	47	61	17	0	21	25	0.8			31	140	171	43	0	49	63	0.8		
TUCKER, Christian	2	8	10	16	0	17	10	1.7			28	165	193	170	2	260	137	1.9		
WILKINSON, Jeremiah	6	19	25	23	1	17	22	0.8			6	19	25	23	1	17	22	0.8		

GAME-BY-GAME STARTERS

OPPONENT	STARTERS					RESULT
CSU Bakersfield	Blacksher Jr.	Campbell	Stojakovic	Ola-Joseph	Sissoko	W, 86-73
Cal Poly	Blacksher Jr.	Campbell	Stojakovic	Omot	Sissoko	W, 91-73
at Vanderbilt	Blacksher Jr.	Campbell	Stojakovic	Ola-Joseph	Sissoko	L, 69-85
at USC	Blacksher Jr.	Campbell	Stojakovic	Omot	Sissoko	W, 71-66
Air Force	Tucker	Stojakovic	Ola-Joseph	Petratis	Sissoko	W, 78-69
Sacramento State	Tucker	Stojakovic	Ola-Joseph	Petratis	Sissoko	W, 83-77
Mercyhurst	Tucker	Stojakovic	Ola-Joseph	Petratis	Sissoko	W, 81-55
at Missouri	Tucker	Stojakovic	Ola-Joseph	Petratis	Sissoko	L, 93-98
Stanford	Blacksher Jr.	Stojakovic	Ola-Joseph	Petratis	Sissoko	L, 81-89
Cornell	Blacksher Jr.	Stojakovic	Ola-Joseph	Petratis	Sissoko	L, 80-88
Northwestern State	Blacksher Jr.	Stojakovic	Ola-Joseph	Petratis	Sissoko	W, 84-66
vs. San Diego State	Blacksher Jr.	Stojakovic	Ola-Joseph	Petratis	Sissoko	L, 50-71
at Pitt	Blacksher Jr.	Campbell	Stojakovic	Petratis	Sissoko	L, 74-86
at Clemson						
Virginia						
Virginia Tech						
at North Carolina						
at NC State						
Florida State						
Miami						
at SMU						
Syracuse						
NC State						
Wake Forest						
at Duke						
at Georgia Tech						
at Stanford						
SMU						
Boston College						
at Louisville						
at Notre Dame						

RECORD BY STARTING LINEUP

LINEUP	RECORD
Blacksher Jr., Campbell, Stojakovic, Ola-Joseph, Sissoko	1-1
Blacksher Jr., Campbell, Stojakovic, Omot, Sissoko	2-0
Blacksher Jr., Campbell, Stojakovic, Petratis, Sissoko	0-1
Blacksher Jr., Stojakovic, Ola-Joseph, Petratis, Sissoko	1-3
Tucker, Stojakovic, Ola-Joseph, Petratis, Sissoko	3-1

* most recent lineup

CAL RECORD WHEN...

Overall Record	7-6	Game Is Decided By 1-3 Points	0-0
Atlantic Coast Conference	0-2	Game Is Decided By 4-9 Points	3-3
Nonconference	7-4	Game Is Decided By 10-19 Points	3-2
Home	6-2	Game Is Decided By 20 Or More Points	1-1
Away	1-3		
Neutral	0-1	On Monday	1-0
Against Ranked Opponents (AP)	0-1	On Tuesday	0-2
Against Unranked Opponents	7-5	On Wednesday	1-2
		On Thursday	2-0
Leading at Halftime	6-3	On Friday	0-0
Trailing at Halftime	1-4	On Saturday	1-2
Tied at Halftime	0-0	On Sunday	2-0
In Overtime Games	0-0		
		November	6-1
Scoring 90+ Points	1-1	December	1-4
Scoring 80-89 Points	4-2	January	0-1
Scoring 70-79 Points	2-1	February	0-0
Scoring 60-69 Points	0-1	March	0-0
Scoring 50-59 Points	0-1		
Scoring Less Than 50 Points	0-0	Longest Win Streak	4
		Longest Losing Streak	3
Opponent Scores 90+ Points	0-1	Current Active Streak	12
Opponent Scores 80-89 Points	0-4		
Opponent Scores 70-79 Points	3-1		
Opponent Scores 60-69 Points	3-0		
Opponent Scores Less Than 60 Points	1-0		
Shooting 50% Or Better	3-1		
Shooting Under 50%	4-5		
Shooting 50% Or Better From 3-Point Range	1-0		
Shooting 40% Or Better From 3-Point Range	3-1		
Shooting 35% Or Better From 3-Point Range	2-3		
Shooting Under 35% From 3-Point Range	4-2		
Shooting 75% Or Better From Free-Throw Line	3-5		
Shooting Under 75% From Free-Throw Line	3-0		
Outrebounding Opponent	7-4		
Outrebounded by Opponent	0-1		
Same Rebounds As Opponent	0-1		
Recording 40+ Rebounds	2-1		
Recording Less Than 40 Rebounds	4-4		
Committing Less Than 15 Turnovers	5-2		
Committing 15 Or More Turnovers	1-5		

TEAM LEADERS

Scoring	19.1	Andrej Stojakovic
Rebounds	6.7	Mady Sissoko
Assists	3.6	Jovan Blacksher Jr.
Steals	1.3	Jovan Blacksher Jr.
Blocks	1.3	Andrej Stojakovic
Field Goals	77	Andrej Stojakovic
Field Goal %	.674	Mady Sissoko
3-Point Field Goals	24	Andrej Stojakovic
3-Point Field Goal %	.393	Jovan Blacksher Jr.
Free Throws	70	Andrej Stojakovic
Free Throw %	.833	Jovan Blacksher Jr.

STAT TRACKER

DOUBLE-DOUBLES	2024-25	CAREER
Rytis Petratis	0	9
Christian Tucker	0	3
Jovan Blacksher Jr.	0	2
Mady Sissoko	0	2
DJ Campbell	0	1
BJ Omot	0	1

TRIPLE-DOUBLES	2024-25	CAREER
Rytis Petratis	0	1

30+ POINT GAMES	2024-25	CAREER
Andrej Stojakovic	1	1
BJ Omot	0	1

20+ POINT GAMES	2024-25	CAREER
Andrej Stojakovic	6	7
Jeremiah Wilkinson	3	3
Joshua Ola-Joseph	1	1
Jovan Blacksher Jr.	0	14
BJ Omot	0	14
Rytis Petratis	0	9
DJ Campbell	0	2
Christian Tucker	0	1

10+ POINT GAMES	2024-25	CAREER
Andrej Stojakovic	13	22
Jovan Blacksher Jr.	8	80
Jeremiah Wilkinson	8	8
Mady Sissoko	5	12
Rytis Petratis	5	44
Joshua Ola-Joseph	4	27
BJ Omot	3	51
DJ Campbell	3	30
Christian Tucker	0	28

10+ REBOUND GAMES	2024-25	CAREER
Lee Dort	2	2
Mady Sissoko	1	11
Rytis Petratis	0	11
Jovan Blacksher Jr.	0	3
BJ Omot	0	1

10+ ASSIST GAMES	2024-25	CAREER
Christian Tucker	0	3
Jovan Blacksher Jr.	0	1
DJ Campbell	0	1
Rytis Petratis	0	1

LED CAL IN SCORING	2024-25	CAREER
Andrej Stojakovic	6	6
Jeremiah Wilkinson	4	4
Jovan Blacksher Jr.	2	2
Joshua Ola-Joseph	1	1

LED CAL IN REBOUNDING	2024-25	CAREER
Mady Sissoko	6	6
Lee Dort	5	5
Joshua Ola-Joseph	5	5
Andrej Stojakovic	2	2
Rytis Petratis	1	1
Jeremiah Wilkinson	1	1

LED CAL IN ASSISTS	2024-25	CAREER
Jovan Blacksher Jr.	7	7
Rytis Petratis	2	2
Andrej Stojakovic	2	2
Christian Tucker	2	2
Jeremiah Wilkinson	2	2
Lee Dort	1	1
DJ Campbell	1	1

STATISTICAL COMPARISON

CALIFORNIA	CATEGORY	CLEMSON
7-6, 0-2	RECORD	11-3, 3-0
78.5	POINTS PER GAME	78.4
45.3 (340-750)	FIELD GOAL %	45.5 (385-847)
36.0 (105-292)	3-POINT %	37.6 (126-335)
75.2 (236-314)	FREE THROW %	78.0 (202-259)
37.5	REBOUNDS PER GAME	36.1
10.8	ASSISTS PER GAME	14.4
13.3	TURNOVERS PER GAME	10.6
5.7	STEALS PER GAME	8.1
4.2	BLOCKS PER GAME	3.6

CAL SINGLE-GAME HIGHS & LOWS

Points	High: 93	at Missouri, 12/3
	Low: 50	vs. San Diego State, 12/21
FG Made	High: 31	at Missouri, 12/3
	Low: 14	vs. San Diego State, 12/21
FG Attempts	High: 71	vs. Stanford, 12/7
	Low: 52	vs. Air Force, 11/21
3PT Made	High: 12	2x; last: vs. NWSU, 12/14
	Low: 4	vs. Air Force, 11/21
3PT Attempts	High: 33	vs. Cornell, 12/10
	Low: 13	vs. Air Force, 11/21
FT Made	High: 31	vs. CSU Bakersfield, 11/4
	Low: 10	at USC, 11/17
FT Attempts	High: 40	vs. CSU Bakersfield, 11/4
	Low: 13	at USC, 11/17
Rebounds	High: 43	2x; last: vs. Cornell, 12/10
	Low: 31	at USC, 11/17
Assists	High: 18	at Missouri, 12/3
	Low: 4	vs. San Diego State, 12/21
Steals	High: 10	at Missouri, 12/3
	Low: 2	2x; last: vs. NWSU, 12/14
Blocks	High: 7	vs. San Diego State, 12/21
	Low: 1	vs. Cornell, 12/10
Turnovers	High: 20	at Vanderbilt, 11/13
	Low: 6	at Pittsburgh, 1/1
Fouls	High: 24	2x; last: at Pittsburgh, 1/1
	Low: 12	at Vanderbilt, 11/13
1st Half Pts.	High: 51	at Missouri, 12/3
	Low: 16	vs. San Diego State, 12/21
2nd Half Pts.	High: 52	vs. Cal Poly, 11/7
	Low: 29	at USC, 11/17

OPPONENT SINGLE-GAME HIGHS & LOWS

Points	High: 98	at Missouri, 12/3
	Low: 55	vs. Mercyhurst, 11/27
FG Made	High: 35	at Missouri, 12/3
	Low: 20	vs. Mercyhurst, 11/27
FG Attempts	High: 67	3x; last: vs. San Diego State, 12/21
	Low: 51	vs. Air Force, 11/21
3PT Made	High: 11	2x; last: vs. Stanford, 12/7
	Low: 3	2x last: at Missouri, 12/3
3PT Attempts	High: 32	vs. Cornell, 12/10
	Low: 9	at Missouri, 12/3
FT Made	High: 26	at Pittsburgh, 1/1
	Low: 6	vs. Air Force, 11/21
FT Attempts	High: 34	at Pittsburgh, 1/1
	Low: 11	vs. Air Force, 11/21
Rebounds	High: 49	vs. San Diego State, 12/21
	Low: 24	2x; last: vs. Mercyhurst, 11/27
Assists	High: 19	2x; last: vs. Stanford, 12/7
	Low: 6	2x; last: vs. San Diego State, 12/21
Steals	High: 18	at Vanderbilt, 11/13
	Low: 3	at Pittsburgh, 1/1
Blocks	High: 13	vs. Stanford, 12/7
	Low: 1	3x; last: vs. Mercyhurst, 11/27
Turnovers	High: 18	vs. Cal Poly, 11/7
	Low: 7	vs. Stanford, 12/7
Fouls	High: 31	vs. Sac State, 11/24
	Low: 11	vs. Cornell, 12/10
1st Half Pts.	High: 49	at Vanderbilt, 11/13
	Low: 23	vs. Mercyhurst, 11/27
2nd Half Pts.	High: 63	at Missouri, 12/3
	Low: 23	at USC, 11/17

CAL'S LAST GAME

California - 74

Record: 7-6 (0-2)

NO.	Name	Min	FG M-A	3P M-A	FT M-A	Rebounds OR DR TOT	Fouls PF FD	TP	AS	TO	ST	Blocks BS BA	+/-
31	Rytis Petraitis	F 23:43	4-7	1-2	2-3	2 2 4	4 2	11	0	0	0	1	-17
12	Mady Sissoko	C 19:11	1-2	0-0	0-0	1 4 5	4 1	2	0	1	0	1	0
2	Andrej Stojakovic	G 35:05	4-10	1-3	10-12	0 3 3	0 5	19	2	0	2	1	-17
3	DJ Campbell	G 29:59	5-11	1-4	0-1	0 1 1	2 2	11	3	1	2	0	-11
10	Jovan Blacksher Jr.	G 21:11	0-6	0-3	0-1	0 1 0	4 0	0	4	1	1	0	2
0	Jeremiah Wilkinson	29:18	6-15	2-7	10-11	1 5 6	1 7	24	2	1	0	0	-3
34	Lee Dort	20:49	0-1	0-0	2-2	1 3 4	4 2	2	0	1	0	1	-17
22	Christian Tucker	05:58	0-0	0-0	0-0	0 0 0	1 0	0	2	1	0	0	0
7	Spencer Mahoney	14:46	2-3	1-2	0-0	1 2 3	4 0	5	0	0	0	0	9
Team						4 2 6		0					
Totals			22-55	6-21	24-29	11 22 33	24 19	74	13	6	5	3	-12

Technical Fouls: Campbell 1st:17Wilkinson 1st:07

Shooting By Period		
1 st FG%	12-33	36.4%
3PT%	5-14	35.7%
FT%	13-16	81.3%
2 nd FG%	10-22	45.5%
3PT%	1-7	14.3%
FT%	11-13	84.6%
GM FG%	22-55	40.0%
3PT%	6-21	28.6%
FT%	24-29	82.8%

Dead Ball Rebounds: 1, 0



PITTSBURGH 86, CAL 74

Jan. 1, 2025

Pittsburgh, PA · Petersen Events Center



PITTSBURGH (AP) – The California men's basketball team could not hold onto a 16-point first-half advantage and fell 86-74 to Pitt on the road? in ACC play on Wednesday afternoon.

Jaland Lowe scored 27 points and dished out eight assists and Cameron Corhen had 19 points and 11 rebounds to lead Pitt (11-2, 2-0 ACC) to its 14th straight home win? at the Petersen Events Center, its longest streak since 2013-14.

The Golden Bears (7-6, 0-2) led by 16 points with 4:19 left in the first half before missing their last six shots of the half to have the lead trimmed to 42-38.

Lowe made back-to-back baskets to give Pitt a 55-48 lead with 15:02 remaining in the second half. The Panthers did not make their next field goal until the 7:54 mark when Guillermo Diaz Graham made a 3-pointer from the corner. Pitt missed five straight shots during its field-goal drought but made 11 of 13 free throws to stay in front.

Pitt led by at least six points over the final eight minutes. Cal was 1 of 7 from 3-point range in the second half.

Jeremiah Wilkinson led the Bears with 24 points – marking his third 20-point effort of the season – and six rebounds. Andrej Stojakovic added 19 points, 10 coming at the free throw line, and Rytis Petraitis scored 11. In his second game back following a groin injury, DJ Campbell was inserted into the starting lineup in place of Joshua Ola-Joseph (illness) and tallied 11 points, three assists and two steals.

Pitt - 86

Record: 11-2 (2-0)

NO.	Name	Min	FG M-A	3P M-A	FT M-A	Rebounds OR DR TOT	Fouls PF FD	TP	AS	TO	ST	Blocks BS BA	+/-
2	Cameron Corhen	F 28:37	7-8	0-0	5-7	4 7 11	5 6	19	0	0	1	1	6
25	Guillermo Diaz Graham	F 21:52	2-2	1-1	1-2	1 3 4	4 1	6	3	1	0	0	6
55	Zack Austin	F 38:03	2-7	2-5	2-2	0 2 2	1 1	8	0	1	0	1	14
3	Brandin Cummings	G 37:48	5-9	3-5	2-3	0 4 4	3 3	15	3	1	0	0	11
15	Jaland Lowe	G 36:48	9-23	1-5	8-8	0 1 1	3 4	27	8	4	0	1	2
52	Amsal Delalic	17:33	0-1	0-0	2-5	1 5 6	1 4	2	1	1	0	0	11
4	Papa Amadou Kante	09:35	0-0	0-0	3-4	1 1 2	2 2	3	1	0	1	0	6
31	Jorge Diaz Graham	09:45	1-2	1-2	3-3	0 0 0	1 1	6	0	0	0	0	-5
Team						1 2 3		0					
Totals			26-52	8-18	26-34	8 25 33	20 22	86	16	8	3	4	12

Technical Fouls: Austin 1st:17Coach 1st:17

Shooting By Period		
1 st FG%	12-27	44.4%
3PT%	3-9	33.3%
FT%	11-16	68.8%
2 nd FG%	14-25	56.0%
3PT%	5-9	55.6%
FT%	15-18	83.3%
GM FG%	26-52	50.0%
3PT%	8-18	44.4%
FT%	26-34	76.5%

Dead Ball Rebounds: 4, 1

	Cal	Pitt
Biggest lead	16 (1 st 4:19)	17 (2 nd 1:15)
Best Scoring Run	11 (1 st 4:19)	10 (2 nd 19:05)
Lead Changes	3	
Times Tied	3	
Time with Lead	20:08	18:04

Points from	Cal	Pitt
Turnovers	10	8
Paint	26	26
Second Chance	17	5
Fast Breaks	13	2
Bench	31	11

Period by Period Scoring	1st	2nd	TOT
Cal	42	32	74
Pitt	38	48	86

CAL'S LAST GAME AGAINST OPPONENT

Clemson - 67

Record: 9-8

NO.	Name	Min	FG M-A	3P M-A	FT M-A	Rebounds OR DR TOT	Fouls PF FD	TP	AS	TO	ST	Blocks BS BA	+/-
5	Hunter Tyson	F 28:31	4-8	2-4	4-4	0 5 5	3 3	14	0	1	1	0	13
10	Ben Middlebrooks	G 21:01	3-4	0-0	0-0	1 7 8	3 1	8	1	1	0	1	12
1	Chase Hunter	G 34:50	5-10	3-6	1-3	0 1 1	1 4	14	7	3	2	0	5
11	Brevin Galloway	G 33:10	4-6	1-3	4-6	0 1 1	4 3	13	1	1	0	0	11
12	Alex Hernerway	G 34:09	1-2	1-2	4-4	1 5 6	2 3	7	2	0	0	0	14
2	Dillon Hunter	12:42	0-1	0-1	0-0	0 0 0	1 1	0	3	0	0	1	-3
4	Ian Schleffelin	10:23	0-1	0-0	0-0	0 1 1	1 0	0	0	0	1	0	-3
24	PJ Hall	14:26	5-10	0-1	0-0	0 0 0	1 0	10	0	1	0	0	-2
0	Josh Beadle	05:09	0-0	0-0	0-0	0 0 0	0 0	0	0	0	0	0	-3
22	RJ Godfrey	05:39	1-1	0-0	1-2	0 0 0	1 1	3	1	0	0	0	-4
Team						1 1 2		0					
Totals			23-43	7-17	14-19	3 21 24	17 16	67	15	8	4	2	8

Technical Fouls: NONE

Shooting By Period		
1 st FG%	12-22	54.5%
3PT%	3-6	37.5%
FT%	4-6	66.7%
2 nd FG%	11-21	52.4%
3PT%	4-9	44.4%
FT%	10-13	76.9%
GM FG%	23-43	53.5%
3PT%	7-17	41.2%
FT%	14-19	73.7%

Dead Ball Rebounds: 8, 1



CLEMSON 67, CAL 59

Nov. 26, 2022 · Emerald Coast Classic

Niceville, FL · Raider Arena



NICEVILLE, Fla. (AP) – Three Golden Bears scored in double figures as California fell short in a 67-59 loss to Clemson in the third-place game at the Emerald Coast Classic on Saturday afternoon.

The Tigers (5-2) rebounded from a 74-71 loss to No. 25 Iowa on Friday that ended a three-game win streak and were paced by 14 points from both Chase Hunter and Hunter Tyson. Cal remained winless on the season, dropping to 0-7.

Hunter was 5 of 10 from the floor and had seven assists. Tyson was 4-of-8 shooting and grabbed five rebounds. The pair combined for five of the Tigers' seven 3-pointers. Brevin Galloway added 13 points and PJ Hall had 10 for Clemson, which shot 53.5 percent (23 of 43) from the field.

Devin Askew led Cal with 18 points while Lars Thiemann added 15 points on 6-of-7 shooting to go along with five rebounds and three blocks. Kuany Kuany chipped in 11 points, scoring in double figures for the first time in four games.

Clemson never trailed and led 31-28 at halftime. The Tigers opened the second half on a 15-2 run for a 46-30 lead with 14:15 to play. Hunter and Tyson each scored five points with a 3-pointer during the stretch. Cal cut the deficit to 63-57 with 30 seconds left on a fast-break layup by Askew, but didn't get closer.

The Bears' free-throw shooting kept them close, as they made 18 of 20 attempts at the charity stripe with Kuany (7 of 8) and Askew (6 of 7) highlighting the effort. Cal shot just 39.6 percent (19 of 48) from the floor and 15 percent (3 of 20) from deep in the loss.

California - 59

Record: 9-7

NO.	Name	Min	FG M-A	3P M-A	FT M-A	Rebounds OR DR TOT	Fouls PF FD	TP	AS	TO	ST	Blocks BS BA	+/-
13	Kuany Kuany	F 26:19	2-8	0-4	7-8	3 1 4	4 6	11	2	1	1	0	-8
14	Grant Newell	F 29:15	3-7	1-4	2-2	0 4 4	2 1	9	1	1	0	0	-9
21	Lars Thiemann	C 25:58	6-7	0-0	3-3	3 2 5	2 3	15	0	2	0	3	-2
1	Joel Brown	G 32:26	2-3	0-1	0-0	0 3 3	4 0	4	4	1	0	0	-8
55	Devin Askew	G 32:38	5-17	2-9	6-7	0 1 1	0 3	18	2	2	2	2	-8
0	Marsalis Roberson	10:35	0-1	0-0	0-0	0 0 0	3 0	0	3	0	0	0	-3
2	Monty Bowser	18:02	0-3	0-2	0-0	0 2 2	1 1	0	0	0	1	0	0
22	ND Okafor	13:30	1-1	0-0	0-0	0 1 1	0 3	2	0	0	0	0	-7
23	Obinna Anyanwu	11:17	0-1	0-0	0-0	0 3 3	0 0	0	0	0	0	0	2
Team						1 0 1		0					
Totals			19-48	3-20	18-20	7 17 24	16 17	59	9	11	4	3	-8

Technical Fouls: NONE

Shooting By Period		
1 st FG%	6-22	27.3%
3PT%	2-12	16.7%
FT%	14-15	93.3%
2 nd FG%	13-26	50.0%
3PT%	1-8	12.5%
FT%	4-5	80%
GM FG%	19-48	39.6%
3PT%	3-20	15.0%
FT%	18-20	90.0%

Dead Ball Rebounds: 2, 8

	CU	CAL
Biggest lead	18 (2 nd 14:15)	0 (1 st 20:00)
Best Scoring Run	13 (2 nd 14:15)	0 (2 nd 18:39)
Lead Changes	0	
Times Tied	0	
Time with Lead	38:21	00:00

Points from	CU	CAL
Turnovers	11	8
Paint	20	20
Second Chance	1	13
Fast Breaks	7	4
Bench	13	2

Period by Period Scoring	1st	2nd	TOT
CU	31	36	67
CAL	28	31	59



GUARD • FRESHMAN
6-1 • 185
POWDER SPRINGS, GA • THE SKILL FACTORY

MAJOR: Undeclared
X: @jeremiah_2k24 • **INSTAGRAM:** @_jeremiahh._

SINGLE-GAME BESTS

POINTS	
Season	25 vs. Mercyhurst, 11/27/24
Career	25 vs. Mercyhurst, 11/27/24
REBOUNDS	
Season	6, 2x; last: at Pittsburgh, 1/1/25
Career	6, 2x; last: at Pittsburgh, 1/1/25
ASSISTS	
Season	4 vs. Mercyhurst, 11/27/24
Career	4 vs. Mercyhurst, 11/27/24
STEALS	
Season	2 vs. Mercyhurst, 11/27/24
Career	2 vs. Mercyhurst, 11/27/24
BLOCKS	
Season	1 vs. Sacramento State, 11/24/24
Career	1 vs. Sacramento State, 11/24/24
FG MADE	
Season	9 vs. Mercyhurst, 11/27/24
Career	9 vs. Mercyhurst, 11/27/24
FG ATTEMPTS	
Season	15 at Pittsburgh, 1/1/25
Career	15 at Pittsburgh, 1/1/25
3FG MADE	
Season	6 vs. Mercyhurst, 11/27/24
Career	6 vs. Mercyhurst, 11/27/24
3FG ATTEMPTS	
Season	8, 2x; last: vs. Cornell, 12/10/24
Career	8, 2x; last: vs. Cornell, 12/10/24
FT MADE	
Season	10 at Pittsburgh, 1/1/25
Career	10 at Pittsburgh, 1/1/25
FT ATTEMPTS	
Season	11 at Pittsburgh, 1/1/25
Career	11 at Pittsburgh, 1/1/25
MINUTES	
Season	30 vs. Mercyhurst, 11/27/24
Career	30 vs. Mercyhurst, 11/27/24

#0 JEREMIAH WILKINSON

ABOUT WILKINSON

- One of the top freshmen in the ACC, ranking fourth among the conference's rookies in PPG (12.7)
- Averaging 17.1 PPG with 8 double-figure scoring efforts in the past 9 games after totalling just 11 points in Cal's first 4 games of the season
- Ranks eighth nationally in PPG (12.7) among players with zero starts (first among freshmen)
- Playing the fewest minutes per game (20.7) of the 5 ACC freshmen who are averaging double-figure points per game
- Named ACC Co-Rookie of the Week (Dec. 2) following a career-high 25 points scored vs. Mercyhurst (Nov. 27)
- Can score from multiple spots on the floor; is shooting 57.4% on 2-point attempts & has multiple 3-point makes in 6 games (33.9% 3FG)
- Averaged 20.8 PPG on scorching splits of .608/.545/.714 in four-game span between Nov. 21-Dec. 3 (Cal 3-1 in that stretch)
- Totaled 64 points in three games between Nov. 21-27; the most points scored by a Cal freshman in a three-game stretch since Charlie Moore scored 73 between Nov. 16-25, 2016 (38 vs. UC Irvine; 17 vs. San Diego State; 18 vs. Wyoming)
- Cal's first high school signee under head coach Mark Madsen
- One of the youngest Division I players in the country at 18 years, 7 months old; born on March 18, 2006
- Received one vote for ACC Preseason Rookie of the Year in the conference's 54-member media poll
- Averaged 33.5 points, 5.2 rebounds & 4.8 assists per game as a senior for The Skill Factory; previously attended McEachern HS
- Scored a program-record 57 points in a single game during his senior season
- Played for Game Elite on AAU circuit, the same Adidas #3SSB program that featured former Cal standout & NBA all-star Jaylen Brown
- Left-handed shooter

2024-25 GAME-BY-GAME

Opponent	Date	GS	MIN	Total		3-Pointers		Free throws		Rebounds				PF	A	TO	BLK	STL	PTS	AVG
				FG-FGA	PCT	3FG-3FGA	PCT	FT-FTA	PCT	OFF	DEF	TOT	AVG							
CSU Bakersfield	11/04/2024		13:14	1-5	.200	0-2	.000	0-0	.000	0	1	1	1.0	1	1	0	0	0	2	2.0
Cal Poly	11/07/2024		07:33	2-3	.667	0-0	.000	2-3	.667	0	0	0	0.5	0	0	0	0	1	6	4.0
at Vanderbilt	11/13/2024		09:54	0-2	.000	0-0	.000	0-0	.000	0	0	0	0.3	0	1	1	0	1	0	2.7
at Southern California	11/17/2024		06:59	1-3	.333	1-2	.500	0-0	.000	0	0	0	0.3	2	0	1	0	0	3	2.8
Air Force	11/21/2024		25:54	8-12	.667	2-3	.667	5-7	.714	2	2	4	1.0	2	1	3	0	1	23	6.8
Sacramento St.	11/24/2024		26:48	5-10	.500	1-6	.167	5-7	.714	0	2	2	1.2	4	2	3	1	0	16	8.3
Mercyhurst	11/27/2024		30:25	9-12	.750	6-8	.750	1-2	.500	0	0	0	1.0	1	4	3	0	2	25	10.7
at Missouri	12/03/2024		27:05	6-12	.500	3-5	.600	4-5	.800	1	0	1	1.0	5	1	3	0	0	19	11.8
Stanford	12/07/2024		18:39	2-9	.222	0-3	.000	0-0	.000	0	0	0	0.9	1	0	0	0	0	4	10.9
Cornell	12/10/2024		29:08	4-12	.333	2-8	.250	2-2	1.000	1	2	3	1.1	2	2	1	0	0	12	11.0
Northwestern St.	12/14/2024		22:04	7-11	.636	2-5	.400	2-2	1.000	0	2	2	1.2	2	1	3	0	1	18	11.6
vs San Diego St.	12/21/2024		22:50	3-11	.273	0-7	.000	7-9	.778	1	5	6	1.6	2	2	3	0	0	13	11.8
at Pittsburgh	01/01/2025		29:18	6-15	.400	2-7	.286	10-11	.909	1	5	6	1.9	1	2	1	0	0	24	12.7
Totals		0	269:51	54-117	.462	19-56	.339	38-48	.792	6	19	25	1.9	23	17	22	1	6	165	12.7

Player Averages

Games Played	Minutes/game	Points/game	FG Pct	3FG Pct	FT Pct	Rebounds/game	Assists/game	Turnovers/game	Assist/Turnover ratio	Steals/game	Blocks/game
13	20.8	12.7	46.2	33.9	79.2	1.9	1.3	1.7	0.8	0.5	0.1

CAREER STATS

				Field Goals		3-Point		F-Throws		Rebounds									Scoring	
SEASON	TEAM	GP-GS	MIN/AVG	FG-FGA	FG%	3FG-3FGA	3FG%	FT-FTA	FT%	OFF	DEF	TOT	AVG	PF-FO	A	TO	BLK	STL	PTS	AVG
2024-25	Cal	13-0	270/20.8	54-117	.462	19-56	.339	38-48	.792	6	19	25	1.9	23-1	17	22	1	6	165	12.7
TOTAL		13-0	270/20.8	54-117	.462	19-56	.339	38-48	.792	6	19	25	1.9	23-1	17	22	1	6	165	12.7



FORWARD • JUNIOR
6-7 • 215
BROOKLYN PARK, MN • MINNESOTA

MAJOR: Undeclared
X: @show_time_josh • **INSTAGRAM:** @joshua_olajoseph

SINGLE-GAME BESTS

POINTS	
Season	21 vs. Cornell, 12/10/24
Career	21 vs. Cornell, 12/10/24
REBOUNDS	
Season	8, 2x; last: vs. Cornell, 12/10/24
Career	8, 3x; last: vs. Cornell, 12/10/24
ASSISTS	
Season	2 vs. Sacramento State, 11/24/24
Career	2, 7x; last: vs. Sacramento State, 11/24/24
STEALS	
Season	1, 5x; last: vs. Northwestern State, 12/14/24
Career	2, 3x; last: vs. Arkansas Pine Bluff, 11/21/23
BLOCKS	
Season	2 vs. Air Force, 11/21/24
Career	2, 3x; last: vs. Air Force, 11/21/24
FG MADE	
Season	7 vs. Cornell, 12/10/24
Career	8 at Rutgers, 2/1/23
FG ATTEMPTS	
Season	11 vs. Cornell, 12/10/24
Career	13 at Rutgers, 2/1/23
3FG MADE	
Season	5 vs. Cornell, 12/10/24
Career	5 vs. Cornell, 12/10/24
3FG ATTEMPTS	
Season	7, 3x; last: vs. Northwestern State, 12/14/24
Career	7, 3x; last: vs. Northwestern State, 12/14/24
FT MADE	
Season	4, 2x; last: vs. Northwestern State, 12/14/24
Career	6 at Penn State, 1/27/24
FT ATTEMPTS	
Season	6 vs. Sacramento State, 11/24/24
Career	7 vs. UTSA, 11/10/23
MINUTES	
Season	33 vs. Sacramento State, 11/24/24
Career	38 at Rutgers, 2/1/23

#1 JOSHUA OLA-JOSEPH



ABOUT OLA-JOSEPH

PRONUNCIATION: OH-luh-joh-seff

- Missed first game of the season at Pitt (Jan. 1) due to illness
- Has carved out a key role in the Bears' rotation, making 10 starts in 12 games played
- Capable rebounder at the wing; 6+ rebounds in 6 of the past 9 games after grabbing just 3 total rebounds in first 3 games of the season
- Career-high 8 boards in back-to-back games vs. Stanford & Cornell (Dec. 7-10)
- Shooting 50% (9 of 18) from 3-point range in the past four games; was just 2-of-15 on the season prior
- Exploded for a career-high 21 points on 5-of-7 shooting from 3-point range in loss to Cornell (Dec. 10)
- All 4 double-figure scoring efforts have come in the past 7 games
- Key contributor down the stretch of Cal's road win at USC (Nov. 17); tallied 6 points & 7 rebounds in 10 second-half minutes played
- Reached 500 career points in Cal's road loss at Missouri (Dec. 3)
- One of 10 transfers to join the Golden Bears in the 2024 offseason
- Two years of eligibility remaining after playing his first two collegiate seasons at Minnesota
- Started 43 of 59 games & averaged 7.5 PPG on 57.3% shooting (180-of-314) in two seasons at Minnesota
- Shot 60.9% from the floor & 40.6% from beyond the arc as a sophomore
- Academic All-Big Ten Team selection in spring 2024
- Parents are originally from Nigeria

2024-25 GAME-BY-GAME

Opponent	Date	GS	MIN	Total		3-Pointers		Free throws		Rebounds				PF	A	TO	BLK	STL	PTS	AVG	
				FG-FGA	PCT	3FG-3FGA	PCT	FT-FTA	PCT	OFF	DEF	TOT	AVG								
CSU Bakersfield	11/04/2024	*	09:26	1-4	.250	0-2	.000	2-2	1.000	0	1	1	1.0	4	0	1	0	0	4	4.0	
Cal Poly	11/07/2024		09:50	3-6	.500	0-2	.000	0-0	.000	0	1	1	1.0	1	1	0	0	1	6	5.0	
at Vanderbilt	11/13/2024	*	11:14	1-2	.500	0-0	.000	0-0	.000	0	1	1	1.0	0	0	3	0	0	2	4.0	
at Southern California	11/17/2024		15:53	3-7	.429	0-2	.000	0-0	.000	2	5	7	2.5	0	0	0	0	1	6	4.5	
Air Force	11/21/2024	*	22:23	3-4	.750	0-0	.000	2-3	.667	1	5	6	3.2	1	1	2	2	1	8	5.2	
Sacramento St.	11/24/2024	*	32:44	2-9	.222	2-7	.286	4-6	.667	1	5	6	3.7	2	2	1	0	0	10	6.0	
Mercyhurst	11/27/2024	*	21:33	5-7	.714	0-1	.000	3-4	.750	1	5	6	4.0	4	1	1	1	0	13	7.0	
at Missouri	12/03/2024	*	17:44	3-5	.600	0-1	.000	0-0	.000	1	2	3	3.9	2	0	2	0	0	6	6.9	
Stanford	12/07/2024	*	27:33	4-8	.500	1-2	.500	0-0	.000	2	6	8	4.3	4	0	0	1	0	9	7.1	
Cornell	12/10/2024	*	29:57	7-11	.636	5-7	.714	2-4	.500	2	6	8	4.7	2	1	0	0	1	21	8.5	
Northwestern St.	12/14/2024	*	24:23	3-9	.333	3-7	.429	4-4	1.000	1	1	2	4.5	2	0	3	0	1	13	8.9	
vs San Diego St.	12/21/2024	*	11:35	0-3	.000	0-2	.000	0-0	.000	1	1	2	4.3	2	0	0	0	0	0	8.2	
Totals			10	234:16	35-75	.467	11-33	.333	17-23	.739	12	39	51	4.3	24	6	13	4	5	98	8.2

Player Averages

Games Played	Minutes/ game	Points/ game	FG Pct	3FG Pct	FT Pct	Rebounds/ game	Assists/ game	Turnovers/ game	Assist/Turnover ratio	Steals/ game	Blocks/ game
12	19.5	8.2	46.7	33.3	73.9	4.3	0.5	1.1	0.5	0.4	0.3

CAREER STATS

				Field Goals		3-Point		F-Throws		Rebounds										Scoring	
SEASON	TEAM	GP-GS	MIN/AVG	FG-FGA	FG%	3FG-3FGA	3FG%	FT-FTA	FT%	OFF	DEF	TOT	AVG	PF-FO	A	TO	BLK	STL	PTS	AVG	
2022-23	MINN	31-24	685/22.1	96-176	.545	8-21	.381	28-49	.571	32	53	85	2.7	70-0	11	44	13	12	228	7.4	
2023-24	MINN	29-19	455/15.7	84-138	.609	13-32	.406	36-49	.735	20	43	63	2.2	43-0	14	21	5	5	217	7.5	
2024-25	Cal	12-10	234/19.5	35-75	.467	11-33	.333	17-23	.739	12	39	51	4.3	24-0	6	13	4	5	98	8.2	
TOTAL FOR Cal		12-10	234/19.5	35-75	.467	11-33	.333	17-23	.739	12	39	51	4.3	24-0	6	13	4	5	98	8.2	
TOTAL		72-53	1375/19.1	215-389	.553	32-86	.372	81-121	.669	64	135	199	2.8	137-0	31	78	22	22	543	7.5	



GUARD • SOPHOMORE
6-7 • 205
CARMICHAEL, CA • STANFORD

MAJOR: Undeclared
X: @AndrejSto2 • **INSTAGRAM:** @andrejstojakovic_

SINGLE-GAME BESTS

POINTS	
Season	31 vs. Northwestern State, 12/14/24
Career	31 vs. Northwestern State, 12/14/24
REBOUNDS	
Season	7 vs. Northwestern State, 12/14/24
Career	8, 2x; last: vs. California, 3/7/24
ASSISTS	
Season	4 vs. Northwestern State, 12/14/24
Career	4 vs. Northwestern State, 12/14/24
STEALS	
Season	3 vs. #23 San Diego State, 12/21/24
Career	3, 2x; last: vs. #23 San Diego State, 12/21/24
BLOCKS	
Season	3, 2x; last: vs. #23 San Diego State, 12/21/24
Career	3, 2x; last: vs. #23 San Diego State, 12/21/24
FG MADE	
Season	11 vs. Stanford, 12/7/24
Career	11 vs. Stanford, 12/7/24
FG ATTEMPTS	
Season	25 vs. Stanford, 12/7/24
Career	25 vs. Stanford, 12/7/24
3FG MADE	
Season	4 vs. Northwestern State, 12/14/24
Career	4, 2x; last: vs. Northwestern State, 12/14/24
3FG ATTEMPTS	
Season	9 vs. Cal Poly, 11/7/24
Career	9 vs. Cal Poly, 11/7/24
FT MADE	
Season	11 vs. Sacramento State, 11/24/24
Career	11 vs. Sacramento State, 11/24/24
FT ATTEMPTS	
Season	15 vs. Sacramento State, 11/24/24
Career	15 vs. Sacramento State, 11/24/24
MINUTES	
Season	36, 4x; last: vs. Northwestern State, 12/14/24
Career	36, 4x; last: vs. Northwestern State, 12/14/24

#2 ANDREJ STOJAKOVIC



ABOUT STOJAKOVIC

PRONUNCIATION: Andre Stoy-AH-ko-vich

- One of the top scoring threats in the ACC, ranking third with 19.1 PPG
- The only player in the country averaging at least 19.1 PPG, 4.7 RPG, 1.6 APG & 1.3 BPG
- Stuffed box score with career-high 31 points, 7 rebounds, 4 assists (1 turnover) & 3 blocks vs. Northwestern State (Dec. 14)
- Versatile player who does more than score for the Bears; leads team in blocks (1.3 BPG) & is third in rebounds (4.7 RPG)
- 6-to-3 assist-to-turnover ratio in the past 3 games
- Has scored 20+ points 6 times in the past 10 games
- Improved 3-point shooter as the season has progressed; shooting 44.4% (15-36) in past 7 games (25.8%, 8 of 31 in first 6 games)
- Shooting 83.3% at the free throw line & ranks third in ACC & 25th nationally with 70 total free throws made (70 of 84)
- Shown dramatic improvements since transferring to Cal from rival Stanford, particularly in scoring (7.8 to 19.1 PPG), rebounding (3.4 to 4.7 RPG), field-goal percentage (.409 to .440), free throw percentage (.528 to .833) & blocks (0.1 to 1.3)
- One of 10 transfers to join the Golden Bears in the 2024 offseason; played freshman season at Stanford in 2023-24
- 2023 McDonald's All-American & 5-star recruit (No. 25, 247Sports Composite) out of Jesuit High School
- Son of Peja Stojakovic, a 13-year NBA veteran, 3-time NBA All-Star with Sacramento Kings & 2011 NBA champion with Dallas Mavericks
- Born in Thessaloniki, Greece
- Enjoys fishing and building LEGOs as downtime activities

2024-25 GAME-BY-GAME

Opponent	Date	GS	MIN	Total		3-Pointers		Free throws		Rebounds			PF	A	TO	BLK	STL	PTS	AVG		
				FG-FGA	PCT	3FG-3FGA	PCT	FT-FTA	PCT	OFF	DEF	TOT								AVG	
CSU Bakersfield	11/04/2024	*	29:31	3-9	.333	1-3	.333	9-9	1.000	1	5	6	6.0	2	1	1	0	1	16	16.0	
Cal Poly	11/07/2024	*	29:37	5-17	.294	2-9	.222	3-5	.600	1	5	6	6.0	2	1	0	2	0	15	15.5	
at Vanderbilt	11/13/2024	*	24:31	5-12	.417	2-6	.333	5-5	1.000	0	6	6	6.0	0	0	4	1	0	17	16.0	
at Southern California	11/17/2024	*	32:12	7-11	.636	0-2	.000	6-6	1.000	1	4	5	5.8	0	2	2	1	0	20	17.0	
Air Force	11/21/2024	*	35:12	8-19	.421	2-7	.286	3-5	.600	3	3	6	5.8	1	0	2	2	0	21	17.8	
Sacramento St.	11/24/2024	*	36:16	4-10	.400	1-4	.250	11-15	.733	1	3	4	5.5	1	3	3	1	1	20	18.2	
Mercyhurst	11/27/2024	*	31:27	5-12	.417	2-6	.333	3-5	.600	0	3	3	5.1	0	2	2	2	1	15	17.7	
at Missouri	12/03/2024	*	35:58	9-13	.692	3-4	.750	5-6	.833	1	4	5	5.1	3	3	2	0	1	26	18.8	
Stanford	12/07/2024	*	33:51	11-25	.440	3-7	.429	0-0	.000	2	1	3	4.9	3	1	3	0	0	25	19.4	
Cornell	12/10/2024	*	25:11	4-11	.364	1-4	.250	4-4	1.000	1	4	5	4.9	4	2	3	1	0	13	18.8	
Northwestern St.	12/14/2024	*	35:27	10-14	.714	4-6	.667	7-8	.875	2	5	7	5.1	0	4	1	3	0	31	19.9	
vs San Diego St.	12/21/2024	*	25:06	2-12	.167	2-6	.333	4-4	1.000	1	1	2	4.8	1	0	2	3	3	10	19.1	
at Pittsburgh	01/01/2025	*	35:05	4-10	.400	1-3	.333	10-12	.833	0	3	3	4.7	0	2	0	1	2	19	19.1	
Totals			13	409:24	77-175	.440	24-67	.358	70-84	.833	14	47	61	4.7	17	21	25	17	9	248	19.1

Player Averages

Games Played	Minutes/game	Points/game	FG Pct	3FG Pct	FT Pct	Rebounds/game	Assists/game	Turnovers/game	Assist/Turnover ratio	Steals/game	Blocks/game
13	31.5	19.1	44.0	35.8	83.3	4.7	1.6	1.9	0.8	0.7	1.3

CAREER STATS

				Field Goals		3-Point		F-Throws		Rebounds				Scoring						
SEASON	TEAM	GP-GS	MIN/AVG	FG-FGA	FG%	3FG-3FGA	3FG%	FT-FTA	FT%	OFF	DEF	TOT	AVG	PF-FO	A	TO	BLK	STL	PTS	AVG
2023-24	Stan	32-10	715/22.3	99-242	.409	34-104	.327	19-36	.528	17	93	110	3.4	26-0	28	38	4	13	251	7.8
2024-25	Cal	13-13	409/31.5	77-175	.440	24-67	.358	70-84	.833	14	47	61	4.7	17-0	21	25	17	9	248	19.1
TOTAL FOR Cal		13-13	409/31.5	77-175	.440	24-67	.358	70-84	.833	14	47	61	4.7	17-0	21	25	17	9	248	19.1
TOTAL		45-23	1124/25.0	176-417	.422	58-171	.339	89-120	.742	31	140	171	3.8	43-0	49	63	21	22	499	11.1



GUARD • JUNIOR
6-2 • 215
HAMPTON, VA • WESTERN CAROLINA

MAJOR: Undeclared
X: @dj_youngbull2x • **INSTAGRAM:** @thedjcampbell

SINGLE-GAME BESTS

POINTS	
Season	12, 2x; last: at Vanderbilt, 11/13/24
Career	23 at Wofford, 2/3/24
REBOUNDS	
Season	4 vs. Cal Poly, 11/7/24
Career	8, 2x; last: vs. The Citadel, 2/7/24
ASSISTS	
Season	3, 2x; last: at Pittsburgh, 1/1/25
Career	10 vs. Brescia, 11/13/22
STEALS	
Season	3 vs. CSU Bakersfield, 11/4/24
Career	5 at VMI, 2/24/24
BLOCKS	
Season	--
Career	1, 11x; last: at Samford, 2/14/24
FG MADE	
Season	5 at Pittsburgh, 1/1/25
Career	9 vs. VMI, 1/27/24
FG ATTEMPTS	
Season	11 at Pittsburgh, 1/1/25
Career	15 vs. Wofford, 2/3/24
3FG MADE	
Season	1, 5x; last: at Pittsburgh, 1/1/25
Career	4 at Wofford, 2/3/24
3FG ATTEMPTS	
Season	4 at Pittsburgh, 1/1/25
Career	7 vs. Wofford, 1/6/24
FT MADE	
Season	5 vs. CSU Bakersfield, 11/4/24
Career	7 vs. Chattanooga, 2/4/23
FT ATTEMPTS	
Season	6 vs. CSU Bakersfield, 11/4/24
Career	8, 2x; last: at Furman, 2/11/23
MINUTES	
Season	30 at Pittsburgh, 1/1/25
Career	38 at Wofford, 2/3/24

#3 DJ CAMPBELL



ABOUT CAMPBELL

- One of Cal's top perimeter defenders; averaging 1.1 steals per game & has 3 games with multiple swipes
- Played 20 minutes in nonconference finale vs. San Diego State (Dec. 21), his first substantial minutes in more than a month
- Missed 6 of 7 games between Nov. 21-Dec. 14 with a groin injury; only played 3 minutes vs. Stanford (Dec. 7) during that stretch
- Made first start since Nov. 17 against Pitt (Jan. 1) & tallied 11 points, 3 assists & 2 steals
- Had played in all 70 possible games of his collegiate career prior to missing Nov. 21 game vs. Air Force
- 3 double-figure scoring efforts
- Shooting 35.7% from deep in limited attempts (5 of 14)
- One of 10 transfers to join the Golden Bears in the 2024 offseason
- Played his first two collegiate seasons at Western Carolina
- Helped the Catamounts to their first 20-win season since 2009-10 as a sophomore in 2023-24
- Averaged career highs in PPG (8.2) and RPG (3.2) as a sophomore
- Shot 47% from 3-point range in Southern Conference play as a sophomore
- Scored in double figures 21 times as a sophomore - including 12 points in wins against both Notre Dame and Vanderbilt
- Was a 2,000-point scorer for Kecoughtan High School (Hampton, Va.) & recorded a 60-point game vs. Denbigh on Feb. 11, 2022

2024-25 GAME-BY-GAME

Opponent	Date	GS	MIN	Total		3-Pointers		Free throws		Rebounds				PF				PTS	AVG
				FG-FGA	PCT	3FG-3FGA	PCT	FT-FTA	PCT	OFF	DEF	TOT	AVG	A	TO	BLK	STL		
CSU Bakersfield	11/04/2024	*	23:17	3-6	.500	1-2	.500	5-6	.833	0	2	2	2.0	4	2	1	0	3	12
Cal Poly	11/07/2024	*	23:46	2-6	.333	0-0	.000	0-1	.000	0	4	4	3.0	2	3	3	0	0	8.0
at Vanderbilt	11/13/2024	*	25:06	4-8	.500	1-2	.500	3-4	.750	0	1	1	2.3	0	0	2	0	0	9.3
at Southern California	11/17/2024	*	22:42	3-7	.429	1-3	.333	0-0	.000	0	1	1	2.0	2	0	0	0	2	7.8
Stanford	12/07/2024	*	03:03	0-0	.000	0-0	.000	0-0	.000	0	0	0	1.6	0	0	0	0	0	7.0
vs San Diego St.	12/21/2024	*	20:03	3-8	.375	1-3	.333	0-0	.000	0	2	2	1.7	3	1	2	0	1	7.0
at Pittsburgh	01/01/2025	*	29:59	5-11	.455	1-4	.250	0-1	.000	0	1	1	1.6	2	3	1	0	2	11.7
Totals		5	147:56	20-46	.435	5-14	.357	8-12	.667	0	11	11	1.6	13	9	9	0	8	53

Player Averages

Games Played	Minutes/game	Points/game	FG Pct	3FG Pct	FT Pct	Rebounds/game	Assists/game	Turnovers/game	Assist/Turnover ratio	Steals/game	Blocks/game
7	21.1	7.6	43.5	35.7	66.7	1.6	1.3	1.3	1.0	1.1	0.0

CAREER STATS

				Field Goals		3-Point		F-Throws		Rebounds									Scoring	
SEASON	TEAM	GP-GS	MIN/AVG	FG-FGA	FG%	3FG-3FGA	3FG%	FT-FTA	FT%	OFF	DEF	TOT	AVG	PF-FO	A	TO	BLK	STL	PTS	AVG
2022-23	WCU	34-16	746/21.9	61-148	.412	10-46	.217	37-46	.804	11	80	91	2.7	54-0	52	24	6	20	169	5.0
2023-24	WCU	32-29	944/29.5	146-276	.529	25-61	.410	53-73	.726	14	105	119	3.7	54-1	47	41	5	23	370	11.6
2024-25	Cal	7-5	148/21.1	20-46	.435	5-14	.357	8-12	.667	0	11	11	1.6	13-0	9	9	0	8	53	7.6
TOTAL FOR Cal		7-5	148/21.1	20-46	.435	5-14	.357	8-12	.667	0	11	11	1.6	13-0	9	9	0	8	53	7.6
TOTAL		73-50	1837/25.2	227-470	.483	40-121	.331	98-131	.748	25	196	221	3.0	121-1	108	74	11	51	592	8.1



FORWARD • REDSHIRT FRESHMAN
6-9 • 230
BROOKLYN, NY • WASHINGTON STATE

MAJOR: Undeclared
X: @SpencerMahoney2 • **INSTAGRAM:** @spencer.mahoney

SINGLE-GAME BESTS

POINTS	
Season	8 vs. Mercyhurst, 11/27/24
Career	8 vs. Mercyhurst, 11/27/24
REBOUNDS	
Season	5 vs. Sacramento State, 11/24/24
Career	5 vs. Sacramento State, 11/24/24
ASSISTS	
Season	1 vs. Air Force, 11/21/24
Career	1 vs. Air Force, 11/21/24
STEALS	
Season	1 vs. Air Force, 11/21/24
Career	1 vs. Air Force, 11/21/24
BLOCKS	
Season	1 vs. #23 San Diego State, 12/21/24
Career	1 vs. #23 San Diego State, 12/21/24
FG MADE	
Season	3, 2x; last: vs. Mercyhurst, 11/27/24
Career	3, 2x; last: vs. Mercyhurst, 11/27/24
FG ATTEMPTS	
Season	6 vs. Sacramento State, 11/24/24
Career	6 vs. Sacramento State, 11/24/24
3FG MADE	
Season	2 vs. Mercyhurst, 11/27/24
Career	2 vs. Mercyhurst, 11/27/24
3FG ATTEMPTS	
Season	3, 3x; last: vs. Cornell, 12/10/24
Career	3, 3x; last: vs. Cornell, 12/10/24
FT MADE	
Season	2 vs. Cornell, 12/10/24
Career	2 vs. Cornell, 12/10/24
FT ATTEMPTS	
Season	2, 2x; last: vs. Cornell, 12/10/24
Career	2, 2x; last: vs. Cornell, 12/10/24
MINUTES	
Season	17 vs. #23 San Diego State, 12/21/24
Career	17 vs. #23 San Diego State, 12/21/24

#7 SPENCER MAHONEY



- ABOUT MAHONEY
- PRONUNCIATION: muh-HONE-ee
- Has provided valuable minutes off the bench as a strong shooter & capable rebounder
 - Shooting 42.9% from 3-point range on limited attempts (6 of 14)
 - 5 points & 3 boards in 15 minutes played at Pitt (Jan. 1)
 - Averaged 7.5 PPG & 3.5 RPG for shorthanded Cal squad in back-to-back wins vs. Sac State (Nov. 24) & Mercyhurst (Nov. 27)
 - Made collegiate debut in third game of season at Vanderbilt (Nov. 13)
 - One of 10 transfers to join the Golden Bears in the 2024 offseason
 - Utilized his redshirt option in his lone season at Washington State in 2023-24; played for now-Stanford head coach Kyle Smith at WSU
 - Wears #7 in honor of his favorite basketball player, Carmelo Anthony; grew up a New York Knicks fan and attended games in MSG
 - Started his senior season of high school at St. Benedict's Preparatory School (Newark, N.J.); later spent a postgraduate spring semester at Red Rock Academy (Las Vegas, Nev.)
 - Averaged 18 points & six rebounds per game with Red Rock Academy
 - Three-star prospect & top-50 rated power forward by 247Sports
 - Also ranked as a four-star recruit by ESPN

2024-25 GAME-BY-GAME

Opponent	Date	GS	MIN	Total		3-Pointers		Free throws		Rebounds											
				FG-FGA	PCT	3FG-3FGA	PCT	FT-FTA	PCT	OFF	DEF	TOT	AVG	PF	A	TO	BLK	STL	PTS	AVG	
at Vanderbilt	11/13/2024		00:56	0-0	.000	0-0	.000	0-0	.000	0	1	1	1.0	0	0	0	0	0	0	0.0	
Air Force	11/21/2024		07:09	0-0	.000	0-0	.000	0-0	.000	0	1	1	1.0	0	1	0	0	1	0	0.0	
Sacramento St.	11/24/2024		13:18	3-6	.500	1-3	.333	0-1	.000	2	3	5	2.3	0	0	0	0	0	7	2.3	
Mercyhurst	11/27/2024		11:35	3-5	.600	2-3	.667	0-2	.000	0	2	2	2.3	2	0	0	0	0	8	3.8	
at Missouri	12/03/2024		07:17	0-2	.000	0-1	.000	0-0	.000	0	1	1	2.0	0	0	0	0	0	0	3.0	
Stanford	12/07/2024		05:44	0-0	.000	0-0	.000	0-0	.000	0	1	1	1.8	2	0	0	0	0	0	2.5	
Cornell	12/10/2024		09:48	1-3	.333	1-3	.333	2-2	1.000	2	1	3	2.0	1	0	1	0	0	5	2.9	
Northwestern St.	12/14/2024		06:24	0-3	.000	0-0	.000	0-0	.000	0	0	0	1.8	1	0	0	0	0	0	2.5	
vs San Diego St.	12/21/2024		16:38	1-3	.333	1-2	.500	0-0	.000	0	0	0	1.6	1	0	1	1	0	3	2.6	
at Pittsburgh	01/01/2025		14:46	2-3	.667	1-2	.500	0-0	.000	1	2	3	1.7	4	0	0	0	0	5	2.8	
Totals		0	93:35	10-25	.400	6-14	.429	2-5	.400	5	12	17	1.7	11	1	2	1	1	28	2.8	

Player Averages

Games Played	Minutes/game	Points/game	FG Pct	3FG Pct	FT Pct	Rebounds/game	Assists/game	Turnovers/game	Assist/Turnover ratio	Steals/game	Blocks/game
10	9.4	2.8	40.0	42.9	40.0	1.7	0.1	0.2	0.5	0.1	0.1

CAREER STATS

				Field Goals		3-Point		F-Throws		Rebounds									Scoring	
SEASON	TEAM	GP-GS	MIN/AVG	FG-FGA	FG%	3FG-3FGA	3FG%	FT-FTA	FT%	OFF	DEF	TOT	AVG	PF-FO	A	TO	BLK	STL	PTS	AVG
2024-25	Cal	10-0	94/9.4	10-25	.400	6-14	.429	2-5	.400	5	12	17	1.7	11-0	1	2	1	1	28	2.8
TOTAL		10-0	94/9.4	10-25	.400	6-14	.429	2-5	.400	5	12	17	1.7	11-0	1	2	1	1	28	2.8



GUARD • GRADUATE
5-11 • 165
OAKLAND, CA • GRAND CANYON

MAJOR: Graduate Certificate Program
X: @ytnunahead • **INSTAGRAM:** @nuna_head

SINGLE-GAME BESTS

POINTS	
Season	19 at USC, 11/17/24
Career	26 vs. Seattle U, 2/3/22
REBOUNDS	
Season	4 vs. CSU Bakersfield, 11/4/24
Career	12 vs. Kansas City, 2/13/20
ASSISTS	
Season	8 at Missouri, 12/3/24
Career	10 vs. Montana State, 11/19/19
STEALS	
Season	5 at Missouri, 12/3/24
Career	7 vs. Grambling, 11/18/22
BLOCKS	
Season	--
Career	2, 2x; last: vs. Northern Iowa, 11/22/22
FG MADE	
Season	7 at USC, 11/17/24
Career	10 vs. Seattle U, 2/3/22
FG ATTEMPTS	
Season	14, 2x; last: vs. Cornell, 12/10/24
Career	24 vs. Wyoming, 11/22/21
3FG MADE	
Season	4, 2x; last: at USC, 11/17/24
Career	5 vs. Chicago State, 12/30/21
3FG ATTEMPTS	
Season	10 at Missouri, 12/3/24
Career	10 at Missouri, 12/3/24
FT MADE	
Season	4, 2x; last: vs. Stanford, 12/7/24
Career	7, 3x; last: vs. California Baptist, 2/5/22
FT ATTEMPTS	
Season	5 at Missouri, 12/3/24
Career	9 at San Diego State, 11/13/19
MINUTES	
Season	34 at Missouri, 12/3/24
Career	41 vs. Kansas City, 2/13/20

#10 JOVAN BLACKSHER JR.



ABOUT BLACKSHER JR.

PRONUNCIATION: JOH-von BLACK-shur

- Cal's floor general & one of two team-elected captains, alongside graduate center Mady Sissoko
- Team leader in assists (3.6); has 4+ assists in 4 games including 8 at Missouri (Dec. 3) & 7 vs. Cornell (Dec. 10)
- Looking to regain his early-season offensive form; averaged 16.3 PPG (51.1 FG%, 52.2 3FG%) in first 4 games of season but has managed just 8.6 PPG (27.5 FG%, 30.3 3FG%) in past 6 games since Dec. 3
- Missed 3 games between Nov. 21-27 due to injury
- Scored 18 of his season-high 19 points in the first half of road win at USC (Nov. 17)
- Closing in on a pair of career milestones – 29 points away from 1,500 & 36 assists away from 500
- The 2022-23 WAC Preseason Player of the Year, a two-time All-WAC selection & the 2019-20 WAC Freshman of the Year at Grand Canyon
- Was the last of 10 transfers to join the Golden Bears in the 2024 offseason
- Granted a medical hardship waiver from the NCAA this past offseason, making him eligible for a sixth season of college basketball
- Started all 97 possible games through his first three-plus seasons at Grand Canyon before suffering a knee injury on Jan. 5, 2023 that sidelined him for the next 11 months
- Dominant player in his first three seasons at Grand Canyon; averaged 13.0 PPG, 4.3 APG & 4.1 RPG in more than 32 MPG
- Took on a sixth-man role for the Lopes in 2023-24 after returning to the court following his knee injury
- Member of three NCAA Tournament teams at Grand Canyon; averaged 11.0 PPG, 3.5 APG, 3.2 RPG & 1.4 SPG in 123 games for GCU
- Originally from Oakland, California; relocated to Arizona prior to high school with his family
- Has a daughter, Demi

2024-25 GAME-BY-GAME

Opponent	Date	GS	MIN	Total		3-Pointers		Free throws		Rebounds				PF	A	TO	BLK	STL	PTS	AVG	
				FG-FGA	PCT	3FG-3FGA	PCT	FT-FTA	PCT	OFF	DEF	TOT	AVG								
CSU Bakersfield	11/04/2024	*	30:46	6-14	.429	3-7	.429	2-2	1.000	1	3	4	4.0	0	4	4	0	0	17	17.0	
Cal Poly	11/07/2024	*	31:36	6-13	.462	4-7	.571	2-2	1.000	0	3	3	3.5	3	2	1	0	3	18	17.5	
at Vanderbilt	11/13/2024	*	30:28	4-8	.500	1-2	.500	2-3	.667	0	2	2	3.0	2	4	5	0	0	11	15.3	
at Southern California	11/17/2024	*	32:15	7-11	.636	4-7	.571	1-2	.500	0	2	2	2.8	2	2	3	0	1	19	16.3	
at Missouri	12/03/2024	*	34:24	3-12	.250	3-10	.300	4-5	.800	1	2	3	2.8	3	8	1	0	5	13	15.6	
Stanford	12/07/2024	*	32:25	4-12	.333	2-5	.400	4-4	1.000	0	2	2	2.7	0	2	2	0	1	14	15.3	
Cornell	12/10/2024	*	31:36	4-14	.286	3-9	.333	0-0	.000	1	1	2	2.6	1	7	6	0	1	11	14.7	
Northwestern St.	12/14/2024	*	31:31	5-8	.625	2-3	.667	0-1	.000	1	0	1	2.4	2	3	3	0	0	12	14.4	
vs San Diego St.	12/21/2024	*	20:47	0-6	.000	0-3	.000	2-2	1.000	0	0	0	2.1	0	0	2	0	1	2	13.0	
at Pittsburgh	01/01/2025	*	21:11	0-6	.000	0-3	.000	0-0	.000	1	0	1	2.0	4	4	1	0	1	0	11.7	
Totals			9	296:59	39-104	.375	22-56	.393	17-21	.810	5	15	20	2.0	17	36	28	0	13	117	11.7

Player Averages

Games Played	Minutes/game	Points/game	FG Pct	3FG Pct	FT Pct	Rebounds/game	Assists/game	Turnovers/game	Assist/Turnover ratio	Steals/game	Blocks/game
10	29.7	11.7	37.5	39.3	81.0	2.0	3.6	2.8	1.3	1.3	0.0

CAREER STATS

				Field Goals		3-Point		F-Throws		Rebounds				Scoring						
SEASON	TEAM	GP-GS	MIN/AVG	FG-FGA	FG%	3FG-3FGA	3FG%	FT-FTA	FT%	OFF	DEF	TOT	AVG	PF-FO	A	TO	BLK	STL	PTS	AVG
2019-20	GCU	30-30	1037/34.6	112-266	.421	23-86	.267	75-100	.750	18	146	164	5.5	68-3	109	62	1	48	322	10.7
2020-21	GCU	24-24	775/32.3	106-256	.414	31-96	.323	46-57	.807	14	74	88	3.7	46-1	130	54	2	38	289	12.0
2021-22	GCU	31-31	1028/33.2	178-428	.416	61-155	.394	73-99	.737	11	77	88	2.8	62-2	124	61	2	53	490	15.8
2022-23	GCU	12-12	331/27.6	46-118	.390	10-41	.244	26-32	.813	4	24	28	2.3	22-1	29	18	3	18	128	10.7
2023-24	GCU	26-1	399/15.4	42-101	.416	26-62	.419	15-18	.833	4	21	25	1.0	32-0	40	19	2	20	125	4.8
2024-25	Cal	10-9	297/29.7	39-104	.375	22-56	.393	17-21	.810	5	15	20	2.0	17-0	36	28	0	13	117	11.7
TOTAL FOR Cal		10-9	297/29.7	39-104	.375	22-56	.393	17-21	.810	5	15	20	2.0	17-0	36	28	0	13	117	11.7
TOTAL		133-107	3867/29.1	523-1273	.411	173-496	.349	252-327	.771	56	357	413	3.1	247-7	468	242	10	190	1471	11.1



CENTER • GRADUATE

6-9 • 240

BAFOULABE, MALI • MICHIGAN STATE

MAJOR: Graduate Certificate Program
X: @MadyGSissoko • **INSTAGRAM:** madygsko_1

SINGLE-GAME BESTS

POINTS	
Season	13 vs. Cornell, 12/10/24
Career	16 vs. Kentucky, 11/15/22
REBOUNDS	
Season	11 vs. #23 San Diego State, 12/21/24
Career	12, 3x; last: vs. Penn State, 1/4/24
ASSISTS	
Season	1, 6x; last: vs. Northwestern State, 12/14/24
Career	2, 5x; last: at Michigan, 2/17/24
STEALS	
Season	1, 5x; last: vs. Cornell, 12/10/24
Career	3 vs. Kentucky, 11/15/22
BLOCKS	
Season	3 vs. Cal Poly, 11/7/24
Career	3, 2x; last: vs. Cal Poly, 11/7/24
FG MADE	
Season	6 vs. Cornell, 12/10/24
Career	6 vs. Cornell, 12/10/24
FG ATTEMPTS	
Season	9 at Missouri, 12/3/24
Career	10 vs. Kentucky, 11/15/22
3FG MADE	
Season	--
Career	--
3FG ATTEMPTS	
Season	--
Career	--
FT MADE	
Season	4, 2x; last: vs. Sacramento State, 11/24/24
Career	7 vs. Southern Indiana, 11/9/23
FT ATTEMPTS	
Season	7 vs. CSU Bakersfield, 11/4/24
Career	11 vs. Gonzaga, 11/11/22
MINUTES	
Season	29 vs. Cornell, 12/10/24
Career	34 vs. Kentucky, 11/15/22

#12 MADY SISSOKO



ABOUT SISSOKO

PRONUNCIATION: mah-DEE si-SO-ko

- Cal's anchor inside the paint & one of two team-elected captains, alongside graduate guard Jovan Blacksher Jr.
- Averaging 8.1 RPG in the past 7 games since Nov. 27, including a season-high 11 in nonconference finale vs. San Diego State (Dec. 21)
- Sixth in the ACC with 2.9 offensive rebounds per game (3.6 ORPG in past 6 games since Dec. 3)
- Scored 10+ points in 3 straight games between Dec. 3-10, the longest stretch of his career
- Shooting 67.4% from the floor; was a perfect 6-for-6 against Cornell (Dec. 10)
- One of 10 transfers to join the Golden Bears in the 2024 offseason
- Earned his undergraduate degree in Environmental Science from Michigan State in 2024
- Played in 121 career games across four seasons at Michigan State, including six NCAA Tournament games
- Averaged 5.5 RPG and shot 58.9% from the floor in 18.0 minutes per game across the past two seasons as a junior & senior
- Career highs of 6.0 RPG & 4.9 PPG on 60.6% shooting in 2022-23, when he started 30 of 31 games & helped Spartans reach NCAA Sweet 16
- Native of Bafoulabe, Mali, West Africa; arrived in the United States in 2016
- Son of Kassim Sissoko & Fatoumata Kanoufe; has nine older siblings (three brothers, six sisters)
- An inspirational figure; created the Mady Sissoko Foundation, a 501(c)(3) charity in which he has routed donations & other charitable contributions into building a school, a well for clean water and farming irrigation, the purchase of a tractor, & soon the construction of a medical clinic in his home village of Tangafoya in Bafoulabe, Mali. [More about Sissoko's charitable work can be read in Ron Kroichick's profile on Sissoko in the San Francisco Chronicle.](#)

2024-25 GAME-BY-GAME

Opponent	Date	GS	MIN	Total		3-Pointers		Free throws		Rebounds				PF	A	TO	BLK	STL	PTS	AVG
				FG	PCT	3FG	PCT	FT	PCT	OFF	DEF	TOT	AVG							
CSU Bakersfield	11/04/2024	*	24:37	3-3	1.000	0-0	.000	4-7	.571	4	2	6	6.0	2	1	1	1	1	10	10.0
Cal Poly	11/07/2024	*	21:23	0-0	.000	0-0	.000	3-4	.750	2	3	5	5.5	2	0	0	3	0	3	6.5
at Vanderbilt	11/13/2024	*	20:04	0-2	.000	0-0	.000	3-4	.750	2	5	7	6.0	3	0	0	1	0	3	5.3
at Southern California	11/17/2024	*	25:11	3-4	.750	0-0	.000	3-4	.750	2	3	5	5.8	2	1	2	1	0	9	6.3
Air Force	11/21/2024	*	21:49	2-3	.667	0-0	.000	0-0	.000	1	2	3	5.2	4	1	3	0	1	4	5.8
Sacramento St.	11/24/2024	*	22:26	3-3	1.000	0-0	.000	4-5	.800	3	1	4	5.0	5	0	2	1	0	10	6.5
Mercyhurst	11/27/2024	*	20:03	2-3	.667	0-0	.000	0-0	.000	2	7	9	5.6	3	1	1	1	0	4	6.1
at Missouri	12/03/2024	*	26:16	5-9	.556	0-0	.000	0-1	.000	6	3	9	6.0	3	0	0	0	1	10	6.6
Stanford	12/07/2024	*	24:41	4-5	.800	0-0	.000	3-3	1.000	6	2	8	6.2	1	1	0	1	1	11	7.1
Cornell	12/10/2024	*	29:38	6-6	1.000	0-0	.000	1-2	.500	4	4	8	6.4	4	0	2	0	1	13	7.7
Northwestern St.	12/14/2024	*	28:43	0-1	.000	0-0	.000	1-2	.500	0	7	7	6.5	3	1	1	0	0	1	7.1
vs San Diego St.	12/21/2024	*	24:30	2-5	.400	0-0	.000	1-2	.500	5	6	11	6.8	0	0	4	2	0	5	6.9
at Pittsburgh	01/01/2025	*	19:11	1-2	.500	0-0	.000	0-0	.000	1	4	5	6.7	4	0	1	1	0	2	6.5
Totals			13 308:32	31-46	.674	0-0	.000	23-34	.676	38	49	87	6.7	36	6	17	12	5	85	6.5

Player Averages

Games Played	Minutes/game	Points/game	FG Pct	3FG Pct	FT Pct	Rebounds/game	Assists/game	Turnovers/game	Assist/Turnover ratio	Steals/game	Blocks/game
13	23.7	6.5	67.4	0.0	67.6	6.7	0.5	1.3	0.4	0.4	0.9

CAREER STATS

				Field Goals		3-Point		F-Throws		Rebounds				Scoring						
SEASON	TEAM	GP-GS	MIN/AVG	FG-FGA	FG%	3FG-3FGA	3FG%	FT-FTA	FT%	OFF	DEF	TOT	AVG	PF-FO	A	TO	BLK	STL	PTS	AVG
2020-21	MSU	25-0	137/5.5	10-17	.588	0-0	.000	7-16	.438	13	32	45	1.8	24-0	0	5	9	0	27	1.1
2021-22	MSU	30-0	133/4.4	12-19	.632	0-0	.000	9-21	.429	8	22	30	1.0	33-0	1	8	13	1	33	1.1
2022-23	MSU	34-33	729/21.4	63-103	.612	0-0	.000	47-74	.635	58	148	206	6.1	95-3	18	42	28	9	173	5.1
2023-24	MSU	35-26	532/15.2	42-74	.568	0-0	.000	31-44	.705	52	128	180	5.1	82-2	9	32	15	8	115	3.3
2024-25	Cal	13-13	309/23.7	31-46	.674	0-0	.000	23-34	.676	38	49	87	6.7	36-1	6	17	12	5	85	6.5
TOTAL FOR Cal		13-13	309/23.7	31-46	.674	0-0	.000	23-34	.676	38	49	87	6.7	36-1	6	17	12	5	85	6.5
TOTAL		137-72	1839/13.4	158-259	.610	0-0	.000	117-189	.619	169	379	548	4.0	270-6	34	104	77	23	433	3.2



FORWARD • JUNIOR
6-8 • 195
MANKATO, MN • NORTH DAKOTA

MAJOR: Undeclared
X: @omot_bajedo • **INSTAGRAM:** @bajedo_omot

SINGLE-GAME BESTS

POINTS	
Season	15 at Vanderbilt, 11/13/24
Career	30 at Kansas City, 1/13/24
REBOUNDS	
Season	6 at Vanderbilt, 11/13/24
Career	10 vs. Elon, 11/12/23
ASSISTS	
Season	--
Career	5, 2x: last: vs. Portland, 12/9/23
STEALS	
Season	2 at Vanderbilt, 11/13/24
Career	3, 3x: last: vs. Omaha, 3/10/24
BLOCKS	
Season	1 vs. CSU Bakersfield, 11/4/24
Career	5 at South Dakota, 2/4/23
FG MADE	
Season	7 at Vanderbilt, 11/13/24
Career	10, 2x: last: at Kansas City, 1/13/24
FG ATTEMPTS	
Season	13 at Vanderbilt, 11/13/24
Career	21 at Iowa, 11/7/23
3FG MADE	
Season	2, 2x: last: vs. Cal Poly, 11/7/24
Career	4, 2x: last: vs. Kansas City, 1/13/24
3FG ATTEMPTS	
Season	6 vs. CSU Bakersfield, 11/4/24
Career	9 vs. Valley City State, 11/16/23
FT MADE	
Season	3 vs. CSU Bakersfield, 11/4/24
Career	13 at Kansas City, 2/18/23
FT ATTEMPTS	
Season	5 vs. CSU Bakersfield, 11/4/24
Career	14 at Kansas City, 2/18/23
MINUTES	
Season	31 at Vanderbilt, 11/13/24
Career	45 vs. Omaha, 2/11/23

#20 BJ OMOT



ABOUT OMOT

PRONUNCIATION: OH-mot (rhymes with hot)

- Has not played since Nov. 17 at USC & will miss a definite period of time due to injury
- Had previously played in all 69 possible games of his college career
- 27 points shy of 1,000 for his career
- 10+ points scored in each of Cal's first 3 games; season-high 15 on 7-of-13 shooting at Vanderbilt (Nov. 13)
- Averaging 14.0 PPG in his two games coming off the bench
- One of 10 transfers to join the Golden Bears in the 2024 offseason
- 2023-24 All-Summit League First Team selection as a sophomore at North Dakota
- Started all 65 possible games in first two years of collegiate career
- Averaged 14.8 PPG, 4.1 RPG & 1.5 APG in two seasons at North Dakota
- Breakout sophomore season saw him average 16.7 PPG & 4.2 RPG in a team-leading 35.2 minutes per game
- One of three Cal players from the state of Minnesota
- Parents are from South Sudan; immigrated to the United States in 1998

2024-25 GAME-BY-GAME

Opponent	Date	GS	MIN	Total		3-Pointers		Free throws		Rebounds				PF A TO BLK STL PTS AVG						
				FG-FGA	PCT	3FG-3FGA	PCT	FT-FTA	PCT	OFF	DEF	TOT	AVG	PF	A	TO	BLK	STL	PTS	AVG
CSU Bakersfield	11/04/2024		28:53	4-9	.444	2-6	.333	3-5	.600	1	3	4	4.0	2	0	2	1	1	13	13.0
Cal Poly	11/07/2024	*	20:10	3-8	.375	2-4	.500	2-3	.667	0	0	0	2.0	0	0	2	0	1	10	11.5
at Vanderbilt	11/13/2024		30:29	7-13	.538	1-3	.333	0-0	.000	1	5	6	3.3	1	0	2	0	2	15	12.7
at Southern California	11/17/2024	*	26:04	2-6	.333	1-4	.250	0-0	.000	0	2	2	3.0	3	0	1	0	0	5	10.8
Totals		2	105:35	16-36	.444	6-17	.353	5-8	.625	2	10	12	3.0	6	0	7	1	4	43	10.8

Player Averages

Games Played	Minutes/game	Points/game	FG Pct	3FG Pct	FT Pct	Rebounds/game	Assists/game	Turnovers/game	Assist/Turnover ratio	Steals/game	Blocks/game
4	26.4	10.8	44.4	35.3	62.5	3.0	0.0	1.8	0.0	1.0	0.3

CAREER STATS

				Field Goals		3-Point		F-Throws		Rebounds								Scoring		
SEASON	TEAM	GP-GS	MIN/AVG	FG-FGA	FG%	3FG-3FGA	3FG%	FT-FTA	FT%	OFF	DEF	TOT	AVG	PF-FO	A	TO	BLK	STL	PTS	AVG
2022-23	UND	33-33	1042/31.6	131-331	.396	44-146	.301	89-120	.742	32	90	122	3.7	54-1	47	41	31	13	395	12.0
2023-24	UND	32-32	1126/35.2	192-461	.416	53-188	.282	98-140	.700	42	93	135	4.2	50-0	46	43	29	24	535	16.7
2024-25	Cal	4-2	106/26.4	16-36	.444	6-17	.353	5-8	.625	2	10	12	3.0	6-0	0	7	1	4	43	10.8
TOTAL FOR Cal		4-2	106/26.4	16-36	.444	6-17	.353	5-8	.625	2	10	12	3.0	6-0	0	7	1	4	43	10.8
TOTAL		69-67	2273/32.9	339-828	.409	103-351	.293	192-268	.716	76	193	269	3.9	110-1	93	91	61	41	973	14.1



GUARD • SENIOR
6-3 • 180
MESA, AZ • UTSA

MAJOR: Undeclared
X:@Ctuck_10 • INSTAGRAM: @ctuck__

SINGLE-GAME BESTS

POINTS	
Season	8 vs. Cal Poly, 11/7/24
Career	23 at Little Rock, 12/13/23
REBOUNDS	
Season	3 vs. Sacramento State, 11/24/24
Career	9 vs. Dallas Christian, 1/3/22
ASSISTS	
Season	3 vs. Mercyhurst, 11/27/24
Career	14 vs. Tulsa, 2/28/24
STEALS	
Season	2 vs. #23 San Diego State, 12/21/24
Career	4, 3x; last: vs. Tulsa, 2/28/24
BLOCKS	
Season	1 vs. Mercyhurst, 11/27/24
Career	2, 3x; last: at North Texas, 2/24/24
FG MADE	
Season	2, 3x; last: vs. Mercyhurst, 11/27/24
Career	6, 3x; last: vs. UAB, 1/2/24
FG ATTEMPTS	
Season	4, 3x; last: vs. Sacramento State, 11/24/24
Career	14 at Charlotte, 1/15/22
3FG MADE	
Season	2 vs. Cal Poly, 11/7/24
Career	4, 2x; last: at Little Rock, 12/13/23
3FG ATTEMPTS	
Season	3, 3x; last: vs. Sacramento State, 11/24/24
Career	7, 2x; last: vs. Arkansas-Fort Smith, 12/10/23
FT MADE	
Season	2, 2x; last: vs. Cal Poly, 11/7/24
Career	12 vs. Western Illinois, 11/6/23
FT ATTEMPTS	
Season	2, 3x; last: vs. Air Force, 11/21/24
Career	15 vs. Western Illinois, 11/6/23
MINUTES	
Season	34 vs. Air Force, 11/21/24
Career	41 vs. Florida Atlantic, 1/21/24

#22 CHRISTIAN TUCKER



ABOUT TUCKER

- Earning rotational minutes in Cal's backcourt; has played in all 12 games & is averaging 1.3 APG
- Averaged nearly 23 minutes in 4 starts between Nov. 21-Dec. 3 when filling the primary point guard role in Jovan Blacksher Jr.'s absence
- Multiple assists in 5 of Cal's first 7 games, including season-high 3 vs. Mercyhurst (Nov. 27)
- Tallied 8 points, 2 boards, 2 assists in comeback win vs. Cal Poly on Nov. 7
- One of 10 transfers to join the Golden Bears in the 2024 offseason
- Owned one of the country's best assist rates as a junior in 2023-24 at UTSA, ranking 34th with 5.4 APG
- Also posted a 2.62 assist-to-turnover ratio as a junior (42nd nationally)
- Breakout junior year at UTSA saw him average 11.3 PPG, 2.9 RPG & 1.1 SPG along with 5.4 APG
- Three double-doubles in 2023-24 season, all of the points-assists variation
- Matched the UTSA & American Athletic Conference (AAC) single-game assist record with 14 against Tulsa (Feb. 28, 2024)
- Improved as a scorer as his role increased at UTSA, scoring in double figures 21 times in 2023-24
- Led the AAC in free-throw percentage (87.5%, 126-of-144)

2024-25 GAME-BY-GAME

Opponent	Date	GS	MIN	Total		3-Pointers		Free throws		Rebounds				PF	A	TO	BLK	STL	PTS	AVG
				FG-FGA	PCT	3FG-3FGA	PCT	FT-FTA	PCT	OFF	DEF	TOT	AVG							
CSU Bakersfield	11/04/2024		14:21	0-2	.000	0-0	.000	2-2	1.000	0	1	1	1.0	0	2	0	0	1	2	2.0
Cal Poly	11/07/2024		17:05	2-3	.667	2-3	.667	2-2	1.000	1	1	2	1.5	4	2	2	0	0	8	5.0
at Vanderbilt	11/13/2024		12:18	0-2	.000	0-1	.000	0-0	.000	0	0	0	1.0	0	1	1	0	0	0	3.3
at Southern California	11/17/2024		12:15	0-4	.000	0-0	.000	0-0	.000	0	0	0	0.8	2	2	0	0	0	0	2.5
Air Force	11/21/2024	*	33:45	0-4	.000	0-3	.000	1-2	.500	0	1	1	0.8	0	2	1	0	1	1	2.2
Sacramento St.	11/24/2024	*	21:18	2-4	.500	1-3	.333	0-0	.000	1	2	3	1.2	4	0	2	0	0	5	2.7
Mercyhurst	11/27/2024	*	30:13	2-2	1.000	0-0	.000	0-0	.000	0	1	1	1.1	1	3	2	1	0	4	2.9
at Missouri	12/03/2024	*	08:47	0-0	.000	0-0	.000	0-0	.000	0	1	1	1.1	2	1	0	0	0	0	2.5
Stanford	12/07/2024		09:16	1-2	.500	1-1	1.000	0-0	.000	0	1	1	1.1	0	0	0	0	0	3	2.6
Cornell	12/10/2024		11:50	0-1	.000	0-1	.000	0-0	.000	0	0	0	1.0	0	1	1	0	1	0	2.3
Northwestern St.	12/14/2024		06:47	0-1	.000	0-1	.000	0-0	.000	0	0	0	0.9	2	0	0	0	0	0	2.1
vs San Diego St.	12/21/2024		19:13	1-3	.333	1-1	1.000	0-0	.000	0	0	0	0.8	0	1	0	0	2	3	2.2
at Pittsburgh	01/01/2025		05:58	0-0	.000	0-0	.000	0-0	.000	0	0	0	0.8	1	2	1	0	0	0	2.0
Totals		4	203:06	8-28	.286	5-14	.357	5-6	.833	2	8	10	0.8	16	17	10	1	5	26	2.0

Player Averages

Games Played	Minutes/game	Points/game	FG Pct	3FG Pct	FT Pct	Rebounds/game	Assists/game	Turnovers/game	Assist/Turnover ratio	Steals/game	Blocks/game
13	15.6	2.0	28.6	35.7	83.3	0.8	1.3	0.8	1.7	0.4	0.1

CAREER STATS

				Field Goals		3-Point		F-Throws		Rebounds									Scoring	
SEASON	TEAM	GP-GS	MIN/AVG	FG-FGA	FG%	3FG-3FGA	3FG%	FT-FTA	FT%	OFF	DEF	TOT	AVG	PF-FO	A	TO	BLK	STL	PTS	AVG
2021-22	UTSA	26-6	383/14.7	24-81	.296	5-30	.167	33-43	.767	4	39	43	1.7	31-0	29	29	7	11	86	3.3
2022-23	UTSA	30-6	451/15.0	41-85	.482	9-26	.346	52-67	.776	9	37	46	1.5	40-1	41	32	7	14	143	4.8
2023-24	UTSA	32-32	1072/33.5	102-249	.410	31-102	.304	126-144	.875	13	81	94	2.9	83-1	173	66	10	36	361	11.3
2024-25	Cal	13-4	203/15.6	8-28	.286	5-14	.357	5-6	.833	2	8	10	0.8	16-0	17	10	1	5	26	2.0
TOTAL FOR Cal		13-4	203/15.6	8-28	.286	5-14	.357	5-6	.833	2	8	10	0.8	16-0	17	10	1	5	26	2.0
TOTAL		101-48	2109/20.9	175-443	.395	50-172	.291	216-260	.831	28	165	193	1.9	170-2	260	137	25	66	616	6.1



FORWARD • JUNIOR
6-7 • 210
ARLINGTON, TX • AIR FORCE

MAJOR: Undeclared
X: @Rytis331 • **INSTAGRAM:** @rytis31

SINGLE-GAME BESTS

POINTS	
Season	17 at Missouri, 12/3/24
Career	27 vs. Colorado State, 3/9/24
REBOUNDS	
Season	8 vs. Northwestern State, 12/14/24
Career	13, 2x; last: at Colorado State, 1/10/23
ASSISTS	
Season	5, 2x; last: at Missouri, 12/3/24
Career	11 at UNLV, 1/23/24
STEALS	
Season	4 vs. Air Force, 11/21/24
Career	5 vs. Fresno State, 2/10/24
BLOCKS	
Season	1, 5x; last: vs. #23 San Diego State, 12/21/24
Career	4 vs. UNLV, 2/21/24
FG MADE	
Season	5 vs. Sacramento State, 11/24/24
Career	10 vs. Colorado State, 3/9/24
FG ATTEMPTS	
Season	9 vs. Sacramento State, 11/24/24
Career	19 at Utah State, 3/1/24
3FG MADE	
Season	1, 6x; last: at Pittsburgh, 1/1/25
Career	3 vs. Northern Colorado, 12/21/23
3FG ATTEMPTS	
Season	3, 4x; last: vs. Northwestern State, 12/14/24
Career	6 vs. UNLV, 2/21/24
FT MADE	
Season	8 at Missouri, 12/3/24
Career	13 at San Jose State, 2/13/24
FT ATTEMPTS	
Season	8, 2x; last: at Missouri, 12/3/24
Career	18 at San Jose State, 2/13/24
MINUTES	
Season	36 vs. Air Force, 11/21/24
Career	45 at UNLV, 3/8/23

#31 RYTIS PETRAITIS



ABOUT PETRAITIS

PRONUNCIATION: REE-tis peh-TRY-tis

- Does it all for the Golden Bears in a Swiss Army Knife-type role on both ends of the floor
- Averaging 1.2 steals per game; 4 games with 3+ steals, including season-high 4 vs. former team Air Force (Nov. 21)
- Double-figure points in 5 games; had season-high 17 at Missouri (Dec. 3)
- Third on the team in free throw makes (33) & attempts (44)
- Grabbed multiple offensive rebounds in 7 games; pulled down a season-high 8 total rebounds vs. Northwestern State (Dec. 14)
- Tallied a team-high 4 steals to go along with 12 points, 5 rebounds & 2 assists in a win vs. Air Force, his former team of two years
- One of 10 transfers to join the Golden Bears in the 2024 offseason
- Averaged 12.6 PPG, 6.3 RPG & 3.1 APG in 56 career games played across two seasons for Air Force
- Led Air Force in five statistical categories as a sophomore in 2023-24; PPG (15.7), RPG (6.3), APG (3.7), SPG (1.6) & BPG (0.9)
- One of only 11 players nationally to average at least 15.7 PPG, 6.3 RPG & 3.7 APG in 2023-24 season
- Registered a triple-double (18 points, 13 rebounds, 11 assists) at UNLV on Jan. 23, 2024
- Top scoring freshman in the Mountain West Conference in 2022-23, totaling 317 points (10.4 PPG)
- Participated in Lithuania's 2024 international training camp, playing in multiple friendly events for the national squad
- Has dual citizenship in the United States & Lithuania; can speak fluent Lithuanian
- Parents, Ramas & Reda, both played basketball at Oregon State

2024-25 GAME-BY-GAME

Opponent	Date	GS	MIN	Total		3-Pointers		Free throws		Rebounds				PF	A	TO	BLK	STL	PTS	AVG
				FG-FGA	PCT	3FG-3FGA	PCT	FT-FTA	PCT	OFF	DEF	TOT	AVG							
CSU Bakersfield	11/04/2024		10:32	2-4	.500	0-1	.000	2-2	1.000	3	0	3	3.0	2	0	0	0	0	6	6.0
Cal Poly	11/07/2024		20:23	3-4	.750	1-1	1.000	6-8	.750	4	2	6	4.5	0	1	2	0	3	13	9.5
at Vanderbilt	11/13/2024		14:08	1-3	.333	0-0	.000	3-3	1.000	1	0	1	3.3	3	0	1	0	0	5	8.0
at Southern California	11/17/2024		11:40	0-1	.000	0-1	.000	0-0	.000	0	1	1	2.8	2	1	1	0	0	0	6.0
Air Force	11/21/2024	*	35:37	4-6	.667	0-0	.000	4-5	.800	2	3	5	3.2	3	2	2	0	4	12	7.2
Sacramento St.	11/24/2024	*	29:53	5-9	.556	1-3	.333	2-5	.400	1	2	3	3.2	4	5	1	1	3	13	8.2
Mercyhurst	11/27/2024	*	27:58	1-6	.167	0-2	.000	0-0	.000	1	3	4	3.3	1	2	0	1	1	2	7.3
at Missouri	12/03/2024	*	28:45	4-7	.571	1-3	.333	8-8	1.000	1	2	3	3.3	4	5	4	0	3	17	8.5
Stanford	12/07/2024	*	29:29	3-6	.500	1-3	.333	2-2	1.000	2	2	4	3.3	4	1	1	1	0	9	8.6
Cornell	12/10/2024	*	22:30	2-6	.333	0-1	.000	1-2	.500	1	4	5	3.5	3	2	2	0	1	5	8.2
Northwestern St.	12/14/2024	*	33:24	2-5	.400	1-3	.333	2-4	.500	3	5	8	3.9	4	2	2	1	0	7	8.1
vs San Diego St.	12/21/2024	*	19:48	2-3	.667	0-0	.000	1-2	.500	2	3	5	4.0	3	0	2	1	0	5	7.8
at Pittsburgh	01/01/2025	*	23:43	4-7	.571	1-2	.500	2-3	.667	2	2	4	4.0	4	0	0	0	0	11	8.1
Totals			9	307:49	33-67	.493	6-20	.300	33-44	.750	23	29	52	4.0	37	21	18	5	105	8.1

Player Averages

Games Played	Minutes/game	Points/game	FG Pct	3FG Pct	FT Pct	Rebounds/game	Assists/game	Turnovers/game	Assist/Turnover ratio	Steals/game	Blocks/game
13	23.7	8.1	49.3	30.0	75.0	4.0	1.6	1.4	1.2	1.2	0.4

CAREER STATS

				Field Goals		3-Point		F-Throws		Rebounds									Scoring	
SEASON	TEAM	GP-GS	MIN/AVG	FG-FGA	FG%	3FG-3FGA	3FG%	FT-FTA	FT%	OFF	DEF	TOT	AVG	PF-FO	A	TO	BLK	STL	PTS	AVG
2022-23	USAFA	32-16	850/26.6	101-209	.483	17-52	.327	113-161	.702	53	145	198	6.2	85-1	87	51	23	30	332	10.4
2023-24	USAFA	24-20	789/32.9	127-262	.485	22-63	.349	100-152	.658	45	107	152	6.3	67-3	88	60	22	38	376	15.7
2024-25	Cal	13-9	308/23.7	33-67	.493	6-20	.300	33-44	.750	23	29	52	4.0	37-0	21	18	5	15	105	8.1
TOTAL FOR Cal		13-9	308/23.7	33-67	.493	6-20	.300	33-44	.750	23	29	52	4.0	37-0	21	18	5	15	105	8.1
TOTAL		69-45	1947/28.2	261-538	.485	45-135	.333	246-357	.689	121	281	402	5.8	189-4	196	129	50	83	813	11.8



FORWARD • JUNIOR
6-10 • 245
DALLAS, TX • VANDERBILT

MAJOR: Undeclared
X: @LeeDort • **INSTAGRAM:** @leedort80

SINGLE-GAME BESTS

POINTS	
Season	9 vs. Air Force, 11/21/24
Career	9 vs. Air Force, 11/21/24
REBOUNDS	
Season	11 vs. Cal Poly, 11/7/24
Career	11 vs. Cal Poly, 11/7/24
ASSISTS	
Season	2, 2x; last: at USC, 11/17/24
Career	2, 2x; last: at USC, 11/17/24
STEALS	
Season	2 vs. Sacramento State, 11/24/24
Career	2 vs. Sacramento State, 11/24/24
BLOCKS	
Season	2, 4x; last: vs. Northwestern State, 12/14/24
Career	2, 7x; last: vs. Northwestern State, 12/14/24
FG MADE	
Season	4 vs. Cal Poly, 11/7/24
Career	4 vs. Cal Poly, 11/7/24
FG ATTEMPTS	
Season	5 vs. Cal Poly, 11/7/24
Career	5 vs. Cal Poly, 11/7/24
3FG MADE	
Season	--
Career	--
3FG ATTEMPTS	
Season	--
Career	--
FT MADE	
Season	4, 2x; last: vs. Stanford, 12/7/24
Career	4, 2x; last: vs. Stanford, 12/7/24
FT ATTEMPTS	
Season	7 vs. Stanford, 12/7/24
Career	7 vs. Stanford, 12/7/24
MINUTES	
Season	21 at Pittsburgh, 1/1/25
Career	21 at Pittsburgh, 1/1/25

#34 LEE DORT



ABOUT DORT

- Has shown flashes of dominance in the paint defensively & on the boards in his first year as Golden Bear
- Logging 15.1 minutes per game off the bench in relief of Mady Sissoko
- Back-to-back games with 10+ rebounds vs. Cal Poly (Nov. 7) & at Vanderbilt (Nov. 13)
- 10th in the ACC with 2.4 offensive rebounds per game; has grabbed at least two offensive boards in 10 of 13 games this season
- Has tallied 7 blocks in the past 6 games
- Averaging just 3.6 PPG but shooting 57.1% from the floor (16 of 28)
- First of 10 transfers to join the Golden Bears in the 2024 offseason
- Played in 18 games across two seasons at Vanderbilt, averaging 1.7 PPG & 2.1 RPG
- Totaled 12 blocks & shot 65% (13-of-20) from the field in 17 games as a freshman in 2022-23
- Speaks four different languages
- Born in Saint Marc, Haiti
- Completed his prep career in the greater Dallas, Texas, area before arriving at Vanderbilt as the No. 43 recruit in the nation (Rivals)

2024-25 GAME-BY-GAME

Opponent	Date	GS	MIN	Total		3-Pointers		Free throws		Rebounds				PF	A	TO	BLK	STL	PTS	AVG
				FG-FGA	PCT	3FG-3FGA	PCT	FT-FTA	PCT	OFF	DEF	TOT	AVG							
CSU Bakersfield	11/04/2024		15:23	1-1	1.000	0-0	.000	2-5	.400	2	4	6	6.0	3	1	1	1	0	4	4.0
Cal Poly	11/07/2024		18:37	4-5	.800	0-0	.000	0-0	.000	6	5	11	8.5	4	2	0	0	0	8	6.0
at Vanderbilt	11/13/2024		18:60	2-3	.667	0-0	.000	0-2	.000	4	6	10	9.0	3	0	1	1	0	4	5.3
at Southern California	11/17/2024		14:49	1-1	1.000	0-0	.000	0-1	.000	2	5	7	8.5	2	2	3	2	0	2	4.5
Air Force	11/21/2024		12:24	3-4	.750	0-0	.000	3-5	.600	2	2	4	7.6	5	0	1	0	0	9	5.4
Sacramento St.	11/24/2024		17:17	1-2	.500	0-0	.000	0-0	.000	2	4	6	7.3	1	0	0	1	2	2	4.8
Mercyhurst	11/27/2024		14:13	1-3	.333	0-0	.000	4-4	1.000	2	6	8	7.4	2	0	3	0	0	6	5.0
at Missouri	12/03/2024		13:44	1-2	.500	0-0	.000	0-0	.000	2	5	7	7.4	2	0	2	2	0	2	4.6
Stanford	12/07/2024		15:19	1-4	.250	0-0	.000	4-7	.571	4	1	5	7.1	1	0	1	2	0	6	4.8
Cornell	12/10/2024		08:39	0-0	.000	0-0	.000	0-0	.000	1	3	4	6.8	0	0	1	0	0	0	4.3
Northwestern St.	12/14/2024		11:17	1-1	1.000	0-0	.000	0-0	.000	1	1	2	6.4	2	0	0	2	0	2	4.1
vs San Diego St.	12/21/2024		14:32	0-1	.000	0-0	.000	0-0	.000	2	1	3	6.1	3	0	1	0	0	0	3.8
at Pittsburgh	01/01/2025		20:49	0-1	.000	0-0	.000	2-2	1.000	1	3	4	5.9	4	0	1	1	0	2	3.6
Totals		0	196:03	16-28	.571	0-0	.000	15-26	.577	31	46	77	5.9	32	5	15	12	2	47	3.6

Player Averages

Games Played	Minutes/ game	Points/ game	FG Pct	3FG Pct	FT Pct	Rebounds/ game	Assists/ game	Turnovers/ game	Assist/Turnover ratio	Steals/ game	Blocks/ game
13	15.1	3.6	57.1	0.0	57.7	5.9	0.4	1.2	0.3	0.2	0.9

CAREER STATS

				Field Goals		3-Point		F-Throws		Rebounds											Scoring	
SEASON	TEAM	GP-GS	MIN/AVG	FG-FGA	FG%	3FG-3FGA	3FG%	FT-FTA	FT%	OFF	DEF	TOT	AVG	PF-FO	A	TO	BLK	STL			PTS	AVG
2022-23	VU	17-0	111/6.5	13-20	.650	0-0	.000	3-10	.300	16	20	36	2.1	25-0	3	10	12	0			29	1.7
2023-24	VU	1-0	7/7.0	0-0	.000	0-0	.000	1-4	.250	0	2	2	2.0	1-0	0	1	0	0			1	1.0
2024-25	Cal	13-0	196/15.1	16-28	.571	0-0	.000	15-26	.577	31	46	77	5.9	32-1	5	15	12	2			47	3.6
TOTAL FOR Cal		13-0	196/15.1	16-28	.571	0-0	.000	15-26	.577	31	46	77	5.9	32-1	5	15	12	2			47	3.6
TOTAL		31-0	314/10.1	29-48	.604	0-0	.000	19-40	.475	47	68	115	3.7	58-1	8	26	24	2			77	2.5



MARK MADSEN

CALIFORNIA MEN'S BASKETBALL HEAD COACH • 2ND SEASON AT CAL • STANFORD, 2000

Mark Madsen, a two-time NBA champion with East Bay roots and a proven track record as both a college and professional coach, was named the 19th head coach in California men's basketball history on March 29, 2023. After reinvigorating the Cal program and its fan base with a 10-win improvement in his first year at the helm in 2023-24, Madsen leads the Golden Bears into their inaugural season as members of the Atlantic Coast Conference in 2024-25.

Madsen's first year in Bear Territory was marked by Cal's best finish in the Pac-12 Conference standings since 2016-17 with a tie for sixth place (13-19, 9-11). The Bears' nine conference wins – each against a different opponent, including marquee victories against UCLA and NCAA Tournament teams Washington State, Oregon and Colorado – were the fourth-most by a first-year head coach in program history. Madsen was awarded a two-year contract extension in March 2024, keeping him in Berkeley until 2030.

'Mad Dog' – the nickname Madsen received from his fifth grade P.E. teacher at Montair Elementary School in Danville – didn't waste a second in implementing his vision for Cal men's basketball. He and his staff aggressively pursued some of the top recruits in the country in the transfer portal and on the high school level, and On3 ranked the Bears' 2023 transfer class as the eighth-best in the nation. That transfer class was highlighted by Jaylon Tyson – who went on to be selected No. 20 overall in the first round of the 2024 NBA Draft by the Cleveland Cavaliers in June 2024 – and Fardaws Aimaq, who led the Pac-12 in rebounding (11.0 RPG) and was one of only six major-conference players to average a double-double in the 2023-24 season.

Madsen and company restocked the Cal roster again through the transfer portal heading into the 2024-25 campaign; 10 of Cal's 11 scholarship newcomers this season are transfers, making up the 12th-ranked transfer class in the country (On3).

Following a decorated playing career which included a trip to the NCAA Final Four at Stanford and two NBA championships while playing for the Los Angeles Lakers, Madsen is considered a rising star in the coaching ranks. Prior to Cal, he most recently led Utah Valley to the semifinals of the 2023 NIT. Madsen was named the 2023 Western Athletic Conference Coach of the Year and led the Wolverines to a pair of conference titles during his four seasons at the helm. He was well-recognized for his efforts during the 2022-23 campaign as he was named District Coach of the Year by both the National Association of Basketball Coaches (NABC) and the United States Basketball Writers Association (USBWA) and a finalist for the Hugh Durham National Coach of the Year award, which is presented annually to the top Division I mid-major coach in college basketball.

Madsen was 70-51 (.578) overall and 39-25 (.609) in WAC play in four seasons at Utah Valley. Following an 11-win season in his first year in 2019-20, Madsen led the Wolverines to a share of the WAC regular-season title in 2020-21 and back-to-back 20-win seasons in 2021-22 and 2022-23. Madsen's 2022-23 squad won a program record 28 games and was an impressive 15-3 in WAC play.

Madsen spent six seasons as an assistant coach for the Los Angeles Lakers (2013-19) prior to leading Utah Valley. During his time on the Los Angeles bench, he coached NBA superstars LeBron James, Kobe Bryant and Steve Nash, among others. He also played alongside some of the NBA's greatest players, including Bryant, Shaquille O'Neal and Kevin Garnett. Following three seasons played with the Lakers (2000-03), Madsen played six further seasons with the Minnesota Timberwolves.

Madsen's first coaching position came as an assistant coach for the Utah Flash of the NBA Development League during the 2009-10 season. He later returned to his alma mater to earn an MBA from the Stanford Graduate School of Business in 2012 and spent the 2012-13 season as an assistant coach for the Cardinal, working in recruiting, opponent game planning and player development. A 2019 Stanford Athletics Hall of Fame inductee, Madsen earned All-America honors twice while helping lead the Cardinal to four NCAA Tournament appearances – including the 1998 Final Four – in as many seasons played from 1996-2000. He averaged 10.9 points and 7.0 rebounds per game in his Stanford career and ranks fourth in field goal percentage (.587) and sixth in rebounds (857) in program history. Madsen earned an undergraduate degree in economics from Stanford in 2000.

Madsen served a two-year mission for The Church of Jesus Christ of Latter-day Saints in Spain. Madsen and his wife, Hannah, have three sons (William, Leroy, Mark) and two daughters (Alexandria, Anastasia).

YEAR	SCHOOL	OVERALL	POSTSEASON
2019-20	Utah Valley	11-19	Postseason Canceled
2020-21	Utah Valley	11-11	--
2021-22	Utah Valley	20-12	--
2022-23	Utah Valley	28-9	NIT Semifinal
2023-24	California	13-19	--
2024-25	California	7-5 *	--
Overall		90-75 (.545)	1 appearance
at Utah Valley		70-51 (.578)	1 appearance
at California		20-24 (.454)	

* did not coach Vanderbilt game on Nov. 13

COACHING EXPERIENCE

2019-10	Utah Flash, Assistant Coach
2012-13	Stanford, Assistant Coach
2013	Los Angeles D-Fenders, Head Coach
2013-19	Los Angeles Lakers, Assistant Coach
2019-23	Utah Valley, Head Coach
2023-present	California, Head Coach

MADSEN VS. OPPONENTS

Opponent	Record	Opponent	Record
Abilene Christian	2-2	Northwestern State	1-0
Adams State	1-0	Notre Dame	0-0
Air Force	1-0	Ole Miss	0-1
Antelope Valley	3-0	Oregon	2-1
Arizona	0-2	Oregon State	1-0
Arizona State	1-1	Ottawa	1-0
Bethesda	1-0	Pacific	0-1
Boise State	0-2	Pepperdine	1-0
Boston College	0-0	Pitt	0-1
Butler	0-1	Sacramento State	1-0
BYU	2-1	SAGU AIC	1-0
Cal Poly	1-0	Sam Houston	2-0
California Baptist	5-3	Santa Clara	1-0
Chicago State	3-0	San Diego State	0-2
Cincinnati	1-0	Seattle U	3-4
Clemson	0-0	SMU	0-0
College of Idaho	1-0	Southern Utah	1-5
Colorado	2-1	St. John's	0-1
Colorado State	0-1	St. Thomas (MN)	1-0
Cornell	0-1	Stanford	1-3
CSU Bakersfield	3-1	Stephen F. Austin	1-1
Denver	1-1	Syracuse	0-0
Dixie State	2-2	Tarleton	4-2
Duke	0-0	Tulane	0-1
Florida State	0-0	UAB	1-1
Georgia Tech	0-0	UCLA	1-1
Grand Canyon	4-3	UC San Diego	1-0
Green Bay	1-0	USC	2-1
Idaho	1-0	Utah	0-2
Kansas City	0-2	UT Arlington	2-0
Kentucky	0-1	UT Rio Grande Valley	5-1
Lamar	1-1	Utah State	0-1
Long Beach State	2-1	Utah Tech	2-0
Louisville	0-0	UTEP	0-1
Mercyhurst	1-0	Vanderbilt	* 0-0
Miami	0-0	Virginia	0-0
Missouri	0-1	Virginia Tech	0-0
Montana State	0-1	Wake Forest	0-1
Morgan State	0-1	Washington	2-1
Mount St. Mary's	0-1	Washington State	1-1
New Mexico	1-0	Weber State	0-2
New Mexico State	3-5	Western Colorado	1-0
Nicholls State	1-0	Westminster	1-0
North Carolina	0-0	Wyoming	1-2
North Carolina State	0-0	Overall	90-75
North Dakota State	1-0		
Northern Arizona	2-1		

* Missed game

CAL MEN'S BASKETBALL COACHING STAFF

Head Coach: Mark Madsen (Stanford, 2000)
Associate Head Coach: Adam Mazarei (University of Redlands, 2006)
Assistant Coach: Amorrow Morgan (Idaho State, 2012)
Assistant Coach: Matt Scherbenske (Kentucky, 2010)
Assistant Coach: Jarred Jackson (Lander, 2007)
Assistant Coach: Ken Moses (Colorado State University Pueblo, 2010)



ADAM MAZAREI
ASSOCIATE HEAD COACH




AMORROW MORGAN
ASSISTANT COACH



MATT SCHERBENSKE
ASSISTANT COACH



JARRED JACKSON
ASSISTANT COACH



KEN MOSES
ASSISTANT COACH

CAL MEN'S BASKETBALL SUPPORT STAFF

Director, Business Operations: Blaire Braxton (Montana State, 2020)
Director, Operations & Player Development: Shasha Brown (Wesleyan, 2013)
Athletic Performance Coach: Sebastian Hernandez (Florida State, 2019)
Director, Creative Content: CK Hicks (San Jose State, 2018)
Director, Scouting & Video Operations: Nathan Martin (Central Arkansas)
Athletic Trainer: Barry Parsons (Kansas State, 1999)
Coordinator, Recruiting Operations: Anthony Rini (Xavier, 2017)
Graduate Assistants: Javon Harris, Greg Kopanezos, Max Lorca-Lloyd, Jalin Sinclair, Matt Worwood

CALIFORNIA MEN'S BASKETBALL • 2024-25 RADIO/TV ROSTER



0 • JEREMIAH WILKINSON
G | 6-1 | 185 | Fr.
Powder Springs, Ga.
The Skill Factory



1 • JOSHUA OLA-JOSEPH
F | 6-7 | 215 | Jr.
Brooklyn Park, Minn.
Minnesota



2 • ANDREJ STOJAKOVIC
G | 6-7 | 205 | So.
Carmichael, Calif.
Stanford




3 • DJ CAMPBELL
G | 6-2 | 205 | Jr.
Hampton, Va.
Western Carolina



7 • SPENCER MAHONEY
F | 6-9 | 230 | R-Fr.
Brooklyn, N.Y.
Washington State



9 • HUGH VANDEWEGHE
F | 6-7 | 215 | Fr.
Los Angeles, Calif.
Loyola HS



10 • JOVAN BLACKSHER JR.
G | 5-11 | 165 | Gr.
Oakland, Calif.
Grand Canyon



12 • MADY SISSOKO
C | 6-9 | 240 | Gr.
Bafoulabe, Mali
Michigan State



13 • DEVIN CURTIS
F | 6-11 | 220 | So.
Milwaukee, Wis.
Southern California Academy



14 • JACK MCCLOSKEY
G | 6-6 | 180 | Jr.
Newport Beach, Calif.
Mater Dei HS




15 • KEVIN ARMSTRONG II
G | 6-6 | 210 | Fr.
Minneapolis, Minn.
Breck School




17 • JADEN GOODALL
F | 6-6 | 175 | Fr.
Anaheim, Calif.
Canyon HS



20 • BJ OMOT
F | 6-8 | 195 | Jr.
Mankato, Minn.
North Dakota



22 • CHRISTIAN TUCKER
G | 6-3 | 180 | Sr.
Mesa, Ariz.
UTSA



23 • MATT DESLER
G | 6-1 | 180 | Sr.
Oakland, Calif.
Bishop O'Dowd HS



25 • GUS LARSON
F | 6-10 | 215 | R-Jr.
New Canaan, Conn.
Penn



30 • STEPHON MARBURY II
G | 6-1 | 170 | Fr.
Purchase, N.Y.
DME Academy




31 • RYTIS PETRAITIS
F | 6-7 | 210 | Jr.
Arlington, Texas
Air Force




32 • JAYDEN KARAPETIAN
G | 6-2 | 170 | So.
Woodland Hills, Calif.
Viewpoint School



33 • VLADIMIR PAVLOVIC
G | 6-3 | 200 | So.
Herceg Novi, Montenegro
Hoosac School



34 • LEE DORT
F | 6-10 | 245 | So.
Dallas, Texas
Vanderbilt



55 • BJ FISHER
G | 6-1 | 175 | Fr.
Ross, Calif.
Redwood HS