

THE MATCHUP

VIRGINIA TECH HOKIES

8-11, 3-5 ACC

Head Coach: Mike Young (Emory & Henry, 1986)
Record at Virginia Tech: 100-77 (6th Season)
Career Record: 399-321 (23rd Season)
vs. Clemson: 5-10 (5-3 at VT)

VS

CLEMSON TIGERS

16-4, 8-1 ACC

Head Coach: Brad Brownell (DePauw, 1991)
Record at Clemson: 281-193 (15th Season)
Career Record: 448-278 (23rd Season)
vs. Virginia Tech: 9-12

GAME 20 | VIRGINIA TECH vs. CLEMSON - 1/25/25 | 5PM | ACCN | BLACKSBURG, VA. | CASSELL COLISEUM (8,925)



@HokiesMBB

BROADCAST INFORMATION

TV | ACCN

Anish Shroff, PxP
Michael Carter-Williams, Analyst

RADIO | VT Sports Network

Zach Mackey, PxP
Mike Burnop, Analyst

VIDEO STREAM

ESPN.com and ESPN app

LIVE STATS

stats.hokiesports.com



@ClemsonMBB

PROJECTED STARTERS

Virginia Tech	Ht.	Wt.	Yr.	Hometown	PPG	RPG	Other
G 11 Ben Hammond	5-11	170	Fr.	Fairfax, Va.	4.8	1.6	Career-high 8 assists vs. Miami
G 10 Tyler Johnson	6-5	215	Fr.	Orlando, Fla.	6.3	5.3	11p/12r at Cal; 1st career dbl-dbl
G 2 Jaden Schutt	6-5	205	r-So.	Yorkville, Ill.	8.3	3.1	Team-high 40 3FG made
F 1 Tobi Lawal	6-8	215	Jr.	London, England	12.5	6.5	60.0 FG% (81-135)
C 34 Mylyjael Poteat	6-9	260	Gr.	Reidsville, N.C.	10.4	3.9	Career-high 25p vs. Miami



KEY STORYLINES

THE MATCHUP

- The Hokies have a 24-19 advantage in the all-time series with Clemson after blitzing the 15th-ranked Tigers in Blacksburg a year ago. Sean Pedulla dialed up a game-high 32 points on 9 of 16 shooting to propel Tech to the home victory.
- Prior to that VT win, Clemson had won two in a row in the series for the first time since 2014-15.
- Eleven of the last 13 meetings have been decided by single digits, including the epic showdown in the second round of the 2022 ACC Tournament in Brooklyn, N.Y., where Darius Maddox drilled a 3-pointer as time expired in overtime

to propel the Hokies to the 76-75 win.

- Over the last 13 games in the Clemson series, Tech has posted a 9-4 record.
- Tech is 15-7 as the home team in the series.
- Saturday will mark the first time since Jan. 4, 2023 that the Hokies will face an unranked Clemson squad.
- The previous two meetings featured the Tigers ranked in the AP Top 25.
- Mike Young earned his 300th career win as a head coach on Nov. 5, 2019 - a 67-60 victory at Clemson. Young is 5-5 vs. Brownell.

TOBI ON A TEAR

- Tobi Lawal has three double-doubles on the

season, which are the most by a VT player since Lynn Kidd's five from last season. Lawal had four double-doubles a year ago at VCU.

- Lawal became the first Hokie to record back-to-back double-doubles since Justyn Mutts did so in November 2022.
- The London, England native is one of four players to rank in the top 20 in both scoring and rebounding in ACC-only games.

Player	PPG	RPG
Cooper Flagg	22.9	7.3
Maxime Raynaud	20.6	10.1
Malique Ewin	17.5	9.1
Tobi Lawal	15.6	7.1

- He also ranks second in FG% in ACC-only games (61.6%).

2024-25 SCHEDULE

RECORD

8-11

ACC

3-5

NON-CONFERENCE

5-6

HOME

7-4

AWAY

1-3

NEUTRAL

0-4

Date	Opponent	TV	Time/Result
11/4	Delaware State	ACCNX	W, 83-60
11/8	USC Upstate	ACCNX	W, 93-74
11/11	Winthrop	ACCNX	W, 58-52
11/15	Penn State ¹	Peacock	L, 64-86
11/20	Jacksonville ²	ACCNX	L, 64-74
11/25	Michigan ³	FS1	L, 63-75
11/27	South Carolina ³	FS1	L, 60-70

12/4	Vanderbilt ⁴	ACCN	L, 64-80
12/7	#18 Pitt [*]	ESPNU	L, 59-64
12/12	North Carolina A&T	ACCNX	W, 95-67
12/15	Navy	ACCNX	W, 80-72
12/21	Saint Joseph's ⁵	CBSN	L, 62-82
12/31	at #4 Duke [*]	ACCN	L, 65-88

1/4	Miami [*]	ACCN	W, 86-85
1/8	at Stanford [*]	ACCN	L, 59-70
1/11	at Cal [*]	ACCN	W, 71-68
1/15	NC State [*]	ESPNU	W, 79-76
1/18	Wake Forest [*]	ACCN	L, 63-72
1/22	at Georgia Tech [*]	ESPNU	L, 64-71
1/25	Clemson [*]	ACCN	5 PM
1/29	at Florida State [*]	ACCN	7 PM

2/1	at Virginia [*]	ACCN	4 PM
2/5	SMU [*]	ACCN	9 PM
2/8	at Notre Dame [*]	CW	1 PM
2/15	Virginia [*]	CW	2 PM
2/18	at Boston College [*]	ACCN	9 PM
2/22	at Miami [*]	ACCN	6 PM
2/25	Louisville [*]	ACCN	9 PM

3/1	Syracuse [*]	CW	12 PM
3/4	North Carolina [*]	-	7 PM
3/8	at Clemson [*]	ESPNU	6 PM
3/11-15	ACC Tournament ⁶	-	-

All Times Eastern

^{*} - ACC Game

1 - Hall of Fame Series Baltimore (Baltimore, Md.)

2 - Fort Myers Tip-Off (Blacksburg, Va.)

3 - Fort Myers Tip-Off (Fort Myers, Fla.)

4 - SEC/ACC Challenge (Blacksburg, Va.)

5 - Holiday Hoopfest (Philadelphia, Pa.)

6 - ACC Tournament (Charlotte, N.C.)



CONTACT INFO

Brian Cox | Phone: (540) 250-0624
Email: bcox90@vt.edu
Associate AD, Creative Communications

QUICK FACTS

THE BASICS

University Name: Virginia Tech
Location: Blacksburg, Va.
Founded: 1872
Enrollment: 38,000
President: Dr. Tim Sands
Director of Athletics: Whit Babcock
Nickname: Hokies
Mascot: HokieBird
Colors: Chicago Maroon and Burnt Orange
Affiliation: NCAA Division I
Conference: Atlantic Coast (19th Season)

FACILITY FACTS

CASSELL COLISEUM
Capacity: 8,925
Record in Arena: 670-218 (.755)
First Game: VT vs. Alabama (Jan. 3, 1962)
Largest Crowd: 11,500 (vs. Purdue, Dec. 3, 1966)

TEAM INFORMATION

2023-24 Record: 19-15
Home/Away/Neutral: 15-2-10/2-3
Conference Record: 10-10
Home/Away: 8-2/2-8
Conference Finish: 18th
Conference Tournament: Second Round
Starters Returning/Lost: 0/5
Letterwinners Returning/Lost: 5/9
Newcomers: 9

Total seasons: 117
First season: 1908-09
All-Time Record: 1,564-1,298
All-Time ACC Record: 159-196
All-Time ACC Tournament Record: 15-19
ACC Championship Game Appearances (Titles): 1 (1 - 2022)
NCAA Tournament Appearances (Last): 13 (2022)
All-Time NCAA Record: 8-13



MEDIA INFORMATION

CREDENTIALS

Outlets interested in obtaining credentials to cover Virginia Tech basketball home games must apply for credentials via: media.hokiesports.com/credentials.

You may also email: bcox90@vt.edu.

All credentials for Virginia Tech home games this season will be issued on a single-game basis, and media seating is extremely limited.

INTERVIEW POLICY

During ACC play, Mike Young conducts weekly media press conferences, via Zoom. To request the Zoom link for a particular week, please email Brian Cox (bcox90@vt.edu).

Gamedays: Coach Mike Young and select players will be available to the media following a 10-minute cooling off period after the game. For home games, interviews of Coach Young and players will be conducted in-person in the Cassell Coliseum media center.

Non-Gamedays: All coach and player interview requests need to be arranged through the Virginia Tech Creative Communications Office - contact Brian Cox (c. 540-250-0624; e. bcox90@vt.edu). Players and coaches should not be contacted directly under any circumstances.



2024-25 VIRGINIA TECH NUMERICAL ROSTER

No.	Name	Cl.	Pos.	Ht.	Wt.	Hometown	Previous School
1	Tobi Lawal	Jr.	F	6-8	215	London, England	VCU
2	Jaden Schutt	r-So.	G	6-5	205	Yorkville, Ill.	Duke
3	Jaydon Young	So.	G	6-4	205	Goldsboro, N.C.	Greensboro Day School
4	Rodney Brown Jr.	So.	G	6-6	185	Perris, Calif.	Cal
5	Patrick Wessler	r-So.	C	7-0	250	Matthews, N.C.	Combine Academy
7	Brandon Rechsteiner	So.	G	6-1	190	Acworth, Ga.	Etowah
8	Peter Carr	Fr.	G	6-5	205	West Chester, Pa.	West Chester East
9	Conner Venable	So.	G	6-3	195	Washington, D.C.	The Heights School
10	Tyler Johnson	Fr.	G	6-5	215	Orlando, Fla.	Oak Ridge
11	Ben Hammond	Fr.	G	5-11	170	Fairfax, Va.	Paul VI
13	Ben Burnham	Sr.	F	6-7	220	Fort Mill, S.C.	College of Charleston
21	Ryan Jones Jr.	Fr.	F	6-8	240	Gainesville, Fla.	The Rock School
22	Connor Serven	Gr.	F	6-8	225	Prairie City, Ill.	St. Rita
34	Mylyjael Poteat	Gr.	F	6-9	260	Reidsville, N.C.	Rice

COACHING & SUPPORT STAFF

Head Coach: Mike Young (Emory & Henry, 1986)

Record at VT: 100-77 (6th Year)

Overall Record: 399-321 (23rd Year)

Assistant Coach: J.D. Byers (2nd Year)

Assistant Coach: Kevin Giltner (6th Year)

Assistant Coach: Christian Webster (9th Year)

Chief of Staff: Stephanie Ballein (6th Year)

Special Assistant to the Head Coach: Ace Custis (6th Year)

Recruiting Coordinator: Blake Wetherington (1st Year)

Director of Player Personnel: Eli Atzenhoffer (1st Year)

Strength & Conditioning: David Jackson (17th Year)

Athletic Trainer: Hisham Ziyout (6th Year)

PRONUNCIATION GUIDE

Tobi Lawal	TOE-bee Luh-WOWL
Jaden Schutt	SHOOT
Brandon Rechsteiner	WRECK-stein-er
Mylyjael Poteat	Muh-LIE-juhl POH-teet
Kevin Giltner	GUILT-ner
Stephanie Ballein	BUH-len
Hisham Ziyout	HE-shahm ZEE-yout

ROSTER BY CLASS

Freshmen (4)	Sophomores (6)	Juniors (1)	Seniors (3)
Peter Carr	Rodney Brown Jr.	Tobi Lawal	Ben Burnham
Ben Hammond	Brandon Rechsteiner		Mylyjael Poteat*
Tyler Johnson	Jaden Schutt*		Connor Serven^
Ryan Jones Jr.	Conner Venable		
	Patrick Wessler*		
	Jaydon Young		

* = Redshirt

^ = Graduate Student

SOCIAL



BY THE NUMBERS

23

VT head coach **Mike Young** enters his **Jordan Year** as a head coach, and sixth in Blacksburg. He earned his **100th win** at the helm of the Hokies vs. NC State and is **one win** shy of **400** for his career.

14

Tyler Johnson dialed up a team-high **14 points** on 5 for 7 shooting to go along with five rebounds at Georgia Tech. The Orlando, Fla., native connected on a career-best two 3-pointers in the 71-64 loss.

25

The **Hokies** are averaging **25.4 bench points per game** in ACC play. Tech has outscored its conference foes' bench in **seven of its eight ACC games** (Miami being the only outlier).

NOTEWORTHY

SHOES 4 HOPE

- A collaboration between Virginia Tech Athletics and Carilion Clinic, the Hokies are set to take part in the third annual Shoes 4 Hope game on Saturday vs. Clemson.
- Patients at Carilion Children's and players from both the men's and women's teams painted shoes on Dec. 18 for coaches to wear Jan. 25 vs. Clemson (MBB) and Jan. 30 vs. Notre Dame (WBB) as part of Coaches vs. Cancer, a nationwide initiative that empowers basketball coaches, their teams, and local communities to make a difference in the fight against cancer.
- Once worn by the coaches and support staffs, the painted shoes will return to the kids who made them. Anyone interested in donating to transform pediatric cancer care in our region, may do so at this link: bit.ly/4g44T5e.

TYLER JOHNSON IS FOR REAL

- Behind 11 points and 12 rebounds at Cal, Tyler Johnson became the first VT true freshman to record a double-double in ACC play since Justin Bibbs vs. Syracuse (1/3/15).
- There have been 10 instances of a Hokie true freshman recording a double-double in ACC play; they are listed below.

Date	Player	Opponent
1/28/06	A.D. Vassallo	at Wake Forest
2/20/08	Jeff Allen	at Maryland
2/26/08	Jeff Allen	vs. Boston College
3/9/08	Jeff Allen	at Clemson
3/14/08	Jeff Allen	vs. Miami
1/26/08	JT Thompson	at Boston College
2/16/13	Marshall Wood	at NC State
1/22/14	Trevor Thompson	vs. Wake Forest
1/3/15	Justin Bibbs	vs. Syracuse
1/11/25	Tyler Johnson	at Cal

- Johnson is not only making an impact in scoring and rebounding, but he's been tasked with guarding the opponent's best guard the past few games, most notably Cal's Andrej Stojakovic and Wake's Hunter Sallis. "Tyler's physicality and toughness and ability to rebound," Mike Young said. "He had a man's play in the first half when he went over Hunter's back and stuck the thing in the basket, and he had one against [Marcus] Hill from NC State on Wednesday. Just vicious, plays around the rim and then sticks it back in there."

RARE BREED

- Ben Hammond logged a career-high eight assists against Miami – the most by a Tech player in a game this season.
- The Fairfax, Va., native became the first VT freshman to register at least eight assists against an ACC opponent since Justin Robinson had eight against Miami on March 5, 2016.
- In fact, Hammond became the third Hokie freshman and fourth instance to deliver at least eight assists in a single game against an ACC foe.

Date	Player	Opponent	Asts
2/22/14	Devin Wilson	vs. NC State	9
2/15/14	Devin Wilson	vs. Miami	9
3/5/16	Justin Robinson	vs. Miami	8
1/4/25	Ben Hammond	vs. Miami	8

GET AFTER THE GLASS

- VT ranked 10th in the ACC and 191st nationally in rebound margin last season. Most of the rebounding struggles were on the offensive side where the Hokies grabbed just 25% of their offensive rebound opportunities, which ranked 298th out of 362 programs per Ken Pomeroy.
- In 13 of its 21 games against ACC foes last season, Tech lost the battle of the boards, including double-digit margins against Duke (-18), Pitt (-14), Boston College (-13) and North Carolina (-12).
- Fast forward to this season and the Hokies rank 86th in the country in that stat at 33.4%. They are averaging 10.7 offensive rebounds per game, which includes a season-high 18 against Michigan, which featured the tallest frontcourt the Hokies have faced so far this season.

CASELL GUARDED

- Virginia Tech boasted a 15-2 record at home last season with its only two losses to Miami (without Hunter Cattoor) and Duke.
- In six seasons under Mike Young, the Hokies are 68-22 (.756) inside Cassell Coliseum.

Season	Home Record	Win %
2024-25	7-4	.636
2023-24	15-2	.882
2022-23	13-4	.765
2021-22	11-4	.733
2020-21	10-2	.833
2019-20	12-6	.667

SCHUTTA GETS HIS SHOT AGAIN

- Prior to the season opener, Tech redshirt sophomore Jaden Schutt last played an in-season college basketball game on March 16, 2023. He played three minutes in Duke's 74-51 victory in the 2023 NCAA first round game vs. Oral Roberts at the Amway Center in Orlando, Fla.
- Nov. 4 vs. Delaware State marked 599 days since Schutt took the floor against Oral Roberts.
- Schutt played in an exhibition on Nov. 1, 2023 against UNC Pembroke, then suffered a pair of injuries (knee and hand) that prompted a redshirt.
- The Yorkville, Ill., native dialed up a career-high 17 points on 6 of 11 shooting in Tech's 58-52 victory over Winthrop.
- "Every time I get up and down the court, just kind of getting more confident," Schutt said. "Every day's just obviously a blessing to go play. Just happy to play basketball."

YOUNG MOVING UP THE RANKS

- Mike Young is in his sixth season in Blacksburg and is tied for sixth in all-time wins at VT.

Name	Seasons	Record
Charles Moir	11 (1976-87)	213-119 (.642)
Seth Greenberg	9 (2003-12)	170-123 (.580)
Chuck Noe	7 (1955-62)	109-51 (.681)
Howie Shannon	7 (1964-71)	104-68 (.605)
Bill Foster	6 (1991-97)	101-78 (.564)
Mike Young	6 (2019-pr.)	100-77 (.565)
Buzz Williams	5 (2014-19)	100-69 (.592)
Don DeVoe	5 (1971-76)	88-45 (.662)

ROSTER FLIP

- The Hokies return just 12.8% of their scoring from a season ago, led by Mylyjael Poteat's 219 points.
- Only five of Tech's 14 players were on the 2023-24 roster: Poteat, Brandon Rechsteiner, Conner Venable, Patrick Wessler and Jaydon Young.
- The Hokies reeled in five from the transfer portal, including two from high major programs: Rodney Brown Jr. (Cal) and Jaden Schutt (Duke). Tobi Lawal (VCU), Ben Burnham (College of Charleston) and Connor Serven (Eastern Michigan) round out the transfer class.

BENNY 1K BUCKETS

- Tech senior Ben Burnham eclipsed 1,000 career points vs. South Carolina. The Fort

Mill, S.C., native chose the Hokies over the Gamecocks, Florida State and Ole Miss last spring once he entered the transfer portal out of College of Charleston.

- Burnham had a season-high 18 points on 7 of 10 shooting against Stanford.
- “He plays really, really hard,” Mike Young said of Burnham. “... You know exactly what you’re going to get. He’s ferocious. ... He keeps a lot of things alive and he’s a much better athlete than advertised.

5-MAN PROGRESSION

- Virginia Tech has had recent success with developing its centers with the likes of two-time All-ACC pick Keve Aluma and Lynn Kidd, who transferred to Miami in the offseason.
- Now, Mylyjael Poteat steps into the role on the horizon of his third season in Blacksburg.
- Below is a progression chart of Aluma, Kidd and Poteat. Aluma’s 2018-19 season was at Wofford, Kidd’s 2020-21 season was at Clemson and Poteat’s 2020-21 season was at Rice.

Seasons	Player (School)	PPG
2018-19	Keve Aluma (Wofford)	6.9
2021-22	Keve Aluma (VT)	15.8
2020-21	Lynn Kidd (Clemson)	1.1
2023-24	Lynn Kidd (VT)	13.2
2020-21	Mylyjael Poteat (Rice)	4.5
2024-25	Mylyjael Poteat (VT)	10.4

BE LIKE MIKE

- Mike Young will be inducted into Wofford’s Athletics Hall of Fame as a member of the 2024 class.
- A five-member class, he will be joined by a pair of players he coached in Fletcher Magee and Cameron Jackson.
- Young compiled a 299-244 overall record at Wofford, while guiding the Terriers to five NCAA Tournaments.
- In his final season in Spartanburg, S.C., Young steered Wofford to a 30-5 overall record, including a perfect 18-0 mark in SoCon play.

NON-NEGOTIABLES

- Despite everything that’s new with the men’s basketball program, there are four things Mike Young is adamant won’t change for the team this year: being a great teammate, representing Virginia Tech in a class fashion, taking care of the ball and great shot selection.

TRACKING ON 400

- Mike Young is closing in on career win No. 400. He would become the third active ACC head men’s basketball coach to reach the milestone.


Rank	Head Coach	School	Career Wins
1	Leonard Hamilton	Florida State	634
2	Brad Brownell	Clemson	448
3	Mike Young	Virginia Tech	399
4	Jeff Capel III	Pitt	284
5	Andy Enfield	SMU	275

EIGHT STRAIGHT TRIPS TO THE POSTSEASON

- With the Hokies’ selection into the 2024 NIT, they have now been selected for a postseason tournament in eight consecutive seasons.

Year	Postseason Tournament	Head Coach
2024	NIT	Mike Young
2023	NIT	Mike Young
2022	NCAA	Mike Young
2021	NCAA	Mike Young
2019	NCAA	Buzz Williams
2018	NCAA	Buzz Williams
2017	NCAA	Buzz Williams
2016	NIT	Buzz Williams

- A pretty remarkable turnaround for a program that prior to 2017 had only gone to the NCAA Tournament once (2007) in 20 years. Tech has been to the Big Dance a total of 13 times in program history and 14 times to the NIT.



“HOKIE TRACKS”

COMMENTS THAT LEFT AN IMPRESSION

“I love it here. That’s why I’ve stuck around — I believe in Virginia Tech. So to be able to help the team win like that is awesome. That’s all I’ve been working for.”

- Patrick Wessler on being more of a contributor this season

“It’s like anything else — the more you’re a part of it and the more plays you see... I’m not saying the game has begun to slow down for him and [fellow freshman] Tyler Johnson, but 10 games in and those kids have been on the floor a lot. They’ve seen a lot, they’ve experienced a lot and they are coming on and it’s a lot of fun to see.”

- Mike Young on Ben Hammond and Tyler Johnson’s early impact

“He is a hard-rocking man. Man, does he play hard. Holy smokes. He’s going to be a good one around here for a long time, a fierce offensive rebounder.”

- Mike Young on Tyler Johnson

“I just go out there and play hard. Thank God for giving me the body He’s given me and the ability He’s given me. If the team needs me to just box out the whole game and get rebounds, that’s what I’m going to do. If the team needs me to score, that’s what I’m going to do. If the team needs me to get blocked shots, that’s what I’m going to do. That’s what I love about being here and about the coaching staff. They allow me to be versatile.”

- Tobi Lawal on using his God-given abilities and his thankfulness for the Virginia Tech coaching staff

TEAM COMPARISON

VT	Stat	CLEM
70.1	Points Per Game	77.7
72.9	Opponents Points Per Game	67.0
-2.8	Scoring Margin	+10.7
33.9	Rebounds Per Game	34.9
+3.3	Rebounding Margin	+3.1
.443	FG Percentage	.467
.454	FG Percentage Defense	.435
.362	3FG Percentage	.392
.330	3FG Percentage Defense	.327
7.8	3FG Made Per Game	9.3
.740	FT Percentage	.777
13.3	Assists Per Game	14.8
13.8	Turnovers Per Game	10.7

CORE PILLARS

- The six core pillars of the Virginia Tech men's basketball program are: smart, tough, obsessed, no excuses, every day and skilled.

NAW IN PARIS

- Nickeil Alexander-Walker (2017-19) competed for Team Canada at the 2024 Paris Olympics. The Canadians advanced to the quarterfinals before falling to host France.
- Currently playing for the Minnesota Timberwolves of the NBA, Alexander-Walker became just the second Hokie to qualify for the Olympics in men's basketball (Bimbo Coles, 1988, Seoul, South Korea).

50 SPOT

- Since Mike Young got to Blacksburg, the Hokies are 47-5 in contests shooting 50% or greater - only losses: vs. BYU (11/27/19), vs. Miami (1/26/22), at College of Charleston (11/20/22), at Miami (1/31/23), vs. South Carolina (11/10/23).
- Since the 2010-11 season, Tech is 118-16 when shooting 50% or better.

BYERS BOUGHT IN ON DEFENSIVE END

- J.D. Byers was hired as an assistant coach in April, bringing 13 years of experience at the Division I level with him to Blacksburg. He worked three stints with current Penn State head coach Mike Rhoades, most recently at VCU from 2017 to 2023.
- According to KenPom, VCU ranked 15th in adjusted defensive efficiency in 2022-23. Its three rankings the prior four seasons: seventh, 14th, 45th and seventh. Tech has only posted a top-40 defense five times since joining the ACC in 2004, the last time being 2019-20 under Buzz Williams (No. 20). H/T David Cunningham

GOT TO WIN ON THE ROAD

- In order for the Hokies to return to the NCAA tournament, they must find a way to improve their record away from Cassell Coliseum.
- In each of the last two seasons, Tech has

gone 2-10 in true road games.

- "We've got to do a better job of going away from home, away from the friendly confines of the Cassell, and win games," Mike Young said. "That's a big deal. I think we went 2-8 in the league last year, and that's just not good enough. That's the difference between an NCAA tournament berth and not going to the greatest tournament on Earth."

TIMES ARE CHANGING

- Only four scholarship players return for the Hokies in 2024-25. With the addition of nine newcomers, the new-look roster makes Mike Young think back to his connection with Fork Union Military Academy.
- A 1982 graduate who was inducted into the school's Hall of Fame in 2022, Young played for the late Fletcher Arritt, a member of the Naismith Memorial Basketball Hall of Fame who sent over 400 players on to play at the college level and won 889 career games.
- Young, who visited Arritt often at Fork Union when he was the coach at Wofford, recalled a conversation they had one spring about Arritt having to field a new team every year. Young thought to himself on several occasions, "I would never want to do that."

SHARE THE BASKETBALL

- Year in and year out, Virginia Tech is known as a great passing and facilitating team under Coach Young's direction.
- Three of the past five seasons, Tech has finished among the top-three in the ACC for assists per game.

Season	Assists Per Game	ACC Rank
2023-24	15.1	2
2022-23	15.5	2
2021-22	14.3	6
2020-21	14.2	8
2019-20	14.6	3


- Tech's 15.5 assists per game in 2022-23 were the second-most in program history since joining the ACC, trailing only the 2017-18 team (16.4).

WE DON'T TURN THE BALL OVER HERE

- If one attends a VT men's basketball practice, you are almost guaranteed to hear head coach Mike Young say at some point: "We don't turn the ball over here."
- Over the last six seasons, only one Mike Young team has ranked outside the top 65 in the nation for turnovers per game - the 2023-24 team.

Season	Turnovers Per Game	Rank
2023-24	11.1	T104
2022-23	9.9	12
2021-22	10.9	37
2020-21	11.6	63
2019-20	9.9	4
2018-19	10.9	30

The 2024-25 season marks the 23rd for Mike Young as a head coach.



SPECIALTY STAT TRACKER

Opponent	Off TOs	Paint	2nd Chance	FB	Bench
Delaware State	17	32	12	5	18
USC Upstate	16	38	17	6	21
Winthrop	16	20	15	2	16
vs. Penn State	7	24	10	4	25
Jacksonville	16	32	14	4	18
vs. Michigan	11	22	11	9	29
vs. South Carolina	4	26	8	14	24
Vanderbilt	12	28	11	7	20
Pitt	10	26	11	6	10
North Carolina AGT	22	40	25	15	55
Navy	19	24	10	2	46
vs. Saint Joseph's	8	30	1	6	33
at Duke	8	22	3	2	35
Miami	17	42	13	6	18
at Stanford	16	38	6	2	26
at Cal	2	34	8	5	28
NC State	14	30	22	2	38
Wake Forest	5	24	8	5	27
at Georgia Tech	12	18	8	8	21
Clemson					
at Florida State					
at Virginia					
SMU					
at Notre Dame					
Virginia					
at Boston College					
at Miami					
Louisville					
Syracuse					
North Carolina					
at Clemson					
Total +/-	-71	-20	+30	-39	+148
Season Highs	22	42	25	15	55

FAST BREAK

Tech has registered **two** wins over **top five** programs under head coach Mike Young - most recently an 81-73 win over No. 3 Villanova on Nov. 28, 2020.

SCHOOL RECORDS

INDIVIDUAL

Games Played (Season)	36, by 5 players
Games Started (Season)	36, by 5 players
Games Played (Career)	152, Hunter Cattoor (2019-24)
Games Started (Career)	126, Dell Curry (1982-86); Bobby Beecher (1982-86)
Consecutive Starts	123, Ace Custis (1993-97)
Minutes Played (Game)	55, by 3 players
Minutes Played (Season)	1,300, Malcolm Delaney (2010-11), 34 games
Minutes Played (Highest Season Average)	38.6, Jay Purcell (1991-92), 28 games
Minutes Played (Career)	4,688, Malcolm Delaney (2007-11)
Minutes Played (Highest Career Average)	35.1, Dale Solomon, 1978-82
Points (Overall Game)	52, Allan Bristow vs. George Washington (2-21-73)
Points (ACC Game)	37, Malcolm Delaney vs. Clemson (1-29-09)
Points (ACC Tournament Game)	32, Jalen Hudson vs. Wake Forest (3-10-15)
Points (NCAA Tournament)	29, Glen Combs vs. Indiana (3-17-67)
Points (NIT)	33, A.D. Vasallo vs. Duquesne (3-18-09)
Points (Season)	801, Erick Green (2012-13), 32 games
Points (ACC Season)	469, Erick Green (2012-13), 18 games
Points (Season Average)	26.6, Bimbo Coles (1988-89), 27 games
Points (Double-Figure Games, Season)	34, Dell Curry (1983-84), 35 games
Points (Career)	2,484, Bimbo Coles (1986-90)
Points (Career Average)	23.1, Allan Bristow (1970-73)
Points (Double-Figure Games, Career)	115, Dell Curry (1982-86)
Field Goals Made (Game)	22, Allan Bristow vs. George Washington (2-21-73)
3-Pointers Made (Game)	9, Hunter Cattoor at Florida State (1-29-22); Justin Robinson vs. Syracuse (1-26-19)
Field Goals Made (Season)	305, Dell Curry (1985-86), 30 games
3-Pointers Made (Season)	106, Wally Lancaster (1987-88), 29 games
Field Goals Made (Career)	1,021, Dell Curry (1982-86)
3-Pointers Made (Career)	332, Hunter Cattoor (2019-24)
Free Throws Made (Game)	20, by 3 players
Free Throws Made (Season)	230, Malcolm Delaney (2009-10), 33 games
Free Throws Made (Career)	721, Malcolm Delaney (2007-11)
Rebounds (Game)	36, Chris Smith vs. Washington & Lee (1-9-59)
Rebounds (Season)	495, Chris Smith (1959-60), 26 games
Rebounds (Career)	1,508, Chris Smith (1957-61)
Assists (Game)	12, by 3 players
Assists (Season)	192, Dave Sensibaugh (1975-76), 28 games
Assists (Career)	547, Bimbo Coles (1986-90)
Steals (Game)	8, by 3 players
Steals (Season)	94, Jamon Gordon (2006-07), 34 games
Steals (Career)	295, Dell Curry (1982-86)
Blocks (Game)	9, Roy Brow vs. James Madison (12-6-86); vs. Baptist College (12-12-87)
Blocks (Season)	100, Roy Brow (1987-88), 28 games
Blocks (Career)	251, Roy Brow (1984-88)
TEAM	
Points (Game)	141, vs. Southern Miss (2-6-88)
Points (Season)	2,646, 1987-88, 29 games
Field Goals Made (Game)	52, vs. VMI (2-20-59)
Field Goals Made (Season)	1,058, 1983-84, 35 games
FG Percentage (Game)	.722 (39-54), vs. Syracuse (1-28-76)
FG Percentage (Season)	.517 (1,030-1,993), 1981-82
3-Pointers Made (Game)	21, vs. Delaware State (11-20-19)
3-Pointers Made (Season)	327, 2018-19, 35 games
3FG Percentage (Game)	.720 (18-25), at Florida State (1-29-22)
3FG Percentage (Season)	.403 (290-720), 2016-17
Rebounds (Game)	83, vs. VMI (2-19-61)
Assists (Game)	36, vs. The Citadel (11-12-17)
Steals (Game)	21, at Clemson (2-8-06)
Blocks (Game)	15 (2x), last vs. VMI (12-9-09)

2024-25 HONORS WATCH



Tobi Lawal

Fort Myers Tip-Off

- All-Tournament team

Hunter Cattoor finished first all-time at VT in career 3-pointers made with 332 and career games played with 152. He is now playing professionally for BCM Gravelines-Dunkerque in France.



LIL POPPA PUMP

- Brandon Rechsteiner is the son of Scott Steiner, who enjoyed a sports entertainment career that spanned more than three decades, including time with WWE.
- Scott wrestled at the University of Michigan before moving on to the professional ranks.



PAUL VI TO VT PIPELINE

- Ben Hammond was the point guard for Paul VI, which finished the 2023-24 season 35-3 and ranked No. 2 in the country by ESPN.
- The Fairfax, Va., native played all four years for the Panthers, becoming the program's all-time winningest player after guiding PVI to four VISAA state titles and two WCAC titles.
- He also competed for Team Takeover on the Nike EYBL circuit, joining former Tech star Erick Green as the only Hokies with both Paul VI and Team Takeover ties.
- Green led the nation in scoring during the 2012-13 season, averaging 25 points per game (801 total points) en route to ACC Player of the Year and AP All-America third team honors.

LEADING AT THE BREAK

- Over the last five seasons, Tech is 73-18 when leading at halftime.
- The Hokies are 85-23 in the Mike Young era when up at half.



NATIONAL POLLS

AP Top 25

RK	TEAM	REC	PTS	TREND
1	Auburn (62)	17-1	1550	-
2	Duke	16-2	1485	↑ 1
3	Iowa State	15-2	1397	↓ 1
4	Alabama	15-3	1338	-
5	Florida	16-2	1262	-
6	Tennessee	16-2	1170	-
7	Houston	14-3	1151	↑ 3
8	Michigan State	16-2	1109	↑ 4
9	Kentucky	14-4	1057	↓ 1
10	Marquette	15-3	950	↓ 3
11	Purdue	15-4	906	↑ 6
12	Kansas	13-4	902	↓ 3
13	Texas A&M	14-4	794	↓ 2
14	Mississippi State	15-3	731	↑ 1
15	Oregon	15-3	638	↓ 2
16	Ole Miss	15-3	564	↑ 5
17	Illinois	13-5	526	↑ 2
18	Wisconsin	15-3	437	↑ 6
19	UConn	13-5	365	↓ 5
20	St. John's	16-3	320	↑ 6
21	Michigan	14-4	305	↓ 1
22	Missouri	15-3	275	↑ 4
23	West Virginia	13-4	240	↑ 3
24	Memphis	14-4	232	↓ 6
25	Louisville	14-5	125	↑ 1

Others receiving votes: Texas Tech 104, Utah State 38, Vanderbilt 35, Gonzaga 34, Clemson 30, Georgia 30, Arizona 21, Saint Mary's 12, Cincinnati 4, Baylor 4, UC Irvine 3, Creighton 2, Wake Forest 2, Maryland 1, Bradley 1

Dropped from rankings: Gonzaga 16, Utah State 22, Georgia 23, Baylor 25

Coaches Poll

RK	TEAM	REC	PTS	TREND
1	Auburn (30)	17-1	774	-
2	Duke	16-2	739	↑ 1
3	Alabama	15-3	672	↑ 2
4	Iowa State (1)	15-2	668	↓ 2
5	Houston	14-3	623	↑ 3
6	Florida	16-2	615	↓ 2
7	Tennessee	16-2	584	↓ 1
8	Michigan State	16-2	558	↑ 4
9	Kentucky	14-4	478	-
10	Marquette	15-3	473	↓ 3
11	Kansas	13-4	467	↓ 1
12	Purdue	15-4	452	↑ 3
13	Texas A&M	14-4	383	↓ 2
14	Mississippi State	15-3	341	↑ 4
15	Oregon	15-3	309	↓ 1
16	Ole Miss	15-3	272	↑ 5
17	Illinois	13-5	266	↑ 3
18	UConn	13-5	230	↓ 5
19	Wisconsin	15-3	194	↑ 7
20	Michigan	14-4	180	↓ 1
21	St. John's	16-3	167	↑ 5
22	Memphis	14-4	130	↓ 5
23	West Virginia	13-4	107	↑ 2
24	Missouri	15-3	77	↑ 2
25	Texas Tech	13-4	53	↑ 1

Others receiving votes: Gonzaga 43, Louisville 43, Georgia 39, Clemson 28, Utah State 26, Saint Mary's 25, Vanderbilt 16, Oklahoma 16, Maryland 8, Creighton 7, Arizona 6, UC Irvine 2, Baylor 2, UCLA 2

Dropped from rankings: Gonzaga 16, Utah State 22, Georgia 23, Baylor 24

TRACKING TECH

	AP	Coaches
Preseason	-	-
11/11	-	-
11/18	-	-
11/25	-	-
12/2	-	-
12/9	-	-
12/16	-	-
12/23	-	-
12/30	-	-
1/6	-	-
1/13	-	-
1/20	-	-
1/27	-	-
2/3	-	-
2/10	-	-
2/17	-	-
2/24	-	-
3/2	-	-
3/9	-	-
3/16	-	-
Final	-	-

Ratings Tracker (through January 23)

ESPN.com BPI	122
KenPom.com	168
Massey	155
NCAA NET Rankings	184

Virginia Tech's "Best" NET Wins:

NC State	119
Cal	128

2024-25 RANKING SUMMARY

Statistic	National Rank	Conference Rank	Value	National Leader	Value	Conference Leader	Value
Assist/Turnover Ratio (355 ranked)	297	16	0.77	Merrimack	3.78	Duke	2.39
Assists Per Game (355 ranked)	274	14	10.0	Iona UAB	25.0 25.0	Duke	21.5
Bench Points per game (355 ranked)	20	1	32.50	William & Mary	48.00	Virginia Tech	32.50
Blocks Per Game (337 ranked)	233	15	2.0	Bryant Duquesne	10.0 10.0	Florida St.	6.0
Effective FG pct (355 ranked)	169	8	0.509	Lipscomb	0.683	SMU	0.657
Fastbreak Points (351 ranked)	326	16	3.50	Delaware St. Ohio	25.50 25.50	Florida St.	17.50
Field Goal Percentage (355 ranked)	200	12	43.2	SMU	57.6	SMU	57.6
Field Goal Percentage Defense (355 ranked)	262	15	47.7	Delaware St.	30.8	North Carolina	38.8
Fouls Per Game (355 ranked)	102	9	15.5	Jacksonville St.	6.5	Miami (FL)	9.5
Free Throw Attempts Per Game (355 ranked)	193	8	18.0	Fordham	65.0	Florida St.	25.0
Free Throw Percentage (355 ranked)	61	7	80.6	Idaho UConn	100.0 100.0	Louisville	89.5
Free Throws Made Per Game (355 ranked)	141	7	14.5	Fordham	48.0	Florida St.	20.0
Rebound Margin (355 ranked)	39	4	8.5	UAB	20.0	Duke	17.5
Rebounds (Defensive) Per Game (354 ranked)	224	11	23.00	Massachusetts	39.50	North Carolina	30.00
Rebounds (Offensive) Per Game (355 ranked)	94	2	12.00	Norfolk St.	26.00	Notre Dame	14.00
Rebounds Per Game (355 ranked)	158	8	35.00	Fordham	58.00	Duke	39.50
Scoring Defense (355 ranked)	208	11	74.0	App State	46.5	Duke	58.5

GAMES STARTED

	Streak	24-25	Career	ACC
Tobi Lawal	19	19	20	8
Jaden Schutt	1	17	17	6
Jaydon Young	-	6	6	2
Rodney Brown Jr.	-	-	-	-
Patrick Wessler	-	-	-	-
Brandon Rechsteiner	-	14	16	4
Peter Carr	-	-	-	-
Conner Venable	-	-	-	-
Tyler Johnson	15	15	15	8
Ben Hammond	2	5	5	4
Ben Burnham	-	-	61	-
Ryan Jones Jr.	-	-	-	-
Connor Serven	-	-	-	-
Mylyjael Poteat	19	19	23	9



NON-CONFERENCE BREAKDOWN

Team	NET	Result
Delaware State	294	W, 83-60
USC Upstate	345	W, 93-74
Winthrop	194	W, 58-52
Penn State	32	L, 64-86
Jacksonville	180	L, 64-74
Michigan	24	L, 63-75
South Carolina	84	L, 60-70
Vanderbilt	38	L, 64-80
North Carolina A&T	326	W, 95-67
Navy	341	W, 80-72
Saint Joseph's	96	L, 62-82



Tech returned to The Palestra for the first time since it went 1-1 in the 2009 Philly Hoop Group Classic. VT is 5-17 all-time in the City of Brotherly Love.



Tobi Lawal is one of the most athletic college basketball players in the country with a 49.5-inch vertical.

SEASON BREAKDOWN

TECH'S RECORD WHEN...

	2024-25
Overall	8-11
ACC	3-5
At home	7-4
On the road	1-3
At neutral sites	0-4
After a win	4-4
After a loss	3-7
In overtime	0-0
vs. ranked opponents	0-2
Winning the opening tip	5-7
Losing the opening tip	3-4
Decided by 1-4 points or OT	3-0
Decided by 5-10 points	2-5
Decided by 11-20 points	1-4
Decided by 21+ points	2-2
Leading at half	6-3
Tied at half	0-0
Trailing at half	2-8
VT shoots 50% or better	5-0
VT shoots 40-49.9%	2-7
VT shoots less than 40%	1-4
VT out-shoots opponent	4-2
Opp. out-shoots VT	4-9
Opp. shoots 40% or better	4-11
Opp. shoots less than 40%	4-0
VT out-rebounds opponent	6-5
Opp. out-rebounds VT	2-5
Rebounds are tied	0-1
VT has more FT attempts	4-3
Opp. has more FT attempts	3-7
VT makes more 3-pointers	6-2
Opp. makes more 3-pointers	2-8
VT wins turnover battle	2-2
Opp. wins turnover battle	4-9
Turnovers are tied	2-0
VT scores 100+	0-0
VT scores 90-99 points	2-0
VT scores 80-89 points	3-0
VT scores 70-79 points	2-0
VT scores 60-69 points	0-9
VT scores 50-59 points	1-2
VT scores < 50 points	0-0
Opp. scores > 99 points	0-0
Opp. scores 90-99 points	0-0
Opp. scores 80-89 points	1-4
Opp. scores 70-79 points	3-6
Opp. scores 60-69 points	3-1
Opp. scores 50-59 points	1-0
Opp. scores < 50 points	0-0
Playing on Monday	2-1
Playing on Tuesday	0-1
Playing on Wednesday	1-5
Playing on Thursday	1-0
Playing on Friday	1-1
Playing on Saturday	2-3
Playing on Sunday	1-0
In November	3-4
In December	2-4
In January	3-3
In February	0-0
In March	0-0
Playing during the day	3-4
Playing at night	5-7
Wearing White	3-5
Wearing Maroon	1-2
Wearing Orange	3-2
Wearing Black	1-2

STARTING LINEUPS

W/L

3-1	Brandon Rechsteiner, Jaydon Young, Jaden Schutt, Tobi Lawal, Mylyjael Poteat
3-6	Brandon Rechsteiner, Jaden Schutt, Tyler Johnson, Tobi Lawal, Mylyjael Poteat
1-0	Brandon Rechsteiner, Jaydon Young, Tyler Johnson, Tobi Lawal, Mylyjael Poteat
1-3	Ben Hammond, Jaden Schutt, Tyler Johnson, Tobi Lawal, Mylyjael Poteat
0-1	Ben Hammond, Jaydon Young, Tyler Johnson, Tobi Lawal, Mylyjael Poteat

Margin of Victory/Defeat

	1	2	3	4	5	6	7	8	9	10	11-19	20+
Wins	1	-	2	-	-	1	-	1	-	-	1	2
Losses	-	-	-	-	1	-	1	-	1	2	3	3

Most First Half Points

Virginia Tech	52 vs. N.C. A&T (12/12/24)
Opponents	45 by NC State (1/15/25)

Most Second Half Points

Virginia Tech	56 vs. USC Upstate (11/8/24)
Opponents	51 by Duke (12/31/24)

Fewest First Half Points

Virginia Tech	23 vs. Winthrop (11/11/24)
Opponents	23 by Cal (1/11/25)

Fewest Second Half Points

Virginia Tech	23 vs. Pitt (12/7/24)
Opponents	27 by Winthrop (11/11/24)

Largest Halftime Lead

Virginia Tech	20 vs. N.C. A&T (12/12/24)
Opponents	11 by NC State (1/15/25)

Largest Margin of Victory

Virginia Tech	28 vs. N.C. A&T (12/12/24)
Opponents	23 by Duke (12/31/24)

MISCELLANEOUS

How 1st Points Were Scored

Layup	5
3FG	5
Jumper	3
Dunk	2
Free Throw	4
Tip-in	-

Rebounds Leader

Rodney Brown Jr.	1
Ben Burnham	1
Tyler Johnson	3
Tobi Lawal	10
Mylyjael Poteat	4
Jaden Schutt	1

Blocks Leader

Ben Burnham	3
Tyler Johnson	1
Tobi Lawal	8
Mylyjael Poteat	1
Patrick Wessler	4

15+ Rebounds

-	-
---	---

20+ Rebounds

-	-
---	---

5+ Assists

Rodney Brown Jr.	1
Ben Hammond	1
Tyler Johnson	1
Tobi Lawal	1
Mylyjael Poteat	1
Brandon Rechsteiner	4

10+ Assists

-	-
---	---

5+ Steals

Ben Hammond	1
-------------	---

5+ Blocks

-	-
---	---

Double-Doubles

Tyler Johnson	1
Tobi Lawal	3

Triple-Doubles

-	-
---	---

Scored VT's 1st Points

Tyler Johnson	1
Tobi Lawal	5
Mylyjael Poteat	7
Brandon Rechsteiner	2
Jaden Schutt	4

Assists Leader

Rodney Brown Jr.	3
Ben Burnham	2
Ben Hammond	2
Tyler Johnson	2
Mylyjael Poteat	2
Brandon Rechsteiner	12

First Off VT Bench

Rodney Brown Jr.	3
Ben Burnham	9
Ben Hammond	4
Brandon Rechsteiner	2
Jaden Schutt	1
Patrick Wessler	12
Jaydon Young	2

Steals Leader

Ben Burnham	3
Rodney Brown Jr.	2
Ben Hammond	5
Tyler Johnson	1
Tobi Lawal	6

Points Leader

Ben Burnham	3
Ben Hammond	2
Tyler Johnson	1
Tobi Lawal	5
Mylyjael Poteat	4
Brandon Rechsteiner	1
Jaden Schutt	3
Jaydon Young	2

10+ Points

Rodney Brown Jr.	3
Ben Burnham	5
Ben Hammond	3
Tyler Johnson	3
Tobi Lawal	14
Mylyjael Poteat	11
Brandon Rechsteiner	5
Jaden Schutt	8
Patrick Wessler	2
Jaydon Young	5

20+ Points

Tobi Lawal	3
Mylyjael Poteat	1

30+ Points

-	-
---	---

10+ Rebounds

Tyler Johnson	3
Tobi Lawal	3


THE LAST TIME
LAST TIME VIRGINIA TECH...

Scored 100+ points and won	100-55, vs. Coppin State, 11/6/23
Scored 100+ points and lost	100-104 (2OT), vs. Maryland, 2/27/10
Played in OT	65-70 (OT), at Boston College, 12/21/22
Played in consecutive OTs	82-77 (OT), vs. UAB, 11/28/15; 79-81 (OT), vs. Northwestern, 12/1/15
Played in 2OT	79-77 (2OT), vs. North Carolina, 1/22/20
Played in 3OT	95-102 (3OT), vs. Miami (Fla.), 2/19/20
Scored 100+ points	100-55, vs. Coppin State, 11/6/23
Scored 90-99 points	95-67, vs. North Carolina A&T, 12/12/24
Scored 80-89 points	86-85, vs. Miami, 1/4/25
Scored 70-79 points	79-76, vs. NC State, 1/15/25
Scored 60-69 points	64-71, at Georgia Tech, 1/22/25
Scored 50-59 points	59-70, at Stanford, 1/8/25
Scored 40-49 points	47-24, at #23 NC State, 2/2/19
Scored 30-39 points	39-65, at #19 Virginia, 1/4/20
Scored 20-29 points	27-40, at McGuire Hospital, 2/2/46
Scored 10-19 points	16-45, at Virginia, 1/30/39
Scored less than 10 points	9-29, vs. North Carolina, 1/12/35
Allowed 100+ points	95-102 (3OT), vs. Miami (Fla.), 1/19/20
Allowed 90-99 points	81-96, at #7 North Carolina, 2/17/24
Allowed 80-89 points	86-85, vs. Miami, 1/4/25
Allowed 70-79 points	64-71, at Georgia Tech, 1/22/25
Allowed 60-69 points	71-68, at Cal, 1/11/25
Allowed 50-59 points	58-52, vs. Winthrop, 11/11/24
Allowed 40-49 points	75-41, vs. Virginia, 2/19/24
Allowed 30-39 points	65-39, vs. Radford, 11/15/21
Allowed 20-29 points	47-24, at #23 NC State, 2/2/19
Allowed 10-19 points	60-19, vs. Lynchburg, 1/9/46
Allowed less than 10 points	28-9, vs. Hampden-Sydney, 1/17/1923
Scored at least 60 points in a half	66, 2nd Half, vs. The Citadel, 11/12/17
Largest margin of victory	83, vs. Randolph-Macon (87-4), 1/10/1911
Largest margin of victory in ACC	38, vs. Wake Forest (84-46), 2/27/21
Defeated a ranked opponent on the road	47-24, at #23 NC State, 2/2/19
Defeated a ranked opponent at home	87-72, vs. #21 Clemson, 1/10/24
Defeated a ranked opponent on a neutral court	82-67, vs. #7 Duke, 3/12/22
Defeated a defending national champion	65-51, vs. #8 Virginia, 1/30/21
Held opponent without a double-figure scorer	65-39, vs. Radford, 11/15/21
Failed to have a double-figure scorer	41-57, vs. Temple, 2/25/96
Had 5 or more players score in double figures	5, vs. Navy, 12/15/24
Had 6 or more players score in double figures	6, vs. USC Upstate, 11/8/24
Had 7 or more players score in double figures	7, vs. Cornell, 12/8/21
Did not make a 3FG	at Providence, 2/1/03
Opponent did not make a 3FG	vs. Virginia, 2/14/22
Did not shoot a FT in the first half	vs. #18 Pitt, 12/7/24
Did not shoot a FT in the second half	at Syracuse, 2/27/24
Opponent did not shoot a FT	vs. Merrimack, 11/21/21
Opponent did not make a FT	vs. Florida State, 3/4/23
Held an opponent under 10 points in a half	9, vs. Eastern Michigan (1H), 12/22/11
Held an opponent under 20 points in a half	17, vs. Pitt (1H), 2/7/22
Had double-figure blocked shots	10, vs. Wake Forest, 2/27/21
Came back from a double-figure deficit to win	15, vs. NC State, 1/15/25
Lost a double-digit lead	22, at Cal, 1/11/25
Led by 20 or more points at halftime	20, vs. North Carolina A&T, 12/12/24
Had 20-29 assists in a game	24, vs. North Carolina A&T, 12/12/24
Had 30 or more assists	36, vs. The Citadel, 11/12/17
Held a team under 20 percent from the floor	16.7%, at No. 23/22 NC State, 2/2/19
Held a team under three made FGs in a half	2, vs. Notre Dame, 1/10/21
Won an ACC Tournament Championship	82-67, vs. #7 Duke, 3/12/22
Won an NCAA Tournament game	67-58, vs. Liberty, 3/24/19

WHAT'S A HOKIE?

The answer leads all the way back to 1896 when Virginia Agricultural and Mechanical College changed its name to Virginia Polytechnic Institute. With the change came the necessity for writing a new cheer and a contest for such a purpose was held by the student body.

Senior O.M. Stull won first prize for his "Hokie" yell which is still used today. Later, when asked if "Hokie" had any special meaning, Stull explained the word was solely the product of his imagination and was used only as an attention-getter for his yell. It soon became a nickname for all Tech teams and for those people loyal to Tech athletics.



The official university school colors - Chicago Maroon and Burnt Orange - also were introduced in 1896. The colors were chosen by a committee because they made a 'unique combination' not worn elsewhere at the time. The official definition of "Hokie" is "a loyal Virginia Tech Fan."



OUR NAME


When referring to our name, we ask that you use Virginia Tech, Hokies or Tech - and not 'Vah Tech.' Thank you!

THE LAST TIME

LAST TIME A VIRGINIA TECH PLAYER...

Recorded a double-double	Tobi Lawal (10 pts./12 rebs.), vs. Wake Forest, 1/18/25
Recorded a triple-double	Justyn Mutts (12 pts./14 rebs./11 ast.), vs. Syracuse, 2/12/22
Two Tech players recorded double-doubles in same game	Sean Pedulla (15 pts./10 asts.) & Lynn Kidd (14 pts./11 rebs.), vs. Coppin State, 11/6/23
Two Tech players recorded double-doubles in consecutive games	vs. North Carolina (ACC Tournament), 3/13/09; vs. Duquesne (NIT), 3/18/09
Had five or more steals	Ben Hammond (5), vs. North Carolina A&T, 12/12/24
Had 10 or more assists in a game	Brandon Rechsteiner (11), vs. American, 12/21/23
Had 20 or more rebounds in a game	Jeff Allen (21), vs. Longwood, 12/14/08
Two Tech players with double-figure rebounds	Tobi Lawal (12) and Tyler Johnson (10), vs. Wake Forest, 1/18/25
Two Tech players had five or more assists	Ben Hammond (8) & Tobi Lawal (5), vs. Miami, 1/4/25
Three Tech players had five or more assists	Justyn Mutts (8), Hunter Cattoor (8) & Grant Basile (5), vs. Syracuse, 1/28/23
Four Tech players had five or more assists	Kerry Blackshear Jr. (8), Devin Wilson (7), Justin Robinson (7) & Chris Clarke (5), vs. The Citadel, 11/12/17
Three Tech players made five or more 3FG	Nahiem Alleyne (5), Jalen Cone (5) & Isaiah Wilkins (5), vs. Delaware State, 11/20/19
Eight or more Tech players made a 3FG	8 players, at Pitt, 2/5/22
Two Tech players scored 20 or more points	Mylyjael Poteat (25) & Tobi Lawal (22), vs. Miami, 1/4/25
Three Tech players scored 20 or more points	Nickeil Alexander-Walker (25), Ahmed Hill (23) & Justin Robinson (23), vs. #23 Purdue, 11/18/18
Two Tech players scored 20 or more points in consecutive games	Nickeil Alexander-Walker & Kerry Blackshear Jr., 11/10/17 & 11/12/17
Tech player scored 30 or more points in consecutive games	Sean Pedulla, 1/10/24 & 1/13/24
Tech freshman scored 20 or more points in a game	Sean Pedulla (20), at Florida State, 1/29/22
Three Tech freshmen scored in double figures in a game	Hunter Cattoor (14), Jalen Cone (11) & Lander Nolley II (10), vs. North Carolina, 3/10/20
Four Tech freshmen scored in double figures in a game	Landers Nolley II (21), Tyrece Radford (21), Jalen Cone (15) & Nahiem Alleyne (10), at Wake Forest, 1/14/20
Tech player scored 30-39 points in a game	Sean Pedulla (33), vs. Miami, 1/13/24
Tech player scored 40-49 points in a game	Dorenzo Hudson (41), vs. Seton Hall, 1/2/10
Tech player scored 50+ points in a game	Bimbo Coles (51), vs. Southern Miss, 2/6/88
Tech player had consecutive double-doubles	Tobi Lawal, 1/15/25, 1/18/25
Tech player had three consecutive double-doubles	Keve Aluma, 1/27/21, 1/30/21, 2/3/21
Tech freshman had consecutive double-doubles	Kerry Blackshear Jr., 12/13/15, 12/19/15
Tech allowed a triple-double	Dennis Smith Jr. (27 pts./11 rebs./11 ast.), at NC State, 1/4/17
Tech had a walk-on score double figures	Christian Beyer (13), vs. Alabama A&M, 12/14/14





MIKE YOUNG

Head Coach | Sixth Season at Virginia Tech

2020-21 ACC Coach of the Year

CAREER RECORDS

Overall Record	399-321
Conference Games	223-177
Non-Conference Games	176-144
Conference Tournament	25-16
NCAA Tournament	1-7
Overtime Games	20-17
One-Point Games	13-15
vs. AP Top 25	10-34

VS. CURRENT ACC HEAD COACHES

Coach	All	VT	Wofford
Earl Grant	1-3	1-3	-
Mark Madsen	1-0	1-0	-
Brad Brownell	5-5	5-3	0-2
Jon Scheyer	1-3	1-3	-
Leonard Hamilton	3-3	3-3	-
Damon Stoudamire	1-1	1-1	-
Pat Kelsey	2-1	0-1	2-0
Bill Courtney	1-1	1-0	0-1
Kevin Keatts	4-3	4-3	-
Hubert Davis	2-3	2-3	-
Micah Shrewsberry	2-1	2-1	-
Jeff Capel III	4-3	4-3	-
Andy Enfield	-	-	-
Kyle Smith	0-2	0-1	0-1
Adrian Autry	0-1	0-1	-
Ron Sanchez	0-0	0-0	0-0
Steve Forbes	9-7	3-4	6-3
Total	36-37	28-30	8-7



► COACH YOUNG: CAREER BREAKDOWN

Season	School	Overall	Conference	Finish	Postseason	Ranking	RPI/NET
2002-03	Wofford	14-15 .483	8-8 .500	T6th	-	-/-	219
2003-04	Wofford	9-20 .310	4-12 .250	T10th	-	-/-	273
2004-05	Wofford	14-14 .500	7-9 .438	8th	-	-/-	225
2005-06	Wofford	11-18 .379	6-9 .400	9th	-	-/-	287
2006-07	Wofford	10-20 .333	5-13 .278	T9th	-	-/-	295
2007-08	Wofford	16-16 .500	8-12 .400	8th	-	-/-	191
2008-09	Wofford	16-14 .533	12-8 .600	4th	-	-/-	177
2009-10	Wofford	26-9 .743	15-3 .833	1st	NCAA First Round	-/-	73
2010-11	Wofford	21-13 .618	14-4 .778	T1st	NCAA First Round	-/-	105
2011-12	Wofford	19-14 .576	12-6 .667	T2nd	CBI	-/-	178
2012-13	Wofford	13-19 .406	7-11 .389	T8th	-	-/-	253
2013-14	Wofford	20-13 .606	11-5 .688	T3rd	NCAA First Round	-/-	152
2014-15	Wofford	28-7 .800	16-2 .889	1st	NCAA First Round	RV/-	49
2015-16	Wofford	15-17 .469	11-7 .611	T3rd	-	-/-	202
2016-17	Wofford	16-17 .485	10-8 .556	T4th	-	-/-	189
2017-18	Wofford	21-13 .618	11-7 .611	T4th	CIT	-/-	141
2018-19	Wofford	30-5 .857	18-0 1.000	1st	NCAA Second Round	19/18	14
Totals	17 Seasons	299-244 .551	175-124 .585				
2019-20	Virginia Tech	16-16 .500	7-13 .350	T10th	-	-/-	92
2020-21	Virginia Tech	15-7 .682	9-4 .692	3rd	NCAA First Round	25/RV	51
2021-22	Virginia Tech	23-13 .639	11-9 .550	7th	NCAA First Round	RV/RV	27
2022-23	Virginia Tech	19-15 .559	8-12 .400	11th	NIT First Round	-/-	75
2023-24	Virginia Tech	19-15 .559	10-10 .500	T8th	NIT Second Round	-/-	58
2024-25	Virginia Tech	8-11 .421	3-5 .375	-	-	-/-	184
Totals	6 Seasons	100-77 .565	48-53 .475				
Overall	23 Seasons	399-321 .554	223-177 .558				

► THE YOUNG FILE

Born	5/1/1963
Hometown	Radford, Virginia
Wife	Margaret
Children	Cooper, Davis
Education	Emory & Henry, 1986
Joined Tech Staff	4/7/2019
Years as College Head Coach	23
Years as College Coach	39

Coaching Career

1986-88	Assistant Coach, Emory & Henry
1988-89	Graduate Assistant, Radford
1989-98	Assistant Coach, Wofford
1998-02	Associate Head Coach, Wofford
2002-19	Head Coach, Wofford
2019-pr.	Head Coach, Virginia Tech

► ACCOMPLISHMENTS

Seven NCAA Tournaments

2022, 2021, 2019, 2015, 2014, 2011, 2010

One ACC Tournament Championship

2022

Five SoCon Tournament Championships

2019, 2015, 2014, 2011, 2010

Five Conference Coach of the Year Awards

ACC (2021), SoCon (2019, 2015, 2014, 2010)

Two-time National Coach of the Year

2019 (Sporting News), 2010 (Hugh Durham)

Three AP All-America Selections

Fletcher Magee (2018-19), Karl Cochran (2014-15), Noah Dahlman (2009-10)

1 TOBI LAWAL

JUNIOR Forward | 6-8 | 215 | Sociology with a minor in International Studies
London, England | VCU



SEASON/CAREER BESTS

POINTS

Season 23 vs. Delaware State (11/4/24)
Career 23 vs. Delaware State (11/4/24)

REBOUNDS

Season 12 vs. Wake Forest (1/18/25)
Career 12 vs. Wake Forest (1/18/25)

ASSISTS

Season 5 vs. Miami (1/4/25)
Career 5 vs. Miami (1/4/25)

BLOCKS

Season 2 (5x), last vs. NC State (1/15/25)
Career 3 (4x), last vs. Saint Louis (1/19/24)

STEALS

Season 2 (4x), last vs. Pitt (12/7/24)
Career 2 (11x), last vs. Pitt (12/7/24)

MINUTES

Season 33 vs. Wake Forest (1/18/25)
Career 33 vs. Wake Forest (1/18/25)

FIELD GOALS MADE

Season 8 vs. Miami (1/4/25)
Career 8 (2x), last vs. Miami (1/4/25)

FIELD GOALS ATTEMPTED

Season 13 at Georgia Tech (1/22/25)
Career 13 at Georgia Tech (1/22/25)

3-PT. FIELD GOALS MADE

Season 3 (3x), last at Ga. Tech (1/22/25)
Career 3 (3x), last at Ga. Tech (1/22/25)

3-PT. FIELD GOALS ATTEMPTED

Season 7 at Georgia Tech (1/22/25)
Career 7 at Georgia Tech (1/22/25)

FREE THROWS MADE

Season 9 (2x), last vs. Michigan (11/25/24)
Career 9 (3x), last vs. Michigan (11/25/24)

FREE THROWS ATTEMPTED

Season 11 vs. Delaware State (11/4/24)
Career 11 (2x), last vs. Del. State (11/4/24)

CAREER STATS

- The most athletic basketball player Mike Young has ever coached.
- "I've never had one that jumped like that. He's the best athlete I've had the opportunity to coach," Mike Young said about Tobin Lawal.
- There are times when Lawal grabs rebounds when his head is at or above the basketball rim.
- A dynamic player in pick and roll actions.
- Averaged 7.7 points and 6.0 rebounds per game as a sophomore in 2023-24 at VCU, while shooting 66.7% from the hardwood.
- Has worked extensively in the offseason on expanding his range.
- His faith in Jesus Christ is extremely important to him.
- Exceptional athlete with superior leaping ability; recorded a 49.5-inch vertical leap in 2023 preseason combine testing at VCU.
- Started playing basketball just before he turned 16; a late-bloomer who undoubtedly has his basketball ahead of him. Played soccer and ran track until he transitioned to basketball.

Last name pronounced: luh-WOWL

2024-25 GAME-BY-GAME STATS

Opponent	Date	GS	MIN	Total		3-Pointers		Free throws		Rebounds				PF	A	TO	BLK	STL	PTS	AVG
				FG-FA	PCT	3FG-3FGA	PCT	FT-FTA	PCT	OFF	DEF	TOT	AVG							
Delaware St.	11/04/2024	*	27:03	6-9	.667	2-4	.500	9-11	.818	3	5	8	8.0	3	2	5	2	2	23	23.0
USC Upstate	11/08/2024	*	24:35	4-6	.667	0-2	.000	2-2	1.000	3	5	8	8.0	2	0	1	2	0	10	16.5
Winthrop	11/11/2024	*	29:16	3-6	.500	0-2	.000	4-7	.571	4	6	10	8.7	2	0	2	2	2	10	14.3
vs Penn St.	11/15/2024	*	21:25	2-6	.333	0-1	.000	4-6	.667	5	4	9	8.8	3	0	4	0	1	8	12.8
Jacksonville	11/20/2024	*	30:36	6-9	.667	1-1	1.000	1-3	.333	1	3	4	7.8	2	1	5	0	0	14	13.0
vs Michigan	11/25/2024	*	27:40	2-3	.667	1-1	1.000	9-10	.900	1	2	3	7.0	2	0	3	0	1	14	13.2
vs South Carolina	11/27/2024	*	21:12	4-7	.571	0-1	.000	2-4	.500	2	4	6	6.9	4	0	0	0	0	10	12.7
Vanderbilt	12/04/2024	*	19:18	1-1	1.000	0-0	.000	0-0	.000	1	4	5	6.6	2	0	1	1	2	2	11.4
Pittsburgh	12/07/2024	*	27:06	6-10	.600	1-2	.500	3-4	.750	2	2	4	6.3	3	2	0	0	2	16	11.9
N.C. A&T	12/12/2024	*	14:51	4-6	.667	1-1	1.000	1-1	1.000	3	4	7	6.4	3	0	0	0	0	10	11.7
Navy	12/15/2024	*	21:16	0-2	.000	0-0	.000	2-2	1.000	3	0	3	6.1	0	0	1	1	1	2	10.8
vs Saint Joseph's	12/21/2024	*	31:20	4-7	.571	0-2	.000	1-2	.500	1	2	3	5.8	3	0	4	2	0	9	10.7
at Duke	12/31/2024	*	22:16	7-9	.778	3-4	.750	2-4	.500	2	3	5	5.8	2	0	4	0	0	19	11.3
Miami (FL)	01/04/2025	*	30:13	8-10	.800	0-1	.000	6-6	1.000	2	4	6	5.8	2	5	3	0	0	22	12.1
at Stanford	01/08/2025	*	26:00	6-11	.545	0-2	.000	3-4	.750	1	4	5	5.7	2	0	0	0	0	15	12.3
at California	01/11/2025	*	25:11	2-2	1.000	1-1	1.000	3-4	.750	2	6	8	5.9	3	0	3	1	0	8	12.0
NC State	01/15/2025	*	29:52	7-10	.700	3-3	1.000	5-6	.833	6	5	11	6.2	2	2	3	2	1	22	12.6
Wake Forest	01/18/2025	*	33:01	4-8	.500	1-2	.500	1-2	.500	2	10	12	6.5	3	1	2	0	1	10	12.4
at Georgia Tech	01/22/2025	*	32:07	5-13	.385	3-7	.429	0-0	.000	1	5	6	6.5	2	1	2	0	0	13	12.5
Totals			19	494:19	81-135	.600	17-37	.459	58-78	.744	45	78	123	6.5	45	14	43	13	237	12.5

Player Averages

Games Played	Minutes/game	Points/game	FG Pct	3FG Pct	FT Pct	Rebounds/game	Assists/game	Turnovers/game	Assist/Turnover ratio	Steals/game	Blocks/game
19	26.0	12.5	60.0	45.9	74.4	6.5	0.7	2.3	0.3	0.7	0.7

PRODUCTION TRACKER

	This Season	Career
Scored 10+ Points	14	29
Scored 20+ Points	3	3
Led Tech in Scoring	5	5
Made multiple 3FGs	4	5
Led Tech in Rebounding	10	10
Had a Double-Double	3	7
Had Multiple Assists	4	5
Had Multiple Steals	4	11
Had Multiple Dunks	10	-



SEASON	TEAM	GP-GS	MIN/AVG	FG-FGA	FG%	3FG-3FGA	3FG%	FT-FTA	FT%	OFF	DEF	TOT	AVG	PF-FO	A	TO	BLK	STL	PTS	AVG
2022-23	VCU	25-1	138/5.5	14-27	.519	0-0	.000	5-17	.294	14	14	28	1.1	27-1	3	12	7	4	33	1.3
2023-24	VCU	38-0	720/18.9	110-165	.667	3-7	.429	70-105	.667	82	145	227	6.0	102-3	11	49	34	25	293	7.7
2024-25	VT	19-19	494/26.0	81-135	.600	17-37	.459	58-78	.744	45	78	123	6.5	45-0	14	43	13	13	237	12.5
TOTAL FOR VT		19-19	494/26.0	81-135	.600	17-37	.459	58-78	.744	45	78	123	6.5	45-0	14	43	13	13	237	12.5
TOTAL		82-20	1352/16.5	205-327	.627	20-44	.455	133-200	.665	141	237	378	4.6	174-4	28	104	54	42	563	6.9

2 JADEN SCHUTT

R-SOPHOMORE Guard | 6-5 | 205 | Communication
Yorkville, Illinois | Duke



SEASON/CAREER BESTS

POINTS

Season 17 (2x), last vs. NC State (1/15/25)
Career 17 (2x), last vs. NC State (1/15/25)

REBOUNDS

Season 5 (2x), last vs. NC State (1/15/25)
Career 5 (3x), last vs. NC State (1/15/25)

ASSISTS

Season 4 (2x), last vs. Miami (1/4/25)
Career 4 (2x), last vs. Miami (1/4/25)

BLOCKS

Season 1 vs. N.C. A&T (12/12/24)
Career 1 (3x), last vs. N.C. A&T (12/12/24)

STEALS

Season 2 (4x), last vs. South Carolina (11/27/24)
Career 2 (4x), last vs. South Carolina (11/27/24)

MINUTES

Season 35 vs. Pitt (12/7/24)
Career 35 vs. Pitt (12/7/24)

FIELD GOALS MADE

Season 6 (2x), last vs. NC State (1/15/25)
Career 6 (2x), last vs. NC State (1/15/25)

FIELD GOALS ATTEMPTED

Season 11 (3x), last vs. Pitt (12/7/24)
Career 11 (3x), last vs. Pitt (12/7/24)

3-PT. FIELD GOALS MADE

Season 5 (2x), last vs. Vanderbilt (12/4/24)
Career 5 (2x), last vs. Vanderbilt (12/4/24)

3-PT. FIELD GOALS ATTEMPTED

Season 11 vs. Vanderbilt (12/4/24)
Career 11 vs. Vanderbilt (12/4/24)

FREE THROWS MADE

Season 5 vs. Navy (12/15/24)
Career 5 vs. Navy (12/15/24)

FREE THROWS ATTEMPTED

Season 6 vs. USC Upstate (11/8/24)
Career 6 vs. USC Upstate (11/8/24)

- A wing that will be looked upon to stretch defenses beyond the arc. *Last name pronounced: SHOOT*
- Has exceptional passing skills; will be a terrific connecting piece in Tech's offense.
- Leading scorer for the Hokies in their preseason scrimmage vs. JMU.
- Perhaps Tech's most vocal leader on the court; has a high basketball IQ.
- Was fully cleared from prior injuries to begin practice in August 2024.
- Rated as the No. 50 overall player in ESPN 100's rankings for the class of 2022.
- Ranked as the No. 9 player at his position (shooting guard) by ESPN.
- Named the 2022 Gatorade Player of the Year in Illinois.
- Picked Tech over DePaul, Dayton and Butler.

2024-25 GAME-BY-GAME STATS

Opponent	Date	GS	MIN	Total		3-Pointers		Free throws		Rebounds				PF	A	TO	BLK	STL	PTS	AVG	
				FG-FA	PCT	3FG-3FA	PCT	FT-FTA	PCT	OFF	DEF	TOT	AVG								
Delaware St.	11/04/2024	*	24:12	3-6	.500	3-6	.500	0-0	.000	0	4	4	4.0	3	2	0	0	1	9	9.0	
USC Upstate	11/08/2024	*	27:18	3-8	.375	1-4	.250	3-6	.500	1	2	3	3.5	3	4	1	0	2	10	9.5	
Winthrop	11/11/2024	*	27:52	6-11	.545	5-10	.500	0-1	.000	0	2	2	3.0	3	1	2	0	0	17	12.0	
vs Penn St.	11/15/2024	*	31:56	3-7	.429	2-6	.333	0-0	.000	0	4	4	3.3	4	2	2	0	1	8	11.0	
Jacksonville	11/20/2024	*	32:11	1-7	.143	1-6	.167	0-0	.000	0	4	4	3.4	1	3	0	0	2	3	9.4	
vs Michigan	11/25/2024	*	30:30	1-7	.143	0-3	.000	0-0	.000	0	2	2	3.2	4	0	3	0	2	2	8.2	
vs South Carolina	11/27/2024	*	29:54	3-9	.333	2-4	.500	3-3	1.000	0	4	4	3.3	1	2	1	0	2	11	8.6	
Vanderbilt	12/04/2024	*	34:02	5-11	.455	5-11	.455	0-0	.000	0	4	4	3.4	1	3	2	0	1	15	9.4	
Pittsburgh	12/07/2024	*	34:55	5-11	.455	4-10	.400	0-0	.000	0	4	4	3.4	1	3	0	0	0	14	9.9	
N.C. A&T	12/12/2024	*	24:40	2-7	.286	2-7	.286	0-0	.000	0	4	4	3.5	4	2	1	1	0	6	9.5	
Navy	12/15/2024	*	20:44	2-6	.333	2-5	.400	5-5	1.000	0	0	0	3.2	5	0	1	0	1	11	9.6	
vs Saint Joseph's	12/21/2024	*	26:42	2-6	.333	1-4	.250	0-0	.000	0	5	5	3.3	3	2	0	0	0	5	9.3	
at Duke	12/31/2024	*	23:00	1-6	.167	1-6	.167	0-0	.000	0	1	1	3.2	1	0	0	0	1	3	8.8	
Miami (FL)	01/04/2025	*	27:14	3-9	.333	3-8	.375	0-0	.000	0	1	1	3.0	2	4	1	0	0	9	8.8	
at Stanford	01/08/2025	*	33:30	0-2	.000	0-2	.000	0-0	.000	0	4	4	3.1	3	1	1	0	0	0	8.2	
at California	01/11/2025	*	10:05	0-2	.000	0-2	.000	0-0	.000	0	2	2	3.0	3	0	0	0	0	0	7.7	
NC State	01/15/2025	*	28:33	6-10	.600	3-6	.500	2-2	1.000	1	4	5	3.1	1	2	1	0	0	17	8.2	
Wake Forest	01/18/2025	*	26:04	4-8	.500	3-7	.429	1-1	1.000	0	2	2	3.1	1	0	2	0	0	12	8.4	
at Georgia Tech	01/22/2025	*	29:04	2-6	.333	2-4	.500	0-0	.000	0	4	4	3.1	2	1	0	0	0	6	8.3	
Totals			17	522:26	52-139	.374	40-111	.360	14-18	.778	2	57	59	3.1	46	32	18	1	13	158	8.3

Player Averages

Games Played	Minutes/game	Points/game	FG Pct	3FG Pct	FT Pct	Rebounds/game	Assists/game	Turnovers/game	Assist/Turnover ratio	Steals/game	Blocks/game
19	27.5	8.3	37.4	36.0	77.8	3.1	1.7	0.9	1.8	0.7	0.1

PRODUCTION TRACKER

	This Season	Career
Scored 10+ Points	8	8
Scored 20+ Points	-	-
Led Tech in Scoring	3	3
Made 3+ 3FGs	7	8
Led Tech in 3FGM	9	9
Shot over 40% from 3	9	10
Had Multiple Assists	11	12
Led Tech in Assists	3	3
Had Multiple Steals	4	4



CAREER STATS

SEASON	TEAM	GP-GS	MIN/AVG	FG-FGA	FG%	3FG-3FGA	3FG%	FT-FTA	FT%	OFF	DEF	TOT	AVG	PF-FO	A	TO	BLK	STL	PTS	AVG
2022-23	DU	14-0	96/6.8	10-28	.357	7-20	.350	2-4	.500	3	12	15	1.1	4-0	6	0	2	1	29	2.1
2024-25	VT	19-17	522/27.5	52-139	.374	40-111	.360	14-18	.778	2	57	59	3.1	46-1	32	18	1	13	158	8.3
TOTAL FOR VT		19-17	522/27.5	52-139	.374	40-111	.360	14-18	.778	2	57	59	3.1	46-1	32	18	1	13	158	8.3
TOTAL		33-17	618/18.7	62-167	.371	47-131	.359	16-22	.727	5	69	74	2.2	50-1	38	18	3	14	187	5.7

3 JAYDON YOUNG

SOPHOMORE Guard | 6-4 | 205 | Sports Media and Analytics
Goldsboro, North Carolina | Greensboro Day



SEASON/CAREER BESTS

POINTS

Season 14 (2x), last at Cal (1/11/25)
Career 14 (2x), last at Cal (1/11/25)

REBOUNDS

Season 4 at Cal (1/11/25)
Career 4 at Cal (1/11/25)

ASSISTS

Season 4 (2x), last vs. NC State (1/15/25)
Career 5 vs. Coppin State (11/6/23)

BLOCKS

Season -
Career 1 vs. Notre Dame (3/9/24)

STEALS

Season 2 at Duke (12/31/24)
Career 2 (2x), last at Duke (12/31/24)

MINUTES

Season 32 (2x), last vs. Winthrop (11/11/24)
Career 32 (2x), last vs. Winthrop (11/11/24)

FIELD GOALS MADE

Season 6 at Cal (1/11/25)
Career 6 at Cal (1/11/25)

FIELD GOALS ATTEMPTED

Season 13 (2x), last vs. Michigan (11/25/24)
Career 13 (2x), last vs. Michigan (11/25/24)

3-PT. FIELD GOALS MADE

Season 4 vs. USC Upstate (11/8/24)
Career 4 vs. USC Upstate (11/8/24)

3-PT. FIELD GOALS ATTEMPTED

Season 8 vs. Winthrop (11/11/24)
Career 8 vs. Winthrop (11/11/24)

FREE THROWS MADE

Season 5 vs. Delaware State (11/4/24)
Career 5 vs. Delaware State (11/4/24)

FREE THROWS ATTEMPTED

Season 7 vs. Delaware State (11/4/24)
Career 7 vs. Delaware State (11/4/24)

CAREER STATS

- Will look to have a big jump in production in his second season in Blacksburg.
- A four-year letterwinner at Greensboro Day under the winningest coach in North Carolina basketball history, Freddy Johnson.
- Three-time all-state, four-time all-conference and three-time conference player of the year.
- Eclipsed 2,000 career points in November 2022.
- Guided Greensboro Day to its 12th NCISAA state title as a senior.
- Four-star recruit according to ESPN.
- Rated the eighth-best player in the state of North Carolina, according to 247Sports.
- Chose the Hokies over Clemson, Virginia, Pitt, NC State and North Carolina A&T.
- Father, Victor, played college basketball at Mount Olive, advancing to the Elite 8 in 2005; played professionally overseas as well.

2024-25 GAME-BY-GAME STATS

Opponent	Date	GS	MIN	Total		3-Pointers		Free throws		Rebounds				PF	A	TO	BLK	STL	PTS	AVG	
				FG-FA	PCT	3FG-3FA	PCT	FT-FTA	PCT	OFF	DEF	TOT	AVG								
Delaware St.	11/04/2024	*	26:02	3-10	.300	2-7	.286	5-7	.714	0	3	3	3.0	0	4	2	0	0	13	13.0	
USC Upstate	11/08/2024	*	32:04	4-13	.308	4-7	.571	2-2	1.000	0	2	2	2.5	0	2	0	0	0	14	13.5	
Winthrop	11/11/2024	*	32:12	2-11	.182	2-8	.250	0-0	.000	0	3	3	2.7	0	3	2	0	0	6	11.0	
vs Penn St.	11/15/2024	*	25:05	1-6	.167	0-4	.000	0-0	.000	0	2	2	2.5	3	1	3	0	0	2	8.8	
Jacksonville	11/20/2024		28:01	3-9	.333	1-3	.333	2-2	1.000	0	1	1	2.2	1	1	1	0	0	9	8.8	
vs Michigan	11/25/2024		25:48	5-13	.385	2-6	.333	0-0	.000	0	2	2	2.2	1	0	3	0	1	12	9.3	
vs South Carolina	11/27/2024		28:14	5-9	.556	2-5	.400	0-0	.000	0	3	3	2.3	4	1	0	0	0	12	9.7	
Vanderbilt	12/04/2024		23:23	2-5	.400	1-4	.250	0-0	.000	0	1	1	2.1	4	0	0	0	1	5	9.1	
Pittsburgh	12/07/2024		23:46	1-6	.167	1-5	.200	0-0	.000	0	1	1	2.0	1	2	1	0	0	3	8.4	
N.C. A&T	12/12/2024		12:07	1-5	.200	1-4	.250	0-0	.000	0	1	1	1.9	1	3	0	0	0	3	7.9	
Navy	12/15/2024		10:56	1-1	1.000	1-1	1.000	0-0	.000	0	0	0	1.7	3	0	1	0	0	3	7.5	
vs Saint Joseph's	12/21/2024		11:47	1-4	.250	1-2	.500	0-0	.000	0	2	2	1.8	0	1	0	0	1	3	7.1	
at Duke	12/31/2024		19:35	1-3	.333	1-3	.333	3-3	1.000	0	2	2	1.8	1	0	0	0	2	6	7.0	
Miami (FL)	01/04/2025		03:51	0-1	.000	0-1	.000	0-0	.000	0	1	1	1.7	1	0	1	0	0	0	6.5	
at Stanford	01/08/2025		14:52	2-6	.333	0-3	.000	0-1	.000	0	0	0	1.6	2	0	1	0	1	4	6.3	
at California	01/11/2025		27:04	6-11	.545	1-2	.500	1-1	1.000	0	4	4	1.8	1	3	1	0	0	14	6.8	
NC State	01/15/2025	*	21:43	3-9	.333	1-5	.200	1-1	1.000	0	1	1	1.7	3	4	0	0	1	8	6.9	
Wake Forest	01/18/2025	*	08:10	1-4	.250	0-2	.000	0-0	.000	0	1	1	1.7	1	0	0	0	0	2	6.6	
at Georgia Tech	01/22/2025		15:51	1-4	.250	1-2	.500	0-0	.000	0	3	3	1.7	2	1	1	0	0	3	6.4	
Totals			6	390:30	43-130	.331	22-74	.297	14-17	.824	0	33	33	1.7	29	26	17	0	7	122	6.4

Player Averages

Games Played	Minutes/game	Points/game	FG Pct	3FG Pct	FT Pct	Rebounds/game	Assists/game	Turnovers/game	Assist/Turnover ratio	Steals/game	Blocks/game
19	20.6	6.4	33.1	29.7	82.4	1.7	1.4	0.9	1.5	0.4	0.0

PRODUCTION TRACKER

	This Season	Career
Scored 10+ Points	5	5
Scored 20+ Points	-	-
Led Tech in Scoring	2	2
Made 3+ 3FGs	1	2
Led Tech in 3FGM	3	6
Shot over 40% from 3	6	13
Shot over 50% from the floor	3	11
Had Multiple Assists	7	9
Had Multiple Steals	1	2



SEASON	TEAM	GP-GS	MIN/AVG	FG-FGA	FG%	3FG-3FGA	3FG%	FT-FTA	FT%	OFF	DEF	TOT	AVG	PF-FO	A	TO	BLK	STL	PTS	AVG
2023-24	VT	26-0	221/8.5	15-43	.349	12-32	.375	6-6	1.000	1	20	21	0.8	12-0	18	5	1	6	48	1.8
2024-25	VT	19-6	391/20.6	43-130	.331	22-74	.297	14-17	.824	0	33	33	1.7	29-0	26	17	0	7	122	6.4
TOTAL		45-6	612/13.6	58-173	.335	34-106	.321	20-23	.870	1	53	54	1.2	41-0	44	22	1	13	170	3.8

4 RODNEY BROWN JR.

SOPHOMORE Guard | 6-6 | 185 | Communication
Perris, California | Cal



SEASON/CAREER BESTS

POINTS

Season 13 vs. N.C. A&T (12/12/24)
Career 13 (2x), last vs. N.C. A&T (12/12/24)

REBOUNDS

Season 6 vs. N.C. A&T (12/12/24)
Career 6 vs. N.C. A&T (12/12/24)

ASSISTS

Season 5 at Cal (1/11/25)
Career 5 at Cal (1/11/25)

BLOCKS

Season 1 vs. N.C. A&T (12/12/24)
Career 1 (3x), last vs. N.C. A&T (12/12/24)

STEALS

Season 2 vs. Navy (12/15/24)
Career 4 vs. Tulane (11/22/23)

MINUTES

Season 30 vs. Navy (12/15/24)
Career 30 vs. Navy (12/15/24)

FIELD GOALS MADE

Season 5 vs. N.C. A&T (12/12/24)
Career 5 (2x), last vs. N.C. A&T (12/12/24)

FIELD GOALS ATTEMPTED

Season 9 vs. Navy (12/15/24)
Career 10 at Arizona (2/1/24)

3-PT. FIELD GOALS MADE

Season 3 (2x), last vs. Navy (12/15/24)
Career 3 (4x), last vs. Navy (12/15/24)

3-PT. FIELD GOALS ATTEMPTED

Season 5 vs. N.C. A&T (12/12/24)
Career 6 (2x), last at Arizona (2/1/24)

FREE THROWS MADE

Season 2 (2x), last at Ga. Tech (1/22/25)
Career 4 (2x), last at Washington St. (2/15/24)

FREE THROWS ATTEMPTED

Season 5 at Cal (1/11/25)
Career 5 at Cal (1/11/25)

CAREER STATS

- One of four Golden Bears to play all 32 games last season at Cal.
- Averaged 3.5 points and 1.1 rebounds in 14.1 minutes per game off the bench as a freshman.
- Shot 39.7% (23 of 58) from 3-point range & 40.6% (39 of 96) from the floor in 2023-24.
- Three double-figure scoring efforts, all in Pac-12 road games at USC (13), Arizona (12) & Washington State (12).
- Graduated from Rancho Christian School (Temecula, California) in spring 2023
- Led Rancho Christian to the 2023 CIF Southern Section Division 2A championship as a senior; scored 16 points in the title game.
- Despite hailing from California, his parents have since relocated to Arkansas.
- Picked Tech over Santa Clara.

2024-25 GAME-BY-GAME STATS

Opponent	Date	GS	MIN	Total		3-Pointers		Free throws		Rebounds				PF	A	TO	BLK	STL	PTS	AVG
				FG-FGA	PCT	3FG-3FGA	PCT	FT-FTA	PCT	OFF	DEF	TOT	AVG							
Delaware St.	11/04/2024		04:40	0-1	.000	0-1	.000	0-0	.000	0	0	0	0.0	0	1	0	0	0	0	0.0
USC Upstate	11/08/2024		00:55	0-1	.000	0-1	.000	0-0	.000	0	0	0	0.0	0	0	0	0	0	0	0.0
vs Penn St.	11/15/2024		03:35	1-1	1.000	0-0	.000	0-0	.000	0	1	1	0.3	1	0	0	0	0	2	0.7
Vanderbilt	12/04/2024		02:22	0-0	.000	0-0	.000	0-0	.000	0	1	1	0.5	0	0	0	0	0	0	0.5
N.C. A&T	12/12/2024		21:04	5-7	.714	3-5	.600	0-0	.000	0	6	6	1.6	1	2	2	1	0	13	3.0
Navy	12/15/2024		29:30	4-9	.444	3-4	.750	0-0	.000	0	4	4	2.0	1	3	1	0	2	11	4.3
vs Saint Joseph's	12/21/2024		29:20	1-6	.167	0-4	.000	1-2	.500	0	2	2	2.0	2	4	2	0	0	3	4.1
at Duke	12/31/2024		23:55	3-6	.500	2-3	.667	0-0	.000	0	1	1	1.9	2	4	1	0	1	8	4.6
Miami (FL)	01/04/2025		20:10	1-4	.250	1-3	.333	0-0	.000	0	2	2	1.9	0	3	2	0	0	3	4.4
at Stanford	01/08/2025		26:41	1-5	.200	0-0	.000	0-0	.000	1	3	4	2.1	3	3	1	0	1	2	4.2
at California	01/11/2025		22:12	2-6	.333	0-0	.000	2-5	.400	0	3	3	2.2	3	5	3	0	0	6	4.4
NC State	01/15/2025		27:51	1-5	.200	1-2	.500	1-2	.500	1	1	2	2.2	0	2	2	0	0	4	4.3
Wake Forest	01/18/2025		10:22	1-1	1.000	0-0	.000	0-0	.000	0	1	1	2.1	1	0	0	0	0	2	4.2
at Georgia Tech	01/22/2025		10:56	3-7	.429	2-2	1.000	2-2	1.000	2	3	5	2.3	0	1	3	0	0	10	4.6
Totals		0	233:33	23-59	.390	12-25	.480	6-11	.545	4	28	32	2.3	14	28	17	1	4	64	4.6

Player Averages

Games Played	Minutes/game	Points/game	FG Pct	3FG Pct	FT Pct	Rebounds/game	Assists/game	Turnovers/game	Assist/Turnover ratio	Steals/game	Blocks/game
14	16.7	4.6	39.0	48.0	54.5	2.3	2.0	1.2	1.6	0.3	0.1

PRODUCTION TRACKER

	This Season	Career
Scored 10+ Points	3	6
Scored 20+ Points	-	-
Led Tech in Scoring	-	-
Made 3+ 3FGs	2	4
Led Tech in 3FGM	2	2
Shot over 40% from 3	5	16
Had Multiple Assists	8	18
Had Multiple Blocks	-	-
Had Multiple Steals	1	5



SEASON	TEAM	GP-GS	MIN/AVG	FG-FGA	FG%	3FG-3FGA	3FG%	FT-FTA	FT%	OFF	DEF	TOT	AVG	PF-FO	A	TO	BLK	STL	PTS	AVG
2023-24	Cal	32-0	453/14.2	39-96	.406	23-58	.397	12-14	.857	8	27	35	1.1	48-1	28	20	2	6	113	3.5
2024-25	VT	14-0	234/16.7	23-59	.390	12-25	.480	6-11	.545	4	28	32	2.3	14-0	28	17	1	4	64	4.6
TOTAL FOR VT		14-0	234/16.7	23-59	.390	12-25	.480	6-11	.545	4	28	32	2.3	14-0	28	17	1	4	64	4.6
TOTAL		46-0	687/14.9	62-155	.400	35-83	.422	18-25	.720	12	55	67	1.5	62-1	56	37	3	10	177	3.8

5 PATRICK WESSLER

R-SOPHOMORE Center | 7-0 | 250 | Marketing Management
Matthews, North Carolina | Combine Academy



SEASON/CAREER BESTS

POINTS

Season 13 vs. N.C. A&T (12/12/24)
Career 13 vs. N.C. A&T (12/12/24)

REBOUNDS

Season 6 (2x), last vs. N.C. A&T (12/12/24)
Career 6 (2x), last vs. N.C. A&T (12/12/24)

ASSISTS

Season 1 (2x), last vs. St. Joseph's (12/21/24)
Career 1 (4x), last vs. St. Joseph's (12/21/24)

BLOCKS

Season 2 vs. Penn State (11/15/24)
Career 2 vs. Penn State (11/15/24)

STEALS

Season 1 (4x), last vs. NC State (1/15/25)
Career 1 (5x), last vs. NC State (1/15/25)

MINUTES

Season 19 at Duke (12/31/24)
Career 19 at Duke (12/31/24)

FIELD GOALS MADE

Season 5 vs. N.C. A&T (12/12/24)
Career 5 vs. N.C. A&T (12/12/24)

FIELD GOALS ATTEMPTED

Season 6 vs. N.C. A&T (12/12/24)
Career 6 vs. N.C. A&T (12/12/24)

3-PT. FIELD GOALS MADE

Season -
Career -

3-PT. FIELD GOALS ATTEMPTED

Season -
Career 1 at Wake Forest (12/30/23)

FREE THROWS MADE

Season 4 at Duke (12/31/24)
Career 4 at Duke (12/31/24)

FREE THROWS ATTEMPTED

Season 6 at Duke (12/31/24)
Career 6 at Duke (12/31/24)

CAREER STATS

- Has made great strides in his conditioning.
- Redshirted the 2022-23 season.
- Invited to the Allen Iverson 24K Showcase game in Memphis his senior year in high school.
- Played his final two seasons at Combine Academy where he guided the program to a state championship in 2021-22.
- Averaged 18 points, 14 rebounds and 2.3 blocks as a senior, while Combine ended the season ranked No. 20 in the country with a 25-5 record.
- Named 2020-21 HoopState Network Sixth Man of the Year.
- Played his freshman and sophomore seasons at David W. Butler High School in Matthews, N.C.
- Southwestern 4A Conference Player of the Year.
- Competed for CC Elite on the AAU circuit.
- Rated the 148th-best prospect in the 2022 class by 247Sports; Tabbed the third-best player in the state of North Carolina and the 24th-best center nationally, according to 247Sports.
- Chose the Hokies over Providence, Southern Cal, NC State and Ole Miss.
- Big fan of dogs as pets. His family always had multiple dogs while Patrick was growing up.

Last name pronounced: WES-ler

2024-25 GAME-BY-GAME STATS

Opponent	Date	GS	MIN	Total		3-Pointers		Free throws		Rebounds				PF	A	TO	BLK	STL	PTS	AVG
				FG-FGA	PCT	3FG-3FGA	PCT	FT-FTA	PCT	OFF	DEF	TOT	AVG							
Delaware St.	11/04/2024		09:28	1-1	1.000	0-0	.000	2-2	1.000	1	4	5	5.0	0	0	0	0	0	4	4.0
USC Upstate	11/08/2024		08:38	0-1	.000	0-0	.000	0-0	.000	0	0	0	2.5	1	0	1	1	0	0	2.0
Winthrop	11/11/2024		14:14	2-4	.500	0-0	.000	0-0	.000	2	4	6	3.7	3	0	1	0	0	4	2.7
vs Penn St.	11/15/2024		08:43	1-1	1.000	0-0	.000	3-4	.750	0	3	3	3.5	1	0	1	2	0	5	3.3
Jacksonville	11/20/2024		07:49	1-3	.333	0-0	.000	0-0	.000	2	3	5	3.8	1	0	1	0	0	2	3.0
vs Michigan	11/25/2024		06:25	2-3	.667	0-0	.000	0-0	.000	3	1	4	3.8	1	0	0	0	0	4	3.2
vs South Carolina	11/27/2024		10:43	2-3	.667	0-0	.000	0-0	.000	1	0	1	3.4	2	0	0	1	1	4	3.3
Vanderbilt	12/04/2024		08:03	2-3	.667	0-0	.000	0-0	.000	1	1	2	3.3	0	0	0	0	0	4	3.4
Pittsburgh	12/07/2024		05:07	1-3	.333	0-0	.000	0-0	.000	0	1	1	3.0	4	0	2	0	0	2	3.2
N.C. A&T	12/12/2024		17:00	5-6	.833	0-0	.000	3-5	.600	1	5	6	3.3	1	1	0	0	0	13	4.2
Navy	12/15/2024		18:24	2-4	.500	0-0	.000	0-0	.000	1	2	3	3.3	0	0	0	0	0	4	4.2
vs Saint Joseph's	12/21/2024		11:30	3-4	.750	0-0	.000	2-2	1.000	0	2	2	3.2	3	1	0	0	1	8	4.5
at Duke	12/31/2024		18:38	3-5	.600	0-0	.000	4-6	.667	1	1	2	3.1	2	0	0	0	1	10	4.9
Miami (FL)	01/04/2025		04:58	2-2	1.000	0-0	.000	0-0	.000	1	0	1	2.9	3	0	0	0	0	4	4.9
at Stanford	01/08/2025		06:52	1-3	.333	0-0	.000	0-0	.000	0	1	1	2.8	1	0	1	0	0	2	4.7
at California	01/11/2025		13:03	1-2	.500	0-0	.000	1-2	.500	0	4	4	2.9	1	0	1	1	0	3	4.6
NC State	01/15/2025		07:54	2-3	.667	0-0	.000	1-1	1.000	3	1	4	2.9	2	0	0	0	1	5	4.6
Wake Forest	01/18/2025		01:49	0-0	.000	0-0	.000	0-0	.000	0	0	0	2.8	0	0	0	0	1	0	4.3
at Georgia Tech	01/22/2025		09:40	0-1	.000	0-0	.000	1-2	.500	1	3	4	2.8	2	0	2	0	0	1	4.2
Totals			0 188:59	31-52	.596	0-0	.000	17-24	.708	18	36	54	2.8	28	2	11	6	4	79	4.2

Player Averages

Games Played	Minutes/ game	Points/ game	FG Pct	3FG Pct	FT Pct	Rebounds/ game	Assists/ game	Turnovers/ game	Assist/Turnover ratio	Steals/ game	Blocks/ game
19	9.9	4.2	59.6	0.0	70.8	2.8	0.1	0.6	0.2	0.2	0.3

PRODUCTION TRACKER

	This Season	Career
Scored 10+ Points	2	2
Had 5+ Rebounds	4	4
Had Multiple Blocks	1	1
Led Tech in Blocks	4	5
Had Multiple Steals	-	-
Shot over 50% from the floor	13	17
Played 10+ Minutes	8	9
Shot 5+ Free Throws	2	2
Had Multiple Dunks	-	-



SEASON	TEAM	GP-GS	MIN/AVG	FG-FGA	FG%	3FG-3FGA	3FG%	FT-FTA	FT%	OFF	DEF	TOT	AVG	PF-FO	A	TO	BLK	STL	PTS	AVG
2023-24	VT	13-0	50/3.9	5-13	.385	0-1	.000	2-4	.500	8	11	19	1.5	10-0	2	2	4	1	12	0.9
2024-25	VT	19-0	189/9.9	31-52	.596	0-0	.000	17-24	.708	18	36	54	2.8	28-0	2	11	6	4	79	4.2
TOTAL		32-0	239/7.5	36-65	.554	0-1	.000	19-28	.679	26	47	73	2.3	38-0	4	13	10	5	91	2.8

7 BRANDON RECHSTEINER

SOPHOMORE Guard | 6-1 | 190 | Sports Media and Analytics
Acworth, Georgia | Etowah



SEASON/CAREER BESTS

POINTS

Season 19 vs. USC Upstate (11/8/24)
Career 19 vs. USC Upstate (11/8/24)

REBOUNDS

Season 3 (2x), last vs. South Carolina (11/27/24)
Career 4 at Wake Forest (12/30/23)

ASSISTS

Season 6 at Georgia Tech (1/22/25)
Career 11 vs. American (12/21/23)

BLOCKS

Season -
Career -

STEALS

Season 2 (2x), last vs. St. Joseph's (12/21/24)
Career 2 (2x), last vs. St. Joseph's (12/21/24)

MINUTES

Season 34 vs. Pitt (12/7/24)
Career 34 vs. Pitt (12/7/24)

FIELD GOALS MADE

Season 7 vs. USC Upstate (11/8/24)
Career 7 vs. USC Upstate (11/8/24)

FIELD GOALS ATTEMPTED

Season 13 vs. South Carolina (11/27/24)
Career 13 vs. South Carolina (11/27/24)

3-PT. FIELD GOALS MADE

Season 3 (2x), last vs. Jacksonville (11/20/24)
Career 3 (2x), last vs. Jacksonville (11/20/24)

3-PT. FIELD GOALS ATTEMPTED

Season 7 (2x), last vs. N.C. A&T (12/12/24)
Career 7 (2x), last vs. N.C. A&T (12/12/24)

FREE THROWS MADE

Season 2 (3x), last vs. Wake Forest (1/18/25)
Career 4 vs. Coppin State (11/6/23)

FREE THROWS ATTEMPTED

Season 2 (4x), last vs. Wake Forest (1/18/25)
Career 4 vs. Coppin State (11/6/23)

- Wakes up at 4:50 a.m. almost every day
- Sharpshooter who should flourish on the offensive side in Coach Young's system.
- A four-year letterwinner at Etowah where he was coached by Jason Dasinger
- All-state and team captain as a junior and senior.
- Averaged 18 points, 5.3 rebounds, 5.1 assists and 2.8 steals per game as a senior, guiding Etowah to the GHSA Class 6A Final Four.
- GACA/GBCA 6A North Player of the Year.
- Reached 1,000 career points on Jan. 14, 2023.
- Consensus four-star recruit.
- Rated the 87th-best prospect in the 2023 class on 247Sports.
- Tabbed the second-best point guard in the state of Georgia and the 15th-best point guard nationally, according to 247Sports.
- Chose the Hokies over Gonzaga, Tennessee, Miami (Fla.), LSU, Xavier, Clemson and Notre Dame.
- Father, Scott, is a hall of fame professional wrestler; goes by Scott Steiner and Big Poppa Pump.
- Brother, Brock, is a wide receiver for Jacksonville State.

Last name pronounced: WRECK-stine-er

2024-25 GAME-BY-GAME STATS

Opponent	Date	GS	MIN	Total		3-Pointers		Free throws		Rebounds				PF	A	TO	BLK	STL	PTS	AVG	
				FG-FGA	PCT	3FG-3FGA	PCT	FT-FTA	PCT	OFF	DEF	TOT	AVG								
Delaware St.	11/04/2024	*	30:37	2-6	.333	2-5	.400	0-1	.000	0	1	1	1.0	4	3	2	0	1	6	6.0	
USC Upstate	11/08/2024	*	26:07	7-12	.583	3-5	.600	2-2	1.000	1	0	1	1.0	2	4	1	0	0	19	12.5	
Winthrop	11/11/2024	*	21:27	1-4	.250	0-3	.000	2-2	1.000	0	1	1	1.0	1	2	0	0	1	4	9.7	
vs Penn St.	11/15/2024	*	26:56	2-6	.333	1-4	.250	1-2	.500	0	1	1	1.0	2	5	2	0	0	6	8.8	
Jacksonville	11/20/2024	*	31:43	4-6	.667	3-5	.600	0-1	.000	1	1	2	1.2	4	3	5	0	1	11	9.2	
vs Michigan	11/25/2024	*	23:42	4-11	.364	0-4	.000	0-0	.000	1	2	3	1.5	4	1	3	0	2	8	9.0	
vs South Carolina	11/27/2024	*	30:03	4-13	.308	2-5	.400	0-0	.000	0	3	3	1.7	2	4	1	0	0	10	9.1	
Vanderbilt	12/04/2024	*	26:05	2-11	.182	1-7	.143	0-0	.000	0	2	2	1.8	1	4	4	0	1	5	8.6	
Pittsburgh	12/07/2024	*	33:34	4-9	.444	0-2	.000	0-0	.000	0	1	1	1.7	1	4	5	0	1	8	8.6	
N.C. A&T	12/12/2024	*	19:28	2-10	.200	1-7	.143	1-1	1.000	0	0	0	1.5	0	5	4	0	0	6	8.3	
Navy	12/15/2024	*	19:09	1-4	.250	0-2	.000	0-0	.000	0	0	0	1.4	0	4	2	0	0	2	7.7	
vs Saint Joseph's	12/21/2024		22:08	3-9	.333	1-5	.200	1-1	1.000	0	1	1	1.3	0	5	3	0	2	8	7.8	
at Duke	12/31/2024		18:07	1-3	.333	0-2	.000	0-0	.000	0	0	0	1.2	1	4	1	0	0	2	7.3	
Miami (FL)	01/04/2025		08:48	2-2	1.000	2-2	1.000	0-0	.000	1	0	1	1.2	0	0	1	0	1	6	7.2	
at Stanford	01/08/2025	*	26:36	2-6	.333	0-2	.000	0-0	.000	1	1	2	1.3	0	3	2	0	0	4	7.0	
at California	01/11/2025	*	23:26	5-9	.556	2-3	.667	0-0	.000	0	0	0	1.2	0	3	0	0	1	12	7.3	
NC State	01/15/2025	*	14:06	1-3	.333	1-2	.500	0-0	.000	0	0	0	1.1	1	0	2	0	0	3	7.1	
Wake Forest	01/18/2025		14:48	3-7	.429	2-5	.400	2-2	1.000	0	0	0	1.1	2	2	3	0	0	10	7.2	
at Georgia Tech	01/22/2025		24:15	3-6	.500	1-4	.250	0-0	.000	1	0	1	1.1	1	6	5	0	1	7	7.2	
Totals			14	441:05	53-137	.387	22-74	.297	9-12	.750	6	14	20	1.1	26	62	46	0	12	137	7.2

Player Averages

Games Played	Minutes/game	Points/game	FG Pct	3FG Pct	FT Pct	Rebounds/game	Assists/game	Turnovers/game	Assist/Turnover ratio	Steals/game	Blocks/game
19	23.2	7.2	38.7	29.7	75.0	1.1	3.3	2.4	1.3	0.6	0.0

PRODUCTION TRACKER

	This Season	Career
Scored 10+ Points	5	6
Scored 20+ Points	-	-
Made Multiple 3FGs	7	9
Made 3+ 3FGs	2	2
Led Tech in 3FGM	3	8
Shot over 40% from 3	8	16
Had 5+ Assists	4	5
Led Tech in Assists	12	17
Had Multiple Steals	2	2



CAREER STATS

SEASON	TEAM	GP-GS	MIN/AVG	FG-FGA	FG%	3FG-3FGA	3FG%	FT-FTA	FT%	OFF	DEF	TOT	AVG	PF-FO	A	TO	BLK	STL	PTS	AVG
2023-24	VT	26-2	239/9.2	16-43	.372	9-33	.273	6-8	.750	2	16	18	0.7	16-0	33	18	0	4	47	1.8
2024-25	VT	19-14	441/23.2	53-137	.387	22-74	.297	9-12	.750	6	14	20	1.1	26-0	62	46	0	12	137	7.2
TOTAL		45-16	680/15.1	69-180	.383	31-107	.290	15-20	.750	8	30	38	0.8	42-0	95	64	0	16	184	4.1

8 PETER CARR

FRESHMAN Guard | 6-5 | 205 | Computer Engineering
West Chester, Pennsylvania | West Chester East



SEASON/CAREER BESTS

POINTS

Season -
Career -

REBOUNDS

Season -
Career -

ASSISTS

Season -
Career -

BLOCKS

Season -
Career -

STEALS

Season -
Career -

MINUTES

Season 1 (2x), last vs. N.C. A&T (12/12/24)
Career 1 (2x), last vs. N.C. A&T (12/12/24)

FIELD GOALS MADE

Season -
Career -

FIELD GOALS ATTEMPTED

Season -
Career -

3-PT. FIELD GOALS MADE

Season -
Career -

3-PT. FIELD GOALS ATTEMPTED

Season -
Career -

FREE THROWS MADE

Season -
Career -

FREE THROWS ATTEMPTED

Season -
Career -

- Recruited as a preferred walk-on.
- Four-year letterwinner and captain at West Chester East where he was coached by Tom Durant.
- Helped the Vikings to three straight Ches-Mont Conference championships.
- Averaged 13.2 points, 4.3 rebounds, and 1.2 assists per game during his senior year.
- Played AAU basketball for East Coast Power in the HGSL.
- Honors student (4.7 GPA).
- DECA and Senior Class Vice President.
- Youngest of four children: brothers, Alexander and Andrew, and sister, Lizzie.
- Father, Philip, played basketball at the University of Delaware.
- Uncle, Tim Carr, played basketball at the University of Delaware and overseas.
- Brother, Andrew, is a graduate student currently playing basketball at the University of Kentucky.
- Sister, Lizzie, is a junior currently playing volleyball at Purdue University.

2024-25 GAME-BY-GAME STATS

Opponent	Date	GS	MIN	Total		3-Pointers		Free throws		Rebounds										
				FG-FGA	PCT	3FG-3FGA	PCT	FT-FTA	PCT	OFF	DEF	TOT	AVG	PF	A	TO	BLK	STL	PTS	AVG
Delaware St.	11/04/2024		00:33	0-0	.000	0-0	.000	0-0	.000	0	0	0	0.0	1	0	0	0	0	0	0.0
N.C. A&T	12/12/2024		01:21	0-0	.000	0-0	.000	0-0	.000	0	0	0	0.0	0	0	0	0	0	0	0.0
Totals		0	01:54	0-0	.000	0-0	.000	0-0	.000	0	0	0	0.0	1	0	0	0	0	0	0.0

Player Averages

Games Played	Minutes/game	Points/game	FG Pct	3FG Pct	FT Pct	Rebounds/game	Assists/game	Turnovers/game	Assist/Turnover ratio	Steals/game	Blocks/game
2	1.0	0.0	0.0	0.0	0.0	0.0	0.0	0.0	0.0	0.0	0.0

PRODUCTION TRACKER

	This Season
Scored 5+ Points	-
Scored 10+ Points	-
Made Multiple 3FGs	-
Made 3+ 3FGs	-
Led Tech in 3FGM	-
Shot over 40% from 3	-
Played 5+ Minutes	-
Had Multiple Assists	-
Had Multiple Steals	-



CAREER STATS

SEASON	TEAM	GP-GS	MIN/AVG	FG-FGA	FG%	3FG-3FGA	3FG%	FT-FTA	FT%	OFF	DEF	TOT	AVG	PF-FO	A	TO	BLK	STL	PTS	AVG
2024-25	VT	2-0	2/1.0	0-0	.000	0-0	.000	0-0	.000	0	0	0	0.0	1-0	0	0	0	0	0	0.0
TOTAL		2-0	2/1.0	0-0	.000	0-0	.000	0-0	.000	0	0	0	0.0	1-0	0	0	0	0	0	0.0

9 CONNER VENABLE

SOPHOMORE Guard | 6-3 | 195 | Multimedia Journalism and Architecture
Washington, D.C. | The Heights School



SEASON/CAREER BESTS

POINTS

Season 1 vs. N.C. A&T (12/12/24)
Career 1 vs. N.C. A&T (12/12/24)

REBOUNDS

Season -
Career 1 vs. Valparaiso (12/9/23)

ASSISTS

Season -
Career -

BLOCKS

Season -
Career -

STEALS

Season -
Career -

MINUTES

Season 1 (2x), last vs. N.C. A&T (12/12/24)
Career 2 vs. Vermont (12/16/23)

FIELD GOALS MADE

Season -
Career -

FIELD GOALS ATTEMPTED

Season -
Career 1 (2x), last vs. Virginia (2/19/24)

3-PT. FIELD GOALS MADE

Season -
Career -

3-PT. FIELD GOALS ATTEMPTED

Season -
Career 1 vs. Virginia (2/19/24)

FREE THROWS MADE

Season 1 vs. N.C. A&T (12/12/24)
Career 1 vs. N.C. A&T (12/12/24)

FREE THROWS ATTEMPTED

Season 3 vs. N.C. A&T (12/12/24)
Career 3 (2x), last vs. N.C. A&T (12/12/24)

- Recruited as a preferred walk-on.
- Two-time WCAC All-Conference Honorable Mention in 2021-22 and 2022-2023 at The Heights School in Potomac, Md.
- As the Cavaliers' leading scorer, averaged 25.5 points, 7.2 rebounds, 6.5 assists, 4.1 steals per game across a three-year career at The Heights School.
- Led the Cavaliers' to their first WCAC win in two years.
- Brother Ra'Mond Hines played at Georgetown (2014-18) and competed in the 2015 NCAA tournament.

2024-25 GAME-BY-GAME STATS

				Total		3-Pointers		Free throws		Rebounds											
Opponent	Date	GS	MIN	FG-FGA	PCT	3FG-3FGA	PCT	FT-FTA	PCT	OFF	DEF	TOT	AVG	PF	A	TO	BLK	STL	PTS	AVG	
Delaware St.	11/04/2024		00:33	0-0	.000	0-0	.000	0-0	.000	0	0	0	0.0	0	0	0	0	0	0	0.0	
N.C. A&T	12/12/2024		01:21	0-0	.000	0-0	.000	1-3	.333	0	0	0	0.0	0	0	0	0	0	0	0.5	
Totals		0	01:54	0-0	.000	0-0	.000	1-3	.333	0	0	0	0.0	0	0	0	0	0	1	0.5	

Player Averages

Games Played	Minutes/game	Points/game	FG Pct	3FG Pct	FT Pct	Rebounds/game	Assists/game	Turnovers/game	Assist/Turnover ratio	Steals/game	Blocks/game
2	1.0	0.5	0.0	0.0	33.3	0.0	0.0	0.0	0.0	0.0	0.0

PRODUCTION TRACKER

	This Season	Career
Scored 5+ Points	-	-
Scored 10+ Points	-	-
Made Multiple 3FGs	-	-
Made 3+ 3FGs	-	-
Led Tech in 3FGM	-	-
Shot over 40% from 3	-	-
Played 5+ Minutes	-	-
Had Multiple Assists	-	-
Had Multiple Steals	-	-



CAREER STATS

SEASON	TEAM	GP-GS	MIN/AVG	FG-FGA	FG%	3FG-3FGA	3FG%	FT-FTA	FT%	OFF	DEF	TOT	AVG	PF-FO	A	TO	BLK	STL	PTS	AVG
2023-24	VT	4-0	4/1.0	0-2	.000	0-1	.000	0-3	.000	1	0	1	0.3	0-0	0	0	0	0	0	0.0
2024-25	VT	2-0	2/1.0	0-0	.000	0-0	.000	1-3	.333	0	0	0	0.0	0-0	0	0	0	0	1	0.5
TOTAL		6-0	6/1.0	0-2	.000	0-1	.000	1-6	.167	1	0	1	0.2	0-0	0	0	0	0	1	0.2

10 TYLER JOHNSON

FRESHMAN Guard | 6-5 | 215 | Earth Science Education
Orlando, Florida | Oak Ridge



SEASON/CAREER BESTS

POINTS

Season 16 vs. USC Upstate (11/8/24)
Career 16 vs. USC Upstate (11/8/24)

REBOUNDS

Season 12 at Cal (1/11/25)
Career 12 at Cal (1/11/25)

ASSISTS

Season 5 vs. N.C. A&T (12/12/24)
Career 5 vs. N.C. A&T (12/12/24)

BLOCKS

Season 1 (3x), last vs. Wake Forest (1/18/25)
Career 1 (3x), last vs. Wake Forest (1/18/25)

STEALS

Season 1 (9x), last at Ga. Tech (1/22/25)
Career 1 (9x), last at Ga. Tech (1/22/25)

MINUTES

Season 35 at Cal (1/11/25)
Career 35 at Cal (1/11/25)

FIELD GOALS MADE

Season 5 (3x), last at Ga. Tech (1/22/25)
Career 5 (3x), last at Ga. Tech (1/22/25)

FIELD GOALS ATTEMPTED

Season 8 vs. Delaware State (11/4/24)
Career 8 vs. Delaware State (11/4/24)

3-PT. FIELD GOALS MADE

Season 2 at Georgia Tech (1/22/25)
Career 2 at Georgia Tech (1/22/25)

3-PT. FIELD GOALS ATTEMPTED

Season 4 at Georgia Tech (1/22/25)
Career 4 at Georgia Tech (1/22/25)

FREE THROWS MADE

Season 6 vs. USC Upstate (11/8/24)
Career 6 vs. USC Upstate (11/8/24)

FREE THROWS ATTEMPTED

Season 7 vs. USC Upstate (11/8/24)
Career 7 vs. USC Upstate (11/8/24)

- Mike Young called him a “hard-rocking man” who plays hard and is a “fierce offensive rebounder.”
- Four-year letterwinner at Oak Ridge where he was coached by Steve Reece.
- All-Metro and Orlando Sentinel All-Central Florida first team as a junior.
- Coached by Steve Reece and Sean Campbell while playing on the EYBL circuit with the Florida Rebels.
- Consensus three-star recruit.
- Rated the 189th-best prospect in the 2024 class on 247Sports.
- Recognized as the 17th-best player in the state of Florida and the 36th best at his position nationally, according to 247Sports.
- Chose Tech over FAU, Texas State and Hofstra.

2024-25 GAME-BY-GAME STATS

Opponent	Date	GS	MIN	Total		3-Pointers		Free throws		Rebounds				PF	A	TO	BLK	STL	PTS	AVG	
				FG-FA	PCT	3FG-3FGA	PCT	FT-FTA	PCT	OFF	DEF	TOT	AVG								
Delaware St.	11/04/2024		24:33	4-8	.500	0-2	.000	0-3	.000	2	4	6	6.0	3	1	2	1	1	8	8.0	
USC Upstate	11/08/2024		21:28	5-7	.714	0-1	.000	6-7	.857	1	3	4	5.0	1	1	0	0	0	16	12.0	
Winthrop	11/11/2024		20:20	2-7	.286	0-1	.000	0-0	.000	6	4	10	6.7	2	0	4	1	1	4	9.3	
vs Penn St.	11/15/2024		25:28	1-2	.500	0-1	.000	2-2	1.000	2	4	6	6.5	3	0	3	0	0	4	8.0	
Jacksonville	11/20/2024	*	19:48	1-5	.200	0-1	.000	1-1	1.000	1	0	1	5.4	0	2	0	0	1	3	7.0	
vs Michigan	11/25/2024	*	21:02	1-6	.167	0-2	.000	0-0	.000	3	3	6	5.5	2	1	1	0	0	2	6.2	
vs South Carolina	11/27/2024	*	17:51	2-5	.400	0-0	.000	0-0	.000	0	1	1	4.9	1	1	1	0	0	4	5.9	
Vanderbilt	12/04/2024	*	20:13	2-7	.286	0-1	.000	4-6	.667	4	1	5	4.9	3	0	1	0	1	8	6.1	
Pittsburgh	12/07/2024	*	21:19	3-3	1.000	1-1	1.000	1-1	1.000	0	6	6	5.0	2	0	4	0	0	8	6.3	
N.C. A&T	12/12/2024	*	22:35	3-7	.429	1-2	.500	0-0	.000	3	5	8	5.3	3	5	2	0	0	7	6.4	
Navy	12/15/2024	*	18:50	2-4	.500	1-2	.500	2-2	1.000	0	3	3	5.1	3	1	1	0	1	7	6.5	
vs Saint Joseph's	12/21/2024	*	12:11	0-1	.000	0-0	.000	0-0	.000	0	4	4	5.0	0	0	1	0	1	0	5.9	
at Duke	12/31/2024	*	14:58	0-2	.000	0-0	.000	0-0	.000	0	2	2	4.8	1	1	1	0	0	0	5.5	
Miami (FL)	01/04/2025	*	28:46	2-6	.333	1-2	.500	2-2	1.000	1	3	4	4.7	4	3	0	0	1	7	5.6	
at Stanford	01/08/2025	*	18:21	1-2	.500	0-0	.000	0-1	.000	0	1	1	4.5	3	0	1	0	0	2	5.3	
at California	01/11/2025	*	34:40	5-7	.714	0-0	.000	1-1	1.000	3	9	12	4.9	4	1	3	0	0	11	5.7	
NC State	01/15/2025	*	29:44	2-4	.500	1-2	.500	0-0	.000	2	4	6	5.0	1	0	2	0	0	5	5.6	
Wake Forest	01/18/2025	*	32:52	3-6	.500	0-1	.000	3-3	1.000	3	7	10	5.3	2	3	1	1	1	9	5.8	
at Georgia Tech	01/22/2025	*	23:38	5-7	.714	2-4	.500	2-2	1.000	3	2	5	5.3	3	0	3	0	1	14	6.3	
Totals			15	428:36	44-96	.458	7-23	.304	24-31	.774	34	66	100	5.3	41	20	31	3	9	119	6.3

Player Averages

Games Played	Minutes/ game	Points/ game	FG Pct	3FG Pct	FT Pct	Rebounds/ game	Assists/ game	Turnovers/ game	Assist/Turnover ratio	Steals/ game	Blocks/ game
19	22.6	6.3	45.8	30.4	77.4	5.3	1.1	1.6	0.6	0.5	0.2

PRODUCTION TRACKER

	This Season
Scored 10+ Points	3
Scored 20+ Points	-
Led Tech in Scoring	1
Had 10+ Rebounds	3
Led Tech in Rebounding	3
Had a Double-Double	1
Shot over 50% from the floor	10
Made 3+ 3FGs	-
Shot 5+ Free Throws	2



CAREER STATS

SEASON	TEAM	GP-GS	MIN/AVG	FG-FGA	FG%	3FG-3FGA	3FG%	FT-FTA	FT%	OFF	DEF	TOT	AVG	PF-FO	A	TO	BLK	STL	PTS	AVG
2024-25	VT	19-15	429/22.6	44-96	.458	7-23	.304	24-31	.774	34	66	100	5.3	41-0	20	31	3	9	119	6.3
TOTAL		19-15	429/22.6	44-96	.458	7-23	.304	24-31	.774	34	66	100	5.3	41-0	20	31	3	9	119	6.3

11 BEN HAMMOND

FRESHMAN Guard | 5-11 | 170 | Sports Media and Analytics
Fairfax, Virginia | Paul VI



SEASON/CAREER BESTS

POINTS

Season 17 vs. N.C. A&T (12/12/24)
Career 17 vs. N.C. A&T (12/12/24)

REBOUNDS

Season 4 (2x), last vs. Miami (1/4/25)
Career 4 (2x), last vs. Miami (1/4/25)

ASSISTS

Season 8 vs. Miami (1/4/25)
Career 8 vs. Miami (1/4/25)

BLOCKS

Season -
Career -

STEALS

Season 5 vs. N.C. A&T (12/12/24)
Career 5 vs. N.C. A&T (12/12/24)

MINUTES

Season 31 vs. Miami (1/4/25)
Career 31 vs. Miami (1/4/25)

FIELD GOALS MADE

Season 6 vs. N.C. A&T (12/12/24)
Career 6 vs. N.C. A&T (12/12/24)

FIELD GOALS ATTEMPTED

Season 9 vs. Wake Forest (1/18/25)
Career 9 vs. Wake Forest (1/18/25)

3-PT. FIELD GOALS MADE

Season 3 vs. N.C. A&T (12/12/24)
Career 3 vs. N.C. A&T (12/12/24)

3-PT. FIELD GOALS ATTEMPTED

Season 3 (2x), last vs. N.C. A&T (12/12/24)
Career 3 (2x), last vs. N.C. A&T (12/12/24)

FREE THROWS MADE

Season 5 vs. Michigan (11/25/24)
Career 5 vs. Michigan (11/25/24)

FREE THROWS ATTEMPTED

Season 6 vs. Michigan (11/25/24)
Career 6 vs. Michigan (11/25/24)

CAREER STATS

SEASON	TEAM	GP-GS	MIN/AVG	FG-FGA	FG%	3FG-3FGA	3FG%	FT-FTA	FT%	OFF	DEF	TOT	AVG	PF-FO	A	TO	BLK	STL	PTS	AVG
2024-25	VT	16-5	277/17.3	24-68	.353	8-19	.421	20-26	.769	3	22	25	1.6	26-0	34	25	0	16	76	4.8
TOTAL		16-5	277/17.3	24-68	.353	8-19	.421	20-26	.769	3	22	25	1.6	26-0	34	25	0	16	76	4.8

- Previously signed with Rhode Island in fall 2023; reopened his recruitment on April 16, 2024 and chose the Hokies less than two weeks later.
- Point guard for Paul VI, which finished the 2023-24 season 35-3 and ranked No. 2 in the country by ESPN.
- Earned First-Team All-Met honors in March after averaging 14 points, 6.7 assists, 4.5 rebounds and 3.4 steals per game as a senior.
- Eclipsed 1,000 career points and became PVI's all-time winningest player after guiding the Panthers to their fourth straight VISAA state title and his second WCAC title.
- Played for Team Takeover on the Nike EYBL circuit; joins former Tech star Erick Green, who led the nation in scoring in 2013, with ties to Paul VI and Team Takeover.
- Consensus three-star prospect and a top-10 player in Virginia.
- Chose the Hokies over Tennessee.
- David Jackson, the Hokies' strength and conditioning coach, calls him Mighty Mouse because despite his small stature, he is jacked and lightning quick.
- Father served in the army for 23 years and retired as a Lt. Colonel.

2024-25 GAME-BY-GAME STATS

Opponent	Date	GS	MIN	Total		3-Pointers		Free throws		Rebounds				PF	A	TO	BLK	STL	PTS	AVG
				FG-FGA	PCT	3FG-3FGA	PCT	FT-FTA	PCT	OFF	DEF	TOT	AVG							
Delaware St.	11/04/2024		08:50	0-2	.000	0-2	.000	0-0	.000	0	1	1	1.0	2	2	1	0	1	0	0.0
USC Upstate	11/08/2024		13:53	2-4	.500	0-1	.000	0-0	.000	0	2	2	1.5	2	2	0	0	1	4	2.0
Winthrop	11/11/2024		18:33	1-4	.250	1-3	.333	3-4	.750	0	0	0	1.0	1	1	0	0	2	6	3.3
vs Penn St.	11/15/2024		16:30	2-4	.500	0-0	.000	0-1	.000	0	0	0	0.8	4	1	4	0	1	4	3.5
Jacksonville	11/20/2024		08:17	0-1	.000	0-0	.000	1-2	.500	0	1	1	0.8	0	0	2	0	0	1	3.0
vs Michigan	11/25/2024		18:58	1-6	.167	1-1	1.000	5-6	.833	0	1	1	0.8	2	3	0	0	1	8	3.8
vs South Carolina	11/27/2024		15:04	0-4	.000	0-1	.000	0-0	.000	0	2	2	1.0	0	1	1	0	1	0	3.3
Vanderbilt	12/04/2024		13:55	0-3	.000	0-1	.000	1-2	.500	0	1	1	1.0	2	0	3	0	0	1	3.0
Pittsburgh	12/07/2024		06:26	0-0	.000	0-0	.000	0-0	.000	0	1	1	1.0	1	1	1	0	0	0	2.7
N.C. A&T	12/12/2024		23:04	6-6	1.000	3-3	1.000	2-2	1.000	0	1	1	1.0	3	4	3	0	5	17	4.1
Navy	12/15/2024		20:51	4-6	.667	1-1	1.000	2-2	1.000	0	1	1	1.0	0	3	1	0	2	11	4.7
vs Saint Joseph's	12/21/2024	*	17:52	3-6	.500	1-2	.500	4-4	1.000	1	1	2	1.1	3	2	2	0	0	11	5.3
at Duke	12/31/2024	*	21:53	1-3	.333	0-0	.000	0-0	.000	1	3	4	1.3	1	3	3	0	0	2	5.0
Miami (FL)	01/04/2025	*	31:12	2-4	.500	1-1	1.000	0-0	.000	0	4	4	1.5	2	8	3	0	2	5	5.0
Wake Forest	01/18/2025	*	25:12	1-9	.111	0-1	.000	2-3	.667	0	2	2	1.5	2	1	1	0	0	4	4.9
at Georgia Tech	01/22/2025	*	16:16	1-6	.167	0-2	.000	0-0	.000	1	1	2	1.6	1	2	0	0	0	2	4.8
Totals		5	276:46	24-68	.353	8-19	.421	20-26	.769	3	22	25	1.6	26	34	25	0	16	76	4.8

Player Averages

Games Played	Minutes/ game	Points/ game	FG Pct	3FG Pct	FT Pct	Rebounds/ game	Assists/ game	Turnovers/ game	Assist/Turnover ratio	Steals/ game	Blocks/ game
16	17.3	4.8	35.3	42.1	76.9	1.6	2.1	1.6	1.4	1.0	0.0

PRODUCTION TRACKER

	This Season
Scored 10+ Points	3
Led Tech in Scoring	2
Made Multiple 3FGs	1
Had Multiple Assists	9
Had 5+ Assists	1
Led Tech in Assists	2
Shot over 50% from the floor	6
Had Multiple Steals	4
Led Tech in Steals	5



13 BEN BURNHAM

SENIOR Forward | 6-7 | 220 | Psychology
Fort Mill, South Carolina | College of Charleston



SEASON/CAREER BESTS

POINTS

Season 18 at Stanford (1/8/25)
Career 25 vs. Stony Brook (2/25/23)

REBOUNDS

Season 9 vs. N.C. A&T (12/12/24)
Career 13 at Hofstra (2/28/22)

ASSISTS

Season 4 vs. Vanderbilt (12/4/24)
Career 4 (2x), last vs. Vanderbilt (12/4/24)

BLOCKS

Season 2 vs. N.C. A&T (12/12/24)
Career 2 (10x), last vs. N.C. A&T (12/12/24)

STEALS

Season 2 (3x), last vs. NC State (1/15/25)
Career 3 (3x), last vs. The Citadel (12/14/23)

MINUTES

Season 30 vs. Pitt (12/7/24)
Career 35 vs. Presbyterian (12/12/21)

FIELD GOALS MADE

Season 7 (2x), last at Stanford (1/8/25)
Career 10 vs. Stony Brook (2/25/23)

FIELD GOALS ATTEMPTED

Season 11 vs. NC State (1/15/25)
Career 19 vs. Wyoming (11/17/23)

3-PT. FIELD GOALS MADE

Season 4 at Stanford (1/8/25)
Career 4 (3x), last at Stanford (1/8/25)

3-PT. FIELD GOALS ATTEMPTED

Season 5 (4x) at Stanford (1/8/25)
Career 10 vs. Wyoming (11/17/23)

FREE THROWS MADE

Season 3 vs. NC State (1/15/25)
Career 6 (2x), last vs. Alabama (3/22/24)

FREE THROWS ATTEMPTED

Season 3 (2x), last vs. NC State (1/15/25)
Career 8 (3x), last vs. Alabama (3/22/24)

CAREER STATS

SEASON	TEAM	GP-GS	MIN/AVG	FG-FGA	FG%	3FG-3FGA	3FG%	FT-FTA	FT%	OFF	DEF	TOT	AVG	PF-FO	A	TO	BLK	STL	PTS	AVG
2021-22	CC	32-26	630/19.7	97-205	.473	23-71	.324	28-43	.651	47	91	138	4.3	57-0	27	37	15	22	245	7.7
2022-23	CC	35-0	588/16.8	116-219	.530	41-92	.446	36-50	.720	38	90	128	3.7	57-0	19	36	12	12	309	8.8
2023-24	CC	35-35	771/22.0	157-338	.464	46-125	.368	57-82	.695	59	100	159	4.5	55-1	31	34	17	30	417	11.9
2024-25	VT	19-0	379/20.0	50-112	.446	20-43	.465	15-21	.714	23	38	61	3.2	30-1	16	12	4	11	135	7.1
TOTAL FOR VT		19-0	379/20.0	50-112	.446	20-43	.465	15-21	.714	23	38	61	3.2	30-1	16	12	4	11	135	7.1
TOTAL		121-61	2368/19.6	420-874	.481	130-331	.393	136-196	.694	167	319	486	4.0	199-2	93	119	48	75	1106	9.1

- When asked to describe Ben Burnham in one word, Mike Young said: "tough." He's not afraid to embrace physicality.
- Advanced to the 2024 NCAA tournament following a 82-79 overtime win against Stony Brook in the CAA title game.
- Averaged 11.9 points per game as a junior at College of Charleston.
- Scored 19 points against Alabama in the NCAA first round game.
- 6-foot-7 forward who starred at Carmel Christian School in Charlotte, N.C.
- Recorded two monster triple-double performances as a senior with 22 points, 16 rebounds and 10 blocks versus Victory Christian on Jan. 26 and 23 points, 23 rebounds and 10 blocks against Charlotte Christian in the state 4A playoffs.
- A two-time NCISAA all-state selection.
- Chose Tech over Florida State, Ole Miss and South Carolina.
- Has a good sense of humor. When asked what fans should know about him, he said, "I love food, so if anyone wants to take me out to lunch, let me know."
- Burnham was a skateboarder back in the day.

Last name pronounced: burn-UM

2024-25 GAME-BY-GAME STATS

Opponent	Date	GS	MIN	Total		3-Pointers		Free throws		Rebounds				PF	A	TO	BLK	STL	PTS	AVG	
				FG-FGA	PCT	3FG-3FGA	PCT	FT-FTA	PCT	OFF	DEF	TOT	AVG								
Delaware St.	11/04/2024		17:25	0-3	.000	0-1	.000	2-2	1.000	2	2	4	4.0	2	0	1	0	0	2	2.0	
USC Upstate	11/08/2024		16:01	0-2	.000	0-0	.000	1-2	.500	3	2	5	4.5	2	0	1	0	0	1	1.5	
Winthrop	11/11/2024		10:44	1-3	.333	0-1	.000	0-0	.000	0	2	2	3.7	1	0	0	0	0	2	1.7	
vs Penn St.	11/15/2024		11:45	2-3	.667	2-2	1.000	2-2	1.000	1	2	3	3.5	5	2	1	0	0	8	3.3	
Jacksonville	11/20/2024		18:11	2-8	.250	0-2	.000	2-3	.667	1	4	5	3.8	0	3	0	0	1	6	3.8	
vs Michigan	11/25/2024		22:44	2-6	.333	0-0	.000	1-2	.500	2	2	4	3.8	2	0	0	0	0	5	4.0	
vs South Carolina	11/27/2024		22:18	3-5	.600	2-2	1.000	0-0	.000	0	1	1	3.4	2	0	3	1	1	8	4.6	
Vanderbilt	12/04/2024		22:48	4-9	.444	1-5	.200	1-1	1.000	3	3	6	3.8	2	4	1	0	1	10	5.3	
Pittsburgh	12/07/2024		29:42	2-9	.222	1-5	.200	0-0	.000	2	3	5	3.9	2	1	2	0	0	5	5.2	
N.C. A&T	12/12/2024		21:38	3-7	.429	2-5	.400	0-0	.000	4	5	9	4.4	3	2	2	2	2	8	5.5	
Navy	12/15/2024		21:43	7-9	.778	2-3	.667	1-1	1.000	1	0	1	4.1	3	1	0	0	0	17	6.5	
vs Saint Joseph's	12/21/2024		26:34	4-7	.571	3-3	1.000	0-0	.000	0	2	2	3.9	0	0	0	0	1	11	6.9	
at Duke	12/31/2024		17:46	4-7	.571	1-3	.333	0-0	.000	0	0	0	3.6	0	1	0	0	0	9	7.1	
Miami (FL)	01/04/2025		15:11	2-5	.400	1-2	.500	0-0	.000	0	2	2	3.5	1	0	0	0	2	5	6.9	
at Stanford	01/08/2025		26:50	7-10	.700	4-5	.800	0-0	.000	1	3	4	3.5	0	1	1	1	1	18	7.7	
at California	01/11/2025		21:02	2-2	1.000	0-0	.000	1-2	.500	1	0	1	3.4	0	0	0	0	0	5	7.5	
NC State	01/15/2025		26:36	4-11	.364	1-2	.500	3-3	1.000	1	4	5	3.5	3	1	0	0	2	12	7.8	
Wake Forest	01/18/2025		21:58	1-4	.250	0-1	.000	1-3	.333	0	0	0	3.3	0	0	0	0	0	3	7.5	
at Georgia Tech	01/22/2025		08:11	0-2	.000	0-1	.000	0-0	.000	1	1	2	3.2	2	0	0	0	0	0	7.1	
Totals			0	379:07	50-112	.446	20-43	.465	15-21	.714	23	38	61	3.2	30	16	12	4	11	135	7.1

Player Averages

Games Played	Minutes/game	Points/game	FG Pct	3FG Pct	FT Pct	Rebounds/game	Assists/game	Turnovers/game	Assist/Turnover ratio	Steals/game	Blocks/game
19	20.0	7.1	44.6	46.5	71.4	3.2	0.8	0.6		1.3	0.6

PRODUCTION TRACKER

	This Season	Career
Scored 10+ Points	5	52
Scored 20+ Points	-	5
Led Tech in Scoring	3	3
Had 10+ Rebounds	-	3
Led Tech in Rebounding	1	1
Had a Double-Double	-	-
Shot over 50% from the floor	7	64
Made 3+ 3FGs	2	14
Shot 5+ Free Throws	-	5



21 RYAN JONES JR.

FRESHMAN Forward | 6-8 | 240 | Graphic Design
Gainesville, Florida | The Rock School



SEASON/CAREER BESTS

POINTS

Season 4 vs. Delaware State (11/4/24)
Career 4 vs. Delaware State (11/4/24)

REBOUNDS

Season 1 (2x), last vs. St. Joseph's (12/21/24)
Career 1 (2x), last vs. St. Joseph's (12/21/24)

ASSISTS

Season -
Career -

BLOCKS

Season -
Career -

STEALS

Season -
Career -

MINUTES

Season 4 vs. N.C. A&T (12/12/24)
Career 4 vs. N.C. A&T (12/12/24)

FIELD GOALS MADE

Season 2 vs. Delaware State (11/4/24)
Career 2 vs. Delaware State (11/4/24)

FIELD GOALS ATTEMPTED

Season 2 (2x), last vs. N.C. A&T (12/12/24)
Career 2 (2x), last vs. N.C. A&T (12/12/24)

3-PT. FIELD GOALS MADE

Season -
Career -

3-PT. FIELD GOALS ATTEMPTED

Season 2 vs. N.C. A&T (12/12/24)
Career 2 vs. N.C. A&T (12/12/24)

FREE THROWS MADE

Season -
Career -

FREE THROWS ATTEMPTED

Season -
Career -

- Strong in his faith of Jesus Christ; attends numerous FCA events as a campus student leader.
- Five-year letterwinner at The Rock School where he was coached by Justin Harden.
- Offensive player of the year as a sophomore and SIAA first team as a junior.
- Played AAU with Judah Nation.
- Won a gold medal with Team USA at the 2021 FIBA Americas U16 Championship.
- Consensus four-star recruit.
- Rated the 69th-best prospect in the 2024 class on 247Sports.
- Recognized as the 12th-best player in the state of Florida and the 12th-best center nationally, according to 247Sports.
- Chose Tech over Florida.
- Hidden talent is drawing.

2024-25 GAME-BY-GAME STATS

Opponent	Date	GS	MIN	Total		3-Pointers		Free throws		Rebounds				PF				STL				PTS	AVG
				FG-FGA	PCT	3FG-3FGA	PCT	FT-FTA	PCT	OFF	DEF	TOT	AVG	A	TO	BLK	STL						
Delaware St.	11/04/2024		01:48	2-2	1.000	0-0	.000	0-0	.000	1	0	1	1.0	0	0	0	0	0	4	4.0			
USC Upstate	11/08/2024		00:55	0-0	.000	0-0	.000	0-0	.000	0	0	0	0.5	0	0	0	0	0	0	2.0			
vs Penn St.	11/15/2024		02:44	1-1	1.000	0-0	.000	0-0	.000	0	0	0	0.3	1	0	0	0	0	2	2.0			
N.C. A&T	12/12/2024		03:53	0-2	.000	0-2	.000	0-0	.000	0	0	0	0.3	2	0	0	0	0	0	1.5			
vs Saint Joseph's	12/21/2024		01:06	0-0	.000	0-0	.000	0-0	.000	0	1	1	0.4	0	0	0	0	0	0	1.2			
Totals		0	10:26	3-5	.600	0-2	.000	0-0	.000	1	1	2	0.4	3	0	0	0	0	6	1.2			

Player Averages

Games Played	Minutes/game	Points/game	FG Pct	3FG Pct	FT Pct	Rebounds/game	Assists/game	Turnovers/game	Assist/Turnover ratio	Steals/game	Blocks/game
5	2.1	1.2	60.0	0.0	0.0	0.4	0.0	0.0	0.0	0.0	0.0

PRODUCTION TRACKER

	This Season
Scored 10+ Points	-
Made Multiple 3FGs	-
Had 10+ Rebounds	-
Had Multiple Blocks	-
Led Tech in Blocks	-
Had Multiple Steals	-
Shot over 50% from the floor	2
Shot 5+ Free Throws	-
Had Multiple Dunks	-



CAREER STATS

SEASON	TEAM	GP-GS	MIN/AVG	FG-FGA	FG%	3FG-3FGA	3FG%	FT-FTA	FT%	OFF	DEF	TOT	AVG	PF-FO	A	TO	BLK	STL	PTS	AVG
2024-25	VT	5-0	10/2.1	3-5	.600	0-2	.000	0-0	.000	1	1	2	0.4	3-0	0	0	0	0	6	1.2
TOTAL		5-0	10/2.1	3-5	.600	0-2	.000	0-0	.000	1	1	2	0.4	3-0	0	0	0	0	6	1.2

22 CONNOR SERVEN

GRADUATE STUDENT Forward | 6-8 | 225 | Agricultural and Life Sciences
Prairie City, Illinois | Eastern Michigan



SEASON/CAREER BESTS

POINTS

Season -
Career 15 vs. Kent State (1/6/24)

REBOUNDS

Season 1 (2x), last vs. N.C. A&T (12/12/24)
Career 10 at Buffalo (2/20/24)

ASSISTS

Season -
Career 3 (3x), last at Central Mich. (3/8/24)

BLOCKS

Season 1 vs. N.C. A&T (12/12/24)
Career 3 at Central Michigan (3/8/24)

STEALS

Season -
Career 3 at Central Michigan (3/8/24)

MINUTES

Season 3 at Duke (12/31/24)
Career 42 at Central Michigan (3/8/24)

FIELD GOALS MADE

Season -
Career 5 (2x), last at Akron (3/5/24)

FIELD GOALS ATTEMPTED

Season -
Career 10 vs. Kent State (1/6/24)

3-PT. FIELD GOALS MADE

Season -
Career 2 at Buffalo (2/20/24)

3-PT. FIELD GOALS ATTEMPTED

Season -
Career 5 at Central Michigan (3/8/24)

FREE THROWS MADE

Season -
Career 5 vs. Kent State (1/6/24)

FREE THROWS ATTEMPTED

Season -
Career 5 (2x), last vs. Buffalo (1/27/24)

- Averaged 3.3 points and 3.1 rebounds in 31 games played at Eastern Michigan.
- Connected on 43.5% (40-92) of his field-goal attempts at EMU.
- Dialed up a career-high 15 points on 5 of 10 shooting vs. Kent State on Jan. 6, 2024.
- Notched three double-figure scoring games for the Eagles in 2023-24.
- Played three seasons for the Fighting Illini under head coach Brad Underwood.
- Appeared in 18 games during his time in Champaign, scoring three points and collecting seven rebounds.
- Member of three NCAA tournament teams, including two squads that advanced to the NCAA Second Round in both 2022 and 2023.
- Graduated from St. Rita High School and played under head coach Roshawn Russel

Last name pronounced: sir-VEN

2024-25 GAME-BY-GAME STATS

Opponent	Date	GS	MIN	Total		3-Pointers		Free throws		Rebounds			PF	A	TO	BLK	STL	PTS	AVG
				FG-FGA	PCT	3FG-3FGA	PCT	FT-FTA	PCT	OFF	DEF	TOT							
Delaware St.	11/04/2024		01:18	0-0	.000	0-0	.000	0-0	.000	0	0	0	0.0	0	0	0	0	0	0.0
USC Upstate	11/08/2024		00:55	0-0	.000	0-0	.000	0-0	.000	0	0	0	0.0	0	0	0	0	0	0.0
vs Penn St.	11/15/2024		02:26	0-0	.000	0-0	.000	0-0	.000	0	0	0	0.0	0	0	0	0	0	0.0
vs South Carolina	11/27/2024		02:29	0-0	.000	0-0	.000	0-0	.000	0	1	1	0.3	0	0	0	0	0	0.0
N.C. A&T	12/12/2024		02:24	0-0	.000	0-0	.000	0-0	.000	0	1	1	0.4	0	0	0	1	0	0.0
vs Saint Joseph's	12/21/2024		01:06	0-0	.000	0-0	.000	0-0	.000	0	0	0	0.3	0	0	0	0	0	0.0
at Duke	12/31/2024		02:35	0-0	.000	0-0	.000	0-0	.000	0	0	0	0.3	0	0	0	0	0	0.0
NC State	01/15/2025		01:24	0-0	.000	0-0	.000	0-0	.000	0	0	0	0.3	0	0	0	0	0	0.0
Totals		0	14:37	0-0	.000	0-0	.000	0-0	.000	0	2	2	0.3	0	0	0	1	0	0.0

Player Averages

Games Played	Minutes/ game	Points/ game	FG Pct	3FG Pct	FT Pct	Rebounds/ game	Assists/ game	Turnovers/ game	Assist/Turnover ratio	Steals/ game	Blocks/ game
8	1.8	0.0	0.0	0.0	0.0	0.3	0.0	0.0	0.0	0.0	0.1

PRODUCTION TRACKER

	This Season	Career
Scored 10+ Points	-	3
Had 10+ Rebounds	-	1
Had Multiple Blocks	-	5
Led Tech in Blocks	-	-
Had Multiple Steals	-	3
Shot over 50% from the floor	-	14
Played 10+ Minutes	-	19
Shot 5+ Free Throws	-	2
Made Multiple 3FGs	-	1



CAREER STATS

SEASON	TEAM	GP-GS	MIN/AVG	FG-FGA	FG%	3FG-3FGA	3FG%	FT-FTA	FT%	OFF	DEF	TOT	AVG	PF-FO	A	TO	BLK	STL	PTS	AVG
2020-21	Illini	7-0	13/1.8	1-1	1.000	0-0	.000	0-0	.000	1	1	2	0.3	2-0	0	1	0	0	2	0.3
2021-22	Illini	6-0	11/1.9	0-1	.000	0-1	.000	0-0	.000	0	1	1	0.2	0-0	0	0	0	0	0	0.0
2022-23	Illini	5-0	19/3.9	0-1	.000	0-1	.000	1-2	.500	1	3	4	0.8	2-0	0	2	0	1	1	0.2
2023-24	EMU	31-13	556/17.9	40-93	.430	8-32	.250	14-29	.483	26	71	97	3.1	36-0	19	14	14	20	102	3.3
2024-25	VT	8-0	15/1.8	0-0	.000	0-0	.000	0-0	.000	0	2	2	0.3	0-0	0	0	1	0	0	0.0
TOTAL FOR VT		8-0	15/1.8	0-0	.000	0-0	.000	0-0	.000	0	2	2	0.3	0-0	0	0	1	0	0	0.0
TOTAL		57-13	614/10.8	41-96	.427	8-34	.235	15-31	.484	28	78	106	1.9	40-0	19	17	15	21	105	1.8

34 MYLYJAEI POTEAT

GRADUATE STUDENT Forward | 6-9 | 260 | Sociology
Reidsville, North Carolina | Rice



SEASON/CAREER BESTS

POINTS

Season 25 vs. Miami (1/4/25)
Career 25 vs. Miami (1/4/25)

REBOUNDS

Season 8 vs. Jacksonville (11/20/24)
Career 11 vs. Ohio (3/19/22)

ASSISTS

Season 5 vs. Delaware State (11/4/24)
Career 5 vs. Delaware State (11/4/24)

BLOCKS

Season 2 vs. Delaware State (11/4/24)
Career 2 (3x), last vs. Del. State (11/4/24)

STEALS

Season 3 at Georgia Tech (1/22/25)
Career 3 at Georgia Tech (1/22/25)

MINUTES

Season 30 (3x), last at Ga. Tech (1/22/25)
Career 30 (3x), last at Ga. Tech (1/22/25)

FIELD GOALS MADE

Season 10 vs. Miami (1/4/25)
Career 10 vs. Miami (1/4/25)

FIELD GOALS ATTEMPTED

Season 16 vs. Miami (1/4/25)
Career 16 vs. Miami (1/4/25)

3-PT. FIELD GOALS MADE

Season -
Career -

3-PT. FIELD GOALS ATTEMPTED

Season 1 vs. Winthrop (11/11/24)
Career 1 (2x), last vs. Winthrop (11/11/24)

FREE THROWS MADE

Season 7 (2x), last vs. Penn State (11/15/24)
Career 9 at Louisiana Tech (1/27/22)

FREE THROWS ATTEMPTED

Season 9 (2x), last vs. Penn State (11/15/24)
Career 10 at Louisiana Tech (1/27/22)

- Has drawn high praise from Coach Young since arriving in Blacksburg – credits his footwork and hands.
- Going into his fifth season in the best shape he's ever been.
- Dialed up a career-high-tying 18 points in Tech's 91-67 win over Georgia Tech in 2023-24.
- All-ACC Academic Team honoree in 2022-23 and 2023-24.
- Finished with a 64.2% field-goal percentage in his first season in Blacksburg.
- Tallied 311 career points and 172 career rebounds at Rice.
- Averaged 6.8 points and 3.7 rebounds per game for his career as an Owl.
- Recorded a pair of double-doubles in 2021-22.
- Connected on 70.2% (87-124) of his attempts from the floor in two seasons at Rice.
- One of five players to play all 33 games for the Owls in 2021-22.
- His 62.0 field-goal percentage was the seventh-highest in a season in program history in 2021-22.
- Reached double-figure scoring 14 times in 2021-22, leading the Owls in scoring and rebounding five times.

Name pronounced: muh-LIE-juhl POH-teet

2024-25 GAME-BY-GAME STATS

Opponent	Date	GS	MIN	Total		3-Pointers		Free throws		Rebounds				PF	A	TO	BLK	STL	PTS	AVG	
				FG-FGA	PCT	3FG-3FGA	PCT	FT-FTA	PCT	OFF	DEF	TOT	AVG								
Delaware St.	11/04/2024	*	22:58	5-7	.714	0-0	.000	4-7	.571	2	3	5	5.0	3	5	1	2	0	14	14.0	
USC Upstate	11/08/2024	*	27:11	6-8	.750	0-0	.000	7-9	.778	2	3	5	5.0	3	1	2	0	0	19	16.5	
Winthrop	11/11/2024	*	25:22	1-7	.143	0-1	.000	3-4	.750	1	2	3	4.3	4	2	0	0	0	5	12.7	
vs Penn St.	11/15/2024	*	23:27	4-8	.500	0-0	.000	7-9	.778	0	2	2	3.8	1	2	4	0	0	15	13.3	
Jacksonville	11/20/2024	*	23:24	5-8	.625	0-0	.000	5-8	.625	6	2	8	4.6	2	3	2	0	0	15	13.6	
vs Michigan	11/25/2024	*	23:11	2-3	.667	0-0	.000	4-6	.667	3	4	7	5.0	2	0	4	0	0	8	12.7	
vs South Carolina	11/27/2024	*	22:12	0-4	.000	0-0	.000	1-2	.500	1	6	7	5.3	4	1	2	0	0	1	11.0	
Vanderbilt	12/04/2024	*	29:51	5-10	.500	0-0	.000	4-4	1.000	3	4	7	5.5	1	0	2	0	0	14	11.4	
Pittsburgh	12/07/2024	*	18:04	1-2	.500	0-0	.000	1-2	.500	2	2	4	5.3	2	0	2	0	1	3	10.4	
N.C. A&T	12/12/2024	*	14:34	4-7	.571	0-0	.000	3-4	.750	1	0	1	4.9	3	0	0	0	0	11	10.5	
Navy	12/15/2024	*	18:37	4-6	.667	0-0	.000	4-6	.667	1	1	2	4.6	3	1	1	0	0	12	10.6	
vs Saint Joseph's	12/21/2024	*	08:24	1-4	.250	0-0	.000	2-2	1.000	2	0	2	4.4	1	0	0	0	0	4	10.1	
at Duke	12/31/2024	*	17:17	2-6	.333	0-0	.000	2-2	1.000	0	2	2	4.2	3	1	2	0	0	6	9.8	
Miami (FL)	01/04/2025	*	29:38	10-16	.625	0-0	.000	5-7	.714	3	0	3	4.1	1	0	0	0	2	25	10.9	
at Stanford	01/08/2025	*	20:18	6-11	.545	0-0	.000	0-1	.000	0	3	3	4.1	2	0	0	0	0	12	10.9	
at California	01/11/2025	*	23:17	5-8	.625	0-0	.000	2-2	1.000	1	2	3	4.0	3	0	1	0	0	12	11.0	
NC State	01/15/2025	*	12:17	1-4	.250	0-0	.000	1-2	.500	1	0	1	3.8	3	0	1	0	0	3	10.5	
Wake Forest	01/18/2025	*	25:45	3-5	.600	0-0	.000	5-5	1.000	3	2	5	3.9	3	2	3	0	0	11	10.6	
at Georgia Tech	01/22/2025	*	30:02	2-7	.286	0-0	.000	4-4	1.000	2	3	5	3.9	2	1	1	0	3	8	10.4	
Totals			19	415:48	67-131	.511	0-1	.000	64-86	.744	34	41	75	3.9	46	19	28	2	6	198	10.4

Player Averages

Games Played	Minutes/game	Points/game	FG Pct	3FG Pct	FT Pct	Rebounds/game	Assists/game	Turnovers/game	Assist/Turnover ratio	Steals/game	Blocks/game
19	21.9	10.4	51.1	0.0	74.4	3.9	1.0	1.5	0.7	0.3	0.1

PRODUCTION TRACKER

	This Season	Career
Scored 10+ Points	11	34
Had 10+ Rebounds	-	2
Had Multiple Blocks	1	3
Led Tech in Blocks	1	6
Had Multiple Steals	2	4
Shot over 50% from the floor	13	84
Had a Double-Double	-	-
Shot 5+ Free Throws	7	23
Had Multiple Dunks	3	10



CAREER STATS

SEASON	TEAM	GP-GS	MIN/AVG	FG-FGA	FG%	3FG-3FGA	3FG%	FT-FTA	FT%	OFF	DEF	TOT	AVG	PF-FO	A	TO	BLK	STL	PTS	AVG
2020-21	Rice	13-0	131/10.1	19-29	.655	0-1	.000	20-25	.800	11	24	35	2.7	25-0	6	15	4	3	58	4.5
2021-22	Rice	33-3	454/13.8	93-150	.620	0-0	.000	67-99	.677	58	79	137	4.2	67-1	12	40	8	4	253	7.7
2022-23	VT	34-0	297/8.7	34-53	.642	0-0	.000	49-66	.742	28	39	67	2.0	49-0	10	16	5	5	117	3.4
2023-24	VT	34-1	494/14.5	85-132	.644	0-0	.000	49-73	.671	48	71	119	3.5	65-1	24	29	8	9	219	6.4
2024-25	VT	19-19	416/21.9	67-131	.511	0-1	.000	64-86	.744	34	41	75	3.9	46-0	19	28	2	6	198	10.4
TOTAL FOR VT		87-20	1207/13.9	186-316	.589	0-1	.000	162-225	.720	110	151	261	3.0	160-1	53	73	15	20	534	6.1
TOTAL		133-23	1791/13.5	298-495	.602	0-2	.000	249-349	.713	179	254	433	3.3	252-2	71	128	27	27	845	6.4

COMBINED TEAM STATS

Game Records

Record	Overall	Home	Away	Neutral
ALL GAMES	8-11	7-4	1-3	0-4
CONFERENCE	3-5	2-2	1-3	0-0
NON-CONFERENCE	5-6	5-2	0-0	0-4

Score by Periods

Team	1st	2nd	OT	TOT
Virginia Tech	661	671	0	1332
Opponents	633	753	0	1386

Team Box Score

No.	Player				Total		3-Point		F-Throw		Rebounds											
		GP-GS	MIN	AVG	FG-FGA	FG%	3FG-3FGA	3FG%	FT-FTA	FT%	OFF	DEF	TOT	AVG	PF	DQ	A	TO	BLK	STL	PTS	AVG
1	LAWAL, Tobi	19-19	494:19	26.0	81-135	.600	17-37	.459	58-78	.744	45	78	123	6.5	45	0	14	43	13	13	237	12.5
34	POTEAT, Mylyjael	19-19	415:48	21.9	67-131	.511	0-1	.000	64-86	.744	34	41	75	3.9	46	0	19	28	2	6	198	10.4
2	SCHUTT, Jaden	19-17	522:26	27.5	52-139	.374	40-111	.360	14-18	.778	2	57	59	3.1	46	1	32	18	1	13	158	8.3
7	RECHSTEINER, Brandon	19-14	441:05	23.2	53-137	.387	22-74	.297	9-12	.750	6	14	20	1.1	26	0	62	46	0	12	137	7.2
13	BURNHAM, Ben	19-0	379:07	20.0	50-112	.446	20-43	.465	15-21	.714	23	38	61	3.2	30	1	16	12	4	11	135	7.1
3	YOUNG, Jaydon	19-6	390:30	20.6	43-130	.331	22-74	.297	14-17	.824	0	33	33	1.7	29	0	26	17	0	7	122	6.4
10	JOHNSON, Tyler	19-15	428:36	22.6	44-96	.458	7-23	.304	24-31	.774	34	66	100	5.3	41	0	20	31	3	9	119	6.3
11	HAMMOND, Ben	16-5	276:46	17.3	24-68	.353	8-19	.421	20-26	.769	3	22	25	1.6	26	0	34	25	0	16	76	4.8
4	BROWN JR., Rodney	14-0	233:33	16.7	23-59	.390	12-25	.480	6-11	.545	4	28	32	2.3	14	0	28	17	1	4	64	4.6
5	WESSLER, Patrick	19-0	188:59	9.9	31-52	.596	0-0	.000	17-24	.708	18	36	54	2.8	28	0	2	11	6	4	79	4.2
21	JONES JR., Ryan	5-0	10:26	2.1	3-5	.600	0-2	.000	0-0	.000	1	1	2	0.4	3	0	0	0	0	0	6	1.2
9	VENABLE, Conner	2-0	01:54	1.0	0-0	.000	0-0	.000	1-3	.333	0	0	0	0.0	0	0	0	0	0	0	1	0.5
22	SERVEN, Connor	8-0	14:37	1.8	0-0	.000	0-0	.000	0-0	.000	0	2	2	0.3	0	0	0	0	1	0	0	0.0
8	CARR, Peter	2-0	01:54	1.0	0-0	.000	0-0	.000	0-0	.000	0	0	0	0.0	1	0	0	0	0	0	0	0.0
Team											36	23	59					15				
Total		19	3800		471-1064	.443	148-409	.362	242-327	.740	206	439	645	33.9	335	2	253	263	31	95	1332	70.1
Opponents		19	3800		483-1065	.454	152-460	.330	268-353	.759	177	405	582	30.6	288	4	265	211	66	132	1386	72.9

Team Statistics

	VT	OPP
Scoring	1332	1386
Points per game	70.1	72.9
Scoring margin	-2.8	-
Field goals-att	471-1064	483-1065
Field goal pct	.443	.454
3 point fg-att	148-409	152-460
3-point FG pct	.362	.330
3-pt FG made per game	7.8	8.0
Free throws-att	242-327	268-353
Free throw pct	.740	.759
F-Throws made per game	12.7	14.1
Rebounds	645	582
Rebounds per game	33.9	30.6
Rebounding margin	+3.3	-
Assists	253	265
Assists per game	13.3	13.9
Turnovers	263	211
Turnovers per game	13.8	11.1
Turnover margin	-2.7	-
Assist/turnover ratio	1.0	1.3
Steals	95	132
Steals per game	5.0	6.9
Blocks	31	66
Blocks per game	1.6	3.5
Winning streak	0	-
Home win streak	0	-
Attendance	66001	20247
Home games-Avg/Game	11-6000	4-5062
Neutral site-Avg/Game	-	4-3554

Team Results

Date	Opponent		Score	Att.
11/04/2024	Delaware St.	W	83-60	4453
11/08/2024	USC Upstate	W	93-74	6327
11/11/2024	Winthrop	W	58-52	4157
11/15/2024	vs Penn St.	L	64-86	4868
11/20/2024	Jacksonville	L	64-74	4441
11/25/2024	vs Michigan	L	63-75	3500
11/27/2024	vs South Carolina	L	60-70	3500
12/04/2024	Vanderbilt	L	64-80	4973
12/07/2024	Pittsburgh	L	59-64	8925
12/12/2024	N.C. A&T	W	95-67	4856
12/15/2024	Navy	W	80-72	4385
12/21/2024	vs Saint Joseph's	L	62-82	2346
12/31/2024	at Duke	L	65-88	9314
01/04/2025	Miami (FL)	W	86-85	8925
01/08/2025	at Stanford	L	59-70	3262
01/11/2025	at California	W	71-68	4003
01/15/2025	NC State	W	79-76	5634
01/18/2025	Wake Forest	L	63-72	8925
01/22/2025	at Georgia Tech	L	64-71	3668

COMBINED TEAM STATS (ACC ONLY)

Game Records

Record	Overall	Home	Away	Neutral
ALL GAMES	3-5	2-2	1-3	0-0
CONFERENCE	3-5	2-2	1-3	0-0
NON-CONFERENCE	0-0	0-0	0-0	0-0

Score by Periods

Team	1st	2nd	OT	TOT
Virginia Tech	273	273	0	546
Opponents	267	327	0	594

Team Box Score

No.	Player				Total		3-Point		F-Throw		Rebounds											
		GP-GS	MIN	AVG	FG-FGA	FG%	3FG-3FGA	3FG%	FT-FTA	FT%	OFF	DEF	TOT	AVG	PF	DQ	A	TO	BLK	STL	PTS	AVG
1	LAWAL, Tobi	8-8	225:46	28.2	45-73	.616	12-22	.545	23-30	.767	18	39	57	7.1	19	0	11	17	3	4	125	15.6
34	POTEAT, Mylyjael	8-8	176:37	22.1	30-59	.508	0-0	.000	20-25	.800	12	14	26	3.3	19	0	4	10	0	6	80	10.0
2	SCHUTT, Jaden	8-6	212:25	26.6	21-54	.389	16-45	.356	3-3	1.000	1	22	23	2.9	14	0	11	5	0	1	61	7.6
13	BURNHAM, Ben	8-0	167:17	20.9	22-50	.440	8-19	.421	5-8	.625	6	13	19	2.4	8	0	4	3	1	5	57	7.1
10	JOHNSON, Tyler	8-8	204:18	25.5	21-37	.568	5-10	.500	9-10	.900	12	34	46	5.8	20	0	8	15	1	3	56	7.0
7	RECHSTEINER, Brandon	8-4	163:40	20.5	21-45	.467	8-22	.364	2-2	1.000	3	2	5	0.6	6	0	22	19	0	4	52	6.5
3	YOUNG, Jaydon	8-2	134:51	16.9	15-44	.341	5-23	.217	5-6	.833	0	13	13	1.6	12	0	10	5	0	4	40	5.0
4	BROWN JR., Rodney	7-0	142:07	20.3	12-34	.353	6-10	.600	5-9	.556	4	14	18	2.6	9	0	18	12	0	2	35	5.0
5	WESSLER, Patrick	8-0	68:01	8.5	10-19	.526	0-0	.000	7-11	.636	6	11	17	2.1	15	0	0	6	2	2	27	3.4
11	HAMMOND, Ben	5-4	100:59	20.2	5-22	.227	1-4	.250	2-3	.667	2	11	13	2.6	7	0	15	8	0	2	13	2.6
22	SERVEN, Connor	2-0	03:59	2.0	0-0	.000	0-0	.000	0-0	.000	0	0	0	0.0	0	0	0	0	0	0	0	0.0
Team											9	7	16					6				
Total		8	1600		202-437	.462	61-155	.394	81-107	.757	73	180	253	31.6	129	0	103	106	7	33	546	68.3
Opponents		8	1600		209-452	.462	61-180	.339	115-142	.810	72	170	242	30.3	107	1	116	70	22	53	594	74.3

Team Statistics

	VT	OPP
Scoring	546	594
Points per game	68.3	74.3
Scoring margin	-6.0	-
Field goals-att	202-437	209-452
Field goal pct	.462	.462
3 point fg-att	61-155	61-180
3-point FG pct	.394	.339
3-pt FG made per game	7.6	7.6
Free throws-att	81-107	115-142
Free throw pct	.757	.810
F-Throws made per game	10.1	14.4
Rebounds	253	242
Rebounds per game	31.6	30.3
Rebounding margin	+1.4	-
Assists	103	116
Assists per game	12.9	14.5
Turnovers	106	70
Turnovers per game	13.3	8.8
Turnover margin	-4.5	-
Assist/turnover ratio	1.0	1.7
Steals	33	53
Steals per game	4.1	6.6
Blocks	7	22
Blocks per game	0.9	2.8
Winning streak	0	-
Home win streak	0	-
Attendance	32409	20247
Home games-Avg/Game	4-8102	4-5062
Neutral site-Avg/Game	-	0-0

Team Results

Date	Opponent		Score	Att.
12/07/2024	Pittsburgh	L	59-64	8925
12/31/2024	at Duke	L	65-88	9314
01/04/2025	Miami (FL)	W	86-85	8925
01/08/2025	at Stanford	L	59-70	3262
01/11/2025	at California	W	71-68	4003
01/15/2025	NC State	W	79-76	5634
01/18/2025	Wake Forest	L	63-72	8925
01/22/2025	at Georgia Tech	L	64-71	3668

TEAM GAME-BY-GAME

			Total		3-Pointers		Free throws		Rebounds											
Opponent	Date	Score		FG-FGA	PCT	3FG-3FGA	PCT	FT-FTA	PCT	OFF	DEF	TOT	AVG	PF	A	TO	BLK	STL	PTS	AVG
Delaware St.	11/04/2024	83-60	W	26-55	.473	9-28	.321	22-33	.667	14	27	41	41.0	21	20	16	5	6	83	83.0
USC Upstate	11/08/2024	93-74	W	31-62	.500	8-21	.381	23-30	.767	12	20	32	36.5	16	14	7	3	3	93	88.0
Winthrop	11/11/2024	58-52	W	19-57	.333	8-29	.276	12-18	.667	16	27	43	38.7	17	9	13	3	6	58	78.0
vs Penn St.	11/15/2024	64-86	L	20-45	.444	5-18	.278	19-26	.731	9	25	34	37.5	28	13	24	2	3	64	74.5
Jacksonville	11/20/2024	64-74	L	23-56	.411	6-18	.333	12-20	.600	12	21	33	36.6	11	16	16	0	5	64	72.4
vs Michigan	11/25/2024	63-75	L	20-58	.345	4-17	.235	19-24	.792	18	23	41	37.3	20	5	19	0	7	63	70.8
vs South Carolina	11/27/2024	60-70	L	23-59	.390	8-18	.444	6-9	.667	9	26	35	37.0	20	10	9	2	5	60	69.3
Vanderbilt	12/04/2024	64-80	L	23-60	.383	8-29	.276	10-13	.769	14	23	37	37.0	16	11	15	1	7	64	68.6
Pittsburgh	12/07/2024	59-64	L	23-53	.434	8-25	.320	5-7	.714	8	22	30	36.2	17	13	17	0	4	59	67.6
N.C. A&T	12/12/2024	95-67	W	35-70	.500	14-36	.389	11-16	.688	16	32	48	37.4	24	24	16	5	7	95	70.3
Navy	12/15/2024	80-72	W	27-51	.529	10-18	.556	16-18	.889	8	12	20	35.8	18	13	10	1	7	80	71.2
vs Saint Joseph's	12/21/2024	62-82	L	22-54	.407	7-22	.318	11-13	.846	5	23	28	35.2	15	15	12	2	6	62	70.4
at Duke	12/31/2024	65-88	L	23-50	.460	8-21	.381	11-15	.733	5	17	22	34.2	14	14	12	0	5	65	70.0
Miami (FL)	01/04/2025	86-85	W	32-59	.542	9-20	.450	13-15	.867	11	18	29	33.8	16	23	11	0	8	86	71.1
at Stanford	01/08/2025	59-70	L	26-56	.464	4-14	.286	3-7	.429	4	21	25	33.2	16	8	10	1	3	59	70.3
at California	01/11/2025	71-68	W	28-49	.571	4-8	.500	11-17	.647	7	31	38	33.5	18	12	13	2	1	71	70.4
NC State	01/15/2025	79-76	W	27-59	.458	11-22	.500	14-17	.824	15	20	35	33.6	16	11	12	2	5	79	70.9
Wake Forest	01/18/2025	63-72	L	21-52	.404	6-19	.316	15-19	.789	9	26	35	33.7	15	9	14	2	2	63	70.4
at Georgia Tech	01/22/2025	64-71	L	22-59	.373	11-26	.423	9-10	.900	14	25	39	33.9	17	13	17	0	5	64	70.1
Total		1332		471-1064	.443	148-409	.362	242-327	.740	206	439	645	33.9	335	253	263	31	95	1332	70.1
Opponents		1386		483-1065	.454	152-460	.330	268-353	.759	177	405	582	30.6	288	265	211	66	132	1386	72.9

Virginia Tech Averages

Games Played	Points/game	FG Pct	3FG Pct	FT Pct	Rebounds/game	Assists/game	Turnovers/game	Assist/Turnover ratio	Steals/game	Blocks/game
19	70.1	44.3	36.2	74.0	33.9	13.3	13.8	1.0	5.0	1.6

OPPONENTS GAME-BY-GAME

				Total		3-Pointers		Free throws		Rebounds											
Opponent	Date	Score		FG-FGA	PCT	3FG-3FGA	PCT	FT-FTA	PCT	OFF	DEF	TOT	AVG	PF	A	TO	BLK	STL	PTS	AVG	
Delaware St.	11/04/2024	83-60	W	17-49	.347	3-10	.300	23-30	.767	10	19	29	29.0	23	8	16	1	9	60	60.0	
USC Upstate	11/08/2024	93-74	W	28-55	.509	9-21	.429	9-13	.692	5	20	25	27.0	22	15	17	3	3	74	67.0	
Winthrop	11/11/2024	58-52	W	20-58	.345	5-32	.156	7-13	.538	11	21	32	28.7	17	8	11	3	2	52	62.0	
vs Penn St.	11/15/2024	64-86	L	28-55	.509	8-22	.364	22-30	.733	7	19	26	28.0	22	16	12	3	16	86	68.0	
Jacksonville	11/20/2024	64-74	L	31-60	.517	7-25	.280	5-8	.625	9	24	33	29.0	18	17	14	6	8	74	69.2	
vs Michigan	11/25/2024	63-75	L	25-62	.403	10-34	.294	15-20	.750	17	21	38	30.5	16	17	15	5	7	75	70.2	
vs South Carolina	11/27/2024	60-70	L	23-52	.442	11-32	.344	13-21	.619	9	28	37	31.4	12	13	10	3	4	70	70.1	
Vanderbilt	12/04/2024	64-80	L	29-55	.527	9-27	.333	13-18	.722	5	22	27	30.9	11	14	8	6	10	80	71.4	
Pittsburgh	12/07/2024	59-64	L	23-56	.411	6-28	.214	12-12	1.000	9	22	31	30.9	11	10	12	5	7	64	70.6	
N.C. A&T	12/12/2024	95-67	W	22-58	.379	5-18	.278	18-28	.643	9	21	30	30.8	10	10	13	3	7	67	70.2	
Navy	12/15/2024	80-72	W	24-51	.471	9-27	.333	15-16	.938	15	15	30	30.7	16	12	16	3	4	72	70.4	
vs Saint Joseph's	12/21/2024	62-82	L	27-58	.466	15-32	.469	13-14	.929	8	25	33	30.9	14	19	9	8	9	82	71.3	
at Duke	12/31/2024	65-88	L	31-58	.534	11-29	.379	15-15	1.000	10	25	35	31.2	15	19	9	4	7	88	72.6	
Miami (FL)	01/04/2025	86-85	W	33-56	.589	8-17	.471	11-17	.647	7	16	23	30.6	13	19	11	6	7	85	73.5	
at Stanford	01/08/2025	59-70	L	23-52	.442	9-24	.375	15-17	.882	8	28	36	31.0	11	15	11	1	2	70	73.3	
at California	01/11/2025	71-68	W	22-68	.324	7-27	.259	17-21	.810	17	18	35	31.3	15	10	2	0	6	68	72.9	
NC State	01/15/2025	79-76	W	27-54	.500	8-19	.421	14-17	.824	8	16	24	30.8	18	17	8	1	7	76	73.1	
Wake Forest	01/18/2025	63-72	L	26-57	.456	6-19	.316	14-17	.824	6	23	29	30.7	18	8	7	2	6	72	73.1	
at Georgia Tech	01/22/2025	64-71	L	24-51	.471	6-17	.353	17-26	.654	7	22	29	30.6	6	18	10	3	11	71	72.9	
Total		1386		483-1065	.454	152-460	.330	268-353	.759	177	405	582	30.6	288	265	211	66	132	1386	72.9	
Virginia Tech		1332		471-1064	.443	148-409	.362	242-327	.740	206	439	645	33.9	335	253	263	31	95	1332	70.1	

Opponents Averages

Games Played	Points/ game	FG Pct	3FG Pct	FT Pct	Rebounds/ game	Assists/ game	Turnovers/ game	Assist/Turnover ratio	Steals/ game	Blocks/ game
19	72.9	45.4	33.0	75.9	30.6	13.9	11.1	1.3	6.9	3.5

TEAM CATEGORY LEADERS
Points

##	Player	G	Pts	Pts/G
1	Lawal, Tobi	19	237	12.5
34	Poteat, Mylyjael	19	198	10.4
2	Schutt, Jaden	19	158	8.3
7	Rechsteiner, Brandon	19	137	7.2
13	Burnham, Ben	19	135	7.1
3	Young, Jaydon	19	122	6.4
10	Johnson, Tyler	19	119	6.3
5	Wessler, Patrick	19	79	4.2
11	Hammond, Ben	16	76	4.8
4	Brown Jr., Rodney	14	64	4.6
21	Jones Jr., Ryan	5	6	1.2
9	Venable, Conner	2	1	0.5

Scoring Average

##	Player	G	Pts	Pts/G
1	Lawal, Tobi	19	237	12.5
34	Poteat, Mylyjael	19	198	10.4
2	Schutt, Jaden	19	158	8.3
7	Rechsteiner, Brandon	19	137	7.2
13	Burnham, Ben	19	135	7.1
3	Young, Jaydon	19	122	6.4
10	Johnson, Tyler	19	119	6.3
11	Hammond, Ben	16	76	4.8
4	Brown Jr., Rodney	14	64	4.6
5	Wessler, Patrick	19	79	4.2
21	Jones Jr., Ryan	5	6	1.2
9	Venable, Conner	2	1	0.5

Field Goal Percentage

##	Player	FG	Att	Pct
1	Lawal, Tobi	81	135	.600
21	Jones Jr., Ryan	3	5	.600
5	Wessler, Patrick	31	52	.596
34	Poteat, Mylyjael	67	131	.511
10	Johnson, Tyler	44	96	.458
13	Burnham, Ben	50	112	.446
4	Brown Jr., Rodney	23	59	.390
7	Rechsteiner, Brandon	53	137	.387
2	Schutt, Jaden	52	139	.374
11	Hammond, Ben	24	68	.353
3	Young, Jaydon	43	130	.331

Field Goal Attempts

##	Player	G	Att	Att/G
2	Schutt, Jaden	19	139	7.3
7	Rechsteiner, Brandon	19	137	7.2
1	Lawal, Tobi	19	135	7.1
34	Poteat, Mylyjael	19	131	6.9
3	Young, Jaydon	19	130	6.8

Field Goals Made

##	Player	G	Made	Made/G
1	Lawal, Tobi	19	81	4.3
34	Poteat, Mylyjael	19	67	3.5
7	Rechsteiner, Brandon	19	53	2.8
2	Schutt, Jaden	19	52	2.7
13	Burnham, Ben	19	50	2.6

3-Point FG Percentage

##	Player	3FG	Att	Pct
4	Brown Jr., Rodney	12	25	.480
13	Burnham, Ben	20	43	.465
1	Lawal, Tobi	17	37	.459
11	Hammond, Ben	8	19	.421
2	Schutt, Jaden	40	111	.360
10	Johnson, Tyler	7	23	.304
7	Rechsteiner, Brandon	22	74	.297
3	Young, Jaydon	22	74	.297

3-Point FG Attempts

##	Player	G	Att	Att/G
2	Schutt, Jaden	19	111	5.8
7	Rechsteiner, Brandon	19	74	3.9
3	Young, Jaydon	19	74	3.9
13	Burnham, Ben	19	43	2.3
1	Lawal, Tobi	19	37	1.9

3-Point FG Made

##	Player	G	Made	Made/G
2	Schutt, Jaden	19	40	2.1
7	Rechsteiner, Brandon	19	22	1.2
3	Young, Jaydon	19	22	1.2
13	Burnham, Ben	19	20	1.1
1	Lawal, Tobi	19	17	0.9

TEAM CATEGORY LEADERS
Free Throw Percentage

##	Player	Made	Att	Pct
3	Young, Jaydon	14	17	.824
2	Schutt, Jaden	14	18	.778
10	Johnson, Tyler	24	31	.774
11	Hammond, Ben	20	26	.769
7	Rechsteiner, Brandon	9	12	.750
34	Poteat, Mylyjael	64	86	.744
1	Lawal, Tobi	58	78	.744
13	Burnham, Ben	15	21	.714
5	Wessler, Patrick	17	24	.708
4	Brown Jr., Rodney	6	11	.545
9	Venable, Conner	1	3	.333

Free Throw Attempts

##	Player	G	Att	Att/G
34	Poteat, Mylyjael	19	86	4.5
1	Lawal, Tobi	19	78	4.1
10	Johnson, Tyler	19	31	1.6
11	Hammond, Ben	16	26	1.6
5	Wessler, Patrick	19	24	1.3

Free Throws Made

##	Player	G	Made	Made/G
34	Poteat, Mylyjael	19	64	3.4
1	Lawal, Tobi	19	58	3.1
10	Johnson, Tyler	19	24	1.3
11	Hammond, Ben	16	20	1.3
5	Wessler, Patrick	19	17	0.9

Rebounds

##	Player	G	Reb	Reb/G
1	Lawal, Tobi	19	123	6.5
10	Johnson, Tyler	19	100	5.3
34	Poteat, Mylyjael	19	75	3.9
13	Burnham, Ben	19	61	3.2
2	Schutt, Jaden	19	59	3.1

Assists

##	Player	G	Ast	Ast/G
7	Rechsteiner, Brandon	19	62	3.3
11	Hammond, Ben	16	34	2.1
2	Schutt, Jaden	19	32	1.7
4	Brown Jr., Rodney	14	28	2.0
3	Young, Jaydon	19	26	1.4

Rebounds Average

##	Player	G	Reb	Reb/G
1	Lawal, Tobi	19	123	6.5
10	Johnson, Tyler	19	100	5.3
34	Poteat, Mylyjael	19	75	3.9
13	Burnham, Ben	19	61	3.2
2	Schutt, Jaden	19	59	3.1

Steals

##	Player	G	Stl	Stl/G
11	Hammond, Ben	16	16	1.0
1	Lawal, Tobi	19	13	0.7
2	Schutt, Jaden	19	13	0.7
7	Rechsteiner, Brandon	19	12	0.6
13	Burnham, Ben	19	11	0.6

Offensive Rebounds

##	Player	G	OReb	OReb/G
1	Lawal, Tobi	19	45	2.4
34	Poteat, Mylyjael	19	34	1.8
10	Johnson, Tyler	19	34	1.8
13	Burnham, Ben	19	23	1.2
5	Wessler, Patrick	19	18	0.9

Blocked Shots

##	Player	G	Blk	Blk/G
1	Lawal, Tobi	19	13	0.7
5	Wessler, Patrick	19	6	0.3
13	Burnham, Ben	19	4	0.2
10	Johnson, Tyler	19	3	0.2
34	Poteat, Mylyjael	19	2	0.1

Defensive Rebounds

##	Player	G	DReb	DReb/G
1	Lawal, Tobi	19	78	4.1
10	Johnson, Tyler	19	66	3.5
2	Schutt, Jaden	19	57	3.0
34	Poteat, Mylyjael	19	41	2.2
13	Burnham, Ben	19	38	2.0

Minutes

##	Player	G	Min	Min/G
2	Schutt, Jaden	19	522	27:30
1	Lawal, Tobi	19	494	26:01
7	Rechsteiner, Brandon	19	441	23:13
10	Johnson, Tyler	19	429	22:33
34	Poteat, Mylyjael	19	416	21:53

TEAM CATEGORY LEADERS

Fouls

##	Player	G	PF	PF/G
34	Poteat, Mylyjael	19	46	2.4
2	Schutt, Jaden	19	46	2.4
1	Lawal, Tobi	19	45	2.4
10	Johnson, Tyler	19	41	2.2
13	Burnham, Ben	19	30	1.6

Turnovers

##	Player	G	TO	TO/G
7	Rechsteiner, Brandon	19	46	2.4
1	Lawal, Tobi	19	43	2.3
10	Johnson, Tyler	19	31	1.6
34	Poteat, Mylyjael	19	28	1.5
11	Hammond, Ben	16	25	1.6

Foul Outs

##	Player	G	FO
2	Schutt, Jaden	19	1
13	Burnham, Ben	19	1

TEAM GAME HIGHS
Virginia Tech - Game Highs

POINTS	95		N.C. A&T (12/12/2024)
	93		USC Upstate (11/08/2024)
	86		Miami (FL) (01/04/2025)
	83		Delaware St. (11/04/2024)
	80		Navy (12/15/2024)
FIELD GOALS MADE	35		N.C. A&T (12/12/2024)
	32		Miami (FL) (01/04/2025)
FIELD GOAL ATTEMPTS	70		N.C. A&T (12/12/2024)
	62		USC Upstate (11/08/2024)
FIELD GOAL PERCENTAGE	.571	(28-49)	at California (01/11/2025)
	.542	(32-59)	Miami (FL) (01/04/2025)
3 PT FG MADE	14		N.C. A&T (12/12/2024)
	11		at Georgia Tech (01/22/2025)
	11		NC State (01/15/2025)
3 PT FG ATTEMPTS	36		N.C. A&T (12/12/2024)
	29		Vanderbilt (12/04/2024)
	29		Winthrop (11/11/2024)
3 PT FG PERCENTAGE	.556	(10-18)	Navy (12/15/2024)
	.500	(11-22)	NC State (01/15/2025)
	.500	(4-8)	at California (01/11/2025)
FREE THROWS MADE	23		USC Upstate (11/08/2024)
	22		Delaware St. (11/04/2024)
FREE THROW ATTEMPTS	33		Delaware St. (11/04/2024)
	30		USC Upstate (11/08/2024)
FREE THROW PERCENTAGE	.900	(9-10)	at Georgia Tech (01/22/2025)
	.889	(16-18)	Navy (12/15/2024)
REBOUNDS	48		N.C. A&T (12/12/2024)
	43		Winthrop (11/11/2024)
ASSISTS	24		N.C. A&T (12/12/2024)
	23		Miami (FL) (01/04/2025)
STEALS	8		Miami (FL) (01/04/2025)
	7		Navy (12/15/2024)
	7		N.C. A&T (12/12/2024)
	7		Vanderbilt (12/04/2024)
	7		vs Michigan (N) (11/25/2024)
BLOCKED SHOTS	5		N.C. A&T (12/12/2024)
	5		Delaware St. (11/04/2024)
TURNOVERS	24		vs Penn St. (N) (11/15/2024)
	19		vs Michigan (N) (11/25/2024)
FOULS	28		vs Penn St. (N) (11/15/2024)
	24		N.C. A&T (12/12/2024)

OPPONENT GAME HIGHS

Opponent - Game Highs

POINTS	88		at Duke (12/31/2024)
	86		vs Penn St. (N) (11/15/2024)
	85		Miami (FL) (01/04/2025)
	82		vs Saint Joseph's (N) (12/21/2024)
	80		Vanderbilt (12/04/2024)
FIELD GOALS MADE	33		Miami (FL) (01/04/2025)
	31		at Duke (12/31/2024)
	31		Jacksonville (11/20/2024)
FIELD GOAL ATTEMPTS	68		at California (01/11/2025)
	62		vs Michigan (N) (11/25/2024)
FIELD GOAL PERCENTAGE	.589	(33-56)	Miami (FL) (01/04/2025)
	.534	(31-58)	at Duke (12/31/2024)
3 PT FG MADE	15		vs Saint Joseph's (N) (12/21/2024)
	11		at Duke (12/31/2024)
	11		vs South Carolina (N) (11/27/2024)
3 PT FG ATTEMPTS	34		vs Michigan (N) (11/25/2024)
	32		vs Saint Joseph's (N) (12/21/2024)
	32		vs South Carolina (N) (11/27/2024)
	32		Winthrop (11/11/2024)
3 PT FG PERCENTAGE	.471	(8-17)	Miami (FL) (01/04/2025)
	.469	(15-32)	vs Saint Joseph's (N) (12/21/2024)
FREE THROWS MADE	23		Delaware St. (11/04/2024)
	22		vs Penn St. (N) (11/15/2024)
FREE THROW ATTEMPTS	30		vs Penn St. (N) (11/15/2024)
	30		Delaware St. (11/04/2024)
FREE THROW PERCENTAGE	1.000	(15-15)	at Duke (12/31/2024)
	1.000	(12-12)	Pittsburgh (12/07/2024)
REBOUNDS	38		vs Michigan (N) (11/25/2024)
	37		vs South Carolina (N) (11/27/2024)
ASSISTS	19		Miami (FL) (01/04/2025)
	19		at Duke (12/31/2024)
	19		vs Saint Joseph's (N) (12/21/2024)
STEALS	16		vs Penn St. (N) (11/15/2024)
	11		at Georgia Tech (01/22/2025)
BLOCKED SHOTS	8		vs Saint Joseph's (N) (12/21/2024)
	6		Miami (FL) (01/04/2025)
	6		Vanderbilt (12/04/2024)
	6		Jacksonville (11/20/2024)
TURNOVERS	17		USC Upstate (11/08/2024)
	16		Navy (12/15/2024)
	16		Delaware St. (11/04/2024)
FOULS	23		Delaware St. (11/04/2024)
	22		vs Penn St. (N) (11/15/2024)
	22		USC Upstate (11/08/2024)

TEAM GAME LOWS

Virginia Tech - Game Lows

POINTS	58		Winthrop (11/11/2024)
	59		at Stanford (01/08/2025)
	59		Pittsburgh (12/07/2024)
	60		vs South Carolina (N) (11/27/2024)
	62		vs Saint Joseph's (N) (12/21/2024)
FIELD GOALS MADE	19		Winthrop (11/11/2024)
	20		vs Michigan (N) (11/25/2024)
	20		vs Penn St. (N) (11/15/2024)
FIELD GOAL ATTEMPTS	45		vs Penn St. (N) (11/15/2024)
	49		at California (01/11/2025)
FIELD GOAL PERCENTAGE	.333	(19-57)	Winthrop (11/11/2024)
	.345	(20-58)	vs Michigan (N) (11/25/2024)
3 PT FG MADE	4		at California (01/11/2025)
	4		at Stanford (01/08/2025)
	4		vs Michigan (N) (11/25/2024)
3 PT FG ATTEMPTS	8		at California (01/11/2025)
	14		at Stanford (01/08/2025)
3 PT FG PERCENTAGE	.235	(4-17)	vs Michigan (N) (11/25/2024)
	.276	(8-29)	Vanderbilt (12/04/2024)
	.276	(8-29)	Winthrop (11/11/2024)
FREE THROWS MADE	3		at Stanford (01/08/2025)
	5		Pittsburgh (12/07/2024)
FREE THROW ATTEMPTS	7		at Stanford (01/08/2025)
	7		Pittsburgh (12/07/2024)
FREE THROW PERCENTAGE	.429	(3-7)	at Stanford (01/08/2025)
	.600	(12-20)	Jacksonville (11/20/2024)
REBOUNDS	20		Navy (12/15/2024)
	22		at Duke (12/31/2024)
ASSISTS	5		vs Michigan (N) (11/25/2024)
	8		at Stanford (01/08/2025)
STEALS	1		at California (01/11/2025)
	2		Wake Forest (01/18/2025)
BLOCKED SHOTS	0		at Georgia Tech (01/22/2025)
	0		Miami (FL) (01/04/2025)
	0		at Duke (12/31/2024)
	0		Pittsburgh (12/07/2024)
	0		vs Michigan (N) (11/25/2024)
	0		Jacksonville (11/20/2024)
TURNOVERS	7		USC Upstate (11/08/2024)
	9		vs South Carolina (N) (11/27/2024)
FOULS	11		Jacksonville (11/20/2024)
	14		at Duke (12/31/2024)

OPPONENT GAME LOWS

Opponent - Game Lows

POINTS	52		Winthrop (11/11/2024)
	60		Delaware St. (11/04/2024)
	64		Pittsburgh (12/07/2024)
	67		N.C. A&T (12/12/2024)
	68		at California (01/11/2025)
FIELD GOALS MADE	17		Delaware St. (11/04/2024)
	20		Winthrop (11/11/2024)
FIELD GOAL ATTEMPTS	49		Delaware St. (11/04/2024)
	51		at Georgia Tech (01/22/2025)
	51		Navy (12/15/2024)
FIELD GOAL PERCENTAGE	.324	(22-68)	at California (01/11/2025)
	.345	(20-58)	Winthrop (11/11/2024)
3 PT FG MADE	3		Delaware St. (11/04/2024)
	5		N.C. A&T (12/12/2024)
	5		Winthrop (11/11/2024)
3 PT FG ATTEMPTS	10		Delaware St. (11/04/2024)
	17		at Georgia Tech (01/22/2025)
	17		Miami (FL) (01/04/2025)
3 PT FG PERCENTAGE	.156	(5-32)	Winthrop (11/11/2024)
	.214	(6-28)	Pittsburgh (12/07/2024)
FREE THROWS MADE	5		Jacksonville (11/20/2024)
	7		Winthrop (11/11/2024)
FREE THROW ATTEMPTS	8		Jacksonville (11/20/2024)
	12		Pittsburgh (12/07/2024)
FREE THROW PERCENTAGE	.538	(7-13)	Winthrop (11/11/2024)
	.619	(13-21)	vs South Carolina (N) (11/27/2024)
REBOUNDS	23		Miami (FL) (01/04/2025)
	24		NC State (01/15/2025)
ASSISTS	8		Wake Forest (01/18/2025)
	8		Winthrop (11/11/2024)
	8		Delaware St. (11/04/2024)
STEALS	2		at Stanford (01/08/2025)
	2		Winthrop (11/11/2024)
BLOCKED SHOTS	0		at California (01/11/2025)
	1		NC State (01/15/2025)
	1		at Stanford (01/08/2025)
	1		Delaware St. (11/04/2024)
TURNOVERS	2		at California (01/11/2025)
	7		Wake Forest (01/18/2025)
FOULS	6		at Georgia Tech (01/22/2025)
	10		N.C. A&T (12/12/2024)

VIRGINIA TECH MEN'S BASKETBALL

BOX SCORES

GAME 1: DELAWARE STATE



Official Basketball Box Score - Final
Delaware State at Virginia Tech
11/04/24 Cassell Coliseum, Blacksburg, Va.
2024-25 Men's Basketball

Game Time: 8:01 PM
Game Duration: 2:17
Attendance: 4,453

Officials: Sean Hull, Leslie Jones, Chandler Burton

Delaware State - 60

Record: 0-1

NO.	Name	Min	FG	3P	FT	Rebounds	Fouls	TP	AS	TO	ST	Blocks	+/-
			M-A	M-A	M-A	OR DR TOT	PF FD					BS BA	
1	Alston Andrews	F 22:37	0-3	0-1	0-0	1 1 2	4 1	0	0	0	0	0	-19
25	Muneeb Newton	F 09:05	0-2	0-0	0-0	0 0 0	3 0	0	0	1	1	0	-20
0	Robert Smith	G 22:50	2-9	0-5	1-3	1 3 4	2 3	5	2	4	0	0	-18
3	Martaz Robinson	G 35:37	6-10	2-2	16-17	0 6 6	4 10	30	0	1	1	0	-23
11	Kaseem Watson	G 29:30	4-14	0-0	1-2	2 3 5	0 2	9	1	3	1	0	-24
2	Corey Perkins	31:43	1-5	1-2	5-6	0 3 3	4 4	8	4	2	2	0	-3
24	Raymond Somerville	19:29	1-1	0-0	0-0	0 0 0	3 0	2	1	2	3	0	-12
4	Caleb Surgers	19:30	2-4	0-0	0-2	5 2 7	2 1	4	0	2	0	1	9
13	Kareem Watson	07:43	1-1	0-0	0-0	0 0 0	0 0	1	0	2	0	1	-5
5	John Clemmons	00:49	0-0	0-0	0-0	0 0 0	0 0	0	0	0	0	0	-4
22	Dean Shepherd	01:07	0-0	0-0	0-0	0 0 0	0 0	0	0	0	0	0	-4
Team						1 1 2			0	0			
Totals			17-49	3-10	23-30	10 19 29	23 21	60	8	16	9	1 5	-23

Technical Fouls: NONE

Virginia Tech - 83

Record: 1-0

NO.	Name	Min	FG	3P	FT	Rebounds	Fouls	TP	AS	TO	ST	Blocks	+/-
			M-A	M-A	M-A	OR DR TOT	PF FD					BS BA	
1	Tobin Lawal	F 27:03	6-9	2-4	9-11	3 5 8	3 6	23	2	5	2	2	20
34	Mylyjael Poteat	F 22:58	5-7	0-0	4-7	2 3 5	3 7	14	5	1	0	2	13
2	Jaden Schutt	G 24:12	3-6	3-6	0-0	4 4 3	3 1	9	2	0	1	0	15
3	Jaydon Young	G 26:02	3-10	2-7	5-7	0 3 3	0 3	13	4	2	0	0	18
7	Brandon Rechsteiner	G 30:37	2-6	2-5	0-1	0 1 1	4 1	6	3	2	1	0	23
5	Patrick Wessler	09:28	1-1	0-0	2-2	1 4 5	0 1	4	0	0	0	0	7
13	Ben Burnham	17:25	0-3	0-1	2-2	2 2 4	2 2	2	0	1	0	0	6
10	Tyler Johnson	24:33	4-8	0-2	0-3	2 4 6	3 2	8	1	2	1	1	17
11	Ben Hammond	06:50	0-2	0-2	0-0	0 1 1	2 0	0	2	1	1	0	1
4	Rodney Brown Jr.	04:40	0-1	0-1	0-0	0 0 0	0 0	0	1	0	0	0	-2
21	Ryan Jones Jr.	01:48	2-2	0-0	0-0	1 0 1	0 0	4	0	0	0	0	0
22	Connor Serven	01:18	0-0	0-0	0-0	0 0 0	0 0	0	0	0	0	0	0
6	Peter Carr	00:33	0-0	0-0	0-0	0 0 0	1 0	0	0	0	0	0	-2
9	Conner Venable	00:33	0-0	0-0	0-0	0 0 0	0 0	0	0	0	0	0	-2
Team						3 0 3		0	2				
Totals			26-55	9-28	22-33	14 27 41	21 23	83	20	16	6	5 1	23

Technical Fouls: NONE

	DSU	Hokies
Biggest lead	0 (1 st 20:00)	25 (2 nd 0:33)
Best Scoring Run	8 (1 st 5:50)	8 (1 st 13:10)
Lead Changes	0	0
Times Tied	0	0
Time with Lead	00:00	38:44

Points from Turnovers	DSU	Hokies
Paint	20	32
Second Chance	8	12
Fast Breaks	6	5
Bench	16	18

Period by Period Scoring	1st	2nd	TOT
DSU	32	28	60
Hokies	40	43	83

GAME 3: WINTHROP



Official Basketball Box Score - Final
Winthrop at Virginia Tech
11/11/24 Cassell Coliseum, Blacksburg, Va.
2024-25 Men's Basketball

Game Time: 7:01 PM
Game Duration: 2:11
Attendance: 4,157

Officials: Roger Ayers, Justin Porterfield, Trey Shyros

Winthrop - 52

Record: 2-1

NO.	Name	Min	FG	3P	FT	Rebounds	Fouls	TP	AS	TO	ST	Blocks	+/-
			M-A	M-A	M-A	OR DR TOT	PF FD					BS BA	
4	Kelton Tallford	F 29:28	3-4	0-0	3-4	1 2 3	3 3	9	0	2	1	0	-12
12	K.J. Doucet	F 30:20	7-12	3-4	0-2	2 4 6	4 2	17	0	3	0	0	-6
15	Tommy Kamarad	F 17:31	1-3	0-2	0-0	2 0 2	3 2	2	1	1	1	0	-6
11	Kasen Harrison	G 32:24	8-14	1-5	2-3	0 1 1	3 5	19	2	4	0	0	-7
55	Bryce Baker	G 24:33	0-8	0-0	0-0	1 6 7	1 0	0	2	0	0	0	0
10	Nick Johnson	22:27	0-5	0-3	2-4	0 3 3	2 3	2	2	0	0	1	-2
21	Tai Hamilton	02:57	0-0	0-0	0-0	1 2 3	0 0	0	0	0	0	2	3
3	Paul Jones III	16:30	1-8	1-8	0-0	1 0 1	1 0	3	0	0	0	0	-7
2	Ryan Jolly	10:02	0-2	0-2	0-0	0 0 0	0 0	0	0	1	0	0	-3
1	Isaiah Wilson	06:14	0-0	0-0	0-0	0 1 1	0 0	0	0	1	0	0	1
51	Logan Duncomb	07:35	0-2	0-0	0-0	0 1 1	0 2	0	0	0	0	0	3
Team						3 1 4		0	0				
Totals			20-58	5-32	17-13	11 21 32	17 17	52	8	11	2	3 3	-6

Technical Fouls: NONE

Virginia Tech - 58

Record: 3-0

NO.	Name	Min	FG	3P	FT	Rebounds	Fouls	TP	AS	TO	ST	Blocks	+/-
			M-A	M-A	M-A	OR DR TOT	PF FD					BS BA	
1	Tobi Lawal	F 29:16	3-6	0-2	4-7	4 6 10	2 7	10	0	2	2	2	9
34	Mylyjael Poteat	F 25:22	1-7	0-1	3-4	1 2 3	4 5	2	0	0	0	2	3
2	Jaden Schutt	G 27:52	6-11	5-10	0-1	0 2 2	3 5	17	1	2	0	0	-1
3	Jaydon Young	G 32:12	2-11	2-8	0-0	0 3 3	0 0	6	3	2	0	0	-1
7	Brandon Rechsteiner	G 21:28	1-4	0-3	2-2	0 1 1	1 1	4	2	0	1	0	9
13	Ben Burnham	10:44	1-3	0-1	0-0	0 2 2	1 0	2	0	0	0	0	-3
5	Patrick Wessler	14:14	2-4	0-0	0-0	2 4 6	3 0	4	0	1	0	0	2
11	Ben Hammond	18:33	1-4	1-3	3-4	0 0 0	1 2	6	1	0	2	0	-3
10	Tyler Johnson	20:20	2-7	0-1	0-0	6 4 10	2 4	0	4	0	1	1	15
Team						3 3 6		0	2				
Totals			19-57	8-29	12-18	16 27 43	17 17	58	9	13	6	3 3	6

Technical Fouls: NONE

	Eagles	Hokies
Biggest lead	4 (1 st 14:33)	9 (2 nd 3:33)
Best Scoring Run	8 (1 st 0:46)	8 (2 nd 4:58)
Lead Changes	11	0
Times Tied	2	0
Time with Lead	09:31	27:52

Points from Turnovers	Eagles	Hokies
Paint	30	20
Second Chance	8	15
Fast Breaks	5	2
Bench	5	16

Period by Period Scoring	1st	2nd	TOT
Eagles	25	27	52
Hokies	35	23	58

GAME 2: USC UPSTATE



Official Basketball Box Score - Final
USC Upstate at Virginia Tech
11/08/24 Cassell Coliseum, Blacksburg, Va.
2024-25 Men's Basketball

Game Time: 7:02 PM
Game Duration: 2:08
Attendance: 6,327

Officials: Clarence Armstrong, Ryan Sassano, Chase Saw

USC Upstate - 74

Record: 1-2

NO.	Name	Min	FG	3P	FT	Rebounds	Fouls	TP	AS	TO	ST	Blocks	+/-
			M-A	M-A	M-A	OR DR TOT	PF FD					BS BA	
10	Daniel Heltterhoff	F 22:09	3-3	1-1	0-0	1 2 3	4 3	7	0	3	0	0	-29
4	Carmelo Adkins	G 36:12	6-7	2-2	4-6	0 4 4	1 4	18	1	0	0	0	-9
5	Mister Dean	G 26:08	9-14	1-3	1-2	3 2 5	3 1	20	0	3	2	2	10
11	Karmani Gregory	G 34:49	6-13	2-3	1-2	0 4 4	0 4	15	8	5	0	0	-20
24	Chico Johnson	G 25:56	1-7	1-5	0-0	1 2 3	2 0	3	1	1	0	0	-23
3	Brit Harris	19:50	1-6	1-5	0-0	0 3 3	2 1	3	5	1	0	0	-4
12	Breylin Garcia	19:15	1-2	0-0	3-3	0 1 1	5 2	5	0	0	4	1	0
0	Andrew McConnell	03:13	0-0	0-0	0-0	0 0 0	0 0	0	0	0	0	0	-1
2	Isaiah Skinner	12:28	1-3	1-2	0-0	0 0 0	5 1	3	0	0	0	0	-23
Team						0 2 2		0	0				
Totals			28-55	9-21	19-13	5 20 25	22 16	74	15	17	3	3 3	-19

Technical Fouls: NONE

Virginia Tech - 83

Record: 2-0

NO.	Name	Min	FG M-A	3P M-A	FT M-A	OR	DR	Tot	Fouls PF FT	TP	AS	TO	ST	Blocks BS BA	4+	Shooting By Period				
																1st FG%	2nd FG%	3rd FG%		
1	Tobi Lawal	F 24:35	4-6	0-2	2-2	3	5	8	2	4	10	0	1	0	2	0	11	3PT%	4-12	33.3%
34	Mylyjael Poteat	F 27:11	6-8	0-0	7-9	2	3	5	3	6	19	1	2	0	0	1	21	FT%	7-10	70%
2	Jaden Schutt	G 27:18	3-8	1-4	3-6	1	2	3	3	3	10	4	1	2	0	14	2nd FG%	18-30	60.0%	
3	Jaydon Young	G 32:04	4-13	4-7	2-2	0	2	2	0	1	14	2	0	0	0	13	3PT%	4-9	44.4%	
7	Brandon Rechsteiner	G 26:07	7-12	3-5	2-2	1	0	1	2	1	19	4	1	0	0	8	FT%	16-20	80%	
13	Ben Burnham	16:01	0-2	0-0	1-2	3	2	5	2	2	1	0	1	0	0	-2	GM FG%	31-62	50.0%	
5	Patrick Wessler	08:38	0-1	0-0	0-0	0	0	0	0	1	1	0	1	0	1	0	6	3PT%	8-21	38.1%
10	Tyler Johnson	21:28	5-7	0-1	6-7	1	3	4	1	4	16	1	0	0	0	0	19	FT%	23-30	76.7%
11	Ben Hammond	13:53	2-4	0-1	0-0	0	2	2	2	0	4	2	0	1	0	0	1	Dead Ball Rebounds: 5.2		
4	Rodney Brown Jr.	00:55	0-1	0-0	0-0	0	0	0	0	0	0	0	0	0	0	-2				
21	Ryan Jones Jr.	00:55	0-0	0-0	0-0	0	0	0	0	0	0	0	0	0	0	-2				
22	Connor Serven	00:55	0-0	0-0	0-0	0	0	0	0	0	0	0	0	0	0	-2				
Team							1	2			0	0								
Totals			31-62	8-21	23-30	12	20	32	16	22	93	14	7	3	3	3	19			

Technical Fouls: NONE

	SCU	Hokies
Biggest lead	14 (1 st 13:26)	21 (2 nd 0:57)
Best Scoring Run	16 (1 st 13:26)	11 (1 st 10:02)
Lead Changes	2	0
Times Tied	2	0
Time with Lead	15:34	22:02

VIRGINIA TECH MEN'S BASKETBALL

BOX SCORES

GAME 5: JACKSONVILLE



Official Basketball Box Score - Final
Jacksonville at Virginia Tech
11/20/24 Cassell Coliseum, Blacksburg, Va.
2024-25 Men's Basketball

Game Time: 7:01 PM
Game Duration: 1:58
Attendance: 4,441

Officials: Bert Smith, Lee Cassell, Itoe Aranj

Jacksonville - 74

Record: 3-2

NO.	Name	Min	FG	3P	FT	Rebounds	Fouls	TP	AS	TO	ST	Blocks	+/-
			M-A	M-A	M-A	OR DR TOT	PF FO					BS BA	
0	Stephon Payne III	F 22:39	3-4	0-0	0-0	0 5 5	3 2 2	6	1	6	2	1 0 0	5
9	Kendall Munson	F 07:43	4-4	0-0	1-1	0 0 0	4 1 1	9	0	0	0	0 0 0	17
5	Zach Bell	G 27:13	2-3	1-2	0-0	0 3 3	3 0 0	5	1	2	1	0 0 0	14
8	Jakari Spence	G 27:03	1-7	1-4	2-3	0 2 2	1 4 5	4	0	0	0	0 0 0	3
13	Robert McCray	G 34:56	8-13	0-2	1-2	1 3 4	2 2 17	8	4	4	2	1 0 0	15
16	Zimi Nwokedi	27:16	7-13	4-8	1-2	3 6 9	1 2 19	0	1	1	1	0 0 0	11
1	Chris Arias	23:26	1-4	1-4	0-0	0 3 3	0 0 3	1	0	1	0	0 0 0	2
3	Donovan Rivers	14:26	5-6	0-0	0-0	2 1 3	0 0 10	0	0	0	1	3 0 0	-1
11	Kent Jackson	07:24	0-4	0-3	0-0	0 0 0	1 0 0	1	0	0	0	0 0 0	-4
23	Enrico Borio	07:55	0-2	0-2	0-0	0 1 1	0 0 0	0	1	0	0	0 0 0	-12
Team						3 0 3		0	1				
Totals			31-60	7-25	5-8	9 24 33	18 11	74	17	14	8	6 0 10	

Technical Fouls: NONE

Virginia Tech - 64

Record: 3-2

NO.	Name	Min	FG	3P	FT	Rebounds	Fouls	TP	AS	TO	ST	Blocks	+/-
			M-A	M-A	M-A	OR DR TOT	PF FO					BS BA	
1	Tobi Lawal	F 30:36	6-9	1-1	1-3	1 3 4	2 3 14	1	5	0	0	0 0 0	-4
34	Mylijael Poteat	F 23:24	5-8	0-0	5-8	6 2 8	2 5 15	3	2	0	0	2 2 -15	
2	Jaden Schutt	G 32:11	1-7	1-6	0-0	0 4 4	1 1 3	3	0	2	0	0 0 -12	
7	Brandon Rechsteiner	G 31:43	4-6	3-5	0-1	1 2 4	2 11 3	3	0	5	1	0 0 -2	
10	Tyler Johnson	G 19:48	1-5	0-1	1-1	1 0 1	0 2 3	2	0	1	0	1 0 -2	
11	Ben Hammond	08:17	0-1	0-0	1-2	0 1 1	0 2 3	1	0	2	0	0 0 -8	
13	Ben Burnham	18:11	2-8	0-2	2-3	1 4 5	0 2 6	3	0	1	0	2 0 -5	
3	Jaydon Young	28:01	3-9	1-3	2-2	0 1 1	1 1 9	1	1	0	0	1 0 -6	
5	Patrick Wessler	07:49	1-3	0-0	0-0	2 3 5	1 0 2	0	1	0	0	0 0 4	
Team						0 2 2		0	0				
Totals			23-56	6-18	12-20	12 21 33	11 16	64	16	15	0	6 0 -10	

Technical Fouls: NONE

JU		Hokies		Points from		Turnovers		Period by Period Scoring	
Biggest lead		10 (2 nd 3:15)		11 (1 st 2:20)		Paint		1st 2nd TOT	
Best Scoring Run		8 (2 nd 18:06)		8 (1 st 10:08)		Second Chance		JU 29 45 74	
Lead Changes		10				Fast Breaks		Hokies 39 25 64	
Times Tied		8				Bench			
Time with Lead		14:35		18:35					

GAME 6: MICHIGAN



Official Basketball Box Score - Final
Michigan at Virginia Tech
11/25/24 Suncoast Credit Union Arena, Fort Myers, Fla.
2024-25 Men's Basketball

Game Time: 6:00 PM
Game Duration: 2:10
Attendance: 3,550

Officials:

Michigan - 75

Record: 5-1

NO.	Name	Min	FG	3P	FT	Rebounds	Fouls	TP	AS	TO	ST	Blocks	+/-
			M-A	M-A	M-A	OR DR TOT	PF FO					BS BA	
1	Danny Wolf	F 27:35	1-4	0-2	2-3	5 6 11	3 2 4	4	4	5	2	1 0 0	4
50	Vladislav Goldin	C 21:47	3-6	0-0	2-4	2 2 4	3 4 8	2	3	1	3	0 0 11	
3	Tre Donaldson	G 29:26	3-11	2-6	1-2	0 0 0	0 4 9	2	0	1	0 0 0	14	
4	Nimari Burnett	G 20:53	3-7	3-6	0-0	1 1 1	3 1 9	0	0	1	0 0 0	5	
11	Roddy Gayle Jr.	G 30:31	6-13	2-6	6-6	1 3 4	2 4 20	4	3	0	1 0 0	8	
15	Rubin Jones	21:59	3-7	1-5	1-1	0 3 3	0 2 8	3	1	1	0 0 0	3	
24	Sam Walters	11:24	0-3	0-3	0-0	0 1 1	1 0 0	1	0	0	0 0 0	7	
2	L.J. Cason	16:54	3-5	1-3	0-0	1 2 3	3 1 7	1	2	0	0 0 0	2	
42	Will Tschetter	15:53	3-5	1-3	3-4	2 1 3	0 2 10	0	0	1	0 0 0	5	
10	Justin Phippen	02:44	0-1	0-0	0-0	0 0 0	0 0 0	0	0	0	0 0 0	3	
8	Phat Phat Brooks	00:54	0-0	0-0	0-0	0 0 0	1 0 0	0	0	0	0 0 0	-2	
Team						6 2 8		0	1				
Totals			25-62	10-34	15-20	17 21 38	16 20	75	17	15	7	5 0 12	

Technical Fouls: NONE

Virginia Tech - 63

Record: 3-3

NO.	Name	Min	FG	3P	FT	Rebounds	Fouls	TP	AS	TO	ST	Blocks	+/-
			M-A	M-A	M-A	OR DR TOT	PF FO					BS BA	
1	Tobi Lawal	F 27:40	2-3	1-1	9-10	1 2 3	2 5 14	0	3	1	0	1 0 -11	
34	Mylijael Poteat	F 23:11	2-3	0-0	4-6	3 4 7	2 3 8	0	4	0	0 0 0	-15	
2	Jaden Schutt	G 30:30	1-7	0-3	0-0	0 2 2	4 1 2	0	3	2	0 0 0	-15	
7	Brandon Rechsteiner	G 23:42	4-11	0-4	0-0	1 2 3	4 1 8	1	3	2	0 0 0	-3	
10	Tyler Johnson	G 21:02	1-6	0-2	0-0	3 3 6	2 2 1	1	1	0	0 0 0	-2	
11	Ben Hammond	18:58	1-6	1-1	5-6	0 1 1	2 3 8	3	0	1	0 0 0	-9	
3	Jaydon Young	25:48	5-13	2-6	0-0	0 2 2	1 0 12	0	3	1	0 0 0	-7	
5	Patrick Wessler	06:25	2-3	0-0	0-0	3 1 4	1 0 4	0	0	0	0 0 0	4	
13	Ben Burnham	22:44	2-6	0-0	1-2	2 2 4	2 1 5	0	0	0	0 0 0	-4	
Team						5 4 9		0	2				
Totals			20-58	4-17	19-24	18 23 41	20 16	63	5	19	7	0 5 -12	

Technical Fouls: NONE

Mich		VT		Points from		Turnovers		Period by Period Scoring	
Biggest lead		16 (2 nd 2:31)		11 (1 st 10:13)		Paint		1st 2nd TOT	
Best Scoring Run		7 (1 st 8:46)		10 (1 st 13:01)		Second Chance		Mich 34 41 75	
Lead Changes		6				Fast Breaks		VT 33 30 63	
Times Tied		4				Bench			
Time with Lead		20:50		16:23					

GAME 7: SOUTH CAROLINA



Official Basketball Box Score - Final
South Carolina at Virginia Tech
11/27/24 Suncoast Credit Union Arena, Fort Myers, Fla.
2024-25 Men's Basketball

Game Time: 6:00 PM
Game Duration: 2:00
Attendance: 3,500

Officials: Lee Cassell, KB Burdett, Tim Conne

South Carolina - 70

Record: 4-3

NO.	Name	Min	FG	3P	FT	Rebounds	Fouls	TP	AS	TO	ST	Blocks	+/-
			M-A	M-A	M-A	OR DR TOT	PF FO					BS BA	
5	Nick Pringle	F 16:28	1-2	0-0	0-0	1 5 6	3 2 2	2	0	0	0	0 0 5	
10	Myles Stute	F 19:53	1-4	1-4	1-2	1 0 1	1 2 4	1	1	0	0	0 0 -7	
30	Collin Murray-Boyles	F 32:52	7-12	0-3	2-4	3 5 8	2 8 16	2	4	3	2	1 3	
1	Jacobi Wright	G 29:37	1-5	1-4	4-6	0 3 3	3 3 7	2	1	0	0 0 0	9	
6	Jamari Thomas	G 25:37	2-7	2-6	3-5	0 1 1	3 3 9	0	1	0	0 0 0	13	
2	Zachary Davis	27:11	4-8	1-2	3-4	2 5 7	0 2 12	3	2	0	0 0 1	5	
15	Morris Ugusku	24:54	4-7	4-7	0-0	1 2 3	0 0 12	1	0	1	0 0 0	15	
23	Cam Scott	14:53	1-5	0-4	0-0	0 2 2	0 0 2	1	0	0	0 0 0	-1	
0	Jordan Butler	08:35	2-2	2-2	0-0	0 1 1	0 0 6	1	0	0	0 0 0	1	8
Team						1 4 5		0	1				
Totals			23-52	11-32	13-21	9 28 37	12 20	70	13	10	4	3 2 10	

Technical Fouls: NONE

Virginia Tech - 60

Record: 3-4

NO.	Name	Min	FG	3P	FT	Rebounds	Fouls	TP	AS	TO	ST	Blocks	+/-
			M-A	M-A	M-A	OR DR TOT	PF FO					BS BA	
1	Tobi Lawal	F 21:12	4-7	0-1	2-4	2 4 6	4 2 10	0	0	0	0	0 0 -14	
34	Mylijael Poteat	F 22:12	0-4	0-0	1-2	1 6 7	4 2 1	1	2	0	0 0 0	-3	
2	Jaden Schutt	G 29:54	3-9	2-4	3-3	0 4 4	1 2 11	2	1	2	0 0 0	-8	
7	Brandon Rechsteiner	G 30:03	4-13	2-5	0-0	0 3 3	2 3 10	4	1	0	0 0 0	-8	
10	Tyler Johnson	G 17:51	2-5	0-0	0-0	0 1 1	1 1 4	1	0	1	0 0 0	-1	
5	Patrick Wessler	10:43	2-3	0-0	0-0	1 0 1	2 0 4	0	0	0	1 1 0	-8	
3	Jaydon Young	28:14	5-9	2-5	0-0	0 3 3	4 0 12	1	0	0	0 0 0	-5	
11	Ben Hammond	15:04	0-4	0-1	0-0	0 2 2	0 0 0	1	1	1	0 0 0	-7	
13	Ben Burnham	22:18	3-5	2-2	0-0	0 1 1	2 2 8	0	3	1	1 0 0	-7	
22	Connor Serven	02:29	0-0	0-0	0-0	0 1 1	0 0 0	0	0	0	0 0 0	1	
Team						5 1 6		0	0				
Totals			23-59	8-18	6-9	9 26 35	20 12	60	10	9	5	2 3 -10	

VIRGINIA TECH MEN'S BASKETBALL

BOX SCORES

GAME 9: PITT



Official Basketball Box Score - Final
Pittsburgh at Virginia Tech
12/07/24 Cassell Coliseum, Blacksburg, Va.
2024-25 Men's Basketball

Game Time: 2:01 PM
Game Duration: 1:52
Attendance: 3,922

Officials: Roger Ayers, Greg Evans, Kellen Milne

Pittsburgh - 64

Record: 8-2 (1-0)

NO. Name	Min	FG	3P	FT	Rebounds	Fouls	TP	AS	TO	ST	Blocks	+/-
		M-A	M-A	M-A	OR DR TOT	PF FD					BS BA	
2 Cameron Corhen	F 35:26	3-4	0-0	0-0	3 3 6	2 3 6	2	2	1	3	0	-2
25 Guillermo Diaz Graham	F 31:24	3-9	1-7	2-2	3 4 7	3 2 9	2	4	0	2	0	6
55 Zack Austin	F 33:03	4-7	1-3	0-0	1 4 5	1 0 9	0	0	1	0	0	1
5 Ishmael Leggett	G 38:56	5-13	3-9	4-4	1 4 5	2 3 17	4	3	0	0	0	5
15 Jaland Lowe	G 39:34	6-16	1-5	6-6	0 5 5	1 9 19	2	3	4	0	0	7
3 Brandin Cummings	09:31	1-4	0-2	0-0	1 1 2	1 0 2	0	0	0	0	0	8
52 Amsal Dettie	06:07	1-1	0-0	0-0	0 0 0	0 0 2	0	0	0	0	0	2
4 Papa Amadou Kante	02:13	0-0	0-0	0-0	0 0 0	1 0 0	0	0	0	0	0	4
31 Jorge Diaz Graham	03:46	0-2	0-2	0-0	0 0 0	0 0 0	0	0	1	0	0	-6
Team					0 1 1	0 0	0	0				
Totals		23-56	6-28	12-12	9 22 31	11 17 64	10	12	7	5	0	5

Technical Fouls:NONE

Shooting By Period	1st FG%	2nd FG%	3rd FG%	GM FG%
1st FG%	12:26 46.2%			
3PT%	4-16 25.0%			
FT%	0-0 0%			
2nd FG%	11:30 36.7%			
3PT%	2-12 16.7%			
FT%	12-12 100%			
GM FG%	23-56 41.1%			
3PT%	6-28 21.4%			
FT%	12-12 100.0%			

Dead Ball Rebounds: 1

Virginia Tech - 59

Record: 3-6 (0-1)

NO. Name	Min	FG	3P	FT	Rebounds	Fouls	TP	AS	TO	ST	Blocks	+/-
		M-A	M-A	M-A	OR DR TOT	PF FD					BS BA	
1 Tobi Lawal	F 27:06	6-10	1-2	3-4	2 2 4	3 4 16	2	0	2	0	0	-5
34 Mylajael Poteat	F 18:04	1-2	0-0	1-2	2 2 4	2 2 3	0	2	1	0	0	8
2 Jaden Schutt	G 34:55	5-11	4-10	0-0	0 4 4	1 0 14	3	0	0	0	0	1
7 Brandon Rechsteiner	G 33:34	4-9	0-2	0-0	0 1 1	1 3 8	4	5	1	0	0	-2
10 Tyler Johnson	G 21:19	3-3	1-1	1-1	0 6 6	2 1 8	0	4	0	0	0	-2
3 Jaydon Young	23:46	1-6	1-5	0-0	0 1 1	1 0 3	2	1	0	0	0	-10
5 Patrick Wessler	05:07	1-3	0-0	0-0	0 1 1	4 0 2	0	2	0	0	1	-3
13 Ben Burnham	29:42	2-9	1-5	0-0	2 3 5	2 1 5	1	2	0	0	2	-10
11 Ben Hammond	06:26	0-0	0-0	0-0	0 1 1	1 0 0	0	1	1	0	0	-3
Team					2 1 3	0 0	0	0				
Totals		23-53	8-25	5-7	8 22 30	17 11 59	13	17	4	0	5	-5

Technical Fouls:NONE

Shooting By Period	1st FG%	2nd FG%	3rd FG%	GM FG%
1st FG%	15:29 51.7%			
3PT%	6-15 40.0%			
FT%	0-0 0%			
2nd FG%	8-24 33.3%			
3PT%	2-10 20.0%			
FT%	5-7 71.4%			
GM FG%	23-53 43.4%			
3PT%	8-25 32.0%			
FT%	5-7 71.4%			

Dead Ball Rebounds: 1

	UP	Hokies
Biggest lead	5 (2nd 0:06)	8 (1st 0:00)
Best Scoring Run	9 (1st 11:00)	9 (1st 2:55)
Lead Changes	5	
Times Tied	6	
Time with Lead	02:45	30:57

Points from	UP	Hokies
Turnovers	17	10
Paint	28	26
Second Chance	6	11
Fast Breaks	6	6
Bench	4	10

Period by Period Scoring			
	1st	2nd	TOT
UP	28	36	64
Hokies	36	23	59

GAME 10: NORTH CAROLINA A&T



Official Basketball Box Score - Final
North Carolina A&T at Virginia Tech
12/12/24 Cassell Coliseum, Blacksburg, Va.
2024-25 Men's Basketball

Game Time: 7:01 PM
Game Duration: 1:48
Attendance: 4,858

Officials: Lee Cassel, Tony Padilla, Ben Str

North Carolina A&T - 67

Record: 3-7

NO. Name	Min	FG	3P	FT	Rebounds	Fouls	TP	AS	TO	ST	Blocks	+/-
		M-A	M-A	M-A	OR DR TOT	PF FD					BS BA	
16 Nikolaos Chitkouf	F 28:04	5-13	0-0	3-6	4 2 6	2 4 13	1	1	1	2	0	-19
1 Ryan Forrest	G 33:47	3-13	0-3	8-11	1 1 2	0 7 14	0	1	1	0	2	-27
3 Camian Shell	G 32:06	1-2	0-0	0-0	0 0 0	3 3 2	2	2	0	0	0	-26
5 Jahnaathan Lamothe	G 37:39	5-11	0-3	4-7	1 10 11	1 8 14	3	2	3	0	0	-28
7 Landon Gasper	G 36:10	6-16	5-11	2-2	1 3 4	0 1 19	2	4	2	1	3	-27
31 Elastratos Kalliontzis	11:31	1-1	0-0	0-0	0 1 1	3 0 2	1	1	0	0	0	-5
15 Jalal McKie	12:34	0-1	0-1	0-0	0 2 2	1 0 0	0	0	1	0	0	-9
13 Jason Murphy	04:48	1-1	0-0	1-2	1 1 2	0 1 3	0	1	0	0	0	-5
11 Jordan Martin	01:07	0-0	0-0	0-0	0 0 0	0 0 0	0	0	0	0	0	2
20 Chanler Montgomery	01:07	0-0	0-0	0-0	0 0 0	0 0 0	0	1	0	0	0	2
33 Julius Reese	01:07	0-0	0-0	0-0	0 0 0	0 0 0	0	0	0	0	0	2
Team					1 1 2	0 0	0	0				
Totals		22-58	5-18	18-28	9 21 30	10 24 67	10	13	7	3	5	-28

Technical Fouls:NONE

Shooting By Period	1st FG%	2nd FG%	3rd FG%	GM FG%
1st FG%	12:27 44.4%			
3PT%	3-10 30.0%			
FT%	5-8 62.5%			
2nd FG%	10-31 32.3%			
3PT%	2-8 25.0%			
FT%	13-20 65%			
GM FG%	22-58 37.9%			
3PT%	5-18 27.8%			
FT%	18-28 64.3%			

Dead Ball Rebounds: 5

Virginia Tech - 95

Record: 4-6

NO. Name	Min	FG	3P	FT	Rebounds	Fouls	TP	AS	TO	ST	Blocks	+/-
		M-A	M-A	M-A	OR DR TOT	PF FD					BS BA	
1 Tobi Lawal	F 14:51	4-6	1-1	1-1	3 4 7	3 1 10	0	0	0	0	0	8
34 Mylajael Poteat	F 14:34	4-7	0-0	3-4	1 0 1	3 2 11	0	0	0	0	0	8
2 Jaden Schutt	G 24:40	2-7	2-7	0-0	0 4 4	0 4 0	6	2	1	0	0	10
7 Brandon Rechsteiner	G 19:28	2-10	1-7	1-1	0 0 0	0 1 6	5	4	0	0	1	8
10 Tyler Johnson	G 22:35	3-7	1-2	0-0	3 5 8	3 0 7	5	2	0	0	1	11
5 Patrick Wessler	17:00	5-6	0-0	3-5	1 5 6	3 1 13	1	1	0	0	1	20
13 Ben Burnham	21:38	3-7	2-5	0-0	1 5 9	3 1 8	2	2	2	2	0	24
3 Jaydon Young	12:07	1-5	1-4	0-0	0 1 1	1 0 3	3	0	0	0	0	16
11 Ben Hammond	23:04	6-6	3-3	2-2	0 1 1	3 1 17	4	3	5	0	0	21
4 Rodney Brown Jr.	21:04	5-7	3-5	0-0	0 6 6	1 0 13	2	2	0	0	0	28
21 Ryan Jones Jr.	03:53	0-2	0-2	0-0	0 0 0	2 0 0	0	0	0	0	0	-2
22 Connor Serven	02:24	0-0	0-0	0-0	0 1 1	0 0 0	0	0	0	0	1	-3
8 Peter Carr	01:21	0-0	0-0	0-0	0 0 0	0 0 0	0	0	0	0	0	-3
9 Connor Venable	01:21	0-0	0-0	1-3	0 0 0	0 0 1	1	0	0	0	0	-3
Team					4 0 4	0 0	0	1				
Totals		35-70	14-36	11-16	16 32 48	24 10 95	24	16	7	5	3	28

Technical Fouls:NONE

	Aggies	Hokies
Biggest lead	1 (1st 8:55)	31 (2nd 7:03)
Best Scoring Run	8 (2nd 19:29)	16 (1st 1:41)
Lead Changes	2	
Times Tied	0	
Time with Lead	00:44	39:01

Points from	Aggies	Hokies
Turnovers	19	22
Paint	28	40
Second Chance	9	25
Fast Breaks	2	15
Bench	5	55

Period by Period Scoring			
	1st	2nd	TOT
Aggies	32	35	67
Hokies	52	43	95

GAME 11: NAVY



Official Basketball Box Score - Final
Navy at Virginia Tech
12/15/24 Cassell Coliseum, Blacksburg, Va.
2024-25 Men's Basketball

Game Time: 12:01 PM
Game Duration: 2:02
Attendance: 4,381

Officials: Bill Covington Jr., Rick Crawford, Tony Chazzi

Navy - 72

Record: 3-8

NO. Name	Min	FG	3P	FT	Rebounds	Fouls	TP	AS	TO	ST	Blocks	+/-
		M-A	M-A	M-A	OR DR TOT	PF FD					BS BA	
30 Mike Woods	F 12:21	2-3	0-0	0-0	1 0 1	3 0 4	0	0	2	0	0	4
99 Aidan Kehoe	C 33:23	3-3	0-0	0-0	3 6 9	3 2 6	2	1	0	2	0	-9
1 Austin Benigni	G 36:37	5-11	1-2	2-2	1 4 5	2 1 13	3	3	1	1	0	-1
10 Jinwo Kim	G 17:44	2-3	1-2	7-8	1 0 1	3 6 12	2	1	0	0	0	6
21 Jordan Pernick	G 22:38	4-10	2-7	4-4	2 1 3	0 3 14	1	2	0	0	0	-6
12 Lyssander Rehnstrom	21:22	5-10	4-9	0-0	0 0 0	1 1 14	0	1	0	0	0	-1
11 Donovan Draper	30:02	3-7	1-3	2-2	5 4 9	2 3 9	1	4	1	0	1	-6
8 Sam Krist	05:42	0-0	0-0	0-0	0 0 0	2 0 0	0	0	1	0	0	0
15 Carnegie Johnson	03:23	0-1	0-1	0-0	0 0 0	0 0 0	0	0	0	0	0	-7
3 Cam Cole	12:34	0-3	0-3	0-0	2 0 2	0 1 0	2	1	0	0	0	-9
17 Jack Medalie	04:14	0-0	0-0	0-0	0 0 0	0 0 0	0	1	1	0	0	-5
Team					0 0 0	0 0	0	1				
Totals		24-51	9-27	15-16	15 15 30	16 18 72	12	16	4	3	1	-8

Technical Fouls:NONE

Shooting By Period	1st FG%	2nd FG%	3rd FG%	GM FG%
1st FG%	13-18 72.2%			
3PT%	5-9 55.6%			
FT%	10-11 90.9%			
2nd FG%	11-33 33.3%			
3PT%	4-18 22.2%			
FT%	5-5 100%			
GM FG%	24-51 47.1%			
3PT%	9-27 33.3%			
FT%	15-16 93.8%			

Dead Ball Rebounds: 0

Virginia Tech - 80

Record: 5-6

NO. Name	Min	FG M-A	3P M-A	FT M-A	Rebounds OR DR TOT	Fouls PF FD	TP	AS	TO	ST	Blocks BS BA	+/-
1 Tobi Lawal	F 21:16	0-2	0-0	2-2	3 0 3	0 3 2	2	0	1	1	1	2
34 Mylajael Poteat	F 18:37	4-6	0-0	4-6	1 1 2	3 4 12	1	1	0	0	0	13
2 Jaden Schutt	G 20:44	2-6	2-5	5-5	0 0 0	5 3 11	0	1	1	0	0	-1
7 Brandon Rechsteiner	G 19:09	1-4	0-2	0-0	0 0 0	0 0 0	2	4	2	0	0	0
10 Tyler Johnson	G 18:50	2-4	1-2	2-2	0 3 3	3 1 7	1	1	1	0	0	6
5 Patrick Wessler	18:24	2-4	0-0	0 1	2 3 0	2 4 0	0	0	0	0	0	-5
4 Rodney Brown Jr.	25:30	4-9	3-4	0 0	4 4 1	1 0 11	3	1	2	0	1	11
11 Ben Hammond	20:51	4-6	1-1	2-2	0 1 1	0 1 1	11	3	1	2	0	8
13 Ben Burnham	21:43	7-9	2-3	1-1	1 0 1	3 1 17	1	0	0	0	0	6
3 Jaydon Young	10:56	1-1	1-1	0 0	0 0 0	3 1 3	3	0	1	0	0	0
Team					2 1 3	0	0	1				
Totals		27-51	10-18	16-18	8 12 20	18 16 80	13	10	7	1	3	8

VIRGINIA TECH MEN'S BASKETBALL

BOX SCORES

GAME 13: DUKE



Official Basketball Box Score - Final
Virginia Tech at Duke
12/31/24 Cameron Indoor Stadium, Durham, NC
2024-25 Men's Basketball

Game Time: 4:30 PM
Game Duration: 1:58
Attendance: 9,311

Officials: Bert Smith, A.J. Desai, Eric Lewis

Virginia Tech - 65

Record: 5-8 (0-2)

NO.	Name	Min	FG	3P	FT	Rebounds	Fouls	TP	AS	TO	ST	Blocks	BS	BA	+	-
			M-A	M-A	M-A	OR	DR	TOT	PF	FD						
1	Tobi Lawal	F 22:16	7-9	3-4	2-4	2	3	5	2	2	19	0	4	0	0	-16
34	Myijael Poteat	F 17:17	2-6	0-0	2-2	0	2	2	3	1	6	1	2	0	0	-17
2	Jaden Schutt	G 23:00	1-6	1-6	0-0	0	1	1	1	0	3	0	0	1	0	-18
10	Tyler Johnson	G 14:58	0-2	0-0	0-0	0	2	2	1	1	0	1	1	0	0	-17
11	Ben Hammond	G 21:53	1-3	0-0	0-0	1	3	4	1	2	2	3	3	0	0	-9
4	Rodney Brown Jr.	23:55	3-6	2-3	0-0	0	1	1	2	1	8	4	1	1	0	-9
5	Patrick Wessler	18:38	3-5	0-0	4-6	1	1	2	2	4	10	0	0	1	0	-2
7	Brandon Rechsteiner	18:07	1-3	0-2	0-0	0	0	0	1	1	2	4	1	0	0	-14
13	Ben Burnham	17:46	4-7	1-3	0-0	0	0	0	0	0	9	1	0	0	0	-18
3	Jaydon Young	19:35	1-3	1-3	3-3	0	2	2	1	2	6	0	0	2	0	-2
22	Connor Serven	02:35	0-0	0-0	0-0	0	0	0	0	0	0	0	0	0	0	-3
Team						1	2	3				0				
Totals			23-50	8-21	11-15	5	17	22	14	15	65	14	12	5	0	-4

Technical Fouls:NONE

Duke - 88

Record: 11-2 (3-0)

NO.	Name	Min	FG	3P	FT	Rebounds	Fouls	TP	AS	TO	ST	Blocks	BS	BA	+	-
			M-A	M-A	M-A	OR	DR	TOT	PF	FD						
2	Cooper Flagg	F 29:58	9-14	2-4	4-4	0	3	3	2	4	24	6	1	4	1	0
9	Khaman Maluach	C 14:31	1-2	0-1	0-0	1	3	4	2	0	2	0	0	0	0	-2
5	Tyrese Proctor	G 29:44	4-9	1-5	4-4	1	1	2	1	4	13	5	0	1	0	-21
7	Kon Knueppel	G 24:54	4-10	2-7	3-3	0	2	2	2	13	0	1	0	0	0	-25
14	Sion James	G 25:46	5-7	0-1	0-0	4	7	11	1	1	10	2	2	1	0	-21
1	Caleb Foster	19:06	0-2	0-0	2-2	0	3	3	2	1	2	2	2	1	0	-1
6	Malik Brown	18:26	1-2	0-0	0-0	1	1	2	1	0	2	1	1	0	0	-13
3	Isiah Evans	17:04	4-7	4-7	0-0	0	4	4	0	0	12	2	0	0	0	-6
18	Mason Gillis	10:25	3-5	2-4	2-2	2	0	2	1	2	10	1	0	0	0	-7
21	Patrick Ngongba	06:40	0-0	0-0	0-0	0	0	0	2	0	0	0	0	0	0	-8
8	Darren Harris	03:26	0-0	0-0	0-0	0	0	0	1	0	0	0	0	0	0	-3
Team						1	1	2				0				
Totals			31-58	11-29	15-15	10	25	35	15	14	88	19	9	7	4	0

Technical Fouls:NONE

	Hokies	Duke							
Biggest lead	2 (1 st 15:44)	28 (2 nd 1:21)	Points from Turnovers	8	18	Period by Period Scoring			
Best Scoring Run	6 (1 st 2:57)	9 (1 st 4:19)	Paint	22	38				
Lead Changes	8		Second Chance	3	17	Hokies	27	38	65
Times Tied	4		Fast Breaks	2	8		Duke	37	51
Time with Lead	04:25	30:41	Bench	35	26				

GAME 15: STANFORD



Official Basketball Box Score - Final
Virginia Tech at Stanford
01/06/25 Maples Pavilion, Stanford
2024-25 Men's Basketball

Game Time: 6:00 PM
Game Duration: 1:56
Attendance: 3,262

Officials: Roger Ayers, Tony Padilla, Clare Aubry

Virginia Tech - 59

Record: 6-9 (1-3)

NO.	Name	Min	FG	3P	FT	Rebounds	Fouls	TP	AS	TO	ST	Blocks	BS	BA	+	-
			M-A	M-A	M-A	OR	DR	TOT	PF	FD						
1	Tobi Lawal	F 26:00	6-11	0-2	3-4	1	4	5	2	4	15	0	0	0	0	-13
34	Myijael Poteat	F 20:18	6-11	0-0	0-1	0	3	3	2	1	12	0	0	0	0	-3
2	Jaden Schutt	G 33:30	0-2	0-2	0-0	0	4	4	3	0	0	1	1	0	0	-12
7	Brandon Rechsteiner	G 26:36	2-6	0-2	0-0	1	1	2	0	0	4	3	2	0	0	-9
10	Tyler Johnson	G 18:21	1-2	0-0	0-1	0	1	1	3	1	2	0	1	0	0	-3
5	Patrick Wessler	06:52	1-3	0-0	0-0	0	1	1	1	0	2	0	1	0	0	-5
4	Rodney Brown Jr.	26:41	1-5	0-0	0-0	1	3	4	3	4	2	3	1	0	0	-11
13	Ben Burnham	26:50	7-10	4-5	0-0	1	3	4	0	0	18	1	1	1	0	-7
3	Jaydon Young	14:52	2-6	0-3	0-1	0	0	0	2	1	4	0	1	1	0	-2
Team						0	1	1				0				
Totals			26-56	4-14	3-7	4	21	25	16	11	59	8	10	3	1	-11

Technical Fouls:NONE

Stanford - 70

Record: 10-5 (2-2)

NO.	Name	Min	FG	3P	FT	Rebounds	Fouls	TP	AS	TO	ST	Blocks	BS	BA	+	-
			M-A	M-A	M-A	OR	DR	TOT	PF	FD						
10	Chisom Okpara	F 06:28	0-1	0-0	0-0	0	0	0	1	0	0	3	0	0	0	-7
42	Maxime Raynaud	F 38:16	8-17	3-7	0-0	0	14	14	1	1	19	2	2	0	1	0
4	Oziyah Sellers	G 38:37	7-12	4-7	1-1	1	2	3	1	1	19	2	1	0	0	-13
11	Ryan Agarwal	G 29:10	1-7	0-3	4-4	4	4	8	1	2	6	4	1	1	0	-15
21	Jaylen Blakes	G 30:37	3-8	1-5	10-12	1	1	2	4	9	17	6	1	1	0	-0
3	Tallis Toure	01:44	0-0	0-0	0-0	0	0	0	0	0	0	0	0	0	0	-2
5	Benny Gealer	11:43	1-1	0-0	0-0	0	0	0	1	2	2	1	0	0	0	-7
52	Aidan Cammann	05:59	0-0	0-0	0-0	0	1	1	0	0	0	0	2	0	0	-3
33	Evan Sinson	09:53	0-1	0-0	0-1	0	1	1	0	1	0	0	0	0	0	-1
2	Donavin Young	23:33	3-5	1-1	0-0	2	1	3	2	0	7	0	1	0	0	-21
Team						0	4	4				0				
Totals			23-52	9-24	15-17	8	28	36	11	16	70	15	11	2	1	-11

Technical Fouls:NONE

	VT	STA							
Biggest lead	12 (1 st 9:29)	11 (2 nd 0:26)	Points from Turnovers	VT	STA	Period by Period Scoring			
Best Scoring Run	14 (1 st 9:29)	9 (2 nd 14:06)	Paint	16	9		1st	2nd	TOT
Lead Changes	8		Second Chance	38	20	VT	30	29	59
Times Tied	4		Fast Breaks	6	6				
Time with Lead	22:52	13:48	Bench	2	3				
				26	9	STA	25	45	70

GAME 14: MIAMI



Official Basketball Box Score - Final
Miami at Virginia Tech
01/04/25 Cassell Coliseum, Blacksburg, Va.
2024-25 Men's Basketball

Game Time: 2:01 PM
Game Duration: 2:05
Attendance: 4,022

Officials: Bill Covington Jr., Justin Porterfield, Trey Snyers

Miami - 85

Record: 4-10 (0-3)

NO.	Name	Min	FG	3P	FT	Rebounds	Fouls	TP	AS	TO	ST	Blocks	BS	BA	+	-
			M-A	M-A	M-A	OR	DR	TOT	PF	FD						
2	Brandon Johnson	F 26:11	3-6	0-2	3-3	2	2	4	2	3	9	3	1	2	2	-13
1	Lynn Kidd	C 28:41	3-6	0-0	1-2	3	5	8	2	4	7	0	4	0	1	0
0	Matthew Cleveland	G 34:07	7-11	3-5	4-7	1	1	2	0	4	21	3	0	1	2	0
3	Jali Bethea	G 25:24	6-9	3-4	0-0	1	0	1	2	0	15	1	2	0	0	-2
99	Divine Ugochukwu	G 28:06	3-5	0-0	1-2	0	1	1	2	1	7	7	1	1	0	-6
10	Paul Djibbet	14:44	3-4	0-0	2-2	0	2	2	2	8	1	2	0	1	0	-3
5	Jalen Blackmon	13:30	2-3	0-1	0-0	0	1	1	1	0	4	2	1	1	0	-1
11	A.J. Staton-McCray	06:40	0-4	0-2	0-0	0	0	0	0	0	0	0	0	1	0	-0
23	Austin Swartz	13:59	5-7	2-3	0-1	0	2	2	1	1	12	1	0	1	0	-6
4	Isaiah Johnson-Arigo	08:38	1-1	0-0	0-0	0	1	1	1	1	2	1	0	0	0	-3
Team						0	1	1				0				
Totals			33-56	8-17	11-17	7	16	23	13	16	85	19	11	7	6	-1

Technical Fouls:NONE

Virginia Tech - 86

Record: 6-8 (1-2)

NO.	Name	Min	Shooting By Period														
			FG	3P	FT	Rebounds	Fouls	TP	AS	TO	ST	Blocks	BS	BA			
			M-A	M-A	M-A	OR	DR	TOT	PF	FD							
1	Tobi Lawal	F 30:13	8-10	0-1	6-6	2	4	6	2	5	22	5	3	0	0	1	9
34	Myijael Poteat	F 29:38	10-16	0-0	5-7	3	0	3	1	4	25	0	0	2	0	2	-4
2	Jaden Schutt	G 27:14	3-9	3-8	0-0	0	1	1	2	0	9	4	1	0	0	0	4
10	Tyler Johnson	G 28:46	2-6	1-2	2-2	1	3	4	4	1	7	3	0	1	0	1	3
11	Ben Hammond	G 31:12	2-4	1-1	0-0	0	4	4	2	1	5	8	3	2	0	1	1
5	Patrick Wessler	04:58	2-2	0-0	0-0	1	0	1	3	0	4	0	0	0	0	0	0
7	Brandon Rechsteiner	08:48	2-2	0-0	0-0	1	0	1	0	0	6	0	1	0	0	0	0
13	Ben Burnham	15:11	2-5	1-2	0-0	0	2	2	1	2	5	0	0	2	0	0	-3
4	Rodney Brown Jr.	20:10	1-4	1-3	0-0	0	2	2	0	0	3	3	2	0	0	1	-2
3	Jaydon Young	03:51	0-1	0-1	0-0	0	1	1	1	0	0	1	0	1	0	0	-3
Team						3			1		0		0				
Totals			32:59	9-20	13-15	11	18	29	13	13	86	23	11	8	0	6	1
Technical Fouls: NONE																	

BOX SCORES

GAME 17: NC STATE



Official Basketball Box Score - Final
NC State at Virginia Tech
01/15/25 Cassell Coliseum, Blacksburg, Va.
2024-25 Men's Basketball

Game Time: 7:01 PM
Game Duration: 2:08
Attendance: 5,633

Officials: A.J. Desai, Brian O'Connell, Brent Hampton

NC State - 76

Record: 9-8 (2-4)

NO. Name	Min	FG	3P	FT	Rebounds	Fouls	TP	AS	TO	ST	Blocks	+/-
		M-A	M-A	M-A	OR DR TOT	PF FD					BS BA	
34 Ben Middlebrooks	C 27:24	4-7	0-0	5-6	1 1 2	4 4	13	1	0	3	0	-1
3 Dontrez Styles	G 23:29	3-6	2-3	1-2	2 3 5	2 1	9	0	0	0	0	-2
8 Jayden Taylor	G 32:11	6-14	3-10	2-2	0 2 2	1 3	17	3	2	1	0	14
10 Marcus Hill	G 34:38	5-13	0-0	2-2	2 3 5	1 2	12	2	1	0	0	-9
12 Michael O'Connell	G 25:20	1-3	1-3	2-2	0 2 2	4 1	5	5	1	1	0	-6
11 Dennis Parker, Jr.	16:31	3-4	1-2	1-2	1 3 4	2 1	8	1	1	1	0	-1
4 Breon Pass	18:00	0-1	0-0	0-0	0 0 0	0 1	0	4	1	1	0	-2
33 Ismael Dioul	12:37	3-4	0-0	1-1	0 0 0	3 2	7	0	1	0	0	-2
2 Paul McNeil, Jr.	06:43	1-1	0-0	0-0	0 0 0	0 0	2	1	1	0	0	-12
5 Trey Parker	01:38	0-0	0-0	0-0	1 1 2	1 1	5	0	0	0	0	2
7 Bryce Heard	01:30	1-1	1-1	0-0	0 0 0	0 0	3	0	0	0	0	4
Team					1 1 2	0	0	0	0	0	0	
Totals		27-54	8-19	14-17	8 16 24	18 15	76	17	8	7	1	2

Technical Fouls: NONE

Virginia Tech - 79

Record: 8-9 (3-3)

NO. Name	Min	FG	3P	FT	Rebounds	Fouls	TP	AS	TO	ST	Blocks	+/-
		M-A	M-A	M-A	OR DR TOT	PF FD					BS BA	
1 Tobi Lawal	F 29:52	7-10	3-3	5-6	6 5 11	2 5	22	2	3	1	2	25
34 Myllyjael Poteat	F 12:17	1-4	0-0	1-2	1 0 1	3 1	3	0	1	0	0	-7
3 Jaydon Young	G 21:43	3-9	1-5	1-1	0 1 1	3 2	8	4	0	1	0	0
7 Brandon Rechsteiner	G 14:06	1-3	1-2	0-0	0 0 0	1 1	3	0	2	0	0	-10
10 Tyler Johnson	G 29:44	2-4	1-2	0-0	2 4 6	1 1	5	0	2	0	0	-2
4 Rodney Brown Jr.	27:51	1-5	1-2	1-2	1 1 2	0 2	4	2	2	0	0	0
5 Patrick Wessler	07:54	2-3	0-0	1-1	3 1 4	2 1	5	0	1	0	0	-8
2 Jaden Schutt	26:33	6-10	3-6	2-2	1 4 5	1 3	17	2	1	0	0	0
13 Ben Burnham	26:36	4-11	1-2	3-3	1 4 5	3 2	12	1	0	2	0	1
22 Connor Serven	01:24	0-0	0-0	0-0	0 0 0	0 0	0	0	0	0	0	-5
Team					0 0 0	0	0	0	1	0	0	
Totals		27-59	11-22	14-17	15 20 35	16 18	79	11	12	5	2	1

Technical Fouls: Young 2nd 16:33

	Pack	Hokies	Points from	Pack	Hokies	Period by Period Scoring			
Biggest lead	15 (2 nd 18:10)	7 (1 st 7:46)	Turnovers	15	14				
Best Scoring Run	15(2 nd 18:10)	9(2 nd 0:00)	Paint	32	30				
Lead Changes	8		Second Chance	13	22	Pack	45	31	76
Times Tied	6		Fast Breaks	6	2				
Time with Lead	25:51	11:26	Bench	20	38	Hokies	34	45	79

GAME 18: WAKE FOREST



Official Basketball Box Score - Final
Wake Forest at Virginia Tech
01/18/25 Cassell Coliseum, Blacksburg, Va.
2024-25 Men's Basketball

Game Time: 2:00 PM
Game Duration: 2:05
Attendance: 5,052

Officials: Clarence Armstrong, Trey Styons, Jeff Por

Wake Forest - 72

Record: 14-4 (5-1)

NO. Name	Min	FG	3P	FT	Rebounds	Fouls	TP	AS	TO	ST	Blocks	+/-
		M-A	M-A	M-A	OR DR TOT	PF FD					BS BA	
25 TreVon Spillers	F 40:00	2-9	0-1	1-1	2 5 7	2 1	5	1	0	0	1	9
4 Elton Reid	C 21:53	2-3	2-2	0-0	0 2 2	4 1	6	1	2	0	0	3
6 Cameron Hildreth	G 33:39	7-13	1-3	6-8	0 3 3	0 6	21	1	1	0	1	3
8 Ty-Laur Johnson	G 27:30	2-5	0-2	4-4	0 2 2	2 2	8	3	1	3	0	5
23 Hunter Sallis	G 37:59	10-17	3-7	1-2	1 6 7	2 4	24	2	3	2	0	9
0 Omahia Bilew	06:34	0-2	0-1	0-0	0 0 0	3 0	0	0	0	0	0	5
2 Juke Harris	21:55	2-5	0-2	2-2	1 2 3	3 3	6	0	0	1	0	5
7 Parker Friedrichsen	10:30	1-3	0-1	0-0	0 1 1	2 0	2	0	0	0	0	6
Team					2 2 4	0	0	0	0	0	0	
Totals		26-57	6-19	14-17	6 23 29	18 15	72	8	7	6	2	9

Dead Ball Rebounds: 2, 0

Technical Fouls: NONE

Virginia Tech - 63

Record: 8-10 (3-4)

NO. Name	Min	FG	3P	FT	Rebounds	Fouls	TP	AS	TO	ST	Blocks	+/-
		M-A	M-A	M-A	OR DR TOT	PF FD					BS BA	
1 Tobi Lawal	F 33:01	4-8	1-2	1-2	2 10 12	3 1	10	1	2	1	0	-9
34 Myllyjael Poteat	F 25:45	3-5	0-0	5-5	3 2 5	3 3	11	2	3	0	0	-7
3 Jaydon Young	G 08:10	1-4	0-2	0-0	0 1 1	1 0	2	0	0	0	0	-3
10 Tyler Johnson	G 32:52	3-6	0-1	3-3	3 7 10	2 4	9	3	1	1	0	-8
11 Ben Hammond	G 25:12	1-9	0-1	2-3	0 2 2	2 3	4	1	1	0	0	-11
2 Jaden Schutt	26:04	4-8	3-7	1-1	0 2 2	1 1	12	0	2	0	0	-2
5 Patrick Wessler	01:49	0-0	0-0	0-0	0 0 0	0 0	0	0	0	0	0	1
7 Brandon Rechsteiner	14:48	3-7	2-5	2-2	0 0 0	2 2	10	2	3	0	0	2
13 Ben Burnham	21:58	1-4	0-1	1-3	0 0 0	0 3	0	0	0	0	0	-3
4 Rodney Brown Jr.	10:22	1-1	0-0	0-0	0 1 1	1 1	2	0	0	0	0	-5
Team					1 1 2	0	2	0	0	0	0	
Totals		21-52	6-19	15-19	9 26 35	16 18	63	9	14	2	2	-9

Technical Fouls: Coach 1st 15:0

	WF	Hokies	Points from	WF	Hokies	Period by Period Scoring				
Biggest lead	10 (1 st 6:50)	4 (2 nd 16:54)	Turnovers	14	5		1st	2nd	TOT	
Best Scoring Run	7 (1 st 8:14)	6 (1 st 10:48)	Paint	26	24	WF	31	41	72	
Lead Changes	6		Second Chance	16	8		Hokies	29	34	63
Times Tied	2		Fast Breaks	5	5					
Time with Lead	33:54	04:08	Bench	8	27					

GAME 19: GEORGIA TECH



Official Basketball Box Score - Final
Virginia Tech at Georgia Tech
01/22/25 McCamish Pavilion, Atlanta
2024-25 Men's Basketball

Game Time: 7:00 PM
Game Duration: 1:58
Attendance: 3,668

Officials: Lee Cassel, Bill Covington, Jr., Matt Potter

Virginia Tech - 64

Record: 8-11 (3-5)

NO. Name	Min	FG	3P	FT	Rebounds	Fouls	TP	AS	TO	ST	Blocks	+/-
		M-A	M-A	M-A	OR DR TOT	PF FD					BS BA	
1 Tobi Lawal	F 32:07	5-13	3-7	0-0	1 5 6	2 0	13	1	2	0	0	-17
34 Myllyjael Poteat	F 30:02	2-7	0-0	4-4	2 3 5	2 2	8	1	1	3	0	-5
2 Jaden Schutt	G 29:04	2-6	2-4	0-0	0 4 4	2 1	6	1	0	0	0	-5
10 Tyler Johnson	G 23:38	5-7	2-4	2-2	3 2 5	3 1	14	0	3	1	0	-11
11 Ben Hammond	G 16:16	1-6	0-2	0-0	1 1 2	1 0	2	2	0	0	0	2
7 Brandon Rechsteiner	24:15	3-6	1-4	0-0	1 0 1	1 0	7	6	5	1	0	-10
3 Jaydon Young	15:51	1-4	1-2	0-0	0 3 3	2 0	3	1	1	0	0	5
4 Rodney Brown Jr.	10:56	3-7	2-2	2-2	2 3 5	0 1	10	1	3	0	0	-2
5 Patrick Wessler	09:40	0-1	0-0	1-2	1 3 4	2 1	1	0	2	0	0	-1
13 Ben Burnham	08:11	0-2	0-1	0-0	1 1 2	2 0	0	0	0	0	0	1
Team					2 0 2	0	0	0	0	0	0	
Totals		22-59	11-26	9-10	14 25 39	17 6	64	13	17	5	0	-7

Technical Fouls: NONE

Georgia Tech - 71

Record: 9-11 (3-6)

NO. Name	Min	FG	3P	FT	Rebounds	Fouls	TP	AS	TO	ST	Blocks	+/-
		M-A	M-A	M-A	OR DR TOT	PF FD					BS BA	
11 Baye Ndongo	F 38:21	6-8	0-0	2-5	2 7 9	3 2	14	4	3	5	1	0
30 Ibrahim Souare	F 31:49	2-3	0-0	1-2	1 4 5	1 1	5	1	1	0	1	0
1 Duncan Powell	F 40:00	7-11	3-4	6-9	3 3 6	0 7	23	1	0	2	0	7
1 Naithan George	G 38:18	3-9	2-6	3-4	0 4 4	1 4	11	7	3	3	0	0
2 Javian McCollum	G 37:27	5-16	1-7	5-6	0 3 3	0 3	16	4	3	0	0	13
12 Ryan Mutombo	09:53	1-2	0-0	0-0	0 0 0	1 0	2	1	0	0	1	-2
10 Darrion Sutton	04:12	0-2	0-0	0-0	0 0 0	0 0	0	0	0	1	0	-7
Team					1 1 2	0	0	0	0	0	0	
Totals		24-51	6-17	17-26	7 22 29	6 17	71	18	10	11	3	0

Technical Fouls: NONE

	VaTech	GaTech	Points from	VaTech	GaTech	Period by Period Scoring			
Biggest lead	2 (1 st 4:28)	9 (1 st 16:58)	Turnovers	12	20	1st	2nd	TOT	
Best Scoring Run	8 (1 st 8:57)	7 (1 st 11:30)	Paint	18	28	VaTech	35	29	64
Lead Changes			Second Chance	8	5				
Times Tied	5		Fast Breaks	8	14	GaTech	39	32	71
Time with Lead	02:53	33:09	Bench	21	2				

GAME 20: CLEMSON



TOBIN LAVAL
JR. • F • 6-8 • 215
LONDON, ENGLAND
VCU



JADEN SCHUTT
R-SO. • G • 6-5 • 205
YORKVILLE, ILL.
DUKE



JAYDON YOUNG
SO. • G • 6-4 • 205
GOLDSBORO, N.C.
GREENSBORO DAY SCHOOL



RODNEY BROWN JR.
SO. • G • 6-6 • 185
PERRIS, CALIF.
CAL



PATRICK WESSLER
R-SO. • C • 7-0 • 250
MATTHEWS, N.C.
COMBINE ACADEMY



BRANDON RECHSTEINER
SO. • G • 6-1 • 190
ACWORTH, GA.
ETOWAH



PETER CARR
FR. • G • 6-5 • 205
WEST CHESTER, PA.
WEST CHESTER EAST



CONNER VENABLE
SO. • G • 6-3 • 195
WASHINGTON, D.C.
THE HEIGHTS SCHOOL



TYLER JOHNSON
FR. • G • 6-5 • 215
ORLANDO, FLA.
OAK RIDGE



BEN HAMMOND
FR. • G • 5-11 • 170
FAIRFAX, VA.
PAUL VI



BEN BURNHAM
SR. • F • 6-7 • 220
FORT MILL, S.C.
COLLEGE OF CHARLESTON



RYAN JONES JR.
FR. • F • 6-8 • 240
GAINESVILLE, FLA.
THE ROCK SCHOOL



CONNOR SERVEN
GR. • F • 6-8 • 225
PRAIRIE CITY, ILL.
EASTERN MICHIGAN



MYLYJAEEL POTEAT
GR. • F • 6-9 • 260
REIDSVILLE, N.C.
RICE



MIKE YOUNG
HEAD COACH
6TH SEASON



J.D. BYERS
ASSISTANT COACH
2ND SEASON



KEVIN GILTNER
ASSISTANT COACH
6TH SEASON



CHRISTIAN WEBSTER
ASSISTANT COACH
9TH SEASON