

# Pitt

## BASKETBALL

### 2024-25 SCHEDULE

Date	Opponent (TV)	Time
O. 22	POINT PARK	W, 93-62 [EXH]

N. 4	RADFORD (ACCN Extra)	W, 96-56
N. 8	MURRAY STATE (ACCN Extra)	W, 83-68
N. 11	GARDNER-WEBB (ACCN Extra)	W, 83-64

#### Backyard Brawl

N. 15	WEST VIRGINIA (ACCN Extra)	W, 86-62
-------	----------------------------	----------

#### Greenbrier Tip-Off

N. 18	VMI (ACCN Extra)	W, 93-48
N. 22	[rv/-] vs. LSU (CBS Sports Network)	W, 74-63
N. 24	[rv/rv] + vs. Wisconsin (CBS Sports Network)	L, 81-75

#### N. 29 [rv/rv] at Ohio State (Peacock)

W, 91-90 •

#### ACC/SEC Challenge

D. 4	[18/rv] at Mississippi State (SEC Network)	L, 90-57
------	--	----------

D. 7	[18/-] at Virginia Tech * (ESPN)	W, 64-59
D. 11	[rv/-] EASTERN KENTUCKY (ACCN Extra)	W, 96-56
D. 21	[rv/-] SAM HOUSTON (ACCN Extra)	W, 110-78
J. 1	[rv/-] CALIFORNIA * (ACCN)	W, 86-74
J. 4	[rv/-] STANFORD * (ESPN2)	W, 83-68
J. 7	[rv/4] at Duke * (ESPN)	L, 76-47
J. 11	[rv/rv] LOUISVILLE * (ESPN2)	L, 82-78
J. 15	at Florida State * (ESPN)	L, 82-70
J. 18	[-/rv] CLEMSON * (The CW)	12 PM
J. 25	at Syracuse * (ESPN2)	12:30 pm
J. 28	NORTH CAROLINA * (ESPN)	9 PM
F. 1	at Wake Forest * (ESPN/ESPN2)	12 pm
F. 3	VIRGINIA * (ESPN)	7 PM
F. 8	at North Carolina * (ESPN/ESPN2)	4 pm
F. 11	at SMU * (ACCN)	9 pm
F. 15	MIAMI * (ESPN/ESPN2)	12 PM
F. 18	SYRACUSE * (ACCN)	7 PM
F. 22	at Notre Dame * (The CW)	2:15 pm
F. 25	GEORGIA TECH * (ACCN)	7 PM
M. 1	at Louisville * (ESPN2)	6 pm
M. 5	at NC State * (ACCN)	7 pm
M. 8	BOSTON COLLEGE * (ACCN)	6 PM

#### ACC Tournament

M. 11-15	< ACC Tournament (ESPN/ACCN)	TBD
----------	------------------------------	-----

+ Greenbrier Resort (White Sulphur Springs, WV)

\* Denotes ACC contest

< Spectrum Center

All Game times are Eastern Time Zone

#### HOME GAMES IN BOLD CAPS

[-/-] Pitt / Opponent AP Rank

• Overtime

### STRATEGIC COMMUNICATIONS

Matt Plizga, Associate AD (MBB)

mplizga@athletics.pitt.edu (email)  
(412) 648-8240 (office)  
(919) 812-0882 (cell)

Elisabeth Schmidt, Assistant Director

eschmidt@athletics.pitt.edu (email)  
(412) 969-5536 (cell)

Website PittsburghPanthers.com  
Twitter / Instagram @Pitt\_MBB / @pitt\_mbb  
Hashtag #H2P

## Pitt (12-5, 3-3 ACC) vs. Clemson (14-4, 6-1 ACC)

Saturday, Jan. 18, 2025 • 12:00 PM

Pittsburgh, Pa. • Petersen Events Center

The CW • 93.7 The Fan

### THE MATCHUP

#### Pitt Panthers



2024-25 Record (ACC)	12-5 (3-3)
AP / Coaches Polls	nr / nr
NCAA NET / KenPom	31 / 32
Last Game	L, 82-70 at Florida State (1/15)

Head Coach	Jeff Capel (Duke, '97)
Pitt Record	109-97 (Seventh Season)
Career Record	271-207 (16th Season)

### BROADCAST INFORMATION

#### The CW

Tom Werme (pxp)

John Henson (analyst)

#### Pitt Radio Network (93.7 The Fan)

Bill Hillgrove (pxp)

Curtis Aiken (analyst)

#### Clemson Tigers



2024-25 Record (ACC)	14-4 (6-1)
AP / Coaches Polls	rv / rv
NCAA NET / KenPom	36 / 27
Last Game	W, 70-59 at Georgia Tech (1/14)

Head Coach	Brad Brownell (DePauw, '91)
Clemson Record	278-193 (15th Season)
Career Record	6445-278 (22nd Season)

### SERIES HISTORY

All-Time Series	Pitt trails 12-3
Under Jeff Capel	Pitt trails 8-0
In Pittsburgh	Pitt trails 6-2
At Petersen Events Center	Pitt trails 6-1
First Meeting	Pitt 60, Clemson 50 (12/29/58)
Last Meeting	Clemson 69, Pitt 62 (2/27/24)
Current Streak	Pitt L, 12

### THE OPENING TIP

- Pitt (12-5, 3-5 ACC) returns home to host Clemson (14-4, 6-1 ACC) at the Petersen Events Center Saturday, Jan. 18. Tipoff is set for 12:00 p.m. with Tom Werme and John Henson calling the action on The CW.
- The Panthers have dropped three consecutive games for the first time since Nov. 11-17, 2023. Pitt has not lost four straight games since the end of the 2021-22 season.
- Pitt is retiring Sam Clancy's No. 15 jersey at halftime of Saturday's game. He will join Don Hennon (10), Billy Knight (34), Charles Smith (32), and Brandin Knight (20) in the rafters at the Petersen Events Center.
- The Panthers will also be honoring its basketball alumni during a halftime presentation.

- Pitt leads the ACC in free throw percentage (.790), while ranking second in effective field goal percentage (.547), and field goal percentage (.474). The Panthers also rank fourth in the conference in scoring (80.7 ppg.), scoring margin (+10.9 ppg.), and three-point field goals per game (8.7 3pg.).
- The Panthers' starting backcourt of Ishmael Leggett and Jaland Lowe combines to average 34.0 points, 10.0 rebounds, 8.8 assists, and 3.6 steals per game. The duo has combined for 28 double-figure scoring games, including 12 games with 20 or more points scored.
- Pitt is 12-0 on the season when winning or tying the rebounding battle. The Panthers have been outrebounded by a combined 56 boards in their five losses this season.

### 2024-25 PITT PANTHERS AVERAGES

No.	Name (Ht., Wt., Yr.)	Pos.	PPG	RPG	APG	Notes
0	Amyd Ndiaye (6-10, 210, Fr.)	F	0.3	0.9	0.0	has played in 7 games
1	• Damian Dunn (6-5, 205, Gr.)	G	10.2	2.6	1.7	6 games with 10+ pts; missed 7 games due to injury
2	• Cameron Corhen (6-10, 235, Jr.)	F	10.4	5.9	1.1	11 double-figure scoring games
3	Brandin Cummings (6-3, 175, Fr.)	G	7.0	1.7	0.7	5 games with 10+ pts; 18-of-45 (.400) 3fg
4	Papa Amadou Kante (6-10, 235, R-Fr.)	F	3.2	1.6	0.3	14-of-23 (.609) from the field
5	• Ishmael Leggett (6-3, 185, Sr.)	G	16.5	5.6	2.9	15+ points in 12 games; 27 stls
11	Marlon Barnes, Jr. (6-6, 190, R-Fr.)	F	0.0	0.3	0.3	has played in 7 games
13	Benjamin Mayhew (6-4, 180, So.)	F	-	-	-	walk-on; did not dress during 2023-24 season
15	• Jaland Lowe (6-3, 175, So.)	G	17.5	4.4	5.9	7 games with 20+ points; team-high 33 steals
21	Vason Stevenson (6-3, 190, Sr.)	F	-	-	-	walk-on; has appeared in 2 career games
24	Liam Mignogna (6-9, 250, Fr.)	C	-	-	-	walk-on; posted 1,012 points and 620 rebounds in HS career
25	Guillermo Diaz Graham (7-0, 225, Jr.)	F	6.1	5.5	1.3	5 double-figure scoring games; 13 blks
31	Jorge Diaz Graham (6-11, 215, Jr.)	F	3.8	0.8	0.2	16-of-26 (.615) from three-point range
44	Jajuan Nelson (6-7, 210, So.)	F	-	-	-	walk-on; did not dress during 2023-24 season
52	Amsal Delalić (6-8, 210, Fr.)	G	3.8	2.5	1.0	.533 fg pct.; 7-of-16 (.438) 3fg
55	• Zack Austin (6-7, 210, R-Sr.)	F	9.4	4.0	0.2	team-high 26 blks; 30-of-67 (.448) 3fg

- probable starter

## BY THE NUMBERS


- Pitt is one of two programs (joined by Rutgers) in the NCAA with two guards averaging 16.5 points and 4.0 rebounds per game or better. **Jaland Lowe** (17.5 ppg., 4.4 rpg.) and **Ishmael Leggett** (16.5 ppg., 5.6 rpg.) have anchored the Panther attack through the first 17 games of the season.
- Jaland Lowe** (17.5 ppg.) and **Ishmael Leggett** (16.5 ppg.) rank sixth and 10th, respectively, in the ACC in scoring. Pitt is the only program with two players ranked in the top 10 in scoring.
- Jaland Lowe** (17.5 ppg., 4.4 rpg., 5.9 apg.) is one of five players in the NCAA averaging at least 17.0 points, 4.0 rebounds, and 5.0 assists per game.
- Zack Austin** is averaging 11.3 points, 4.3 rebounds, and 1.4 blocks per game since joining Pitt's starting lineup. He is 29-of-54 (.537) from the field, including 16-of-33 (.485) from three-point range, over the past eight contests.
- Cameron Corhen** has scored in double figures 11 times and is averaging 10.4 points and a team-high 5.8 rebounds per game. He also leads the Panthers in dunks (27) and offensive rebounds (39), while shooting 61.2 percent (74-of-121) from the field.
- Ishmael Leggett** is one of six players in the NCAA averaging at least 16.5 points, 5.5 rebounds, 2.5 assists, and 1.5 steals per game.
- Jorge Diaz Graham** leads the Panthers in field goal percentage (.625 - 16-of-30) and three-point percentage (.615 - 16-of-26). He matched a career high with four threes at Florida State and is 11-of-14 (.786) from beyond the arc over the past seven games.
- Ishmael Leggett** is averaging 18.3 points and 5.7 rebounds per game, while shooting 63.6 percent (63-of-99) from the field, and 46.9 percent (15-of-32) from three-point range, at the Petersen Events Center this season.

- Jaland Lowe** has topped the 20-point mark three times and is averaging 19.3 points per game and 5.0 assists per game in ACC play. He is also 40-of-41 (.976) from the foul line in six conference games.
- Zack Austin** leads the Panthers in three-point field goals (30) and blocked shots (26). He is one of seven players in the NCAA with at least 25 three-pointers and 30 blocks this season. Mouhamdou Gueye (2021-22) is the only other Panther to lead the team in blocks and three-pointers in a season.
- Jaland Lowe** is 34-of-35 (.971) from the foul line over the past five games for the Panthers. He is second in the ACC and 22nd nationally in free throw percentage (.905 - 86-of-95).
- The Panthers are currently averaging 8.6 three-pointers per game, while shooting 36.3 percent (147-of-405) from beyond the arc for the season. Pitt has averaged 9.0 or more threes per game and shot better than 35 percent from long range in each of the past two seasons.
- Pitt is 10-0 on the season and 48-2 under **Jeff Capel** when scoring 80 or more points in a game. The Panthers have scored 80 or more points in nine of their 10 home games this season.
- The Panthers are averaging 89.4 points per game, while shooting 52.6 percent (309-of-587) from the field and 41.4 percent (99-of-239) from three-point range in 10 games at the Petersen Events Center.
- Pitt leads the ACC and ranks 13th in the NCAA in free throw percentage (.790). The Panthers set a school record with a .759 free throw percentage during the 2022-23 season.
- The Panthers have shot 90 percent or better from the line in three of the past four games and are 59-of-67 (.881) from the stripe in that span.


## 2024-25 STATS COMPARISON

	Pitt	Clemson
Points	80.7	77.2
Opp. Points	70.4	66.3
Rebounds	35.3	35.4
Opp. Rebounds	34.0	32.3
Off. Rebounds	9.5	11.3
Opp. Off. Rebounds	10.6	9.9
Field Goal Pct.	.474	.460
Opp. Field Goal Pct.	.421	.429
Three-Point Pct.	.363	.381
Opp. Three-Point Pct.	.320	.317
Three-Point FGs	8.6	9.1
Opp. Three-Point FGs	7.4	6.8
Free Throw Pct.	.790	.784
Opp. Free Throw Pct.	.710	.719
Free Throws Made	16.2	13.3
Opp. Free Throws Made	13.5	11.7
Personal Fouls	16.9	15.8
Opp. Personal Fouls	18.2	16.8
Assists	14.1	14.6
Opp. Assists	11.6	10.3
Turnovers	10.6	10.7
Opp. Turnovers	12.5	13.9
Blocked Shots	4.4	3.5
Opp. Blocked Shots	2.9	2.6
Steals	7.3	7.7
Opp. Steals	5.4	6.2

## PANTHER SPOTLIGHT



- Sam Clancy**, the only player in program history with over 1,000 points and 1,000 rebounds in his career, becomes the fifth Pitt player to have his jersey retired Saturday. Clancy averaged a double-double in all four seasons at Pitt (1977-81) and holds school records with 1,342 career rebounds, 78 career double-figure rebounding games, and 66 career double-doubles. He also ranks 12th at Pitt with 1,671 career points and fourth with 170 career blocks.



## LAST TIME OUT

- Jorge Diaz Graham** scored 15 of his career-high 17 points in the second half as Pitt's comeback effort fell short Wednesday evening at the Donald L. Tucker Center. The Panthers were unable to overcome as season-high 17 turnovers and 28 free throws made by Florida State in dropping their third consecutive contest.
- Jaland Lowe** added 22 points, five assists, and three steals but suffered a career-high eight turnovers on the night. **Ishmael Leggett** added 13 points, six rebounds, and four assists as Pitt slipped to 12-5 overall and 3-3 in ACC play.
- The Panthers held Florida State without a field goal from the 5:01 mark until the final 30 seconds of play to claw back into the game, but the Seminoles went 19-of-22 from the line in the final five minutes of play.
- Pitt and Florida State combined for 24 first half turnovers and just 14-of-51 (.275) shooting from the field in the opening 20 minutes of action. Pitt matched a season-low with 23 points in the half and finished just one shy of its season-high in a game with 14 first half turnovers.
- Pitt recovered from the low scoring opening half to post 47 points after halftime. Lowe scored 20 of his 22 points after halftime as he and Jorge Diaz Graham combined for 35 of the Panthers 47 points.
- The Panthers dropped the rebounding battle, 37-31, to fall to 0-5 on the season when being outrebounded.

SUCCESS AMONG ACC PEERS

• Pitt has put together back-to-back seasons with 20+ wins, including 10+ victories in ACC play. The Panthers are tied for third in conference wins and tied for fourth in total wins since the start of the 2022-23 season.

ACC • Conference Wins over the Past Three Seasons

Rk	Team	Total
1.	Duke	36
2.	North Carolina	33
3.	Clemson	31
4.	Pitt	29
	Virginia	29

ACC • Wins over the Past Three Seasons

Rk	Team	Total
1.	Duke	69
2.	North Carolina	61
	Clemson	61
4.	Pitt	58
	NC State	58

through Jan. 17

ROAD WARRIORS

• Pitt has won 16 true road games since the start of the 2022-23 season, sixth most among high major teams (ACC, Big East, Big Ten, SEC, Big 12).

NCAA • Road Wins by Power Conference Teams • Past Three Seasons

Rk	Team (Conference)	Total
1.	Houston (Big 12)	20*
2.	Connecticut (Big East)	19
	Marquette (Big East)	19
4.	Alabama (SEC)	18
	Purdue (Big Ten)	18
6.	Pitt (ACC)	16

through Jan. 16

\* played in American Athletic Conference in 2022-23

BALLIN’ IN THE BACKCOURT

• Pitt is one of two programs (joined by Rutgers) in the NCAA with two guards averaging 16.5 points and 4.0 rebounds per game or better. Ishmael Leggett (16.5 ppg., 5.6 rpg.) and Jaland Lowe (17.5 ppg., 4.4 rpg.) anchor the Panther attack.

• Lowe (17.5 ppg.) and Leggett (16.5 ppg.) rank sixth and 10th, respectively, in the ACC in scoring. Pitt is the only program in the ACC with two players ranked in the top 10 in scoring.

• Pitt’s starting backcourt of Ishmael Leggett and Jaland Lowe combines to average 34.0 points, 10.0 rebounds, 8.8 assists, and 3.6 steals per game. The duo has combined for 28 double-figure scoring games, including 12 games with 20 or more points scored.

• The guard tandem has combined for 35 or more points in a game eight times, including a season-best 49 points in the overtime win at Ohio State (11/29).

NCAA • Schools with Multiple Guards Averaging 16.5+ PPG & 4.0 RPG

School	Players (PPG, RPG)
Pitt	Ishmael Leggett (16.5, 5.6), Jaland Lowe (17.5, 4.4)
Rutgers	Dylan Harper (20.1, 5.2), Ace Bailey (19.3, 7.9)

LEGGETT LEADING THE WAY

• Ishmael Leggett, a Preseason All-ACC Second Team selection, is averaging 16.5 points, 5.6 rebounds, 2.9 assists, and 1.7 steals per game, while shooting 48.5 percent from the field.

• Leggett is one of six players in the NCAA averaging at least 16.5 points, 5.5 rebounds, 2.5 assists, and 1.5 steals per game.

• Leggett has scored in double figures in 14 games with five 20+ points games. He also has two double-doubles on the season.

• Leggett ranks among the ACC leaders in scoring (10th - 16.5 ppg.), defensive rebounds (13th - 4.5 drpg.), field goal percentage (9th - .485), steals (T-6th - 1.7 spg.), and minutes (8th - 33.9 mpg.).

• Leggett had 13 points, six rebounds, and four assists at Florida State (1/15).

• Leggett made a season-best four threes in a 16-point, four-assist, two-steal effort at home against Louisville (1/11).

• Leggett posted 21 points, six rebounds, three assists and two steals in a win over Stanford (1/4 after missing the previous game due to injury. He made all nine two-point field goal attempts in the game.

• Leggett scored a season-best 23 points to go along with five rebounds, three assists, and a block against Sam Houston. He was 8-of-12 from the field, 3-of-4 from three-point range, and 4-of-5 from the foul line in the win.

• Leggett went 6-of-8 from the field and finished with 17 points, six rebounds, three assists, and two steals against Eastern Kentucky (12/11).

• Leggett finished with 17 points, five rebounds, and four assists in a road win over Virginia Tech (12/7). He matched a season-high with three made three-pointers in the game.

• Leggett recorded 21 points, 10 rebounds, four assists, and two steals in a come-from-behind road win over Ohio State (11/29).

• Leggett was named to the Greenbrier Tip-Off All-Tournament Team after leading the Panthers to a title game appearance.

• Leggett posted 17 points, eight rebounds, and three assists against No. 19 Wisconsin (11/24).

• Leggett tallied 21 points, six rebounds, and a career-high matching five steals in a win over LSU (12/22). He recorded his second game at Pitt and the sixth game by a Panther with at least 20 points, five rebounds, and five steals.

• Leggett scored a team-high 14 points on 6-of-9 shooting in just 23 minutes against VMI (11/18).

• Leggett went 7-of-13 from the field and finished with 15 points in a win over West Virginia (11/15).

• Leggett recorded 21 points to go along with six rebounds, four assists, and two steals against Gardner-Webb (11/11). He went 7-of-9 from the field, including 3-of-4 from three-point range, in the win.

• Leggett scored 19 points and added seven rebounds and two steals in a win over Murray State (11/8). He was 6-of-10 from the field and also got to the free throw line 10 times against the Racers.

• Leggett posted a double-double with 19 points and 11 rebounds against Radford (11/4). He went 9-of-13 from the field, while adding three assists and two steals in the win.

• Leggett has totaled 1,590 points, 609 rebounds, 252 assists, and 157 steals in 135 career games. Leggett has scored in double figures 83 times with 18 games with 20 or more points scored in his career.

PITT SEASON & CAREER TOTALS

	2024-25	Career
Double-Figure Scoring Games		
Ishmael Leggett	14 (11-3)	83 (48-35)
Damian Dunn	6 (5-1)	69 (43-26)
Zack Austin	6 (6-0)	67 (37-30)
Cameron Corhen	11 (8-3)	35 (22-13)
Jaland Lowe	14 (10-4)	33 (23-10)
Guillermo Diaz Graham	5 (5-0)	15 (11-4)
Brandin Cummings	5 (4-1)	5 (1-1)
Jorge Diaz Graham	2 (1-1)	5 (3-2)
Papa Amadou Kante	1 (1-0)	1 (1-0)
30+ Point Games		
Ishmael Leggett	-	3 (1-2)
Damian Dunn	-	3 (1-2)
Brandin Cummings	1 (1-0)	1 (1-0)
20+ Point Games		
Ishmael Leggett	5 (5-0)	18 (12-6)
Damian Dunn	1 (1-0)	16 (10-6)
Zack Austin	1 (1-0)	14 (9-5)
Jaland Lowe	7 (5-2)	9 (6-3)
Brandin Cummings	1 (1-0)	1 (1-0)
Guillermo Diaz Graham	-	1 (1-0)
Cameron Corhen	-	1 (0-1)
10+ Rebound Games		
Zack Austin	-	14 (8-6)
Ishmael Leggett	2 (2-0)	6 (5-1)
Cameron Corhen	2 (2-0)	4 (2-2)
Guillermo Diaz Graham	1 (1-0)	2 (2-0)
Jaland Lowe	1 (1-0)	1 (1-0)
10+ Assist Games		
Jaland Lowe	4 (4-0)	5 (5-0)
Double-Doubles		
Zack Austin	-	11 (7-4)
Ishmael Leggett	2 (2-0)	6 (5-1)
Jaland Lowe	3 (3-0)	4 (4-0)
Cameron Corhen	2 (2-0)	4 (2-2)
Guillermo Diaz Graham	1 (1-0)	2 (2-0)
Triple-Doubles		
Jaland Lowe	1 (1-0)	1 (1-0)
3+ Three-Point FG Games		
Zack Austin	2 (2-0)	27 (14-13)
Ishmael Leggett	4 (3-1)	17 (8-9)
Damian Dunn	3 (2-1)	16 (10-6)
Jaland Lowe	3 (2-1)	3 (2-1)
Jorge Diaz Graham	2 (1-1)	3 (2-1)
Guillermo Diaz Graham	-	2 (1-1)
Brandin Cummings	2 (2-0)	2 (2-0)
3+ Block Games		
Zack Austin	5 (4-1)	34 (21-13)
Guillermo Diaz Graham	2 (2-0)	8 (6-2)
Cameron Corhen	2 (1-1)	2 (1-1)
Jorge Diaz Graham	-	1 (1-0)
Scoring Leader		
Ishmael Leggett	5 (4-1)	31 (14-17)
Damian Dunn	1 (1-0)	29 (16-13)
Zack Austin	1 (1-0)	18 (9-9)
Jaland Lowe	9 (6-3)	11 (7-4)
Cameron Corhen	1 (0-1)	8 (2-6)
Brandin Cummings	1 (1-0)	1 (1-0)
Guillermo Diaz Graham	-	1 (1-0)
Rebounding Leader		
Zack Austin	-	26 (11-15)
Ishmael Leggett	5 (4-1)	19 (13-6)
Guillermo Diaz Graham	4 (4-0)	16 (10-6)
Cameron Corhen	6 (4-2)	12 (4-8)
Damian Dunn	1 (0-1)	7 (3-4)
Jaland Lowe	2 (2-0)	3 (3-0)
Amsal Delalić	1 (0-1)	1 (0-1)
Assists Leader		
Jaland Lowe	16 (11-5)	30 (20-10)
Damian Dunn	1 (1-0)	20 (9-11)
Ishmael Leggett	2 (2-0)	16 (9-7)
Zack Austin	-	5 (3-2)
Guillermo Diaz Graham	-	1 (1-0)
Record in such games in ( )		



## STREAKS

Overall	Lost 3
Unranked teams anywhere	Lost 2
Ranked teams anywhere	Lost 3
Home	Lost 1
Home ACC	Lost 1
Home non-conference	Won 10
Home unranked non-conference	Won 10
Home ranked teams	Lost 2
Home unranked teams	Lost 1
Road	Lost 2
Road ACC	Lost 2
Road ranked teams	Lost 1
Road unranked teams	Lost 1
Neutral	Lost 1
Neutral ranked teams	Lost 10
Neutral unranked teams	Won 3

### Consecutive Made Free Throws (active streak)

Zack Austin	17
Jaland Lowe	6
Ishmael Leggett	6
Damian Dunn	4
Brandin Cummings	3
Cameron Corhen	2
Jorge Diaz Graham	1
Papa Amadou Kante	1

### Consecutive Games (Played) with a Three-Point Field Goal

Zack Austin	12
Jaland Lowe	6
Ishmael Leggett	2
Jorge Diaz Graham	1

Games Played	2024-25	Career
Ishmael Leggett	16 (11-5)	135 (66-69)
Damian Dunn	10 (6-4)	119 (73-46)
Zack Austin	17 (12-5)	113 (62-51)
Guillermo Diaz Graham	17 (12-5)	83 (56-27)
Cameron Corhen	17 (12-5)	77 (36-41)
Jorge Diaz Graham	17 (12-5)	64 (44-20)
Jaland Lowe	17 (12-5)	50 (34-16)
Brandin Cummings	17 (12-5)	17 (12-5)
Papa Amadou Kante	13 (10-3)	13 (10-3)
Amsal Delalić	11 (9-2)	11 (9-2)
Marlon Barnes, Jr.	7 (7-0)	7 (7-0)
Amdy Ndiaye	7 (6-1)	7 (6-1)
Vason Stevenson	-	2 (2-0)

Starts	Consecutive *	Career
Ishmael Leggett	4 (1-3)	100 (47-53)
Zack Austin	8 (5-3)	97 (51-46)
Damian Dunn	1 (0-1)	70 (37-33)
Cameron Corhen	17 (12-5)	50 (25-25)
Jaland Lowe	36 (25-11)	36 (25-11)
Guillermo Diaz Graham	-	26 (17-9)
Amsal Delalić	-	2 (1-1)
Brandin Cummings	-	1 (1-0)
Jorge Diaz Graham	-	1 (1-0)

Record in such games in ( )

\* at Pitt

NCAA • 16.5 PPG, 5.5 RPG, 2.5 APG, & 1.5 SPG

Player, School	PPG	RPG	APG	SPG
Ishmael Leggett, Pitt	16.5	5.6	2.9	1.7
Brooks Barnhizer, Northwestern	18.2	9.4	4.4	2.4
Cooper Flagg, Duke	18.7	8.2	4.1	1.5
PJ Haggerty, Memphis	22.3	5.5	3.1	2.0
Terrence Brown, FDU	21.4	6.1	3.1	1.9
Michael Rataj, Oregon State	17.2	8.4	2.5	2.1

courtesy Sports Reference LLC

through Jan. 16

Pitt • 20+ Pt / 5+ Reb / 5+ Stl Games

Player, Opponent (Date)	Pts	Reb	Stl
Ishmael Leggett, vs. LSU (11/22/24)	21	6	5
Ishmael Leggett, vs. Wake Forest (3/14/24)	30	8	5
Trey McGowens, Florida State (1/14/19)	30	7	5
Brad Wanamaker, vs. Tennessee (12/11/10)	21	5	5
Jermaine Dixon, at Syracuse (1/2/10)	21	5	5
DeJuan Blair, St. John's (1/11/09)	23	15	6

courtesy Sports Reference LLC

## HIGH ON LOWE

• Jaland Lowe is having a breakout season for the Panthers. The sophomore point guard is averaging 17.5 points, 4.4 rebounds, 5.9 assists, and 1.9 steals per game, while also leading the Panthers in free throws (86), free throw percentage (.905), and minutes played (34.9 mpg.).

• Lowe is one of five players in the NCAA averaging at least 17.0 points, 4.0 rebounds, and 5.0 assists per game on the season.

• Lowe has scored in double-figures 14 times with seven 20+ point scoring games. He has also led the Panthers in assists in 16 games, while recording five or more assists in a game 12 times.

• Lowe ranks among the ACC leaders in scoring (8th - 17.2 ppg.), free throw percentage (2nd - .905), steals (T-4th - 1.9 spg.), assists (T-2nd - 5.9 apg.), assist-to-turnover ratio (13th - 1.85:1), and minutes (2nd - 34.9 mpg.).

• Lowe scored 20 of his 22 points in the second half at Florida State (1/15), while also adding five assists and three steals. He was 9-of-10 from the foul line against the Seminoles.

• Lowe finished with 24 points and six assists at home against Louisville (1/11). He was 13-of-13 from the foul line, matching the fourth most makes from the line without a miss in program history.

• Lowe had 16 points, five assists, and a career-high matching four steals in a win over Stanford (1/4).

• Lowe posted a game-high 27 points and eight assists in a win over California (1/1). He scored 18 of his 27 points in the second half, including 10 in the final five minutes of action, as Pitt overcame a double-digit first half deficit. Lowe became the fourth Panther since the 1999-2000 season to record 25 or more points and eight or more assists in a game.

• Lowe recorded 18 points and 11 assists in a win over Sam Houston (12/21) to become just the third Pitt player (fourth time) to record consecutive 10+ assist double-doubles.

• Lowe's 23 assists over a two-game span against Eastern Kentucky and Sam Houston are the third most in program history.

• Lowe posted his second double-double of the season with 11 points and a career-best 12 assists against Eastern Kentucky (12/11).

• Lowe scored a game-high 19 points, including 13 in the final 8:02 of play, in Pitt's comeback win at Virginia Tech (12/7). He scored 11 of the Panthers' final 13 points, while adding five rebounds and a career-high four steals.

• Lowe matched a career-high with four three-point field goals and finished with 19 points, four rebounds, three assists, and two steals at Mississippi State (12/4).

• Lowe scored a career-high 28 points and added four rebounds and four assists in a win at Ohio State (11/29). He was 10-of-11 from the foul line and was at his best late in the contest. Lowe tied the game with a bucket with 33 seconds left in regulation and scored eight of Pitt's 14 points in overtime. He also found a trailing Zack Austin for the game-winning three with 0.4 seconds remaining in the game.

• Lowe had 15 points, five rebounds, and five assists in the Greenbrier Tip-Off title game against No. 19 Wisconsin (11/24).

• Lowe scored 22 points to go along with eight rebounds, six assists, and three steals in a win over LSU (11/22). He also made a career-high four threes against the Tigers.

• Lowe recorded the sixth triple-double in program history with 11 points, 10 rebounds, and 10 assists in a win over VMI (11/18).

• Lowe grabbed a career-high nine rebounds to go along with eight points, five assists, and two steals in a win over West Virginia (11/15).

• Lowe finished with 20 points, three assists, and two steals against Murray State (11/8). He went 6-of-6 from the foul line and had a pair of threes in the win.

• Lowe opened the season with a career-high 21 points to go along with six rebounds, six assists, and three steals against Radford (11/4). He knocked down a pair of three-pointers and was 7-of-7 from the foul line.

• Lowe became just the second Pitt player to record 20+ points, 6+ rebounds, 6+ assists, 3+ steals and no turnovers in a game in the win over Radford. James Robinson delivered 22 points, 10 rebounds, nine assists, three steals and no turnovers in a 101-96 overtime win against Wake Forest Feb. 16, 2016.

• Lowe was ranked No. 78 on the CBS Sports Top 100 (+1) and No. 84 in the ESPN Top 100 players entering the 2024-25 season. CBS Sports national pundit Jon Rothstein tabbed Lowe as one of his "15 players who will become stars during the 2024-25 season".

NCAA • 17.0 PPG, 4.0 RPG, 5.0 APG

Player, School	PPG	RPG	APG
Jaland Lowe, Pitt	17.5	4.4	5.9
Kameron Jones, Marquette	19.6	5.0	6.7
Javon Small, West Virginia	19.4	5.1	5.2
Bennett Stirtz, Drake	17.4	4.1	6.3
Sebastian Thomas, Rhode Island	18.8	4.1	5.9

courtesy Sports Reference LLC

Pitt • Triple-Doubles

Player, Opponent (Date)	Pts	Reb	Ast
Jaland Lowe, VMI (11/18/24)	11	10	10
Carlton Carrington, NC A&T (1/6/23)	18	12	10
Ricardo Greer, vs. Villanova (3/4/98)	23	12	11
Darelle Porter, at Providence (1/23/91)	13	10	11
Keith Starr, Rutgers (1/25/75)	17	11	10
Keith Starr, Marquette (12/18/74)	13	11	11

Pitt • 20+ Pt / 6+ Reb / 6+ Ast / 3+ Stl / 0 TO Games

Player, Opponent (Date)	Pts	Reb	Ast	Stl	TO
Jaland Lowe, Radford (11/4/24)	21	6	6	3	0
James Robinson, WFU (2/16/16)	22	10	9	3	0

courtesy Sports Reference LLC

Pitt • Assists Over a Two-Game Stretch

Rk	Player - Games	Total
1.	Levance Fields - 13 vs. RMU (2/2/09), 16 at DePaul (2/7/09)	29
2.	Sean Miller - 13 vs. SHU (2/8/89), 11 vs. St. John's (2/14/89)	24
3.	Jaland Lowe - 12 vs. EKV (12/11/24), 11 vs. Sam Houston (12/21/24)	23

Pitt • 25+ Point, 8+ Assist Games

Player	Opponent, Date (Pts/Asts)
Jaland Lowe	California, 1/1/25 (27/8)
Xavier Johnson	Drexel, 11/28/20 (27/8)
Tray Woodall	Albany, 11/11/11 (25/10)
Ricardo Greer	Norfolk State, 12/1/99 (29/10)

courtesy Sports Reference LLC

Pitt • Consecutive Double-Doubles with 10+ Assists

Player	Opponent, Date (Pts/Asts)
Jaland Lowe	EKU, 12/11/24 (11/12), Sam Houston, 12/21/24 (18/11)
Tray Woodall	Albany, 11/11/11 (25/10), Rider, 11/13/11 (17/10)
Levance Fields	at Seton Hall, 2/28/09 (10/10), Marq., 3/4/09 (17/10)
Levance Fields	RMU, 2/2/09 (12/13), at DePaul, 2/7/09 (13/16)

Pitt • Most Free Throws Made in a Game - No Misses

Rk	Player, Opponent, Date	FTM
1.	Jerry McCullough, Marshall, 12/5/92	15
2.	Ashton Gibbs, at Seton Hall, 1/24/10	14
	Brian Shorter, Syracuse, 1/7/91	14
4.	Jaland Lowe, Louisville, 1/11/25	13
	Xavier Johnson, Syracuse, 1/16/21	13

SCORIN' WITH CORHEN

- Cameron Corhen has made an immediate impact on the interior for the Panthers averaging 10.4 points and a team-high 5.9 rebounds per game, while going 74-of-121 (.612) from the field.
- Corhen has 11 double-figure scoring games and two double-doubles on the season. He leads the Panthers in offensive rebounds (39) and dunks (27). Corhen ranks 15th in the ACC at 2.29 offensive rebounds per game.
- Corhen had 11 points, five rebounds, and a blocked shot at home against Louisville (1/11).
- Corhen posted 11 points, seven rebounds, two assists, and three blocks at No. 4 Duke (1/7).
- Corhen had eight points and six rebounds in a win over Stanford (1/4). He helped limit Maxime Raynaud to 10 shots attempts and just five rebounds in the game.
- Corhen recorded his second double-double as a Panther with season highs in points (19) and rebounds (11) against California (1/1). He was 7-of-8 from the field and 5-of-7 from the foul line in the win.
- Corhen had 15 points, six rebounds, and two assists in a win over Sam Houston (12/21). He was 5-of-7 from the field and the foul line against the Bearkats.
- Corhen went 3-of-4 from the field and finished with six points, five rebounds, and a career-high three blocks at Virginia Tech (12/7).
- Corhen scored 16 points on 7-of-8 shooting from the field against No. 19 Wisconsin. He had four dunks and a pair of three-point plays in the matchup with the Badgers.
- Corhen had 14 points on 7-of-11 shooting to go along with five rebounds and three assists in a win over LSU (11/22).
- Corhen went 5-of-5 from the field and 2-of-2 from the foul line, while finishing with 12 points and six rebounds against VMI (11/18).
- Corhen posted 14 points and five rebounds in a win over West Virginia (11/15).
- Corhen had 12 points, six rebounds, and two steals in a win over Gardner-Webb (11/11).

- Corhen recorded his first double-double as a Panther with 13 points and 10 rebounds versus Murray State (11/8). He went 6-of-8 from the field, while adding two assists and two steals in the win.
- Corhen posted 12 points on 6-of-10 shooting to go along with five rebounds, one steal, and one block in his Pitt debut against Radford (11/4).
- Corhen has scored in double figures 31 times and grabbed 10 or more rebounds four times. He has recorded four double-doubles in his career.

DAME TIME

- Damian Dunn has scored in double figures six times and ranks fourth on the team in scoring at 10.2 points per game. He is 33-of-75 (.440) from the field, including 14-of-29 (.483) from three-point range.
- Dunn missed seven games after suffering an injury in the opening minutes of the title game at the Greenbrier Tip-Off.
- Dunn recorded 15 points, a season-best eight rebounds, three assists, and a steal against Louisville (1/11). He went 5-of-8 from the field, including 3-of-4 from three-point range.
- Dunn returned to action to score seven points in 21 minutes of action at No. 4 Duke (1/7) after missing the previous six weeks with a hand injury.
- Dunn suffered a right thumb and left ankle injury just two minutes into the title game of the Greenbrier Tip-Off against No. 19 Wisconsin (11/24). He underwent surgery to repair the thumb on Nov. 25.
- Dunn posted 11 points, three rebounds, three assists and a career-high matching three steals versus VMI (11/18).
- Dunn went 4-of-7 from three-point range en route to a season-high 23-point effort against West Virginia (11/15).
- Dunn finished with 12 points, three rebounds, and five assists against Gardner-Webb (11/11).
- Dunn scored 11 points in the opening nine minutes of action and finished with 19 points in a win over Murray State (11/8). He went 6-of-11 from the field, including 3-of-5 from three-point range against the Racers.
- Dunn opened the season with 11 points, two assists and a steal against Radford (11/4).
- Dunn has registered 1,388 points (11.8 ppg.), 398 rebounds (3.4 rpg.), and 207 assists (1.8 apg) in 118 career games (69 starts). He has made 124 three-point field goals and 430 free throws in his career.
- Dunn has scored in double figures 69 times with 16 games with 20 or more points and three games with 30 or more points scored.

AUSTIN THREE & D

- Zack Austin has made an impact for the Panthers with his three-point shooting, defense, and athleticism through the first 17 games of the season. He is averaging 9.4 points, 4.0 rebounds and 1.53 blocks in 28.5 minutes per game.
- Austin entered the starting lineup prior to the Virginia Tech game (12/6) and is averaging 11.3 points, 4.3 rebounds, and 1.4 blocks per game in the past eight contests. He is 29-of-54 (.537) from the field, including 16-of-33 (.485) from three-point range, in that span.
- Austin has six double-figure scoring games and eight games with two or more blocked shots. He leads the team with 28 three-point field goals and is shooting 44.8 percent (30-of-67) from beyond the arc.

CAREER DOUBLE-DOUBLES

Player	Opponent, Date	Pts/Rebs
Cameron Corhen	California, 1/1/24	19/11
Jaland Lowe	Sam Houston, 12/21/24	18/11+
Jaland Lowe	Eastern Kentucky, 12/11/24	11/12+
Ishmael Leggett	at Ohio State, 11/29/24	21/10
Jaland Lowe	VMI, 11/18/24	11/10+
Guillermo Diaz Graham	West Virginia, 11/15/24	10/10
Cameron Corhen	Murray State, 11/8/24	13/10
Ishmael Leggett	Radford, 11/4/24	19/11
Jaland Lowe	Florida State, 3/5/24	17/10^
Guillermo Diaz Graham	Jacksonville, 11/17/23	23/10
>Cameron Corhen	at Florida, 11/17/23	18/10
Ishmael Leggett	Binghamton, 11/10/23	18/11
>Cameron Corhen	vs. Georgia Tech, 3/7/23	12/12
=Zack Austin	vs. Charleston Southern, 3/1/23	13/12
=Zack Austin	at Winthrop, 2/25/23	17/10
<Ishmael Leggett	St. Bonaventure, 1/11/23	23/14
<Ishmael Leggett	at La Salle, 1/07/23	11/11
<Ishmael Leggett	Army West Point, 12/10/22	16/10
=Zack Austin	Wolford, 11/12/22	16/10
=Zack Austin	vs. Hampton, 3/2/22	24/16
=Zack Austin	Hampton, 2/26/22	21/10
=Zack Austin	UNC Asheville, 2/5/22	26/11
=Zack Austin	at Charleston Southern, 1/19/22	14/10
=Zack Austin	N.C. A&T, 1/15/22	15/11
=Zack Austin	Florida Atlantic, 12/21/21	12/10
=Zack Austin	Guilford, 12/7/21	14/12
=Zack Austin	Georgia State, 11/21/21	11/11

+ also had 10 assists for first career triple-double

^ assists

= at High Point

< at Rhode Island

> at Florida State

CAREER TRIPLE-DOUBLES

Player	Opponent, Date	Pts/Rebs/Asts
Jaland Lowe	VMI, 11/18/24	11/10/10

HONORS & AWARDS

Ishmael Leggett	Greenbrier Tip-Off All-Tournament Team
	Preseason Second Team All-ACC
Jaland Lowe	PNC Achiever of the Week (Jan. 6)
	No. 78 in CBS Preseason Top 100 +1
	No. 84 in ESPN Preseason Top 100
	Rothstein 15 Players Who Will Become Stars in 2024-25
Brandin Cummings	ACC Rookie of the Week (Dec. 16)
Damian Dunn	PNC Achiever of the Week (Nov. 19)
Zack Austin	PNC Achiever of teh Week (Dec. 2)

- Austin knocked down a pair of threes and finished with eight points, five rebounds, and two steals at Florida State (1/15).
- Austin went 2-of-3 from three-point range and finished with eight points, six rebounds, three steals, and three blocks against Louisville (1/11).
- Austin had 11 points, four rebounds, two steals, and two blocks in a win over Stanford (1/4). He posted his 200th career block in the win to become just the third player in NCAA history to post at least 1,200 points, 600 rebounds, 175 three-point field goals, and 200 blocks in a career.
- Austin delivered a Pitt career-high 23 points on 8-of-12 shooting from the field (5-of-9 3FG) in a win over Sam Houston (12/21).
- Austin scored 18 points to go along with four rebounds and three blocks against Eastern Kentucky. He went 6-of-10 from the field (2-of-3 3FG) and 4-of-4 from the foul line versus the Colonels.
- Austin contributed nine points, five rebounds, and a steal in the win over Virginia Tech (12/7).
- Austin knocked down a pair of three-pointers and finished with eight points and five rebounds at Mississippi State (12/4).
- Austin made a game-winning three with 0.4 seconds remaining in overtime at Ohio State. He finished the day with 16 points, five rebounds, and two steals. Austin went 5-of-8 from three-point range to match a career high with five made three-pointers.
- Austin scored 10 points in a win over LSU (11/22) and added eight points, while going 2-of-4 from three-point range against No. 19 Wisconsin (11/24) in the Greenbrier Tip-Off.
- Austin finished with seven points, three rebounds, and three blocks in a win over West Virginia (11/15).
- Austin recorded 10 points, five rebounds, four blocks, and two steals against Gardner-Webb (11/11).
- Austin posted eight rebounds and five blocked shots in a win over Murray State (11/8).
- Austin has posted 1,273 points, 629 rebounds, 205 blocks, and 187 three-pointers in 113 career games. He joins Shane Battier (Duke) and Jake Stephens (VMI, Chattanooga) as the only players in NCAA history to post at least 1,200 points, 600 rebounds, 175 three-point field goals, and 200 blocks in a career.

NCAA • 1,000 PT / 600 REB / 150 3FG / 175 BLK

Player, School (Years)	Pts	Reb	3FG	Blks
Shane Battier, Duke (1998-01)	1,984	887	246	254
Jake Stephens, Chatt. (2019-22)	1,943	964	240	206
Zack Austin, Pitt (2021-present)	1,273	629	187	205

courtesy Sports Reference LLC

ACC • Blocks

Rk	Player, School	BPG
1.	Ben Middlebrooks, NC State	1.63
2.	Viktor Lakhin, Clemson	1.67
3.	Taylor Bol Bowen, Florida State	1.56
4.	Zack Austin, Pitt	1.53
5.	Tre'Von Spillers, Wake Forest	1.47

through Jan. 17

TORRES GEMELAS

- Twin brothers Guillermo Diaz Graham (7-0) and Jorge Diaz Graham (6-11) are combining to average 9.9 points and 6.3 rebounds per game.

GUILLERMO DIAZ GRAHAM

- Guillermo has scored in double figures five times and is averaging 6.1 points and 5.5 rebounds per game.
- Guillero totaled 12 points, five rebounds, three assists, and three blocks in a win over Stanford (1/4). He went 5-of-8 from the field with a pair of three-point field goals against the Cardinal.
- Guillermo went 2-of-4 from three-point range and finished with eight points, five rebounds, two assists, and two steals against Sam Houston (12/21).
- Guillermo posted nine points, seven rebounds, two assists, and two steals in a road win over Virginia Tech (12/7).
- Guillermo finished with eight points and seven rebounds against No. 19 Wisconsin (11/24) in the Greenbrier Tip-Off title game.
- Guillermo had 13 points, six rebounds, two assists, and two steals versus VMI (11/18).
- Guillermo recorded his second career double-double with 10 points and 10 rebounds against West Virginia (11/15). He was 4-of-5 from the field, including 2-of-3 from three-point range.
- Guillermo posted 10 points and nine rebounds in a win over Gardner-Webb (11/11).
- Guillermo had seven points and five rebounds against Murray State (11/8). He scored the first seven points of a game deciding 21-5 run for the Panthers in the second half of action.
- Guillermo recorded 10 points, nine rebounds, and two blocks in a season opening win over Radford (11/4).

JORGE DIAZ GRAHAM

- Jorge is averaging 3.8 points in 6.9 minutes per game. He is 20-of-32 (.625) from the field, including 16-of-26 (.615) from three-point range, in 17 contests.
- Jorge went 5-of-7 from the field, including 4-of-5 from three-point range, en route to a career-high 17 points at Florida State (1/15).
- Jorge knocked down both three-point attempts and finished with six points, three rebounds, and a block against Stanford (1/4).
- Jorge went 1-of-2 from three-point range and 3-of-3 from the foul line to score six points in a win over California (1/1).
- Jorge knocked down both three-point attempts and finished with six points in five minutes of action against Eastern Kentucky (12/11).
- Jorge went 4-of-4 from three-point range for 12 points in just eight minutes of action against VMI (11/18).

BEEBAH BUCKETS

- Brandin "Beebah" Cummings is averaging 7.0 points per game, while going 18-of-45 (.400) from three-point range. He has scored in double figures six times, including a season-best 30 points in a win over Eastern Kentucky (12/11).
- Cummings went 3-of-5 from three-point range and finished with 15 points, four rebounds, and three assists in a win over California (1/1).
- Cummings finished with 10 points and three rebounds against Sam Houston (12/21).
- Cummings was named ACC Rookie of the Week (12/16) following his performance against the Colonels. He has one of seven 30+ point games by a freshman this season.

- Cummings recorded the sixth 30+ point game by a Pitt freshman against Eastern Kentucky (12/11) with his 30-point effort setting a freshman record for points off the bench. He went 10-of-13 from the field, including 6-of-8 from three-point range, and 4-of-6 from the foul line against the Colonels. Cummings six three-pointers is tied for third most in a game by a Pitt freshman.
- Cummings scored a season-high 12 points on 4-of-8 shooting from the field, including 2-of-3 from three-point range, at Mississippi State.
- Cummings had a pair of breakaway dunks and finished with seven points, three rebounds, and a steal versus VMI (11/18).
- Cummings went 4-of-4 from the foul line and finished with six points and two assists in 14 minutes of action against West Virginia (11/15).
- Cummings opened his Pitt career with 11 points, three assists, one steal, and one block in 24 minutes of action against Radford (11/4).
- Cummings, the younger brother of 2023 Pitt standout Nelly Cummings, posted 2,222 points with 271 three-pointers during his high school career at Lincoln Park in Midland, Pa.

NCAA • 2024-25 Points in a Game by a Freshman

Rk	Player (School) vs. Opponent, Date	Pts
1.	Cooper Flagg (Duke) vs. Notre Dame, 1/11/25	42
2.	Ace Bailey (Rutgers) at Indiana, 1/2/25	39
3.	Dylan Harper (Rutgers) vs. Alabama, 11/27/24	37
4.	Dylan Harper (Rutgers) vs. Notre Dame, 11/26/24	36
5.	Will Riley (Illinois) vs. Eastern Illinois, 11/4/24	31
6.	Brandin Cummings (Pitt) vs. Eastern Kentucky, 12/11/24	30
	Jeremiah Fears (Oklahoma) vs. Michigan, 12/18/24	30

through Jan. 16  
courtesy Sports Reference LLC

Pitt • Points in a Game by a Freshman

Rk	Player, Opponent, Date	Pts
1.	Trey McGowens, Louisville, 1/9/19	33
2.	Justin Champagnie, vs. Wake Forest, 3/10/20	31
3.	Brandin Cummings, Eastern Kentucky, 12/11/24	30
	Justin Champagnie, Georgia Tech, 2/8/20	30
	Xavier Johnson, at Clemson, 1/29/19	30
	Trey McGowens, Florida State, 1/14/19	30

Pitt • Points Off the Bench in a Game by a Freshman

Rk	Player, Opponent, Date	Pts
1.	Brandin Cummings, Eastern Kentucky, 12/11/24	30
2.	Brandin Knight, at Georgetown, 2/20/00	24
	Cameron Johnson, vs. Syracuse, 3/9/16	24
	Mel Bennett, vs. Penn State, 12/7/74	24
5.	Rod Brookin, vs. Oklahoma, 3/15/87	23

Pitt • Points Off the Bench in a Game

Rk	Player, Opponent, Date	Pts
1.	Xavier Johnson, Virginia Tech, 2/3/21	32
2.	Brandin Cummings, Eastern Kentucky, 12/11/24	30
	Ishmael Leggett, vs. Wake Forest, 2/17/24	30
4.	Clyde Vaughan, vs. JMU, 12/20/80	29
5.	Ryan Murphy, Nicholls State, 11/9/19	28
	Jason Maile, vs. St. John's, 3/9/95	28

Pitt • Made Field Goals in a Game by a Freshman

Rk	Player, Opponent, Date	FGM
1.	Clyde Vaughan, vs. JMU, 12/20/80	14
2.	Justin Champagnie, vs. WFU, 3/10/20	13
3.	Justin Champagnie, GT, 2/8/20	12
	Trey McGowens, Louisville, 1/9/19	12
	Sam Clancy, at Cincinnati, 1/23/78	12
6.	Femi Odukale, vs. Miami, 3/9/21	11
7.	7x; last Brandin Cummings, Eastern Kentucky, 12/11/24	10

Pitt • Fewest Field Goal Attempts in a 30+ Point Game

Rk	Player, Opponent, Date	FGA	Pts
1.	Brian Shorter, Providence, 2/11/90 (11-11 FG, 12-17 FT)	11	34
2.	Trey McGowens, Florida State, 1/14/19 (5-12 FG, 18-19 FT)	12	30
3.	Brandin Cummings, Eastern Kentucky, 12/11/24 (10-13 FG, 6-8 3FG, 4-6 FT)	13	30
	John Hugley IV, Boston College, 1/8/22 (8-13 FG, 15-20 FT, 1-1 3FG)	13	32
	Jason Matthews, Jacksonville, 12/6/88 (10-13 FG, 4-4 3FG, 10-10 FT)	13	34
	Charles Smith, at Providence, 2/16/88 (12-13 FG, 9-12 FT, 0-1 3FG)	13	33

Pitt • Scoring Efficiency Per Minute in a 30+ Point Game

Rk	Player, Opponent, Date	Mins	Pts	PPM
1.	Charles Smith, Chicago State, 12/7/87	28	34	1.214
2.	Blake Hinson, Louisville, 2/17/24	34	41	1.206
3.	Jamel Artis, at Louisville, 1/11/17	37	43	1.162
4.	Jason Maile, Villanova, 2/12/97	38	40	1.052
5.	Charles Smith, at Providence, 2/16/88	32	33	1.031
6.	Brandin Cummings, EKU, 12/11/24	30	30	1.000
	Curtis Aiken, vs. Arkansas, 11/29/86	37	37	1.000
	Curtis Aiken, at St. Francis [Pa.], 12/3/86	32	32	1.000
	DeJuan Blair, at DePaul, 2/7/09	32	32	1.000
	Lamar Patterson, Cal Poly, 11/21/13	30	30	1.000

Pitt • Three-Point Field Goals in a Game by a Freshman

Rk	Player, Opponent, Date	3FGM
1.	Carlton Carrington, at Boston College, 3/2/24	7
	Parker Stewart, at Syracuse, 1/16/18	7
3.	Brandin Cummings, Eastern Kentucky, 12/11/24	6
	Sean Miller, St. Francis [Pa.], 12/2/87	6

AMSAL ON THE RISE

- Amsal Delalić is averaging 3.8 points, 2.5 rebounds, and 1.0 assists in 15.3 minutes per game. He is shooting 53.3 percent (16-of-30) from the field, including 7-of-16 (.438) from three-point range.
- Delalić matched a season high with six rebounds in a win over California (1/1).
- Delalić had seven points, four rebounds, two assists, and a steal in a win over Sam Houston (12/21).
- Delalić finished with five points, five rebounds, one assist, and one steal against Eastern Kentucky (12/11).
- Delalić played 37 minutes and finished with five points in his first career start at Ohio State (11/29).
- Delalić went 4-of-4 from the field in scoring a season-best nine points against No. 19 Wisconsin (11/24).
- Delalić posted three points, two rebounds and four assists against VMI (11/18).
- Delalić missed the first four games of the season after suffering a hand injury in the first official practice of the season.

THE RETURN OF BIG PAPA

- Papa Amadou Kante returned to the Pitt rotation after missing all of last season with a knee injury. He is averaging 3.2 points and 1.6 rebounds, while going 14-of-23 (.609) from the field, in 7.9 minutes per game.
- Amadou Kante came off the bench to ignite the Panthers' in a 91-90 overtime win at Ohio State. He finished with 12 points, four rebounds, one assist, one steal, and one block in 17:18 of action. Amadou Kante went 3-of-4 from the field and 6-of-9 from the foul line in the win.

COMEBACK VS. CAL

- Pitt overcame a 16-point first half deficit en route to an 86-74 win over ACC newcomer California (1/1) at the Petersen Events Center. The Panthers trailed by 16 points (39-23) with 4:04 remaining before using a 34-9 run over the next 10:52 of action to grab control of the game.
- Pitt shot 76.5 percent (26-of-34) from the foul line, including a 15-of-18 (.833) effort in the second half of play. The Panthers set season highs in both free throw makes and attempts.
- Pitt scored 48 points in the second half shooting a blistering 56.0 percent (14-of-25) from the field. The Panthers shot 50 percent for the game with a string of nine consecutive made field goals between the end of the first half and the start of the second half.

HANGING 100+ ON SAM HOUSTON

- Pitt scored its second most points in a game at the Petersen Events Center in a 110-78 win over Sam Houston (12/21) as Zack Austin and Ishmael Leggett each scored 23 points on 8-of-12 shooting from the field.
- The Panthers were a season-best 16-of-31 (.516) from three-point range as four players made two or more threes in the game. The 16 made threes is tied for third most in program history.
- Pitt scored a season-high 58 points in the second half, while going 20-of-54 (.588) from the field, including 8-of-14 (.571) from three-point range.

Pitt • Most Points Scored at Petersen Events Center

Rk	Opponent, Date	Points
1.	Marshall, 12/28/16	112
2.	Sam Houston, 12/21/24	110
3.	Jacksonville, 11/17/23	107
4.	Houston Baptist, 11/9/07	103
5.	Wake Forest (20T), 2/16/16	101

Pitt • Most Points Scored

Rk	Opponent, Date	Points
1.	Syracuse, 2/13/70	127
2.	Carnegie Mellon, 2/6/71	118
3.	Providence, 2/10/90	117
4.	vs. Arkansas, 1/29/86	114
5.	Marshall, 12/28/16	112
	Youngstown State, 11/27/93	112
	Chicago State, 1/17/87	112
8.	Sam Houston, 12/21/24	110
	Boston College, 1/31/90	110
10.	Syracuse, 2/11/72	109
	Geneva, 2/24/58	109

Pitt • Three-Point Field Goals

Rk	Opponent, Date	3FG
1.	Wake Forest, 1/25/23	18
2.	Louisville, 2/7/23	17
3.	Sam Houston, 12/21/24	16
	at Boston College, 3/2/24	16
	at West Virginia, 12/6/23	16
	Syracuse, 2/25/23	16
	Notre Dame, 1/29/97	16

SECOND HALF RUN SPURS ROUT OF EASTERN KENTUCKY

- Pitt used a 23-0 second half run to cruise to a 40-point win over Eastern Kentucky (12/11). The 23 consecutive points scored is tied for the second best scoring run in program history.
- Pitt shot 61.1 percent (33-of-54) from the field for the game, marking its first time shooting over 60 percent from the field since Nov. 28, 2020 against Drexel.

- The Panthers shot 66.7 percent (20-of-30) from the field and scored a season-best 57 points in the second half of play. Pitt also locked in defensively holding ECU to just 20 points on 21.1 percent (8-of-38) shooting from the field.

Pitt • Largest Pitt Unanswered Scoring Runs

Rk	Opponent (half), Date	Run
1.	Prairie View A&M (first half), 12/23/95	28-0
2.	Eastern Kentucky, 12/11/24	23-0
	Indiana [Pa.] (second half), 11/29/86	23-0
4.	Buffalo (first half), 11/23/07	22-0
	Auburn (first half), 12/4/05	22-0
	at Massachusetts (second half), 2/24/81	22-0
	Duquesne (second half), 2/18/1936	22-0

AUSTIN THREE FINISHES COMEBACK IN OT WIN AT OHIO STATE

- Zack Austin's three-pointer with 0.4 second remaining in overtime gave Pitt a dramatic come-from-behind win at Ohio State. The Panthers trailed by as many as 12 points in second half and also overcame five-point deficits in the final minute of regulation and overtime to secure the win.
- Pitt used a season-best 15-0 run midway through the second half to erase a double-digit deficit. Ishmael Leggett (8) and Papa Amadou Kante (7) combined for all 15 points in the run.
- Jaland Lowe scored with 33 seconds left in regulation to help force overtime and then had eight of Pitt's 14 points in overtime en route to a career-high 28 points. His overtime scoring output is tied for the fourth most in program history.

Pitt • Largest Deficit Overcome to Win Game • Less Than 1:30 Left

Rk	Opponent, Date	Margin
1.	Oakland, 11/17/12 (trailed 58-51 with 1:07 to go, won 72-62 in OT) West Virginia, 2/12/10 (trailed 66-59 with 1:13 to go, won 98-95 in 3OT)	-7
3.	at Boston College, 1/6/15 (trailed 53-47 with 1:28 to go, won 61-60 in OT) Rutgers, 1/17/98 (trailed 83-77 with 35 seconds to go, won 86-85 in OT) at Temple, 1/4/82 (trailed 56-50 with 1:37 to go, won 60-59)	-6
6.	9x; last at Ohio State, 11/29/24 (trailed 87-82 with 1:04 to go, won 91-90)	-5

Pitt • Most Points Scored in Overtime

Rk	Player, Opponent, Date	Points
1.	Lamar Patterson, at Miami, 2/5/14	10
2.	Talib Zanna, Villanova, 3/3/13	9
	Tray Woodall, at Butler, 3/21/12	9
4.	Jaland Lowe, at Ohio State, 11/29/24	8
	Jamel Artis, Virginia, 1/4/17	8
	Cameron Wright, at Clemson, 3/8/14	8

HOT SHOOTING, THREES, & D LEAD TO ROUT OF VMI

- Pitt had six double-figure scorers against VMI and shot 71 percent from the field in the second half en route to the 45-point win.
- The 45-point margin is tied for the 18th largest in program history and is the third highest margin under Jeff Capel.
- The Panthers made a season-high 12 three-point field goals on the night and also had a dominating performance on the interior. Pitt won the rebounding battle 47-31, while also outscoring the Keydets, 40-18, in points in the paint.



- The Panthers made 11 consecutive field goal attempts from 11:58 to 4:28 and shot a blistering 71.0 percent (22-of-31) from the field in the second half of play. Pitt was 10-of-15 (.667) from three-point range as **Jorge Diaz Graham** went 4-of-4 from beyond the arc after halftime.
- The Pitt defense set the tone early forcing VMI to miss its first seven shots of the game as well as its final nine attempts in the first half. The Panthers held VMI to 19.4 percent (6-of-31) in the opening half and 25.0 percent (15-of-60) shooting for the game. The Keydets were held to just 48 points after entering the night averaging 86.4 points per game.
- VMI's .250 field goal percentage is tied for the eighth worst shooting performance by a Pitt opponent in program history.

Pitt • Lowest Opponent Field Goal Percentage

Rk	Opponent (FG-FGA), Date	FG Pct.
1.	Furman (12-61), 12/6/57	.197
2.	Saint Joseph's College (11-53), 11/17/15	.208
3.	vs. Iowa State (14-60), 3/17/23	.233
4.	New Hampshire (12-51),12/4/09	.235
5.	Ohio (17-71), 12/22/09	.239
6.	McNeese State (17-70), 12/16/17	.243
7.	Indiana [Pa.] (16-65), 11/29/86	.246
8.	VMI (15-60), 11/18/24	.250
	Niagara (12-48), 11/14/14	.250
10.	Carnegie Mellon (11-43), 12/16/96	.256

Pitt • Largest Margin of Victory Under Jeff Capel

Rk	Opponent, Date	Score	Margin
1.	Jacksonville, 11/17/23	107-56	+51
2.	NC A&T, 11/6/23	100-52	+48
3.	VMI, 11/18/24	93-48	+45

BIG WIN IN BACKYARD BRAWL

- Pitt charged out to an early lead and never looked back en route to a dominating 86-62 win over West Virginia in the 191st edition of the Backyard Brawl. The Panthers never trailed in the contest, held a double-figure lead for the final 30:35 of game action, and led by as much as 31 points on the night.
- **Damian Dunn** scored a season-high 23 points on 7-of-12 shooting from the field, including a 4-of-7 effort from three-point range, to lead four double-figure scorers for the Panthers. **Ishmael Leggett** added 15 points and **Cameron Corhen** posted 14 points and five rebounds as Pitt earned its second consecutive win over West Virginia.
- **Guillermo Diaz Graham** took an elbow to the mouth on the Mountaineers first possession of the game and had to be taken to the training room for stitches. He returned with a vengeance to finish the night with 10 points and 10 rebounds for his second career double-double. Diaz-Graham went 4-of-5 from the field, including 2-of-3 from three-point range.
- Pitt dominated the backboards with a 45-33 rebounding advantage. **Jaland Lowe** posted a career-high nine rebounds, while eight different players had three or more rebounds in the game.
- Pitt's 24-point victory was its largest against the Mountaineers since an 82-46 win over West Virginia at the Petersen Events Center on Feb. 12, 2003.
- Pitt grabbed control of the game with a 15-2 run from the 10:35 to 7:11 mark the opening half. The Panthers went 6-of-10 from the field with three three-point field goals during the run. Pitt also had an 8-0 and a 9-0 run in the first half of action before closing the first 20 minutes with a 6-0 run to grab a 22-point advantage at the break.

OWNING THE PAINT IN THE OPENER

- Pitt matched its highest points in the paint total (50) under head coach **Jeff Capel** in a season opening 96-56 win over Radford (11/4). The Panthers also tallied 50 points in the paint in wins over Central Arkansas and New Orleans during the 2018-19 season.
- The Panthers shot 55.4 percent (36-of-65) from the field and also had a 42-34 rebounding advantage against the Highlanders.

Pitt • Most Points in the Paint in a Game under Jeff Capel

Rk	Opponent, Date	Points in the Paint
1.	Radford, 11/4/24	50
	New Orleans, 12/20/18	50
	Central Arkansas, 11/15/18	50
4.	Youngstown State, 11/6/18	48

SUCCESS WHEN SCORING 80+

- Pitt is 48-2 under **Jeff Capel** when reaching the 80-point mark in a game, including a 10-0 mark during the 2024-25 season.
- The Panthers have won 25 consecutive games when scoring 80 or more points.

Pitt • 80-Point Games Under Jeff Capel

Opponent, Date	Result
Stanford, 1/4/25	W, 83-68
California, 1/1/25	W, 86-74
Sam Houston, 12/21/24	W, 110-78
Eastern Kentucky, 12/11/24	W, 96-56
at Ohio State, 11/29/24	W, 91-90 [OT]
VMI, 11/18/24	W, 93-48
West Virginia, 11/15/24	W, 86-62
Gardner-Webb, 11/11/24	W, 83-64
Murray State, 11/8/24	W, 83-68
Radford, 11/4/24	W, 96-56
vs. Wake Forest, 3/15/24	W, 81-69
NC State, 3/9/24	W, 81-73
Florida State, 3/5/24	W, 88-73
at Boston College, 3/2/24	W, 90-65
Louisville, 2/17/24	W, 86-59
at No. 7 Duke, 1/20/24	W, 80-76
at Louisville, 1/6/24	W, 83-70
South Carolina State, 12/16/23	W, 86-50
Canisius, 12/9/23	W, 82-71
at West Virginia, 12/6/23	W, 80-63
Jacksonville, 11/17/23	W, 107-56
FGCU, 11/13/23	W, 86-74
Binghamton, 11/10/23	W, 89-60
NC A&T, 11/6/23	W, 100-52
vs. Georgia Tech, 3/8/23	W, 89-81
at Notre Dame, 3/1/23	L, 88-81
Syracuse, 2/25/23	W, 99-82
at Florida State, 2/11/23	W, 83-75
Louisville, 2/7/23	W, 91-57
Wake Forest, 1/25/23	W, 81-79
at Syracuse, 12/20/22	W, 84-82
North Florida, 12/17/22	W, 82-56
Sacred Heart, 12/10/22	W, 91-66
at Northwestern, 11/28/22	W, 87-58
William & Mary, 11/25/22	W, 80-64
FDU, 11/22/22	W, 83-61
UT Martin, 11/7/22	W, 80-58
Virginia Tech, 2/3/21	W, 83-72
Syracuse, 1/13/21	W, 96-76
Northern Illinois, 12/5/20	W, 89-59
Drexel, 11/28/20	W, 83-74
vs. Wake Forest, 3/10/20	W, 81-72
Canisius, 12/30/19	W, 87-79
vs. Boston College, 3/12/19	W, 80-70
at NC State, 1/12/19	L, 86-80
Louisville, 1/9/19	W, 89-86 OT

New Orleans, 12/20/18	W, 99-57
Central Arkansas, 11/15/18	W, 97-71
Troy, 11/12/18	W, 84-75
VMI, 11/9/18	W, 94-55

HOME COURT ADVANTAGE

- Pitt has compiled a 313-92 (.773) record, including a 182-18 (.910) ledger in non-conference play, at the Petersen Events Center.
- Pitt is 28-29 (.491) versus teams ranked in the top 25 of the AP Poll at the Petersen Events Center, with a 14-10 (.583) mark against top-10 teams and a 9-4 (.692) ledger versus teams ranked in the top-5.

NCAA • Homecourt Wins since 2002-03 Season

Rk	Team	Wins
1.	Kansas	350
2.	Duke	336
3.	Kentucky	332
4.	Memphis	331
5.	Syracuse	323
6.	Creighton	319
7.	Wisconsin	315
8.	Pitt	313
9.	Michigan State	312
10.	Gonzaga	309

through Jan. 15

Pitt • Longest Home Win Streaks

Rk	Dates	Wins
1.	Jan. 22, 2002 - Feb. 15, 2004	40
2.	Feb. 27, 2008 - Jan. 16, 2010	31
3.	Dec. 10, 1973 - Dec. 13, 1975	27
4.	Jan. 28, 2010 - Dec. 20, 2011	20
5.	Feb. 12, 1927 - Jan. 11, 1928	18
6.	Nov. 19, 2005 - Feb. 25, 2006	16
7.	Feb. 24, 2024 - Jan. 4, 2025	15
	Feb. 29, 2012 - Dec. 23, 2012	15

REACHING NEW HEIGHTS

- **Guillermo Diaz Graham** is the fourth seven-footer in program history, joining **Steven Adams**, **Aaron Gray**, and **Mark Blount**. **Jorge Diaz Graham** is tied for the fifth tallest players in program history at 6-11.
- Pitt has five players 6-10 or taller on the roster, the most in program history.

Pitt • Most Players 6-10 or Taller

Season	Player	HT
2024-25	Guillermo Diaz Graham	7-0
	Jorge Diaz Graham	6-11
	Papa Amadou Kante, Cameron Corhen, Amdy Ndiaye	6-10
2023-24	Guillermo Diaz Graham	7-0
	Jorge Diaz Graham, Federiko Federkio	6-11
	Papa Amadou Kante	6-10
2003-04	Aaron Gray	7-0
	Chris Taft, Toree Morris, Mark McCarroll	6-10

Pitt • 6-11 or Taller Players

Player, Years	Height	PPG	RPG
Guillermo Diaz Graham, 2022-p.	7-0	5.3	4.0
Steven Adams, 2012-13	7-0	7.2	6.3
Aaron Gray, 2003-07	7-0	9.8	7.0
Mark Blount, 1995-97	7-0	6.4	5.0
Jorge Diaz Graham, 2022-p.	6-11	3.3	1.9
Federiko Federiko, 2022-24	6-11	5.7	5.2
Eric Mobley, 1991-94	6-11	10.2	6.8
Ed Scheuermann, 1976-81	6-11	5.4	4.1
Scott Stephens, 1973-75	6-11	0.5	0.7
Gerald Jordan, 1995-97	6-11	8.3	6.2
Malcolm Gilbert, 2011-12	6-11	0.5	0.8
Gary McGhee, 2007-11	6-11	4.5	4.7
Rozelle Nix, 2015-16	6-11	1.4	2.6



INTERNATIONAL INFLUENCE

• Pitt’s 2024-25 roster features five international prospects, tied for the most in program history, in **Papa Amadou Kante** (Senegal), **Amsal Delalić** (Bosnia & Herzegovina), **Guillermo Diaz Graham** (Spain), **Jorge Diaz Graham** (Spain), and **Amdy Ndiaye** (Senegal).

Pitt • All-Time International Players		
Player, Year		Country
Amsal Delalić, 2024-p.		Bosnia & Herzegovina
Amdy Ndiaye, 2024-p.		Senegal
Papa Amadou Kante, 2023-p.		Senegal
Guillermo Diaz Graham, 2022-p.		Spain
Jorge Diaz Graham, 2022-p.		Spain
Federiko Federiko, 2022-24		Finland
Max Amadasun, 2020-22		Ireland
Abdoul Karim Coulibaly, 2019-21		Mali
Sidy N’Dir, 2018-19		France
Marcus Carr 2017-18		Canada
Kene Chukwuka 2017-20		Sweden
Samson George 2017-20		Nigeria
Peace Ilegomah 2017-19		Nigeria
Shamiel Stevenson 2017-19		Canada
Rafael Maia 2015-16		Brazil
Joseph Uchebo 2013-15		Nigeria
Steven Adams 2012-13		New Zealand
Khem Birch 2011-12		Canada
Talib Zanna 2009-14		Nigeria
Dwight Miller 2008-10		Bahamas
Doyle Hudson 2005-07		Bahamas
Levon Kendall 2002-07		Canada
Zelimir Stevanovic 2000-01		Yugoslavia
Donatas Zavackas 1999-03		Lithuania
Sotinis Aggelou 1993-95		Greece
Dominick Dumancic 1990-92		Yugoslavia

Pitt • Most International Players on a Roster		
Rk	Year	Total
1.	2024-25	5
	2017-18	5
	* 2018-19	5
3.	2023-24	4
4.	2022-23	3
	2019-20	3
6.	8x; last 2013-14	2
* two international prospects transferred mid-year		

EXPERIENCED STAFF

• Pitt is one of two programs (joined by DePaul) in the NCAA with four current or former Division I head coaches on the staff.

• The Panthers are one of five programs with at least four former college (Division I) or professional (NBA or G-League) head coaches on staff.

NCAA • Division I Head Coaches on Staff		
School		Coach
Pitt		4
	Jeff Capel (VCU, Oklahoma, Pitt), Tim O’Toole (Fairfield), Milan Brown (Mount St. Mary’s, Holy Cross), Jason Capel (App. State)	
DePaul		4
	Chris Holtman (Gardner-Webb, Butler, Ohio State, DePaul), Jack Owens (Miami [OH], Bryan Multins [S. Illinois], LaVall Jordan (Milwaukee, Butler)	

FATHER-SON COACH COMBOS

• **Jeff Capel** is one of 14 sons of former Division I head coaches serving in the same capacity in the NCAA this season.

Father-Son Division I Head Coach Combos	
Father	Son (School)
Tony Barone, Sr.	Brian Barone (SIUE)
Jeff Capel II	Jeff Capel III (Pitt)
Homer Drew	Scott Drew (Baylor)
	Bryce Drew (Grand Canyon)
Jim Dutcher	Brian Dutcher (San Diego State)
Rob Gerlufsen	Chris Gerlufsen (San Francisco)
John Griffin II	John Griffin III (Bucknell)
Lon Kruger	Kevin Kruger (UNLV)
Phil Martelli	Phil Martelli, Jr. (Bryant)
Don Monson	Dan Monson (Eastern Washington)
Bill Musselman	Eric Musselman (Arkansas)
Dave Odom	Ryan Odom (VCU)
Rick Pitino	Richard Pitino (New Mexico)
Ralph Willard	Kevin Willard (Maryland)

BROTHER COMBOS

• Twin brothers **Guillermo Diaz Graham** and **Jorge Diaz Graham** are just the second set of brothers to play on the same Pitt team. Billy Knight and Terry Knight played together on the 1973-74 squad.

• **Brandin Cummings** joined the team for the 2024-25 following in the footsteps of older brother Nelly Cummings, who played his final season at Pitt (2022-23). The Cummings are the 10th pair of brothers to play at Pitt.

NCAA • 2024-25 Brother Combos	
Brothers	School
Guillermo and Jorge Diaz Graham ^	Pitt
Cam’Ron and Car’Ron Brown ^	Coppin State
Chang and Jack Hoth ^	Oakland
Chase and Dillon Hunter	Clemson
Nevin and Naim Ibroci ^	Oral Roberts
Milos and Veljko Ilic^	Loyola-Maryland
Gabe and Mason Madsen ^	Utah
Cooper and Carson Schwieger ^	Valparaiso
TK and TJ Simpkins ^	Elon
Brennan and Colin Walton ^	Michigan State
Kareem and Kaseem Watson^	Delaware State
^ denotes twins	

Pitt Brother Combos	
Brother (Years)	Brother (Years)
Brandin Cummings (2024-p.)	Nelly Cummings (2022-23)
Guillermo Diaz Graham (2022-p.)	Jorge Diaz Graham (2022-p.)
Orlando Antigua (1991-95)	Oliver Antigua (1995-98)
Billy Knight (1971-74)	Terry Knight (1974-79)
Robert Caldwell (1964-67)	Michael Caldwell (1968-71)
Brian Generalovich (1961-64)	Nick Generalovich (1964-66)
Steve Zernich (1941-43)	Wally Zernich (1943-47)
Thomas Lawry (1930-32)	Edward Lawry (1939)
Stephen Wroblecki (1926-28)	Alphonse Wroblecki (1928-30)

THE OAKLAND ZOO

• Pitt has one of the top student sections in the country in the Oakland Zoo. The student section has been expanded this season to accomodate 2,000 Oakland Zoo members.

• The Oakland Zoo has the best seats in the house at the Petersen Events Center filling the lower bowl outside of 75 opponent tickets behind the visiting team bench as required by league rules.

• Student ticket claims are made 5-7 days in advance of games. Pitt sold over 4,900 Gold Passes (Men’s Basketball and Football season tickets) this season.

• The Oakland Zoo showed up and showed out for the Nov. 15 Backyard Brawl matchup with West Virginia setting a student attendance record of 3,200.

CAPEL’S CORNER

• Through the generous support of the Vartabedian Family, Capel’s Corner has been established in section 113 of the Petersen Events Center. Capel’s Corner is an outreach effort to provide underserved youth and their families the opportunity to attend Pitt Basketball games. Tickets are being distributed through Pitt Athletics’ relationship with the Ammon Community Recreation Center in the Hill District. Former Pitt standout Darelle Porter serves as one of the community leaders and as an executive director at the Ammons Center. Contact the Panthers Ticket Office via email (tickets@athletics.pitt.edu) if you are interested in supporting the Capel’s Corner initiative.

ACC PRESEASON PROJECTIONS

• The Panthers were picked seventh overall in the ACC Preseason Poll, as voted upon by a panel of conference media members.

• Pitt has out-performed its preseason projection in each of the past four seasons. The seventh place rank heading into the 2024-25 campaign is the Panthers’ highest preseason rank since the 2014-15 season.

ACC Preseason Poll		
Rk	Team	Points
1.	Duke	956
2.	North Carolina	924
3.	Wake Forest	800
4.	Clemson	765
5.	Virginia	743
6.	Miami	659
7.	Pitt	636
8.	NC State	550
9.	Louisville	518
10.	Notre Dame	462
11.	Syracuse	454
12.	Georgia Tech	433
13.	SMU	344
14.	Virginia Tech	252
15.	Florida State	251
16.	California	206
17.	Stanford	165
18.	Boston College	116

ACC Preseason Poll Projections & Finishes		
Year	Projected	Actual
2013-14	6th	5th
2014-15	6th	T-9th
2015-16	10th	T-9th
2016-17	12th	T-14th
2017-18	15th	15th
2018-19	15th	T-14th
2019-20	10th	T-13th
2020-21	13th	12th
2021-22	14th	T-11th
2022-23	14th	T-3rd
2023-24	9th	4th
2024-25	7th	-

## **PITT & HOOPS4ALS**

- The Pitt Men's Basketball program has partnered with Hoops4ALS to help raise awareness and funding for the terrible disease. The Panthers will host Boston College March 8 in a Hoops4ALS game, while its road contests at Ohio State (Nov. 29) and Duke (Jan. 7) were also a part of the campaign.
- Hoops4ALS is a group dedicated to uniting basketball coaches, players, and fans to raise awareness for Amyotrophic Lateral Sclerosis (ALS) — also known as Lou Gehrig's Disease — and promote research and advocacy to help those dealing with this fatal disease and to support those working to find a cure.
- The Hoops4ALS committee, made up of Pitt head coach Jeff Capel III, Tom Haberstroh, P.J. Murphy, Chuck Haberstroh, Kate Fagan, Adam Wilson, Gary Godfrey and Marc J. Spears, have partnered with the ALS Therapy Development Institute (ALS TDI) to support their work to discover and develop effective ALS treatments. As the world's foremost discovery lab focused solely on ALS, ALS TDI collaborates with top researchers from around the world, including those at Duke's ALS Clinic and the University of Pittsburgh's ALS-MDA Center.
- For each of the Hoops4ALS basketball games, Pitt will wear Hoops4ALS warmup shirts pregame and both coaching staffs, managers and other basketball personnel wore 'Hoops4ALS' pins. Host venues will also feature in-house announcements and scoreboard displays with an ALS TDI fundraising appeal, while ALS patients, caregivers and researchers will be recognized on court during a timeout.
- In addition to the fundraising initiative, participating men's basketball programs will honor and pay tribute to those fighting ALS and those we have lost to the disease in the basketball community. In 2017, Jeff Capel Jr., a legendary coach in the basketball community, passed away due to complications related to ALS at the age of 64 while Capel III was an assistant coach at Duke.

# 2024-25 PITT MEN’S BASKETBALL ROSTER

## Numerical

NO	NAME	POS	HT	WT	CL-EXP	HOMETOWN (HIGH SCHOOL / PREVIOUS TEAM)
0	Amdy Ndiaye	F	6-10	210	FR-HS	Dakar, Senegal (Putnam Science Academy [Conn.])
1	Damian Dunn	G	6-5	205	GR-TR	Kinston, N.C. (Meadowcreek [Ga.] / Temple / Houston)
2	Cameron Corhen	F	6-10	235	JR-TR	Allen, Texas (Sunrise Christian Academy / Florida State)
3	Brandin Cummings	G	6-3	175	FR-HS	Midland, Pa. (Lincoln Park)
4	Papa Amadou Kante	F	6-10	235	R-FR-1L	Dakar, Senegal (South Kent Prep)
5	Ishmael Leggett	G	6-3	185	SR-1L	Prince George's County, Md. (St. John's College / Rhode Island)
11	Marlon Barnes, Jr.	F	6-6	190	R-FR-1L	Cleveland, Ohio (Brush)
13	Benjamin Mayhew	F	6-4	180	SO-HS	Wilkinsburg, Pa. (Propel Braddock Hills)
15	Jaland Lowe	G	6-3	175	SO-1L	Missouri City, Texas (Fort Bend Marshall)
21	Vason Stevenson	F	6-3	190	JR-2L	McKees Rocks, Pa. (Montour)
24	Liam Mignogna	C	6-9	250	FR-HS	Gibsonia, Pa. (Hampton)
25	Guillermo Diaz Graham	F	7-0	225	JR-2L	Canary Islands, Spain (IMG Academy Academics [Fla.])
31	Jorge Diaz Graham	F	6-11	215	JR-2L	Canary Islands, Spain (IMG Academy Academics [Fla.])
44	Jajuan Nelson	F	6-7	215	SO-HS	Philadelphia, Pa. (String Theory Charter)
52	Amsal Delalić	G	6-8	210	FR-INT	Tuzla, Bosnia & Herzegovina (Borac Nektar)
55	Zack Austin	F	6-7	210	R-SR-1L	Winston-Salem, N.C. (Moravian Prep / High Point)

## Alphabetical

NO	NAME	POS	HT	WT	CL-EXP	HOMETOWN (HIGH SCHOOL / PREVIOUS TEAM)
4	Papa Amadou Kante	F	6-10	235	R-FR-1L	Dakar, Senegal (South Kent Prep)
55	Zack Austin	F	6-7	210	R-SR-1L	Winston-Salem, N.C. (Moravian Prep / High Point)
11	Marlon Barnes, Jr.	F	6-6	190	R-FR-1L	Cleveland, Ohio (Brush)
2	Cameron Corhen	F	6-10	235	JR-TR	Allen, Texas (Sunrise Christian Academy / Florida State)
3	Brandin Cummings	G	6-3	175	FR-HS	Midland, Pa. (Lincoln Park)
52	Amsal Delalić	G	6-8	210	FR-INT	Tuzla, Bosnia & Herzegovina (Borac Nektar)
25	Guillermo Diaz Graham	F	7-0	205	JR-2L	Canary Islands, Spain (IMG Academy Academics [Fla.])
31	Jorge Diaz Graham	F	6-11	190	JR-2L	Canary Islands, Spain (IMG Academy Academics [Fla.])
1	Damian Dunn	G	6-5	205	GR-TR	Kinston, N.C. (Meadowcreek [Ga.] / Temple / Houston)
5	Ishmael Leggett	G	6-3	195	SR-1L	Prince George's County, Md. (St. John's College / Rhode Island)
15	Jaland Lowe	G	6-2	170	SO-1L	Missouri City, Texas (Fort Bend Marshall)
13	Benjamin Mayhew	F	6-4	180	SO-HS	Wilkinsburg, Pa. (Propel Braddock Hills)
24	Liam Mignogna	C	6-9	250	FR-HS	Gibsonia, Pa. (Hampton)
0	Amdy Ndiaye	F	6-10	210	FR-HS	Dakar, Senegal (Putnam Science Academy [Conn.])
44	Jajuan Nelson	F	6-7	215	SO-HS	Philadelphia, Pa. (String Theory Charter)
21	Vason Stevenson	F	6-3	190	JR-2L	McKees Rocks, Pa. (Montour)

## Pitt Staff

Head Coach: Jeff Capel (Duke, '97)
Associate Head Coach: Tim O'Toole (Fairfield, '87)
Associate Head Coach: Milan Brown (Howard, '93)
Assistant Coach: Jason Capel (North Carolina, '02)
Chief of Staff / Assistant Coach: Kyle Cieplicki (Vermont, '08)
Director of Player and Alumni Development / Assistant Coach: Gilbert Brown (Pitt, '11)
Assistant AD of Scouting: Billy Hubly (Univ. of St. Francis [ILL.], '12)
Director of Basketball Operations: Brian Regan (St. Vincent College, '88)
Assistant Director Recruiting / Video: Robert Blose (Pitt, '21)
Strength & Conditioning Coach: Vincent Williams (Towson, '11)
Athletic Trainer: Daniel Anthony (Missouri State, '11)
Graduate Managers: KJ Marshall (Pitt, '24), Matt Watson (Pitt, '24)

## Pronunciation

Papa AMADOU KANTE	Ahm-a-do Conte
Cameron CORHEN	Core-hen
AMSAL DELALIĆ	Ahm-saul Dell-la-tich
GUILLERMO Diaz Graham	Ghee-air-mo
JORGE Diaz Graham	Hor-Hay
JALAND Lowe	Jay-lend
Liam MIGNOGNA	Mig-nog-na
JAJUAN Nelson	Ja-wawn
AMDY NDIAYE	Ahm-dee In-jeye
VASON Stevenson	Vayson



# TV / RADIO HEAD SHOT ROSTER



**Amdy Ndiaye**  
F • FR-HS • 6-10 • 210  
Dakar, Senegal



**Damian Dunn**  
G • GR-TR • 6-5 • 205  
Kinston, N.C.



**Cameron Corhen**  
F • JR-TR • 6-10 • 235  
Allen, Texas




**Brandin Cummings**  
G • FR-HS • 6-3 • 175  
Midland, Pa.




**Papa Amadou Kante**  
F • R-FR-1L • 6-10 • 235  
Dakar, Senegal



**Ishmael Leggett**  
G • SR-1L • 6-3 • 185  
Prince George's County, Md.



**Marlon Barnes, Jr.**  
F • R-FR-1L • 6-6 • 190  
Cleveland, Ohio



**Benjamin Mayhew**  
F • SO-HS • 6-4 • 180  
Wilkinsburg, Pa.



**Jaland Lowe**  
G • SO-1L • 6-3 • 175  
Missouri City, Texas



**Vason Stevenson**  
F • JR-2L • 6-3 • 190  
McKees Rocks, Pa.



**Liam Mignogna**  
C • FR-HS • 6-9 • 250  
Gibsonia, Pa.



**Guillermo Diaz Graham**  
F • JR-2L • 7-0 • 225  
Canary Islands, Spain



**Jorge Diaz Graham**  
F • JR-2L • 6-11 • 215  
Canary Islands, Spain



**Jajuan Nelson**  
F • SO-HS • 6-7 • 215  
Philadelphia, Pa.



**Amsal Delalić**  
G • FR-INT • 6-8 • 210  
Tuzla, Bosnia & Herzegovina



**Zack Austin**  
F • R-SR-1L • 6-7 • 210  
Winston-Salem, N.C.



**Jeff Capel**  
Head Coach



**Tim O'Toole**  
Associate Head Coach



**Milan Brown**  
Associate Head Coach



**Jason Capel**  
Assistant Coach



**Kyle Cieplicki**  
Assistant Coach



**Gilbert Brown**  
Assistant Coach



**Billy Hubly**  
Asst. AD of Scouting



**Brian Regan**  
Director of Operations



**Robert Bloose**  
Ast. Dir. Recruiting/Video



**KJ Marshall**  
Graduate Manager



**Matt Watson**  
Graduate Manager



# DAMIAN DUNN | #1

GR-TR • G • 6-5 • 205  
Kinston, N.C. • Meadowcreek [Ga.] / Temple / Houston



Opponent	Date	GS	MIN	Total		3-Pointers		Free throws		Rebounds				PF	A	TO	BLK	STL	PTS	AVG
				FG-FGA	PCT	3FG-3FGA	PCT	FT-FTA	PCT	OFF	DEF	TOT	AVG							
Radford	11/04/2024	*	20:54	3-6	.500	1-2	.500	4-4	1.000	0	0	0	0.0	2	2	0	0	1	11	11.0
Murray St.	11/08/2024	*	35:37	6-11	.545	3-5	.600	4-6	.667	1	1	2	1.0	3	1	0	0	1	19	15.0
Gardner-Webb	11/11/2024	*	28:51	5-9	.556	0-2	.000	2-3	.667	3	1	4	2.0	1	5	2	0	0	12	14.0
West Virginia	11/15/2024	*	30:10	7-12	.583	4-7	.571	5-7	.714	0	3	3	2.3	1	2	0	0	0	23	16.3
VMI	11/18/2024	*	25:05	3-9	.333	2-3	.667	3-4	.750	1	2	3	2.4	3	3	0	0	3	11	15.2
vs LSU	11/22/2024	*	11:53	1-3	.333	0-0	.000	0-0	.000	0	3	3	2.5	5	0	2	0	0	2	13.0
vs Wisconsin	11/24/2024	*	02:12	0-1	.000	0-0	.000	0-0	.000	0	0	0	2.1	0	0	0	0	0	0	11.1
at Duke	01/07/2025		21:00	3-8	.375	1-4	.250	0-0	.000	0	2	2	2.1	4	0	1	0	0	7	10.6
Louisville	01/11/2025		30:05	5-8	.625	3-4	.750	2-4	.500	1	7	8	2.8	2	3	2	0	1	15	11.1
at Florida St.	01/15/2025	*	31:08	0-8	.000	0-2	.000	2-2	1.000	0	1	1	2.6	2	1	2	0	2	2	10.2
Totals		8	236:55	33-75	.440	14-29	.483	22-30	.733	6	20	26	2.6	23	17	9	0	8	102	10.2

				Field Goals		3-Point		F-Throws		Rebounds										Scoring	
SEASON	TEAM	GP-GS	MIN/AVG	FG-FGA	FG%	3FG-3FGA	3FG%	FT-FTA	FT%	OFF	DEF	TOT	AVG	PF-FO	A	TO	BLK	STL	PTS	AVG	
2019-20	Temple	1-0	18/18.4	0-4	.000	0-1	.000	1-2	.500	3	1	4	4.0	0-0	0	2	0	0	1	1.0	
2020-21	Temple	13-12	363/27.9	46-138	.333	5-27	.185	79-103	.767	15	40	55	4.2	36-3	29	36	1	5	176	13.5	
2021-22	Temple	27-26	823/30.5	125-317	.394	31-103	.301	121-145	.834	24	90	114	4.2	61-2	54	76	6	25	402	14.9	
2022-23	Temple	31-20	1011/32.6	138-336	.411	48-138	.348	149-183	.814	19	96	115	3.7	65-2	93	88	6	21	473	15.3	
2023-24	UH	37-4	652/17.6	75-209	.359	26-82	.317	60-85	.706	27	58	85	2.3	57-0	15	36	5	29	236	6.4	
2024-25	UP	10-8	237/23.7	33-75	.440	14-29	.483	22-30	.733	6	20	26	2.6	23-1	17	9	0	8	102	10.2	
TOTAL FOR UP		10-8	237/23.7	33-75	.440	14-29	.483	22-30	.733	6	20	26	2.6	23-1	17	9	0	8	102	10.2	
TOTAL		119-70	3104/26.1	417-1079	.386	124-380	.326	432-548	.788	94	305	399	3.4	242-8	208	247	18	88	1390	11.7	

## CAREER HIGHS

Points	38, vs. Vanderbilt, 11/15/22	2024-25	Career
FG	13, vs. Vanderbilt, 11/15/22	30+ Point Games	-
FGA	21, at Cincinnati, 2/22/23	20+ Point Games	1
3FG	7, vs. Vanderbilt, 11/15/22	Double-Figure Points	5
3FGA	11, at Cincinnati, 2/22/23	3 or more 3PT Field Goals	2
FT	18, vs. Wagner, 11/7/22	5 or more Rebounds	1
FTA	18, 2x; last at Cincinnati, 2/22/23	2 or more Steals	1
Rebounds	9, vs. South Florida, 3/6/22	20+ Minutes	7
Off. Rebounds	4, at Wichita State, 2/7/21	30+ Minutes	4
Def. Rebounds	7, 2x; last vs. Louisville, 1/11/25	40+ Minutes	-
Assists	8, at Memphis, 2/12/23		
Steals	3, 2x; last vs. VMI, 11/18/24		
Blocks	2, vs. Villanova, 11/11/22		
Minutes	43, vs. Wagner, 11/7/22		





# CAMERON CORHEN | #2

JR-TR • F • 6-10 • 235  
Allen, Texas • Sunrise Christian Academy / Florida State



Opponent	Date	GS	MIN	Total		3-Pointers		Free throws		Rebounds				PF	A	TO	BLK	STL	PTS	AVG
				FG-FGA	PCT	3FG-3FGA	PCT	FT-FTA	PCT	OFF	DEF	TOT	AVG							
Radford	11/04/2024	*	24:45	6-10	.600	0-1	.000	0-0	.000	1	4	5	5.0	4	1	2	1	1	12	12.0
Murray St.	11/08/2024	*	32:51	6-8	.750	0-0	.000	1-4	.250	5	5	10	7.5	5	2	3	0	2	13	12.5
Gardner-Webb	11/11/2024	*	22:20	5-8	.625	0-0	.000	2-2	1.000	0	6	6	7.0	4	1	1	1	2	12	12.3
West Virginia	11/15/2024	*	29:12	5-8	.625	1-2	.500	3-5	.600	2	3	5	6.5	0	0	1	0	0	14	12.8
VMI	11/18/2024	*	27:51	5-5	1.000	0-0	.000	2-2	1.000	4	2	6	6.4	2	0	1	1	1	12	12.6
vs LSU	11/22/2024	*	35:33	7-11	.636	0-1	.000	0-0	.000	2	3	5	6.2	4	3	1	1	0	14	12.8
vs Wisconsin	11/24/2024	*	32:22	7-8	.875	0-0	.000	2-2	1.000	0	2	2	5.6	3	1	2	0	0	16	13.3
at Ohio St.	11/29/2024	*	21:16	1-3	.333	0-0	.000	2-2	1.000	3	2	5	5.5	4	0	0	0	0	4	12.1
at Mississippi St.	12/04/2024	*	19:54	1-3	.333	0-0	.000	0-2	.000	1	1	2	5.1	3	1	4	1	1	2	11.0
at Virginia Tech	12/07/2024	*	35:26	3-4	.750	0-0	.000	0-0	.000	3	3	6	5.2	2	2	2	3	1	6	10.5
Eastern Ky.	12/11/2024	*	29:07	2-3	.667	0-0	.000	1-2	.500	1	4	5	5.2	2	2	0	1	1	5	10.0
Sam Houston	12/21/2024	*	31:18	5-7	.714	0-0	.000	5-7	.714	3	3	6	5.3	2	2	0	0	1	15	10.4
California	01/01/2025	*	28:37	7-8	.875	0-0	.000	5-7	.714	4	7	11	5.7	5	0	0	1	1	19	11.1
Stanford	01/04/2025	*	30:48	4-8	.500	0-0	.000	0-0	.000	3	3	6	5.7	3	1	2	0	0	8	10.9
at Duke	01/07/2025	*	37:27	5-11	.455	0-0	.000	1-3	.333	4	3	7	5.8	1	2	0	3	2	11	10.9
Louisville	01/11/2025	*	35:34	5-12	.417	0-0	.000	1-1	1.000	2	3	5	5.8	1	0	0	1	0	11	10.9
at Florida St.	01/15/2025	*	26:21	0-4	.000	0-0	.000	2-2	1.000	1	8	9	5.9	4	0	2	0	0	2	10.4
Totals			17 500:42	74-121	.612	1-4	.250	27-41	.659	39	62	101	5.9	49	18	21	14	13	176	10.4

				Field Goals		3-Point		F-Throws		Rebounds									Scoring	
SEASON	TEAM	GP-GS	MIN/AVG	FG-FGA	FG%	3FG-3FGA	3FG%	FT-FTA	FT%	OFF	DEF	TOT	AVG	PF-FO	A	TO	BLK	STL	PTS	AVG
2022-23	FSU	32-21	763/23.9	100-183	.546	8-30	.267	57-72	.792	51	62	113	3.5	88-4	17	38	10	14	265	8.3
2023-24	FSU	28-12	597/21.3	110-175	.629	0-2	.000	43-64	.672	50	60	110	3.9	59-0	16	25	10	23	263	9.4
2024-25	UP	17-17	501/29.5	74-121	.612	1-4	.250	27-41	.659	39	62	101	5.9	49-2	18	21	14	13	176	10.4
TOTAL FOR UP		17-17	501/29.5	74-121	.612	1-4	.250	27-41	.659	39	62	101	5.9	49-2	18	21	14	13	176	10.4
TOTAL		77-50	1861/24.2	284-479	.593	9-36	.250	127-177	.718	140	184	324	4.2	196-6	51	84	34	50	704	9.1

## CAREER HIGHS

Points	25, at Pitt, 3/5/24	2024-25	Career
FG	8, 2x; last at Pitt, 3/5/24	-	1
FGA	17, at Florida, 11/17/23	11	35
3FG	2, 2x; last at Clemson, 2/15/23	2	4
3FGA	4, at UCF, 11/11/22	2	4
FT	9, at Pitt, 3/5/24	4	13
FTA	10, at Pitt, 3/5/24	8	22
Rebounds	12, Georgia Tech, 3/7/23	2	4
Off. Rebounds	9, at Florida, 11/17/23	3	10
Def. Rebounds	8, 2x; last at Florida State, 1/15/25	16	56
Assists	3, 3x; last vs. LSU, 11/22/24	8	19
Steals	3, 2x; last vs. Boston College, 2/18/23		
Blocks	3, 2x; last at Duke, 1/7/25		
Minutes	37, at Duke, 1/7/25		
20+ Point Games			
Double-Figure Points			
Double-Figure Rebounds			
Double-Doubles			
7 or more Rebounds			
3 or more Offensive Rebound			
2 or more Blocks			
2 or more Steals			
20+ Minutes			
30+ Minutes			





# BRANDIN CUMMINGS | #3

FR-HS • G • 6-3 • 175  
Midland, Pa. • Lincoln Park



Opponent	Date	GS	MIN	Total		3-Pointers		Free throws		Rebounds				PF	A	TO	BLK	STL	PTS	AVG
				FG-FGA	PCT	3FG-3FGA	PCT	FT-FTA	PCT	OFF	DEF	TOT	AVG							
Radford	11/04/2024		23:54	4-7	.571	1-3	.333	2-4	.500	0	0	0	0.0	1	3	1	1	1	11	11.0
Murray St.	11/08/2024		12:11	1-2	.500	1-2	.500	0-0	.000	0	0	0	0.0	0	2	0	0	0	3	7.0
Gardner-Webb	11/11/2024		08:50	1-3	.333	1-3	.333	0-0	.000	0	1	1	0.3	1	0	0	0	0	3	5.7
West Virginia	11/15/2024		13:38	1-4	.250	0-2	.000	4-4	1.000	0	3	3	1.0	4	2	1	0	0	6	5.8
VMI	11/18/2024		18:25	3-7	.429	1-5	.200	0-0	.000	0	3	3	1.4	1	1	0	0	1	7	6.0
vs LSU	11/22/2024		20:58	1-5	.200	1-5	.200	0-0	.000	1	1	2	1.5	0	0	1	0	1	3	5.5
vs Wisconsin	11/24/2024		12:35	1-1	1.000	0-0	.000	0-0	.000	0	3	3	1.7	0	0	0	0	0	2	5.0
at Ohio St.	11/29/2024		09:39	1-1	1.000	1-1	1.000	0-0	.000	1	0	1	1.6	0	0	0	0	0	3	4.8
at Mississippi St.	12/04/2024		16:54	4-8	.500	2-3	.667	2-2	1.000	2	0	2	1.7	1	0	0	0	2	12	5.6
at Virginia Tech	12/07/2024		09:31	1-4	.250	0-2	.000	0-0	.000	1	1	2	1.7	1	0	0	0	0	2	5.2
Eastern Ky.	12/11/2024		30:14	10-13	.769	6-8	.750	4-6	.667	0	1	1	1.6	0	0	0	0	1	30	7.5
Sam Houston	12/21/2024		18:13	2-5	.400	1-2	.500	5-6	.833	0	3	3	1.8	1	1	1	0	0	10	7.7
California	01/01/2025	*	37:48	5-9	.556	3-5	.600	2-3	.667	0	4	4	1.9	3	3	1	0	0	15	8.2
Stanford	01/04/2025		13:42	2-3	.667	0-0	.000	0-0	.000	0	1	1	1.9	2	0	0	0	0	4	7.9
at Duke	01/07/2025		15:05	2-5	.400	0-2	.000	2-2	1.000	0	0	0	1.7	0	0	0	0	1	6	7.8
Louisville	01/11/2025		07:02	0-1	.000	0-1	.000	0-0	.000	0	1	1	1.7	1	0	1	0	0	0	7.3
at Florida St.	01/15/2025		08:47	1-5	.200	0-1	.000	0-0	.000	0	2	2	1.7	1	0	0	0	0	2	7.0
Totals		1	277:26	40-83	.482	18-45	.400	21-27	.778	5	24	29	1.7	17	12	6	1	7	119	7.0

				Field Goals		3-Point		F-Throws		Rebounds				Scoring						
SEASON	TEAM	GP-GS	MIN/AVG	FG-FGA	FG%	3FG-3FGA	3FG%	FT-FTA	FT%	OFF	DEF	TOT	AVG	PF-FO	A	TO	BLK	STL	PTS	AVG
2024-25	UP	17-1	277/16.3	40-83	.482	18-45	.400	21-27	.778	5	24	29	1.7	17-0	12	6	1	7	119	7.0
TOTAL		17-1	277/16.3	40-83	.482	18-45	.400	21-27	.778	5	24	29	1.7	17-0	12	6	1	7	119	7.0

## CAREER HIGHS

Points	30, Eastern Kentucky, 12/11/24	2024-25	Career
FG	10, Eastern Kentucky, 12/11/24	30+ Points	1
FGA	13, Eastern Kentucky, 12/11/24	20+ Points	1
3FG	6, Eastern Kentucky, 12/11/24	Double-Figure Points	6
3FGA	8, Eastern Kentucky, 12/11/24	3 or more Rebounds	6
FT	5, Sam Houston, 12/21/24	3 or more Assists	3
FTA	6, 2x; last vs. Sam Houston, 12/21/24	2 or more Steals	1
Rebounds	4, California, 1/1/25	2 or more 3PT Field Goals	4
Off. Rebounds	2, at Mississippi State, 12/4/24	20+ Minutes	5
Def. Rebounds	4, California, 1/1/25	30+ Minutes	3
Assists	3, 2x; last California, 1/1/25		
Steals	2, at Mississippi State, 12/4/24		
Blocks	1, Radford, 11/4/24		
Minutes	38, California, 1/1/25		



PAPA AMADOU KANTE | #4

R-FR-1L • F • 6-10 • 235  
Dakar, Senegal • South Kent Prep



Opponent	Date	GS	MIN	Total		3-Pointers		Free throws		Rebounds				PF	A	TO	BLK	STL	PTS	AVG
				FG-FGA	PCT	3FG-3FGA	PCT	FT-FTA	PCT	OFF	DEF	TOT	AVG							
Radford	11/04/2024		06:03	2-4	.500	0-0	.000	0-1	.000	1	1	2	2.0	1	0	2	1	1	4	4.0
Gardner-Webb	11/11/2024		04:26	1-1	1.000	0-0	.000	0-0	.000	0	1	1	1.5	0	0	0	0	0	2	3.0
West Virginia	11/15/2024		00:48	0-0	.000	0-0	.000	0-0	.000	0	0	0	1.0	1	0	0	0	0	0	2.0
VMI	11/18/2024		05:44	2-3	.667	0-0	.000	0-2	.000	2	1	3	1.5	0	0	1	1	0	4	2.5
at Ohio St.	11/29/2024		17:18	3-4	.750	0-0	.000	6-9	.667	4	0	4	2.0	5	1	1	1	1	12	4.4
at Mississippi St.	12/04/2024		19:15	1-1	1.000	0-0	.000	0-0	.000	0	0	0	1.7	2	2	0	1	1	2	4.0
at Virginia Tech	12/07/2024		02:13	0-0	.000	0-0	.000	0-0	.000	0	0	0	1.4	1	0	0	0	0	0	3.4
Eastern Ky.	12/11/2024		08:09	2-3	.667	0-0	.000	0-0	.000	1	2	3	1.6	1	0	0	0	0	4	3.5
Sam Houston	12/21/2024		07:26	1-2	.500	0-1	.000	1-1	1.000	0	2	2	1.7	2	0	0	0	0	3	3.4
California	01/01/2025		09:35	0-0	.000	0-0	.000	3-4	.750	1	1	2	1.7	2	1	0	1	1	3	3.4
Stanford	01/04/2025		09:12	0-2	.000	0-1	.000	3-4	.750	2	0	2	1.7	2	0	1	0	0	3	3.4
Louisville	01/11/2025		02:35	1-1	1.000	0-0	.000	0-0	.000	0	1	1	1.7	0	0	0	0	0	2	3.3
at Florida St.	01/15/2025		09:30	1-2	.500	0-0	.000	0-0	.000	0	1	1	1.6	3	0	0	0	0	2	3.2
Totals		0	102:15	14-23	.609	0-2	.000	13-21	.619	11	10	21	1.6	20	4	5	5	4	41	3.2

				Field Goals		3-Point		F-Throws		Rebounds									Scoring	
SEASON	TEAM	GP-GS	MIN/AVG	FG-FGA	FG%	3FG-3FGA	3FG%	FT-FTA	FT%	OFF	DEF	TOT	AVG	PF-FO	A	TO	BLK	STL	PTS	AVG
2024-25	UP	13-0	102/7.9	14-23	.609	0-2	.000	13-21	.619	11	10	21	1.6	20-1	4	5	5	4	41	3.2
TOTAL		13-0	102/7.9	14-23	.609	0-2	.000	13-21	.619	11	10	21	1.6	20-1	4	5	5	4	41	3.2

CAREER HIGHS

Points	12, at Ohio State, 11/29/24	2024-25	Career
FG	3, at Ohio State, 11/29/24	5 or more Rebounds	-
FGA	4, 2x; last at Ohio State, 11/29/24	2 or more Offensive Rebounds	2
3FG	-	2 or more Blocks	-
3FGA	1, 2x; last Stanford, 1/4/25	2 or more Steals	-
FT	6, at Ohio State, 11/29/24	Dunks	2
FTA	9, at Ohio State, 11/29/24		
Rebounds	4, at Ohio State, 11/29/24		
Off. Rebounds	4, at Ohio State, 11/29/24		
Def. Rebounds	2, 2x; last Sam Houston, 1/1/25		
Assists	2, at Mississippi State, 12/4/24		
Steals	1, 4x; last California, 1/1/25		
Blocks	1, 5x; last California, 1/1/25		
Minutes	19, at Mississippi State, 12/4/24		



# ISHMAEL LEGGETT | #5

SR-TR • G • 6-3 • 185  
Prince George's County, Md. • St. John's College / Rhode Island



Opponent	Date	GS	MIN	Total		3-Pointers		Free throws		Rebounds				PF	A	TO	BLK	STL	PTS	AVG
				FG-FGA	PCT	3FG-3FGA	PCT	FT-FTA	PCT	OFF	DEF	TOT	AVG							
Radford	11/04/2024	*	29:50	9-13	.692	1-4	.250	0-1	.000	2	9	11	11.0	2	3	1	1	2	19	19.0
Murray St.	11/08/2024	*	38:18	6-10	.600	1-3	.333	6-10	.600	2	5	7	9.0	2	1	4	1	2	19	19.0
Gardner-Webb	11/11/2024	*	31:23	7-9	.778	3-4	.750	4-4	1.000	0	6	6	8.0	1	4	2	0	2	21	19.7
West Virginia	11/15/2024	*	30:18	7-13	.538	1-2	.500	0-1	.000	0	3	3	6.8	1	2	1	0	1	15	18.5
VMI	11/18/2024	*	22:35	6-9	.667	2-4	.500	0-0	.000	1	3	4	6.2	2	2	1	0	1	14	17.6
vs LSU	11/22/2024	*	40:00	6-14	.429	1-5	.200	8-9	.889	2	4	6	6.2	1	1	3	1	5	21	18.2
vs Wisconsin	11/24/2024	*	38:05	6-15	.400	0-4	.000	5-6	.833	1	7	8	6.4	4	3	0	0	0	17	18.0
at Ohio St.	11/29/2024	*	42:17	9-22	.409	1-5	.200	2-4	.500	2	8	10	6.9	5	4	2	0	2	21	18.4
at Mississippi St.	12/04/2024	*	31:49	3-14	.214	0-4	.000	0-0	.000	1	1	2	6.3	1	2	1	0	3	6	17.0
at Virginia Tech	12/07/2024	*	38:56	5-13	.385	3-9	.333	4-4	1.000	1	4	5	6.2	2	4	3	0	0	17	17.0
Eastern Ky.	12/11/2024	*	29:47	6-8	.750	0-1	.000	5-7	.714	1	5	6	6.2	3	3	2	0	2	17	17.0
Sam Houston	12/21/2024	*	30:46	8-12	.667	3-4	.750	4-5	.800	2	3	5	6.1	2	3	2	1	0	23	17.5
Stanford	01/04/2025	*	32:25	9-13	.692	0-4	.000	3-3	1.000	0	6	6	6.1	1	3	3	1	2	21	17.8
at Duke	01/07/2025	*	32:03	2-15	.133	0-4	.000	0-1	.000	0	2	2	5.8	3	3	3	0	2	4	16.8
Louisville	01/11/2025	*	38:27	5-12	.417	4-6	.667	2-2	1.000	1	2	3	5.6	3	4	2	1	2	16	16.7
at Florida St.	01/15/2025	*	35:08	4-10	.400	1-4	.250	4-4	1.000	2	4	6	5.6	3	4	4	0	1	13	16.5
Totals			16 542:07	98-202	.485	21-67	.313	47-61	.770	18	72	90	5.6	36	46	34	6	27	264	16.5

				Field Goals		3-Point		F-Throws		Rebounds										Scoring	
SEASON	TEAM	GP-GS	MIN/AVG	FG-FGA	FG%	3FG-3FGA	3FG%	FT-FTA	FT%	OFF	DEF	TOT	AVG	PF-FO	A	TO	BLK	STL	PTS	AVG	
2020-21	URI	25-8	489/19.6	51-110	.464	16-38	.421	48-64	.750	28	38	66	2.6	44-0	22	34	2	13	166	6.6	
2021-22	URI	31-31	808/26.1	85-229	.371	24-76	.316	63-92	.685	39	57	96	3.1	74-2	50	51	6	34	257	8.3	
2022-23	URI	31-31	1070/34.5	157-400	.393	48-150	.320	147-174	.845	50	131	181	5.8	78-1	73	72	8	42	509	16.4	
2023-24	UP	32-14	917/28.6	140-328	.427	35-102	.343	79-92	.859	54	122	176	5.5	59-1	61	41	6	41	394	12.3	
2024-25	UP	16-16	542/33.9	98-202	.485	21-67	.313	47-61	.770	18	72	90	5.6	36-1	46	34	6	27	264	16.5	
TOTAL FOR UP		48-30	1459/30.4	238-530	.449	56-169	.331	126-153	.824	72	194	266	5.5	95-2	107	75	12	68	658	13.7	
TOTAL		135-100	3826/28.3	531-1269	.418	144-433	.333	384-483	.795	189	420	609	4.5	291-5	252	232	28	157	1590	11.8	

## CAREER HIGHS

Points	34, vs. Tulane, 11/22/22	2024-25	Career
FG	13, vs. Tulane, 11/22/22	20+ Point Games	5
FGA	23, George Washington, 2/22/23	30+ Point Games	-
3FG	7, vs. Tulane, 11/22/22	Double-Figure Points	14
3FGA	10, vs. Tulane, 11/22/22	Double-Doubles	2
FT	14, Texas State, 11/12/22	3 or more 3PT Field Goals	4
FTA	15, Texas State, 11/12/22	5 or more Rebounds	11
Rebounds	14, St. Bonaventure, 1/11/23	2 or more Offensive Rebounds	6
Off. Rebounds	4, 8x; last vs. Wake Forest, 3/14/24	4 or more Assists	5
Def. Rebounds	10, St. Bonaventure, 11/10/23	3 or more Steals	3
Assists	5, 4x; last South Carolina State, 12/16/23	20+ Minutes	15
Steals	5, 2x; last vs. LSU, 11/22/24	30+ Minutes	12
Blocks	2, 2x; last vs. South Carolina State, 12/16/22	40+ Minutes	2
Minutes	43, George Washington, 2/22/23		





# JALAND LOWE | #15

SO-1L • G • 6-3 • 175  
Missouri City, Texas • Fort Bend Marshall



Opponent	Date	GS	MIN	Total		3-Pointers		Free throws		Rebounds				PF	A	TO	BLK	STL	PTS	AVG
				FG-FGA	PCT	3FG-3FGA	PCT	FT-FTA	PCT	OFF	DEF	TOT	AVG							
Radford	11/04/2024	*	28:35	6-11	.545	2-4	.500	7-7	1.000	2	4	6	6.0	1	6	0	0	3	21	21.0
Murray St.	11/08/2024	*	30:39	6-15	.400	2-4	.500	6-6	1.000	1	1	2	4.0	3	3	2	1	2	20	20.5
Gardner-Webb	11/11/2024	*	32:11	3-11	.273	0-3	.000	2-2	1.000	0	2	2	3.3	0	5	2	1	3	8	16.3
West Virginia	11/15/2024	*	30:39	2-11	.182	0-6	.000	4-5	.800	1	8	9	4.8	2	5	3	0	2	8	14.3
VMI	11/18/2024	*	33:09	4-8	.500	1-3	.333	2-2	1.000	0	10	10	5.8	2	10	2	1	1	11	13.6
vs LSU	11/22/2024	*	39:54	6-13	.462	4-7	.571	6-7	.857	2	6	8	6.2	4	6	4	0	3	22	15.0
vs Wisconsin	11/24/2024	*	38:29	6-17	.353	1-7	.143	2-4	.500	2	3	5	6.0	3	5	4	0	0	15	15.0
at Ohio St.	11/29/2024	*	41:60	9-20	.450	0-5	.000	10-11	.909	1	3	4	5.8	4	4	3	1	0	28	16.6
at Mississippi St.	12/04/2024	*	34:45	7-21	.333	4-9	.444	1-2	.500	1	3	4	5.6	0	3	3	0	2	19	16.9
at Virginia Tech	12/07/2024	*	39:34	6-16	.375	1-5	.200	6-6	1.000	0	5	5	5.5	1	2	3	0	4	19	17.1
Eastern Ky.	12/11/2024	*	24:40	3-8	.375	0-3	.000	5-6	.833	0	4	4	5.4	3	12	2	0	1	11	16.5
Sam Houston	12/21/2024	*	33:36	7-17	.412	3-9	.333	1-2	.500	1	2	3	5.2	2	11	3	0	1	18	16.7
California	01/01/2025	*	36:48	9-23	.391	1-5	.200	8-8	1.000	0	1	1	4.8	3	8	4	1	0	27	17.5
Stanford	01/04/2025	*	36:48	5-14	.357	2-5	.400	4-4	1.000	2	1	3	4.7	0	5	4	0	4	16	17.4
at Duke	01/07/2025	*	37:01	3-12	.250	2-4	.500	0-0	.000	1	4	5	4.7	4	4	3	0	3	8	16.7
Louisville	01/11/2025	*	36:54	5-15	.333	1-5	.200	13-13	1.000	0	2	2	4.6	3	6	4	0	1	24	17.2
at Florida St.	01/15/2025	*	38:11	6-12	.500	1-4	.250	9-10	.900	1	1	2	4.4	4	5	8	0	3	22	17.5
Totals		17	593:53	93-244	.381	25-88	.284	86-95	.905	15	60	75	4.4	39	100	54	5	33	297	17.5

				Field Goals		3-Point		F-Throws		Rebounds				Scoring						
SEASON	TEAM	GP-GS	MIN/AVG	FG-FGA	FG%	3FG-3FGA	3FG%	FT-FTA	FT%	OFF	DEF	TOT	AVG	PF-FO	A	TO	BLK	STL	PTS	AVG
2023-24	UP	33-19	877/26.6	113-291	.388	31-88	.352	59-69	.855	18	74	92	2.8	41-0	109	46	2	28	316	9.6
2024-25	UP	17-17	594/34.9	93-244	.381	25-88	.284	86-95	.905	15	60	75	4.4	39-0	100	54	5	33	297	17.5
TOTAL		50-36	1471/29.4	206-535	.385	56-176	.318	145-164	.884	33	134	167	3.3	80-0	209	100	7	61	613	12.3

## CAREER HIGHS

Points	28, at Ohio State, 11/29/24	2024-25	Career
FG	9, 2x; last California, 1/1/25	20+ Point Games	7
FGA	23, California, 1/1/25	Double-Figure Points	14
3FG	4, 2x; last at Mississippi State, 12/4/24	Double-Figure Assists	3
3FGA	9, 2x; last vs. Sam Houston, 12/21/24	Double Doubles	3
FT	13, Louisville, 1/11/25	Triple Doubles	1
FTA	13, Louisville, 1/11/25	3 or more Rebounds	12
Rebounds	10, VMI, 11/18/24	5 or more Rebounds	7
Off. Rebounds	3, Florida State, 3/5/24	2 or more Steals	10
Def. Rebounds	10, VMI, 11/18/24	5 or more Assists	12
Assists	12, Eastern Kentucky, 12/11/24	2 or more 3PT Field Goals	7
Steals	4, 2x; last Stanford, 1/4/25	30+ Minutes	15
Blocks	1, 7x; last California, 1/1/25	40+ Minutes	1
Minutes	41, at Ohio State, 11/29/24		



# GUILLERMO DIAZ GRAHAM | #25

JR-2L • F • 7-0 • 225  
Canary Islands, Spain • IMG Academy Academics [Fla.]



Opponent	Date	GS	MIN	Total		3-Pointers		Free throws		Rebounds				PF	A	TO	BLK	STL	PTS	AVG
				FG-FGA	PCT	3FG-3FGA	PCT	FT-FTA	PCT	OFF	DEF	TOT	AVG							
Radford	11/04/2024	*	25:24	3-7	.429	1-3	.333	3-4	.750	3	6	9	9.0	4	2	1	2	0	10	10.0
Murray St.	11/08/2024	*	20:56	2-4	.500	1-3	.333	2-3	.667	0	5	5	7.0	4	0	0	0	0	7	8.5
Gardner-Webb	11/11/2024	*	29:17	4-11	.364	2-8	.250	0-0	.000	1	8	9	7.7	2	1	0	0	0	10	9.0
West Virginia	11/15/2024	*	24:36	4-5	.800	2-3	.667	0-0	.000	2	8	10	8.3	2	1	1	0	0	10	9.3
VMI	11/18/2024	*	23:13	5-12	.417	1-5	.200	2-2	1.000	2	4	6	7.8	3	2	0	1	2	13	10.0
vs LSU	11/22/2024	*	31:51	1-3	.333	0-2	.000	0-0	.000	2	4	6	7.5	3	3	0	4	0	2	8.7
vs Wisconsin	11/24/2024	*	25:19	3-8	.375	1-6	.167	1-1	1.000	1	6	7	7.4	3	1	1	0	0	8	8.6
at Ohio St.	11/29/2024	*	18:24	0-1	.000	0-1	.000	2-2	1.000	2	2	4	7.0	1	1	2	0	0	2	7.8
at Mississippi St.	12/04/2024	*	16:32	1-5	.200	0-4	.000	0-0	.000	1	0	1	6.3	3	0	1	0	0	2	7.1
at Virginia Tech	12/07/2024	*	31:24	3-9	.333	1-7	.143	2-2	1.000	3	4	7	6.4	3	2	4	2	0	9	7.3
Eastern Ky.	12/11/2024	*	15:34	0-4	.000	0-4	.000	0-0	.000	2	4	6	6.4	0	1	5	1	0	0	6.6
Sam Houston	12/21/2024	*	24:46	3-5	.600	2-4	.500	0-0	.000	2	3	5	6.3	4	2	3	0	2	8	6.8
California	01/01/2025	*	21:52	2-2	1.000	1-1	1.000	1-2	.500	1	3	4	6.1	4	3	1	0	0	6	6.7
Stanford	01/04/2025	*	32:36	5-8	.625	2-5	.400	0-0	.000	2	3	5	6.0	3	3	1	3	0	12	7.1
at Duke	01/07/2025	*	12:17	1-1	1.000	1-1	1.000	0-0	.000	1	3	4	5.9	3	0	0	0	0	3	6.8
Louisville	01/11/2025	*	09:48	0-1	.000	0-1	.000	0-0	.000	1	2	3	5.7	3	0	0	0	0	0	6.4
at Florida St.	01/15/2025	*	08:23	1-2	.500	0-1	.000	0-0	.000	1	1	2	5.5	1	0	1	0	0	2	6.1
Totals		16	372:11	38-88	.432	15-59	.254	13-16	.813	27	66	93	5.5	46	22	21	13	4	104	6.1

				Field Goals		3-Point		F-Throws		Rebounds										Scoring	
SEASON	TEAM	GP-GS	MIN/AVG	FG-FGA	FG%	3FG-3FGA	3FG%	FT-FTA	FT%	OFF	DEF	TOT	AVG	PF-FO	A	TO	BLK	STL	PTS	AVG	
2022-23	UP	33-3	396/12.0	38-85	.447	7-27	.259	34-50	.680	45	62	107	3.2	60-2	23	21	26	18	117	3.5	
2023-24	UP	33-7	590/17.9	79-161	.491	32-79	.405	31-52	.596	51	79	130	3.9	84-1	36	33	28	27	221	6.7	
2024-25	UP	17-16	372/21.9	38-88	.432	15-59	.254	13-16	.813	27	66	93	5.5	46-0	22	21	13	4	104	6.1	
TOTAL		83-26	1359/16.4	155-334	.464	54-165	.327	78-118	.661	123	207	330	4.0	190-3	81	75	67	49	442	5.3	

## CAREER HIGHS

Points	23, Jacksonville, 11/17/23	2024-25	Career	
FG	8, Jacksonville, 11/17/23	Double-Figure Points	5	15
FGA	12, VMI, 11/18/24	Double-Figure Rebounds	1	2
3FG	3, 2x; last at Syracuse, 12/30/23	Double-Doubles	1	2
3FGA	8, Gardner-Webb, 11/11/24	5 or more Rebounds	11	35
FT	6, 2x; last vs. Jacksonville, 11/17/23	2 or more Blocks	4	18
FTA	9, Jacksonville, 11/17/23	2 or more Steals	2	13
Rebounds	10, 2x; last vs. West Virginia, 11/15/24	2 or more Assists	7	20
Off. Rebounds	6, at Wake Forest, 2/20/24	20+ Minutes	11	24
Def. Rebounds	8, 2x; last vs. West Virginia, 11/15/24	30+ Minutes	3	6
Assists	4, 2x; last vs. South Carolina State, 12/16/23	Dunks	8	31
Steals	5, Duke, 1/9/24			
Blocks	5, vs. Louisville, 2/7/23			
Minutes	37, vs. Mississippi State, 3/14/23			



# JORGE DIAZ GRAHAM | #31

JR-2L • F • 6-11 • 215  
Canary Islands, Spain • IMG Academy Academics [Fla.]



Opponent	Date	GS	MIN	Total		3-Pointers		Free throws		Rebounds				PF	A	TO	BLK	STL	PTS	AVG
				FG-FGA	PCT	3FG-3FGA	PCT	FT-FTA	PCT	OFF	DEF	TOT	AVG							
Radford	11/04/2024		11:20	1-1	1.000	1-1	1.000	0-0	.000	0	2	2	2.0	2	0	0	0	2	3	3.0
Murray St.	11/08/2024		02:15	0-1	.000	0-1	.000	0-0	.000	0	0	0	1.0	0	0	0	0	0	0	1.5
Gardner-Webb	11/11/2024		08:38	1-3	.333	0-2	.000	0-0	.000	1	0	1	1.0	0	0	0	0	0	2	1.7
West Virginia	11/15/2024		07:53	0-1	.000	0-1	.000	0-0	.000	0	0	0	0.8	2	1	0	0	0	0	1.3
VMI	11/18/2024		08:11	4-4	1.000	4-4	1.000	0-0	.000	0	1	1	0.8	0	1	1	0	0	12	3.4
vs LSU	11/22/2024		00:06	0-0	.000	0-0	.000	0-0	.000	0	0	0	0.7	0	0	0	0	0	0	2.8
vs Wisconsin	11/24/2024		05:21	0-1	.000	0-1	.000	0-0	.000	0	0	0	0.6	0	0	0	0	0	0	2.4
at Ohio St.	11/29/2024		00:01	0-0	.000	0-0	.000	0-0	.000	0	0	0	0.5	0	0	0	0	0	0	2.1
at Mississippi St.	12/04/2024		06:09	1-2	.500	0-0	.000	3-3	1.000	2	0	2	0.7	0	0	0	0	0	5	2.4
at Virginia Tech	12/07/2024		03:46	0-2	.000	0-2	.000	0-0	.000	0	0	0	0.6	0	0	0	0	1	0	2.2
Eastern Ky.	12/11/2024		05:21	2-2	1.000	2-2	1.000	0-0	.000	0	1	1	0.6	0	0	0	0	1	6	2.5
Sam Houston	12/21/2024		07:28	1-1	1.000	1-1	1.000	0-0	.000	0	0	0	0.6	1	1	0	0	0	3	2.6
California	01/01/2025		09:45	1-2	.500	1-2	.500	3-3	1.000	0	0	0	0.5	1	0	0	0	0	6	2.8
Stanford	01/04/2025		15:17	2-2	1.000	2-2	1.000	0-0	.000	0	3	3	0.7	1	0	0	1	0	6	3.1
at Duke	01/07/2025		06:48	1-1	1.000	1-1	1.000	0-0	.000	1	0	1	0.7	1	0	0	1	1	3	3.1
Louisville	01/11/2025		01:25	1-2	.500	0-1	.000	0-0	.000	0	1	1	0.8	0	0	0	0	0	2	3.0
at Florida St.	01/15/2025		18:07	5-7	.714	4-5	.800	3-4	.750	1	0	1	0.8	2	0	0	1	1	17	3.8
Totals		0	117:51	20-32	.625	16-26	.615	9-10	.900	5	8	13	0.8	10	3	1	3	6	65	3.8

				Field Goals		3-Point		F-Throws		Rebounds									Scoring	
SEASON	TEAM	GP-GS	MIN/AVG	FG-FGA	FG%	3FG-3FGA	3FG%	FT-FTA	FT%	OFF	DEF	TOT	AVG	PF-FO	A	TO	BLK	STL	PTS	AVG
2022-23	UP	31-1	282/9.1	23-70	.329	12-34	.353	33-44	.750	18	50	68	2.2	31-0	13	10	15	15	91	2.9
2023-24	UP	16-0	168/10.5	16-44	.364	9-31	.290	15-19	.789	16	24	40	2.5	14-0	12	11	5	7	56	3.5
2024-25	UP	17-0	118/6.9	20-32	.625	16-26	.615	9-10	.900	5	8	13	0.8	10-0	3	1	3	6	65	3.8
TOTAL		64-1	568/8.9	59-146	.404	37-91	.407	57-73	.781	39	82	121	1.9	55-0	28	22	23	28	212	3.3

## CAREER HIGHS

Points	17, at Florida State, 1/15/25	2024-25	Career	
FG	5, 2x; last at Florida State, 1/15/25	Double-Figure Points	2	5
FGA	7, 2x; last at Florida State, 1/15/25	Double-Figure Rebounds	-	-
3FG	4, 2x; last at Florida State, 1/15/25	5 or more Rebounds	-	8
3FGA	5, at Florida State, 1/15/25	2 or more Blocks	-	4
FT	6, vs. Louisville, 2/7/23	2 or more Steals	1	4
FTA	7, 2x; last at Syracuse, 12/20/22	2 or more 3FGs	4	7
Rebounds	8, Alabama State, 11/20/22	10+ Minutes	3	18
Off. Rebounds	4, North Carolina, 1/2/24	20+ Minutes	-	6
Def. Rebounds	6, 2x; last at West Virginia, 12/6/23	Dunks	-	3
Assists	3, 2x; last vs. South Carolina State, 12/16/23			
Steals	4, vs. Michigan, 11/16/22			
Blocks	4, vs. Louisville, 2/7/23			
Minutes	24, 2x; last vs. Sacred Heart, 12/10/22			



# AMSAL DELALIĆ | #52

FR • G • 6-8 • 210  
Tuzla, Bosnia & Herzegovina • Borac Nektar



Opponent	Date	GS	MIN	Total		3-Pointers		Free throws		Rebounds				PF	A	TO	BLK	STL	PTS	AVG
				FG-FGA	PCT	3FG-3FGA	PCT	FT-FTA	PCT	OFF	DEF	TOT	AVG							
Gardner-Webb	11/11/2024		08:43	1-4	.250	1-3	.333	0-2	.000	1	0	1	1.0	0	2	0	0	0	3	3.0
West Virginia	11/15/2024		07:58	1-1	1.000	1-1	1.000	0-0	.000	0	3	3	2.0	1	0	2	0	0	3	3.0
VMI	11/18/2024		15:17	1-3	.333	1-3	.333	0-0	.000	0	2	2	2.0	2	4	1	1	1	3	3.0
vs Wisconsin	11/24/2024		16:21	4-4	1.000	1-1	1.000	0-0	.000	1	0	1	1.8	3	1	1	0	0	9	4.5
at Ohio St.	11/29/2024	*	37:14	2-6	.333	1-4	.250	0-0	.000	0	0	0	1.4	0	0	3	0	0	5	4.6
at Mississippi St.	12/04/2024	*	22:47	0-3	.000	0-1	.000	1-2	.500	2	4	6	2.2	0	0	2	0	0	1	4.0
at Virginia Tech	12/07/2024		06:07	1-1	1.000	0-0	.000	0-0	.000	0	0	0	1.9	0	0	0	0	0	2	3.7
Eastern Ky.	12/11/2024		19:05	2-3	.667	1-2	.500	0-0	.000	0	5	5	2.3	1	1	1	0	1	5	3.9
Sam Houston	12/21/2024		12:02	3-3	1.000	1-1	1.000	0-0	.000	1	3	4	2.4	2	2	1	0	1	7	4.2
California	01/01/2025		17:33	0-1	.000	0-0	.000	2-5	.400	1	5	6	2.8	1	1	1	0	1	2	4.0
Stanford	01/04/2025		04:58	1-1	1.000	0-0	.000	0-0	.000	0	0	0	2.5	1	0	1	0	0	2	3.8
Totals		2	168:06	16-30	.533	7-16	.438	3-9	.333	6	22	28	2.5	11	11	13	1	4	42	3.8

				Field Goals		3-Point		F-Throws		Rebounds				Scoring						
SEASON	TEAM	GP-GS	MIN/AVG	FG-FGA	FG%	3FG-3FGA	3FG%	FT-FTA	FT%	OFF	DEF	TOT	AVG	PF-FO	A	TO	BLK	STL	PTS	AVG
2024-25	UP	11-2	168/15.3	16-30	.533	7-16	.438	3-9	.333	6	22	28	2.5	11-0	11	13	1	4	42	3.8
TOTAL		11-2	168/15.3	16-30	.533	7-16	.438	3-9	.333	6	22	28	2.5	11-0	11	13	1	4	42	3.8

## CAREER HIGHS

Points	9, vs. Wisconsin, 11/24/24	2024-25	Career
FG	4, vs. Wisconsin, 11/24/24	-	-
FGA	6, at Ohio State, 11/29/24	5 or more Rebounds	3
3FG	1, 7x; last Sam Houston, 12/21/24	4 or more Assists	1
3FGA	4, at Ohio State, 11/29/24	3 or more 3PT Field Goals	-
FT	2, California, 1/1/25	2 or more Blocks	-
FTA	5, California, 1/1/25	2 or more Steals	-
Rebounds	6, 2x; last California, 1/1/25	20+ Minutes	2
Off. Rebounds	2, at Mississippi State, 12/4/24		
Def. Rebounds	5, 2x; last California, 1/1/25		
Assists	4, VMI, 11/18/24		
Steals	1, 4x; last California, 1/1/25		
Blocks	1, VMI, 11/18/24		
Minutes	37, at Ohio State, 11/29/24		





# ZACK AUSTIN | #55

R-SR-1L • F • 6-7 • 210  
Winston-Salem, N.C. • Moravian Prep / High Point



Opponent	Date	GS	MIN	Total		3-Pointers		Free throws		Rebounds				PF	A	TO	BLK	STL	PTS	AVG
				FG-FGA	PCT	3FG-3FGA	PCT	FT-FTA	PCT	OFF	DEF	TOT	AVG							
Radford	11/04/2024		21:42	1-3	.333	1-3	.333	0-0	.000	0	1	1	1.0	1	0	0	1	0	3	3.0
Murray St.	11/08/2024		27:13	0-2	.000	0-1	.000	2-4	.500	0	8	8	4.5	0	0	0	5	1	2	2.5
Gardner-Webb	11/11/2024		23:45	3-7	.429	2-5	.400	2-2	1.000	1	4	5	4.7	3	0	2	4	2	10	5.0
West Virginia	11/15/2024		24:00	1-3	.333	1-3	.333	4-4	1.000	0	3	3	4.3	0	0	1	3	0	7	5.5
VMI	11/18/2024		17:13	2-4	.500	0-1	.000	2-2	1.000	1	3	4	4.2	2	2	1	2	0	6	5.6
vs LSU	11/22/2024		19:45	2-5	.400	1-4	.250	5-6	.833	1	1	2	3.8	3	0	1	0	1	10	6.3
vs Wisconsin	11/24/2024		29:16	3-5	.600	2-4	.500	0-0	.000	0	1	1	3.4	3	0	0	0	1	8	6.6
at Ohio St.	11/29/2024		36:49	5-10	.500	5-8	.625	1-2	.500	1	4	5	3.6	3	0	0	0	2	16	7.8
at Mississippi St.	12/04/2024		31:04	2-7	.286	2-5	.400	2-2	1.000	2	3	5	3.8	1	0	0	0	0	8	7.8
at Virginia Tech	12/07/2024	*	33:03	4-7	.571	1-3	.333	0-0	.000	1	4	5	3.9	1	0	0	0	1	9	7.9
Eastern Ky.	12/11/2024	*	30:37	6-10	.600	2-3	.667	4-4	1.000	0	4	4	3.9	0	1	0	3	0	18	8.8
Sam Houston	12/21/2024	*	30:25	8-12	.667	5-9	.556	2-2	1.000	3	2	5	4.0	4	1	0	0	0	23	10.0
California	01/01/2025	*	38:03	2-7	.286	2-5	.400	2-2	1.000	0	2	2	3.8	1	0	1	1	0	8	9.8
Stanford	01/04/2025	*	20:40	3-4	.750	1-2	.500	4-4	1.000	1	3	4	3.9	2	0	1	2	2	11	9.9
at Duke	01/07/2025	*	38:19	1-5	.200	1-4	.250	2-2	1.000	1	2	3	3.8	1	0	3	2	2	5	9.6
Louisville	01/11/2025	*	38:10	2-3	.667	2-3	.667	2-2	1.000	0	6	6	3.9	1	0	0	3	3	8	9.5
at Florida St.	01/15/2025	*	24:25	3-6	.500	2-4	.500	0-0	.000	0	5	5	4.0	4	0	0	0	2	8	9.4
Totals		8	484:29	48-100	.480	30-67	.448	34-38	.895	12	56	68	4.0	30	4	10	26	17	160	9.4

				Field Goals		3-Point		F-Throws		Rebounds									Scoring	
SEASON	TEAM	GP-GS	MIN/AVG	FG-FGA	FG%	3FG-3FGA	3FG%	FT-FTA	FT%	OFF	DEF	TOT	AVG	PF-FO	A	TO	BLK	STL	PTS	AVG
2021-22	HP	32-32	1107/34.6	165-399	.414	67-208	.322	63-87	.724	64	193	257	8.0	52-0	49	53	69	43	460	14.4
2022-23	HP	31-26	906/29.2	149-341	.437	62-186	.333	77-98	.786	37	130	167	5.4	65-2	39	54	66	33	437	14.1
2023-24	UP	33-31	746/22.6	73-175	.417	28-95	.295	42-57	.737	41	96	137	4.2	35-0	29	13	44	32	216	6.5
2024-25	UP	17-8	484/28.5	48-100	.480	30-67	.448	34-38	.895	12	56	68	4.0	30-0	4	10	26	17	160	9.4
TOTAL FOR UP		50-39	1230/24.6	121-275	.440	58-162	.358	76-95	.800	53	152	205	4.1	65-0	33	23	70	49	376	7.5
TOTAL		113-97	3243/28.7	435-1015	.429	187-556	.336	216-280	.771	154	475	629	5.6	182-2	121	130	205	125	1273	11.3

## CAREER HIGHS

Points	26, 2x; last at Radford, 1/21/23	2024-25	Career
FG	10, at Radford, 2/19/22	20+ Point Games	1
FGA	21, vs. Hampton, 3/2/22	Double-Figure Points	6
3FG	5, 4x; last vs. Sam Houston, 12/21/24	Double-Figure Rebounds	-
3FGA	13, vs. Hampton, 3/2/22	Double-Doubles	-
FT	8, North Florida, 12/3/22	5 or more Rebounds	8
FTA	9, North Florida, 12/3/22	7 or more Rebounds	1
Rebounds	16, vs. Hampton, 3/2/22	3 or more Offensive Rebounds	1
Off. Rebounds	5, 2x; last vs. Hampton, 3/2/22	3 or more 3PT Field Goals	2
Def. Rebounds	11, 2x; last vs. Hampton, 3/2/22	2 or more Blocks	7
Assists	6, Charleston Southern, 2/4/23	5 or more Blocks	1
Steals	4, 2x; last at Louisville, 1/6/24	2 or more Steals	4
Blocks	7, Howard, 11/20/21	20+ Minutes	15
Minutes	47, Furman, 11/30/21	30+ Minutes	8



# JEFF CAPEL | DUKE '97

Head Coach • Seventh Season at Pitt (16th overall)

Overall Record: 271-207 (.567)

Conference Record: 133-135 (.498)

## BY THE NUMBERS

### Team Accomplishments

Overall record	271-207
30-win seasons	1
25-win seasons	1
20-win seasons	5
20-win/10-league win seasons	4
10-win league seasons	7

### National Achievements

NCAA Tournament appearances	4
NCAA Tournament record	6-4
Sweet Sixteen appearances	1
Earned a high seed (1-4)	1
Total postseason appearances (NIT & NCAA)	5

### Conference Achievements

Total conference titles	2
Tournament	1
Regular Season	1
Regular season W-L	133-135 (.498)
ACC	50-70
Big 12	33-43
Colonial Athletic Conference	50-22
Conference Tournament W-L	14-14
ACC	4-6
Big 12	3-5
Colonial Athletic Conference	7-3
Tournament title game appearances	2

### In The Associated Press Poll

Weeks ranked	23
Highest ranking	2 (3x)
Highest final ranking	7 (2009)
Weeks in the AP Top 10	16
Record when ranked	33-11

### Honors & Awards

National Player of the Year	1 (Blake Griffin)
All-America selections	2
Conference Coach of the Year	1 (2023)
Regional Coach of the Year	1 (2023)
Conference Player of the Year	2
Conference Rookie of the Year	2
Conference Sixth Man of the Year	2
All-Conference selections	15
Conference All-Defensive Team selections	1
Conference All-Freshman Team selections	6
Academic All-Conference	35

### In The NBA Draft

First round draft picks (as a head coach)	3
Highest draft pick	No. 1 (Blake Griffin)
Lottery picks	2
Total draft picks	7
First round draft picks (as a head coach & ast. coach)	19
Highest draft pick	No. 1 (Blake Griffin)
Lottery picks	11
Total draft picks	28

### On the Recruiting Trail

McDonald's All-Americans signed (as a head coach)	4
McDonald's All-Americans signed (as a head coach & ast. coach)	23
Top 10 recruiting classes (as a head coach & ast. coach)	6

## CAPEL RECORD WHEN ...

	2024-25	at Pitt	Total
Overall	12-5	109-97	271-207
Home	9-1	73-40	174-68
Road	2-3	24-46	64-107
Neutral	1-1	12-11	33-33
Conf. Regular Season	3-3	50-70	133-135
Home	2-1	31-29	82-51
Road	1-2	19-41	51-84
Conference Tournament	-	4-6	14-14
NCAA Tournament	-	2-1	6-4
NIT	-	-	0-1
Regular Season Non-Con	9-2	53-20	118-54
Home	7-0	41-11	86-16
Road	1-1	6-5	14-21
Neutral	1-1	6-4	18-16
Leading at the half	8-1	78-15	208-37
Trailing at the half	4-4	27-80	55-166
Tied at the half	-	4-2	7-4
Shoots 60% or better	1-0	3-0	9-0
Shoots 50% or better	7-1	31-6	103-14
Shoots under 30%	-	0-5	0-8
Holds Opp. to less than 50%	10-3	98-66	256-141
Holds Opp. to less than 40%	7-0	62-11	154-21
Holds Opp. to less than 30%	1-0	9-0	24-0
Outrebounds Opp.	10-0	75-31	187-57
20 or more assists	3-0	22-0	41-0
10 or more 3FG	4-1	32-13	59-25
More made FTs than Opp.	10-1	82-39	195-58
Overtime Games	1-0	2-2	15-5
Double-overtime games	-	-	2-1
vs. Ranked Opponents (AP)	0-2	7-24	15-58
vs. Unranked Opponents	12-3	101-72	258-148
In November	7-1	33-15	56-30
In December	3-1	26-11	63-27
In January	2-3	22-29	70-55
In February	-	17-27	52-62
In March	-	11-15	30-33
Scores 59 points or less	0-2	6-36	15-79
Scores 60+ points	12-3	103-59	256-126
Scores 70+ points	11-3	81-28	199-51
Scores 80+ points	10-0	48-2	104-6
Scores 90+ points	5-0	17-0	39-1
Scores 100+ points	1-0	3-0	6-0

## YEAR-BY-YEAR RECORDS

Year	Overall		Conference		Con. Tourn.		NCAA		NIT		RS Non-Conf.		Home		Road		Neutral		vs. Top-25	
	W-L	Pct.	W-L	Pct.	W-L	Pct.	W-L	Pct.	W-L	Pct.	W-L	Pct.	W-L	Pct.	W-L	Pct.	W-L	Pct.	W-L	Pct.
VCU																				
2002-03	18-10	.643	12-6	.667	1-1	.500	0-0	.000	0-0	.000	5-3	.625	12-3	.800	5-6	.455	1-1	.500	0-0	.000
2003-04	23-8	.742	14-4	.778	3-0	1.000	0-1	.000	0-0	.000	6-3	.667	12-3	.800	8-4	.667	3-1	.750	0-2	.000
2004-05	19-13	.594	13-5	.722	2-1	.667	0-0	.000	0-1	.000	4-6	.444	11-4	.733	6-8	.429	2-1	.677	0-1	.000
2005-06	19-10	.655	11-7	.611	1-1	.500	0-0	.000	0-0	.000	7-2	.778	12-2	.857	6-7	.462	1-1	.500	0-0	.000
Oklahoma																				
2006-07	16-15	.516	6-10	.375	1-1	.500	0-0	.000	0-0	.000	9-4	.692	12-4	.750	1-8	.111	3-3	.500	1-8	.111
2007-08	23-12	.657	9-7	.563	1-1	.500	1-1	.500	0-0	.000	12-3	.800	14-3	.824	5-6	.455	4-3	.571	3-8	.273
2008-09	30-6	.833	13-3	.813	0-1	.000	3-1	.750	0-0	.000	14-1	.933	16-1	.941	8-3	.727	6-2	.750	4-3	.571
*2009-10	13-18	.419	4-12	.250	0-1	.000	0-0	.000	0-0	.000	9-5	.643	11-4	.733	1-10	.091	1-4	.200	1-4	.200
2010-11	14-18	.438	5-11	.313	1-1	.500	0-0	.000	0-0	.000	8-6	.571	12-4	.750	1-9	.100	1-5	.167	0-8	.000
Pitt																				
2018-19	14-19	.424	3-15	.167	1-1	.500	0-0	.000	0-0	.000	10-3	.769	11-7	.611	0-11	.000	3-1	.750	1-7	.125
2019-20	16-17	.485	6-14	.300	1-1	.500	0-0	.000	0-0	.000	9-2	.818	11-7	.611	2-9	.182	3-1	.750	0-4	.000
2020-21	10-12	.455	6-10	.375	0-1	.000	0-0	.000	0-0	.000	4-1	.800	7-6	.539	3-5	.375	0-1	.000	1-2	.333
2021-22	11-21	.344	6-14	.300	0-1	.000	0-0	.000	0-0	.000	5-6	.455	8-11	.421	3-9	.250	0-1	.000	0-1	.000
2022-23	24-12	.667	14-6	.700	1-1	.500	2-1	.667	-	-	7-4	.636	14-3	.824	7-5	.583	3-4	.429	3-5	.375
2023-24	22-11	.667	12-8	.600	1-1	.500	-	-	-	-	9-2	.818	13-5	.722	7-4	.636	2-2	.500	2-3	.400
2024-25	12-5	.706	3-3	.500	-	-	-	-	-	-	9-2	.818	9-1	.900	2-3	.400	1-1	.500	0-2	.000
Career	271-207	.567	133-135	.496	14-14	.500	6-4	.600	0-1	.000	118-54	.686	174-68	.719	64-107	.374	33-33	.500	15-58	.205

\* Oklahoma vacated 13 regular season wins, including four conference wins, due to use of an ineligible player during the 2009-10 season; vacated wins not included in career totals

2024-25 PITT BASKETBALL CHARTS

Overall Record: 12-5 (Home: 9-1; Road: 2-3; Neutral: 1-1)  
ACC Record: 3-3 (Home: 2-1; Road: 1-2)

Date	Opponent	Time/ Result	Pitt High Scorer	Opponent High Scorer	Pitt High Rebounder	Opponent High Rebounder	Pitt High Assists	Att.
N. 4	RADFORD	W, 96-56	Lowe (21)	Three with (9)	Leggett (11)	Maclin (8)	Lowe (6)	6,579
N. 8	MURRAY STATE	W, 83-68	Lowe (20)	Harcum (15)	Corhen (10)	Applewhite (8)	Lowe (3)	7,537
N. 11	GARDNER-WEBB	W, 83-64	Leggett (21)	Simmons II (12)	G. Diaz Graham (9)	Richards (14)	Lowe & Dunn (5)	6,229
Backyard Brawl								
N. 15	WEST VIRGINIA	W, 86-62	Dunn (23)	Powell (16)	G. Diaz Graham (10)	Harris (6)	Lowe (5)	10,882
Greenbrier Tip-Off								
N. 18	VMI	W, 93-48	Leggett (14)	Holmstrom (15)	Lowe (10)	Bradley (7)	Lowe (10)	6,391
N. 22	[rv/-] + vs. LSU	W, 74-63	Lowe (22)	Reed & Miller (14)	Lowe (8)	Chest (8)	Lowe (6)	1,112#
N. 24	[rv/19] + vs. Wisconsin	L, 81-75	Leggett (17)	Tonje (33)	Leggett (8)	Crowl (9)	Lowe (5)	1,112#
N. 29	[rv/rv] at Ohio State	W, 91-90 •	Lowe (28)	Thornton (24)	Leggett (10)	Parrish (7)	Lowe & Leggett (4)	13,064
ACC/SEC Challenge								
D. 4	[18/rv] at Mississippi State	L, 90-57	Lowe (19)	Murphy (20)	Delalić (6)	Matthews (13)	Lowe (3)	9,492
D. 7	[18/-] at Virginia Tech *	W, 64-59	Lowe (19)	Lawal (16)	G. Diaz Graham (7)	Johnson (6)	Leggett (4)	8,925
D. 11	[rv/-] EASTERN KENTUCKY	W, 96-56	Cummings (30)	Kimble III (16)	Leggett & G. Diaz Graham (6)	Three with (6)	Lowe (12)	5,948
D. 21	[rv/-] SAM HOUSTON	W, 110-78	Austin & Leggett (23)	Huefner (26)	Corhen (6)	Huefner (5)	Lowe (11)	7,164
J. 1	[rv/-] CAL *	W, 86-74	Lowe (27)	Wilkinson (21)	Corhen (11)	Wilkinson (6)	Lowe (8)	7,177
J. 4	[rv/-] STANFORD *	W, 83-68	Leggett (21)	Raynaud (21)	Corhen & Leggett (6)	Raynaud & Blakes (5)	Lowe (5)	8,087
J. 7	[rv/4] at Duke *	L, 76-47	Corhen (11)	Flagg (19)	Corhen (7)	Flagg (10)	Lowe (4)	9,314#
J. 11	[rv/-] LOUISVILLE *	L, 82-78	Lowe (24)	Smith (25)	Dunn (8)	Scott (9)	Lowe (6)	9,065
J. 15	at Florida State *	L, 82-70	Lowe (22)	Watkins (26)	Corhen (9)	Ewin (13)	Lowe (5)	5,784
J. 18	CLEMSON *							
J. 25	at Syracuse *							
J. 28	NORTH CAROLINA *							
F. 1	at Wake Forest *							
F. 3	VIRGINIA *							
F. 8	at North Carolina *							
F. 11	at SMU *							
F. 15	MIAMI *							
F. 18	SYRACUSE *							
F. 22	at Notre Dame *							
F. 25	GEORGIA TECH *							
M. 1	at Louisville *							
M. 5	at NC State *							
M. 8	BOSTON COLLEGE *							

ACC Tournament  
M. 11-15 < ACC Tournament

+ Colonial Hall - Greenbrier Resort  
< Spectrum Center  
\* ACC contest  
[ ] Pitt/Opponent AP Rank  
• Overtime  
# Sellout  
All Game times are Eastern Time Zone  
HOME GAMES IN BOLD CAPS

2024-25 ATTENDANCE FIGURES

Site	Games	Total	Average
Home	10	75,059	7,506
Away	5	46,579	9,316
Neutral	2	2,224	1,112
Total	17	123, 862	7,286

PITT BY THE NUMBERS

Seasons of Men's Basketball	117th
Total Games	2,964
All-time record	1,716-1,248
All-time ACC record (regular season only)	82-128 (10th season)
NCAA Tournament Appearances	27 (last in 2023)
NIT Appearances	9 (last in 2015)
20+ Win Seasons	24 (last in 2024)
30+ Win Seasons	2 (last in 2004)
Overtime Games	111 (61-50)
Pitt 100-Point Games	46 (46-0)
Consecutive games holding opponents under .500 shooting	2
Consecutive games holding opponents under 100 points	246
Consecutive games scoring at least 70 points	2

# TEAM GAME HIGHS & LOWS

		PITT	OPPONENT
Points 1st Half	High Low	52 vs. Sam Houston (12/21/24) 23 at Florida State (1/15/25)	48 by Ohio State (11/29/24) 20 by VMI (11/18/24)
Points 2nd Half	High Low	58 vs. Sam Houston (12/21/24) 23 at Duke (1/7/25)	54, 2x; last by Florida State (1/15/25) 20 by Eastern Kentucky (12/11/24)
Total Points	High Low	110 vs. Sam Houston (12/21/24) 47 at Duke (1/7/25)	90, 2x; last by Mississippi State (12/4/24) 48 by VMI (11/18/24)
FG Made	High Low	38 vs. Sam Houston (12/21/24) 18 at Duke (1/7/25)	37 by Mississippi State (12/4/24) 15 by VMI (11/18/24)
FG Attempted	High Low	67 at Ohio State (11/29/24) 52 vs. California (1/1/25)	70 by Eastern Kentucky (12/11/24) 51 by Stanford (1/4/25)
FG Percentage	High Low	.611 (33-of-54) vs. Eastern Kentucky (12/11/24) .310 (18-of-58) at Duke (1/7/25)	.578 (37-of-64) by Mississippi State (12/4/24) .250 (15-of-60) by VMI (11/18/24)
3-Pt. FG Made	High Low	16 vs. Sam Houston (12/21/24) 5 vs. Wisconsin (11/24/24)	13 by Louisville (1/11/25) 5, 3x; last by Wisconsin (11/24/24)
3-Pt. FG Att.	High Low	31 vs. Sam Houston (12/21/24) 18 vs. California (1/1/25)	35 by Louisville (1/11/25) 17 by Gardner-Webb (11/11/24)
3Pt. FG Pct.	High Low	.516 (16-of-31) vs. Sam Houston (12/21/24) .214 (6-of-28) at Virginia Tech (12/7/24)	.550 (11-of-20) 2x; last by Duke (1/7/25) .207 (6-of-29) by West Virginia (11/15/24)
FT Made	High Low	26 vs. California (1/1/25) 5 at Duke (1/7/25)	28 by Florida State (1/15/24) 3 by Eastern Kentucky (12/11/24)
FT Attempted	High Low	34 vs. California (1/1/25) 8 at Duke (1/7/25)	33 by Florida State (1/15/25) 5 by Eastern Kentucky (12/11/24)
FT Percentage	High Low	1.000 (12-of-12) at Virginia Tech (12/7/24) .625 (5-of-8) at Duke (1/7/25)	.885 (23-of-26) by Stanford (1/4/25) .467 (7-of-15) by Louisville (1/11/25)
Off. Rebounds	High Low	16 at Ohio State (11/29/24) 5, 2x; last vs. Louisville (1/11/25)	17 by Louisville (1/11/25) 5 by West Virginia (11/15/24)
Def. Rebounds	High Low	37 vs. West Virginia (11/15/24) 13 at Mississippi State (12/4/24)	33 by Mississippi State (12/4/24) 14 by Stanford (1/4/25)
Total Rebounds	High Low	47 vs. VMI (11/18/24) 26 at Duke (1/7/25)	49 by Mississippi State (12/4/24) 23 by Stanford (1/4/25)
Assists	High Low	25 vs. VMI (11/18/24) 8 at Mississippi State (12/4/24)	21 by Ohio State (11/29/24) 6, 3x; last by Sam Houston (12/21/24)
Blocked Shots	High Low	8 vs. Radford (11/4/24) 0 vs. Wisconsin (11/24/24)	7 by Florida State (1/15/25) 0, 3x; last by Sam Houston (12/21/24)
Steals	High Low	11, 2x; last at Duke (1/7/25) 1 vs. Wisconsin (11/24/24)	9, 2x; last by Florida State (1/15/25) 3, 2x; by Wisconsin (11/24/24)
Turnovers	High Low	17 at Florida State (1/15/25) 8, 4x; last vs. California (1/1/25)	17, 2x; last by Virginia Tech (12/7/24) 6, 2x; last by California (1/1/25)
Personal Fouls	High Low	24, 2x; last at Florida State (1/15/25) 11, 3x; last vs. Eastern Kentucky (12/11/24)	26 by Murray State (11/8/24) 11 by Mississippi State (12/4/24)

# INDIVIDUAL GAME HIGHS & LOWS

		PITT	OPPONENT
Points		30, Brandin Cummings vs. Eastern Kentucky (12/11/24)	33, John Tonje, Wisconsin (11/24/24)
FG Made		10, Brandin Cummings vs. Eastern Kentucky (12/11/24)	11, John Tonje, Wisconsin (11/24/24)
FG Attempted		23, Jaland Lowe vs. California (1/1/25)	19, John Tonje, Wisconsin (11/24/24)
3-Pt. FG Made		6, Brandin Cummings vs. Eastern Kentucky (12/11/24)	7, Reyne Smith, Louisville (1/11/25)
3-Pt. FG Attempted		9, 4x; last Jaland Lowe & Zack Austin vs. Sam Houston (12/21/24)	11, Reyne Smith, Louisville (1/11/25)
FT Made		13, Jaland Lowe vs. Louisville (1/11/25)	11, Jamir Watkins, Florida State (1/15/25)
FT Attempted		13, Jaland Lowe vs. Louisville (1/11/25)	12, 3x; last Jamir Watkins, Florida State (1/15/25)
Rebounds		11, 2x; last Cameron Corhen vs. California (1/1/25)	14, Isaiah Richards, Gardner-Webb (11/11/24)
Offensive Rebounds		5, Cameron Corhen vs. Murray State (11/8/24)	5, Cameron Matthews, Mississippi State (12/4/24)
Defensive Rebounds		10, Jaland Lowe vs. VMI (11/18/24)	10, Isaiah Richards, Gardner-Webb (11/11/24)
Assists		12, Jaland Lowe vs. Eastern Kentucky (12/11/24)	10, Bruce Thornton, Ohio State (11/29/24)
Turnovers		8, Jaland Lowe at Florida State (1/15/25)	6, Jordan Sears, LSU (11/22/24)
Blocked Shots		5, Zack Austin vs. Murray State (11/8/24)	4, Taylor Bol Bowen, Florida State (1/15/25)
Steals		5, Ishmael Leggett vs. LSU (11/22/24)	4, 2x; last Chucky Hepburn, Louisville (1/11/25)
Minutes		42:17, Ishmael Leggett at Ohio State (11/29/24)	45:00, Bruce Thornton, Ohio State (11/29/24)



GAME-BY-GAME COMPARISON

Opponent	1st Half	2nd Half (OT)	Final	FG	FG PCT	3FG	3FG PCT	FT	FT PCT	REB	ASTS	TO	BLKS	STLS	FOULS
RADFORD	45-27	51-29	96-56	36-65/18-58	.554/.310	8-23/5-19	.348/.263	16-21/15-20	.762/.750	42/34	18/7	8/14	8/3	11/4	18/21
MURRAY STATE	41-39	42-29	83-68	27-53/24-55	.509/.436	8-19/6-21	.421/.286	21-33/14-21	.636/.667	36/31	9/10	9/13	7/2	8/8	17/26
GARDNER-WEBB	38-23	45-41	83-64	31-66/25-63	.470/.397	9-30/7-17	.300/.412	12-15/7-13	.800/.538	40/40	18/8	9/17	6/5	10/4	13/16
WEST VIRGINIA	44-22	42-40	86-62	28-58/24-62	.483/.387	10-27/6-29	.370/.207	20-27/8-15	.741/.533	45/33	13/10	11/8	3/5	3/6	14/22
VMI	39-20	54-28	93-48	35-64/15-60	.547/.250	12-28/6-24	.429/.250	11-14/12-18	.786/.667	47/31	25/6	8/15	7/3	10/3	18/15
vs. LSU	27-28	47-35	74-63	24-54/22-59	.444/.373	7-24/5-21	.292/.238	19-22/14-20	.864/.700	36/35	13/9	13/15	6/1	10/5	20/20
vs. [19/25] Wisconsin	34-27	41-54	75-81	30-60/29-60	.500/.483	5-23/5-20	.217/.250	10-13/18-22	.769/.818	29/33	11/12	8/6	0/0	1/3	19/16
at [rv/rv] Ohio State	39-48	38-29 [14-13]	91-90	30-67/30-58	.448/.517	8-24/11-20	.333/.550	23-30/19-29	.767/.655	36/29	10/21	11/11	2/3	5/5	24/20
at [rv/rv] Mississippi State	25-47	32-43	57-90	20-64/37-64	.313/.578	8-26/7-21	.308/.333	9-13/9-13	.692/.692	27/49	8/18	11/14	2/6	9/8	11/11
at Virginia Tech *	28-36	36-23	64-59	23-56/23-53	.411/.434	6-28/8-25	.214/.320	12-12/5-7	1.000/.714	31/30	10/13	12/17	5/0	7/4	11/17
EASTERN KENTUCKY	39-36	57-20	96-56	33-54/23-70	.611/.329	11-23/7-28	.478/.250	19-25/3-5	.760/.600	39/33	21/6	10/13	5/2	7/6	11/19
SAM HOUSTON	52-40	58-38	110-78	38-65/30-56	.585/.536	16-31/7-23	.516/.304	18-23/11-20	.783/.550	36/24	23/6	10/12	1/0	5/6	21/18
CAL *	38-42	48-32	86-74	26-52/22-55	.500/.400	8-18/6-21	.444/.286	26-34/24-29	.765/.828	33/33	16/13	8/6	4/3	3/5	20/22
STANFORD *	38-30	45-38	83-68	31-55/18-51	.564/.353	7-19/9-28	.368/.321	14-15/23-26	.933/.885	34/23	12/15	15/11	7/4	8/9	16/17
at [4/4] Duke *	24-34	23-42	47-76	18-58/26-52	.310/.500	6-20/11-20	.300/.550	5-8/13-18	.625/.722	26/41	9/17	11/14	6/4	11/1	12/17
LOUISVILLE *	34-35	44-47	78-82	24-55/31-68	.436/.456	10-21/13-35	.476/.371	20-22/7-15	.909/.467	31/44	13/14	9/11	5/1	7/6	14/17
at Florida State *	23-28	47-54	70-82	21-56/24-56	.375/.429	8-21/6-19	.381/.316	20-22/28-33	.909/.848	31/37	10/13	17/15	1/7	9/9	24/18
CLEMSON *															
at Syracuse *															
NORTH CAROLINA *															
at Wake Forest *															
VIRGINIA *															
at North Carolina *															
at SMU *															
MIAMI *															
SYRACUSE *															
at Notre Dame *															
GEORGIA TECH *															
at Louisville *															
at NC State *															
BOSTON COLLEGE *															

[ ] AP / Coaches Poll Ranking

GAME-BY-GAME SPECIALTY STATS

Opponent	Points in the Paint		Points Off Turnovers		2nd Chance Points		Fast Break Points		Bench Scoring	
	Pitt	Opp	Pitt	Opp	Pitt	Opp	Pitt	Opp	Pitt	Opp
RADFORD	50	16	21	10	10	6	24	1	23	27
MURRAY STATE	30	28	20	4	8	11	12	11	5	21
GARDNER-WEBB	38	32	19	8	7	15	19	8	20	24
WEST VIRGINIA	32	34	12	12	8	4	6	8	16	36
VMI	40	18	20	5	11	18	27	0	32	18
vs. LSU	30	34	11	12	10	11	8	11	13	27
vs. [19/25] Wisconsin	44	46	11	10	4	11	6	11	19	10
at [rv/rv] Ohio State	36	34	18	17	20	14	4	4	31	17
at [rv/rv] Mississippi State	14	52	4	15	12	24	2	11	27	36
at Virginia Tech *	28	26	17	10	6	11	6	6	4	10
EASTERN KENTUCKY	44	28	14	13	8	18	26	3	45	12
SAM HOUSTON	42	32	17	15	18	7	20	6	23	22
CAL *	26	26	8	10	5	17	2	13	11	28
STANFORD *	40	10	8	15	12	9	4	5	15	29
at [4/4] Duke *	20	28	10	20	11	5	7	9	16	6
LOUISVILLE *	26	36	10	13	7	22	20	15	19	7
at Florida State *	20	26	20	10	9	10	5	12	23	8
CLEMSON *										
at Syracuse *										
NORTH CAROLINA *										
at Wake Forest *										
VIRGINIA *										
at North Carolina *										
at SMU *										
MIAMI *										
SYRACUSE *										
at Notre Dame *										
GEORGIA TECH *										
at Louisville *										
at NC State *										
BOSTON COLLEGE *										

[ ] AP / Coaches Poll Ranking

GAME-BY-GAME CHART

Opponent	Jersey	Tip	Largest Pitt Lead	Largest Pitt Deficit	No. of Ties	No. of Lead Changes	Pitt Led For	Opp Led For	Game Tied For	Pitt's First Sub
RADFORD	White	Radford	40	0	2	0	36:27	0:00	3:33	Austin
MURRAY STATE	White	Pitt	16	3	5	8	33:34	2:55	3:31	Austin
GARDNER-WEBB	White	Pitt	27	0	0	0	39:20	0:00	0:40	Austin
WEST VIRGINIA	White	Pitt	31	0	2	0	39:17	0:00	0:43	Austin
VMI	White	Pitt	47	0	0	0	39:43	0:00	0:17	Austin
vs. LSU	White	Pitt	13	1	3	2	37:14	0:42	2:04	Austin
vs. [19/25] Wisconsin	White	Wisconsin	14	7	5	8	26:47	10:23	2:50	Austin
at [rv/rv] Ohio State	Blue	Ohio State	5	12	3	11	7:29	35:27	2:04	Austin
at [rv/rv] Mississippi State	Gold	Miss. State	0	35	0	0	0:00	39:24	0:36	Austin
at Virginia Tech *	Blue	Virginia Tech	5	8	6	5	2:45	30:57	6:08	Cummings
EASTERN KENTUCKY	White	Pitt	40	3	3	3	31:36	5:00	3:24	Cummings
SAM HOUSTON	White	Pitt	35	0	0	0	39:26	0:00	0:34	Cummings
CAL *	White	Cal	17	16	3	3	18:04	20:08	1:48	Delalić
STANFORD *	White	Pitt	21	9	3	4	26:07	9:54	3:59	Cummings
at [4/4] Duke *	Blue	Pitt	1	29	1	4	1:54	37:22	0:42	Dunn
LOUISVILLE *	White	Pitt	8	6	4	10	12:48	22:43	4:29	Dunn
at Florida State *	Black	Pitt	2	16	3	2	0:27	34:00	5:33	G. Diaz Graham
CLEMSON *										
at Syracuse *										
NORTH CAROLINA *										
at Wake Forest *										
VIRGINIA *										
at North Carolina *										
at SMU *										
MIAMI *										
SYRACUSE *										
at Notre Dame *										
GEORGIA TECH *										
at Louisville *										
at NC State *										
BOSTON COLLEGE *										

[ ] AP / Coaches Poll Ranking

PLAYER SEASON & CAREER HIGHS

2024-25			CAREER			2024-25			CAREER		
0 - Amdy Ndiaye						11 - Marlon Barnes, Jr.					
Pts	2 vs. Radford (11/4/24)			same		Pts	-			-	
Rebs	3 vs. Radford (11/4/24)			same		Rebs	1, 2x; last vs. Stanford (1/4/25)			same	
Asts	-			-		Asts	1, 2x; last vs. Eastern Kentucky (12/11/24)			same	
Blks	-			-		Blks	-			-	
Stls	1 vs. Gardner-Webb (11/11/24)			same		Stls	-			-	
Mins	6 vs. Eastern Kentucky (12/11/24)			same		Mins	3 vs. Radford (11/4/24)			same	
1 - Damian Dunn						15 - Jaland Lowe					
Pts	23 vs. West Virginia (11/15/24)			38 vs. Vanderbilt (11/15/22)		Pts	28 at Ohio State (11/29/24)			same	
Rebs	8 vs. Louisville (1/11/25)			9 vs. South Florida (3/6/22)		Rebs	10 vs. VMI (11/18/24)			same	
Asts	5 vs. Gardner-Webb (11/11/24)			8 at Memphis (2/12/23)		Asts	12 vs. Eastern Kentucky (12/11/24)			same	
Blks	-			2 vs. Villanova (11/11/22)		Blks	1, 5x; last vs. California (1/1/25)			1, 7x; last vs. California (1/1/25)	
Stls	3 vs. VMI (11/18/24)			3, 2x; last vs. VMI (11/18/24)		Stls	4, 2x; last vs. Stanford (1/4/25)			same	
Mins	36 vs. Murray State (11/8/24)			43 vs. Wagner (11/7/22)		Mins	42 at Ohio State (11/29/24)			same	
2 - Cameron Corhen						25 - Guillermo Diaz Graham					
Pts	19 vs. California (1/1/25)			25 at Pitt (3/5/24)		Pts	13 vs. VMI (11/18/24)			23 vs. Jacksonville (11/17/23)	
Rebs	11 vs. California (1/1/25)			12 vs. Georgia Tech (3/7/23)		Rebs	10 vs. West Virginia (11/15/24)			10, 2x; last vs. West Virginia (11/15/24)	
Asts	3 vs. LSU (11/22/24)			3, 3x; last vs. LSU (11/22/24)		Asts	3, 3x; last vs. Stanford (1/4/25)			4, 2x; last vs. South Carolina St. (12/16/23)	
Blks	3, 2x; last at Duke (1/7/25)			same		Blks	4 vs. LSU (11/22/24)			5 vs. Louisville (2/7/23)	
Stls	2, 3x; last at Duke (1/7/25)			3, 2x; last vs. Boston College (2/18/23)		Stls	2 vs. Sam Houston (12/21/24)			5 vs. Duke (1/9/24)	
Mins	37 at Duke (1/7/25)			same		Mins	33 vs. Stanford (1/4/25)			37 vs. Mississippi State (3/14/23)	
3 - Brandin Cummings						31 - Jorge Diaz Graham					
Pts	30 vs. Eastern Kentucky (12/11/24)			same		Pts	17 at Florida State (1/15/25)			same	
Rebs	4 vs. California (1/1/25)			same		Rebs	3 vs. Stanford (1/4/25)			8 vs. Alabama State (11/20/22)	
Asts	3, 2x; last vs. California (1/1/25)			same		Asts	1, 3x; last vs. Sam Houston (12/21/24)			3 vs. South Carolina St. (12/16/23)	
Blks	1 vs. Radford (11/4/24)			same		Blks	1, 3x; last at Florida State (1/15/25)			4 vs. Louisville (2/7/23)	
Stls	2 at Mississippi State (12/4/24)			same		Stls	2 vs. Radford (11/4/24)			4 vs. Michigan (11/16/22)	
Mins	38 vs. California (1/1/25)			same		Mins	18 at Florida State (1/15/25)			25 vs. FDU (11/22/22)	
4 - Papa Amadou Kante						52 - Amsal Delalić					
Pts	12 at Ohio State (11/29/24)			same		Pts	9 vs. Wisconsin (11/24/24)			same	
Rebs	4 at Ohio State (11/29/24)			same		Rebs	6, 2x; last vs. California (1/1/25)			same	
Asts	2 at Mississippi State (12/4/24)			same		Asts	4 vs. VMI (11/18/24)			same	
Blks	1, 5x; last vs. California (1/1/25)			same		Blks	1 vs. VMI (11/18/24)			same	
Stls	1, 4x; last vs. California (1/1/25)			same		Stls	1, 4x; last vs. California (1/1/25)			same	
Mins	19 at Mississippi State (12/4/24)			same		Mins	37 at Ohio State (11/29/24)			same	
5 - Ishmael Leggett						55 - Zack Austin					
Pts	23 vs. Sam Houston (12/21/24)			34, vs. Tulane (11/22/22)		Pts	23 vs. Sam Houston (12/21/24)			26, 2x; last at Radford (1/21/23)	
Rebs	11 vs. Radford (11/4/24)			14, vs. St. Bonaventure (1/11/23)		Rebs	8 vs. Murray State (11/8/24)			16 vs. Hampton (3/2/22)	
Asts	4, 5x; last at Florida State (1/15/25)			5, 4x; last vs. South Carolina St. (12/16/23)		Asts	2 vs. VMI (11/18/24)			6 vs. Charleston Southern (2/4/23)	
Blks	1, 4x; last vs. Stanford (1/4/25)			2, 2x; last vs. South Carolina St. (12/16/23)		Blks	5 vs. Murray State (11/8/24)			7 vs. Howard (11/20/21)	
Stls	5 vs. LSU (11/22/24)			5, 2x; last vs. LSU (11/22/24)		Stls	3 vs. Louisville (1/11/25)			4, 2x; last at Louisville (1/6/24)	
Mins	42 at Ohio State (11/29/24)			43 vs. George Washington		Mins	38, 2x; last vs. Louisville (1/1/125)			47 vs. Furman (11/30/21)	

# THE LAST TIME IT HAPPENED ...

## TEAM

### Pitt Was Ranked (AP Poll)

No. 1	Feb. 23, 2009
Top 5 (2-5)	No. 4 on March 14, 2011
Top 10 (6-10)	No. 6 on Dec. 27, 2010
Top 25 (11-25)	No. 18 on Dec. 2, 2024

### Pitt Played a Ranked Opponent (AP Poll)

No. 1	at Louisville on Dec. 6, 2019
Top 5	vs. No. 4 Duke on Jan. 7, 2025
Top 10	at No. 7 Duke on Jan. 20, 2024
Top 25	vs. No. 19 Wisconsin on Nov. 24, 2024

### Pitt Defeated a Ranked Opponent (AP Poll)

No. 1	vs. Connecticut (70-60) on March 7, 2009
Top 5	vs. No. 3 Syracuse (74-66) on Jan. 17, 2011
Top 10	vs. No. 7 Duke (80-76) on Jan. 20, 2024
Top 25	at No. 21 Virginia (74-63) on Feb. 13, 2024

### Pitt Lost To a Ranked Opponent (AP Poll)

No. 1	at Louisville (64-46) on Dec. 6, 2019
Top 5	vs. No. 4 Duke (76-47) on Jan. 7, 2025
Top 10	vs. No. 8 North Carolina (70-57) on Jan. 2, 2024
Top 25	vs. No. 19 Wisconsin (81-75) on Nov. 24, 2024

### Pitt Faced No. 1 (AP Poll)

Home	vs. Virginia (L, 66-37) on Feb. 24, 2018
Road	at Louisville (64-46) on Dec. 6, 2019
Neutral	vs. Florida (L, 61-45) on March 22, 2014

### 100 Points by a Team

By Pitt	110, vs. Sam Houston (12/21/24)
By Opponent	106, Louisville (1/24/17)

### 40+ Point Win

By Pitt	40 [96-56], vs. Eastern Kentucky (12/11/24)
By Opponent	55 [106-51], vs. Louisville (1/24/17)

### 30-39 Point Win

By Pitt	32 [110-78], vs. Sam Houston (12/21/24)
By Opponent	33 [90-57], at Mississippi State (12/4/24)

### 20-29 Point Win

By Pitt	24 [86-62], vs. West Virginia (11/15/24)
By Opponent	29 [76-47], at Duke (1/7/25)

### Overtime Game

Pitt Win	91-90, at Ohio State (11/29/24)
Pitt Loss	73-68, vs. Louisville (1/14/20)

### Double Overtime Game

Pitt Win	93-90, vs Eastern Michigan (11/11/16)
Pitt Loss	95-89, vs. Oklahoma State (12/21/06)

### Triple Overtime Game

Pitt Win	98-95, vs. West Virginia (2/12/10)
Pitt Loss	74-73, at George Washington (1/10/76)

### Won The Game In The Final Seconds

By Pitt	Zack Austin three-pointers with 0.4 seconds remaining in 91-90 overtime win at Ohio State
By Opponent	Tyrin Lawrence two free throws with 1.1 seconds remaining give Vanderbilt a 75-74 win

### Five or More Players in Double-Digit Scoring

By Pitt	5, vs. Sam Houston (12/21/24)
By Opponent	5, Duke (1/7/25)

### Made 40-49 Field Goals

By Pitt	40, vs. NC A&T (11/6/23)
By Opponent	41, UCLA (2/2/91)

### Made Fewer Than 20 Field Goals

By Pitt	18, at Duke (1/7/25)
By Opponent	18, Stanford (1/4/25)

### Had 70-79 Field Goal Attempts

By Pitt	72, vs. Jacksonville (11/17/23)
By Opponent	70, Eastern Kentucky (12/11/24)

### Had 80-89 Field Goal Attempts

By Pitt	83, vs. Wake Forest (2/16/16)
By Opponent	89, Villanova (3/4/98)

### Had 90-99 Field Goal Attempts

By Pitt	92, vs. Houston Baptist (11/9/07)
By Opponent	95, West Virginia (1/18/67)

### Had 35 or Fewer Field Goal Attempts

By Pitt	35, vs. Cincinnati (12/17/13)
By Opponent	34, Notre Dame (3/11/10)

### Shot Over 60 Percent From The Field

By Pitt	.611 [33-of-54], vs. Eastern Kentucky (12/11/24)
By Opponent	.600 [31-of-51], Wake Forest (2/20/24)

### Shot Over 70 Percent From The Field

By Pitt	.717 [33-of-46], at DePaul (3/9/13)
By Opponent	.700 [42-of-60], Syracuse (2/4/89)

### Shot Less Than 30 Percent From The Field

By Pitt	.290 [18-of-62] at Wake Forest (2/20/24)
By Opponent	.250 [15-of-60], VMI (11/18/24)

### Made 10+ Three-Point Field Goals

By Pitt	16, vs. Sam Houston (12/21/24)
By Opponent	13, Louisville (1/11/25)

### Made 15+ Three-Point Field Goals

By Pitt	16, vs. Sam Houston (12/21/24)
By Opponent	15, Wake Forest (2/2/22)

### Made 0 Three-Point Field Goals

By Pitt	at Georgia Tech (3/5/16)
By Opponent	Louisville (2/11/15)

### Had 30+ Three-Point Field Goal Attempts

By Pitt	31 vs. Sam Houston (12/21/24)
By Opponent	35, Louisville (1/11/25)

### Shot Over 60 Percent From The Three-Point Line

By Pitt	.636 [14-of-22], at Northwestern (11/28/22)
By Opponent	.632 [12-of-19], Syracuse (3/14/13)

### Shot Over 70 Percent From The Three-Point Line

By Pitt	.727 [8-of-11], vs. Connecticut (3/10/11)
By Opponent	.700 [7-of-10], Georgetown (1/20/10)

### Shot Over 80 Percent From The Three-Point Line

By Pitt	.833 [5-of-6], vs. Providence (2/11/90)
By Opponent	-

### Shot Less Than 20 Percent From Three-Point Line

By Pitt	.192 [5-of-26] vs. Syracuse (1/16/24)
By Opponent	.150 [3-of-20], Virginia Tech (2/24/24)

### Made 30-39 Free Throws

By Pitt	38, vs Florida State (1/14/19)
By Opponent	33, Wichita State (3/21/13)

### Made 40+ Free Throws

By Pitt	42, vs. Oklahoma (1/15/89)
By Opponent	42, St. John's (3/9/95)

### Made 5 Or Fewer Free Throws

By Pitt	5, at Duke (1/7/25)
By Opponent	3, Eastern Kentucky (12/11/24)

### Had 40-49 Free Throw Attempts

By Pitt	46, vs. Florida State (1/14/19)
By Opponent	40, Florida State (2/18/18)

### Had 50+ Free Throw Attempts

By Pitt	50, vs. Seton Hall (2/8/97)
By Opponent	-

### Shot Over 90 Percent From The Foul Line

By Pitt	.909 [20-of-22], at Florida State (1/15/25)
By Opponent	.950 [19-of-20], Wake Forest (2/20/24)

### Shot 100 Percent From The Foul Line

By Pitt	12-of-12, at Virginia Tech (12/7/24)
By Opponent	10-of-10, Canisius (12/9/23)

### Had 50-59 Rebounds

By Pitt	54, vs. Purdue Fort Wayne (12/20/23)
By Opponent	51, North Carolina (1/2/24)

### Had 60+ Rebounds

By Pitt	60, vs. VMI (12/6/11)
By Opponent	74, West Virginia (2/12/64)

### Five Players Fouled Out

By Pitt	vs. Villanova (2/7/86)
By Opponent	Seton Hall (2/9/85)

### Had 20-29 Assists

By Pitt	23, vs. Sam Houston (12/21/24)
By Opponent	21, Ohio State (11/29/24)

### Had 30+ Assists

By Pitt	30, vs. Virginia Tech (1/31/16)
By Opponent	31, UCLA (2/2/91)

### Had 10+ Blocked Shots

By Pitt	13 vs. Louisville (2/7/23)
By Opponent	12, Vanderbilt (12/7/22)

### Had 15+ Steals

By Pitt	15, vs. Binghamton (12/20/19)
By Opponent	17, West Virginia (11/12/21)

### Had 20+ Turnovers

By Pitt	20, vs. Miami (2/22/22)
By Opponent	22, Georgia Tech (2/8/20)

### Had 30+ Turnovers

By Pitt	32, at West Virginia (11/12/21)
By Opponent	31, Carnegie Mellon (12/16/96)

### Committed 10 Or Fewer Turnovers

By Pitt	9, vs. Louisville (1/11/25)
By Opponent	6, California (1/1/25)



# THE LAST TIME IT HAPPENED ...

## INDIVIDUAL

<b>30-39 Points by a Player</b>	
By Pitt	30, Brandin Cummings vs. Eastern Kentucky (12/11/24)
By Opp.	30, Quinten Post, Boston College (3/2/24)
<b>40+ Points by a Player</b>	
By Pitt	41, Blake Hinson vs. Louisville (2/17/24)
By Opp.	41, T.J. Warren, NC State (3/3/14)
<b>Two Players Scored 30 or More Points</b>	
By Pitt	Jamel Artis (30) and Michael Young (30) vs. Marshall (12/28/16)
By Opp.	Kenny Anderson (32) and Dennis Scott (30), Georgia Tech (12/28/89)
<b>Two Players Scored 20 or More Points</b>	
By Pitt	Zack Austin (23) and Ishmael Leggett (23) vs. Sam Houston (12/21/24)
By Opp.	Quinn Slazinski (22) and Jesse Edwards (20), West Virginia (12/6/23)
<b>Three Players Scored 20 or More Points</b>	
By Pitt	Justin Champagnie (24), Xavier Johnson (23) and Ithiel Horton (20) vs. Syracuse (1/16/21)
By Opp.	C.J Burks (25), Stevie Browning (22) and Ryan Taylor (22), Marshall (12/28/16)
<b>10+ Field Goals Made by a Player</b>	
By Pitt	10, Brandin Cummings vs. Eastern Kentucky (12/11/24)
By Opp.	10, Cameron Huefner, Sam Houston (12/21/24)
<b>15+ Field Goals Made by a Player</b>	
By Pitt	15, Jamel Artis at Louisville (1/11/17)
By Opp.	16, T.J. Warren, NC State (3/3/14)
<b>20-29 Field Goal Attempts by a Player</b>	
By Pitt	23, Jaland Lowe vs. California (1/1/25)
By Opp.	22, Quinten Post, Bosotn College (3/2/24)
<b>Player Shot 1.000 With 5+ Field Goal Attempts</b>	
By Pitt	5-of-5, Jorge Diaz Graham, vs. NC A&T (1/6/23)
By Opp.	6-of-6, Dallas Walton, Wake Forest (2/2/22)
<b>Player Shot .800 With 10+ Field Goal Attempts</b>	
By Pitt	8-of-10 (.800), Blake Hinson at Duke (1/20/24)
By Opp.	8-of-10 (.800), KeShawn Murphy, Miss. State (12/4/24)
<b>Player Shot .900 With 10+ Field Goal Attempts</b>	
By Pitt	9-of-10 (.900), Talib Zanna at Clemson (1/21/14)
By Opp.	11-of-12 (.917), Kyle Filipowski, Duke (1/9/24)
<b>5+ 3pt Field Goals Made by a Player</b>	
By Pitt	5, Zack Austin vs. Sam Houston (12/21/24)
By Opp.	7, Reyne Smith, Louisville (1/11/25)
<b>10+ 3pt Field Goal Attempts by a Player</b>	
By Pitt	11, Blake Hinson vs. Florida State (3/5/24)
By Opp.	7, Reyne Smith, Louisville (1/11/25)
<b>Player Shot .800 With 5+ 3pt Field Goal Attempts</b>	
By Pitt	.800 [4-of-5], Jorge Diaz Graham at Florida State (1/15/25)
By Opp.	.800 [4-of-5], Joey Baker, Michigan (11/16/22)
<b>10+ Free Throws Made by a Player</b>	
By Pitt	13, Jaland Lowe vs. Louisville (1/11/25)
By Opp.	11, Jamir Watkins, Florida State (1/15/25)

<b>15+ Free Throws Made by a Player</b>	
By Pitt	15, John Hugley vs. Boston College (1/8/22)
By Opp.	16, Michael Sweetney, Georgetown (1/19/02)
<b>10+ Free Throws Attempted by a Player</b>	
By Pitt	10, Jaland Lowe at Florida State (1/15/25)
By Opp.	12, Jamir Watkins, Florida State (1/15/25)
<b>15+ Free Throws Attempted by a Player</b>	
By Pitt	15, John Hugley vs. NC State (2/12/22)
By Opp.	15, Qadir Copeland, Syracuse (12/30/23)
<b>Player Shot 1.000 With 10+ Free Throw Attempts</b>	
By Pitt	13-of-13, Jaland Lowe vs. Louisville (1/11/25)
By Opp.	10-of-10, John Tonje, Wisconsin (11/24/24)
<b>10+ Rebounds by a Player</b>	
By Pitt	11, Cameron Corhen vs. California (1/1/25)
By Opp.	13, Malique Ewin, Florida State (1/15/25)
<b>15+ Rebounds by a Player</b>	
By Pitt	18, John Hugley vs. Syracuse (1/25/21)
By Opp.	15, Harrison Ingram, North Carolina (1/2/24)
<b>20+ Rebounds by a Player</b>	
By Pitt	21, Justin Champagnie vs. Gardner-Webb (12/12/20)
By Opp.	21, Mike Davis, Maryland (2/15/77)
<b>Two Players with 10 or More Rebounds</b>	
By Pitt	Carlton Carrington (12) and Federiko Federiko (10) vs. NC A&T (11/6/23)
By Opp.	Cameron Matthews (13) and Michael Nwoko (11) Mississippi State (12/4/24)
<b>5+ Offensive Rebounds by a Player</b>	
By Pitt	5, Cameron Corhen vs. Murray State (11/8/24)
By Opp.	5, Cameron Matthews, Mississippi State (12/4/24)
<b>10+ Defensive Rebounds by a Player</b>	
By Pitt	10, Jaland Lowe vs. VMI (11/18/24)
By Opp.	10, Isaiah Richards, Gardner-Webb (11/11/24)
<b>10+ Assists by a Player</b>	
By Pitt	11, Jaland Lowe vs. Sam Houston (12/21/24)
By Opp.	10, Bruce Thornton, Ohio State (11/29/24)
<b>5+ Blocked Shots by a Player</b>	
By Pitt	5, Zack Austin vs. Murray State (11/8/24)
By Opp.	5, Ryan Dunn, Virginia (2/13/24)
<b>5+ Steals by a Player</b>	
By Pitt	5, Ishmael Leggett vs. LSU (11/22/24)
By Opp.	6, Ja'von Franklin, Georgia Tech (3/8/23)
<b>Double-Double by a Player</b>	
By Pitt	19/11, Cameron Corhen vs. California (1/1/25)
By Opp.	18/13, Malique Ewin, Florida State (1/15/25)
<b>Two Players with Double-Doubles in a Game</b>	
By Pitt	13/10, Federiko Federiko vs. NC A&T (11/6/23)
	18/12/10, Carlton Carrington vs. NC A&T (11/6/23)
By Opp.	15/12, Ian Schieffelin, Clemson (2/27/24)
	15/10, PJ Hall, Clemson (2/27/24)

<b>20 - 20 Games (Points - Rebounds)</b>	
By Pitt	24/21, Justin Champagnie vs. Gardner-Webb (12/12/20)
By Opp.	42/20, Bruce King, Iowa (12/30/76)
<b>20 - 10 Game (Points - Rebounds)</b>	
By Pitt	21/10, Ishmael Leggett at Ohio State (11/29/24)
By Opp.	26/10, Kyle Filipowski, Duke (1/9/24)
<b>20 - 10 Game (Points - Assists)</b>	
By Pitt	21/10, Xavier Johnson vs. Louisville (1/9/19)
By Opp.	24/10, Bruce Thornton, Ohio State (11/29/24)
<b>30 - 10 Game (Points - Rebounds)</b>	
By Pitt	32/13, John Hugley vs. Boston College (1/8/22)
By Opp.	30/12, Quinten Post, Boston College (3/2/24)
<b>Triple-Double by a Player^</b>	
By Pitt	11/10/10, Jaland Lowe vs. VMI (11/18/24)
By Opp.	14/10/11, Mike Griffin, Syracuse (2/27/01)

\*Double-doubles are points and rebounds unless otherwise indicated  
^Triple-doubles are points, rebounds, and assists

PITT MISCELLANEOUS STATISTICS

Games as Leading Scorer		Four-Point Plays	
Jaland Lowe	9	Opponent	3
Ishmael Leggett	5	Pitt	0
Damian Dunn	1		
Zack Austin	1	Three-Point Plays	
Brandin Cummings	1	Opponent	13
Cameron Corhen	1	Pitt	28
Games as Leading Rebounder		Cameron Corhen	8
Cameron Corhen	6	Jaland Lowe	7
Ishmael Leggett	5	Ishmael Leggett	5
Guillermo Diaz Graham	4	Damian Dunn	2
Jaland Lowe	2	Papa Amadou Kante	2
Damian Dunn	1	Brandin Cummings	2
Amsal Delalić	1	Guillermo Diaz Graham	1
		Jorge Diaz Graham	1
Games Leading in Assists		Dunks	
Jaland Lowe	16	Opponent	35
Ishmael Leggett	2	Pitt	51
Damian Dunn	1		
30+ Point Scoring Games		Cameron Corhen	27
Brandin Cummings	1	Zack Austin	10
		Guillermo Diaz Graham	8
20+ Point Scoring Games		Brandin Cummings	3
Jaland Lowe	7	Ishmael Leggett	2
Ishmael Leggett	5	Papa Amadou Kante	1
Damian Dunn	1		
Zack Austin	1	Technical Fouls / Flagrant 1s	
Brandin Cummings	1	Opponent	6
		Pitt	7
Double-Figure Scoring Games		Damian Dunn	2
Ishmael Leggett	14	Bench	1
Jaland Lowe	14	Zack Austin	1
Cameron Corhen	11	Cameron Corhen	1
Zack Austin	6	Jaland Lowe	1
Damian Dunn	6	Papa Amadou Kante	1
Brandin Cummings	5		
Guillermo Diaz Graham	5	Largest Halftime Lead	
Jorge Diaz Graham	2	22 (44-22) vs. West Virginia (11/15/24)	
Papa Amadou Kante	1		
		Largest Halftime Deficit	
Double-Figure Rebound Games		22 (25-47) at Mississippi State (12/4/24)	
Ishmael Leggett	2		
Cameron Corhen	2	Largest Halftime Deficit Overcome to Win	
Guillermo Diaz Graham	1	9 (39-48) at Ohio State	
Jaland Lowe	1	8 (28-36) at Virginia Tech	
Double-Figure Assist Games		Largest Deficit Overcome to Win	
Jaland Lowe	3	16 (39-23 - 1st; 4:22) vs. California	
Double-Doubles		Largest Pitt Lead	
Jaland Lowe	3	47 (93-46) vs. VMI (11/18/24)	
Ishmael Leggett	2		
Cameron Corhen	2	Largest Pitt Deficit	
Guillermo Diaz Graham	1	35 (79-44 - 2nd; 5:39) at Mississippi State (12/4/24)	
Triple-Doubles		Largest Pitt Win	
Jaland Lowe	1	45 (93-48) vs. VMI (11/18/24)	
Pitt's First Substitution		Largest Pitt Defeat	
Zack Austin	9	33 vs. Mississippi State (12/4/24)	
Brandin Cummings	4		
Damian Dunn	2	Most Consecutive Points Scored	
Guillermo Diaz Graham	1	23 vs. Eastern Kentucky (12/11/24)	
Amsal Delalić	1		
		Most Consecutive Points Allowed	
Offensive Fouls Drawn		18 at Duke (1/7/25)	
Opponent	17		
Pitt	15	Longest Winning Streak	
		6 (11/4/24-11/22/24)	
Damian Dunn	5		
Ishmael Leggett	4	Longest Losing Streak	
Jaland Lowe	2	3 (1/7/25-1/15/25)	
Zack Austin	2		
Guillermo Diaz Graham	1	Largest Home Crowd	
Cameron Corhen	1	10,882 vs. West Virginia (11/15/24)	
Jump Balls Controlled		Largest Road Crowd	
Opponent	7	13,064 at Ohio State - Value City Arena (11/29/24)	
Pitt	11		
		Largest Neutral Crowd	
Cameron Corhen	11	1,112, 2x; last vs. Wisconsin - Greenbrier Resort(11/24/24)	

PITT'S 2024-25 RECORD WHEN ...	
Plays at home	9-1
Plays on the road	2-3
Plays at neutral site	1-1
Record vs. the ACC (regular season)	3-3
Record against non-conference	9-2
Wins the game before	9-3
Loses the game before	2-2
Leads at half	8-1
Trails at half	4-4
Tied at half	0-0
Plays an overtime game	0-0
Shoots 50% or better	7-1
Shoots less than 50%	5-4
Opp. shoots 50% or less	10-4
Shoots better than opp.	10-1
Shoots worse than opp.	2-4
Shoots same as opp.	0-0
Has more FTs made than opp.	10-1
Has equal FTs made	0-1
Has less FTs made than opp.	2-3
Outrebounds opp.	10-0
Is outrebounded	0-5
Has equal rebounds	2-0
Has more TOs than opp.	3-2
Has equal or less TOs than opp.	9-3
Scores more/equal bench pts.	4-4
Scores less bench pts.	8-1
Plays a ranked opp. (AP)	0-2
Makes 7+ 3-Pt. shots	11-3
Makes 10+ 3-Pt. shots	4-0
No Pitt player fouls out	8-5
1+ Pitt player fouls out	4-0
Has 15+ assists	6-0
Has 20+ assists	3-0
Wears white uniforms	10-2
Wears gold uniforms	0-1
Wears blue uniforms	2-1
Wears black uniforms	0-1
Plays in tournaments	2-1
Plays on television	5-5
Plays in November	7-1
Plays in December	3-1
Plays in January	2-3
Plays in February	0-0
Plays in March	0-0
Plays during the day	5-1
Plays at night	7-4
Plays on Sunday	0-1
Plays on Monday	3-0
Plays on Tuesday	0-1
Plays on Wednesday	2-2
Plays on Thursday	0-0
Plays on Friday	4-0
Plays on Saturday	3-1
Margin is 5 pts. or less	2-1
Margin is 10 pts. or less	2-2
Margin is between 11-20	5-1
Margin is more than 20	5-2
Has a 20-pt. scorer	10-2
Has a 30-pt. scorer	1-0
Scores 59 points or less	0-2
Scores 60+ points	12-3
Scores 70+ points	11-3
Scores 80+ points	10-0
Scores 90+ points	5-0
Scores 100+ points	1-0
BY STARTING LINEUP	
Lowe, Leggett, Dunn, G. Diaz Graham, Corhen	6-1
Lowe, Leggett, Austin, G. Diaz Graham, Corhen	4-2
Lowe, Leggett, Delalić G. Diaz Graham, Corhen	1-1
Lowe, Cummings, Austin, G. Diaz Graham, Corhen	1-0
Lowe, Leggett, Dunn, Austin, Corhen	0-1

# PITT BASKETBALL IN THE AP POLL

The Pitt basketball program has held a prominent spot in the national basketball scene and the final national rankings are just one area to measure the Panthers success in that span. Pitt has finished in the Associated Press top 25 in nine times since the 2001-02 season, including four times concluding the year ranked in the top 10 in the nation.

- Pitt has been ranked in the top 25 of the AP Poll at some point in 16 of the past 23 seasons.
- Pitt concluded the 2002-03, 2008-09, and 2010-11 seasons ranked No. 4 in the AP Poll.
- Pitt claimed its first No. 1 ranking in the AP Poll during the 2008-09 season.
- The Panthers have been ranked in the AP top 25 a total of 262 weeks.
- Pitt has been ranked in the top 10 of the AP Poll 117 times.
- The Panthers spent the entire 2008-09 season ranked in the top 10 of the AP Poll, including 17 weeks in the top 5 and three weeks ranked No. 1 overall.

AP POLL RECORDS								
ALL-TIME RECORD - RANKED			ALL-TIME RECORD - VS. RANKED					
Rk	W-L	Pct.	Rk	W-L	Pct.			
1	3-2	.600	1	2-18	.100			
2	11-6	.647	2	3-11	.214			
3	24-4	.857	3	5-15	.250			
4	36-7	.837	4	6-11	.353			
5	25-2	.926	5	8-9	.471			
6	17-4	.810	6	3-11	.214			
7	17-6	.739	7	3-5	.375			
8	8-5	.615	8	4-12	.250			
9	13-9	.591	9	8-11	.421			
10	15-3	.833	10	3-12	.200			
11	14-5	.737	11	7-21	.250			
12	11-4	.733	12	8-14	.364			
13	18-6	.750	13	7-8	.467			
14	11-2	.846	14	2-17	.105			
15	14-4	.778	15	8-12	.400			
16	11-7	.611	16	3-11	.214			
17	26-8	.765	17	5-10	.333			
18	13-10	.565	18	2-15	.118			
19	4-2	.667	19	6-12	.333			
20	14-6	.700	20	10-8	.556			
21	3-2	.600	21	1-11	.083			
22	17-11	.607	22	1-3	.250			
23	6-1	.857	23	4-5	.444			
24	8-3	.727	24	2-7	.222			
25	4-5	.444	25	7-5	.583			
Total	343-124	.734	Total	117-276	.298			

PITT IN THE AP POLL	
Total Polls Ranked	262
Top 10 Rankings	117
Longest Consecutive Polls Ranked	60
Current Streak	1
Years Ranked	
Total Years	25
Consecutive Years	13
Current Streak	1
Final Poll	
Total Polls	12
Top 10	5
High Rank	4
No. 1 Ranking	
Total Rankings	3
Most No. 1 Weeks in Succession	2
Weeks Ranked By Ranking	
First Ranked: Dec. 16, 1958 (No. 18)	
Last Ranked: Dec. 2, 2024 (No. 18)	
Rank	Weeks
No. 1	3
No. 2	11
No. 3	16
No. 4	21
No. 5	15
No. 6	12
No. 7	12
No. 8	7
No. 9	13
No. 10	10
No. 11	10
No. 12	9
No. 13	10
No. 14	8
No. 15	10
No. 16	13
No. 17	18
No. 18	12
No. 19	3
No. 20	12
No. 21	3
No. 22	14
No. 23	6
No. 24	8
No. 25	5

[illegible]



2024-25 BOX SCORES

NCAA

Official Basketball Box Score - Final

VMI at Pitt

11/18/24 Petersen Events Center, Pittsburgh, PA

2024-25 Men's Basketball

Game Time: 7:00 PM

Game Duration: 1:57

Attendance: 6,391

Officials: A.J. Desai, Ryan Sassano, Michael Kirts

VMI - 48

Record: 4-2

NO.	Name	Min	FG	3P	FT	Rebounds	Fouls	TP	AS	TO	ST	Blocks	+/-				
			M-A	M-A	M-A	OR DR TOT	PF FD					BS BA					
6	Kaden Stuckey	F 16:48	1-3	0-0	2-2	1	0	1	2	1	4	0	2	0	2	-18	
11	Augustinas Kudulas	F 26:37	3-7	0-1	0-0	0	3	3	2	6	0	2	0	0	0	-22	
44	TJ Johnson	F 31:56	3-11	3-8	3-4	0	3	3	2	12	0	0	1	1	3	-35	
1	Rickey Bradley	G 34:15	3-11	0-1	2-5	4	3	7	2	4	8	2	4	1	0	-39	
30	Tan Yildizoglu	G 10:49	0-1	0-1	0-0	0	2	2	0	2	0	0	3	0	0	-15	
32	Robert Peters	11:16	0-3	0-0	0-0	1	0	1	2	1	0	0	1	0	0	-23	
0	Cal Liston	12:00	0-2	0-1	0-0	1	0	1	1	0	0	0	0	1	0	-9	
4	Linus Holmstrom	23:43	4-12	3-8	4-5	0	3	3	1	3	15	0	0	0	0	-23	
5	AJ Clark	16:18	1-4	0-1	1-2	1	2	3	1	2	3	3	0	0	0	-16	
14	Walker Andrews	13:05	0-5	0-3	0-0	0	0	0	1	0	0	0	1	0	0	-22	
23	Maurice Wright, Jr.	03:13	0-1	0-0	0-0	0	0	0	0	0	1	0	0	0	1	-3	
Team						5	2	7			0		3				
Totals			15-60	6-24	12-18	13	18	31	15	18	48	6	15	3	3	7	-45

Technical Fouls: NONE

LSU at Pittsburgh

11/22/24 Colonial Hall at The Greenbrier, White Sulphur Springs

2024-25 Men's Basketball

Game Time: 2:30 PM

Game Duration: 2:08

Attendance: 1,112

Officials: Will Howard, Tim Comer, Vladimir Voyard-Tadet

LSU - 63

Record: 4-1

NO.	Name	Min	FG	3P	FT	Rebounds	Fouls	TP	AS	TO	ST	Blocks	+/-				
			M-A	M-A	M-A	OR DR TOT	PF FD					BS BA					
6	Robert Miller III	F 05:49	0-2	0-1	0-0	0	0	0	2	0	0	0	0	0	0	-11	
9	Jalen Reed	F 29:33	6-10	1-1	1-4	2	5	7	3	3	14	0	0	0	1	-4	
1	Jordan Sears	G 21:25	2-8	1-4	0-0	0	0	0	0	1	1	5	2	6	2	0	-4
4	Dij Bailey	G 25:59	3-6	0-3	0-0	1	1	2	3	3	6	2	1	2	0	-14	
5	Cam Carter	G 35:25	3-12	0-5	5-7	1	4	5	4	4	11	2	2	0	0	1	-10
10	Daimion Collins	07:43	0-2	0-1	2-2	2	2	4	0	2	2	0	0	0	0	-5	
11	Corey Chest	19:56	3-7	0-0	0-0	1	7	8	3	1	6	1	1	0	0	0	-2
0	Victorius Miller	22:24	3-6	2-3	6-7	2	1	3	1	5	14	0	2	1	0	0	-4
3	Curtis Givens III	20:43	1-4	0-2	0-0	1	0	1	0	1	0	2	2	2	0	0	-5
20	Derek Fountain	11:04	1-2	1-1	0-0	0	0	0	0	2	0	3	0	1	0	0	-4
Team						4	1	5			0		0				
Totals			22-59	5-21	14-20	14	21	35	20	19	63	9	15	5	1	6	-11

Technical Fouls: Carter 2<sup>nd</sup> 5:02

Pittsburgh - 74

Record: 6-6

NO.	Name	Min	FG	3P	FT	Rebounds	Fouls	TP	AS	TO	ST	Blocks	+/-				
			M-A	M-A	M-A	OR DR TOT	PF FD					BS BA					
2	Cameron Corhen	F 35:33	7-11	0-1	0-0	2	3	5	4	1	14	3	1	0	1	0	13
25	Guillermo Diaz Graham	F 31:51	1-3	0-2	0-0	2	4	6	3	3	2	3	0	0	4	0	11
1	Damian Dunn	G 11:53	1-3	0-0	0-0	0	3	3	5	1	2	0	2	0	0	0	13
5	Ishmael Leggett	G 40:00	6-14	1-5	8-9	2	4	6	1	5	21	1	3	5	1	0	11
15	Jaland Lowe	G 39:55	6-13	4-7	6-7	2	6	8	4	6	22	6	4	3	0	1	11
55	Zack Austin	18:45	2-5	1-4	5-6	1	1	2	3	3	10	0	1	1	0	0	7
3	Brandin Cummings	20:58	1-5	1-5	0-0	1	1	2	0	0	3	0	1	1	0	0	-11
31	Jorge Diaz Graham	00:06	0-0	0-0	0-0	0	0	0	0	0	0	0	0	0	0	0	0
Team						2	2	4			0		1				
Totals			24-54	7-24	19-22	12	24	36	20	19	74	13	13	10	6	1	11

Technical Fouls: Lowe 1<sup>st</sup> 0:07

VMI

Pitt

Biggest lead	0 (1 <sup>st</sup> 20:00)	47 (2 <sup>nd</sup> 0:45)
Best Scoring Run	6 (1 <sup>st</sup> 7:16)	10 (1 <sup>st</sup> 14:46)
Lead Changes	0	
Times Tied	0	
Time with Lead	00:00	39:43

Points from Turnovers

VMI	20
Pitt	28

Period by Period Scoring

	1st	2nd	TOT
VMI	20	28	48
Pitt	39	54	93

LSU

Pitt

Biggest lead	1 (1 <sup>st</sup> 0:07)	13 (2 <sup>nd</sup> 1:25)
Best Scoring Run	6 (1 <sup>st</sup> 8:28)	13 (2 <sup>nd</sup> 15:46)
Lead Changes	2	
Times Tied	3	
Time with Lead	00:42	37:14

Points from Turnovers

LSU	12
Pitt	34

Period by Period Scoring

	1st	2nd	TOT
LSU	28	35	63
Pitt	27	47	74

# 2024-25 BOX SCORES

NCAA

Official Basketball Box Score - Final

Pittsburgh at Mississippi St.

12/04/24 Humphrey Coliseum, Starkville

2024-25 Men's Basketball

Game Time: 8:20 PM

Game Duration: 1:48

Attendance: 9,492

Officials: Don Daly, Pat Adams, Vladimir Voyard-Tsatal

Pittsburgh - 57

Record: 7-2

NO.	Name	Min	FG	3P	FT	Rebounds	Fouls	TP	AS	TO	ST	Blocks	+/-
			M-A	M-A	M-A	OR DR TOT	PF FD					BS BA	
2	Cameron Corhen	F 19:54	1-3	0-0	0-2	1 1 2	3 1	2	1	4	1	1 0	-30
25	Guillermo Diaz Graham	F 16:32	1-5	0-4	0-0	1 1 2	1 0	6	2	1	0	0 0	-32
5	Ishmael Leggett	G 31:49	3-14	4-9	1-2	1 3 4	0 4	19	3	3	2	0 1	27
15	Jaland Lowe	G 34:45	7-21	4-9	1-2	1 3 4	0 4	19	3	3	2	0 1	27
52	Amsal Delalic	G 22:47	0-3	0-1	1-2	2 4 6	0 1	1	0	2	0	0 1	-24
55	Zack Austin	31:04	2-7	2-5	2-2	2 3 5	1 1	8	0	0	0	0 0	-16
4	Papa Amadou Kante	19:15	1-1	0-0	0-0	0 0 0	2 0	2	2	0	1	1 0	-3
3	Brandin Cummings	16:54	4-8	2-3	2-2	2 0 2	1 2	12	0	0	2	0 1	-1
31	Jorge Diaz Graham	06:09	1-2	0-0	3-3	2 0 2	0 2	5	0	0	0	0 0	-2
0	Amidy Ndiaye	00:51	0-0	0-0	0-0	0 0 0	0 0	0	0	0	0	0 0	0
Team						2 1 3				0			
Totals			20-64	8-26	9-13	14 13 27	11 11	57	8	11	9	2 6	-33

Shooting By Period

1<sup>st</sup> FG% 10-32 31.3%

3PT% 3-11 27.3%

FT% 2-2 100%

2<sup>nd</sup> FG% 10-32 31.3%

3PT% 5-15 33.3%

FT% 7-11 63.6%

GM FG% 20-64 31.3%

3PT% 8-26 30.8%

FT% 9-13 69.2%

Dead Ball Rebounds: 1

NCAA

Official Basketball Box Score - Final

Pittsburgh at Virginia Tech

12/07/24 Cassell Coliseum, Blacksburg, Va.

2024-25 Men's Basketball

Game Time: 2:01 PM

Game Duration: 1:58

Attendance: 8,925

Officials: Roger Ayers, Greg Evans, Kellen Miller

Pittsburgh - 64

Record: 8-2 (1-0)

NO.	Name	Min	FG	3P	FT	Rebounds	Fouls	TP	AS	TO	ST	Blocks	+/-
			M-A	M-A	M-A	OR DR TOT	PF FD					BS BA	
2	Cameron Corhen	F 35:26	3-4	0-0	0-0	3 3 6	2 3	6	2	2	1 3	0 -2	
25	Guillermo Diaz Graham	F 31:24	3-9	1-7	2-2	3 4 7	3 2	9	2	4	0 2	0 6	
55	Zack Austin	G 33:03	4-7	1-3	0-0	1 4 5	1 0	9	0	0	1 0	0 1	
5	Ishmael Leggett	G 38:56	5-13	3-9	4-4	1 4 5	2 3	17	4	3	0 0	0 5	
15	Jaland Lowe	G 32:34	5-15	5-6	6-6	1 5 6	1 0	17	2	3	0 0	0 7	
3	Brandin Cummings	09:31	1-4	0-2	0-0	1 1 2	1 0	2	0	0	0 0	0 8	
52	Amsal Delalic	06:07	1-1	0-0	0-0	0 0 0	0 0	2	0	0	0 0	0 2	
4	Papa Amadou Kante	02:13	0-0	0-0	0-0	0 0 0	1 0	0	0	0	0 0	0 4	
31	Jorge Diaz Graham	03:46	0-2	0-2	0-0	0 0 0	0 0	0	0	1	0 0	0 -6	
Team						0 1 1				0			
Totals			23-56	6-28	12-12	9 22 31	11 17	64	10	12	7 5	0 5	

Shooting By Period

1<sup>st</sup> FG% 12-26 46.2%

3PT% 3-14 21.6%

FT% 0-0 0%

2<sup>nd</sup> FG% 11-30 36.7%

3PT% 2-12 16.7%

FT% 12-12 100%

GM FG% 23-56 41.1%

3PT% 6-28 21.4%

FT% 12-12 100.0%

Dead Ball Rebounds: 1

Technical Fouls: NONE

Mississippi St. - 90

Record: 7-1

Technical Fouls: NONE

NO.	Name	Min	FG M-A	3P M-A	FT M-A	Rebounds OR DR TOT	Fouls PF FD	TP	AS	TO	ST	Blocks BS BA	+/-
4	Cameron Matthews	F 26:40	4-7	0-0	1-3	5 8 13	2 3	9	4	3	4	1 1	21
22	RJ Melendez	F 23:53	4-6	2-4	0-0	0 3 3	2 0	10	2	1	1	0 0	19
23	Michael Nwoko	C 18:19	7-9	1-1	3-4	4 7 11	2 2	18	0	1	0	3 1	13
2	Riley Kugel	G 28:07	2-6	0-2	1-2	1 3 4	1 1	5	4	2	2	0 0	25
12	Josh Hubbard	G 30:05	5-12	2-6	0-0	0 1 1	1 2	12	4	1	1	0 0	28
3	KeShawn Murphy	23:49	8-10	0-0	4-4	4 3 7	0 2	20	0	3	0	1 0	20
5	Shawn Jones, Jr.	16:10	2-3	0-0	0-0	2 3 5	0 0	4	1	0	0	0 0	10
0	Claudell Harris, Jr.	19:02	4-7	2-5	0-0	0 2 2	1 0	10	1	1	0	0 0	19
6	Dellquan Warren	06:48	0-2	0-2	0-0	0 1 1	2 1	0	2	2	0	1 0	9
7	Jeremy Fournena	01:34	1-1	0-0	0-0	0 0 0	0 0	2	0	0	0	0 0	1
8	Harrison Alexander	01:34	0-0	0-0	0-0	0 0 0	0 0	0	0	0	0	0 0	0
21	Mariavious Russell	01:34	0-0	0-0	0-0	0 0 0	0 0	0	0	0	0	0 0	0
34	Gai Chol	01:34	0-0	0-0	0-0	0 0 0	0 0	0	0	0	0	0 0	0
40	Trey Jackson III	00:51	0-1	0-1	0-0	0 0 0	0 0	0	0	0	0	0 0	0
Team						0 2 2				0			
Totals			37-64	7-21	9-13	16 33 49	11 11	90	18	14	8	6 2	33

Technical Fouls: NONE

Shooting By Period	
1 <sup>st</sup> FG%	21-39 53.6%
3PT%	4-13 30.8%
FT%	1-2 50%
2 <sup>nd</sup> FG%	16-25 64.0%
3PT%	3-8 37.5%
FT%	8-11 72.7%
GM FG%	37-64 57.8%
3PT%	7-21 33.3%
FT%	9-13 69.2%

Dead Ball Rebounds: 1

	Pitt	State
Biggest lead	0 (1 <sup>st</sup> 20:00)	35 (2 <sup>nd</sup> 5:39)
Best Scoring Run	6 (1 <sup>st</sup> 15:00)	14 (1 <sup>st</sup> 6:30)
Lead Changes	0	
Times Tied	0	
Time with Lead	00:00	39:24

Points from	Pitt	State
Turnovers	4	15
Paint	14	52
Second Chance	12	24
Fast Breaks	2	11
Bench	27	36

Period by Period Scoring			
	1st	2nd	TOT
Pitt	25	32	57
State	47	43	90

Game Notes: 6:00 minutes 2nd half, Flagrant 1 on Pitt #4 Papa Amadou Kante

NCAA

Official Basketball Box Score - Final

Eastern Kentucky at Pitt

12/11/24 Petersen Events Center, Pittsburgh

2024-25 Men's Basketball

Game Time: 7:00 PM

Game Duration: 1:53

Attendance: 5,948

Officials: Bert Smith, Ted Valentine, Clare Aubry

Eastern Kentucky - 56

Record: 5-5

NO.	Name	Min	FG	3P	FT	Rebounds	Fouls	TP	AS	TO	ST	Blocks	+/-
			M-A	M-A	M-A	OR DR TOT	PF FD					BS BA	
1	Mayar Wol	F 18:34	0-5	0-3	0-0	1 5 6	5 0	0	1	2	1	0 0	-4
10	Devontae Blanton	F 28:43	5-17	0-2	1-3	4 2 6	2 2	11	3	3	1	0 2	-28
22	Cyril Marynov	C 18:33	2-4	0-0	0-0	2 2 4	1 1	4	0	1	0	1 0	-6
2	Jordan Crawford	F 29:48	5-14	3-8	0-0	1 2 3	2 2	13	0	1	0	0 0	19
3	George Kimble III	G 29:21	5-11	4-7	2-2	1 0 1	2 4	16	0	1	3	0 0	-22
13	Montavious Myrick	17:58	4-5	0-1	0-0	4 2 6	1 0	8	0	2	1	1 1	-28
0	Turner Buttry	18:26	1-4	0-1	0-0	0 1 1	1 2	1	2	2	2	0 0	-1
25	Tyler Andrews	15:26	0-4	0-2	0-0	0 1 1	4 1	0	0	0	0	0 1	-25
11	Jackson Holt	17:02	0-5	0-4	0-0	1 1 2	0 0	0	0	1	0	0 0	-29
42	DJ Nussbaum	03:29	1-1	0-0	0-0	0 1 1	0 0	2	0	0	0	0 0	-6
12	Robby Todd	02:40	0-0	0-0	0-0	0 0 0	0 0	0	0	0	0	0 0	-10
Team						1 1 2				0			
Totals			23-70	7-28	3-5	15 18 33	19 11	56	6	13	6	2 5	-40

Technical Fouls: NONE

Shooting By Period	
1 <sup>st</sup> FG%	15-32 46.9%
3PT%	6-12 50.0%
FT%	0-1 0%
2 <sup>nd</sup> FG%	8-38 21.1%
3PT%	1-16 6.3%
FT%	3-4 75%
GM FG%	23-70 32.9%
3PT%	7-28 25.0%
FT%	3-5 60.0%

Dead Ball Rebounds: 0

NCAA

Official Basketball Box Score - Final

Sam Houston at Pitt

12/21/24 Petersen Events Center, Pittsburgh, PA

2024-25 Men's Basketball

Game Time: 1:00 PM

Game Duration: 2:01

Attendance: 7,164

Officials: James Breeding, Isaac Barnett, Connor Mooney

Sam Houston - 78

Record: 6-6

NO.	Name	Min	FG	3P	FT	Rebounds	Fouls	TP	AS	TO	ST	Blocks	+/-
			M-A	M-A	M-A	OR DR TOT	PF FD					BS BA	
25	Cameron Huefner	F 40:00	10-17	2-6	4-5	2 3 5	1 5	26	0	0	1	0 0	-32
34	Kallita Sakho	F 20:24	1-2	0-0	1-6	0 2 2	0 3	0	1	0	0	0 0	-22
0	Brennen Burns	G 15:20	3-3	0-0	0-0	0 1 1	5 2	6	1	2	0	0 0	-25
2	Dorian Finister	G 24:47	3-5	0-2	0-1	1 3 4	2 3	6	0	3	2	0 0	-16
3	Lamar Wilkerson	G 33:32	5-19	2-9	3-3	1 2 3	4 3	15	3	4	3	0 1	-30
57	Josiah Hammons	22:16	2-6	1-3	0-0	0 0 0	0 0	5	1	0	0	0 0	-13
40	Kian Scroggins	19:36	3-10	0-0	2-3	0 3 3	3 0	8	2	0	0	0 0	-10
12	Erik Taylor	19:05	3-5	2-3	1-2	0 1 1	3 2	9	1	0	0	0 0	-12
Team						2 3 5				0			
Totals			30-56	7-23	11-20	6 18 24	18 21	78	6	12	6	0 1	-32

Technical Fouls: NONE

Shooting By Period	
1 <sup>st</sup> FG%	15-31 58.1%
3PT%	6-13 46.2%
FT%	4-7 57.1%
2 <sup>nd</sup> FG%	15-28 53.6%
3PT%	1-10 10.0%
FT%	7-13 53.8%
GM FG%	30-56 53.6%
3PT%	7-23 30.4%
FT%	11-20 55.0%

Dead Ball Rebounds: 5

NCAA

Official Basketball Box Score - Final

Sam Houston at Pitt

12/21/24 Petersen Events Center, Pittsburgh, PA

2024-25 Men's Basketball

Game Time: 1:00 PM

Game Duration: 2:01

Attendance: 7,164

Officials: James Breeding, Isaac Barnett, Connor Mooney

Pitt - 110

Record: 10-2

NO.	Name	Min	FG	3P	FT	Rebounds	Fouls	TP	AS	TO	ST	Blocks	+/-
			M-A	M-A	M-A	OR DR TOT	PF FD					BS BA	
2	Cameron Corhen	F 31:18	5-7	0-0	5-7	3 3 6	2 5	15	2	0	1	0 0	32
25	Guillermo Diaz Graham	F 24:46	3-5	2-4	0-0	2 3 5	4 0	8	2	3	2	0 0	29
55	Kac Austin	F 30:25	8-12	5-9	2-2	3 2 5	4 1	23	1	0	0	0 0	17
5	Ishmael Leggett	G 30:46	8-12	3-4	4-5	2 3 5	2 5	23	3	2	1	0 1	23
15	Jaland Lowe	G 33:36	7-17	3-9	1-2	1 2 3	2 3	18	11	3	1	0 0	25
3	Brandin Cummings	18:13	2-5	1-2	5-6	0 3 3	1 3	10	1	1	0	0 0	11
4	Papa Amadou Kante	07:26	1-2	0-1	1-1	0 2 2	1 1	3	0	0	0	0 0	4
52	Amsal Delalic	12:02	3-3	1-1	0-0	1 3 4	2 0	7	2	1	1	0 0	11
31	Jorge Diaz Graham	07:28	1-1	1-1	0-0	0 1 0	1 0	3	0	0	0	0 0	6
0	Amydy Ndaye	02:00	0-0	0-0	0-0	0 0 0	0 0	0	0	0	0	0 0	0
11	Marlon Barnes, Jr.	02:00	0-0	0-0	0-0	0 0 0	0 0	0	0	0	0	0 0	2
Team						0 3 3				0			
Totals			38-65	16-31	18-23	12 24 36	21 18	110	23	10	5	1 0	32

Technical Fouls: NONE

Shooting By Period	
1 <sup>st</sup> FG%	18-31 58.1%
3PT%	8-17 47.1%
FT%	8-10 80%
2 <sup>nd</sup> FG%	20-34 58.8%
3PT%	8-14 57.1%
FT%	10-13 76.9%
GM FG%	38-65 58.5%
3PT%	16-31 51.6%
FT%	18-23 78.3%

Dead Ball Rebounds: 2

NCAA

Official Basketball Box Score - Final

Sam Houston at Pitt

12/21/24 Petersen Events Center, Pittsburgh, PA

2024-25 Men's Basketball

Game Time: 1:00 PM

Game Duration: 2:01

Attendance: 7,164

Officials: James Breeding, Isaac Barnett, Connor Mooney

Pitt - 110

Record: 10-2

NO.	Name	Min	FG	3P	FT	Rebounds	Fouls	TP	AS	TO	ST	Blocks	+/-
			M-A	M-A	M-A	OR DR TOT	PF FD					BS BA	
2	Cameron Corhen	F 31:18	5-7	0-0	5-7	3 3 6	2 5	15	2	0	1	0 0	32
25	Guillermo Diaz Graham	F 24:46	3-5	2-4	0-0	2 3 5	4 0	8	2	3	2	0 0	29
55	Kac Austin	F 30:25	8-12	5-9	2-2	3 2 5	4 1	23	1	0	0	0 0	17
5	Ishmael Leggett	G 30:46	8-12	3-4	4-5	2 3 5	2 5	23	3	2	1	0 1	23
15	Jaland Lowe	G 33:36	7-17	3-9	1-2	1 2 3	2 3	18	11	3	1	0 0	25
3	Brandin Cummings	18:13	2-5	1-2	5-6	0 3 3	1 3	10	1	1	0	0 0	11
4	Papa Amadou Kante	07:26	1-2	0-1	1-1	0 2 2	1 1	3	0	0	0	0 0	4
52	Amsal Delalic	12:02	3-3	1-1	0-0	1 3 4	2 0	7	2	1	1	0 0	11
31	Jorge Diaz Graham	07:28	1-1	1-1	0-0	0 1 0	1 0	3	0	0	0	0 0	6
0	Amydy Ndaye	02:00	0-0	0-0	0-0	0 0 0	0 0	0	0	0	0	0 0	0
11	Marlon Barnes, Jr.	02:00	0-0	0-0	0-0	0 0 0	0 0	0	0	0	0	0 0	2
Team						0 3 3				0			
Totals			38-65	16-31	18-23	12 24 36	21 18	110	23	10	5	1 0	32

Technical Fouls: NONE

Shooting By Period	
1 <sup>st</sup> FG%	18-31 58.1%
3PT%	8-17 47.1%
FT%	8-10 80%
2 <sup>nd</sup> FG%	20-34 58.8%
3PT%	8-14 57.1%
FT%	10-13 76.9%
GM FG%	38-65 58.5%
3PT%	16-31 51.6%
FT%	18-23 78.3%

Dead Ball Rebounds: 2

NCAA

Official Basketball Box Score - Final

Sam Houston at Pitt

12/21/24 Petersen Events Center, Pittsburgh, PA

2024-25 Men's Basketball

Game Time: 1:00 PM

Game Duration: 2:01

Attendance: 7,164

Officials: James Breeding, Isaac Barnett, Connor Mooney

Pitt - 110

Record: 10-2

NO.	Name	Min	FG	3P	FT	Rebounds	Fouls	TP	AS	TO	ST	Blocks	+/-
			M-A	M-A	M-A	OR DR TOT	PF FD					BS BA	
2	Cameron Corhen	F 31:18	5-7	0-0	5-7	3 3 6	2 5	15	2	0	1	0 0	32
25	Guillermo Diaz Graham	F 24:46	3-5	2-4	0-0	2 3 5	4 0	8	2	3	2	0 0	29
55	Kac Austin	F 30:25	8-12	5-9	2-2	3 2 5	4 1	23	1	0	0	0 0	17
5	Ishmael Leggett	G 30:46	8-12	3-4	4-5	2 3 5	2 5	23	3	2	1	0 1	23
15	Jaland Lowe	G 33:36	7-17	3-9	1-2	1 2 3	2 3	18	11	3	1	0 0	25
3	Brandin Cummings	18:13	2-5	1-2	5-6	0 3 3	1 3	10	1	1	0	0 0	11
4	Papa Amadou Kante	07:26	1-2	0-1	1-1	0 2 2	1 1	3	0	0	0	0 0	4
52	Amsal Delalic	12:02	3-3	1-1	0-0	1 3 4	2 0	7	2	1	1	0 0	11
31	Jorge Diaz Graham	07:28	1-1	1-1	0-0	0 1 0	1 0	3	0	0	0	0 0	6
0	Amydy Ndaye	02:00	0-0	0-0	0-0	0 0 0	0 0	0	0	0	0	0 0	0
11	Marlon Barnes, Jr.	02:00	0-0	0-0	0-0	0 0 0	0 0	0	0	0	0	0 0	2
Team						0 3 3				0			
Totals			38-65	16-31	18-23	12 24 36	21 18	110	23	10	5	1 0	32

Technical Fouls: NONE

Shooting By Period	
1 <sup>st</sup> FG%	18-31 58.1%
3PT%	8-17 47.1%
FT%	8-10 80%
2 <sup>nd</sup> FG%	20-34 58.8%
3PT%	8-14 57.1%
FT%	10-13 76.9%
GM FG%	38-65 58.5%
3PT%	16-31 51.6%
FT%	18-23 78.3%

Dead Ball Rebounds: 2

NCAA

Official Basketball Box Score - Final

Sam Houston at Pitt

12/21/24 Petersen Events Center, Pittsburgh, PA

2024-25 Men's Basketball

Game Time: 1:00 PM

Game Duration: 2:01

Attendance: 7,164

Officials: James Breeding, Isaac Barnett, Connor Mooney

Pitt - 110

Record: 10-2

NO.	Name	Min	FG	3P	FT	Rebounds	Fouls	TP	AS	TO	ST	Blocks	+/-
			M-A	M-A	M-A	OR DR TOT	PF FD					BS BA	
2	Cameron Corhen	F 31:18	5-7	0-0	5-7	3 3 6	2 5	15	2	0	1	0 0	32
25	Guillermo Diaz Graham	F 24:46	3-5	2-4	0-0	2 3 5	4 0	8	2	3	2	0 0	29
55	Kac Austin	F 30:25	8-12	5-9	2-2	3 2 5	4 1	23	1	0	0	0 0	17
5	Ishmael Leggett	G 30:46	8-12	3-4	4-5	2 3 5	2 5	23	3	2	1	0 1	23
15	Jaland Lowe	G 33:36	7-17	3-9	1-2	1 2 3	2 3	18	11	3	1	0 0	25
3	Brandin Cummings	18:13	2-5	1-2	5-6	0 3 3	1 3	10	1	1	0	0 0	11
4	Papa Amadou Kante	07:26	1-2	0-1	1-1	0 2 2	1 1	3	0	0	0	0 0	4
52	Amsal Delalic	12:02	3-3	1-1	0-0	1 3 4	2 0	7	2	1	1	0 0	11
31	Jorge Diaz Graham	07:28	1-1	1-1	0-0	0 1 0	1 0	3	0	0	0	0 0	6
0	Amydy Ndaye	02:00	0-0	0-0	0-0	0 0 0	0 0	0	0	0	0	0 0	0
11	Marlon Barnes, Jr.	02:00	0-0	0-0	0-0	0 0 0	0 0	0	0	0	0	0 0	2
Team						0 3 3				0			
Totals			38-65	16-31	18-23	12 24 36	21 18	110	23	10	5	1 0	32

Technical Fouls: NONE

Shooting By Period	
1 <sup>st</sup> FG%	18-31 58.1%
3PT%	8-17 47.1%
FT%	8-10 80%
2 <sup>nd</sup> FG%	20-34 58.8%
3PT%	8-14 57.1%
FT%	10-13 76.9%
GM FG%	38-65 58.5%
3PT%	16-31 51.6%
FT%	18-23 78.3%

Dead Ball Rebounds: 2

NCAA

Official Basketball Box Score - Final

Sam Houston at Pitt

12/21/24 Petersen Events Center, Pittsburgh, PA

2024-25 Men's Basketball

Game Time: 1:00 PM

Game Duration: 2:01

Attendance: 7,164

Officials: James Breeding, Isaac Barnett, Connor Mooney

Pitt - 110

Record: 10-2

NO.	Name	Min	FG	3P	FT	Rebounds	Fouls	TP	AS	TO	ST	Blocks	+/-
			M-A	M-A	M-A	OR DR TOT	PF FD					BS BA	
2	Cameron Corhen	F 31:18	5-7	0-0	5-7	3 3 6	2 5	15	2	0	1	0 0	32
25	Guillermo Diaz Graham	F 24:46	3-5	2-4	0-0	2 3 5	4 0	8	2	3	2	0 0	29
55	Kac Austin	F 30:25	8-12	5-9	2-2	3 2 5	4 1	23	1	0	0	0 0	17

Virginia Tech - 59			Record: 3-6 (0-1)																																													
NO.	Name	Min	FG		3P		FT		Rebounds		Fouls		TP		AS		ST		Blocks		+/-																											
			M	A	M	A	M	A	OR	DR	TOT	PF	FD	3P	0	1	0	0	BS	BA																												
1	Tobi Lawal	F 27:06	6-10	1-2	3-4	2	2	4	3	4	16	2	0	2	0	1	0	1	0	1	-5																											
34	Myllyjael Poteat	F 18:04	1-2	0-0	1-2	2	2	4	2	2	3	0	2	1	0	0	0	0	0	8																												
2	Jaden Schutt	G 34:55	5-11	4-10	0-0	0	4	4	1	0	14	3	0	0	0	0	1	2																														
7	Brandon Reichsteiner	G 33:34	4-9	0-2	0-0	0	1	1	1	3	8	4	5	1	0	0	0	0	0	-2																												
10	Tyler Johnson	G 21:19	3-3	1-1	1-1	0	6	6	2	1	8	0	4	0	0	0	0	0	0	-2																												
3	Jaydon Young	23:46	1-6	1-5	0-0	0	1	1	1	0	3	2	1	0	0	0	0	0	0	-10																												
5	Patrick Wessler	05:07	1-3	0-0	0-0	0	1	1	4	0	2	0	2	0	1	0	1	0	0	-3																												
13	Ben Burnham	29:42	2-9	1-5	0-0	2	3	5	2	1	5	1	2	0	0	2	2	0	0	-10																												
11	Ben Hammond	06:26	0-0	0-0	0-0	0	1	1	1	0	0	1	1	0	0	0	0	0	0	-3																												
Team								2	1	3					0																																	
Totals			23-53	8-25	5-7	8	22	30	17	11	59	13	17	4	0	5	0	5	-5																													
<div>Shooting By Period</div> <table><tr><td>1<sup>st</sup> FG%</td><td>15-29</td><td>51.7%</td></tr><tr><td>3PT%</td><td>6-15</td><td>40.0%</td></tr><tr><td>FT%</td><td>0-0</td><td>0%</td></tr><tr><td>2<sup>nd</sup> FG%</td><td>8-24</td><td>33.3%</td></tr><tr><td>3PT%</td><td>2-10</td><td>20.0%</td></tr><tr><td>FT%</td><td>5-7</td><td>71.4%</td></tr><tr><td>GM FG%</td><td>23-53</td><td>43.4%</td></tr><tr><td>3PT%</td><td>8-25</td><td>32.0%</td></tr><tr><td>FT%</td><td>5-7</td><td>71.4%</td></tr></table> <div>Dead Ball Rebounds: 1</div>																						1 <sup>st</sup> FG%	15-29	51.7%	3PT%	6-15	40.0%	FT%	0-0	0%	2 <sup>nd</sup> FG%	8-24	33.3%	3PT%	2-10	20.0%	FT%	5-7	71.4%	GM FG%	23-53	43.4%	3PT%	8-25	32.0%	FT%	5-7	71.4%
1 <sup>st</sup> FG%	15-29	51.7%																																														
3PT%	6-15	40.0%																																														
FT%	0-0	0%																																														
2 <sup>nd</sup> FG%	8-24	33.3%																																														
3PT%	2-10	20.0%																																														
FT%	5-7	71.4%																																														
GM FG%	23-53	43.4%																																														
3PT%	8-25	32.0%																																														
FT%	5-7	71.4%																																														

2024-25 BOX SCORES

	Official Basketball Box Score - Final	Game Time: 2:00 PM		Official Basketball Box Score - Final	Game Time: 6:30 PM
	<b>California at Pitt</b>	Game Duration: 2:22		<b>Stanford at Pitt</b>	Game Duration: 2:05
	01/01/25 Petersen Events Center, Pittsburgh 2024-25 Men's Basketball	Attendance: 7,177		01/04/25 Petersen Events Center, Pittsburgh 2024-25 Men's Basketball	Attendance: 5,087

California - 74										Record: 7-6 (2-2)									
NO.	Name	Min	FG	3P	FT	Rebounds	Fouls	TP	AS	TO	ST	Blocks	+/-						
			M	A	M	OR	DR	T				BS	A						
31	Rytis Petraitis	F 23:43	4-7	1-2	2-3	2	2	4	4	22	11	0	0	0	1	-17			
12	Mady Sissoko	C 19:11	1-2	0-0	0-0	1	4	5	4	1	2	0	1	0	1	5			
2	Andrej Stojakovic	G 35:05	4-10	1-3	10-12	0	3	3	0	5	19	2	0	2	1	0	-17		
3	DJ Campbell	G 29:59	5-11	1-4	0-1	0	1	1	2	2	11	3	1	2	0	0	-11		
10	Jovan Blacksher Jr.	G 21:11	0-6	0-3	0-0	1	0	1	4	0	0	4	1	1	0	2	-8		
0	Jeremiah Wilkinson	29:18	6-15	2-7	10-11	1	5	6	1	7	24	2	1	0	0	1	-3		
34	Lee Dort	20:49	0-1	0-0	2-2	1	3	4	4	2	2	0	1	0	1	0	-17		
22	Christian Tucker	05:58	0-0	0-0	0-0	0	0	0	1	0	0	2	1	0	0	0	-1		
7	Spencer Mahoney	14:46	2-3	1-2	0-0	1	2	3	4	0	5	0	0	0	0	0	-9		
Team						4	2	6			0	0							
Totals			22-55	6-21	24-29	11	22	33	24	19	74	13	6	5	3	4	-12		


Shooting By Period			
1 <sup>st</sup>	FG%	12-33	36.4%
	3PT%	5-14	35.7%
	FT%	13-16	81.3%
2 <sup>nd</sup>	FG%	10-22	45.5%
	3PT%	1-7	14.3%
	FT%	11-13	84.6%
GM	FG%	22-55	40.0%
	3PT%	6-21	28.6%
	FT%	24-29	82.8%
Dead Ball Rebounds: 1, 0			

Stanford - 68		Record: 9-5 (1-2)																
NO.	Name		Min	FG M-A	3P M-A	FT M-A	Rebounds OR DR	Fouls PF	TP	AS	TO	ST	Blocks BS BA	+/-				
42	Maxime Raynaud	F	29:09	7-10	3-5	4-4	1 4	5 2	22	21	1	2	1	0				
52	Aidan Cammann	F	19:42	1-4	0-1	0-0	0 0	0 0	3	0	2	0	0	0				
4	Oziyah Sellers	G	27:43	3-7	0-1	2-2	1 0	1 0	1	8	2	2	1	2				
11	Ryan Agarwal	G	20:10	0-6	0-4	0	1 1	2 2	0	0	2	1	1	0				
21	Jaylen Blakes	G	36:01	2-5	2-4	2-2	0 5	5 1	4	8	5	3	3	0				
10	Chisom Okpara		14:41	3-6	2-3	6-8	2 0	2 0	2	4	1	0	2	1				
3	Tallis Toure		10:51	0-1	0-0	0-0	0 0	0 0	0	0	0	1	0	0				
33	Evan Stinson		12:59	0-2	0-2	2-2	0 0	0 0	0	1	2	1	0	0				
5	Benny Gealer		12:31	0-4	0-3	2-2	0 1	1 3	1	2	3	0	2	0				
0	Anthony Batson Jr.		10:36	0-4	0-3	5-6	0 0	0 0	1	3	5	1	1	0				
24	Jaylen Thompson		04:00	1-1	1-1	0-0	1 0	1 0	1	0	3	0	0	0				
20	Cameron Grant		01:38	1-1	1-1	0-0	0 0	0 0	0	0	3	0	0	0				
Team											3	3	6	0	0	0		
Totals				18-51	9-28	23-26	9	14	23	17	16	88	15	11	9	4	7	-15

Shooting By Period		
1 <sup>st</sup>	FG%	11-27 40.7
	3PT%	3-12 25.0
	FT%	5-6 83.3
2 <sup>nd</sup>	FG%	7-24 29.2
	3PT%	6-16 37.5
	FT%	18-20 90
GM	FG%	18-51 35.3
	3PT%	9-28 32.1
	FT%	23-26 88.5

Pitt - 86													Technical Fouls: Campbell 1 <sup>st</sup> 1 <sup>st</sup> 7Wilkinson 1 <sup>st</sup> 4 <sup>th</sup>												
Record: 11-2 (2-0)																									
NO. Name	Min	FG	3P	FT	Rebounds	Fouls	TP	AS	TO	ST	Blocks	+/-													
2 Cameron Corhen	F 28:37	7-8	0-0	5-7	4	7	11	5	6	19	0	0													
25 Guillermo Diaz Graham	F 21:52	2-2	1-1	1-2	1	3	4	4	1	6	3	1													
55 Zack Austin	F 38:03	2-7	2-5	2-2	0	2	2	1	8	0	1	0													
3 Brandin Cummings	G 37:48	5-9	3-5	2-3	0	4	4	3	3	15	3	1													
15 Jaland Lowe	G 36:48	9-23	1-5	8-8	0	1	1	3	4	27	8	4													
52 Arnsel Deloatch	17:00	0-1	0-0	2-5	1	5	1	4	2	1	1	1													
31 Jorge Diaz Graham	09:35	0-0	0-0	0-0	0	0	0	0	0	1	1	0													
31 Jorge Diaz Graham	09:45	1-2	1-2	3-3	0	0	0	1	1	6	0	0													
					1	2	3	0	0	0	0	0													
Total		26-52	8-18	26-34	8	25	33	20	22	86	16	8													
					4	25	33	20	22	86	16	8													

2024-25 BOX SCORES



Official Basketball Box Score - Final

Pittsburgh at Florida State

01/15/25 Donald L. Tucker Center, Tallahassee

2024-25 Men's Basketball

Game Time: 9:00 PM

Game Duration: 2:19

Attendance: 5,784

Officials: Bert Smith, Tony Henderson, Bart Lenox

Pittsburgh - 70

Record: 12-5 (3-3)

NO.	Name	Min	FG M-A	3P M-A	FT M-A	Rebounds OR DR TOT	Fouls PF FD	TP	AS	TO	ST	Blocks BS BA	+/-	
2	Cameron Corhen	F 26:21	0-4	0-0	2-2	1 8 9	4 2	2	0	2	0	0	2	-10
55	Zack Austin	F 24:25	3-6	2-4	0-0	0 5 5	4 0	8	0	0	2	0	0	-3
1	Damian Dunn	G 31:08	0-8	0-2	2-2	0 1 1	2 1	2	1	2	2	0	2	-16
5	Ishmael Leggett	G 35:08	4-10	1-4	4-4	2 4 6	3 4	13	4	4	1	0	2	-7
15	Jaland Lowe	G 38:11	6-12	1-4	9-10	1 1 2	4 7	22	5	8	3	0	1	-14
25	Guillermo Diaz Graham	08:23	1-2	0-1	0-0	1 1 2	1 0	2	0	1	0	0	0	0
3	Brandin Cummings	08:47	1-5	0-1	0-0	0 2 2	1 1	2	0	0	0	0	0	-8
31	Jorge Diaz Graham	18:07	5-7	4-5	3-4	1 0 1	2 2	17	0	0	1	1	0	4
4	Papa Amadou Kante	09:30	1-2	0-0	0-0	0 1 1	3 1	2	0	0	0	0	0	-6
Team						0 2 2		0	0					
Totals			21-56	8-21	20-22	6 25 31	24 18	70	10	17	9	1	7	-12

Technical Fouls:NONE

Shooting By Period

1st	FG%	6-22	27.3%
2nd	FG%	1-8	12.5%
3rd	FG%	10-10	100%
4th	FG%	15-34	44.1%
1st	FT%	7-13	53.8%
2nd	FT%	10-12	83.3%
3rd	GM FG%	21-56	37.5%
4th	FT%	8-21	38.1%
Total		20-22	90.9%

Free Ball Rebounds: 9

Shooting By Period

1 <sup>st</sup> FG%	6-22	27.3%
3PT%	1-8	12.5%
FT%	10-10	100%
2 <sup>nd</sup> FG%	15-34	44.1%
3PT%	7-13	53.8%
FT%	10-12	83.3%
GM FG%	21-56	37.5%
3PT%	8-21	38.1%
FT%	20-22	90.9%

Dead Ball Rebounds: 2, 1

Florida State - 82

Record: 12-5 (3-3)

NO.	Name	Min	FG M-A	3P M-A	FT M-A	Rebounds OR DR TOT	Fouls PF FD	TP	AS	TO	ST	Blocks BS BA	+/-	
1	Jamir Watkins	F 23:03	6-13	3-6	11-12	3 5 8	4 7	26	1	4	1	0	0	3
10	Taylor Bol Bowen	F 34:08	2-8	1-4	1-1	1 6 7	0 2	6	3	2	1	4	1	16
12	Malique Ewin	F 25:45	6-9	0-0	6-9	4 9 13	3 5	18	1	4	1	3	0	17
0	Chandler Jackson	G 26:54	3-7	0-1	7-8	0 2 2	2 5	13	4	0	1	0	0	12
5	Daquan Davis	G 32:38	4-9	1-2	2-2	0 0 0	2 2	11	2	1	3	0	0	17
25	Justin Thomas	25:22	2-3	1-2	0-0	0 2 2	3 0	5	0	0	2	0	0	2
21	Aller Maluk	10:44	1-2	0-1	1-1	0 1 1	0 2	3	0	0	0	0	0	-3
3	Bostyn Holt	07:52	0-0	0-0	0-0	0 1 1	2 0	0	0	1	0	0	0	-5
7	Jerry Deng	05:52	0-4	0-2	0-0	0 1 1	1 0	0	1	1	0	0	0	-4
19	AJ Swinton	04:11	0-1	0-1	0-0	0 1 1	1 0	0	1	1	0	0	0	7
11	Christian Nitu	03:31	0-0	0-0	0-0	0 1 1	0 1	0	0	1	0	0	0	-2
Team						0 0 0		0	0					
Totals			24-56	6-19	28-33	8 29 37	18 24	82	13	15	9	7	1	12

Technical Fouls:NONE

Shooting By Period

1<sup>st</sup> FG

8-29

27.6%

3PT%

4-11

36.4%

FT%

8-9

88.9%

2<sup>nd</sup> FG

16-27

59.3%

3PT%

2-8

25.0%

FT%

20-24

83.3%

GM FG%

24-56

42.9%

3PT%

6-19

31.6%

FT%

28-33

84.8%

Dead Ball Rebounds: 3

Shooting By Period

1 <sup>st</sup> FG%	8-29	27.6%
3PT%	4-11	36.4%
FT%	8-9	88.9%
2 <sup>nd</sup> FG%	16-27	59.3%
3PT%	2-8	25.0%
FT%	20-24	83.3%
GM FG%	24-56	42.9%
3PT%	6-19	31.6%
FT%	28-33	84.8%

Dead Ball Rebounds: 3, 0

	Pitt	FSU			
Biggest lead	2 (1 <sup>st</sup> 11:14)	16 (2 <sup>nd</sup> 9:47)	Points from	Pitt	FSU
Best Scoring Run	8 (2 <sup>nd</sup> 8:14)	10 (2 <sup>nd</sup> 16:08)	Turnovers	20	10
Lead Changes	2		Paint	20	26
Times Tied	3		Second Chance	9	10
Time with Lead	00:27	34:00	Fast Breaks	5	12
			Bench	23	8

Period by Period Scoring			
	1st	2nd	TOT
Pitt	23	47	70
FSU	28	54	82



# 2024-25 Pittsburgh Men's Basketball Combined Team Statistics All games

Page 1/1  
as of Jan 16, 2025

## Game Records

Record	Overall	Home	Away	Neutral
ALL GAMES	12-5	9-1	2-3	1-1
CONFERENCE	3-3	2-1	1-2	0-0
NON-CONFERENCE	9-2	7-0	1-1	1-1

## Score by Periods

Team	1st	2nd	OT	TOT
Pittsburgh	608	750	14	1372
Opponents	562	622	13	1197

## Team Box Score

No.	Player				Total		3-Point		F-Throw		Rebounds													
		GP-GS	MIN	AVG	FG-FGA	FG%	3FG-3FGA	3FG%	FT-FTA	FT%	OFF	DEF	TOT	AVG	PF	DQ	A	TO	BLK	STL	PTS	AVG		
15	LOWE, Jaland	17-17	593:53	34.9	93-244	.381	25-88	.284	86-95	.905	15	60	75	4.4	39	0	100	54	5	33	297	17.5		
5	LEGGETT, Ishmael	16-16	542:07	33.9	98-202	.485	21-67	.313	47-61	.770	18	72	90	5.6	36	1	46	34	6	27	264	16.5		
2	CORHEN, Cameron	17-17	500:42	29.5	74-121	.612	1-4	.250	27-41	.659	39	62	101	5.9	49	2	18	21	14	13	176	10.4		
1	DUNN, Damian	10-8	236:55	23.7	33-75	.440	14-29	.483	22-30	.733	6	20	26	2.6	23	1	17	9	0	8	102	10.2		
55	AUSTIN, Zack	17-8	484:29	28.5	48-100	.480	30-67	.448	34-38	.895	12	56	68	4.0	30	0	4	10	26	17	160	9.4		
3	CUMMINGS, Brandin	17-1	277:26	16.3	40-83	.482	18-45	.400	21-27	.778	5	24	29	1.7	17	0	12	6	1	7	119	7.0		
25	DIAZ GRAHAM, Guillermo	17-16	372:11	21.9	38-88	.432	15-59	.254	13-16	.813	27	66	93	5.5	46	0	22	21	13	4	104	6.1		
31	DIAZ GRAHAM, Jorge	17-0	117:51	6.9	20-32	.625	16-26	.615	9-10	.900	5	8	13	0.8	10	0	3	1	3	6	65	3.8		
52	DELALIĆ, Amsal	11-2	168:06	15.3	16-30	.533	7-16	.438	3-9	.333	6	22	28	2.5	11	0	11	13	1	4	42	3.8		
4	AMADOU KANTE, Papa	13-0	102:15	7.9	14-23	.609	0-2	.000	13-21	.619	11	10	21	1.6	20	1	4	5	5	4	41	3.2		
0	NDIAYE, Amdy	7-0	18:06	2.6	1-3	.333	0-1	.000	0-0	.000	1	5	6	0.9	4	0	0	1	0	1	2	0.3		
11	BARNES, JR., Marlon	7-0	11:01	1.6	0-1	.000	0-1	.000	0-0	.000	0	2	2	0.3	3	0	2	1	1	0	0	0.0		
Team											17	31	48					4						
Total		17	3425		475-1002	.474	147-405	.363	275-348	.790	162	438	600	35.3	288	5	239	180	75	124	1372	80.7		
Opponents		17	3425		421-1000	.421	125-391	.320	230-324	.710	180	398	578	34.0	310	7	198	212	49	92	1197	70.4		

## Team Statistics

	UP	OPP
Scoring	1372	1197
Points per game	80.7	70.4
Scoring margin	+10.3	-
Field goals-att	475-1002	421-1000
Field goal pct	.474	.421
3 point fg-att	147-405	125-391
3-point FG pct	.363	.320
3-pt FG made per game	8.6	7.4
Free throws-att	275-348	230-324
Free throw pct	.790	.710
F-Throws made per game	16.2	13.5
Rebounds	600	578
Rebounds per game	35.3	34.0
Rebounding margin	+1.3	-
Assists	239	198
Assists per game	14.1	11.6
Turnovers	180	212
Turnovers per game	10.6	12.5
Turnover margin	+1.9	-
Assist/turnover ratio	1.3	0.9
Steals	124	92
Steals per game	7.3	5.4
Blocks	75	49
Blocks per game	4.4	2.9
Winning streak	0	-
Home win streak	0	-
Attendance	75059	46579
Home games-Avg/Game	10-7506	5-9316
Neutral site-Avg/Game	-	2-1112

## Team Results

Date	Opponent		Score	Att.
11/04/2024	Radford	W	96-56	6579
11/08/2024	Murray St.	W	83-68	7537
11/11/2024	Gardner-Webb	W	83-64	6229
11/15/2024	West Virginia	W	86-62	10882
11/18/2024	VMI	W	93-48	6391
11/22/2024	vs LSU	W	74-63	1112
11/24/2024	vs Wisconsin	L	75-81	1112
11/29/2024	at Ohio St.	Wot	91-90	13064
12/04/2024	at Mississippi St.	L	57-90	9492
12/07/2024	at Virginia Tech	W	64-59	8925
12/11/2024	Eastern Ky.	W	96-56	5948
12/21/2024	Sam Houston	W	110-78	7164
01/01/2025	California	W	86-74	7177
01/04/2025	Stanford	W	83-68	8087
01/07/2025	at Duke	L	47-76	9314
01/11/2025	Louisville	L	78-82	9065
01/15/2025	at Florida St.	L	70-82	5784





# 2024-25 Pittsburgh Men's Basketball Combined Team Statistics In Conference games

Page 1/1  
as of Jan 16, 2025

## Game Records

Record	Overall	Home	Away	Neutral
ALL GAMES	3-3	2-1	1-2	0-0
CONFERENCE	3-3	2-1	1-2	0-0
NON-CONFERENCE	0-0	0-0	0-0	0-0

## Score by Periods

Team	1st	2nd	OT	TOT
Pittsburgh	185	243	0	428
Opponents	205	236	0	441

## Team Box Score

No. Player					Total		3-Point		F-Throw		Rebounds															
		GP-GS	MIN	AVG	FG-FGA	FG%	3FG-3FGA	3FG%	FT-FTA	FT%	OFF	DEF	TOT	AVG	PF	DQ	A	TO	BLK	STL	PTS	AVG				
15	LOWE, Jaland	6-6	225:16	37.5	34-92	.370	8-28	.286	40-41	.976	4	14	18	3.0	15	0	30	26	1	15	116	19.3				
5	LEGGETT, Ishmael	5-5	176:59	35.4	25-63	.397	8-27	.296	13-14	.929	4	18	22	4.4	12	0	18	15	2	7	71	14.2				
2	CORHEN, Cameron	6-6	194:13	32.4	24-47	.511	0-0	.000	9-13	.692	17	27	44	7.3	16	1	5	6	8	4	57	9.5				
55	AUSTIN, Zack	6-6	192:40	32.1	15-32	.469	9-21	.429	10-10	1.000	3	22	25	4.2	10	0	0	5	8	10	49	8.2				
1	DUNN, Damian	3-1	82:13	27.4	8-24	.333	4-10	.400	4-6	.667	1	10	11	3.7	8	0	4	5	0	3	24	8.0				
31	DIAZ GRAHAM, Jorge	6-0	55:08	9.2	10-16	.625	8-13	.615	6-7	.857	2	4	6	1.0	5	0	0	0	3	3	34	5.7				
25	DIAZ GRAHAM, Guillermo	6-5	116:20	19.4	12-23	.522	5-16	.313	3-4	.750	9	16	25	4.2	17	0	8	7	5	0	32	5.3				
3	CUMMINGS, Brandin	6-1	91:55	15.3	11-27	.407	3-11	.273	4-5	.800	1	9	10	1.7	8	0	3	2	0	1	29	4.8				
4	AMADOU KANTE, Papa	5-0	33:05	6.6	2-5	.400	0-1	.000	6-8	.750	3	3	6	1.2	8	0	1	1	1	1	10	2.0				
52	DELALIĆ, Amsal	3-0	28:38	9.5	2-3	.667	0-0	.000	2-5	.400	1	5	6	2.0	2	0	1	2	0	1	6	2.0				
11	BARNES, JR., Marlon	1-0	01:56	1.9	0-0	.000	0-0	.000	0-0	.000	0	1	1	1.0	1	0	0	1	0	0	0	0.0				
0	NDIAYE, Amdy	1-0	01:38	1.6	0-0	.000	0-0	.000	0-0	.000	0	0	0	0.0	0	0	0	0	0	0	0	0.0				
Team											2	10	12					2								
Total		6	1200		143-332	.431	45-127	.354	97-113	.858	47	139	186	31.0	102	1	70	72	28	45	428	71.3				
Opponents		6	1200		144-335	.430	53-148	.358	100-128	.781	62	146	208	34.7	105	0	85	74	19	34	441	73.5				

## Team Statistics

	UP	OPP
<b>Scoring</b>	<b>428</b>	<b>441</b>
Points per game	71.3	73.5
Scoring margin	-2.2	-
<b>Field goals-att</b>	<b>143-332</b>	<b>144-335</b>
Field goal pct	.431	.430
<b>3 point fg-att</b>	<b>45-127</b>	<b>53-148</b>
3-point FG pct	.354	.358
3-pt FG made per game	7.5	8.8
<b>Free throws-att</b>	<b>97-113</b>	<b>100-128</b>
Free throw pct	.858	.781
F-Throws made per game	16.2	16.7
<b>Rebounds</b>	<b>186</b>	<b>208</b>
Rebounds per game	31.0	34.7
Rebounding margin	-3.7	-
<b>Assists</b>	<b>70</b>	<b>85</b>
Assists per game	11.7	14.2
<b>Turnovers</b>	<b>72</b>	<b>74</b>
Turnovers per game	12.0	12.3
Turnover margin	+0.3	-
Assist/turnover ratio	1.0	1.1
<b>Steals</b>	<b>45</b>	<b>34</b>
Steals per game	7.5	5.7
<b>Blocks</b>	<b>28</b>	<b>19</b>
Blocks per game	4.7	3.2
<b>Winning streak</b>	<b>0</b>	<b>-</b>
Home win streak	0	-
<b>Attendance</b>	<b>24329</b>	<b>24023</b>
Home games-Avg/Game	3-8110	3-8008
Neutral site-Avg/Game	-	0-0

## Team Results

Date	Opponent		Score	Att.
12/07/2024	at Virginia Tech	W	64-59	8925
01/01/2025	California	W	86-74	7177
01/04/2025	Stanford	W	83-68	8087
01/07/2025	at Duke	L	47-76	9314
01/11/2025	Louisville	L	78-82	9065
01/15/2025	at Florida St.	L	70-82	5784