



LOUISVILLE

2024-25 MEN'S BASKETBALL GAME NOTES

PRIMARY MEDIA CONTACT: Dana Brown, Assistant Director • dana@gocards.com • (317) 752-6161

LOUISVILLE (10-5, 3-1 ACC) VS. [RV] CLEMSON (12-3, 4-0 ACC)

Tuesday, Jan. 7 | 7 p.m. ET | Louisville, Ky.
KFC Yum! Center (22,090)

LISTEN [Cardinal Sports Network](#)

• Paul Rogers (pxp), Bob Valvano (analysis)

WATCH [ESPN](#)

• Matt Schumacker (pxp), Debbie Antonelli (analysis)

LIVE STATS [Louisville Statbroadcast](#)

OFFICIALS

• Doug Simons, Tim Clougherty, Brooks Wells

OCTOBER

| | | | |
|----|--------------------|-------|-----------|
| 21 | Young Harris (EXH) | ACCNX | W, 106-59 |
| 28 | Spalding (EXH) | ACCNX | W, 99-54 |

NOVEMBER (5-2)

| | | | |
|----|--------------------|-------|-------------|
| 4 | Morehead State | ACCNX | W, 93-45 |
| 9 | #12 Tennessee | ACCN | L, 77-55 |
| 19 | Bellarmine | ACCNX | W, 100-68 |
| 22 | Winthrop | ACCNX | W, 76-61 |
| 27 | #14/15 Indiana (1) | ESPN | W, 89-61 |
| 28 | West Virginia (1) | ESPN | W, 79-70 OT |
| 29 | Oklahoma (1) | ESPN | L, 69-64 |

DECEMBER (3-3)

| | | | |
|----|---------------------|--------|----------|
| 3 | #23/20 Ole Miss (2) | ACCN | L, 86-63 |
| 8 | #9 Duke* | ACCN | L, 76-65 |
| 11 | UTEP | ACCNX | W, 77-74 |
| 14 | at #5 Kentucky | ESPN | L, 93-85 |
| 21 | at Florida State* | The CW | W, 90-76 |
| 28 | Eastern Kentucky | The CW | W, 78-76 |

JANUARY (2-0)

| | | | |
|----|-----------------|--------------|---------------|
| 1 | North Carolina* | ACCN | W, 83-70 |
| 4 | at Virginia* | ACCN | W, 70-50 |
| 7 | Clemson* | ESPNU | 7 p.m. |
| 11 | at Pittsburgh* | ESPN2 | 12 p.m. |
| 14 | at Syracuse* | ACCN | 7 p.m. |
| 18 | Virginia* | ESPN2/U | 12 p.m. |
| 21 | at SMU* | ACCN | 9 p.m. |
| 28 | Wake Forest* | ACCN | 7 p.m. |

FEBRUARY (0-0)

| | | | |
|----|--------------------|---------|-----------|
| 1 | at Georgia Tech* | The CW | 3:45 p.m. |
| 5 | at Boston College* | ACCN | 7 p.m. |
| 8 | Miami* | ESPN2 | 2 p.m. |
| 12 | at NC State* | ESPN2/U | 7 p.m. |
| 16 | at Notre Dame* | ACCN | 8 p.m. |
| 22 | Florida State* | The CW | 12 p.m. |
| 25 | at Virginia Tech* | ACCN | 9 p.m. |

MARCH (0-0)

| | | | |
|---|-------------|-------|--------|
| 1 | Pittsburgh* | ESPN2 | 6 p.m. |
| 5 | Cal* | ACCN | 9 p.m. |
| 8 | Stanford* | ESPNU | 2 p.m. |

(*) ACC Game

(1) Battle 4 Atlantis (Paradise Island, Bahamas)

(2) SEC/ACC Challenge 2024 (Louisville, Ky.)

KEY PAGES

Page 2 | Media Resources

Page 3 | Roster/Staff

Page 4 | Ranking Summary

Page 5 | ACC Information

Pgs. 5-8 | Notes

Pgs. 9-10 | Last Time it Happened

Page 12-13 | Pat Kelsey

Pgs. 14-30 | Player Bios

Page 45 | Radio/TV Roster

PRIOR TO PLAYING

Louisville men's basketball returns home to the KFC Yum! Center for a midweek matchup against Clemson on Tuesday evening at 7 p.m. The game will be broadcast on ESPN.

The Cardinals recently won at Virginia 70-50, the first time UofL has won in Charlottesville since 1990. The Tigers are currently undefeated in ACC play, most recently besting Cal 80-68.

Louisville leads the all-time series 9-6 over Clemson. The Tigers have never won in Louisville as the Cards hold a perfect 8-0 record at home. **The full series between the two teams can be found on Page 46.**

AT TODAY'S GAME

Season Ticket Member Appreciation

UofL Athletics will celebrate men's basketball season ticket holders with exclusive giveaways, recognitions and activations.

CARDINAL NOTES

- Louisville's five losses have all come to teams now ranked in the AP Top 25: No. 1 Tennessee (14-0), No. 4 Duke (12-2), No. 6 Kentucky (12-2), No. 17 Oklahoma (13-1) and No. 23 Ole Miss (12-2). As of Jan. 6, those teams are a combined 63-7.
- Against North Carolina on Jan. 1, **Chucky Hepburn** made 16 free throws, tying the program record for free throws made in a single game.
- Louisville played five ranked opponents before the New Year. The Cardinals have the 12th best strength of schedule according to KenPom as of Jan. 6. **See 'Stiff Competition' on Page 6.**
- As of Jan. 6, Louisville is eighth in the country in 3-point attempts per game (31.1), 52nd in free throw attempts per game (23.1) and 54th in free throws made per game (16.7). **Find the full ranking summary on Page 4.**
- As of Jan. 6, **Chucky Hepburn** is 14th in the country in steals per game at 2.53 and 10th in total steals with 38. **Reyne Smith** is fourth in total 3-pointers made (53), fifth in the country total 3-point attempts (138) and ninth in 3-pointers per game at 3.53.
- Sophomore forward **James Scott** is seventh in the country in dunks as of Jan. 6 with 30 makes on the year, according to Bart Torvik. He leads the ACC in that category.
- Senior guard **Reyne Smith** was named ACC Player of the Week on Dec. 23 for his 27-point performance at Florida State. It was just the third time in the program's 11 years in the ACC that Louisville has had multiple ACC Player of the Week awards as **Chucky Hepburn** also earned that title on Dec. 2.
- Against Florida State on Dec. 21, **Chucky Hepburn** and **Terrence Edwards Jr.** both logged eight assists apiece; it was the first Louisville game to have two Cardinals log at least eight assists each in the same game since Peyton Siva and Gorgui Deng both had eight against Syracuse in the 2013 Big East Tournament championship game.
- Louisville's 89-61 victory over No. 14/15 Indiana in the quarterfinals of the Battle 4 Atlantis was Louisville's first win over a ranked team since beating No. 19/20 Virginia Tech 73-71 on Jan. 6, 2021. It's the highest ranked opponent the Cards have beat since beating No. 3 Duke 79-73 on Jan. 18, 2020.
- In the win over Indiana, UofL's **Chucky Hepburn** logged 16 points, 10 assists and seven steals. He's the first DI player with at least those marks since Markquis Nowell of Kansas State did it against West Virginia with 23 points on Dec. 31, 2022.

INSIDE THE MATCHUP



LOUISVILLE CARDINALS

| | |
|-------------------|---------------------------|
| 2024-25 Record | 10-5 (3-1 ACC) |
| Ranking | NR |
| 2024-25 NCAA NET | 39 |
| Last Game | W, 70-50 at Virginia |
| Head Coach | Pat Kelsey |
| Career Record | 271-127 (13th season) |
| Record at School | 10-5 (First season) |
| Leading Scorer | Chucky Hepburn (15.5 ppg) |
| Leading Rebounder | J'Vonne Hadley (7.7 rpg) |
| Leading Assists | Chucky Hepburn (5.5 apg) |



CLEMSON TIGERS

| | |
|-------------------|----------------------------|
| 2024-25 Record | 12-3 (4-0 ACC) |
| Ranking | RV |
| 2024-25 NCAA NET | 37 |
| Last Game | W, 80-68 vs. Cal |
| Head Coach | Brad Brownell |
| Career Record | 444-277 (23rd season) |
| Record at School | 277-192 (15th season) |
| Leading Scorer | Chase Hunter (17.3 ppg) |
| Leading Rebounder | Ian Schieffelin (10.8 rpg) |
| Leading Assists | Jaeden Zackery (3.3 apg) |

MEDIA CONTACT: This information has been prepared to aid you in covering the Cardinals this season. Additional information is available through Dana Brown UofL's primary men's basketball contact (cell: 317-752-6161, email dana@gocards.com).

MEDIA CREDENTIALS: To obtain credentials for a UofL home contest, please make the request via the credential link at gocards.com/mbbmedia or through Dana Brown (dana@gocards.com). Credentials are held at Media Will Call, located inside the Suite Entrance on the Second Street side of the KFC Yum! Center (front right side of the arena). Credentials will not be mailed. Passes are limited to WORKING MEDIA ONLY. The media room is located on the event level, the first door to the right after entering the Suite Entrance/Media Entrance. Media seating is either at courtside or at tables in designated corner areas of the arena in Section 120.

INTERNET ACCESS: Wireless internet access is available throughout the KFC Yum! Center. A password is required for special media access. Wired connections are also available in the media room.

TELEPHONES: Media desiring personal phone service should have a phone installed through the KFC Yum! Center by calling (502) 690-9000 in advance. Please list Dana Brown as the contact for placement.

PHOTO: Photographers are limited to working within designated boxes on the baseline at each end of the court. An upper photo area position may be provided if requested in advance. Photo work space, equipped with wired internet access, is available within the media work room (two digital photo rooms). Specific protocols will be provided to those who receive limited credentials.

PARKING: Limited media parking is available in garages within one block of the KFC Yum! Center. Some require a pass to have in hand in advance, others are operated from a list supplied by UofL. Requests should be made well in advance to Dana Brown.

NOTES/STATS: Game notes and statistics will be available online at www.GoCards.com/mbbmedia. Live statistics will be available during the event

online on GoCards.com, the CardsMobile app and Louisville.statbroadcast.com. A pdf of the final statistics will be posted postgame on GoCards.com. Broadcast personnel will have access to a computer monitor displaying live game statistics throughout the game.

MEDIA ROOM: The KFC Yum! Center media room will open two hours prior to tipoff and will close two hours after conclusion of the game. Only those who make special arrangements with Dana Brown (dana@gocards.com) in advance will be permitted in the media areas any earlier. If you anticipate needing additional time postgame, you may wish to work from home or another location.

FOOD/REFRESHMENTS: A pregame buffet meal and fountain drinks are planned on game day through our partnership with our concessionaire Centerplate.

POSTGAME: Louisville head coach Pat Kelsey and select Cardinal players will be available to the media postgame as soon as possible following the NCAA-mandated cooling off period. Please coordinate with the visiting SID to confirm their planned postgame protocol. If agreed to by the visiting coach, that coach will come to the interview room at a time which best fits their postgame schedule.

INTERVIEWS: Coach Pat Kelsey (or an assistant coach) and selected players are generally available by news conference prior to each game, schedule permitting. That availability may take place in person, online or in a hybrid format. To request a specific interview with Coach Kelsey or a player, please email Dana Brown (dana@gocards.com).

INTERNET SERVICES: UofL is partnered with Sidearm Sports to host its official athletic site. Located at GoCards.com, the web site contains updated game notes, cumulative statistics, box scores from previous games, weekly video interviews with Coach Pat Kelsey and selected players, and many other resources. Information is also available with UofL's CardsMobile app, available for both iPhone and Android users. The media guide is also available online in both a pdf and interactive format. The Atlantic Coast Conference site is located at www.theacc.com.

FOLLOW THE CARDINALS



James Scott
J'Vonne Hadley
Koren Johnson
Cole Sherman
Terrence Edwards Jr.
Reyne Smith
Kasean Pryor
Kobe Rodgers
Patrick Antonelli
Frank Anselem-Ibe
Aly Khalifa
Chucky Hepburn
Aboubacar Traore
Aidan McCool
Spencer Legg
Noah Waterman

[jvonnehadley](https://twitter.com/jvonnehadley)
[korenjohnson3](https://twitter.com/korenjohnson3)
[colesherman_](https://twitter.com/colesherman_)
[fg_fatt](https://twitter.com/fg_fatt)
[reynesmith1](https://twitter.com/reynesmith1)
[kasean](https://twitter.com/kasean)
[koberodgers11](https://twitter.com/koberodgers11)
[patantonelli2](https://twitter.com/patantonelli2)
[the2kfranky](https://twitter.com/the2kfranky)
[aly_khalifa15](https://twitter.com/aly_khalifa15)
[chuckyhepburn](https://twitter.com/chuckyhepburn)



[oojamesellis](https://www.instagram.com/ojamesellis)
[jvonnehadley](https://www.instagram.com/jvonnehadley)
[korenjohnson3](https://www.instagram.com/korenjohnson3)
[colesherman5](https://www.instagram.com/colesherman5)
[rixh.fatt](https://www.instagram.com/rixh.fatt)
[_reynesmith](https://www.instagram.com/_reynesmith)
[kaseannnn](https://www.instagram.com/kaseannnn)
[koberodgers11](https://www.instagram.com/koberodgers11)
[patrickantonelli2](https://www.instagram.com/patrickantonelli2)
[the2kfranky](https://www.instagram.com/the2kfranky)
[alykhalifa15](https://www.instagram.com/alykhalifa15)
[chucky.hepburn](https://www.instagram.com/chucky.hepburn)
[mr_kader](https://www.instagram.com/mr_kader)
[aidanmccool12](https://www.instagram.com/aidanmccool12)
[spencerlegg](https://www.instagram.com/spencerlegg)
[watermannnoah](https://www.instagram.com/watermannnoah)

Pat Kelsey
Brian Kloran
Ronnie Hamilton
Thomas Carr
Mike Cassidy
Jermaine Ukaegbu
Eli Foy

[patkelsey](https://twitter.com/patkelsey)
[coach_kloran](https://twitter.com/coach_kloran)
[coachrhilton](https://twitter.com/coachrhilton)
[coach__carr](https://twitter.com/coach__carr)

[pat_kelsey](https://twitter.com/pat_kelsey)

[coach_carr](https://twitter.com/coach_carr)
[mikecassidy7](https://twitter.com/mikecassidy7)
[watchme_coach](https://twitter.com/watchme_coach)
[coach_foyboi](https://twitter.com/coach_foyboi)

FOLLOW LOUISVILLE BASKETBALL



LouisvilleMBB

YouTube



/GoCards

GoCards.com

2024-25 DIGITAL MEDIA CENTER

Scan the QR Code
or visit link below
to access guide
at GoCards.com

<https://GoCards.com/MBBMedia>



2024-25 ROSTER

NUMERICAL ROSTER

| No. | Name | Pos. | Ht. | Wt. | Yr. | Exp. | Hometown (Prev. School) |
|-----|----------------------|------|------|-----|-----|------|---|
| 0 | James Scott | F | 6-11 | 220 | So. | TR | Fayetteville, N.C. (College of Charleston) |
| 1 | J'Vonne Hadley | G | 6-6 | 215 | 5th | TR | St. Paul, Minn. (Colorado) |
| 3 | Koren Johnson | G | 6-2 | 175 | Jr. | TR | Seattle, Wash. (Washington) |
| 4 | Cole Sherman | G | 5-11 | 190 | Jr. | TR | Louisville, Ky. (Northern Kentucky) |
| 5 | Terrence Edwards Jr. | G/F | 6-6 | 205 | 5th | TR | Atlanta, Ga. (James Madison) |
| 6 | Reyne Smith | G | 6-2 | 190 | Sr. | TR | Ulverstone, Australia (College of Charleston) |
| 7 | Kasean Pryor | F | 6-10 | 225 | 5th | TR | Chicago, Ill. (South Florida) |
| 9 | Khani Rooths | F | 6-8 | 205 | Fr. | HS | Washington, D.C. (IMG Academy) |
| 11 | Kobe Rodgers | G | 6-3 | 185 | Sr. | TR | Cincinnati, Ohio (College of Charleston) |
| 12 | Patrick Antonelli | G | 5-11 | 170 | 5th | TR | Mount Pleasant, S.C. (Emory & Henry) |
| 13 | Frank Anselem-Ibe | C | 6-10 | 220 | 5th | TR | Lagos, Nigeria (Georgia) |
| 15 | Aly Khalifa | C | 6-11 | 275 | Sr. | TR | Alexandria, Egypt (BYU) |
| 24 | Chucky Hepburn | G | 6-2 | 190 | Sr. | TR | Omaha, Neb. (Wisconsin) |
| 25 | Aboubacar Traore | F | 6-5 | 205 | Sr. | TR | Abidjan, Côte D'Ivoire (Long Beach State) |
| 33 | Aidan McCool | G | 6-3 | 170 | 5th | 2L | Charleston, S.C. (Maryland) |
| 55 | Spencer Legg | G | 6-7 | 200 | Jr. | TR | Washington, D.C. (College of Charleston) |
| 93 | Noah Waterman | F | 6-11 | 230 | 6th | TR | Savannah, N.Y. (BYU) |

COACHING AND SUPPORT STAFF

| Name | Title | Alma Mater (Year) | Year at UofL |
|-------------------|---|------------------------------|--------------|
| Pat Kelsey | Head Coach | Xavier (1998) | First Year |
| Brian Kloman | Assistant Coach | Tennessee (2002) | First Year |
| Ronnie Hamilton | Assistant Coach | Duke (2002) | First Year |
| Thomas Carr | Assistant Coach | Pfeiffer (2008) | First Year |
| Mike Cassidy | Assistant Coach | ACPE (2018) | First Year |
| Jermaine Ukaegbu | Dir. of Player Personnel/Assistant Coach | Winthrop (2019) | First Year |
| Eli Foy | Head Strength & Conditioning Coach/Chief of Staff | Arizona (2014) | First Year |
| Mitch Johnson | Director of Operations | Cincinnati (2021) | First Year |
| Peyton Siva | Dir. of Player Development/Alumni Relations | Louisville (2013) | First Year |
| Braden Connor | Special Assistant to the Head Coach | Thomas More (2021) | First Year |
| Tom Pupavac | Creative Director | Winthrop (2021) | First Year |
| Jonah Wexler | Director of Video & Analytics | College of Charleston (2024) | First Year |
| Katie Creznic | Associate Athletic Trainer | Messiah (2013) | First Year |
| Stephanie Davis | Executive Assistant | Louisville (2015) | 23rd year |
| Charlie Champagne | Graduate Manager | Christian Brothers (2023) | First year |
| Jacob Monesson | Graduate Manager | LSU (2024) | First year |
| Logan Padgett | Graduate Manager | Manhattan (2024) | First year |
| Kyle Zunic | Graduate Manager | Winthrop (2021) | First year |

PLAYER/COACH PRONUNCIATION GUIDE

| Name | Pronunciation |
|--------------------------|-------------------------------|
| Frank Anselem-Ibe | AN-suh-lum EE-bay (like Ebay) |
| J'Vonne Hadley | juh-VON |
| Koren Johnson | CORE-in |
| Kasean Pryor | KAY-sin (rhymes with Jason) |
| Khani Rooths | kuh-NAI |
| Reyne Smith | RAIN |
| Aboubacar Traore | uh-BOO-buh-car TRY-or-ay |
| Brian Kloman | KLOH-man |
| Jermaine Ukaegbu | oo-KAY-boo |
| Tom Pupavac | PUP-uh-vack |

PRONUNCIATIONS

Trouble with pronunciations? Check out the Ear It pronunciations for the Cardinals from the men's basketball roster on GoCards.com. The links next to player names on the roster are supplied by TheNameEngine.com, an interactive audio service that provides proper audio pronunciations. Pronunciations are also available [HERE](#) on YouTube.

TEAM RANKING SUMMARY (THRU 1/5)

| | LOUISVILLE | | | CLEMSON | | |
|--------------------------------|---------------|-----------------|-------|---------------|-----------------|-------|
| Statistic | National Rank | Conference Rank | Value | National Rank | Conference Rank | Value |
| Assist/Turnover Ratio | 187 | 12 | 1.15 | 86 | 6 | 1.36 |
| Assists per game | 219 | 12 | 13.5 | 139 | 5 | 14.6 |
| Bench points per game | 87 | 6 | 26.13 | 282 | 14 | 18.27 |
| Blocks per game | 200 | 15 | 3.1 | 144 | 13 | 3.6 |
| Effective FG pct | 222 | 14 | .507 | 99 | 6 | .538 |
| Fastbreak points | 340 | 17 | 5.67 | 258 | 11 | 8.73 |
| Field goal percentage | 272 | 17 | 43.0 | 115 | 8 | 46.4 |
| Field goal percentage defense | 240 | 12 | 44.2 | 188 | 9 | 43.2 |
| Fouls per game | 118 | 5 | 16.2 | 82 | 4 | 15.6 |
| Free throw attempts per game | 52 | 5 | 23.1 | 236 | 14 | 18.1 |
| Free throw percentage | 154 | 14 | 72.3 | 21 | 1 | 78.2 |
| Free throws made per game | 54 | 5 | 16.7 | 156 | 12 | 14.1 |
| Rebound margin | 70 | 3 | 5.4 | 129 | 9 | 3.4 |
| Rebounds (defensive) per game | 163 | 8 | 25.73 | 255 | 13 | 24.27 |
| Rebounds (offensive) per game | 51 | 2 | 12.93 | 134 | 7 | 11.53 |
| Rebounds per game | 64 | 3 | 38.67 | 210 | 11 | 35.80 |
| Scoring defense | 150 | 8 | 70.1 | 74 | 4 | 66.9 |
| Scoring margin | 115 | 6 | 7.7 | 65 | 4 | 11.7 |
| Scoring offense | 119 | 8 | 77.8 | 108 | 6 | 78.5 |
| Steals per game | 185 | 7 | 7.0 | 96 | 2 | 7.9 |
| Three point attempts per game | 8 | 1 | 31.1 | 163 | 6 | 23.5 |
| Three point percentage | 319 | 16 | 29.8 | 34 | 2 | 38.0 |
| Three point percentage defense | 252 | 12 | 34.3 | 146 | 7 | 32.0 |
| Three pointers per game | 68 | 2 | 9.3 | 87 | 3 | 8.9 |
| Turnover margin | 90 | 7 | 2.1 | 35 | 2 | 3.5 |
| Turnovers forced per game | 93 | 4 | 13.8 | 71 | 3 | 14.2 |
| Turnovers per game | 137 | 11 | 11.7 | 59 | 6 | 10.7 |
| Winning percentage | 97 | 7 | 66.7 | 34 | 3 | 80.0 |

AROUND THE ACC

CARDS IN 2024-25 ACC STATISTICS (thru 1/5)

| CATEGORY | TEAM | PLAYERS (PLACE IN ACC, VALUE) |
|-----------------|-------------|-------------------------------|
| Scoring Offense | 8th, 77.80 | Hepburn (14th, 15.53) |
| Scoring Defense | 8th, 70.13 | -- |
| Scoring Margin | 6th, +7.67 | -- |
| Free Throw % | 14th, .723 | Hepburn (8th, .830) |
| Field Goal % | 17th, .430 | N/A |
| FG% Defense | 12th, .442 | -- |
| 3-Point FG% | 16th, .298 | Smith (3rd, .384) |
| 3-Point FG Made | 2nd, 9.27 | Smith (1st, 3.53) |
| 3-Pt. FG% Def. | 12th, .343 | -- |
| Reb. Offense | 3rd, 38.67 | Hadley (7th, 7.73) |
| Reb. Defense | 12th, 33.27 | -- |
| Reb. Margin | 3rd, +5.40 | -- |
| Offensive Rebs. | 2nd, 12.93 | Scott (9th, 2.47) |
| Defensive Rebs. | 8th, 25.73 | Hadley (7th, 5.53) |
| Blocked Shots | 15th, 3.13 | N/A |
| Assists | 12th, 13.47 | Hepburn (5th, 5.47) |
| Steals | 7th, 7.00 | Hepburn (1st, 2.53) |
| TO Margin | 7th, +2.13 | -- |
| A/TO Ratio | 12th, 1.15 | Hepburn (12th, 1.86) |
| Minutes Played | -- | Hepburn (13th, 33.02) |

2024-25 PRESEASON ACC MEDIA POLL

- Duke (42), 956
 - North Carolina (11), 924
 - Wake Forest (1), 800
 - Clemson, 765
 - Virginia, 743
 - Miami, 659
 - Pitt, 636
 - NC State, 550
 - Louisville, 518**
 - Notre Dame, 462
 - Syracuse, 454
 - Georgia Tech, 433
 - SMU, 344
 - Virginia Tech, 252
 - Florida State, 251
 - California, 206
 - Stanford, 165
 - Boston College, 116
- First-place votes in parentheses*



2024-25 ACC STANDINGS (thru 1/5)

| | [---ACC---] | | [---Overall---] | |
|--------------------|-------------|-------------|-----------------|-------------|
| | W-L | PCT | W-L | PCT |
| 1. Duke | 4-0 | 1.000 | 12-2 | .857 |
| Clemson | 4-0 | 1.000 | 12-3 | .800 |
| 3. Pitt | 3-0 | 1.000 | 12-2 | .857 |
| 4. Wake Forest | 3-1 | .750 | 11-4 | .733 |
| Louisville | 3-1 | .750 | 10-5 | .667 |
| 6. SMU | 2-1 | .667 | 11-3 | .786 |
| North Carolina | 2-1 | .667 | 9-6 | .600 |
| 8. Georgia Tech | 2-2 | .500 | 8-7 | .533 |
| 9. Florida State | 1-2 | .333 | 10-4 | .714 |
| Stanford | 1-2 | .333 | 9-5 | .643 |
| Virginia | 1-2 | .333 | 8-6 | .571 |
| NC State | 1-2 | .333 | 8-6 | .571 |
| Notre Dame | 1-2 | .333 | 7-7 | .500 |
| Virginia Tech | 1-2 | .333 | 6-8 | .429 |
| 15. Boston College | 1-3 | .250 | 9-6 | .600 |
| California | 0-3 | .000 | 7-7 | .500 |
| Syracuse | 0-3 | .000 | 6-8 | .429 |
| Miami | 0-3 | .000 | 4-10 | .286 |

NOTES ON THE PROGRAM

TRADITION OF WINNING

Louisville has an all-time record of 1,794-1,016 in 111 seasons of intercollegiate basketball. The Cardinals rank among the top-15 all-time in winning percentage (does not include 123-3 record vacated by NCAA). The Cardinals played their first official men's basketball game on Jan. 28, 1912 when they lost 35-3 to Louisville YMCA, but did not field teams in 1916-17, 1922-23 or 1942-43. The Cardinals have produced winning seasons in 73 of the last 79 years, including winning 20 or more games in 18 of the last 22 seasons and 30 or more in three of the last 13 years in on court results.

TOURNAMENT SUCCESS

UofL is tied for eighth nationally with eight Final Four appearances. No other school went to the Final Four four times during the 1980s, and Louisville won two NCAA titles in that decade, winning the national championship in 1980 and 1986. Louisville's 39 NCAA Tournament appearances are tied for eighth best all-time, and its 102 NCAA Tournament games ranks 10th for most played in the event (61-41 record) (does not include four NCAA appearances, a 15-3 record, two Final Fours and the 2013 national championship vacated by the NCAA). The Cards have reached the Sweet 16 on 17 occasions and have advanced to the Elite Eight 11 times.

Most All-Time Final Four Appearances

| Team | Final Four Appearances |
|-------------------|------------------------|
| North Carolina | 21 |
| UCLA | 18 |
| Kentucky | 17 |
| Duke | 17 |
| Kansas | 16 |
| Ohio State | 10 |
| Michigan State | 10 |
| Louisville | 8 |
| Indiana | 8 |

PRO CARDS

The Cardinals have had 77 players drafted by the NBA, including 25 first-round selections. David Johnson was the latest Cardinal chosen with the 47th pick in the 2021 draft by the Toronto Raptors. Donovan Mitchell was UofL's latest first round selection in the 2017 draft as the 13th overall pick by the Denver Nuggets and was subsequently traded to the Utah Jazz. He's now with the Cleveland Cavaliers and is a five-time NBA All-Star. Jordan Nwora (2021) and Damion Lee (2022) have both won NBA championships, and Carlik Jones was the 2022-23 G League Most Valuable Player. Nineteen Cardinals have played in the NBA over the last 10 years, while at least 22 former UofL players are expected to play professionally this year in the NBA, G League or overseas.

More info on Cardinals in the NBA Draft: <https://uofl.me/3geNA8o>

Louisville Players on Active NBA Roster Currently

| Player | 2024-25 Team | Years in League |
|------------------|---------------------|-----------------|
| Terry Rozier | Miami Heat | 10 |
| Damion Lee | Phoenix Suns | 8 |
| Donovan Mitchell | Cleveland Cavaliers | 8 |

CROWD SUPPORT

Louisville has ranked among the top seven nationally in average home attendance in 40 of the last 43 years. UofL has played 14 full seasons in its spectacular home, the 22,090 seat KFC Yum! Center in downtown Louisville. The Cardinals have a 196-63 record in 14 seasons in the KFC Yum! Center (.757). Louisville attracted approximately 4.2 million fans in its first 14 years in the Yum! Center, including a total attendance of 298,846 in 18 games in 2019-20 (last year pre-COVID).

CHAMPIONSHIP GUESTS

The eventual national champion has played in Louisville's home arena, the KFC Yum! Center, in seven of the arena's 14 seasons in existence. Louisville faced eventual champions Connecticut (2011, 2014), Duke (2015) and Virginia (2019) in home games, Kentucky (2012) won a pair of games in the 2012 NCAA second and third rounds in the KFC Yum! Center, 2016 champion Villanova won the NCAA South Regional in Louisville, and UofL won the 2013 itself (later vacated).

NATIONAL SPOTLIGHT

The Cardinals are one of the most televised teams in college basketball. UofL games will be televised on national networks during the 2024-25 regular season on double-digit occasions. Every possible UofL game over the past 41 years has been televised on either a live or delayed basis – a total of over 1,300 games – including over 600 national television appearances.

AMERICA'S TOP BASKETBALL MARKET

Louisville is consistently the highest-rated television market for college basketball. Louisville has been the top market for more than 20 years since organizations began tracking the data. Louisville's 4.2 rating during the 2018-19 season was well above the next closest market (Knoxville with a 2.9 rating). Louisville has historically been the top television market for the NCAA Tournament as well.

AT HOME IN THE TOP 25

The Cardinals have been ranked on 656 occasions in the AP poll, sixth most all-time. Louisville has been among the top ten on 302 occasions, including 14 times in the 2019-20 season. Louisville's No. 1 ranking in the Dec. 2 and 9, 2019, Associated Press polls were just the third and fourth times UofL has ever been ranked as the No. 1 team in the nation in the AP poll. The other two were March 16, 2009 in the final AP poll of the season; and Jan. 14, 2013. UofL has been ranked as the No. 1 team in the nation in the coaches poll on five occasions, including twice in 2019-20. The other three were in the 1986-87 preseason UPI coaches poll; in the ESPN/USA Today poll on March 15, 2009; and in the final USA Today coaches poll of 2012-13 on April 8, 2013.

All-Time Finishes in the AP Final Poll Top 15

| Team | Top-15 Finishes |
|-------------------|-----------------|
| Kentucky | 49 |
| North Carolina | 47 |
| Duke | 47 |
| Kansas | 40 |
| UCLA | 35 |
| Arizona | 26 |
| Louisville | 25 |
| Cincinnati | 20 |
| Michigan | 20 |
| Michigan State | 20 |

RANKED COMPETITION

Louisville has won 46 of its last 118 games against AP ranked opponents. The Cardinals most recently broke a 16-game losing streak and beat No.

14/15 Indiana in its last Top 25 matchup. UofL has a 63-84 record against Top 25 teams over the last 15 years. The Cards have been victorious 10 of the last 31 times they have faced an AP top-five foe. UofL has won 23 of its last 63 games when facing Top 10 teams.

NON-CONFERENCE DOMINANCE

UofL has a 258-83 record (.757) against non-conference opponents over the last 24 seasons (includes postseason), including a 188-27 record in home regular season non-conference games. The Cardinals are 112-18 at home in regular season non-conference games over the last 15 seasons.

STIFF COMPETITION

Louisville played five ranked teams all before Dec. 15. UofL played No. 12 Tennessee on Nov. 9 in the KFC Yum! Center in front of 16,976 fans. The Cardinals beat No. 14/15 in the quarterfinals of the Battle 4 Atlantis tournament. Louisville played No. 23/20 Ole Miss, then opened ACC play with No. 9 Duke. The Cards then played on the road at No. 5 Kentucky on Dec. 14.

THE 1K CLUB

Louisville is tied for second nationally, behind North Carolina, with 69 all-time 1,000 point scorers. Jordan Nwora (1,294 points in three seasons) was the latest Cardinal to reach that milestone in 2019-20.

Programs with Most 1,000-Point Career Scorers

| Team | 1,000-Point Scorers |
|-------------------|---------------------|
| North Carolina | 81 |
| Louisville | 69 |
| Duke | 69 |
| Villanova | 67 |
| Notre Dame | 67 |
| Kansas | 66 |
| Syracuse | 65 |

ACADEMIC STANDARD

The Cards have attained a collective 3.0 GPA in 27 of the last 32 semesters. They posted a 3.017 team GPA for the entire 2023-24 academic year. UofL was recognized in July as a recipient of the Team Academic Excellence Award from the National Association of Basketball Coaches (NABC). In order to receive the award, a program must achieve a team GPA of 3.0 or higher for the previous academic year.

NOTES ON GAMES

BATTLED IN ATLANTIS

Louisville took its second trip to the Bahamas to compete in the Battle 4 Atlantis Nov. 27-29. The Cardinals opened the trip with a resounding 89-61 victory over No. 14/15 Indiana. Against Indiana, Louisville's 23 assists were its most since having 23 in a 90-66 win against Syracuse on Feb. 19, 2020. It's 15 steals were the most since logging 15 in a 77-54 win over Georgia Tech on Feb. 8, 2018. Next, UofL beat West Virginia 79-70 in its first overtime game of the season. It was UofL's largest margin of victory in an overtime game since beating North Carolina 78-68 on Jan. 31, 2015, and the biggest overtime win away from home since beating West Virginia 82-71 in double overtime on March 8, 2007, in the Big East Tournament. Louisville eventually fell in the Battle 4 Atlantis Championship 69-64 against undefeated Oklahoma.

BIG WINNERS

Louisville's 48-point season-opening victory over Morehead State on Nov. 4 was Louisville's largest margin of victory since a 104-54 win vs. Southern on Nov. 13, 2018, and largest in a season opener since a 92-38 win vs. South Alabama on Nov. 18, 2001.

DENY, DENY, DENY

Against Winthrop on Nov. 22, Louisville logged 10 blocks, including seven in the first half. Sophomore James Scott blocked five on his own. The 10 total, seven in a half and Scott's five were all the first time those feats happened for the Cardinals since March 7, 2018 against Florida State.

FLYING IN THE FIRST HALF

Louisville's 48 first-half points against Bellarmine on Nov. 19 were the most since leading Eastern Kentucky 50-32 at halftime on Dec. 14, 2019.

DEFENSIVE PROWESS

In its season opener against Morehead State on Nov. 4, the Cardinals held the Eagles to a 23.1% clip from the floor. It's the lowest field goal percentage of any Louisville opponent since Nov. 13, 2015 when the Cards held Samford to 21.0%.

LIVING ON ISLAND TIME

The Cardinals took a foreign tour trip to the Bahamas in late July/early August to compete in two exhibition games as part of the Baha Mar Hoops Summer League. Louisville won the first exhibition game played in July in the program's record, defeating the Bahamas Select team 111-59 on July 30, 2024. The Cardinals dished out 38 assists in the victory which would have been a program record in a regulation game. Louisville defeated the Calgary Dinos 111-71 on August 1 to finish off the trip.

NOTES ON THE CARDINALS

HEPBURN'S HOT HAND

Chucky Hepburn was named ACC Player of the Week on Monday, Dec. 2 after his dominant performance in the Battle 4 Atlantis. It's Louisville's first Player of the Week accolade since Feb. 20, 2023. Over the three contests, Hepburn averaged 20 points per game, shooting 62.5% from the field, netting 20 of 32 attempts. He added a 77.8% clip from the charity stripe and totaled 16 assists against just nine turnovers. He

A THIEF IN THE NIGHT

Chucky Hepburn is the first Cardinal since Russ Smith (2011-12) to log three games of six or more steals in a single season. He grabbed six against No. 12 Tennessee and West Virginia and seven against No. 14/15 Indiana.

DOUBLE-DOUBLE DEBUT

In his Louisville debut, fifth-year senior **Kasean Pryor** logged a double-double of 18 points and 12 rebounds against Morehead State on Nov. 4. He is one of seven Cardinals since 1965 to produce a double-double in their first time on the court in a Louisville uniform. Others include Chane Behanan (14 and 12, 11/11/11), David Padgett (17 and 10, 12/3/05), Marvin Stone (19 and 11, 12/18/02), Greg Minor (16 and 10, 11/23/91), Larry Williams (10 and 14, 11/29/75) and Wes Unseld (19 and 28, 12/1/65).

THE OLDEST KIDS ON THE BLOCK

The Cardinals are one of the more experienced teams in the country this season. Between the 17-man roster, the average amount of years in college basketball is 3.0 years with just two underclassmen on the roster. The Cards have 12 players designated as seniors this season, tied with Western Kentucky for the most on any team in men's DI college basketball. Louisville is one of four programs with seven or more fifth-year seniors or older.

| School | 5th Years | 6th Years | 7th Years | Total |
|-------------------|-----------|-----------|-----------|----------|
| Oklahoma State | 7 | 1 | 0 | 8 |
| Louisville | 6 | 1 | 0 | 7 |
| Charlotte | 5 | 1 | 1 | 7 |
| Wichita State | 5 | 2 | 0 | 7 |

UNDERCLASSMEN UNDERDOGS

Louisville has just two underclassmen in freshman Khani Rooths and sophomore James Scott. Louisville is one of just 11 schools in DI that has two or fewer underclassmen on their roster, and the only Power Four school in that list. Nicholls and Texas Southern have zero, Florida A&M has one and Texas State, Northern Arizona, Wagner, Howard, NC Central, Mississippi Valley State and FIU all have two like Louisville.

WINNERS WIN

Louisville has 11 players who were on teams that played in the 2024 NCAA Tournament. The roster in total has made 14 NCAA Division I Tournament appearances at their previous schools, playing in 20 NCAA Tournament games across their careers. Louisville has 12 players that were on teams that won 20 or more games in the 2023-24 season.

NEW NUMERALS

For the first time since 1955, there will be Louisville Cardinals wearing single-digits above the numeral of 5. Reyne Smith will don the number 6, **Kasean Pryor** 7 and **Khani Rooths** 9. For the first time ever, the number 93 will be worn by a Cardinal on the court as **Noah Waterman** dons that jersey.

THE TOP TRANSFER CLASS

According to On3, Louisville had the top transfer class in the country after overhauling its roster. Louisville was amongst the top transfer classes by other recruiting services, including 247Sports who placed the Cardinals at 27th in the country.

HE'S HIM

UofL's **Chucky Hepburn** has 103 career starts at the Division I level, tying him for 15th most starts among active DI players entering 2024-25.

| Name | School | Starts |
|-------------------|---------------|--------|
| Johni Broome | Auburn | 128 |
| Hunter Dickinson | Kansas | 122 |
| Marques Warrick | Missouri | 121 |
| Chris Youngblood | Alabama | 118 |
| Tyler Patterson | Montana State | 118 |
| Brandon Whitney | Montana | 116 |
| Mark Sears | Alabama | 114 |
| Rienk Mast | Nebraska | 111 |
| Dajuan Harris Jr. | Kansas | 111 |
| Julian Larry | Texas | 108 |
| Sion James | Duke | 107 |
| Andrew Carr | Kentucky | 105 |

| | | |
|-----------------------|-------------------|------------|
| Steven Crowl | Wisconsin | 104 |
| Clifford Omoruyi | Alabama | 104 |
| Chucky Hepburn | Louisville | 103 |
| Ryan Kalkbrenner | Creighton | 103 |

ONLY ONE REMAINS

Louisville returns just a single letterwinner to its roster in walk-on **Aidan McCool**. The program returns virtually 0% in all statistical categories from 2023-24. Louisville is one of five programs in the country returning 0% in scoring, rebounding and minutes played; the Cardinals are joined by DePaul, IU Indy, Iona and Kentucky.

MINUTES ON MINUTES ON MINUTES

UofL has 11 active scholarship players headed into the 2024-25 season as **Kobe Rodgers** and **Aly Khalifa** intend to rehab injuries and redshirt. The 11 players have logged 19,989 Division I minutes prior to the start of the 2024-25 season. This roster has played the most DI minutes of any Louisville roster since Denny Crum's 1981-82 Final Four squad that started their season with 13,298.

Most experienced UofL teams dating back to 1977 (combined Division I minutes entering 2024-25)

1. **2024-25 - 19,989 minutes**
2. 1981-82 - 13,298 minutes
3. 2018-19 - 12,717 minutes
4. 2008-09 - 12,559 minutes
5. 2002-03 - 11,745 minutes
6. 2021-22 - 11,660 minutes
7. 1985-86 - 10,998 minutes
8. 2019-20 - 10,995 minutes
9. 2007-08 - 10,970 minutes
10. 1988-89 - 10,859 minutes

POURING IN POINTS

Seven of the new Cardinals rank among the top-19 career scorers to transfer to UofL, with four of those players having scored at least 1,000 points in their Division I careers.

Most Division I points scored prior to transferring to UofL

1. 1,552 - Carlík Jones
2. 1,538 - Damion Lee
3. **1,414 - Terrence Edwards Jr.**
4. 1,343 - Mason Faulkner
5. 1,283 - Christen Cunningham
6. 1,271 - Charles Minlend
7. **1,212 - Reyne Smith**
8. 1,204 - Jarrod West
9. 1,098 - Trey Lewis
10. 1,060 - Tony Hicks
11. **1,033 - Aboubacar Traore**
12. **1,013 - Chucky Hepburn**
13. 958 - Fresh Kimble
14. 933 - Noah Locke
15. 919 - Khwan Fore
16. **861 - Noah Waterman**
17. **800 - Aly Khalifa**
18. 604 - Luke Hancock
19. **603 - J'Vonne Hadley**

A MELTING POT

Louisville has players hailing from 11 different states/districts: Georgia (1), Illinois (1), Kentucky (1), Minnesota (1), Nebraska (1), Ohio (1), New York (1), North Carolina (1), South Carolina (2), Washington (1) and Washington, D.C. (2). Louisville adds four countries other than the United States as well as **Reyne Smith** hails from Australia, **Aly Khalifa** from Egypt, **Frank Anselem-Ibe** from Nigeria and **Aboubacar Traore** from Côte D'Ivoire. The Cardinals are one of just eight programs across the country that have 11 or more states represented on their roster: Army (16), Navy (14), Missouri (12), Vanderbilt (12), Kansas (11), Indiana (11) and Milwaukee (11). The service academies do not have a roster limit, therefore Army and Navy have 27 and 29 players on their rosters, respectively.

NOTES ON THE STAFF

CHAMPIONSHIP CALIBER

Head coach Pat Kelsey has won 11 total conference championships across his 271-127 career record, including four NCAA Tournament bids. Kelsey has recorded winning seasons in 11 of his 12 complete seasons as a head coach.

| Season | School | Record |
|---------|------------|--------|
| 2012-13 | Winthrop | 14-17 |
| 2013-14 | Winthrop | 20-13 |
| 2014-15 | Winthrop | 19-13 |
| 2015-16 | Winthrop | 23-9 |
| 2016-17 | Winthrop | 26-7 |
| 2017-18 | Winthrop | 19-12 |
| 2018-19 | Winthrop | 18-12 |
| 2019-20 | Winthrop | 24-10 |
| 2020-21 | Winthrop | 23-2 |
| 2021-22 | Charleston | 17-15 |
| 2022-23 | Charleston | 31-4 |
| 2023-24 | Charleston | 27-8 |

SQUAD STICKS TOGETHER

Head coach Pat Kelsey brought his entire staff that was previously at Charleston including current assistants Brian Kloman, Thomas Carr, Mike Cassidy Jermaine Ukaegbu and support staff members Eli Foy, Mitch Johnson, Braden Connor, Tom Pupavac, Jonah Wexler and Katie Creznic. The only new full-time staff members integrated into the staff were assistant coach Ronnie Hamilton, Director of Player Development/Alumni Relations Peyton Siva and executive assistant Stephanie Davis.

BACK TO THEIR ROOTS

Multiple staff members have ties back to the ACC prior to coming to Louisville. Head coach Pat Kelsey got his collegiate start in the ACC as the Director of Operations then as an assistant coach under Skip Prosser at Wake Forest. Assistant Thomas Carr also had a stint at NC State.

MISCELLANEOUS STATS

| | 2024-25 | Career* |
|--|---------|---------|
| 10+ POINT GAMES | | |
| Chucky Hepburn | 12 | 12 |
| Reyne Smith | 11 | 11 |
| J'Vonne Hadley | 10 | 10 |
| Terrence Edwards Jr. | 9 | 9 |
| Noah Waterman | 6 | 6 |
| James Scott | 5 | 5 |
| Kasean Pryor | 4 | 4 |
| Khani Rooths | 1 | 1 |
| Aboubacar Traore | 1 | 1 |
| 20+ POINT GAMES | | |
| Terrence Edwards Jr. | 5 | 5 |
| Chucky Hepburn | 3 | 3 |
| Reyne Smith | 2 | 2 |
| Kasean Pryor | 1 | 1 |
| 30+ POINT GAMES | | |
| Chucky Hepburn | 1 | 1 |
| 10+ REBOUND GAMES | | |
| J'Vonne Hadley | 4 | 4 |
| Noah Waterman | 2 | 2 |
| James Scott | 1 | 1 |
| Kasean Pryor | 1 | 1 |
| 10+ ASSIST GAMES | | |
| Chucky Hepburn | 1 | 1 |
| DOUBLE-DOUBLES | | |
| J'Vonne Hadley | 4 | 4 |
| Chucky Hepburn | 1 | 1 |
| Kasean Pryor | 1 | 1 |
| Noah Waterman | 1 | 1 |
| James Scott | 1 | 1 |
| TRIPLE-DOUBLES | | |
| GAMES LED UofL IN SCORING | | |
| Chucky Hepburn | 6 | 6 |
| Terrence Edwards Jr. | 4 | 4 |
| Reyne Smith | 4 | 4 |
| Noah Waterman | 1 | 1 |
| Kasean Pryor | 1 | 1 |
| J'Vonne Hadley | 1 | 1 |
| Aboubacar Traore | 1 | 1 |
| GAMES LED UofL IN REBOUNDING | | |
| J'Vonne Hadley | 8 | 8 |
| James Scott | 5 | 5 |
| Kasean Pryor | 2 | 2 |
| Noah Waterman | 2 | 2 |
| Reyne Smith | 1 | 1 |
| Terrence Edwards Jr. | 1 | 1 |
| GAMES LED UofL IN ASSISTS | | |
| Chucky Hepburn | 14 | 14 |
| Kasean Pryor | 3 | 3 |
| J'Vonne Hadley | 1 | 1 |
| Terrence Edwards Jr. | 1 | 1 |
| GAMES LED UofL IN BLOCKED SHOTS | | |
| James Scott | 5 | 5 |
| Khani Rooths | 4 | 4 |
| Noah Waterman | 4 | 4 |
| Aboubacar Traore | 3 | 3 |
| J'Vonne Hadley | 3 | 3 |
| Kasean Pryor | 3 | 3 |
| Frank Anselem-Ibe | 1 | 1 |
| GAMES LED UofL IN STEALS | | |
| Chucky Hepburn | 10 | 10 |
| J'Vonne Hadley | 2 | 2 |
| Kasean Pryor | 2 | 2 |
| Khani Rooths | 1 | 1 |
| Terrence Edwards Jr. | 1 | 1 |
| James Scott | 1 | 1 |
| Reyne Smith | 1 | 1 |

*career includes Louisville games only

LOUISVILLE RECORD BY SITUATION

| CATEGORY | 2024-25 | UNDER KELSEY |
|------------------------------|---------|--------------|
| All games | 10-5 | 10-5 |
| Conference games | 3-1 | 3-1 |
| Non-conference games | 7-4 | 7-4 |
| Postseason games | 0-0 | 0-0 |
| Home | 6-3 | 6-3 |
| Away | 2-1 | 2-1 |
| Neutral site | 2-1 | 2-1 |
| vs. Top 10 opponents | 0-2 | 0-2 |
| vs. Top 25 opponents | 1-2 | 1-2 |
| vs. Unranked opponents | 9-1 | 9-1 |
| Winning the tip | 5-4 | 5-4 |
| Losing the tip | 5-1 | 5-1 |
| Scoring first | 5-3 | 5-3 |
| Opponent scores first | 5-2 | 5-2 |
| Leading at halftime | 8-1 | 8-1 |
| Trailing at halftime | 2-4 | 2-4 |
| Tied at halftime | 0-0 | 0-0 |
| Leading with 5:00 to play | 10-0 | 10-0 |
| Trailing with 5:00 to play | 0-4 | 0-4 |
| Tied with 5:00 to play | 0-1 | 0-1 |
| In overtime | 1-0 | 1-0 |
| Games decided by ≤3 pts. | 2-0 | 2-0 |
| Games decided by 4-10 pts. | 1-2 | 1-2 |
| Games decided by 11+ pts. | 7-3 | 7-3 |
| Shooting 50% or higher | 3-0 | 3-0 |
| Shooting 40-49% | 5-1 | 5-1 |
| Shooting less than 40% | 2-4 | 2-4 |
| Opp. shooting 50% or higher | 2-3 | 2-3 |
| Opp. shooting 40-49% | 4-2 | 4-2 |
| Opp. shooting less than 40% | 4-0 | 4-0 |
| Make more 3FG than opp. | 8-2 | 8-2 |
| Make fewer 3FG than opp. | 2-2 | 2-2 |
| 3FG made are even | 0-1 | 0-1 |
| Attempt more FT than opp. | 9-3 | 9-3 |
| Attempt fewer FT than opp. | 1-2 | 1-2 |
| FT attempts are even | 0-0 | 0-0 |
| More rebounds than opp. | 8-2 | 8-2 |
| Fewer rebounds than opp. | 2-3 | 2-3 |
| Rebounds are even | 0-0 | 0-0 |
| More assists than opp. | 8-0 | 8-0 |
| Fewer assists than opp. | 1-5 | 1-5 |
| Assists are even | 1-0 | 1-0 |
| Commit more TOs than opp. | 2-4 | 2-4 |
| Commit fewer TOs than opp. | 8-1 | 8-1 |
| Turnovers are even | 0-0 | 0-0 |
| Scoring 100+ points | 1-0 | 1-0 |
| Scoring 90-99 points | 2-0 | 2-0 |
| Scoring 80-89 points | 2-1 | 2-1 |
| Scoring 70-79 points | 5-0 | 5-0 |
| Scoring 60-69 points | 0-3 | 0-3 |
| Scoring fewer than 60 points | 0-1 | 0-1 |
| Allowing 100+ points | 0-0 | 0-0 |
| Allowing 90-99 points | 0-1 | 0-1 |
| Allowing 80-89 points | 0-1 | 0-1 |
| Allowing 70-79 points | 5-2 | 5-2 |
| Allowing 60-69 points | 3-1 | 3-1 |
| Allowing fewer than 60 pts. | 2-0 | 2-0 |
| Following a win | 6-3 | 6-3 |
| Following a loss | 3-2 | 3-2 |
| More bench points than opp. | 10-3 | 10-3 |
| Fewer bench pts. than opp. | 0-2 | 0-2 |
| Bench points are even | 0-0 | 0-0 |
| in November | 5-2 | 5-2 |
| in December | 3-3 | 3-3 |
| in January | 2-0 | 2-0 |
| in February | 0-0 | 0-0 |
| in March | 0-0 | 0-0 |
| on Monday | 1-0 | 1-0 |
| on Tuesday | 1-1 | 1-1 |
| on Wednesday | 3-0 | 3-0 |
| on Thursday | 1-0 | 1-0 |
| on Friday | 1-1 | 1-1 |
| on Saturday | 3-2 | 3-2 |
| on Sunday | 0-1 | 0-1 |
| In white core uniforms | 6-3 | 6-3 |
| In black core uniforms | 2-0 | 2-0 |
| In red core uniforms | 1-1 | 1-1 |
| In specialty uniforms | 1-1 | 1-1 |

LAST TIME IT HAPPENED (TEAM)

A LOUISVILLE TEAM:

| | |
|---|--------------------------------|
| Was ranked | 1/25/21 |
| Associated Press Poll (No. 25), Coaches Poll (No. 23) | |
| Received votes in a national poll | 12/2/24 |
| Associated Press Poll (RV) | |
| Played a ranked team | 12/14/24 |
| (L) 93-85 at No. 5 Kentucky | |
| Beat a ranked team | 11/27/24 |
| (W) 89-61 vs. No. 14/15 Indiana | |
| Won 5+ straight | 12/22/20 - 1/13/21 (5) |
| Won 10+ straight | 1/7/20 - 2/8/20 (10) |
| Won 15+ straight | 2/14/13 - 11/23/13 (21) |
| Won 20+ straight | 2/14/13 - 11/23/13 (21) |
| Lost 5+ straight | 2/13/24 - 3/9/24 (7) |
| Scored 100 pts | 11/19/24 |
| (W) 100-68 vs. Bellarmine | |
| Scored 100 pts on the road | 1/24/17 |
| (W) 106-51 at Pittsburgh | |
| Scored 100 pts and lost | 2/9/13 |
| (L) 104-101 (5OT) at No. 25/RV Notre Dame | |
| Allowed 100 pts | 2/9/13 |
| (L) 104-101 (5OT) at No. 25/RV Notre Dame | |
| Allowed 100 pts at home | 2/11/01 |
| (L) 106-72 vs. Charlotte | |
| Allowed 100 pts and won | 3/4/74 |
| (W) 117-107 vs. Illinois State | |
| Scored fewer than 50 pts | 11/22/22 |
| (L) 70-38 vs. #21/20 Texas Tech | |
| Allowed fewer than 50 pts | 11/4/24 |
| (W) 93-45 vs. Morehead State | |
| Scored 60 points in a half | 12/5/15 |
| (W) 111-63 vs. Grand Canyon | |
| Allowed 60 points in a half | 12/20/97 |
| (L) 94-86 vs. Georgia Tech | |
| Scored fewer than 20 pts in a half | 1/27/24 |
| (L) 69-52 vs. Virginia (13 pts, first half) | |
| Allowed fewer than 20 pts in a half | 11/4/24 |
| (W) 93-45 vs. Morehead State (14 pts, first half) | |
| Grabbed 60 or more rebounds | 11/17/14 |
| (W) 88-39 vs. Jacksonville State | |
| Allowed 60 or more rebounds | 1/4/94 |
| (W) 132-87 vs. George Mason | |
| Back-to-back 20-point wins | 2020 |
| 11/29/20 • (W) 86-64 vs. Prairie View A&M | |
| 12/1/20 • (W) 75-54 vs. Western Kentucky | |
| 30-point win | 11/19/24 |
| (W) 100-68 vs. Bellarmine | |
| Back-to-back 30-point wins | 2016 |
| 12/10/16 • (W) 102-71 vs. Texas Southern | |
| 12/17/16 • (W) 87-56 vs. Eastern Kentucky | |
| 40-point win | 11/4/24 |
| (W) 93-45 vs. Morehead State | |
| Back-to-back 40-point wins | 2012 |
| 12/4/12 • (W) 80-38 at College at Charleston | |
| 12/8/12 • (W) 99-47 vs. Missouri-Kansas City | |
| 50-point win | 11/13/18 |
| (W) 104-54 vs. Southern | |

| | |
|--|-----------------|
| 60-point win | 11/24/14 |
| (W) 87-26 vs. Savannah State | |
| 70-point win | 12/2/44 |
| (W) 99-27 vs. Georgetown College | |
| 30-point loss | 11/22/22 |
| (L) 70-38 vs. Texas Tech | |
| Played in OT game | 11/28/24 |
| (W) 79-70 (OT) vs. West Virginia | |
| Played in a 2OT game | 1/16/18 |
| (W) 82-78 (2OT) at Notre Dame | |
| Played in a 3OT game | 2/9/13 |
| (L) 104-101 (5OT) at No. 25/RV Notre Dame | |
| Played in back-to-back OT games | 2018 |
| 11/23/18 • (L) 77-74 (OT) vs. Marquette | |
| 11/27/18 • (W) 82-78 (OT) vs. No. 9/8 Michigan State | |
| Had 5 players in double figures | 12/28/24 |
| (W) 78-76 vs. Eastern Kentucky | |
| Had 6 players in double figures | 2/10/24 |
| (W) 79-67 vs. Georgia Tech | |
| Had 7 players in double figures | 12/17/11 |
| (W) 95-87 vs. Memphis | |
| Had 8 players in double figures | Never |
| Has not happened | |
| Had 2 double-figure rebounders | 12/11/24 |
| J'Vonne Hadley (12) and James Scott (11) vs. UTEP | |
| Had two 20-point scorers | 12/14/24 |
| Terrence Edwards Jr. (23) and Chucky Hepburn (23) at No. 5 Kentucky | |
| Had three 20-point scorers | 11/26/23 |
| (W) 90-84 (OT) vs. New Mexico State | |
| Had two 25-point scorers | 2/3/24 |
| Brandon Huntley-Hatfield (29) and Ty-Laur Johnson (27) vs. Florida State | |
| Had 15+ 3FGs | 12/21/24 |
| 15-of-29 at Florida State | |
| Allowed 15+ 3FGs | 2/17/24 |
| 15-of-31 at Pitt | |
| Held opponent under 35.0% shooting | 11/27/24 |
| 33.3% (21-of-63) vs. No. 14/15 Indiana | |
| Recorded 25+ assists | 12/31/13 |
| 28 at Central Florida | |
| Recorded 10+ blocks | 11/22/24 |
| 10 vs. Winthrop | |
| Recorded 15+ blocks | 12/6/17 |
| 15 vs. Siena | |
| Committed fewer than 5 TOs | 3/6/21 |
| 3 vs. No. 21/20 Virginia | |
| Committed 25+ TOs | 1/31/09 |
| 26 vs. West Virginia | |
| Forced 25+ TOs | 12/5/14 |
| 25 vs. Florida International | |
| Shot 60% from the field | 11/29/20 |
| 60.9% (28-of-46) vs. Prairie View A&M | |
| Shot 70% from the field | 2/27/93 |
| 70.0% (35-of-50) vs. No. 16/17 Tulane | |
| Shot 90% from FT line (min. 10) | 1/4/25 |
| 92.9% (13-of-14) at Virginia | |

LAST TIME IT HAPPENED (INDIVIDUAL)

A LOUISVILLE INDIVIDUAL:

| | |
|---|-----------------|
| Scored 25 pts | 1/1/25 |
| Chucky Hepburn (26) vs. North Carolina | |
| Scored 30 pts | 11/28/24 |
| Chucky Hepburn (32) vs. West Virginia | |
| Scored 40 pts | 3/14/14 |
| Russ Smith (42) vs. Houston | |
| Scored 50 pts | Never |
| Record is 45 by Wes Unseld vs. Georgetown College, 12/1/67 | |
| Scored 20 pts in a half | 1/30/24 |
| Tre White (21, 2nd half) at Clemson | |
| Had 15 rebounds | 12/17/22 |
| Sydney Curry (19) vs. Florida A&M | |
| Had 20 rebounds | 12/1/01 |
| Ellis Myles (23) vs. Tennessee State | |
| Had 25 rebounds | 1/17/70 |
| Mike Grosso (26) vs. Stetson | |
| Had 20 pts and 20 rebs | 2/27/88 |
| Pervis Ellison (21 pts, 22 rebs) at Virginia Tech | |
| Had 10 assists | 11/27/24 |
| Chucky Hepburn (10 assists) vs. No. 14/15 Indiana | |
| Had 5 blocks | 11/22/24 |
| James Scott (5) vs. Winthrop | |
| Had 5 steals | 11/28/24 |
| Chucky Hepburn (6) vs. West Virginia | |
| Had a double-double | 12/28/24 |
| J'Vonne Hadley (15 pts, 10 rebs) vs. Eastern Kentucky | |
| Two players had a double-double | 12/11/24 |
| J'Vonne Hadley (13 p, 12 r) & James Scott (11 p, 11 r) vs. UTEP | |
| Had a triple-double | 1/19/08 |
| Terrence Williams (10 pts, 10 rebs, 10 asts) at Seton Hall | |
| Had a four-point play | 11/22/24 |
| Reyne Smith vs. Winthrop | |

AN OPPOSING INDIVIDUAL:

| | |
|---|-----------------|
| Scored 30 pts | 12/14/24 |
| Lamont Butler, Kentucky (33) | |
| Scored 40 pts | 2/17/24 |
| Blake Hinson, Pitt (41) | |
| Scored 20 pts in a half | 12/14/24 |
| Lamont Butler, Kentucky (21 points, 2nd half) | |
| Had 15 rebounds | 1/23/24 |
| Kyle Filipowski, Duke (15) | |
| Had 20 rebounds | 2/1/22 |
| Armando Bacot, North Carolina (22) | |
| Had 20 pts and 20 rebs | 11/23/94 |
| Dwayne Whitfield, Jackson State (24 pts, 21 rebs) | |
| Had 10 assists | 12/21/23 |
| Reed Sheppard, Kentucky (11) | |
| Had 5 blocks | 2/13/24 |
| Quentin Post, Boston College (6) | |
| Had 5 steals | 2/7/24 |
| Maliq Brown, Syracuse (6) | |
| Had a double-double | 12/8/24 |
| Cooper Flagg, Duke (20 points, 12 rebounds) | |

TOP LOUISVILLE EFFORTS SINCE 2002-03

Longest winning streak (single-season): 17 games (2002-03)

Longest winning streak (multiple-season span): 21 games (last 16 G of 2012-13, first 5 G of 2013-14)

Longest conference winning streak: 10, three times -- 2008-09, 2012-13, & 2019-20 seasons

Longest losing streak: 10 games (2022-23)

Longest conference losing streak: 10 games (2022-23)

Most points scored in a game: 114 vs. Western Kentucky, 12-22-10 (UL 114, WKU 82)

Fewest points scored in a game: 38 vs. #21/20 Texas Tech, 11-22-22 (TTU 70, UL 38)

Most points allowed in a game: 104 vs. Notre Dame, 2-9-13 (UND 104, UL 101, 5 ot)

Fewest points allowed in a game: 26 vs. Savannah State, 11-24-14 (UL 87, SSU 26)

Fewest points allowed in a conference game: 31 vs. Rutgers, 3-13-14 (UL 92, RU 31)

Largest margin of victory: 64 vs. Morehead St., 12-27-04 (UL 104, MSU 40)

Largest margin of victory in a conference game: 61 vs. Rutgers, 3-13-14 (UL 92, RU 31)

Largest losing margin: 37 at Wisconsin, 12-19-20 (UW 85, UL 48)

Fewest points scored in a win: 45 vs. Cleveland State, 11-26-14 (UL 45, CSU 33)

Most points allowed in a win: 93 vs. UMBC, 11-6-23 (UL 94, UMBC 93)

Most points scored in a loss: 101 vs. Notre Dame, 2-9-13 (UND 104, UL 101, 5 ot)

Fewest points allowed in a loss: 52 vs. Drexel, 12-14-10 (DU 52, UL 46); vs. Syracuse, 2-13-12 (SU 52, UL 51); vs. Virginia, 2-17-15 (UVa 52, UL 47)

Largest deficit overcome to win a game: 20 vs. West Virginia, 3-26-05 (UL 18, WVU 38)

Largest lead given up in a loss: 23 vs. Duke, 2-12-19 (UL 59, DU 36)

Highest shooting percentage: .667 vs. North Carolina Central, 11-17-19 (UL 87, UNCC 58)

Highest shooting percentage in a conference game: .652 vs. Pittsburgh, 1-25-15 (UL 80, Pitt 68)

Lowest shooting percentage: .224 vs. #21/20 Texas Tech, 11-22-22 (TTU 70, UL 38)

Lowest shooting percentage in a conference game: .259 vs. Syracuse, 2-20-19 (Syracuse 69, UL 49)

Highest 3-point percentage: .778 vs. Memphis, 2-4-04 (UL 58, UM 62)

Highest 3-point percentage in a conference game: .778 vs. Memphis, 2-4-04 (UL 58, UM 62)

Lowest 3-point percentage: .000 vs. Pittsburgh, 2-11-15 (UL 69, Pitt 56)

Lowest 3-point percentage in a conference game: .000 vs. Pittsburgh, 2-11-15 (UL 69, Pitt 56)

Most 3-pointers: 22 vs. Hartford, 11-17-07 (UL 104, UH 69)

Free throws made: 42 vs. Nicholls, 11-8-18 (in 55 attempts; UL 85, NSU 72)

Most assists: 34 vs. VMI, 12-23-04 (UL 107, VMI 56)

Most blocked shots: 18 vs. Holy Cross, 12-7-03 (UL 56, HC 40)



PAT KELSEY FILE

PERSONAL

Born: May 15, 1975 (49 years old)

Hometown: Cincinnati, Ohio

Alma Mater: Xavier (1998)

Wife: Lisa

Children: Ruthie, Caroline, Johnny

COACHING CAREER

1998-2001: Assistant Coach, Elder (Ohio) HS

2001-04: Director of Basketball Ops, Wake Forest

2004-09: Assistant Coach, Wake Forest

2009-11: Associate HC, Xavier

2012-21: Head Coach, Winthrop

2021-24: Head Coach, College of Charleston

2024-current: Head Coach, Louisville

Pat Kelsey, a proven program builder who's won nearly 70% of his career games, was named the new men's basketball head coach at the University of Louisville on March 28, 2024.

Kelsey's contract with the Cardinals will be for five years, extending through the 2028-29 season.

Kelsey has been a dominant winner across his 12+ seasons as a head coach, including the last three at College of Charleston and the previous nine at Winthrop. He boasts an impressive 271-127 record (68.1%) across his head coaching career with 11 total conference championships and four NCAA Tournament bids.

HEAD COACH PAT KELSEY

CAREER RECORD: 271-127

RECORD AT LOUISVILLE: 10-5 (FIRST SEASON)

The Cincinnati native Kelsey is the 24th head coach in Louisville's 110-year history, and the 10th in the past 79 years.

In 2023-24, College of Charleston finished 27-8, claimed the Coastal Athletic Conference regular season and tournament titles, and earned a No. 13 seed in the NCAA Tournament before falling to fourth-seeded Alabama.

The Cougars became the first team in seven years to win back-to-back CAA titles. Kelsey was named the league's Coach of the Year, in addition to three All-CAA player honors and a Sixth Man of the Year award for Bryce Butler.

College of Charleston ranked in the top 25 nationally last season in 3-point attempts per game (3rd, 30.6), made 3-pointers per game (8th, 10.5), bench points per game (11th, 30.1), winning percentage (18th, 77.1), rebounds per game (20th, 39.8), assist-to-turnover ratio (22nd, 1.5) and offensive rebounds per game (23rd, 13.1).

During his second season at the helm in Charleston, the Cougars set numerous records with a 31-4 mark and the program's first CAA title since 2008. They won 20 straight games, claimed the 2022 Charleston Classic and spent four weeks in the AP Top 25, peaking at No. 18. Kelsey was named the USBWA and NABC District Coach of the Year, and was on the Naismith Coach of the Year Watch List.

Kelsey arrived in Charleston from Winthrop, where he became the fifth all-time winningest coach in the history of the Big South Conference. He averaged 20.7 wins per game in nine seasons in Rock Hill, S.C., compiling more overall wins and conference wins than any other team in the league.

In his final season at Winthrop, Kelsey guided the Eagles to a 23-2 campaign, a school-record 21-game win streak, a Big South tournament title and a trip to the NCAA Tournament where they fell to Villanova. Kelsey was named 2021 Big South Coach of the Year.

Kelsey also led Winthrop to NCAA Tournament berths in 2020 (canceled due to the COVID-19 pandemic) and 2017.

A two-time finalist for the Skip Prosser Man of the Year Award and finalist for the 2021 Jim Phelan Coach of the Year Award, Kelsey compiled a 186-95 (.662) overall record and an impressive 110-46 (.705) mark in conference play at Winthrop. The Eagles also won the Big South regular-season title four times in 2016, 2017, 2020 and 2021.

In all, 16 Winthrop players were selected all-conference, while three were tabbed Big South Player of the Year, one Big South Freshman of the Year and two Big South Tournament Most Valuable Player honors.

ACCOLADES AND ACCOMPLISHMENTS

CHAMPIONSHIPS

- **BIG SOUTH REGULAR SEASON CHAMPIONS:** 2016, 2017, 2020, 2021
- **BIG SOUTH TOURNAMENT CHAMPIONS:** 2017, 2020, 2021
- **CAA REGULAR SEASON CHAMPIONS:** 2023, 2024
- **CAA TOURNAMENT CHAMPIONS:** 2023, 2024

POSTSEASON EXPERIENCE

AS HEAD COACH

- **NCAA:** 2017 (First Round), 2021 (First Round), 2023 (First Round), 2024 (First Round)

AS ASSISTANT

- **NCAA:** 2005 (Second Round), 2009 (First Round), 2010 (Sweet 16), 2011 (Second Round)

AWARDS

- **CAA COACH OF THE YEAR:** 2024
- **USBWA DISTRICT COACH OF THE YEAR:** 2023
- **NABC DISTRICT COACH OF THE YEAR:** 2023
- **BIG SOUTH COACH OF THE YEAR:** 2021


Prior to Winthrop, Kelsey served as associate head coach at his alma mater Xavier from 2009-11. Before that, he worked at Wake Forest as assistant coach (2004-09) and director of basketball operations (2001-04). He began his coaching career at Elder High School in Cincinnati as an assistant from 1998-2001.

Kelsey graduated cum laude in 1998 from Xavier University with a bachelor's degree in business administration and marketing. He began his collegiate playing career at the University of Wyoming, before transferring and playing three seasons at point guard for the Musketeers from 1995-98.

Kelsey and his wife, Lisa, have three children: Ruthie, Caroline and Johnny.

PAT KELSEY CAREER RECORD BY OPPONENT

| | at Winthrop | at Charleston | at UofL | Total | | at Winthrop | at Charleston | at UofL | Total |
|------------------------------|-------------|---------------|------------|------------|----------------------------------|---------------|---------------|-------------|----------------|
| Alabama | 0-1 | 0-1 | | 0-2 | UNC Greensboro | 1-0 | | | 1-0 |
| Alabama State | 2-0 | | | 2-0 | UNC Wilmington | | 3-5 | | 3-5 |
| App State | 1-0 | | | 1-0 | North Carolina | | 0-2 | 1-0 | 1-2 |
| Auburn | 1-2 | | | 1-2 | North Carolina A&T | | 2-0 | | 2-0 |
| Barber-Scotia | 1-0 | | | 1-0 | North Carolina Central | 0-2 | | | 0-2 |
| Bellarmine | | | 1-0 | 1-0 | NC State | 0-1 | | | 0-1 |
| Boston College | | | 0-0 | 0-0 | Northeastern | | 5-0 | | 5-0 |
| Brevard | 1-0 | | | 1-0 | North Greenville | | 1-0 | | 1-0 |
| Butler | 0-1 | | | 0-1 | Notre Dame | | | 0-0 | 0-0 |
| California | | | 0-0 | 0-0 | Ohio | 1-0 | | | 1-0 |
| Campbell | 13-4 | 2-0 | | 15-4 | Ohio State | 0-1 | | | 0-1 |
| Central Pennsylvania College | 1-0 | | | 1-0 | Oklahoma | | | 0-1 | 0-1 |
| Charleston Southern | 14-5 | | | 14-5 | Oklahoma State | | 0-1 | | 0-1 |
| Chattanooga | | 2-0 | | 2-0 | Old Dominion | | 2-0 | | 2-0 |
| Clemson | 1-0 | | | 1-0 | Ole Miss | | | 0-1 | 0-1 |
| Coastal Carolina | 5-5 | 3-0 | | 8-5 | Pfiever | 3-0 | | | 3-0 |
| Colorado State | 0-1 | 1-0 | | 1-1 | Pitt | | | 0-0 | 0-0 |
| Davidson | 0-1 | 1-0 | | 1-1 | Prairie View | 1-0 | | | 1-0 |
| Dayton | 0-2 | | | 0-2 | Presbyterian | 16-2 | 2-0 | | 18-2 |
| Delaware | | 4-1 | | 4-1 | Radford | 9-10 | | | 9-10 |
| Drexel | | 2-2 | | 2-2 | Rhode Island | | 1-0 | | 1-0 |
| Duke | 0-1 | | 0-1 | 0-2 | Richmond | | 1-0 | | 1-0 |
| Duquesne | | 0-1 | | 0-1 | Rio Grande | 1-0 | | | 1-0 |
| East Tennessee State | 1-3 | | | 1-3 | Reinhardt | 2-0 | | | 2-0 |
| Eastern Kentucky | | | 1-0 | 1-0 | Roanoke | 1-0 | | | 1-0 |
| Elon | 1-0 | 5-0 | | 6-0 | Saint Joseph's | | 1-0 | | 1-0 |
| Ferrum | 2-0 | | | 2-0 | Saint Louis | 1-0 | | | 1-0 |
| Florida Atlantic | | 0-1 | | 0-1 | Saint Mary's (CA) | 1-0 | | | 1-0 |
| Florida State | 0-2 | | 1-0 | 1-2 | San Diego State | | 0-1 | | 0-1 |
| Fresno State | 0-1 | | | 0-1 | Savannah State | 1-1 | | | 1-1 |
| Furman | 3-1 | 0-1 | | 3-2 | South Carolina State | 1-0 | 1-0 | | 2-0 |
| Gardner-Webb | 15-6 | | | 15-6 | South Carolina Upstate | 8-0 | | | 8-0 |
| Georgia | 0-2 | | | 0-2 | SMU | | | 0-0 | 0-0 |
| Georgia Southern | 3-0 | | | 2-0 | Southeastern Louisiana | 1-1 | | | 1-1 |
| Georgia Tech | | | 0-0 | 0-0 | Southern Illinois | 1-1 | | | 1-1 |
| Greensboro | 1-0 | | | 1-0 | SIUE | 2-0 | | | 2-0 |
| Hampton | 6-3 | 3-0 | | 9-3 | St. Andrews | 1-0 | | | 1-0 |
| Hartford | 1-0 | | | 1-0 | Stanford | | | 0-0 | 0-0 |
| High Point | 11-6 | | | 11-6 | Stetson | | 1-1 | | 1-1 |
| Hiwassee | 1-0 | | | 1-0 | Stony Brook | | 4-0 | | 4-0 |
| Hofstra | | 3-3 | | 3-3 | Syracuse | | | 0-0 | 0-0 |
| Illinois | 1-0 | | | 1-0 | Tennessee | | | 0-1 | 0-1 |
| Indiana | | | 1-0 | 1-0 | Tennessee Tech | 1-1 | | | 1-1 |
| Indiana State | 0-1 | | | 0-1 | TCU | 0-1 | | | 0-1 |
| Iona | | 1-0 | | 1-0 | The Citadel | | 2-0 | | 2-0 |
| Jacksonville State | 1-1 | | | 1-1 | Towson | | 5-3 | | 5-3 |
| James Madison | 1-1 | 0-2 | | 1-3 | Truett-McConnell | 1-0 | | | 1-0 |
| Kent State | | 2-0 | | 2-0 | Tulane | | 2-0 | | 2-0 |
| Kentucky | 0-1 | | 0-1 | 0-2 | UTEP | | | 1-0 | 1-0 |
| Liberty | 8-3 | 1-0 | | 9-3 | Vanderbilt | 0-1 | | | 0-1 |
| Lipscomb | | 1-0 | | 1-0 | Vermont | | 0-1 | | 0-1 |
| Little Rock | 1-0 | | | 1-0 | Villanova | 0-1 | | | 0-1 |
| Lenoir-Rhyne | 1-0 | | | 1-0 | Virginia | | | 1-0 | 1-0 |
| Longwood | 15-2 | | | 15-2 | VCU | 0-3 | | | 0-3 |
| Loyola (MD) | | 1-0 | | 1-0 | Virginia Intermont | 1-0 | | | 1-0 |
| Manhattan | 1-0 | | | 1-0 | Virginia Military Institute | 1-1 | | | 1-1 |
| Mars Hill | 2-0 | | | 2-0 | Virginia Tech | 0-1 | 1-0 | | 1-1 |
| Maryland | 0-1 | | | 0-1 | Wake Forest | | | 0-0 | 0-0 |
| Maryland Eastern Shore | 1-0 | | | 1-0 | Warren Wilson | 1-0 | | | 1-0 |
| Miami | | | 0-0 | 0-0 | West Virginia | | | 1-0 | 1-0 |
| Mid-Atlantic Christian | 1-0 | | | 1-0 | William & Mary | | 5-0 | | 5-0 |
| Monmouth | | 3-0 | | 3-0 | Winthrop | | | 1-0 | 1-0 |
| Montreat | | 1-0 | | 1-0 | Wofford | 0-2 | | | 0-2 |
| Morehead State | | | 1-0 | 1-0 | Wyoming | | 0-1 | | 0-1 |
| New Hampshire | 0-1 | | | 0-1 | Totals | 186-95 | 75-27 | 10-5 | 271-127 |
| UNC Asheville | 12-7 | | | 12-7 | 2024-25 opponents in bold | | | | |



#0 JAMES SCOTT

SOPHOMORE | FORWARD | 6-11 | 220 | TR
FAYETTEVILLE, N.C. (COLLEGE OF CHARLESTON)

| Opp. | GS | Min | FG | A | Pct | 3FG | A | Pct | FT | A | Pct | O | D | T | PF | FO | A | TO | S | B | Pts |
|--------------------|----|-----|----|---|-------|-----|---|------|----|---|------|---|---|----|----|----|---|----|---|---|-----|
| MOREHEAD STATE | * | 16 | 6 | 8 | .750 | 0 | 1 | .000 | 0 | 2 | .000 | 2 | 3 | 5 | 4 | 1 | 2 | 0 | 2 | 1 | 12 |
| TENNESSEE | * | 20 | 0 | 0 | .000 | 0 | 0 | .000 | 0 | 0 | .000 | 1 | 3 | 4 | 2 | 0 | 1 | 1 | 2 | 1 | 0 |
| BELLARMINE | * | 21 | 5 | 6 | .833 | 0 | 0 | .000 | 0 | 1 | .000 | 1 | 7 | 8 | 3 | 0 | 2 | 1 | 0 | 0 | 10 |
| WINTHROP | * | 23 | 5 | 5 | 1.000 | 0 | 0 | .000 | 2 | 3 | .666 | 3 | 3 | 6 | 3 | 0 | 2 | 1 | 1 | 5 | 12 |
| vs. Indiana | | 15 | 4 | 4 | 1.000 | 0 | 0 | .000 | 0 | 0 | .000 | 0 | 0 | 0 | 2 | 0 | 2 | 1 | 2 | 1 | 8 |
| vs. West Virginia | | 15 | 0 | 1 | .000 | 0 | 0 | .000 | 1 | 4 | .250 | 1 | 3 | 4 | 1 | 0 | 0 | 1 | 0 | 1 | 1 |
| vs. Oklahoma | | 16 | 2 | 2 | 1.000 | 0 | 0 | .000 | 1 | 3 | .333 | 2 | 1 | 3 | 2 | 0 | 0 | 0 | 0 | 0 | 5 |
| OLE MISS | | 22 | 1 | 1 | 1.000 | 0 | 0 | .000 | 4 | 5 | .800 | 3 | 6 | 9 | 2 | 0 | 0 | 1 | 0 | 1 | 6 |
| DUKE* | * | 26 | 2 | 2 | 1.000 | 0 | 0 | .000 | 1 | 3 | .333 | 5 | 3 | 8 | 4 | 0 | 1 | 1 | 0 | 0 | 5 |
| UTEP | * | 29 | 4 | 5 | .800 | 0 | 1 | .00 | 3 | 4 | .750 | 5 | 6 | 11 | 3 | 0 | 1 | 1 | 1 | 0 | 11 |
| at Kentucky | * | 12 | 2 | 2 | 1.000 | 0 | 0 | .000 | 0 | 0 | .000 | 0 | 0 | 0 | 5 | 1 | 0 | 0 | 1 | 0 | 4 |
| at Florida State* | * | 21 | 1 | 1 | 1.000 | 0 | 0 | .000 | 1 | 2 | .500 | 2 | 2 | 4 | 3 | 0 | 0 | 0 | 0 | 0 | 3 |
| EASTERN KENTUCKY | * | 24 | 2 | 3 | .333 | 0 | 0 | .000 | 1 | 2 | .500 | 7 | 2 | 9 | 1 | 0 | 0 | 1 | 0 | 0 | 5 |
| NORTH CAROLINA* | * | 25 | 5 | 6 | .833 | 0 | 0 | .000 | 1 | 6 | .167 | 3 | 5 | 8 | 1 | 0 | 1 | 0 | 1 | 2 | 11 |
| at Virginia* | * | 24 | 3 | 5 | .600 | 0 | 0 | .000 | 0 | 0 | .000 | 2 | 7 | 9 | 1 | 0 | 3 | 1 | 1 | 1 | 6 |
| CLEMSON* | | | | | | | | | | | | | | | | | | | | | |
| at Pitt* | | | | | | | | | | | | | | | | | | | | | |
| at Syracuse* | | | | | | | | | | | | | | | | | | | | | |
| VIRGINIA* | | | | | | | | | | | | | | | | | | | | | |
| at SMU* | | | | | | | | | | | | | | | | | | | | | |
| WAKE FOREST* | | | | | | | | | | | | | | | | | | | | | |
| at Georgia Tech* | | | | | | | | | | | | | | | | | | | | | |
| at Boston College* | | | | | | | | | | | | | | | | | | | | | |
| MIAMI* | | | | | | | | | | | | | | | | | | | | | |
| at NC State* | | | | | | | | | | | | | | | | | | | | | |
| at Notre Dame* | | | | | | | | | | | | | | | | | | | | | |
| FLORIDA STATE* | | | | | | | | | | | | | | | | | | | | | |
| at Virginia Tech* | | | | | | | | | | | | | | | | | | | | | |
| PITT* | | | | | | | | | | | | | | | | | | | | | |
| CAL* | | | | | | | | | | | | | | | | | | | | | |
| STANFORD* | | | | | | | | | | | | | | | | | | | | | |

SEASON/CAREER* HIGHS

POINTS

Season 12, 2x, last vs. Winthrop, 11/22/24
Career 14, 2x, last vs. Coastal Carolina, 12/18/23*

REBOUNDS

Season 11 vs. UTEP, 12/11/24
Career Same

FIELD GOALS

Season 6 vs. Morehead State, 11/4/24
Career 7 vs. Coastal Carolina, 12/18/23*

FIELD GOALS ATTEMPTED

Season 8 vs. Morehead State, 11/4/24
Career 8, 2x, last vs. Morehead State, 11/4/24

THREE-POINT FIELD GOALS

Season
Career Same

THREE-POINT FIELD GOALS ATTEMPTED

Season 1, 2x, last vs. UTEP, 12/11/24
Career Same

FREE THROWS

Season 4 vs. #23/20 Ole Miss, 12/3/24
Career Same

FREE THROWS ATTEMPTED

Season 6 vs. North Carolina, 1/1/25
Career Same

ASSISTS

Season 3 at Virginia, 1/4/25
Career Same

BLOCKED SHOTS

Season 5 vs. Winthrop, 11/22/24
Career 5, 2x, last vs. Winthrop, 11/22/24

STEALS

Season 2, 3x, last vs. #14/15 Indiana, 11/27/24
Career 2, 6x, last vs. #14/15 Indiana, 11/27/24

MINUTES PLAYED

Season 29 vs. UTEP, 12/11/24
Career Same

*denotes career high from a previous school

JAMES SCOTT FILE

- Logged his first career double-double against UTEP with 11 points and 11 rebounds
- Scored 12 points in his Louisville debut against Morehead
- Transferred from the College of Charleston and previously played under Pat Kelsey
- Named to Coastal Athletic Association All-Rookie Team after averaging 5.0 points, 3.5 rebounds and 1.3 blocks per game in just 16.1 minutes per out-ing
- Earned CAA Rookie of the Week honors twice and reached double figures six times
- 52 of his 76 made shots were dunks, placing him in the top 25 nationally in total dunks despite his limited minutes


GETTING TO KNOW JAMES SCOTT

- Born September 11, 2005... Son of Marisa and Kelvin Scott... Has one sister Logan... Major is currently undecided
- Lettered three years in high school basketball under Bryan Tillman at E.E. Smith High School
- Chose UofL because of "the rich basketball history and good education"
- How he chose his number: "I think it looks cool on me"

- Says the best thing about being a Cardinal is "The support and love from the city"
- If a movie was made about his life, he thinks Kevin Hart should play him
- Says the person with the greatest influence on his athletic career is LeBron James; he's also the basketball player he admires the most
- The best moment of his athletic career was going to March Madness in 2024

SCOTT CAREER STATISTICS

| | | | | Field Goals | | 3-Point | | F-Throws | | Rebounds | | | | | | | | | | Scoring | |
|---------------|------|-------|----------|-------------|------|----------|------|----------|------|----------|-----|-----|-----|-------|----|----|-----|-----|-----|---------|--|
| SEASON | TEAM | GP-GS | MIN/AVG | FG-FGA | FG% | 3FG-3FGA | 3FG% | FT-FTA | FT% | OFF | DEF | TOT | AVG | PF-FO | A | TO | BLK | STL | PTS | AVG | |
| 2023-24 | CC | 35-4 | 561/16.0 | 76-96 | .792 | 0-0 | .000 | 22-50 | .440 | 49 | 69 | 118 | 3.4 | 51-0 | 22 | 17 | 45 | 21 | 174 | 5.0 | |
| 2024-25 | LOU | 15-11 | 310/20.6 | 42-51 | .824 | 0-2 | .000 | 15-35 | .429 | 37 | 51 | 88 | 5.9 | 37-1 | 15 | 10 | 13 | 11 | 99 | 6.6 | |
| TOTAL FOR LOU | | 15-11 | 310/20.6 | 42-51 | .824 | 0-2 | .000 | 15-35 | .429 | 37 | 51 | 88 | 5.9 | 37-1 | 15 | 10 | 13 | 11 | 99 | 6.6 | |
| TOTAL | | 50-15 | 871/17.4 | 118-147 | .803 | 0-2 | .000 | 37-85 | .435 | 86 | 120 | 206 | 4.1 | 88-1 | 37 | 27 | 58 | 32 | 273 | 5.5 | |



#1 J'VONNE HADLEY

5TH YEAR | GUARD | 6-6 | 215 | TR
ST. PAUL, MINN. (COLORADO)

| Opp. | GS | Min | FG | A | Pct | 3FG | A | Pct | FT | A | Pct | O | D | T | PF | FO | A | TO | S | B | Pts |
|--------------------|----|-----|----|----|------|-----|---|-------|----|---|-------|---|----|----|----|----|---|----|---|---|-----|
| MOREHEAD STATE | * | 22 | 4 | 8 | .500 | 3 | 5 | .600 | 4 | 4 | 1.000 | 1 | 2 | 3 | 0 | 0 | 3 | 0 | 0 | 1 | 15 |
| TENNESSEE | * | 29 | 1 | 4 | .250 | 1 | 3 | .333 | 0 | 0 | .000 | 2 | 2 | 4 | 1 | 0 | 1 | 3 | 1 | 0 | 3 |
| BELLARMINE | * | 27 | 3 | 5 | .600 | 0 | 1 | .000 | 4 | 4 | 1.000 | 3 | 2 | 5 | 2 | 0 | 2 | 0 | 0 | 0 | 10 |
| WINTHROP | * | 32 | 5 | 9 | .556 | 0 | 1 | .000 | 2 | 3 | .666 | 3 | 10 | 13 | 4 | 0 | 0 | 2 | 1 | 0 | 12 |
| vs. Indiana | * | 29 | 4 | 5 | .800 | 0 | 0 | .000 | 0 | 1 | .000 | 0 | 8 | 8 | 2 | 0 | 3 | 3 | 0 | 0 | 8 |
| vs. West Virginia | * | 29 | 2 | 5 | .400 | 0 | 1 | .000 | 2 | 3 | .666 | 1 | 4 | 5 | 5 | 1 | 3 | 1 | 0 | 0 | 6 |
| vs. Oklahoma | * | 30 | 3 | 8 | .375 | 1 | 4 | .250 | 5 | 7 | .714 | 6 | 7 | 13 | 3 | 0 | 1 | 5 | 0 | 0 | 12 |
| OLE MISS | * | 35 | 5 | 8 | .575 | 0 | 1 | .000 | 2 | 4 | .500 | 4 | 5 | 9 | 0 | 0 | 2 | 3 | 0 | 0 | 12 |
| DUKE* | * | 33 | 2 | 8 | .375 | 1 | 5 | .200 | 0 | 0 | .000 | 1 | 7 | 8 | 3 | 0 | 3 | 2 | 0 | 0 | 7 |
| UTEP | * | 35 | 5 | 10 | .500 | 0 | 3 | .000 | 3 | 5 | .600 | 6 | 6 | 12 | 2 | 0 | 3 | 2 | 0 | 1 | 13 |
| at Kentucky | * | 38 | 4 | 11 | .363 | 0 | 2 | .000 | 2 | 3 | .666 | 1 | 5 | 6 | 1 | 0 | 1 | 0 | 1 | 0 | 10 |
| at Florida State* | * | 33 | 3 | 8 | .375 | 1 | 1 | 1.000 | 2 | 2 | 1.000 | 0 | 8 | 8 | 0 | 0 | 0 | 0 | 1 | 0 | 9 |
| EASTERN KENTUCKY | * | 36 | 5 | 13 | .384 | 1 | 3 | .333 | 4 | 4 | 1.000 | 4 | 6 | 10 | 1 | 0 | 0 | 3 | 3 | 2 | 15 |
| NORTH CAROLINA* | * | 27 | 3 | 6 | .500 | 0 | 0 | .000 | 4 | 5 | .800 | 1 | 6 | 7 | 4 | 0 | 3 | 4 | 0 | 0 | 10 |
| at Virginia* | * | 36 | 4 | 9 | .444 | 1 | 3 | .333 | 2 | 2 | 1.000 | 0 | 5 | 5 | 0 | 0 | 0 | 1 | 0 | 1 | 11 |
| CLEMSON* | | | | | | | | | | | | | | | | | | | | | |
| at Pitt* | | | | | | | | | | | | | | | | | | | | | |
| at Syracuse* | | | | | | | | | | | | | | | | | | | | | |
| VIRGINIA* | | | | | | | | | | | | | | | | | | | | | |
| at SMU* | | | | | | | | | | | | | | | | | | | | | |
| WAKE FOREST* | | | | | | | | | | | | | | | | | | | | | |
| at Georgia Tech* | | | | | | | | | | | | | | | | | | | | | |
| at Boston College* | | | | | | | | | | | | | | | | | | | | | |
| MIAMI* | | | | | | | | | | | | | | | | | | | | | |
| at NC State* | | | | | | | | | | | | | | | | | | | | | |
| at Notre Dame* | | | | | | | | | | | | | | | | | | | | | |
| FLORIDA STATE* | | | | | | | | | | | | | | | | | | | | | |
| at Virginia Tech* | | | | | | | | | | | | | | | | | | | | | |
| PITT* | | | | | | | | | | | | | | | | | | | | | |
| CAL* | | | | | | | | | | | | | | | | | | | | | |
| STANFORD* | | | | | | | | | | | | | | | | | | | | | |

GETTING TO KNOW J'VONNE HADLEY

- Born on April 3, 2002... Son of Kim Cambell and Charles Hadley... Has one sister, Kiara... Majoring in sociology
- Was a four-year letterwinner in basketball and a two-year letterwinner in football
- Enjoys yoga, video games, hiking and biking
- Says the best thing about being a Cardinal is "the family atmosphere and will to work"
- Says if a movie was made about his life, Martin Lawrence should play him
- The basketball player he most admires is Jayson Tatum
- He'd most like to meet Kyrie Irving
- He's most proud of the way he carries himself

SEASON/DI CAREER HIGHS

POINTS

Season 15, 2x, last vs. ECU, 12/28/24
Career 24 at Washington, 1/24/24*

REBOUNDS

Season 13, 2x, last vs. Oklahoma, 11/29/24
Career Same

FIELD GOALS

Season 5, 4x, last vs. ECU, 12/28/24
Career 8, 3x, last at Oregon, 3/7/24

FIELD GOALS ATTEMPTED

Season 13 vs. ECU, 12/28/24
Career 13, 2x, last vs. ECU, 12/28/24

THREE-POINT FIELD GOALS

Season 3 vs. Morehead State, 11/4/24
Career 4 at Oregon, 3/7/24*

THREE-POINT FIELD GOALS ATTEMPTED

Season 5, 2x, last vs. Duke, 12/8/24
Career Same

FREE THROWS

Season 5 vs. Oklahoma, 11/29/24
Career 9 vs. Florida, 3/22/24*

FREE THROWS ATTEMPTED

Season 7 vs. Oklahoma, 11/29/24
Career 11 vs. Florida, 3/22/24*

ASSISTS

Season 3, 6x, last vs. North Carolina, 1/1/25
Career 6 vs. Northern Colorado, 12/15/23*

BLOCKED SHOTS

Season 2 vs. ECU, 12/28/24
Career 3 vs. Tennessee, 11/13/22*

STEALS

Season 3 vs. ECU, 12/28/24
Career 4, 3x, last at UCLA, 1/14/23*

MINUTES PLAYED

Season 36, 3x, last at Virginia, 1/4/25
Career 47 at Southern California, 2/17/24*

*denotes career high from a previous school

J'VONNE HADLEY FILE

- Notched his first double-double at Louisville on Nov. 22 against Winthrop with 12 points and 13 rebounds
- Scored 15 points in Louisville Debut on Nov. 4
- Transferred from Colorado
- Started all 36 games in senior year at Colorado, averaging 11.6 points, 6.0 rebounds, 2.4 assists and 1.2 steals per game
- Shot 53.8% from the floor and 83.9% from the free throw line in 2023-24, while also netting 20 of 48 shots from downtown
- Averaged 8.0 points and 5.9 boards per game as a junior
- Was a NJCAA Division I First Team All-American in 2021-22 at Indian Hills Community College

HADLEY DI CAREER STATISTICS

| SEASON | TEAM | GP-GS | MIN/AVG | FG-FGA | FG% | 3FG-3FGA | 3FG% | FT-FTA | FT% | OFF | DEF | TOT | AVG | PF-FO | A | TO | BLK | STL | PTS | AVG |
|---------------|------|-------|-----------|---------|------|----------|------|---------|------|-----|-----|-----|-----|-------|-----|-----|-----|-----|-----|------|
| 2020-21 | NE | 13-0 | 79/6.0 | 5-17 | .294 | 1-6 | .167 | 0-1 | .000 | 3 | 10 | 13 | 1.0 | 6-0 | 1 | 1 | 1 | 0 | 11 | 0.8 |
| 2022-23 | CU | 22-19 | 565/25.7 | 73-139 | .525 | 0-1 | .000 | 29-52 | .558 | 53 | 76 | 129 | 5.9 | 42-0 | 29 | 25 | 12 | 24 | 175 | 8.0 |
| 2023-24 | CU | 36-36 | 1232/34.2 | 141-262 | .538 | 20-48 | .417 | 115-137 | .839 | 51 | 166 | 217 | 6.0 | 60-0 | 88 | 47 | 10 | 42 | 417 | 11.6 |
| 2024-25 | LOU | 15-15 | 468/31.2 | 54-117 | .462 | 9-33 | .273 | 36-47 | .766 | 33 | 83 | 116 | 7.7 | 31-1 | 22 | 29 | 5 | 7 | 153 | 10.2 |
| TOTAL FOR LOU | | 15-15 | 468/31.2 | 54-117 | .462 | 9-33 | .273 | 36-47 | .766 | 33 | 83 | 116 | 7.7 | 31-1 | 22 | 29 | 5 | 7 | 153 | 10.2 |
| TOTAL | | 86-70 | 2344/27.3 | 273-535 | .510 | 30-88 | .341 | 180-237 | .759 | 140 | 335 | 475 | 5.5 | 139-1 | 140 | 102 | 28 | 73 | 756 | 8.8 |



#3 KOREN JOHNSON

JUNIOR | GUARD | 6-2 | 175 | TR
SEATTLE, WASH. (WASHINGTON)

| Opp. | GS | Min | FG | A | Pct | 3FG | A | Pct | FT | A | Pct | O | D | T | PF | FO | A | TO | S | B | Pts |
|--------------------|-----|-----|----|---|------|-----|---|------|----|---|------|---|---|---|----|----|---|----|---|---|-----|
| MOREHEAD STATE | | 18 | 2 | 5 | .400 | 0 | 2 | .000 | 0 | 0 | .000 | 1 | 1 | 2 | 4 | 0 | 3 | 0 | 2 | 0 | 4 |
| TENNESSEE | | 21 | 1 | 6 | .167 | 0 | 2 | .000 | 0 | 0 | .000 | 0 | 1 | 1 | 2 | 0 | 2 | 1 | 1 | 0 | 2 |
| BELLARMINE | DNP | | | | | | | | | | | | | | | | | | | | |
| WINTHROP | DNP | | | | | | | | | | | | | | | | | | | | |
| vs. Indiana | DNP | | | | | | | | | | | | | | | | | | | | |
| vs. West Virginia | DNP | | | | | | | | | | | | | | | | | | | | |
| vs. Oklahoma | DNP | | | | | | | | | | | | | | | | | | | | |
| OLE MISS | DNP | | | | | | | | | | | | | | | | | | | | |
| DUKE* | DNP | | | | | | | | | | | | | | | | | | | | |
| UTEP | DNP | | | | | | | | | | | | | | | | | | | | |
| at Kentucky | DNP | | | | | | | | | | | | | | | | | | | | |
| at Florida State* | DNP | | | | | | | | | | | | | | | | | | | | |
| EASTERN KENTUCKY | DNP | | | | | | | | | | | | | | | | | | | | |
| NORTH CAROLINA* | DNP | | | | | | | | | | | | | | | | | | | | |
| at Virginia* | DNP | | | | | | | | | | | | | | | | | | | | |
| CLEMSON* | | | | | | | | | | | | | | | | | | | | | |
| at Pitt* | | | | | | | | | | | | | | | | | | | | | |
| at Syracuse* | | | | | | | | | | | | | | | | | | | | | |
| VIRGINIA* | | | | | | | | | | | | | | | | | | | | | |
| at SMU* | | | | | | | | | | | | | | | | | | | | | |
| WAKE FOREST* | | | | | | | | | | | | | | | | | | | | | |
| at Georgia Tech* | | | | | | | | | | | | | | | | | | | | | |
| at Boston College* | | | | | | | | | | | | | | | | | | | | | |
| MIAMI* | | | | | | | | | | | | | | | | | | | | | |
| at NC State* | | | | | | | | | | | | | | | | | | | | | |
| at Notre Dame* | | | | | | | | | | | | | | | | | | | | | |
| FLORIDA STATE* | | | | | | | | | | | | | | | | | | | | | |
| at Virginia Tech* | | | | | | | | | | | | | | | | | | | | | |
| PITT* | | | | | | | | | | | | | | | | | | | | | |
| CAL* | | | | | | | | | | | | | | | | | | | | | |
| STANFORD* | | | | | | | | | | | | | | | | | | | | | |

GETTING TO KNOW KOREN JOHNSON

- Born on October 29, 2003... Son of Bobby & Kelaina Johnson... Has four siblings: Jalen, Ava, Jameer, & James
- Enjoys playing video games and being in the gym
- His cousin MarJon Beauchamp plays for the Milwaukee Bucks
- He chose his number because Allen Iverson is his favorite player
- The person with the greatest influence on his ath-

letic career is his cousin

- The basketball players he most admires are Kobe Bryant & LeBron James
- The first thing someone would notice in his dorm room is how big his TV is
- Not many people know this about him, but he likes to do yoga
- He chose to attend UofL because "Everybody wants to win and Pat Kelsey is a brilliant coach"

SEASON/CAREER HIGHS

POINTS

Season 4 vs. Morehead State, 11/4/24
Career 30 vs. Stanford, 2/15/24*

REBOUNDS

Season 2 vs. Morehead State, 11/4/24
Career 6 at Arizona, 2/24/24*

FIELD GOALS

Season 2 vs. Morehead State, 11/4/24
Career 12 vs. Stanford, 2/15/24*

FIELD GOALS ATTEMPTED

Season 6 vs. #12 Tennessee, 11/9/24
Career 10 vs. Stanford, 2/15/24*

THREE-POINT FIELD GOALS

Season
Career 6 vs. Stanford, 2/15/24*

THREE-POINT FIELD GOALS ATTEMPTED

Season 2, 2x, last vs. #12 Tennessee, 11/9/24
Career 10 vs. Stanford, 2/15/24*

FREE THROWS

Season
Career 9 at Washington State, 3/7/24*

FREE THROWS ATTEMPTED

Season
Career 11 at Washington State, 3/7/24*

ASSISTS

Season 3 vs. Morehead State, 11/4/24
Career 7, 2x, last vs. Colorado, 1/24/24*

BLOCKED SHOTS

Season
Career 2, 4 times

STEALS

Season 2 vs. Morehead State, 11/4/24
Career 5 vs. Oregon State, 2/18/23*

MINUTES PLAYED

Season 21 vs. #12 Tennessee, 11/9/24
Career 39 at Washington State, 3/7/24*


*denotes career high from a previous school

KOREN JOHNSON FILE

- Tore his labrum and will miss the remainder of the 2024-25 season
- Transferred from Washington
- 2024 Pac-12 Sixth Man of the Year
- Averaged 11.1 points, 2.7 assists and 2.2 rebounds in sophomore season
- Shot 37.3% from 3 in 2023-24, racking up 83 assists against just 42 turnovers
- His 344 points scored in his sophomore season were the most by a Washington bench player since 2002
- Averaged 6.8 points and 1.8 assists in 29 appearances as a freshman
- Was ranked as the No. 25 point guard in the nation out of high school, as well as the No. 1 recruit in Washington in the Class of 2022

JOHNSON CAREER STATISTICS

| | | | | Field Goals | | 3-Point | | F-Throws | | Rebounds | | | | | | | | | | Scoring | |
|---------------|------|-------|-----------|-------------|------|----------|------|----------|------|----------|-----|-----|-----|-------|-----|----|-----|-----|-----|---------|--|
| SEASON | TEAM | GP-GS | MIN/AVG | FG-FGA | FG% | 3FG-3FGA | 3FG% | FT-FTA | FT% | OFF | DEF | TOT | AVG | PF-FO | A | TO | BLK | STL | PTS | AVG | |
| 2022-23 | UW | 29-0 | 563/19.4 | 69-173 | .399 | 27-84 | .321 | 31-44 | .705 | 7 | 29 | 36 | 1.2 | 66-3 | 53 | 50 | 10 | 34 | 196 | 6.8 | |
| 2023-24 | UW | 31-5 | 750/24.2 | 123-279 | .441 | 41-110 | .373 | 57-79 | .722 | 21 | 47 | 68 | 2.2 | 69-1 | 83 | 42 | 9 | 38 | 344 | 11.1 | |
| 2024-25 | LOU | 2-0 | 39/19.7 | 3-11 | .273 | 0-4 | .000 | 0-0 | .000 | 1 | 2 | 3 | 1.5 | 6-0 | 5 | 1 | 0 | 3 | 6 | 3.0 | |
| TOTAL FOR LOU | | 2-0 | 39/19.7 | 3-11 | .273 | 0-4 | .000 | 0-0 | .000 | 1 | 2 | 3 | 1.5 | 6-0 | 5 | 1 | 0 | 3 | 6 | 3.0 | |
| TOTAL | | 62-5 | 1352/21.8 | 195-463 | .421 | 68-198 | .343 | 88-123 | .715 | 29 | 78 | 107 | 1.7 | 141-4 | 141 | 93 | 19 | 75 | 546 | 8.8 | |



#4 COLE SHERMAN

JUNIOR | GUARD | 5-11 | 190 | TR
LOUISVILLE, KY. (NORTHERN KENTUCKY)

| Opp. | GS | Min | FG | A | Pct | 3FG | A | Pct | FT | A | Pct | O | D | T | PF | FO | A | TO | S | B | Pts |
|--------------------|----|-----|----|---|------|-----|---|------|----|---|------|---|---|---|----|----|---|----|---|---|-----|
| MOREHEAD STATE | | 2 | 0 | 1 | .000 | 0 | 1 | .000 | 0 | 0 | .000 | 0 | 1 | 1 | 1 | 0 | 0 | 0 | 0 | 0 | 0 |
| TENNESSEE | | DNP | | | | | | | | | | | | | | | | | | | |
| BELLARMINE | | 1 | 0 | 0 | .000 | 0 | 0 | .000 | 0 | 0 | .000 | 0 | 0 | 0 | 1 | 0 | 0 | 0 | 0 | 0 | 0 |
| WINTHROP | | DNP | | | | | | | | | | | | | | | | | | | |
| vs. Indiana | | 2 | 0 | 0 | .000 | 0 | 0 | .000 | 0 | 0 | .000 | 0 | 0 | 0 | 0 | 0 | 0 | 0 | 0 | 0 | 0 |
| vs. West Virginia | | DNP | | | | | | | | | | | | | | | | | | | |
| vs. Oklahoma | | DNP | | | | | | | | | | | | | | | | | | | |
| OLE MISS | | DNP | | | | | | | | | | | | | | | | | | | |
| DUKE* | | DNP | | | | | | | | | | | | | | | | | | | |
| UTEP | | DNP | | | | | | | | | | | | | | | | | | | |
| at Kentucky | | DNP | | | | | | | | | | | | | | | | | | | |
| at Florida State* | | DNP | | | | | | | | | | | | | | | | | | | |
| EASTERN KENTUCKY | | DNP | | | | | | | | | | | | | | | | | | | |
| NORTH CAROLINA* | | DNP | | | | | | | | | | | | | | | | | | | |
| at Virginia* | | 1 | 0 | 0 | .000 | 0 | 0 | .000 | 0 | 0 | .000 | 0 | 0 | 0 | 0 | 0 | 0 | 0 | 0 | 0 | 0 |
| CLEMSON* | | | | | | | | | | | | | | | | | | | | | |
| at Pitt* | | | | | | | | | | | | | | | | | | | | | |
| at Syracuse* | | | | | | | | | | | | | | | | | | | | | |
| VIRGINIA* | | | | | | | | | | | | | | | | | | | | | |
| at SMU* | | | | | | | | | | | | | | | | | | | | | |
| WAKE FOREST* | | | | | | | | | | | | | | | | | | | | | |
| at Georgia Tech* | | | | | | | | | | | | | | | | | | | | | |
| at Boston College* | | | | | | | | | | | | | | | | | | | | | |
| MIAMI* | | | | | | | | | | | | | | | | | | | | | |
| at NC State* | | | | | | | | | | | | | | | | | | | | | |
| at Notre Dame* | | | | | | | | | | | | | | | | | | | | | |
| FLORIDA STATE* | | | | | | | | | | | | | | | | | | | | | |
| at Virginia Tech* | | | | | | | | | | | | | | | | | | | | | |
| PITT* | | | | | | | | | | | | | | | | | | | | | |
| CAL* | | | | | | | | | | | | | | | | | | | | | |
| STANFORD* | | | | | | | | | | | | | | | | | | | | | |

GETTING TO KNOW COLE SHERMAN

- Born April 20, 2004... Full name is William "Cole" Sherman... Son of Christie Carroll and Mike Sherman... has three siblings
- Majoring in Sport Administration
- Chose his number because of former Louisville legends like Q Snider and Dillon Avere
- Says the best thing about being a Cardinal is "representing the greatest fan base in sports"
- The basketball player he admires the most is Kobe

- Bryant
- He enjoys exploring parts of town, going to new restaurants and going to UofL football games
- Few people know this about him, but he doesn't like cereal
- He'd most like to meet LeBron James
- He chose to attend UofL because "I'm a lifelong UofL super fan, and because of the respect I have for Coach Kelsey and his staff."

SHERMAN CAREER STATISTICS

| | | | | Field Goals | | 3-Point | | F-Throws | | Rebounds | | | | | | | | Scoring | | |
|---------------|------|-------|---------|-------------|------|----------|------|----------|-------|----------|-----|-----|-----|-------|---|----|-----|---------|-----|-----|
| SEASON | TEAM | GP-GS | MIN/AVG | FG-FGA | FG% | 3FG-3FGA | 3FG% | FT-FTA | FT% | OFF | DEF | TOT | AVG | PF-FO | A | TO | BLK | STL | PTS | AVG |
| 2022-23 | NKU | 2-0 | 3/1.5 | 0-0 | .000 | 0-0 | .000 | 0-0 | .000 | 0 | 0 | 0 | 0.0 | 1-0 | 0 | 0 | 0 | 0 | 0 | 0.0 |
| 2023-24 | NKU | 9-0 | 12/1.3 | 2-4 | .500 | 1-2 | .500 | 2-2 | 1.000 | 0 | 2 | 2 | 0.2 | 0-0 | 1 | 0 | 0 | 0 | 7 | 0.8 |
| 2024-25 | LOU | 4-0 | 5/1.3 | 0-1 | .000 | 0-1 | .000 | 0-0 | .000 | 0 | 1 | 1 | 0.3 | 2-0 | 0 | 0 | 0 | 0 | 0 | 0.0 |
| TOTAL FOR LOU | | 4-0 | 5/1.3 | 0-1 | .000 | 0-1 | .000 | 0-0 | .000 | 0 | 1 | 1 | 0.3 | 2-0 | 0 | 0 | 0 | 0 | 0 | 0.0 |

SEASON/CAREER HIGHS

POINTS

Season

Career 3 at Youngstown State, 1/28/24*

REBOUNDS

Season

Career 1, 2x, last vs. Green Bay, 1/20/24*

FIELD GOALS

Season

Career 1, 2x, last at Youngstown State, 1/28/24*

FIELD GOALS ATTEMPTED

Season

Career 2 vs. DePauw, 11/14/23*

THREE-POINT FIELD GOALS

Season

Career 1 at Youngstown State, 1/28/24*

THREE-POINT FIELD GOALS ATTEMPTED

Season

Career 1, 3x, last vs. Morehead State, 11/4/24

FREE THROWS

Season

Career 2 vs. Robert Morris, 11/29/23*

FREE THROWS ATTEMPTED

Season

Career 2 vs. Robert Morris, 11/29/23*

ASSISTS

Season

Career 1 vs. Cumberlands, 12/14/23*

BLOCKED SHOTS

Season

Career

STEALS

Season

Career

MINUTES PLAYED

Season

Career 2 vs. Morehead State, 11/4/24

Career 3 at Youngstown State, 1/28/24*

*denotes career high from a previous school

COLE SHERMAN FILE

- Appeared in his first game as a Louisville Cardinal in the season opener against Morehead State on Nov. 4
- Transferred from Northern Kentucky
- Appeared in one game as a freshman and nine as a sophomore
- Played at St. Xavier High School



#5 TERENCE EDWARDS JR.

5TH YEAR | GUARD/FORWARD | 6-6 | 205 | TR
ATLANTA, GA. (JAMES MADISON)

| Opp. | GS | Min | FG | A | Pct | 3FG | A | Pct | FT | A | Pct | O | D | T | PF | FO | A | TO | S | B | Pts |
|--------------------|----|-----|----|----|------|-----|---|------|----|----|-------|---|---|---|----|----|---|----|---|---|-----|
| MOREHEAD STATE | * | 26 | 5 | 7 | .714 | 2 | 4 | .500 | 0 | 2 | .000 | 1 | 2 | 3 | 0 | 0 | 3 | 2 | 0 | 0 | 12 |
| TENNESSEE | * | 20 | 2 | 12 | .167 | 0 | 5 | .000 | 1 | 1 | 1.000 | 1 | 0 | 1 | 1 | 0 | 0 | 0 | 0 | 0 | 5 |
| BELLARMINE | * | 26 | 10 | 14 | .714 | 4 | 7 | .571 | 2 | 2 | 1.000 | 1 | 3 | 4 | 2 | 0 | 3 | 2 | 0 | 0 | 26 |
| WINTHROP | * | 30 | 3 | 9 | .333 | 0 | 4 | .000 | 0 | 0 | .000 | 2 | 5 | 7 | 0 | 0 | 2 | 5 | 1 | 0 | 6 |
| vs. Indiana | * | 24 | 3 | 6 | .500 | 0 | 3 | .000 | 2 | 2 | 1.000 | 1 | 0 | 1 | 2 | 0 | 7 | 3 | 0 | 0 | 8 |
| vs. West Virginia | * | 36 | 4 | 9 | .444 | 0 | 1 | .000 | 2 | 2 | 1.000 | 4 | 3 | 7 | 0 | 0 | 1 | 2 | 0 | 0 | 10 |
| vs. Oklahoma | * | 35 | 4 | 12 | .333 | 1 | 5 | .200 | 2 | 2 | 1.000 | 1 | 1 | 2 | 1 | 0 | 2 | 4 | 0 | 0 | 11 |
| OLE MISS | * | 26 | 2 | 13 | .154 | 0 | 5 | .000 | 4 | 8 | .500 | 2 | 0 | 2 | 4 | 0 | 1 | 1 | 0 | 0 | 8 |
| DUKE* | | 31 | 6 | 12 | .500 | 3 | 4 | .750 | 6 | 6 | 1.000 | 0 | 2 | 2 | 2 | 0 | 1 | 3 | 2 | 0 | 21 |
| UTEP | | 30 | 6 | 13 | .462 | 2 | 8 | .250 | 8 | 10 | .800 | 1 | 2 | 3 | 1 | 0 | 1 | 0 | 2 | 0 | 22 |
| at Kentucky | | 30 | 8 | 14 | .571 | 5 | 7 | .714 | 2 | 3 | .666 | 0 | 1 | 1 | 4 | 0 | 0 | 1 | 0 | 0 | 23 |
| at Florida State* | * | 35 | 6 | 13 | .462 | 1 | 5 | .200 | 6 | 7 | .857 | 1 | 6 | 7 | 0 | 0 | 8 | 1 | 1 | 0 | 19 |
| EASTERN KENTUCKY | * | 34 | 6 | 12 | .500 | 3 | 6 | .500 | 5 | 7 | .714 | 2 | 3 | 5 | 1 | 0 | 1 | 2 | 1 | 1 | 20 |
| NORTH CAROLINA* | * | 34 | 2 | 12 | .167 | 0 | 5 | .000 | 3 | 5 | .600 | 1 | 4 | 5 | 0 | 0 | 2 | 1 | 0 | 0 | 7 |
| at Virginia* | * | 29 | 2 | 9 | .222 | 0 | 1 | .000 | 3 | 4 | .750 | 2 | 7 | 9 | 2 | 0 | 3 | 1 | 1 | 0 | 7 |
| CLEMSON* | | | | | | | | | | | | | | | | | | | | | |
| at Pitt* | | | | | | | | | | | | | | | | | | | | | |
| at Syracuse* | | | | | | | | | | | | | | | | | | | | | |
| VIRGINIA* | | | | | | | | | | | | | | | | | | | | | |
| at SMU* | | | | | | | | | | | | | | | | | | | | | |
| WAKE FOREST* | | | | | | | | | | | | | | | | | | | | | |
| at Georgia Tech* | | | | | | | | | | | | | | | | | | | | | |
| at Boston College* | | | | | | | | | | | | | | | | | | | | | |
| MIAMI* | | | | | | | | | | | | | | | | | | | | | |
| at NC State* | | | | | | | | | | | | | | | | | | | | | |
| at Notre Dame* | | | | | | | | | | | | | | | | | | | | | |
| FLORIDA STATE* | | | | | | | | | | | | | | | | | | | | | |
| at Virginia Tech* | | | | | | | | | | | | | | | | | | | | | |
| PITT* | | | | | | | | | | | | | | | | | | | | | |
| CAL* | | | | | | | | | | | | | | | | | | | | | |
| STANFORD* | | | | | | | | | | | | | | | | | | | | | |

GETTING TO KNOW TERENCE EDWARDS JR.

- Born May 20, 2002... Son of Terrence Edwards Sr. and Chanel Lucas... has two siblings: Cedriana and Cedria
- Majoring in individualized studies at UofL
- He wears #5 because "that was the number I had my 11th grade year when I got my junior season taken away from me"
- Says the best thing about being a Cardinal is the fanbase
- The basketball player he most admires is LeBron James

- Outside of basketball, he enjoys playing Call of Duty and other video games
- The first thing someone would notice in his dorm room is his dog
- When he played basketball as a kid, he always pretended he was Kobe Bryant
- The best athlete he ever faced was Scottie Barnes
- He'd most like to meet LeBron James
- He's most proud of his siblings

SEASON/CAREER HIGHS

POINTS

Season 26 vs. Bellarmine, 11/19/24
Career 30 at Georgia State, 02/28/24*

REBOUNDS

Season 9 at Virginia, 1/4/25
Career 12 vs. Troy, 3/4/23*

FIELD GOALS

Season 10 vs. Bellarmine, 11/19/24
Career 11, 2x, last vs. Troy, 3/4/23*

FIELD GOALS ATTEMPTED

Season 14, 2x, last at #5 Kentucky, 12/14/24
Career 23 at App State, 1/27/24*

THREE-POINT FIELD GOALS

Season 5 at #5 Kentucky, 12/14/24
Career Same

THREE-POINT FIELD GOALS ATTEMPTED

Season 8 vs. UTEP, 12/11/24
Career 10 at Georgia State, 2/28/24*

FREE THROWS

Season 8 vs. UTEP, 12/11/24
Career 12, 2x, last vs. Georgia State, 2/15/24*

FREE THROWS ATTEMPTED

Season 10 vs. UTEP, 12/11/24
Career 13 at Michigan State, 11/6/23*

ASSISTS

Season 8 at Florida State, 12/21/24
Career 8, 2x, last at Florida State, 12/21/24

BLOCKED SHOTS

Season 1 vs. ECU, 12/28/24
Career 3 at Old Dominion, 12/9/23*

STEALS

Season 2, 2x, last vs. UTEP, 12/11/24
Career 4, 6 times

MINUTES PLAYED

Season 36 vs. West Virginia, 11/28/24
Career 45 at Kent State, 11/9/23*


*denotes career high from a previous school

TERRENCE EDWARDS JR. FILE

- Netted 10 field goals and scored a season-high 26 points against Bellarmine on Nov. 19
- Transferred from James Madison after four years
- Named 2024 Sun Belt Conference Player of the Year out of James Madison
- Averaged 17.2 points, 4.4 rebounds, 3.4 assists in 2023-24 for JMU
- Led Dukes to 32-4 record, Sun Belt Tournament title and NCAA Tournament berth in his senior season
- In 2023-24, was one of nine players in the country to amass his totals of 618 points, 158 rebounds, 123 assists

EDWARDS JR. CAREER STATISTICS

| | | | | Field Goals | | 3-Point | | F-Throws | | Rebounds | | | | | | | | | Scoring | |
|---------------|------|--------|-----------|-------------|------|----------|------|----------|------|----------|-----|-----|-----|-------|-----|-----|-----|-----|---------|------|
| SEASON | TEAM | GP-GS | MIN/AVG | FG-FGA | FG% | 3FG-3FGA | 3FG% | FT-FTA | FT% | OFF | DEF | TOT | AVG | PF-FO | A | TO | BLK | STL | PTS | AVG |
| 2020-21 | JMU | 20-7 | 345/17.2 | 40-100 | .400 | 6-18 | .333 | 20-42 | .476 | 27 | 57 | 84 | 4.2 | 31-0 | 30 | 26 | 4 | 9 | 106 | 5.3 |
| 2021-22 | JMU | 29-13 | 605/20.9 | 101-213 | .474 | 10-34 | .294 | 53-83 | .639 | 35 | 86 | 121 | 4.2 | 40-1 | 63 | 52 | 9 | 30 | 265 | 9.1 |
| 2022-23 | JMU | 32-15 | 754/23.6 | 155-293 | .529 | 33-72 | .458 | 82-114 | .719 | 46 | 117 | 163 | 5.1 | 52-1 | 62 | 77 | 5 | 38 | 425 | 13.3 |
| 2023-24 | JMU | 36-36 | 1092/30.3 | 203-475 | .427 | 46-134 | .343 | 166-205 | .810 | 43 | 115 | 158 | 4.4 | 47-0 | 123 | 88 | 11 | 34 | 618 | 17.2 |
| 2024-25 | LOU | 15-12 | 446/29.8 | 69-167 | .413 | 21-70 | .300 | 46-61 | .754 | 20 | 39 | 59 | 3.9 | 20-0 | 35 | 28 | 1 | 8 | 205 | 13.7 |
| TOTAL FOR LOU | | 15-12 | 446/29.8 | 69-167 | .413 | 21-70 | .300 | 46-61 | .754 | 20 | 39 | 59 | 3.9 | 20-0 | 35 | 28 | 1 | 8 | 205 | 13.7 |
| TOTAL | | 132-83 | 3242/24.6 | 568-1248 | .455 | 116-328 | .354 | 367-505 | .727 | 171 | 414 | 585 | 4.4 | 190-2 | 313 | 271 | 30 | 119 | 1619 | 12.3 |



#6 REYNE SMITH

SENIOR | GUARD | 6-2 | 190 | TR
ULVERSTONE, AUSTRALIA (CHARLESTON)

| Opp. | GS | Min | FG | A | Pct | 3FG | A | Pct | FT | A | Pct | O | D | T | PF | FO | A | TO | S | B | Pts |
|--------------------|----|-----|----|----|------|-----|----|------|----|---|-------|---|---|---|----|----|---|----|---|---|-----|
| MOREHEAD STATE | | 23 | 4 | 10 | .400 | 4 | 9 | .444 | 0 | 0 | .000 | 0 | 1 | 1 | 1 | 0 | 1 | 0 | 2 | 0 | 12 |
| TENNESSEE | | 23 | 5 | 13 | .385 | 4 | 12 | .333 | 4 | 4 | 1.000 | 2 | 3 | 5 | 2 | 0 | 1 | 0 | 0 | 0 | 18 |
| BELLARMINE | | 26 | 3 | 8 | .375 | 3 | 8 | .375 | 0 | 0 | .000 | 1 | 5 | 6 | 1 | 0 | 1 | 0 | 1 | 0 | 9 |
| WINTHROP | | 29 | 5 | 9 | .556 | 5 | 9 | .556 | 5 | 6 | .833 | 0 | 3 | 3 | 3 | 0 | 1 | 0 | 0 | 0 | 20 |
| vs. Indiana | | 23 | 4 | 9 | .444 | 4 | 9 | .444 | 0 | 0 | .000 | 0 | 3 | 3 | 2 | 0 | 0 | 0 | 1 | 0 | 12 |
| vs. West Virginia | | 37 | 5 | 12 | .417 | 4 | 10 | .400 | 1 | 2 | .500 | 1 | 2 | 3 | 1 | 0 | 0 | 1 | 0 | 0 | 15 |
| vs. Oklahoma | | 27 | 2 | 8 | .250 | 2 | 7 | .286 | 0 | 0 | .000 | 2 | 0 | 2 | 2 | 0 | 0 | 0 | 1 | 0 | 6 |
| OLE MISS | * | 30 | 3 | 10 | .300 | 2 | 8 | .250 | 0 | 0 | .000 | 0 | 2 | 2 | 1 | 0 | 0 | 0 | 0 | 0 | 8 |
| DUKE* | * | 33 | 4 | 11 | .364 | 3 | 9 | .333 | 2 | 2 | 1.000 | 0 | 3 | 3 | 1 | 0 | 0 | 0 | 0 | 0 | 13 |
| UTEP | * | 34 | 2 | 8 | .250 | 2 | 8 | .250 | 2 | 2 | 1.000 | 0 | 3 | 3 | 2 | 0 | 0 | 2 | 2 | 0 | 8 |
| at Kentucky | * | 34 | 4 | 12 | .333 | 2 | 9 | .222 | 0 | 0 | .000 | 2 | 1 | 3 | 1 | 0 | 0 | 0 | 0 | 0 | 10 |
| at Florida State* | | 30 | 8 | 12 | .666 | 6 | 9 | .666 | 5 | 5 | 1.000 | 0 | 1 | 1 | 1 | 0 | 1 | 1 | 0 | 0 | 27 |
| EASTERN KENTUCKY | | 32 | 3 | 12 | .250 | 3 | 11 | .272 | 3 | 4 | .750 | 0 | 5 | 5 | 0 | 0 | 2 | 1 | 2 | 0 | 12 |
| NORTH CAROLINA* | | 27 | 6 | 12 | .500 | 4 | 10 | .400 | 1 | 1 | 1.000 | 0 | 0 | 0 | 4 | 0 | 0 | 0 | 3 | 0 | 17 |
| at Virginia* | | 30 | 5 | 10 | .500 | 5 | 10 | .500 | 0 | 0 | .000 | 1 | 1 | 2 | 1 | 0 | 2 | 1 | 1 | 0 | 15 |
| CLEMSON* | | | | | | | | | | | | | | | | | | | | | |
| at Pitt* | | | | | | | | | | | | | | | | | | | | | |
| at Syracuse* | | | | | | | | | | | | | | | | | | | | | |
| VIRGINIA* | | | | | | | | | | | | | | | | | | | | | |
| at SMU* | | | | | | | | | | | | | | | | | | | | | |
| WAKE FOREST* | | | | | | | | | | | | | | | | | | | | | |
| at Georgia Tech* | | | | | | | | | | | | | | | | | | | | | |
| at Boston College* | | | | | | | | | | | | | | | | | | | | | |
| MIAMI* | | | | | | | | | | | | | | | | | | | | | |
| at NC State* | | | | | | | | | | | | | | | | | | | | | |
| at Notre Dame* | | | | | | | | | | | | | | | | | | | | | |
| FLORIDA STATE* | | | | | | | | | | | | | | | | | | | | | |
| at Virginia Tech* | | | | | | | | | | | | | | | | | | | | | |
| PITT* | | | | | | | | | | | | | | | | | | | | | |
| CAL* | | | | | | | | | | | | | | | | | | | | | |
| STANFORD* | | | | | | | | | | | | | | | | | | | | | |

GETTING TO KNOW REYNE SMITH

- Born on October 28, 2002... Son of Penny Smith... Has two siblings, Jakob and Campbell... Majoring in business
- Graduated from the Australian Institute of Sport in 2020
- Will go up against former high school teammate Tyrese Proctor who now plays at Duke
- The best thing about being a Cardinal is "the fan support"

- He thinks if a movie was made about his life, Ryan Gosling should play him
- Outside of basketball, he plays golf and games on his Playstation
- The best moment of his athletic career was winning back-to-back conference championships at College of Charleston
- The first thing someone would notice in his dorm room is the golf clubs

SEASON/CAREER HIGHS

POINTS

Season 27 at Florida State, 12/21/24
Career 32 vs. Campbell, 2/29/24*

REBOUNDS

Season 6 vs. Bellarmine, 11/19/24
Career 6, 4x, last vs. Bellarmine, 11/19/24

FIELD GOALS

Season 8 at Florida State, 12/21/24
Career 11 vs. Campbell, 2/29/24*

FIELD GOALS ATTEMPTED

Season 13 vs. #12 Tennessee, 11/9/24
Career 21 vs. Saint Joseph's, 12/21/23*

THREE-POINT FIELD GOALS

Season 6 at Florida State, 12/21/24
Career 10 vs. Campbell, 2/29/24*

THREE-POINT FIELD GOALS ATTEMPTED

Season 12 vs. #12 Tennessee, 11/9/24
Career 20 vs. Saint Joseph's, 12/21/23*

FREE THROWS

Season 5, 2x, last at Florida State, 12/21/24
Career 9, 2x, last vs. William & Mary, 2/19/24*

FREE THROWS ATTEMPTED

Season 6 vs. Winthrop, 11/22/24
Career 11 vs. Coastal Carolina, 12/18/23*

ASSISTS

Season 2, 2x, last at Virginia, 1/4/25
Career 6 at Hofstra, 2/28/22*

BLOCKED SHOTS

Season
Career 1, 4 times

STEALS

Season 3 vs. North Carolina, 1/1/25
Career 4 at Towson, 12/31/22*

MINUTES PLAYED

Season 37 vs. West Virginia, 11/28/24
Career 38 vs. Stony Brook, 3/12/24*

*denotes career high from a previous school

REYNE SMITH FILE

- Transferred from College of Charleston after three years under Pat Kelsey there
- Named Second-Team All-Coastal Athletic Association
- Finished the 2023-24 season tied for ninth in made 3-pointers and 13th in made 3's per game
- Named MVP of CAA Tournament after scoring 23 points in the championship game
- Became the first CAA player ever with multiple games of nine-plus 3-pointers
- Had 23 career games at Charleston of at least five made 3's and made at least 90 3-pointers in each of his three seasons there

SMITH CAREER STATISTICS

| | | | | Field Goals | | 3-Point | | F-Throws | | Rebounds | | | | | | | | | | Scoring | |
|---------------|------|--------|-----------|-------------|------|----------|------|----------|------|----------|-----|-----|-----|-------|-----|----|-----|-----|------|---------|--|
| SEASON | TEAM | GP-GS | MIN/AVG | FG-FGA | FG% | 3FG-3FGA | 3FG% | FT-FTA | FT% | OFF | DEF | TOT | AVG | PF-FO | A | TO | BLK | STL | PTS | AVG | |
| 2021-22 | CC | 32-27 | 883/27.6 | 109-289 | .377 | 90-240 | .375 | 78-84 | .929 | 11 | 61 | 72 | 2.3 | 68-0 | 44 | 37 | 0 | 24 | 386 | 12.1 | |
| 2022-23 | CC | 35-34 | 861/24.6 | 106-304 | .349 | 92-270 | .341 | 73-81 | .901 | 5 | 66 | 71 | 2.0 | 35-0 | 47 | 21 | 1 | 26 | 377 | 10.8 | |
| 2023-24 | CC | 35-28 | 907/25.9 | 133-324 | .410 | 112-284 | .394 | 71-83 | .855 | 9 | 65 | 74 | 2.1 | 47-0 | 58 | 24 | 3 | 18 | 449 | 12.8 | |
| 2024-25 | LOU | 15-4 | 440/29.3 | 63-156 | .404 | 53-138 | .384 | 23-26 | .885 | 9 | 33 | 42 | 2.8 | 23-0 | 9 | 6 | 0 | 13 | 202 | 13.5 | |
| TOTAL FOR LOU | | 15-4 | 440/29.3 | 63-156 | .404 | 53-138 | .384 | 23-26 | .885 | 9 | 33 | 42 | 2.8 | 23-0 | 9 | 6 | 0 | 13 | 202 | 13.5 | |
| TOTAL | | 117-93 | 3091/26.4 | 411-1073 | .383 | 347-932 | .372 | 245-274 | .894 | 34 | 225 | 259 | 2.2 | 173-0 | 158 | 88 | 4 | 81 | 1414 | 12.1 | |



#7 KASEAN PRYOR

5TH YEAR | FORWARD | 6-10 | 225 | TR
CHICAGO, ILL. (SOUTH FLORIDA)

| Opp. | GS | Min | FG | A | Pct | 3FG | A | Pct | FT | A | Pct | O | D | T | PF | FO | A | TO | S | B | Pts |
|--------------------|-----|-----|----|----|------|-----|---|------|----|----|-------|---|----|----|----|----|---|----|---|---|-----|
| MOREHEAD STATE | | 19 | 5 | 10 | .500 | 1 | 5 | .200 | 7 | 9 | .778 | 2 | 10 | 12 | 1 | 0 | 4 | 1 | 3 | 1 | 18 |
| TENNESSEE | | 24 | 1 | 7 | 1.43 | 0 | 5 | .000 | 4 | 4 | 1.000 | 0 | 2 | 2 | 1 | 0 | 1 | 3 | 1 | 1 | 6 |
| BELLARMINE | | 22 | 5 | 12 | .417 | 2 | 6 | .333 | 9 | 10 | .900 | 2 | 5 | 7 | 2 | 0 | 1 | 0 | 1 | 1 | 21 |
| WINTHROP | | 22 | 1 | 6 | .167 | 0 | 4 | .000 | 4 | 4 | 1.000 | 0 | 5 | 5 | 3 | 0 | 3 | 6 | 2 | 2 | 6 |
| vs. Indiana | * | 27 | 7 | 13 | .538 | 0 | 3 | .000 | 0 | 0 | .000 | 2 | 5 | 7 | 3 | 0 | 0 | 1 | 2 | 0 | 14 |
| vs. West Virginia | * | 35 | 4 | 11 | .364 | 1 | 5 | .200 | 4 | 4 | 1.000 | 2 | 6 | 8 | 2 | 0 | 2 | 3 | 1 | 3 | 13 |
| vs. Oklahoma | * | 13 | 2 | 9 | .222 | 1 | 5 | .200 | 1 | 2 | .500 | 1 | 1 | 2 | 2 | 0 | 4 | 1 | 1 | 0 | 6 |
| OLE MISS | DNP | | | | | | | | | | | | | | | | | | | | |
| DUKE* | DNP | | | | | | | | | | | | | | | | | | | | |
| UTEP | DNP | | | | | | | | | | | | | | | | | | | | |
| at Kentucky | DNP | | | | | | | | | | | | | | | | | | | | |
| at Florida State* | DNP | | | | | | | | | | | | | | | | | | | | |
| EASTERN KENTUCKY | DNP | | | | | | | | | | | | | | | | | | | | |
| NORTH CAROLINA* | DNP | | | | | | | | | | | | | | | | | | | | |
| at Virginia* | DNP | | | | | | | | | | | | | | | | | | | | |
| CLEMSON* | | | | | | | | | | | | | | | | | | | | | |
| at Pitt* | | | | | | | | | | | | | | | | | | | | | |
| at Syracuse* | | | | | | | | | | | | | | | | | | | | | |
| VIRGINIA* | | | | | | | | | | | | | | | | | | | | | |
| at SMU* | | | | | | | | | | | | | | | | | | | | | |
| WAKE FOREST* | | | | | | | | | | | | | | | | | | | | | |
| at Georgia Tech* | | | | | | | | | | | | | | | | | | | | | |
| at Boston College* | | | | | | | | | | | | | | | | | | | | | |
| MIAMI* | | | | | | | | | | | | | | | | | | | | | |
| at NC State* | | | | | | | | | | | | | | | | | | | | | |
| at Notre Dame* | | | | | | | | | | | | | | | | | | | | | |
| FLORIDA STATE* | | | | | | | | | | | | | | | | | | | | | |
| at Virginia Tech* | | | | | | | | | | | | | | | | | | | | | |
| PITT* | | | | | | | | | | | | | | | | | | | | | |
| CAL* | | | | | | | | | | | | | | | | | | | | | |
| STANFORD* | | | | | | | | | | | | | | | | | | | | | |

GETTING TO KNOW KASEAN PRYOR

- Born on January 5, 2001... Son of Sean Pryor... Majoring in applied sciences with a concentration in leadership
- His father Sean played basketball at Oregon State before playing professionally in France and Puerto Rico
- His personal goal at UoFL is to make March Madness
- Enjoys playing video games and hanging out with his cat
- Says the best thing about being a Cardinal is "Fan love"
- If a movie was made about his life, he thinks Ashton Kucher should play him
- The basketball player he admires the most is Kobe Bryant
- The best moment of his athletic career was winning the conference tournament with Boise State
- The first thing someone would notice in his dorm room would be his cat

SEASON/DI CAREER HIGHS

POINTS

Season 21 vs. Bellarmine, 11/19/24
Career 29, 2x, last at Tulsa, 3/9/24*

REBOUNDS

Season 12 vs. Morehead State, 11/4/24
Career 15 vs. UAB, 3/16/24*

FIELD GOALS

Season 7 vs. #14/15 Indiana, 11/27/24
Career 9 at Tulsa, 3/9/24*

FIELD GOALS ATTEMPTED

Season 13 vs. #14/15 Indiana, 11/27/24
Career 21 vs. Wichita State, 1/21/24*

THREE-POINT FIELD GOALS

Season 2 vs. Bellarmine, 11/19/24
Career 4 at Temple, 1/24/24*

THREE-POINT FIELD GOALS ATTEMPTED

Season 6 vs. Bellarmine, 11/19/24
Career 10 vs. Wichita State, 1/21/24*

FREE THROWS

Season 9 vs. Bellarmine, 11/19/24
Career 15 vs. Rice, 1/12/24*

FREE THROWS ATTEMPTED

Season 10 vs. Bellarmine, 11/19/24
Career 16 vs. Rice, 1/12/24*

ASSISTS

Season 4, 2x, last vs. Oklahoma, 11/29/24
Career 6 vs. Temple, 1/4/24*

BLOCKED SHOTS

Season 3 vs. West Virginia, 11/28/24
Career 5 vs. Rice, 1/12/24*

STEALS

Season 3 vs. Morehead State, 11/4/24
Career 5 vs. Rice, 1/12/24*

MINUTES PLAYED

Season 35 vs. West Virginia, 11/28/24
Career 38 vs. UAB, 3/16/24*

*denotes career high from a previous school

KASEAN PRYOR FILE

- Tore his ACL against Oklahoma and will miss the remainder of the 2024-25 season
- Got his first Louisville start on Nov. 27 against Indiana
- Logged a double-double of 18 points and 12 rebounds in his UoFL debut on Nov. 4
- Spent the 2023-24 season at South Florida under the late Amir Adbur-Rahim, appearing in 32 games and starting in 21 contests
- Averaged 13.0 points and 7.9 rebounds while shooting 44.7% from the floor and 81.5% at the charity stripe in his senior season
- Logged 12 double-doubles with 18 games of double figure scoring in 2023-24; had five games of 20-plus points

PRYOR DI CAREER STATISTICS

| | | | | Field Goals | | 3-Point | | F-Throws | | Rebounds | | | | | | | | | Scoring | |
|---------------|-------|-------|-----------|-------------|------|----------|------|----------|------|----------|-----|-----|-----|-------|----|----|-----|-----|---------|------|
| SEASON | TEAM | GP-GS | MIN/AVG | FG-FGA | FG% | 3FG-3FGA | 3FG% | FT-FTA | FT% | OFF | DEF | TOT | AVG | PF-FO | A | TO | BLK | STL | PTS | AVG |
| 2020-21 | Boise | 5-0 | 17/3.3 | 1-6 | .167 | 0-4 | .000 | 4-9 | .444 | 1 | 4 | 5 | 1.0 | 3-0 | 0 | 1 | 0 | 0 | 6 | 1.2 |
| 2021-22 | Boise | 8-0 | 36/4.5 | 7-15 | .467 | 3-7 | .429 | 1-2 | .500 | 2 | 9 | 11 | 1.4 | 6-0 | 3 | 4 | 0 | 1 | 18 | 2.3 |
| 2023-24 | USF | 32-21 | 841/26.3 | 130-291 | .447 | 37-105 | .352 | 119-146 | .815 | 47 | 206 | 253 | 7.9 | 70-2 | 56 | 53 | 23 | 38 | 416 | 13.0 |
| 2024-25 | LOU | 7-3 | 163/23.3 | 25-68 | .368 | 5-33 | .152 | 29-33 | .879 | 9 | 34 | 43 | 6.1 | 14-0 | 15 | 15 | 8 | 11 | 84 | 12.0 |
| TOTAL FOR LOU | | 7-3 | 163/23.3 | 25-68 | .368 | 5-33 | .152 | 29-33 | .879 | 9 | 34 | 43 | 6.1 | 14-0 | 15 | 15 | 8 | 11 | 84 | 12.0 |
| TOTAL | | 52-24 | 1056/20.3 | 163-380 | .429 | 45-149 | .302 | 153-190 | .805 | 59 | 253 | 312 | 6.0 | 93-2 | 74 | 73 | 31 | 50 | 524 | 10.1 |



#9 KHANI ROOTHS

FRESHMAN | FORWARD | 6-8 | 205 | FR
WASHINGTON, D.C. (IMG ACADEMY)

| Opp. | GS | Min | FG | A | Pct | 3FG | A | Pct | FT | A | Pct | O | D | T | PF | FO | A | TO | S | B | Pts |
|--------------------|----|-----|----|---|-------|-----|---|------|----|---|-------|---|---|---|----|----|---|----|---|---|-----|
| MOREHEAD STATE | | 7 | 1 | 4 | .250 | 0 | 2 | .000 | 0 | 2 | .000 | 2 | 2 | 4 | 1 | 0 | 1 | 0 | 0 | 0 | 2 |
| TENNESSEE | | 4 | 1 | 2 | .500 | 1 | 2 | .500 | 0 | 0 | .000 | 1 | 1 | 2 | 0 | 0 | 0 | 1 | 0 | 1 | 3 |
| BELLARMINE | | 18 | 1 | 2 | .500 | 0 | 1 | .000 | 0 | 2 | .000 | 1 | 2 | 3 | 1 | 0 | 1 | 1 | 1 | 1 | 2 |
| WINTHROP | | 17 | 2 | 5 | .400 | 1 | 3 | .333 | 3 | 6 | .500 | 2 | 3 | 5 | 1 | 0 | 1 | 2 | 0 | 0 | 8 |
| vs. Indiana | | 11 | 2 | 3 | .666 | 0 | 0 | .000 | 0 | 0 | .000 | 3 | 1 | 4 | 1 | 0 | 0 | 1 | 1 | 0 | 4 |
| vs. West Virginia | | 8 | 0 | 0 | .000 | 0 | 0 | .000 | 0 | 0 | .000 | 2 | 1 | 3 | 0 | 0 | 1 | 0 | 0 | 0 | 0 |
| vs. Oklahoma | | 8 | 1 | 3 | .333 | 0 | 1 | .000 | 0 | 0 | .000 | 0 | 1 | 1 | 0 | 0 | 0 | 0 | 1 | 1 | 2 |
| OLE MISS | | 23 | 2 | 9 | .222 | 0 | 6 | .000 | 2 | 2 | 1.000 | 1 | 2 | 3 | 1 | 0 | 0 | 2 | 2 | 0 | 6 |
| DUKE* | | 18 | 2 | 4 | .500 | 2 | 4 | .500 | 4 | 6 | .666 | 0 | 6 | 6 | 0 | 0 | 0 | 0 | 1 | 0 | 10 |
| UTEP | | 12 | 2 | 6 | .333 | 0 | 3 | .000 | 0 | 0 | .000 | 2 | 0 | 2 | 1 | 0 | 0 | 3 | 0 | 0 | 4 |
| at Kentucky | | 13 | 0 | 1 | .000 | 0 | 1 | .000 | 0 | 0 | .000 | 0 | 1 | 1 | 1 | 0 | 1 | 1 | 0 | 0 | 0 |
| at Florida State* | | 14 | 0 | 1 | .000 | 0 | 1 | .000 | 0 | 0 | .000 | 0 | 1 | 1 | 0 | 0 | 0 | 0 | 0 | 0 | 0 |
| EASTERN KENTUCKY | | 9 | 0 | 3 | .000 | 0 | 2 | .000 | 0 | 0 | .000 | 0 | 2 | 2 | 0 | 0 | 0 | 0 | 0 | 0 | 0 |
| NORTH CAROLINA* | | 10 | 1 | 2 | .500 | 1 | 2 | .500 | 0 | 0 | .000 | 0 | 4 | 4 | 4 | 0 | 0 | 0 | 0 | 0 | 3 |
| at Virginia* | | 10 | 1 | 1 | 1.000 | 0 | 0 | .000 | 2 | 2 | 1.000 | 1 | 1 | 2 | 0 | 0 | 0 | 1 | 0 | 1 | 4 |
| CLEMSON* | | | | | | | | | | | | | | | | | | | | | |
| at Pitt* | | | | | | | | | | | | | | | | | | | | | |
| at Syracuse* | | | | | | | | | | | | | | | | | | | | | |
| VIRGINIA* | | | | | | | | | | | | | | | | | | | | | |
| at SMU* | | | | | | | | | | | | | | | | | | | | | |
| WAKE FOREST* | | | | | | | | | | | | | | | | | | | | | |
| at Georgia Tech* | | | | | | | | | | | | | | | | | | | | | |
| at Boston College* | | | | | | | | | | | | | | | | | | | | | |
| MIAMI* | | | | | | | | | | | | | | | | | | | | | |
| at NC State* | | | | | | | | | | | | | | | | | | | | | |
| at Notre Dame* | | | | | | | | | | | | | | | | | | | | | |
| FLORIDA STATE* | | | | | | | | | | | | | | | | | | | | | |
| at Virginia Tech* | | | | | | | | | | | | | | | | | | | | | |
| PITT* | | | | | | | | | | | | | | | | | | | | | |
| CAL* | | | | | | | | | | | | | | | | | | | | | |
| STANFORD* | | | | | | | | | | | | | | | | | | | | | |

GETTING TO KNOW KHANI ROOTHS

- Born November 12, 2005... Son of Charles and Lynette Rooths... Has three siblings
- Will face off against two high school teammates in Donnie Freeman (Syracuse) and Cole Ierta (Notre Dame)
- His personal goal at UoFL is to win a championship
- He enjoys playing Call of Duty, cookouts, and watching YouTube and Netflix
- Him and teammate Kobe Rodgers have the same love for #11, so he settled with #9 because it blends well with his name - K9
- If a movie was made about his life, says Will Smith should play him

- The basketball player he most admires is LeBron James
- The best moment of his athletic career was winning an AAU Championship
- Few people know this about him but he originally wanted to play football or hockey instead of basketball
- The best basketball advice anyone ever gave me was "Soak in as much knowledge from everyone"
- Would most like to meet LeBron James
- He chose to attend UoFL because "it felt like a family from Day 1"

SEASON/CAREER HIGHS

POINTS

Season 10 vs. Duke, 12/8/24
Career Same

REBOUNDS

Season 6 vs. Duke, 12/8/24
Career Same

FIELD GOALS

Season 2, 5x, last vs. UTEP, 12/11/24
Career Same

FIELD GOALS ATTEMPTED

Season 9 vs. #23/20 Ole Miss, 12/3/24
Career Same

THREE-POINT FIELD GOALS

Season 2 vs. Duke, 12/8/24
Career Same

THREE-POINT FIELD GOALS ATTEMPTED

Season 6 vs. #23/20 Ole Miss, 12/3/24
Career Same

FREE THROWS

Season 4 vs. Duke, 12/8/24
Career Same

FREE THROWS ATTEMPTED

Season 6, 2x, last vs. Duke, 12/8/24
Career Same

ASSISTS

Season 1, 3x, last vs. Winthrop, 11/22/24
Career Same

BLOCKED SHOTS

Season 1, 4x, last at Virginia, 1/4/25
Career Same

STEALS

Season 2 vs. #23/20 Ole Miss, 12/3/24
Career Same

MINUTES PLAYED

Season 23 vs. #23/20 Ole Miss, 12/3/24
Career Same

KHANI ROOTHS FILE

- Scored a career-high 10 points with a career-high six boards against No. 9 on Dec. 8
- Appeared in his first collegiate contest on Nov. 4 against Morehead State; he scored two points after just returning from a concussion the week prior
- Consensus four-star recruit
- Played most recent two seasons of prep ball at IMG Academy under head coach Sean McAloon
- Helped Ascenders to 20-9 record in senior season in addition to the No. 7 seed at the Chipotle Nationals where he went 8 for 11 from the field, scoring 19 points and adding six rebounds in the national quarterfinal
- Played for New World on the adidas 3SSB circuit in summer 2023, averaging 15.6 points and 5.5 rebounds per game
- Selected to 2024 Allen Iverson Classic in May 2024

ROOTHS CAREER STATISTICS

| | | | | Field Goals | | 3-Point | | F-Throws | | Rebounds | | | | | | | | | | Scoring | |
|---------|------|-------|----------|-------------|------|----------|------|----------|------|----------|-----|-----|-----|-------|---|----|-----|-----|-----|---------|--|
| SEASON | TEAM | GP-GS | MIN/AVG | FG-FGA | FG% | 3FG-3FGA | 3FG% | FT-FTA | FT% | OFF | DEF | TOT | AVG | PF-FO | A | TO | BLK | STL | PTS | AVG | |
| 2024-25 | LOU | 15-0 | 182/12.2 | 16-46 | .348 | 5-28 | .179 | 11-20 | .550 | 15 | 28 | 43 | 2.9 | 11-0 | 5 | 12 | 4 | 6 | 48 | 3.2 | |
| TOTAL | | 15-0 | 182/12.2 | 16-46 | .348 | 5-28 | .179 | 11-20 | .550 | 15 | 28 | 43 | 2.9 | 11-0 | 5 | 12 | 4 | 6 | 48 | 3.2 | |



#11 KOBE RODGERS

SENIOR | GUARD | 6-3 | 185 | TR
CINCINNATI, OHIO (CHARLESTON)

| Opp. | GS | Min | FG | A | Pct | 3FG | A | Pct | FT | A | Pct | O | D | T | PF | FO | A | TO | S | B | Pts |
|--------------------|-----|-----|----|---|-----|-----|---|-----|----|---|-----|---|---|---|----|----|---|----|---|---|-----|
| MOREHEAD STATE | DNP | | | | | | | | | | | | | | | | | | | | |
| TENNESSEE | DNP | | | | | | | | | | | | | | | | | | | | |
| BELLARMINE | DNP | | | | | | | | | | | | | | | | | | | | |
| WINTHROP | DNP | | | | | | | | | | | | | | | | | | | | |
| vs. Indiana | DNP | | | | | | | | | | | | | | | | | | | | |
| vs. West Virginia | DNP | | | | | | | | | | | | | | | | | | | | |
| vs. Oklahoma | DNP | | | | | | | | | | | | | | | | | | | | |
| OLE MISS | DNP | | | | | | | | | | | | | | | | | | | | |
| DUKE* | DNP | | | | | | | | | | | | | | | | | | | | |
| UTEP | DNP | | | | | | | | | | | | | | | | | | | | |
| at Kentucky | DNP | | | | | | | | | | | | | | | | | | | | |
| at Florida State* | DNP | | | | | | | | | | | | | | | | | | | | |
| EASTERN KENTUCKY | DNP | | | | | | | | | | | | | | | | | | | | |
| NORTH CAROLINA* | DNP | | | | | | | | | | | | | | | | | | | | |
| at Virginia* | DNP | | | | | | | | | | | | | | | | | | | | |
| CLEMSON* | | | | | | | | | | | | | | | | | | | | | |
| at Pitt* | | | | | | | | | | | | | | | | | | | | | |
| at Syracuse* | | | | | | | | | | | | | | | | | | | | | |
| VIRGINIA* | | | | | | | | | | | | | | | | | | | | | |
| at SMU* | | | | | | | | | | | | | | | | | | | | | |
| WAKE FOREST* | | | | | | | | | | | | | | | | | | | | | |
| at Georgia Tech* | | | | | | | | | | | | | | | | | | | | | |
| at Boston College* | | | | | | | | | | | | | | | | | | | | | |
| MIAMI* | | | | | | | | | | | | | | | | | | | | | |
| at NC State* | | | | | | | | | | | | | | | | | | | | | |
| at Notre Dame* | | | | | | | | | | | | | | | | | | | | | |
| FLORIDA STATE* | | | | | | | | | | | | | | | | | | | | | |
| at Virginia Tech* | | | | | | | | | | | | | | | | | | | | | |
| PITT* | | | | | | | | | | | | | | | | | | | | | |
| CAL* | | | | | | | | | | | | | | | | | | | | | |
| STANFORD* | | | | | | | | | | | | | | | | | | | | | |

GETTING TO KNOW KOBE RODGERS

- Born Nov. 12, 2002... Son of Dorothy and Doc Rodgers... Has one sister Jazmine... Major is Sport Administration
- His father Doc played minor league baseball in the Giants, Reds and Orioles organizations... He was also a minor league pitching coach for the Reds as well as an assistant GM
- Enjoys music and fishing
- Chose UoFL because "It was a my dream to play Power 5 basketball"

- The best thing about being a Cardinal to him is the community
- Says the person with the greatest influence on his athletic career is his mother Dorothy
- Will go up against high school teammate Grant Darbyshire this season, who plays for Kentucky
- The basketball player he admires the most is Derrick Rose
- Few people know this about him, but he is shy and loves to sing

SEASON/CAREER HIGHS

POINTS

Season

Career 24 vs. Towson, 1/18/24*

REBOUNDS

Season

Career 10, 2x, last vs. Coastal Carolina, 12/18/23*

FIELD GOALS

Season

Career 8, 6 times

FIELD GOALS ATTEMPTED

Season

Career 21 vs. Saint Leo, 1/14/23*

THREE-POINT FIELD GOALS

Season

Career 5 vs. Rollins, 1/25/23*

THREE-POINT FIELD GOALS ATTEMPTED

Season

Career 7 vs. Rollins, 1/25/23*

FREE THROWS

Season

Career 12 vs. Towson, 1/18/24*

FREE THROWS ATTEMPTED

Season

Career 14 vs. Towson, 1/18/24*

ASSISTS

Season

Career 8 vs. Hofstra, 3/2/24*

BLOCKED SHOTS

Season

Career 3 vs. Francis Marion, 11/26/22*

STEALS

Season

Career 7, 2x, last at Saint Leo, 2/11/23*

MINUTES PLAYED

Season

Career 37 vs. Virginia Union, 12/19/21*


*denotes career high from a previous school

KOBE RODGERS FILE

- Intends to redshirt the 2024-25 season to rehabilitate a leg injury sustained in the opening round of the 2024 NCAA Tournament
- Played junior season at College of Charleston under head coach Pat Kelsey
- Averaged 9.7 points and 4.6 rebounds in 21.7 minutes in his junior season with the Cougars
- Appeared in 31 contests, starting in 18 of those
- Shot 50% from the floor and 45% beyond the arc during 2023-24
- Played freshman and sophomore seasons at Nova Southeastern, a private DII school in Florida
- Started every game in his sophomore season, leading the team to a DII national title and perfect 36-0 undefeated season

RODGERS CAREER STATISTICS

| | | | | Field Goals | | 3-Point | | F-Throws | | Rebounds | | | | | | | | | Scoring | |
|---------------|------|-------|-----------|-------------|------|----------|------|----------|------|----------|-----|-----|-----|-------|-----|-----|-----|-----|---------|------|
| SEASON | TEAM | GP-GS | MIN/AVG | FG-FGA | FG% | 3FG-3FGA | 3FG% | FT-FTA | FT% | OFF | DEF | TOT | AVG | PF-FO | A | TO | BLK | STL | PTS | AVG |
| 2021-22 | Nova | 20-19 | 523/26.1 | 67-158 | .424 | 21-68 | .309 | 11-16 | .688 | 29 | 39 | 68 | 3.4 | 60-3 | 52 | 20 | 7 | 57 | 166 | 8.3 |
| 2022-23 | Nova | 30-30 | 716/23.9 | 147-317 | .464 | 27-83 | .325 | 75-92 | .815 | 39 | 103 | 142 | 4.7 | 77-1 | 70 | 33 | 11 | 74 | 396 | 13.2 |
| 2023-24 | CC | 31-18 | 672/21.7 | 106-212 | .500 | 18-40 | .450 | 71-89 | .798 | 48 | 96 | 144 | 4.6 | 74-0 | 68 | 48 | 7 | 39 | 301 | 9.7 |
| TOTAL FOR LOU | | 0-0 | 0/0.0 | 0-0 | .000 | 0-0 | .000 | 0-0 | .000 | 0 | 0 | 0 | 0.0 | 0-0 | 0 | 0 | 0 | 0 | 0 | 0.0 |
| TOTAL | | 81-67 | 1911/23.6 | 320-687 | .466 | 66-191 | .346 | 157-197 | .797 | 116 | 238 | 354 | 4.4 | 211-4 | 190 | 101 | 25 | 170 | 863 | 10.7 |



#12 PATRICK ANTONELLI

5TH YEAR | GUARD | 5-11 | 170 | TR
MOUNT PLEASANT, S.C. (EMORY & HENRY)

| Opp. | GS | Min | FG | A | Pct | 3FG | A | Pct | FT | A | Pct | O | D | T | PF | FO | A | TO | S | B | Pts |
|--------------------|----|-----|----|---|------|-----|---|------|----|---|------|---|---|---|----|----|---|----|---|---|-----|
| MOREHEAD STATE | | 2 | 0 | 2 | .000 | 0 | 0 | .000 | 0 | 0 | .000 | 0 | 0 | 0 | 0 | 0 | 0 | 0 | 0 | 0 | 0 |
| TENNESSEE | | DNP | | | | | | | | | | | | | | | | | | | |
| BELLARMINE | | 1 | 0 | 0 | .000 | 0 | 0 | .000 | 0 | 0 | .000 | 0 | 0 | 0 | 0 | 0 | 0 | 1 | 0 | 0 | 0 |
| WINTHROP | | DNP | | | | | | | | | | | | | | | | | | | |
| vs. Indiana | | 2 | 0 | 0 | .000 | 0 | 0 | .000 | 3 | 4 | .750 | 0 | 0 | 0 | 0 | 0 | 0 | 2 | 1 | 0 | 3 |
| vs. West Virginia | | DNP | | | | | | | | | | | | | | | | | | | |
| vs. Oklahoma | | DNP | | | | | | | | | | | | | | | | | | | |
| OLE MISS | | DNP | | | | | | | | | | | | | | | | | | | |
| DUKE* | | DNP | | | | | | | | | | | | | | | | | | | |
| UTEP | | DNP | | | | | | | | | | | | | | | | | | | |
| at Kentucky | | DNP | | | | | | | | | | | | | | | | | | | |
| at Florida State* | | DNP | | | | | | | | | | | | | | | | | | | |
| EASTERN KENTUCKY | | DNP | | | | | | | | | | | | | | | | | | | |
| NORTH CAROLINA* | | DNP | | | | | | | | | | | | | | | | | | | |
| at Virginia* | | 1 | 0 | 0 | .000 | 0 | 0 | .000 | 0 | 0 | .000 | 0 | 0 | 0 | 0 | 0 | 0 | 0 | 0 | 0 | 0 |
| CLEMSON* | | | | | | | | | | | | | | | | | | | | | |
| at Pitt* | | | | | | | | | | | | | | | | | | | | | |
| at Syracuse* | | | | | | | | | | | | | | | | | | | | | |
| VIRGINIA* | | | | | | | | | | | | | | | | | | | | | |
| at SMU* | | | | | | | | | | | | | | | | | | | | | |
| WAKE FOREST* | | | | | | | | | | | | | | | | | | | | | |
| at Georgia Tech* | | | | | | | | | | | | | | | | | | | | | |
| at Boston College* | | | | | | | | | | | | | | | | | | | | | |
| MIAMI* | | | | | | | | | | | | | | | | | | | | | |
| at NC State* | | | | | | | | | | | | | | | | | | | | | |
| at Notre Dame* | | | | | | | | | | | | | | | | | | | | | |
| FLORIDA STATE* | | | | | | | | | | | | | | | | | | | | | |
| at Virginia Tech* | | | | | | | | | | | | | | | | | | | | | |
| PITT* | | | | | | | | | | | | | | | | | | | | | |
| CAL* | | | | | | | | | | | | | | | | | | | | | |
| STANFORD* | | | | | | | | | | | | | | | | | | | | | |

GETTING TO KNOW PATRICK ANTONELLI

- Born on December 14, 2001... Son of Frank and Debbie Antonelli... Has two siblings: Joey and Frankie... Majoring in Sport Administration Master's
 - Lettered in two years of golf and two years of basketball at Bishop England High School out of Mount Pleasant, S.C.
 - His father Frank played baseball at Columbia and his mother Debbie played basketball at NC State
- He chose his number because it's the number his mom wore in college
 - Says the best thing about being a Cardinal is being a part of one of the most historic basketball programs
 - The biggest influence on his athletic career is his mother
 - The basketball player he admires the most is Donovan Mitchell

SEASON/CAREER HIGHS

| | |
|--|--|
| POINTS | |
| Season | 3 vs. #14/15 Indiana, 11/27/24 |
| Career | 21 at Ferrum, 02/19/21* |
| REBOUNDS | |
| Season | |
| Career | 11 vs. Mars Hill, 11/29/21* |
| FIELD GOALS | |
| Season | |
| Career | 7 at Ferrum, 2/19/21* |
| FIELD GOALS ATTEMPTED | |
| Season | 2 vs. Morehead State, 11/4/24 |
| Career | 12 vs. Anderson (SC), 2/4/23* |
| THREE-POINT FIELD GOALS | |
| Season | |
| Career | 4 at Ferrum, 2/19/21* |
| THREE-POINT FIELD GOALS ATTEMPTED | |
| Season | |
| Career | 6 at Ferrum, 2/19/21* |
| FREE THROWS | |
| Season | 3 vs. #14/15 Indiana, 11/27/24 |
| Career | 7 vs. Bluefield State, 2/19/22* |
| FREE THROWS ATTEMPTED | |
| Season | 4 vs. #14/15 Indiana, 11/27/24 |
| Career | 8, 4 times |
| ASSISTS | |
| Season | |
| Career | 12 vs. Bluefield State, 2/19/22* |
| BLOCKED SHOTS | |
| Season | |
| Career | 4 vs. Carson-Newman, 12/17/22* |
| STEALS | |
| Season | 1 vs. #14/15 Indiana, 11/27/24 |
| Career | 5 vs. Apprentice, 11/20/22* |
| MINUTES PLAYED | |
| Season | 2, 2x, last vs. #14/15 Indiana, 11/27/24 |
| Career | 38 at Washington Adventist, 12/19/22* |

*denotes career high from previous school

PATRICK ANTONELLI FILE

- Scored his first points at Louisville against Indiana in the Battle 4 Atlantis on Nov. 27
- Spent four years at the Division II level at Emory & Henry
- Played in 63 games, starting in 56 of those, over the course of his career with the Wasps
- Was limited to just four contests in 2023-24 due to injury
- Shot 44.6% from the floor with a 33.1% clip from beyond the arc over his four-year span, averaging 6.5 points
- Added an average of 4.7 assists per game, hitting as much as a 4.9 per game average in 2021-22

ANTONELLI CAREER STATISTICS

| | | | | Field Goals | | 3-Point | | F-Throws | | Rebounds | | | | | | | | | Scoring | |
|---------------|------|-------|-----------|-------------|------|----------|------|----------|-------|----------|-----|-----|-----|-------|-----|-----|-----|-----|---------|-----|
| SEASON | TEAM | GP-GS | MIN/AVG | FG-FGA | FG% | 3FG-3FGA | 3FG% | FT-FTA | FT% | OFF | DEF | TOT | AVG | PF-FO | A | TO | BLK | STL | PTS | AVG |
| 2020-21 | EHC | 10-9 | 270/27.0 | 21-52 | .404 | 9-24 | .375 | 16-26 | .615 | 11 | 37 | 48 | 4.8 | 28-0 | 48 | 20 | 3 | 14 | 67 | 6.7 |
| 2021-22 | EHC | 25-21 | 693/27.7 | 61-128 | .477 | 19-59 | .322 | 26-38 | .684 | 27 | 77 | 104 | 4.2 | 52-1 | 122 | 53 | 6 | 43 | 167 | 6.7 |
| 2022-23 | EHC | 24-22 | 708/29.5 | 49-108 | .454 | 15-43 | .349 | 50-62 | .806 | 28 | 86 | 114 | 4.8 | 59-1 | 109 | 41 | 10 | 42 | 163 | 6.8 |
| 2023-24 | EHC | 4-4 | 94/23.4 | 4-15 | .267 | 1-7 | .143 | 5-5 | 1.000 | 5 | 7 | 12 | 3.0 | 8-0 | 16 | 13 | 0 | 7 | 14 | 3.5 |
| 2024-25 | LOU | 4-0 | 6/1.4 | 0-2 | .000 | 0-0 | .000 | 3-4 | .750 | 0 | 0 | 0 | 0.0 | 0-0 | 0 | 3 | 0 | 1 | 3 | 0.8 |
| TOTAL FOR LOU | | 4-0 | 6/1.4 | 0-2 | .000 | 0-0 | .000 | 3-4 | .750 | 0 | 0 | 0 | 0.0 | 0-0 | 0 | 3 | 0 | 1 | 3 | 0.8 |
| TOTAL | | 67-56 | 1771/26.4 | 135-305 | .443 | 44-133 | .331 | 100-135 | .741 | 71 | 207 | 278 | 4.1 | 147-2 | 295 | 130 | 19 | 107 | 414 | 6.2 |



#13 FRANK ANSELEM-IBE

5TH YEAR | CENTER | 6-10 | 220 | TR
LAGOS, NIGERIA (GEORGIA)

| Opp. | GS | Min | FG | A | Pct | 3FG | A | Pct | FT | A | Pct | O | D | T | PF | FO | A | TO | S | B | Pts |
|--------------------|----|-----|----|---|------|-----|---|------|----|---|------|---|---|---|----|----|---|----|---|---|-----|
| MOREHEAD STATE | | 6 | 1 | 3 | .333 | 0 | 1 | .000 | 0 | 0 | .000 | 2 | 1 | 3 | 0 | 0 | 0 | 0 | 0 | 0 | 2 |
| TENNESSEE | | DNP | | | | | | | | | | | | | | | | | | | |
| BELLARMINE | | 7 | 0 | 0 | .000 | 0 | 0 | .000 | 0 | 0 | .000 | 0 | 1 | 1 | 2 | 0 | 0 | 1 | 0 | 0 | 0 |
| WINTHROP | | 1 | 0 | 0 | .000 | 0 | 0 | .000 | 0 | 0 | .000 | 0 | 0 | 0 | 0 | 0 | 0 | 0 | 0 | 0 | 0 |
| vs. Indiana | | 6 | 0 | 2 | .000 | 0 | 0 | .000 | 0 | 0 | .000 | 2 | 0 | 2 | 1 | 0 | 0 | 0 | 0 | 0 | 0 |
| vs. West Virginia | | DNP | | | | | | | | | | | | | | | | | | | |
| vs. Oklahoma | | DNP | | | | | | | | | | | | | | | | | | | |
| OLE MISS | | 2 | 0 | 0 | .000 | 0 | 0 | .000 | 0 | 0 | .000 | 0 | 0 | 0 | 0 | 0 | 0 | 0 | 0 | 0 | 0 |
| DUKE* | | DNP | | | | | | | | | | | | | | | | | | | |
| UTEP | | 5 | 0 | 0 | .000 | 0 | 0 | .000 | 0 | 0 | .000 | 0 | 0 | 0 | 0 | 0 | 1 | 0 | 0 | 0 | 0 |
| at Kentucky | | DNP | | | | | | | | | | | | | | | | | | | |
| at Florida State* | | 4 | 0 | 0 | .000 | 0 | 0 | .000 | 1 | 2 | .500 | 0 | 0 | 0 | 2 | 0 | 0 | 0 | 0 | 1 | 0 |
| EASTERN KENTUCKY | | 4 | 0 | 0 | .000 | 0 | 0 | .000 | 0 | 0 | .000 | 2 | 1 | 3 | 1 | 0 | 0 | 0 | 0 | 1 | 0 |
| NORTH CAROLINA* | | 3 | 0 | 0 | .000 | 0 | 0 | .000 | 0 | 0 | .000 | 0 | 1 | 1 | 1 | 0 | 0 | 0 | 0 | 0 | 0 |
| at Virginia* | | 2 | 0 | 0 | .000 | 0 | 0 | .000 | 0 | 0 | .000 | 0 | 0 | 0 | 0 | 0 | 0 | 0 | 0 | 0 | 0 |
| CLEMSON* | | | | | | | | | | | | | | | | | | | | | |
| at Pitt* | | | | | | | | | | | | | | | | | | | | | |
| at Syracuse* | | | | | | | | | | | | | | | | | | | | | |
| VIRGINIA* | | | | | | | | | | | | | | | | | | | | | |
| at SMU* | | | | | | | | | | | | | | | | | | | | | |
| WAKE FOREST* | | | | | | | | | | | | | | | | | | | | | |
| at Georgia Tech* | | | | | | | | | | | | | | | | | | | | | |
| at Boston College* | | | | | | | | | | | | | | | | | | | | | |
| MIAMI* | | | | | | | | | | | | | | | | | | | | | |
| at NC State* | | | | | | | | | | | | | | | | | | | | | |
| at Notre Dame* | | | | | | | | | | | | | | | | | | | | | |
| FLORIDA STATE* | | | | | | | | | | | | | | | | | | | | | |
| at Virginia Tech* | | | | | | | | | | | | | | | | | | | | | |
| PITT* | | | | | | | | | | | | | | | | | | | | | |
| CAL* | | | | | | | | | | | | | | | | | | | | | |
| STANFORD* | | | | | | | | | | | | | | | | | | | | | |

GETTING TO KNOW FRANK ANSELEM-IBE

- Born July 4, 2000... Son of Emena & Helen... Has three siblings... Majoring in Sport Administration
- Will face off against a former high school teammate who plays for SMU
- He chose 13 because Paul George is one of his favorite players of all time and he wears #13
- Says the best thing about being a Cardinal is "Representing a historic program"

- Person with the greatest influence on his athletic career is Hakeem Olajuwon; he's also the basketball player he most admires
- He enjoys watching TV shows and movies, playing video games and listening to music
- The best moment of his athletic career was receiving his first college offer

SEASON/CAREER HIGHS

POINTS

Season 2 vs. Morehead State, 11/4/24
Career 12 vs. South Carolina, 1/28/23*

REBOUNDS

Season 3, 2x, last vs. ECU, 12/28/24
Career 15, 2x, last vs. Florida State, 3/9/22*

FIELD GOALS

Season 1 vs. Morehead State, 11/4/24
Career 6 vs. South Carolina, 1/28/23*

FIELD GOALS ATTEMPTED

Season 3 vs. Morehead State, 11/4/24
Career 6 vs. South Carolina, 1/28/23*

THREE-POINT FIELD GOALS

Season

Career

THREE-POINT FIELD GOALS ATTEMPTED

Season 1 vs. Morehead State, 11/4/24
Career Same

FREE THROWS

Season 1 at Florida State, 12/21/24
Career 6 vs. Bucknell, 11/18/22*

FREE THROWS ATTEMPTED

Season 2 at Florida State, 12/21/24
Career 6, 2x, last at Arkansas, 2/21/23*

ASSISTS

Season 1 vs. UTEP, 12/11/24
Career 4 vs. Florida State, 3/9/22*

BLOCKED SHOTS

Season 1, 2x, last vs. ECU, 12/28/24
Career 3, 2x, last vs. Chattanooga, 12/21/22*

STEALS

Season

Career 2, 4 times

MINUTES PLAYED

Season 7 vs. Bellarmine, 11/19/24
Career 36 at Virginia Tech, 2/12/22*

*denotes career high from a previous school

FRANK ANSELEM-IBE FILE

- Transferred from Georgia after two years with the Bulldogs and was previously in the ACC at Syracuse
- Played in 29 games, averaging 9.1 minutes per outing, 2.6 points and 2.1 rebounds in his senior season with the Bulldogs
- As a junior, appeared in 31 contests, averaged 14.6 minutes, 3.3 boards and 2.9 points
- Over two years at Georgia, netted 59 of 110 attempts from the field, good for 53.6% FG
- Appeared in 36 games total for the Orange

ANSELEM-IBE CAREER STATISTICS

| | | | | Field Goals | | 3-Point | | F-Throws | | Rebounds | | | | | | | | | | Scoring | |
|---------------|------|--------|-----------|-------------|-------|----------|------|----------|------|----------|-----|-----|-----|-------|----|----|-----|-----|-----|---------|--|
| SEASON | TEAM | GP-GS | MIN/AVG | FG-FGA | FG% | 3FG-3FGA | 3FG% | FT-FTA | FT% | OFF | DEF | TOT | AVG | PF-FO | A | TO | BLK | STL | PTS | AVG | |
| 2020-21 | SU | 4-0 | 25/6.2 | 1-1 | 1.000 | 0-0 | .000 | 4-5 | .800 | 2 | 3 | 5 | 1.3 | 4-0 | 0 | 3 | 1 | 1 | 6 | 1.5 | |
| 2021-22 | SU | 32-6 | 452/14.1 | 30-48 | .625 | 0-0 | .000 | 24-40 | .600 | 52 | 71 | 123 | 3.8 | 65-1 | 13 | 17 | 17 | 8 | 84 | 2.6 | |
| 2022-23 | UG | 31-6 | 453/14.6 | 32-67 | .478 | 0-0 | .000 | 26-40 | .650 | 39 | 62 | 101 | 3.3 | 58-0 | 8 | 23 | 21 | 11 | 90 | 2.9 | |
| 2023-24 | UG | 29-3 | 265/9.1 | 27-43 | .628 | 0-0 | .000 | 20-32 | .625 | 27 | 34 | 61 | 2.1 | 43-0 | 9 | 8 | 20 | 2 | 74 | 2.6 | |
| 2024-25 | LOU | 10-0 | 39/3.9 | 1-5 | .200 | 0-1 | .000 | 1-2 | .500 | 6 | 4 | 10 | 1.0 | 7-0 | 1 | 1 | 2 | 0 | 3 | 0.3 | |
| TOTAL FOR LOU | | 10-0 | 39/3.9 | 1-5 | .200 | 0-1 | .000 | 1-2 | .500 | 6 | 4 | 10 | 1.0 | 7-0 | 1 | 1 | 2 | 0 | 3 | 0.3 | |
| TOTAL | | 106-15 | 1235/11.7 | 91-164 | .555 | 0-1 | .000 | 75-119 | .630 | 126 | 174 | 300 | 2.8 | 177-1 | 31 | 52 | 61 | 22 | 257 | 2.4 | |



#15 ALY KHALIFA

SENIOR | CENTER | 6-11 | 275 | TR
ALEXANDRIA, EGYPT (BYU)

| Opp. | GS | Min | FG | A | Pct | 3FG | A | Pct | FT | A | Pct | O | D | T | PF | FO | A | TO | S | B | Pts |
|--------------------|-----|-----|----|---|-----|-----|---|-----|----|---|-----|---|---|---|----|----|---|----|---|---|-----|
| MOREHEAD STATE | DNP | | | | | | | | | | | | | | | | | | | | |
| TENNESSEE | DNP | | | | | | | | | | | | | | | | | | | | |
| BELLARMINE | DNP | | | | | | | | | | | | | | | | | | | | |
| WINTHROP | DNP | | | | | | | | | | | | | | | | | | | | |
| vs. Indiana | DNP | | | | | | | | | | | | | | | | | | | | |
| vs. West Virginia | DNP | | | | | | | | | | | | | | | | | | | | |
| vs. Oklahoma | DNP | | | | | | | | | | | | | | | | | | | | |
| OLE MISS | DNP | | | | | | | | | | | | | | | | | | | | |
| DUKE* | DNP | | | | | | | | | | | | | | | | | | | | |
| UTEP | DNP | | | | | | | | | | | | | | | | | | | | |
| at Kentucky | DNP | | | | | | | | | | | | | | | | | | | | |
| at Florida State* | DNP | | | | | | | | | | | | | | | | | | | | |
| EASTERN KENTUCKY | DNP | | | | | | | | | | | | | | | | | | | | |
| NORTH CAROLINA* | DNP | | | | | | | | | | | | | | | | | | | | |
| at Virginia* | DNP | | | | | | | | | | | | | | | | | | | | |
| CLEMSON* | | | | | | | | | | | | | | | | | | | | | |
| at Pitt* | | | | | | | | | | | | | | | | | | | | | |
| at Syracuse* | | | | | | | | | | | | | | | | | | | | | |
| VIRGINIA* | | | | | | | | | | | | | | | | | | | | | |
| at SMU* | | | | | | | | | | | | | | | | | | | | | |
| WAKE FOREST* | | | | | | | | | | | | | | | | | | | | | |
| at Georgia Tech* | | | | | | | | | | | | | | | | | | | | | |
| at Boston College* | | | | | | | | | | | | | | | | | | | | | |
| MIAMI* | | | | | | | | | | | | | | | | | | | | | |
| at NC State* | | | | | | | | | | | | | | | | | | | | | |
| at Notre Dame* | | | | | | | | | | | | | | | | | | | | | |
| FLORIDA STATE* | | | | | | | | | | | | | | | | | | | | | |
| at Virginia Tech* | | | | | | | | | | | | | | | | | | | | | |
| PITT* | | | | | | | | | | | | | | | | | | | | | |
| CAL* | | | | | | | | | | | | | | | | | | | | | |
| STANFORD* | | | | | | | | | | | | | | | | | | | | | |

GETTING TO KNOW ALY KHALIFA

- Full name is Aly Abdelrahman Aly Mohamed Khalifa... Son of Samia Mohamed and Abdelrahman Khalifa... Born November 22, 2001... Has one sibling: Nesma who played basketball at Cincinnati
- Graduated from the NBA Global Academy in 2020
- Graduated from BYU with a bachelor's degree in history
- Working to attain his master's of sport administration from UoFl
- Outside of basketball, he enjoys playing PlayStation

- with his friends and hanging out with them and his girlfriend
- The Cardinals will face former teammates of Khalifa's in Tyrese Proctor (Duke), Jaxson Robinson (Kentucky), Igor Milicic (Tennessee) and potentially Jun Seok Yeo (Gonzaga)
- His personal goal at UoFl is to win a national championship
- He chose the number 15 because his sister wore it all her life

SEASON/CAREER HIGHS

POINTS

Season
Career 27 at UTSA, 3/2/23*

REBOUNDS

Season
Career 16 at Davidson, 11/29/22*

FIELD GOALS

Season
Career 10 at Western Kentucky, 1/21/23*

FIELD GOALS ATTEMPTED

Season
Career 21 vs. Western Kentucky, 2/16/23*

THREE-POINT FIELD GOALS

Season
Career 6 vs. Western Kentucky, 2/16/23*

THREE-POINT FIELD GOALS ATTEMPTED

Season
Career 14 vs. Western Kentucky, 02/16/23*

FREE THROWS

Season
Career 7 vs. Monmouth, 11/9/21*

FREE THROWS ATTEMPTED

Season
Career 8 vs. Monmouth, 11/9/21*

ASSISTS

Season
Career 10 vs. Marshall, 2/5/22*

BLOCKED SHOTS

Season
Career 4 vs. Drexel, 11/23/21*

STEALS

Season
Career 2, 8 times

MINUTES PLAYED

Season
Career 37, vs. UAB, 3/4/23*

*denotes career high from a previous school

ALY KHALIFA FILE

- Intends to redshirt the 2024-25 season to rehabilitate a knee injury
- Played one season at BYU (2023-24) and two at Charlotte (2021-22, 2022-23)
- Started in 26 of 29 games for the Cougars in his junior season, averaging 5.7 points, 4.0 assists and 3.7 rebounds
- Shot 31.5% from downtown with 29 makes in 2023-24
- Logged 115 assists against just 32 turnovers, ranking first in the Big 12 and sixth in the nation (top amongst centers) in assist-to-turnover ratio and setting a new BYU single-season record for assist to turnover ratio - 3.6 to 1
- As a sophomore at Charlotte, started all 34 games for the 49ers, averaging 11.1 points, 6.3 rebounds and 2.7 assists

KHALIFA CAREER STATISTICS

| | | | | Field Goals | | 3-Point | | F-Throws | | Rebounds | | | | | | | | | | Scoring | |
|---------------|------|-------|-----------|-------------|------|----------|------|----------|------|----------|-----|-----|-----|-------|-----|-----|-----|-----|-----|---------|--|
| SEASON | TEAM | GP-GS | MIN/AVG | FG-FGA | FG% | 3FG-3FGA | 3FG% | FT-FTA | FT% | OFF | DEF | TOT | AVG | PF-FO | A | TO | BLK | STL | PTS | AVG | |
| 2021-22 | CLT | 31-30 | 750/24.2 | 90-191 | .471 | 20-57 | .351 | 37-51 | .725 | 45 | 84 | 129 | 4.2 | 92-4 | 107 | 55 | 24 | 17 | 237 | 7.6 | |
| 2022-23 | CLT | 34-34 | 972/28.6 | 159-311 | .511 | 48-126 | .381 | 32-43 | .744 | 58 | 156 | 214 | 6.3 | 69-0 | 93 | 55 | 22 | 22 | 398 | 11.7 | |
| 2023-24 | BYU | 29-26 | 564/19.5 | 59-153 | .386 | 29-92 | .315 | 18-29 | .621 | 32 | 75 | 107 | 3.7 | 46-0 | 115 | 32 | 18 | 8 | 165 | 5.7 | |
| TOTAL FOR LOU | | 0-0 | 0/0.0 | 0-0 | .000 | 0-0 | .000 | 0-0 | .000 | 0 | 0 | 0 | 0.0 | 0-0 | 0 | 0 | 0 | 0 | 0 | 0.0 | |
| TOTAL | | 94-90 | 2286/24.3 | 308-655 | .470 | 97-275 | .353 | 87-123 | .707 | 135 | 315 | 450 | 4.8 | 207-4 | 315 | 142 | 64 | 47 | 800 | 8.5 | |



#24 CHUCKY HEPBURN

SENIOR | GUARD | 6-2 | 190 | TR
OMAHA, NEB. (WISCONSIN)

| Opp. | GS | Min | FG | A | Pct | 3FG | A | Pct | FT | A | Pct | O | D | T | PF | FO | A | TO | S | B | Pts |
|--------------------|----|-----|----|----|------|-----|----|------|----|----|-------|---|---|---|----|----|----|----|---|---|-----|
| MOREHEAD STATE | * | 21 | 1 | 3 | .333 | 1 | 2 | .500 | 5 | 5 | 1.000 | 0 | 1 | 1 | 1 | 0 | 4 | 1 | 0 | 0 | 8 |
| TENNESSEE | * | 27 | 2 | 7 | .286 | 1 | 4 | .250 | 3 | 3 | 1.000 | 3 | 1 | 4 | 2 | 0 | 4 | 4 | 6 | 0 | 8 |
| BELLARMINE | * | 26 | 6 | 11 | .545 | 1 | 6 | .167 | 3 | 3 | 1.000 | 1 | 1 | 2 | 2 | 0 | 5 | 2 | 4 | 0 | 16 |
| WINTHROP | * | 33 | 4 | 8 | .500 | 1 | 3 | .333 | 1 | 2 | .500 | 0 | 4 | 4 | 2 | 0 | 3 | 4 | 2 | 0 | 10 |
| vs. Indiana | * | 29 | 7 | 10 | .700 | 2 | 4 | .500 | 0 | 0 | .000 | 0 | 1 | 1 | 1 | 0 | 10 | 4 | 7 | 0 | 16 |
| vs. West Virginia | * | 38 | 8 | 12 | .666 | 2 | 5 | .400 | 14 | 17 | .824 | 0 | 3 | 3 | 3 | 0 | 2 | 2 | 6 | 0 | 32 |
| vs. Oklahoma | * | 36 | 5 | 10 | .500 | 2 | 5 | .400 | 0 | 1 | .000 | 3 | 5 | 8 | 4 | 0 | 4 | 3 | 3 | 0 | 12 |
| OLE MISS | * | 36 | 5 | 10 | .500 | 2 | 6 | .333 | 7 | 9 | .777 | 0 | 2 | 2 | 3 | 0 | 4 | 4 | 0 | 0 | 19 |
| DUKE* | * | 37 | 2 | 11 | .181 | 2 | 7 | .286 | 2 | 2 | 1.000 | 0 | 3 | 3 | 3 | 0 | 5 | 4 | 1 | 0 | 8 |
| UTEP | * | 35 | 2 | 7 | .286 | 1 | 4 | .250 | 7 | 8 | .875 | 1 | 4 | 5 | 2 | 0 | 7 | 2 | 3 | 0 | 12 |
| at Kentucky | * | 39 | 9 | 18 | .500 | 4 | 11 | .363 | 4 | 6 | .666 | 1 | 4 | 5 | 5 | 1 | 5 | 3 | 1 | 0 | 26 |
| at Florida State* | * | 36 | 5 | 12 | .417 | 3 | 6 | .500 | 3 | 3 | 1.000 | 0 | 2 | 2 | 4 | 0 | 8 | 3 | 2 | 0 | 16 |
| EASTERN KENTUCKY | * | 34 | 4 | 10 | .400 | 2 | 7 | .286 | 4 | 5 | .800 | 2 | 4 | 6 | 3 | 0 | 7 | 6 | 1 | 0 | 14 |
| NORTH CAROLINA* | * | 34 | 5 | 8 | .625 | 0 | 2 | .000 | 16 | 20 | .800 | 0 | 2 | 2 | 4 | 0 | 7 | 2 | 0 | 0 | 26 |
| at Virginia* | * | 32 | 3 | 10 | .333 | 0 | 3 | .000 | 4 | 4 | 1.000 | 0 | 1 | 1 | 2 | 0 | 7 | 1 | 2 | 0 | 10 |
| CLEMSON* | | | | | | | | | | | | | | | | | | | | | |
| at Pitt* | | | | | | | | | | | | | | | | | | | | | |
| at Syracuse* | | | | | | | | | | | | | | | | | | | | | |
| VIRGINIA* | | | | | | | | | | | | | | | | | | | | | |
| at SMU* | | | | | | | | | | | | | | | | | | | | | |
| WAKE FOREST* | | | | | | | | | | | | | | | | | | | | | |
| at Georgia Tech* | | | | | | | | | | | | | | | | | | | | | |
| at Boston College* | | | | | | | | | | | | | | | | | | | | | |
| MIAMI* | | | | | | | | | | | | | | | | | | | | | |
| at NC State* | | | | | | | | | | | | | | | | | | | | | |
| at Notre Dame* | | | | | | | | | | | | | | | | | | | | | |
| FLORIDA STATE* | | | | | | | | | | | | | | | | | | | | | |
| at Virginia Tech* | | | | | | | | | | | | | | | | | | | | | |
| PITT* | | | | | | | | | | | | | | | | | | | | | |
| CAL* | | | | | | | | | | | | | | | | | | | | | |
| STANFORD* | | | | | | | | | | | | | | | | | | | | | |

SEASON/CAREER HIGHS

POINTS

Season 32 vs. West Virginia, 11/28/24
Career Same

REBOUNDS

Season 8 vs. Oklahoma, 11/29/24
Career 9 at Iowa, 2/17/24*

FIELD GOALS

Season 9 at #5 Kentucky, 12/14/24
Career 9, 3x, last at #5 Kentucky, 12/14/24

FIELD GOALS ATTEMPTED

Season 18 at #5 Kentucky, 12/14/24
Career 21 at Nebraska, 2/11/23*

THREE-POINT FIELD GOALS

Season 4 at #5 Kentucky, 12/14/24
Career 6 vs. Wake Forest, 11/29/22*

THREE-POINT FIELD GOALS ATTEMPTED

Season 11 at #5 Kentucky, 12/14/24
Career 12, 2x, last at Nebraska, 2/11/23*

FREE THROWS

Season 16 vs. North Carolina, 1/1/25
Career Same

FREE THROWS ATTEMPTED

Season 20 vs. North Carolina, 1/1/25
Career Same

ASSISTS

Season 10 vs. #14/15 Indiana, 11/27/24
Career Same

BLOCKED SHOTS

Season
Career 2 vs. Indiana, 12/8/21*

STEALS

Season 7 vs. #14/15 Indiana, 11/27/24
Career Same

MINUTES PLAYED

Season 39 at #5 Kentucky, 12/14/24
Career 42, 2x, last vs. Purdue, 3/16/24*

*denotes career high from a previous school

CHUCKY HEPBURN FILE

- Tied the school record in made free throws with 16 against North Carolina on New Year's Day
- Scored a career-high 32 points against West Virginia in the Battle 4 Atlantis semifinals on Nov. 28
- Logged his first career double-double against Indiana on Nov. 27 with 16 points, a career-high 10 assists and a career-high seven steals
- Spent three seasons with the Wisconsin Badgers where he started every game of his career, totalling 1,103 points, 313 assists and 162 steals
- As a junior, averaged 9.2 points, 3.9 assists, 3.3 rebounds and 2.1 steals per game as the Badgers advanced to the Big Ten Conference title game and the NCAA Tournament
- Named Big Ten All-Defensive Team & Big Ten All-Tournament Team
- Averaged 17.3 points, 5.7 assists and 2.0 steals across Wisconsin's run to the Big Ten Championship game

GETTING TO KNOW CHUCKY HEPBURN

- Born February 9, 2003... Son of Greg and Meliza Hepburn... Has one brother, Trey
- His brother Trey plays basketball at the University of Nebraska Kearney
- Will face off against Hunter Sallis, one of his former high school teammates, when Louisville plays Wake Forest
- He enjoys chilling with his teammates
- He chose UofL because "I want to, along with my team, bring life back into this program"
- His personal goal at UofL is to "become the best leader, teammate and player I have ever been"
- Says the best thing about being a Cardinal is: "The culture that we have rebuilt is special"
- The person with the greatest influence on his athletic career is Vincent Burns

HEPBURN CAREER STATISTICS

| | | | | Field Goals | | 3-Point | | F-Throws | | Rebounds | | | | | | | | | Scoring | |
|---------------|------|---------|-----------|-------------|------|----------|------|----------|------|----------|-----|-----|-----|-------|-----|-----|-----|-----|---------|------|
| SEASON | TEAM | GP-GS | MIN/AVG | FG-FGA | FG% | 3FG-3FGA | 3FG% | FT-FTA | FT% | OFF | DEF | TOT | AVG | PF-FO | A | TO | BLK | STL | PTS | AVG |
| 2021-22 | Wisc | 33-33 | 1022/31.0 | 92-237 | .388 | 39-112 | .348 | 39-56 | .696 | 7 | 63 | 70 | 2.1 | 70-0 | 77 | 39 | 5 | 36 | 262 | 7.9 |
| 2022-23 | Wisc | 35-35 | 1124/32.1 | 152-403 | .377 | 68-168 | .405 | 56-78 | .718 | 16 | 83 | 99 | 2.8 | 75-0 | 99 | 52 | 2 | 52 | 428 | 12.2 |
| 2023-24 | Wisc | 35-35 | 1164/33.2 | 115-268 | .429 | 37-115 | .322 | 56-76 | .737 | 22 | 95 | 117 | 3.3 | 70-0 | 137 | 43 | 3 | 73 | 323 | 9.2 |
| 2024-25 | LOU | 15-15 | 495/33.0 | 68-147 | .463 | 24-75 | .320 | 73-88 | .830 | 11 | 38 | 49 | 3.3 | 41-1 | 82 | 44 | 0 | 38 | 233 | 15.5 |
| TOTAL FOR LOU | | 15-15 | 495/33.0 | 68-147 | .463 | 24-75 | .320 | 73-88 | .830 | 11 | 38 | 49 | 3.3 | 41-1 | 82 | 44 | 0 | 38 | 233 | 15.5 |
| TOTAL | | 118-118 | 3804/32.2 | 427-1055 | .405 | 168-470 | .357 | 224-298 | .752 | 56 | 279 | 335 | 2.8 | 256-1 | 395 | 178 | 10 | 199 | 1246 | 10.6 |



#25 ABOUBACAR "KADER" TRAORE

SENIOR | FORWARD | 6-5 | 205 | TR
ABIDJAN, CÔTE D'IVOIRE (LONG BEACH STATE)

| Opp. | GS | Min | FG | A | Pct | 3FG | A | Pct | FT | A | Pct | O | D | T | PF | FO | A | TO | S | B | Pts |
|--------------------|----|-----|----|----|------|-----|---|-------|----|---|-------|---|---|---|----|----|---|----|---|---|-----|
| MOREHEAD STATE | * | 21 | 1 | 4 | .250 | 0 | 0 | .000 | 1 | 2 | .500 | 1 | 8 | 9 | 2 | 0 | 3 | 1 | 1 | 2 | 3 |
| TENNESSEE | * | 16 | 0 | 2 | .000 | 0 | 0 | .000 | 0 | 0 | .000 | 1 | 0 | 1 | 1 | 0 | 1 | 0 | 0 | 1 | 0 |
| BELLARMINE | | DNP | | | | | | | | | | | | | | | | | | | |
| WINTHROP | | DNP | | | | | | | | | | | | | | | | | | | |
| vs. Indiana | | DNP | | | | | | | | | | | | | | | | | | | |
| vs. West Virginia | | DNP | | | | | | | | | | | | | | | | | | | |
| vs. Oklahoma | | DNP | | | | | | | | | | | | | | | | | | | |
| OLE MISS | | DNP | | | | | | | | | | | | | | | | | | | |
| DUKE* | | DNP | | | | | | | | | | | | | | | | | | | |
| UTEP | | DNP | | | | | | | | | | | | | | | | | | | |
| at Kentucky | | DNP | | | | | | | | | | | | | | | | | | | |
| at Florida State* | | DNP | | | | | | | | | | | | | | | | | | | |
| EASTERN KENTUCKY | | 5 | 0 | 2 | .000 | 0 | 1 | .000 | 0 | 0 | .000 | 1 | 0 | 1 | 3 | 0 | 1 | 1 | 0 | 0 | 0 |
| NORTH CAROLINA* | | 9 | 1 | 3 | .333 | 0 | 1 | .000 | 0 | 1 | .000 | 3 | 3 | 6 | 3 | 0 | 1 | 1 | 0 | 1 | 2 |
| at Virginia* | | 16 | 6 | 10 | .600 | 1 | 1 | 1.000 | 2 | 2 | 1.000 | 3 | 5 | 8 | 1 | 0 | 0 | 2 | 1 | 1 | 15 |
| CLEMSON* | | | | | | | | | | | | | | | | | | | | | |
| at Pitt* | | | | | | | | | | | | | | | | | | | | | |
| at Syracuse* | | | | | | | | | | | | | | | | | | | | | |
| VIRGINIA* | | | | | | | | | | | | | | | | | | | | | |
| at SMU* | | | | | | | | | | | | | | | | | | | | | |
| WAKE FOREST* | | | | | | | | | | | | | | | | | | | | | |
| at Georgia Tech* | | | | | | | | | | | | | | | | | | | | | |
| at Boston College* | | | | | | | | | | | | | | | | | | | | | |
| MIAMI* | | | | | | | | | | | | | | | | | | | | | |
| at NC State* | | | | | | | | | | | | | | | | | | | | | |
| at Notre Dame* | | | | | | | | | | | | | | | | | | | | | |
| FLORIDA STATE* | | | | | | | | | | | | | | | | | | | | | |
| at Virginia Tech* | | | | | | | | | | | | | | | | | | | | | |
| PITT* | | | | | | | | | | | | | | | | | | | | | |
| CAL* | | | | | | | | | | | | | | | | | | | | | |
| STANFORD* | | | | | | | | | | | | | | | | | | | | | |

GETTING TO KNOW ABOUBACAR TRAORE

- Born October 4, 2001... Son of Naissa and Faman Traore... Has seven siblings (Aminata, Sekou, Namian, Diguibani, Fatoumata, Aicha, Kadidiatou)... Majoring in consumer business dynamics with a minor in sociology
- Will face off against high school teammate AJ George who plays at SMU
- Enjoys playing Fortnite in his spare time
- He chose to attend UoFL because of "The project; be-

- ing apart of rebuilding a basketball city"
- Personal goal at UoFL is to get to the NCAA Tournament
- Says the best thing about being a Cardinal is that "the fans are really engaged"
- If a movie was made about his life, thinks The Rock should play him
- The greatest influence on his athletic career is LeBron James

SEASON/CAREER HIGHS

POINTS

Season 15 at Virginia, 1/4/25
Career 30 at Cal Poly, 1/4/24*

REBOUNDS

Season 9 vs. Morehead State, 11/4/24
Career 23 at UC Riverside, 1/27/22*

FIELD GOALS

Season 6 at Virginia, 1/4/25
Career 14 at Cal Poly, 1/4/24*

FIELD GOALS ATTEMPTED

Season 10 at Virginia, 1/4/25
Career 17 at Cal Poly, 1/4/24*

THREE-POINT FIELD GOALS

Season 1 at Virginia, 1/4/25
Career 1, 6x, last at Virginia, 1/4/25

THREE-POINT FIELD GOALS ATTEMPTED

Season 1, 3x, last at Virginia, 1/4/25
Career 3, 2x, last vs. LIFE Pacific, 12/6/23*

FREE THROWS

Season 2 at Virginia, 1/4/25
Career 12 vs. UC Irvine, 3/15/24*

FREE THROWS ATTEMPTED

Season 2, 2x, last at Virginia, 1/4/25
Career 13 vs. UC Irvine, 3/15/24*

ASSISTS

Season 3 vs. Morehead State, 11/4/24
Career 13 vs. UC Riverside, 3/14/24*

BLOCKED SHOTS

Season 2 vs. Morehead State, 11/4/24
Career 4, 7 times

STEALS

Season 1, 2x, last at Virginia, 1/4/25
Career 4, 5 times

MINUTES PLAYED

Season 21 vs. Morehead State, 11/4/24
Career 54 at UC San Diego, 1/21/23*

*denotes career high from a previous school

ABOUBACAR TRAORE FILE

- Scored a season-high 15 points in 16 minutes at Virginia on Jan. 4 - went 6 of 10 from the floor
- Fractured a bone in his left arm and missed 10 games, returned to action on Dec. 28 against EKU
- Transferred from Long Beach State
- Averaged 12.0 points, 8.4 rebounds and 4.5 assists as a junior, helping the program reach the NCAA Tournament for the first time since 2012
- Tallied 55 steals and 51 blocks in 2023-24, earning the title of Big West Conference Best Hustle Player for the second straight year
- Was the Big West's 2024 Most Outstanding Player of the Conference Tournament, averaging 13.0 points, 10.7 rebounds and 8.7 assists over the event

TRAORE CAREER STATISTICS

| | | | | Field Goals | | 3-Point | | F-Throws | | Rebounds | | | | | | | | | Scoring | |
|---------------|------|--------|-----------|-------------|------|----------|------|----------|------|----------|-----|-----|-----|--------|-----|-----|-----|-----|---------|------|
| SEASON | TEAM | GP-GS | MIN/AVG | FG-FGA | FG% | 3FG-3FGA | 3FG% | FT-FTA | FT% | OFF | DEF | TOT | AVG | PF-FO | A | TO | BLK | STL | PTS | AVG |
| 2021-22 | LBSU | 32-24 | 753/23.5 | 107-174 | .615 | 0-1 | .000 | 52-91 | .571 | 94 | 165 | 259 | 8.1 | 90-1 | 43 | 49 | 41 | 29 | 266 | 8.3 |
| 2022-23 | LBSU | 33-33 | 1042/31.6 | 126-228 | .553 | 3-10 | .300 | 79-118 | .669 | 104 | 186 | 290 | 8.8 | 100-4 | 114 | 82 | 22 | 39 | 334 | 10.1 |
| 2023-24 | LBSU | 36-31 | 1115/31.0 | 149-288 | .517 | 2-23 | .087 | 133-200 | .665 | 97 | 207 | 304 | 8.4 | 108-5 | 161 | 95 | 51 | 55 | 433 | 12.0 |
| 2024-25 | LOU | 5-2 | 67/13.5 | 8-21 | .381 | 1-3 | .333 | 3-5 | .600 | 9 | 16 | 25 | 5.0 | 10-0 | 6 | 5 | 5 | 2 | 20 | 4.0 |
| TOTAL FOR LOU | | 5-2 | 67/13.5 | 8-21 | .381 | 1-3 | .333 | 3-5 | .600 | 9 | 16 | 25 | 5.0 | 10-0 | 6 | 5 | 5 | 2 | 20 | 4.0 |
| TOTAL | | 106-90 | 2977/28.1 | 390-711 | .549 | 6-37 | .162 | 267-414 | .645 | 304 | 574 | 878 | 8.3 | 308-10 | 324 | 231 | 119 | 125 | 1053 | 9.9 |



#33 AIDAN MCCOOL

GRAD SENIOR | GUARD | 6-3 | 170 | 2L
CHARLESTON, S.C. (MARYLAND)

| Opp. | GS | Min | FG | A | Pct | 3FG | A | Pct | FT | A | Pct | O | D | T | PF | FO | A | TO | S | B | Pts |
|--------------------|-----|-----|----|---|------|-----|---|------|----|---|------|---|---|---|----|----|---|----|---|---|-----|
| MOREHEAD STATE | | 2 | 0 | 0 | .000 | 0 | 0 | .000 | 1 | 2 | .500 | 0 | 0 | 0 | 0 | 0 | 0 | 0 | 1 | 0 | 1 |
| TENNESSEE | DNP | | | | | | | | | | | | | | | | | | | | |
| BELLARMINE | | 1 | 0 | 0 | .000 | 0 | 0 | .000 | 0 | 0 | .000 | 0 | 0 | 0 | 0 | 0 | 0 | 0 | 0 | 0 | 0 |
| WINTHROP | DNP | | | | | | | | | | | | | | | | | | | | |
| vs. Indiana | | 2 | 0 | 0 | .000 | 0 | 0 | .000 | 0 | 0 | .000 | 0 | 0 | 0 | 0 | 0 | 0 | 0 | 0 | 0 | 0 |
| vs. West Virginia | DNP | | | | | | | | | | | | | | | | | | | | |
| vs. Oklahoma | DNP | | | | | | | | | | | | | | | | | | | | |
| OLE MISS | DNP | | | | | | | | | | | | | | | | | | | | |
| DUKE* | DNP | | | | | | | | | | | | | | | | | | | | |
| UTEP | DNP | | | | | | | | | | | | | | | | | | | | |
| at Kentucky | DNP | | | | | | | | | | | | | | | | | | | | |
| at Florida State* | DNP | | | | | | | | | | | | | | | | | | | | |
| EASTERN KENTUCKY | DNP | | | | | | | | | | | | | | | | | | | | |
| NORTH CAROLINA* | DNP | | | | | | | | | | | | | | | | | | | | |
| at Virginia* | | 1 | 0 | 0 | .000 | 0 | 0 | .000 | 0 | 0 | .000 | 0 | 0 | 0 | 0 | 0 | 0 | 0 | 0 | 0 | 0 |
| CLEMSON* | | | | | | | | | | | | | | | | | | | | | |
| at Pitt* | | | | | | | | | | | | | | | | | | | | | |
| at Syracuse* | | | | | | | | | | | | | | | | | | | | | |
| VIRGINIA* | | | | | | | | | | | | | | | | | | | | | |
| at SMU* | | | | | | | | | | | | | | | | | | | | | |
| WAKE FOREST* | | | | | | | | | | | | | | | | | | | | | |
| at Georgia Tech* | | | | | | | | | | | | | | | | | | | | | |
| at Boston College* | | | | | | | | | | | | | | | | | | | | | |
| MIAMI* | | | | | | | | | | | | | | | | | | | | | |
| at NC State* | | | | | | | | | | | | | | | | | | | | | |
| at Notre Dame* | | | | | | | | | | | | | | | | | | | | | |
| FLORIDA STATE* | | | | | | | | | | | | | | | | | | | | | |
| at Virginia Tech* | | | | | | | | | | | | | | | | | | | | | |
| PITT* | | | | | | | | | | | | | | | | | | | | | |
| CAL* | | | | | | | | | | | | | | | | | | | | | |
| STANFORD* | | | | | | | | | | | | | | | | | | | | | |

GETTING TO KNOW AIDAN MCCOOL

- Born Sept. 5, 2001 ... Son of Deirdre and Chris McCool ... Has one sibling: Abby ... Major is exercise science.
- His father and uncle swam collegiately at Kansas and Columbia, respectively, and he has multiple cousins who've played college volleyball.
- Personal goal at UofL is to maintain a high GPA and get his master's degree.
- Enjoys movies and TV shows in his spare time.
- The basketball player he most admires is Jimmy Butler.
- Best moment of his athletic career was his team being called on Selection Sunday his freshman year.

SEASON/CAREER HIGHS

POINTS

Season 1 vs. Morehead State, 11/4/24
Career 2, 3x, last vs. Boston College, 3/9/24

REBOUNDS

Season
Career 1, 3x, last vs. Coppin State, 11/15/23

FIELD GOALS

Season
Career Same

FIELD GOALS ATTEMPTED

Season
Career Same

THREE-POINT FIELD GOALS

Season
Career Same

THREE-POINT FIELD GOALS ATTEMPTED

Season
Career Same

FREE THROWS

Season 1 vs. Morehead State, 11/4/24
Career 2, 3x, last vs. Boston College, 3/9/24

FREE THROWS ATTEMPTED

Season 2 vs. Morehead State, 11/4/24
Career 2, 4x, last vs. Morehead State, 11/4/24

ASSISTS

Season
Career 1, 2x, last vs. Iowa, 2/10/22*

BLOCKED SHOTS

Season
Career Same

STEALS

Season 1 vs. Morehead State, 11/4/24
Career Same

MINUTES PLAYED

Season 2, 2x, last vs. #14/15 Indiana, 11/27/24
Career 5 vs. Iowa, 2/10/22*

*denotes career high from previous school

AIDAN MCCOOL FILE

- Made his first career start and hit two free throws on Senior Night vs. Boston College on March 9
- Named All-ACC Academic Team two years in a row
- Named to the 2023 and 2024 NABC Honors Court for academic excellence
- Transfer guard who was a member of the University of Maryland men's basketball team from 2020-22

MCCOOL CAREER STATISTICS

MCCOOL, Aidan

| | | | | Field Goals | | 3-Point | | F-Throws | | Rebounds | | | | | | | | | Scoring | |
|---------------|------|-------|---------|-------------|------|----------|------|----------|-------|----------|-----|-----|-----|-------|---|----|-----|-----|---------|-----|
| SEASON | TEAM | GP-GS | MIN/AVG | FG-FGA | FG% | 3FG-3FGA | 3FG% | FT-FTA | FT% | OFF | DEF | TOT | AVG | PF-FO | A | TO | BLK | STL | PTS | AVG |
| 2020-21 | MD | 2-0 | 4/1.8 | 0-0 | .000 | 0-0 | .000 | 2-2 | 1.000 | 0 | 0 | 0 | 0.0 | 1-0 | 1 | 0 | 0 | 0 | 2 | 1.0 |
| 2021-22 | MD | 3-0 | 6/1.9 | 0-0 | .000 | 0-0 | .000 | 2-2 | 1.000 | 0 | 1 | 1 | 0.3 | 0-0 | 1 | 0 | 0 | 0 | 2 | 0.7 |
| 2022-23 | LOU | 3-0 | 4/1.2 | 0-0 | .000 | 0-0 | .000 | 0-0 | .000 | 0 | 1 | 1 | 0.3 | 0-0 | 0 | 0 | 0 | 0 | 0 | 0.0 |
| 2023-24 | LOU | 12-1 | 16/1.4 | 0-0 | .000 | 0-0 | .000 | 2-2 | 1.000 | 0 | 1 | 1 | 0.1 | 2-0 | 0 | 0 | 0 | 0 | 2 | 0.2 |
| 2024-25 | LOU | 4-0 | 5/1.3 | 0-0 | .000 | 0-0 | .000 | 1-2 | .500 | 0 | 0 | 0 | 0.0 | 0-0 | 0 | 0 | 0 | 1 | 1 | 0.3 |
| TOTAL FOR LOU | | 19-1 | 26/1.3 | 0-0 | .000 | 0-0 | .000 | 3-4 | .750 | 0 | 2 | 2 | 0.1 | 2-0 | 0 | 0 | 0 | 1 | 3 | 0.2 |



#55 SPENCER LEGG

JUNIOR | GUARD | 6-7 | 200 | TR
WASHINGTON, D.C. (CHARLESTON)

| Opp. | GS | Min | FG | A | Pct | 3FG | A | Pct | FT | A | Pct | O | D | T | PF | FO | A | TO | S | B | Pts |
|--------------------|-----|-----|----|------|-----|-----|------|-----|----|------|-----|---|---|---|----|----|---|----|---|---|-----|
| MOREHEAD STATE | DNP | | | | | | | | | | | | | | | | | | | | |
| TENNESSEE | DNP | | | | | | | | | | | | | | | | | | | | |
| BELLARMINE | 1 | 0 | 0 | .000 | 0 | 0 | .000 | 0 | 0 | .000 | 0 | 0 | 0 | 0 | 0 | 0 | 0 | 0 | 0 | 0 | 0 |
| WINTHROP | DNP | | | | | | | | | | | | | | | | | | | | |
| vs. Indiana | 2 | 0 | 1 | .000 | 0 | 0 | .000 | 0 | 0 | .000 | 0 | 0 | 0 | 0 | 0 | 0 | 0 | 0 | 0 | 0 | 0 |
| vs. West Virginia | DNP | | | | | | | | | | | | | | | | | | | | |
| vs. Oklahoma | DNP | | | | | | | | | | | | | | | | | | | | |
| OLE MISS | DNP | | | | | | | | | | | | | | | | | | | | |
| DUKE* | DNP | | | | | | | | | | | | | | | | | | | | |
| UTEP | DNP | | | | | | | | | | | | | | | | | | | | |
| at Kentucky | DNP | | | | | | | | | | | | | | | | | | | | |
| at Florida State* | DNP | | | | | | | | | | | | | | | | | | | | |
| EASTERN KENTUCKY | DNP | | | | | | | | | | | | | | | | | | | | |
| NORTH CAROLINA* | DNP | | | | | | | | | | | | | | | | | | | | |
| at Virginia* | 1 | 0 | 0 | .000 | 0 | 0 | .000 | 0 | 0 | .000 | 0 | 0 | 0 | 0 | 0 | 0 | 0 | 0 | 0 | 0 | 0 |
| CLEMSON* | | | | | | | | | | | | | | | | | | | | | |
| at Pitt* | | | | | | | | | | | | | | | | | | | | | |
| at Syracuse* | | | | | | | | | | | | | | | | | | | | | |
| VIRGINIA* | | | | | | | | | | | | | | | | | | | | | |
| at SMU* | | | | | | | | | | | | | | | | | | | | | |
| WAKE FOREST* | | | | | | | | | | | | | | | | | | | | | |
| at Georgia Tech* | | | | | | | | | | | | | | | | | | | | | |
| at Boston College* | | | | | | | | | | | | | | | | | | | | | |
| MIAMI* | | | | | | | | | | | | | | | | | | | | | |
| at NC State* | | | | | | | | | | | | | | | | | | | | | |
| at Notre Dame* | | | | | | | | | | | | | | | | | | | | | |
| FLORIDA STATE* | | | | | | | | | | | | | | | | | | | | | |
| at Virginia Tech* | | | | | | | | | | | | | | | | | | | | | |
| PITT* | | | | | | | | | | | | | | | | | | | | | |
| CAL* | | | | | | | | | | | | | | | | | | | | | |
| STANFORD* | | | | | | | | | | | | | | | | | | | | | |

GETTING TO KNOW SPENCER LEGG

- Born October 25, 2001... Son of Elizabeth and Jonathan Legg... Has two sisters, Bramley and Avery... Graduated from Woodberry Forest in 2021
- Majoring in Sociology
- His father Jonathan played right guard at William and Mary from 1985-1988
- Will face three former teammates in Ismael Leggett (Pitt), Ben Burham (Virginia Tech) and Conner Venable (Virginia Tech)

• His personal goal at UofL is: "To excel on the basketball court while making a meaningful impact off the court through my foundation, Collegiate Champion Diabetes Educators (CCDE). I'm committed to inspiring and supporting type one diabetic athletes and children, showing them that they can achieve their dreams while managing their condition. Balancing my passion for basketball with my mission to give back is at the heart of my journey at UofL."

SEASON/CAREER HIGHS

POINTS

Season

Career 3, 3x, last at Hampton, 1/25/24*

REBOUNDS

Season

Career 2 vs. Monmouth, 3/10/24*

FIELD GOALS

Season

Career 1, 3x, last at Hampton, 1/25/24*

FIELD GOALS ATTEMPTED

Season

Career 2 vs. Montreat, 12/29/23*

THREE-POINT FIELD GOALS

Season

Career 1 vs. #14/15 Indiana, 11/27/24

Career 1, 3x, last vs. #14/15 Indiana, 11/27/24

THREE-POINT FIELD GOALS ATTEMPTED

Season

Career 1, 4 times

FREE THROWS

Season

Career 3 vs. Montreat, 12/29/23*

FREE THROWS ATTEMPTED

Season

Career 4 vs. Montreat, 12/29/23*

ASSISTS

Season

Career

BLOCKED SHOTS

Season

Career

STEALS

Season

Career 1 vs. Stony Brook, 3/5/23*

MINUTES PLAYED

Season

Career 2 vs. #14/15 Indiana, 11/27/24

Career 4 vs. Stony Brook, 2/25/23*


*denotes career high from previous school

SPENCER LEGG FILE

- Played for two seasons for Coach Kelsey at the College of Charleston
- Appeared in 17 games for the Cougars
- Scored his first collegiate career points at Northeastern on February 13, 2023
- Played at St. Stephen's and St. Agne's school under Coach Mike Jones where they won the the conference championship in his sophomore season
- Played at Woodberry Forest under Craig Dawson, leading the Tigers in rebounds and assists that season before transferring to IMG Academy under Coach Chad Meyers
- Played AAU for Prospect U under Coach Dorg Dormu

LEGG CAREER STATISTICS

| | | | | Field Goals | | 3-Point | | F-Throws | | Rebounds | | | | | | | | Scoring | | |
|---------------|------|-------|---------|-------------|------|----------|------|----------|------|----------|-----|-----|-----|-------|---|----|-----|---------|-----|-----|
| SEASON | TEAM | GP-GS | MIN/AVG | FG-FGA | FG% | 3FG-3FGA | 3FG% | FT-FTA | FT% | OFF | DEF | TOT | AVG | PF-FO | A | TO | BLK | STL | PTS | AVG |
| 2022-23 | CC | 10-0 | 16/1.6 | 2-6 | .333 | 1-2 | .500 | 0-0 | .000 | 0 | 1 | 1 | 0.1 | 1-0 | 0 | 1 | 0 | 1 | 5 | 0.5 |
| 2023-24 | CC | 7-0 | 10/1.4 | 1-5 | .200 | 1-2 | .500 | 3-4 | .750 | 2 | 0 | 2 | 0.3 | 3-0 | 0 | 0 | 0 | 0 | 6 | 0.9 |
| 2024-25 | LOU | 3-0 | 4/1.2 | 0-1 | .000 | 0-0 | .000 | 0-0 | .000 | 0 | 0 | 0 | 0.0 | 0-0 | 0 | 0 | 0 | 0 | 0 | 0.0 |
| TOTAL FOR LOU | | 3-0 | 4/1.2 | 0-1 | .000 | 0-0 | .000 | 0-0 | .000 | 0 | 0 | 0 | 0.0 | 0-0 | 0 | 0 | 0 | 0 | 0 | 0.0 |



#93 NOAH WATERMAN

6TH YEAR | FORWARD | 6-11 | 230 | TR
SAVANNAH, N.Y. (BYU)

| Opp. | GS | Min | FG | A | Pct | 3FG | A | Pct | FT | A | Pct | O | D | T | PF | FO | A | TO | S | B | Pts |
|--------------------|----|-----|----|----|------|-----|---|------|----|---|-------|---|---|----|----|----|---|----|---|---|-----|
| MOREHEAD STATE | | 15 | 2 | 6 | .333 | 0 | 4 | .000 | 0 | 0 | .000 | 2 | 1 | 3 | 3 | 0 | 0 | 0 | 1 | 1 | 4 |
| TENNESSEE | | 16 | 3 | 7 | .429 | 3 | 6 | .500 | 1 | 1 | 1.000 | 1 | 0 | 1 | 1 | 0 | 0 | 0 | 1 | 0 | 10 |
| BELLARMINE | * | 23 | 2 | 6 | .333 | 2 | 6 | .333 | 0 | 2 | .000 | 0 | 1 | 1 | 3 | 0 | 0 | 0 | 0 | 0 | 6 |
| WINTHROP | * | 13 | 1 | 3 | .333 | 0 | 2 | .000 | 0 | 2 | .000 | 0 | 1 | 1 | 5 | 1 | 0 | 0 | 0 | 3 | 2 |
| vs. Indiana | * | 29 | 6 | 12 | .500 | 4 | 8 | .500 | 0 | 0 | .000 | 0 | 3 | 3 | 3 | 0 | 1 | 0 | 1 | 0 | 16 |
| vs. West Virginia | * | 26 | 1 | 7 | .143 | 0 | 6 | .000 | 0 | 1 | .000 | 1 | 4 | 5 | 3 | 0 | 1 | 3 | 0 | 0 | 2 |
| vs. Oklahoma | * | 34 | 5 | 11 | .455 | 0 | 5 | .000 | 0 | 1 | .000 | 5 | 6 | 11 | 4 | 0 | 1 | 1 | 0 | 1 | 10 |
| OLE MISS | * | 26 | 1 | 6 | .167 | 1 | 4 | .250 | 1 | 2 | .500 | 5 | 4 | 9 | 3 | 0 | 1 | 1 | 0 | 0 | 4 |
| DUKE* | * | 22 | 0 | 3 | .000 | 0 | 2 | .000 | 1 | 2 | .500 | 2 | 2 | 4 | 3 | 0 | 0 | 4 | 0 | 1 | 1 |
| UTEP | * | 20 | 2 | 9 | .222 | 1 | 7 | .143 | 2 | 5 | .400 | 1 | 2 | 3 | 2 | 0 | 0 | 1 | 1 | 1 | 7 |
| at Kentucky | * | 34 | 4 | 12 | .333 | 3 | 9 | .333 | 1 | 2 | .500 | 6 | 6 | 12 | 3 | 0 | 1 | 2 | 0 | 0 | 12 |
| at Florida State* | * | 26 | 5 | 8 | .625 | 4 | 7 | .571 | 1 | 2 | .500 | 0 | 1 | 1 | 4 | 0 | 1 | 1 | 0 | 0 | 15 |
| EASTERN KENTUCKY | * | 22 | 4 | 9 | .444 | 2 | 6 | .333 | 2 | 2 | 1.000 | 0 | 3 | 3 | 0 | 0 | 1 | 0 | 0 | 0 | 12 |
| NORTH CAROLINA* | * | 30 | 3 | 9 | .333 | 1 | 6 | .167 | 0 | 1 | .000 | 0 | 7 | 7 | 0 | 0 | 0 | 0 | 0 | 1 | 7 |
| at Virginia* | * | 17 | 1 | 3 | .333 | 0 | 1 | .000 | 0 | 0 | .000 | 2 | 1 | 3 | 4 | 0 | 0 | 0 | 0 | 1 | 2 |
| CLEMSON* | | | | | | | | | | | | | | | | | | | | | |
| at Pitt* | | | | | | | | | | | | | | | | | | | | | |
| at Syracuse* | | | | | | | | | | | | | | | | | | | | | |
| VIRGINIA* | | | | | | | | | | | | | | | | | | | | | |
| at SMU* | | | | | | | | | | | | | | | | | | | | | |
| WAKE FOREST* | | | | | | | | | | | | | | | | | | | | | |
| at Georgia Tech* | | | | | | | | | | | | | | | | | | | | | |
| at Boston College* | | | | | | | | | | | | | | | | | | | | | |
| MIAMI* | | | | | | | | | | | | | | | | | | | | | |
| at NC State* | | | | | | | | | | | | | | | | | | | | | |
| at Notre Dame* | | | | | | | | | | | | | | | | | | | | | |
| FLORIDA STATE* | | | | | | | | | | | | | | | | | | | | | |
| at Virginia Tech* | | | | | | | | | | | | | | | | | | | | | |
| PITT* | | | | | | | | | | | | | | | | | | | | | |
| CAL* | | | | | | | | | | | | | | | | | | | | | |
| STANFORD* | | | | | | | | | | | | | | | | | | | | | |

GETTING TO KNOW NOAH WATERMAN

- Born April 2, 2000... Son of Kim Waterman... one of nine children... Was homeschooled and graduated in 2019
- Graduated with a communications degree from Brigham Young University
- Will go up against former teammate Jaxson Robinson and his former BYU coaching staff when the

- Cardinals play Kentucky
- Says the best thing about being a Cardinal is the fanbase
- Says if a movie was made about his life, he would be the actor for himself
- The person with the greatest influence on his basketball career is his brother Ben

SEASON/CAREER HIGHS

POINTS

Season 16 vs. #14/15 Indiana, 11/27/24
Career 24 vs. Arizona State, 11/23/23*

REBOUNDS

Season 12 at #5 Kentucky, 12/14/24
Career 14 vs. Denver, 12/13/23*

FIELD GOALS

Season 6 vs. #14/15 Indiana, 11/27/24
Career 9 vs. Arizona State, 11/23/23*

FIELD GOALS ATTEMPTED

Season 12, 2x, last at #5 Kentucky, 12/14/24
Career 14 vs. Arizona State, 11/23/23*

THREE-POINT FIELD GOALS

Season 4, 2x, last at Florida State, 12/21/24
Career 6 vs. Arizona State, 11/23/23*

THREE-POINT FIELD GOALS ATTEMPTED

Season 9 at #5 Kentucky, 12/14/24
Career 10 vs. Wyoming, 12/30/23*

FREE THROWS

Season 2, 2x, last vs. ECU, 12/28/24
Career 9 vs. UCF, 2/13/24*

FREE THROWS ATTEMPTED

Season 5 vs. UTEP, 12/11/24
Career 10 vs. UCF, 2/13/24*

ASSISTS

Season 1, 7x, last vs. ECU, 12/28/24
Career 4 vs. Western Oregon, 12/15/22*

BLOCKED SHOTS

Season 3, vs. Winthrop, 11/22/24
Career 3, 5x, last vs. Winthrop, 11/22/24

STEALS

Season 1, 5x, last vs. UTEP, 12/11/24
Career 2, 10 times

MINUTES PLAYED

Season 34, 2x, last at #5 Kentucky, 12/14/24
Career 38, 2x, last vs. Purdue Fort Wayne, 2/26/22*

*denotes career high from previous school

NOAH WATERMAN FILE

- Made game-winning layup in the final second against ECU on Dec. 28
- Logged first Louisville double-double against Oklahoma with 11 rebounds and 10 points
- Played at BYU (2022-23, 2023-24), Detroit Mercy (2020-21, 2021-22) and Niagara (2019-20)
- Started 33 games for the BYU Cougars, shooting 45.7% from the floor in the 2023-24 season, making a near 10-percent improvement from his redshirt junior season

WATERMAN CAREER STATISTICS

| | | | | Field Goals | | 3-Point | | F-Throws | | Rebounds | | | | Scoring | | | | | | |
|---------------|------|--------|-----------|-------------|------|----------|------|----------|------|----------|-----|-----|-----|---------|----|-----|-----|-----|-----|------|
| SEASON | TEAM | GP-GS | MIN/AVG | FG-FGA | FG% | 3FG-3FGA | 3FG% | FT-FTA | FT% | OFF | DEF | TOT | AVG | PF-FO | A | TO | BLK | STL | PTS | AVG |
| 2019-20 | Niag | 7-5 | 156/22.3 | 17-35 | .486 | 6-14 | .429 | 9-18 | .500 | 4 | 19 | 23 | 3.3 | 13-0 | 6 | 11 | 3 | 1 | 49 | 7.0 |
| 2020-21 | UDM | 15-12 | 411/27.4 | 61-110 | .555 | 38-72 | .528 | 18-28 | .643 | 17 | 50 | 67 | 4.5 | 39-1 | 14 | 16 | 10 | 8 | 178 | 11.9 |
| 2021-22 | UDM | 21-17 | 530/25.2 | 57-133 | .429 | 36-96 | .375 | 18-24 | .750 | 22 | 63 | 85 | 4.0 | 41-1 | 10 | 18 | 14 | 16 | 168 | 8.0 |
| 2022-23 | BYU | 33-14 | 560/17.0 | 52-142 | .366 | 30-93 | .323 | 19-35 | .543 | 18 | 75 | 93 | 2.8 | 70-0 | 25 | 36 | 13 | 16 | 153 | 4.6 |
| 2023-24 | BYU | 33-33 | 796/24.1 | 105-230 | .457 | 57-154 | .370 | 46-57 | .807 | 43 | 136 | 179 | 5.4 | 61-1 | 23 | 23 | 19 | 13 | 313 | 9.5 |
| 2024-25 | LOU | 15-13 | 355/23.6 | 40-111 | .360 | 21-79 | .266 | 9-23 | .391 | 25 | 42 | 67 | 4.5 | 41-1 | 7 | 13 | 9 | 4 | 110 | 7.3 |
| TOTAL FOR LOU | | 15-13 | 355/23.6 | 40-111 | .360 | 21-79 | .266 | 9-23 | .391 | 25 | 42 | 67 | 4.5 | 41-1 | 7 | 13 | 9 | 4 | 110 | 7.3 |
| TOTAL | | 124-94 | 2808/22.6 | 332-761 | .436 | 188-508 | .370 | 119-185 | .643 | 129 | 385 | 514 | 4.1 | 265-4 | 85 | 117 | 68 | 58 | 971 | 7.8 |

GAME-BY-GAME STORYLINES

NOVEMBER 4, 2024 | LOUISVILLE 93, MOREHEAD STATE 45 | LOUISVILLE, KY.

- The 48-point victory was Louisville's largest margin of victory since a 104-54 win vs. Southern on Nov. 13, 2018, and largest in a season opener since a 92-38 win vs. South Alabama on Nov. 18, 2001.
- It was the first time Louisville held an opponent to fewer than 20 points in a half since holding Evansville to 16 in the first half on Nov. 25, 2020. Louisville held the Eagles to just 14 points in the first half as they made only three field goals.
- Kasean Pryor logged a double-double of 18 points and 12 rebounds becoming one of seven UofL players since 1965 to record a double-double in their UofL debut.
- Kenny White Jr. led Morehead State in scoring with 14 points on 4 of 9 shooting

NOVEMBER 9, 2024 | #12 TENNESSEE 77, LOUISVILLE 55 | LOUISVILLE, KY.

- Despite Tennessee leading wire-to-wire, Louisville was still able to force 20 turnovers and logged 12 steals against the Vols
- Louisville shot just 26.7% from the floor while the Volunteers shot 56.6%, with a 52.6% clip from 3
- Reyne Smith netted four 3-pointers and scored 18 points total, leading the Cardinals
- Zakai Zeigler and Chaz Lanier both scored 19 points; Zeigler tacked on seven assists and three steals to his stat line

NOVEMBER 19, 2024 | LOUISVILLE 100, BELLARMINE 68 | LOUISVILLE, KY.

- Louisville scored 48 points in the first half, its highest scoring first half since leading Eastern Kentucky 50-32 at halftime on Dec. 14, 2019
- The Cardinals outrebounded the Knights 37-23 and outscored them from the bench 32-4
- Terrence Edwards Jr. dropped 26 points, netting four long range buckets in the process
- Ben Johnson went 6 for 11 from the 3-point line and scored 29 points to lead the Knights

NOVEMBER 22, 2024 | LOUISVILLE 76, WINTHROP 61 | LOUISVILLE, KY.

- Louisville shot 48.1% from the floor while assisting on 12 of its 26 baskets
- The Cardinals outrebounded Winthrop 44-41, but the Eagles logged a 19-10 margin on the offensive boards
- Reyne Smith netted five of nine attempts from long range, scoring 20 points; J'Vonne Hadley notched his first Louisville double-double with 12 points and 13 boards
- Kelton Telford led the Eagles in scoring with 15 points while K.J. Doucet had a double-double with 13 points and 10 rebounds

NOVEMBER 27, 2024 | LOUISVILLE 89, #14/15 INDIANA 61 | PARADISE ISLAND, BAHAMAS | BATTLE 4 ATLANTIS QUARTERFINALS

- The Cardinals never trailed in the 28-point rout, leading the Hoosiers by as much as 38 at one point in the second half
- Chucky Hepburn logged his first career double-double with 16 points and 10 assists; he also added seven steals
- Louisville had 23 assists on 37 made baskets and added 15 steals
- Malik Reneau led Indiana in rebounding and scoring with seven and 21, respectively

NOVEMBER 28, 2024 | LOUISVILLE 79, WEST VIRGINIA 70 OT | PARADISE ISLAND, BAHAMAS | BATTLE 4 ATLANTIS SEMIFINALS

- It was Louisville's first overtime game of the season; the Cardinals outscored the Mountaineers in overtime 17-8
- Chucky Hepburn scored a whopping 32 points and added six steals
- Louisville had 21 second chance points on 14 offensive rebounds
- Javon Small dropped 26 points to lead West Virginia in scoring

NOVEMBER 29, 2024 | OKLAHOMA 69, LOUISVILLE 64 | PARADISE ISLAND, BAHAMAS | BATTLE 4 ATLANTIS CHAMPIONSHIP

- Despite losing by five points, Louisville outrebounded Oklahoma 44-23, and outscored the Sooners in the paint 34-22
- Chucky Hepburn was named to the All-Tournament Team
- J'Vonne Hadley had a double-double of 13 rebounds and 12 points; Noah Waterman had his first in a Louisville jersey with 11 rebounds and 10 points
- Jalon Moore was named the Tournament MVP after posting 24 points and seven boards in the championship game

DECEMBER 3, 2024 | #23/20 OLE MISS 86, LOUISVILLE 63 | LOUISVILLE, KY. | SEC/ACC CHALLENGE

- Ole Miss outscored Louisville in the paint 48-26
- Chucky Hepburn was Louisville's leading scorer for the fourth game in a row with 19 points
- Three Cardinals logged nine boards each: Noah Waterman, J'Vonne Hadley and James Scott
- Former Cardinal Dre Davis led the Rebels in scoring with 20 points on 9 of 12 shooting

DECEMBER 8, 2024 | #9 DUKE 76, LOUISVILLE 65 | LOUISVILLE, KY.

- Louisville led for 29:35, but an 18-2 run by Duke flipped the game on its head midway through the second half
- Terrence Edwards Jr. came off the bench for the first time and gave the Cardinals 21 points on 6 of 12 shooting, going 3 of 4 beyond the arc
- Duke outscored Louisville in the paint 34-14 and scored 20 points off of 15 Cardinal miscues
- Duke freshman Cooper Flagg logged a double-double for the Blue Devils with 20 points, 12 boards

DECEMBER 11, 2024 | LOUISVILLE 77, UTEP 74 | LOUISVILLE, KY.

- There were 13 lead changes and 10 ties throughout the game
- UTEP led the country in steals and forced turnovers; Louisville limited them to 7 steals and only turned the ball over 11 times
- The Cardinals had two players with double-doubles: J'Vonne Hadley had 13 points and 12 rebounds, James Scott had 11 and 11
- Corey Camper Jr. led the Miners with 19 points on 7 of 13 shooting in his 39 minutes of play

GAME-BY-GAME STORYLINES

DECEMBER 14, 2024 | NO. 5 KENTUCKY 93, LOUISVILLE 85 | LEXINGTON, KY.

- Louisville was limited in players all game due to injuries and foul trouble
- The Cardinals had two 20-point scorers in Chucky Hepburn (26) and Terrence Edwards Jr. (23)
- Kentucky shot lights out with a 58.2% mark from the floor and a 52.4% clip beyond the arc
- UK's Lamont Butler dropped 33 points, going a perfect 10 for 10 from the floor and 6 for 6 from the 3-point line

DECEMBER 21, 2024 | LOUISVILLE 90, FLORIDA STATE 76 | TALLAHASSEE, FLA.

- It marked the first ACC for Louisville head coach Pat Kelsey
- The Cardinals led for 37:15 of the game with just two ties and one lead change
- Both Chucky Hepburn and Terrence Edwards Jr. had eight assists, the first time two Cardinals have had eight assists in the same game since 2013
- Reyne Smith went 6 of 9 from the arc and 8 of 12 from the floor overall to have a game and season-high 27 points
- Jamir Watkins led the Seminoles in scoring with 25 points

DECEMBER 28, 2024 | LOUISVILLE 78, EASTERN KENTUCKY 76 | LOUISVILLE, KY.

- Noah Waterman made the game-winning layup in the final 1.2 seconds while double-teamed
- There were 12 lead changes and four ties in the tight non-conference finale
- Terrence Edwards Jr. had his fourth 20-point performance in five games while shooting 50% all the way around the floor
- George Kimble III led EKU in scoring with 24 points - Devontae Blanton chipped in 22

JANUARY 1, 2025 | LOUISVILLE 83, NORTH CAROLINA 70 | LOUISVILLE, KY.

- The Cardinals snapped a five-game losing streak to the Tar Heels with the victory
- Louisville led for 35:27 of the game
- Chucky Hepburn tied the school record for made free throws with 16; he totaled a game-high 26 points and seven assists
- Carolina's Ian Jackson was the high scorer for the Tar Heels with 23 points on 7 of 15 shooting

JANUARY 4, 2025 | LOUISVILLE 70, VIRGINIA 50 | CHARLOTTESVILLE, VA.

- The Cardinals won in Charlottesville for the first time since 1990 and broke a nine-game losing streak to the Cavaliers
- Aboubacar Traore scored 15 points in 16 minutes of action in an increased role following his return from a broken arm
- Louisville doubled Virginia's points in the paint, outscoring them 36-18
- Andrew Rohde was the leading scorer for the Cavaliers with 16 points on 6 of 12 shooting

2024-25 RESULTS

| DATE | OPPONENT | SCORE | ATTENDANCE | UOFL HIGH POINTS | UOFL HIGH REBOUNDS | OPP HIGH POINTS |
|-------|--------------------|----------|------------|---------------------------|---------------------------|------------------------|
| 11/4 | MOREHEAD STATE | 93-45 | 12,490 | Kasean Pryor (18) | Kasean Pryor (12) | Kenny White Jr. (14) |
| 11/9 | TENNESSEE | 55-77 | 16,976 | Reyne Smith (18) | Reyne Smith (5) | Zeigler/Lanier (19) |
| 11/19 | BELLARMINE | 100-68 | 12,220 | Terrence Edwards Jr. (26) | James Scott (8) | Ben Johnson (29) |
| 11/22 | WINTHROP | 76-61 | 12,462 | Reyne Smith (20) | J'Vonne Hadley (13) | Kelton Talford (15) |
| 11/27 | vs. Indiana | 89-61 | 1,594 | Hepburn/Waterman (16) | J'Vonne Hadley (8) | Malik Reneau (21) |
| 11/28 | vs. West Virginia | 79-70 OT | 767 | Chucky Hepburn (32) | Kasean Pryor (8) | Javon Small (26) |
| 11/29 | vs. Oklahoma | 64-69 | 1,866 | Hepburn/Hadley (12) | J'Vonne Hadley (13) | Jalon Moore (24) |
| 12/3 | OLE MISS | 63-86 | 12,729 | Chucky Hepburn (19) | Hadley/Waterman/Scott (9) | Dre Davis (20) |
| 12/8 | DUKE* | 65-76 | 15,312 | Terrence Edwards Jr. (21) | Scott/Hadley (8) | Cooper Flagg (20) |
| 12/11 | UTEP | 77-74 | 11,668 | Terrence Edwards Jr. (22) | J'Vonne Hadley (12) | Corey Camper Jr. (19) |
| 12/14 | at Kentucky | 85-93 | 21,093 | Chucky Hepburn (26) | Noah Waterman (12) | Lamont Butler (33) |
| 12/21 | at Florida State* | 90-76 | 4,383 | Reyne Smith (27) | J'Vonne Hadley (8) | Jamir Watkins (25) |
| 12/28 | EASTERN KENTUCKY | 78-76 | 13,150 | Terrence Edwards Jr. (20) | J'Vonne Hadley (10) | George Kimble III (24) |
| 1/1 | NORTH CAROLINA* | 83-70 | 14,248 | Chucky Hepburn (26) | James Scott (8) | Ian Jackson (23) |
| 1/4 | at Virginia* | 70-50 | 13,316 | Smith/Traore (15) | Edwards Jr./Scott (9) | Andrew Rohde (16) |
| 1/7 | CLEMSON* | | | | | |
| 1/11 | at Pittsburgh* | | | | | |
| 1/14 | at Syracuse* | | | | | |
| 1/18 | VIRGINIA* | | | | | |
| 1/21 | at SMU* | | | | | |
| 1/28 | WAKE FOREST* | | | | | |
| 2/1 | at Georgia Tech* | | | | | |
| 2/5 | at Boston College* | | | | | |
| 2/8 | MIAMI* | | | | | |
| 2/12 | at NC State* | | | | | |
| 2/16 | at Notre Dame* | | | | | |
| 2/22 | FLORIDA STATE* | | | | | |
| 2/25 | at Virginia Tech* | | | | | |
| 3/1 | PITTSBURGH* | | | | | |
| 3/5 | CALIFORNIA* | | | | | |
| 3/8 | STANFORD* | | | | | |

2024-25 GAME-BY-GAME STARTING LINEUPS

| DATE | OPPONENT | G | G | G/F | G/F | F | RECORD# |
|-------|--------------------|----------------|----------------|----------------------|----------------------|---------------|---------|
| 11/4 | MOREHEAD STATE | Chucky Hepburn | J'Vonne Hadley | Terrence Edwards Jr. | Aboubacar Traore | James Scott | 1-0 |
| 11/9 | TENNESSEE | Chucky Hepburn | J'Vonne Hadley | Terrence Edwards Jr. | Aboubacar Traore | James Scott | 1-1 |
| 11/19 | BELLARMINE | Chucky Hepburn | J'Vonne Hadley | Terrence Edwards Jr. | Noah Waterman | James Scott | 1-0 |
| 11/22 | WINTHROP | Chucky Hepburn | J'Vonne Hadley | Terrence Edwards Jr. | Noah Waterman | James Scott | 2-0 |
| 11/27 | vs. Indiana | Chucky Hepburn | J'Vonne Hadley | Terrence Edwards Jr. | Noah Waterman | Kasean Pryor | 1-0 |
| 11/28 | vs. West Virginia | Chucky Hepburn | J'Vonne Hadley | Terrence Edwards Jr. | Noah Waterman | Kasean Pryor | 2-0 |
| 11/29 | vs. Oklahoma | Chucky Hepburn | J'Vonne Hadley | Terrence Edwards Jr. | Noah Waterman | Kasean Pryor | 2-1 |
| 12/3 | OLE MISS | Chucky Hepburn | J'Vonne Hadley | Reyne Smith | Terrence Edwards Jr. | Noah Waterman | 0-1 |
| 12/8 | DUKE* | Chucky Hepburn | J'Vonne Hadley | Reyne Smith | Noah Waterman | James Scott | 0-1 |
| 12/11 | UTEP | Chucky Hepburn | J'Vonne Hadley | Reyne Smith | Noah Waterman | James Scott | 1-1 |
| 12/14 | at Kentucky | Chucky Hepburn | J'Vonne Hadley | Reyne Smith | Noah Waterman | James Scott | 1-2 |
| 12/21 | at Florida State* | Chucky Hepburn | J'Vonne Hadley | Terrence Edwards Jr. | Noah Waterman | James Scott | 3-0 |
| 12/28 | EASTERN KENTUCKY | Chucky Hepburn | J'Vonne Hadley | Terrence Edwards Jr. | Noah Waterman | James Scott | 4-0 |
| 1/1 | NORTH CAROLINA* | Chucky Hepburn | J'Vonne Hadley | Terrence Edwards Jr. | Noah Waterman | James Scott | 5-0 |
| 1/4 | at Virginia* | Chucky Hepburn | J'Vonne Hadley | Terrence Edwards Jr. | Noah Waterman | James Scott | 6-0 |
| 1/7 | CLEMSON* | | | | | | |
| 1/11 | at Pittsburgh* | | | | | | |
| 11/14 | at Syracuse* | | | | | | |
| 1/18 | VIRGINIA* | | | | | | |
| 1/21 | at SMU* | | | | | | |
| 1/28 | WAKE FOREST* | | | | | | |
| 2/1 | at Georgia Tech* | | | | | | |
| 2/5 | at Boston College* | | | | | | |
| 2/8 | MIAMI* | | | | | | |
| 2/12 | at NC State* | | | | | | |
| 2/16 | at Notre Dame* | | | | | | |
| 2/22 | FLORIDA STATE* | | | | | | |
| 2/25 | at Virginia Tech* | | | | | | |
| 3/1 | PITTSBURGH* | | | | | | |
| 3/5 | CALIFORNIA* | | | | | | |
| 3/8 | STANFORD* | | | | | | |

(#) running count of UofL's record with listed lineup

(*) ACC games

2024-25 GAME-BY-GAME COMPARISON

| DATE | OPPONENT | FGM-A/% | 3FG-A/% | FTM-A/% | OR-DR-TOT | PF | AST | TO | STL | BLK | PTS |
|-------|--------------------|------------|------------|-------------|-----------|----|-----|----|-----|-----|-----|
| 11/4 | UOFL | 32-71/.451 | 11-36/.306 | 18-28/.643 | 14-35-49 | 21 | 21 | 5 | 12 | 6 | 93 |
| | MOREHEAD STATE | 12-52/.231 | 3-21/.143 | 18-27/.667 | 12-33-45 | 20 | 4 | 21 | 1 | 3 | 45 |
| 11/9 | UOFL | 16-60/.267 | 10-39/.256 | 13-13/1.000 | 13-13-26 | 13 | 11 | 15 | 12 | 4 | 55 |
| | TENNESSEE | 30-53/.566 | 10-19/.526 | 7-11/.636 | 12-28-40 | 18 | 12 | 20 | 8 | 4 | 77 |
| 11/19 | UOFL | 35-64/.547 | 12-35/.343 | 18-24/.750 | 10-27-37 | 19 | 15 | 9 | 7 | 2 | 100 |
| | BELLARMINE | 24-53/.453 | 9-25/.360 | 11-17/.647 | 4-19-23 | 21 | 15 | 16 | 5 | 2 | 68 |
| 11/22 | UOFL | 26-54/.481 | 7-26/.269 | 17-26/.654 | 10-34-44 | 21 | 12 | 20 | 7 | 10 | 76 |
| | WINTHROP | 22-70/.314 | 6-29/.207 | 11-22/.500 | 19-22-41 | 23 | 8 | 19 | 10 | 0 | 61 |
| 11/27 | UOFL | 37-65/.569 | 10-27/.370 | 5-7/.714 | 11-24-35 | 17 | 23 | 15 | 15 | 1 | 89 |
| | vs. Indiana | 21-63/.333 | 7-20/.350 | 12-17/.706 | 22-18-40 | 15 | 12 | 23 | 8 | 3 | 61 |
| 11/28 | UOFL | 24-57/.421 | 7-28/.250 | 24-33/.727 | 14-27-41 | 15 | 10 | 15 | 7 | 4 | 79 |
| | vs. West Virginia | 26-59/.441 | 9-26/.346 | 9-12/.750 | 9-25-34 | 29 | 11 | 16 | 5 | 6 | 70 |
| 11/29 | UOFL | 24-63/.381 | 7-32/.219 | 9-16/.563 | 21-23-44 | 18 | 12 | 14 | 6 | 2 | 64 |
| | vs. Oklahoma | 21-44/.477 | 8-17/.471 | 19-25/.760 | 4-19-23 | 17 | 14 | 10 | 9 | 1 | 69 |
| 12/3 | UOFL | 19-57/.333 | 5-30/.167 | 20-30/.667 | 17-21-38 | 14 | 8 | 12 | 2 | 1 | 63 |
| | OLE MISS | 34-60/.567 | 8-20/.400 | 10-13/.769 | 6-25-31 | 21 | 14 | 8 | 10 | 5 | 86 |
| 12/8 | UOFL | 19-51/.373 | 11-31/.355 | 16-21/.762 | 8-26-34 | 16 | 10 | 15 | 4 | 1 | 65 |
| | DUKE* | 28-62/.452 | 8-30/.267 | 12-14/.857 | 9-26-35 | 18 | 13 | 7 | 7 | 3 | 76 |
| 12/11 | UOFL | 23-58/.397 | 6-34/.176 | 25-34/.735 | 16-24-40 | 13 | 13 | 11 | 9 | 2 | 77 |
| | UTEP | 29-57/.509 | 9-20/.450 | 7-11/.636 | 7-22-29 | 27 | 9 | 15 | 7 | 1 | 74 |
| 12/14 | UOFL | 31-70/.443 | 14-39/.359 | 9-14/.643 | 10-21-31 | 20 | 8 | 7 | 3 | 0 | 85 |
| | at Kentucky | 32-55/.582 | 11-21/.524 | 18-28/.643 | 7-34-41 | 18 | 23 | 11 | 6 | 2 | 93 |
| 12/21 | UOFL | 28-55/.509 | 15-29/.517 | 19-23/.826 | 5-24-29 | 14 | 18 | 7 | 4 | 1 | 90 |
| | at Florida State* | 29-55/.527 | 8-20/.400 | 10-14/.714 | 3-20-23 | 19 | 13 | 9 | 4 | 4 | 76 |
| 12/28 | UOFL | 24-64/.375 | 11-36/.306 | 19-24/.792 | 21-26-47 | 10 | 12 | 14 | 7 | 4 | 78 |
| | EASTERN KENTUCKY | 30-67/.448 | 10-25/.400 | 6-7/.857 | 11-21-32 | 21 | 9 | 11 | 8 | 2 | 76 |
| 1/1 | UOFL | 26-58/.448 | 6-26/.231 | 25-39/.641 | 10-33-43 | 21 | 14 | 8 | 4 | 4 | 83 |
| | NORTH CAROLINA* | 24-60/.400 | 4-16/.250 | 18-23/.783 | 7-30-37 | 29 | 11 | 12 | 4 | 3 | 70 |
| 1/4 | UOFL | 25-57/.439 | 7-19/.368 | 13-14/.929 | 14-28-42 | 11 | 15 | 9 | 6 | 5 | 70 |
| | at Virginia* | 20-54/.370 | 5-26/.192 | 5-6/.833 | 6-19-25 | 16 | 13 | 10 | 5 | 6 | 50 |
| 1/7 | UOFL | | | | | | | | | | |
| | CLEMSON* | | | | | | | | | | |
| 1/11 | UOFL | | | | | | | | | | |
| | at Pittsburgh* | | | | | | | | | | |
| 1/14 | UOFL | | | | | | | | | | |
| | at Syracuse* | | | | | | | | | | |
| 1/18 | UOFL | | | | | | | | | | |
| | VIRGINIA* | | | | | | | | | | |
| 1/21 | UOFL | | | | | | | | | | |
| | at SMU* | | | | | | | | | | |
| 1/28 | UOFL | | | | | | | | | | |
| | WAKE FOREST* | | | | | | | | | | |
| 2/1 | UOFL | | | | | | | | | | |
| | at Georgia Tech* | | | | | | | | | | |
| 2/5 | UOFL | | | | | | | | | | |
| | at Boston College* | | | | | | | | | | |
| 2/8 | UOFL | | | | | | | | | | |
| | MIAMI* | | | | | | | | | | |
| 2/12 | UOFL | | | | | | | | | | |
| | at NC State* | | | | | | | | | | |
| 2/16 | UOFL | | | | | | | | | | |
| | at Notre Dame* | | | | | | | | | | |
| 2/22 | UOFL | | | | | | | | | | |
| | FLORIDA STATE* | | | | | | | | | | |
| 2/25 | UOFL | | | | | | | | | | |
| | at Virginia Tech* | | | | | | | | | | |
| 3/1 | UOFL | | | | | | | | | | |
| | PITTSBURGH* | | | | | | | | | | |
| 3/5 | UOFL | | | | | | | | | | |
| | CALIFORNIA* | | | | | | | | | | |
| 3/8 | UOFL | | | | | | | | | | |
| | STANFORD* | | | | | | | | | | |

2024-25 SPECIALTY STATS (LISTED: UOFL-OPPONENT)

| DATE | OPPONENT | IN PAINT | OFF TO | SECOND | FAST | BENCH | LARGEST | LARGEST | LEAD | TIES |
|-------|--------------------|----------|--------|--------|-------|-------|---------|---------|---------|------|
| | | | | CHANCE | BREAK | | LEAD | DEFICIT | CHANGES | |
| 11/4 | MOREHEAD STATE | 42-14 | 29-2 | 12-8 | 18-2 | 43-17 | 50 | None | None | None |
| 11/9 | TENNESSEE | 10-40 | 12-20 | 5-15 | 4-6 | 39-19 | None | 26 | None | None |
| 11/19 | BELLARMINE | 44-30 | 18-17 | 17-3 | 5-2 | 32-4 | 34 | 3 | 1 | 1 |
| 11/22 | WINTHROP | 38-28 | 21-13 | 13-16 | 4-0 | 34-8 | 17 | 2 | 3 | 3 |
| 11/27 | vs. Indiana | 48-20 | 30-13 | 3-23 | 14-4 | 27-18 | 38 | None | 0 | 1 |
| 11/28 | vs. West Virginia | 32-30 | 14-7 | 21-10 | 7-7 | 16-3 | 9 | 11 | 7 | 6 |
| 11/29 | vs. Oklahoma | 34-22 | 9-15 | 25-7 | 2-4 | 13-22 | 5 | 10 | 5 | 6 |
| 12/3 | OLE MISS | 26-48 | 7-15 | 12-5 | 0-10 | 12-25 | 2 | 27 | 1 | 0 |
| 12/8 | DUKE* | 34-14 | 8-20 | 3-6 | 3-12 | 31-18 | 14 | 13 | 3 | 2 |
| 12/11 | UTEP | 34-38 | 17-14 | 16-7 | 10-4 | 26-22 | 8 | 7 | 13 | 10 |
| 12/14 | at Kentucky | 32-38 | 7-7 | 8-8 | 4-24 | 23-15 | 1 | 12 | 2 | 0 |
| 12/21 | at Florida State* | 24-32 | 15-10 | 5-5 | 5-7 | 28-12 | 14 | 3 | 1 | 2 |
| 12/28 | EASTERN KENTUCKY | 26-28 | 15-17 | 15-15 | 4-0 | 12-5 | 15 | 3 | 12 | 4 |
| 1/1 | NORTH CAROLINA* | 38-36 | 14-8 | 11-2 | 7-7 | 22-10 | 13 | 1 | 2 | 4 |
| 1/4 | at Virginia* | 36-18 | 10-6 | 10-5 | 4-4 | 34-2 | 20 | 1 | 2 | 5 |
| 1/7 | CLEMSON* | | | | | | | | | |
| 1/11 | at Pittsburgh* | | | | | | | | | |
| 11/14 | at Syracuse* | | | | | | | | | |
| 1/18 | VIRGINIA* | | | | | | | | | |
| 1/21 | at SMU* | | | | | | | | | |
| 1/28 | WAKE FOREST* | | | | | | | | | |
| 2/1 | at Georgia Tech* | | | | | | | | | |
| 2/5 | at Boston College* | | | | | | | | | |
| 2/8 | MIAMI* | | | | | | | | | |
| 2/12 | at NC State* | | | | | | | | | |
| 2/16 | at Notre Dame* | | | | | | | | | |
| 2/22 | FLORIDA STATE* | | | | | | | | | |
| 2/25 | at Virginia Tech* | | | | | | | | | |
| 3/1 | PITTSBURGH* | | | | | | | | | |
| 3/5 | CALIFORNIA* | | | | | | | | | |
| 3/8 | STANFORD* | | | | | | | | | |

2024-25 TEAM SUPERLATIVES

| LOUISVILLE | HIGHS | LOWS |
|-------------------------------|------------------------------|---------------------------|
| Points | 100 (Bellarmine, 11/19) | 55 (Tennessee, 11/9) |
| First-half points | 48 (Bellarmine, 11/19) | 24 (West Virginia, 11/28) |
| Second-half points | 54 (Florida State, 12/21) | 28 (Duke, 12/8) |
| Overtime points | 17 (West Virginia, 11/28) | |
| Winning margin | 48 (Morehead State, 11/4) | 2 (EKU, 12/28) |
| Field goals | 35 (Bellarmine, 11/19) | 16 (Tennessee, 11/9) |
| Field goals attempted | 71 (Morehead State, 11/4) | 51 (Duke, 12/8) |
| Field goal percentage | 56.9% (Indiana, 11/27) | 26.7% (Tennessee, 11/9) |
| 3-point field goals | 15 (Florida State, 12/21) | 5 (Ole Miss, 12/3) |
| 3-point field goals attempted | 39 (Tennessee, 11/9) | 19 (Virginia, 1/4) |
| 3-point field goal percentage | 51.7% (Florida State, 12/21) | 16.7% (Ole Miss, 12/3) |
| Free throws | 25 (2 times) | 5 (Indiana, 11/27) |
| Free throws attempted | 34 (UTEP, 12/11) | 7 (Indiana, 11/27) |
| Free throw percentage | 100.0% (Tennessee, 11/9) | 56.3% (Oklahoma, 11/29) |
| Rebounds | 49 (Morehead State, 11/4) | 26 (Tennessee, 11/9) |
| Offensive rebounds | 21 (2 times) | 5 (Florida State, 12/21) |
| Defensive rebounds | 35 (Morehead State, 11/4) | 13 (Tennessee, 11/9) |
| Personal fouls | 21 (3 times) | 10 (EKU, 12/28) |
| Assists | 23 (Indiana, 11/27) | 8 (2 times) |
| Turnovers | 15 (Tennessee, 11/9) | 5 (Morehead State, 11/4) |
| Blocked shots | 10 (Winthrop, 11/22) | 0 (Kentucky, 12/14) |
| Steals | 12 (2 times) | 2 (Ole Miss, 12/3) |

| OPPONENTS | HIGHS | LOWS |
|-------------------------------|---------------------------|------------------------------|
| Points | 93 (Kentucky, 12/14) | 45 (Morehead State, 11/4) |
| First-half points | 46 (Kentucky, 12/14) | 14 (Morehead State, 11/4) |
| Second-half points | 47 (Kentucky, 12/14) | 23 (Virginia, 1/4) |
| Overtime points | 8 (West Virginia, 11/28) | |
| Winning margin | 23 (Ole Miss, 12/3) | 5 (Oklahoma, 11/29) |
| Field goals | 34 (Ole Miss, 12/3) | 12 (Morehead State, 11/4) |
| Field goals attempted | 70 (Winthrop, 11/22) | 44 (Oklahoma, 11/29) |
| Field goal percentage | 58.2% (Kentucky, 12/14) | 23.1% (Morehead State, 11/4) |
| 3-point field goals | 11 (Kentucky, 12/14) | 3 (Morehead State, 11/4) |
| 3-point field goals attempted | 30 (Duke, 12/8) | 16 (North Carolina, 1/1) |
| 3-point field goal percentage | 52.6% (Tennessee, 11/9) | 14.3% (Morehead State, 11/4) |
| Free throws | 19 (Oklahoma, 11/29) | 5 (Virginia, 1/4) |
| Free throws attempted | 28 (Kentucky, 12/14) | 6 (Virginia, 1/4) |
| Free throw percentage | 85.7% (Duke, 12/8) | 50.0% (Winthrop, 11/22) |
| Rebounds | 45 (Morehead State, 11/4) | 23 (3 times) |
| Offensive rebounds | 22 (Indiana, 11/27) | 3 (Florida State, 12/21) |
| Defensive rebounds | 34 (Kentucky, 12/14) | 18 (Indiana, 11/27) |
| Personal fouls | 29 (2 times) | 15 (Indiana, 11/27) |
| Assists | 23 (Kentucky, 12/14) | 4 (Morehead State, 11/4) |
| Turnovers | 23 (Indiana, 11/27) | 7 (Duke, 12/8) |
| Blocked shots | 6 (West Virginia, 11/28) | 0 (Winthrop, 11/22) |
| Steals | 10 (2 times) | 1 (Morehead State, 11/4) |

2024-25 INDIVIDUAL SUPERLATIVES

LOUISVILLE HIGHS

| | |
|---|---|
| Points | 32 (Chucky Hepburn vs. West Virginia, 11/28/24) |
| Field goals | 10 (Terrence Edwards Jr. vs. Bellarmine, 11/19/24) |
| Field goals attempted | 18 (Chucky Hepburn at Kentucky, 12/14/24) |
| Field goal percentage (min. 6 att.) | .833, 5-6 (James Scott vs. Bellarmine, 11/19/24 & vs. North Carolina, 1/1/25) |
| 3-point field goals | 6 (Reyne Smith at Florida State, 12/21/24) |
| 3-point field goals attempted | 12 (Reyne Smith vs. Tennessee, 11/9/24) |
| 3-point field goal percentage (min. 4 att.) | .750, 3-4 (Terrence Edwards Jr. vs. Duke, 12/8/24) |
| Free throws | 16 (Chucky Hepburn vs. North Carolina, 1/1/24) |
| Free throws attempted | 20 (Chucky Hepburn vs. North Carolina, 1/1/24) |
| Free throw percentage (min. 6 att.) | 1.000, 6-6 (Terrence Edwards Jr. vs. Duke, 12/8/24) |
| Rebounds | 13 (2 times) |
| Assists | 10 (Chucky Hepburn vs. Indiana, 11/27/24) |
| Steals | 7 (Chucky Hepburn vs. Indiana, 11/27/24) |
| Blocked shots | 5 (James Scott vs. Winthrop, 11/22/24) |
| Turnovers | 6 (2 times) |
| Minutes | 39 (Chucky Hepburn at Kentucky, 12/14/24) |

OPPONENT HIGHS

| | |
|---|---|
| Points | 33 (Lamont Butler, Kentucky, 12/14/24) |
| Field goals | 10 (4 times) |
| Field goals attempted | 23 (Devontae Blanton, EKU, 12/28/24) |
| Field goal percentage (min. 6 att.) | 1.000, 10-10 (Lamont Butler, Kentucky, 12/14/24) |
| 3-point field goals | 6 (2 times) |
| 3-point field goals attempted | 11 (2 times) |
| 3-point field goal percentage (min. 4 att.) | 1.000, 6-6 (Lamont Butler, Kentucky, 12/14/24) |
| Free throws | 8 (Jalon Moore, Oklahoma, 11/92/24) |
| Free throws attempted | 12 (Lamont Butler, Kentucky, 12/14/24) |
| Free throw percentage (min. 6 att.) | 1.000, 6-6 (Sion James, Duke, 12/8/24) |
| Rebounds | 12 (Cooper Flagg, Duke, 12/8/24) |
| Assists | 7 (4 times) |
| Steals | 3, 2 times (Jahmai Mashack and Zakai Zeigler, Tennessee, 11/9/24) |
| Blocked shots | 3 (Tucker DeVries, West Virginia, 11/28/24) |
| Turnovers | 11 (Zakai Zeigler, Tennessee, 11/9/24) |
| Minutes | 43 (Javon Small, West Virginia, 11/28/24) |

CARDINAL SPORTS NETWORK

WLCL-FM (93.9) Louisville*
WGTK-AM (970) Louisville*
WIEL-FM (106.1) Elizabethtown
WIEL-AM (1400) Elizabethtown
WFRT-FM (103.7) Frankfort
WKYL-FM (102.1) Lexington/
Lawrenceburg
WDBZ-AM (1230) Cincinnati
WKCT-FM (104.1) Bowling Green
WKCT-AM (930) Bowling Green

WVJS-FM (100.5) Owensboro
WVJS-AM (1420) Owensboro
WKLK-FM (104.5) Manchester
WKLK-AM (1290) Manchester
WYMC-FM (93.9) Mayfield
WYMC-AM (1430) Mayfield
WXXO-FM (103.5) Berea
WEKY-FM (92.5) Richmond
WEKY-AM (1340) Richmond
WKXO-AM (1500) Richmond
* denotes flagship station

UOFL TOP INDIVIDUAL GAMES

Points

| | |
|--------------------------------------|----|
| 1. Chucky Hepburn vs. West Virginia | 32 |
| 2. Reyne Smith at Florida State | 27 |
| 3. Chucky Hepburn vs. North Carolina | 26 |
| Chucky Hepburn at Kentucky | 26 |
| Terrence Edwards Jr. vs. Bellarmine | 26 |
| 6. Terrence Edwards Jr. vs. Kentucky | 23 |
| 7. Terrence Edwards Jr. vs. UTEP | 22 |
| 8. Terrence Edwards Jr. vs. Duke | 21 |
| Kasean Pryor vs. Bellarmine | 21 |
| 10. Terrence Edwards Jr. vs. EKU | 20 |
| Reyne Smith vs. Winthrop | 20 |

Rebounds

| | |
|-------------------------------------|----|
| 1. J'Vonne Hadley vs. Oklahoma | 13 |
| J'Vonne Hadley vs. Winthrop | 13 |
| 3. Noah Waterman at Kentucky | 12 |
| J'Vonne Hadley vs. UTEP | 12 |
| Kasean Pryor vs. Morehead State | 12 |
| 6. James Scott vs. UTEP | 11 |
| Noah Waterman vs. Oklahoma | 11 |
| 8. J'Vonne Hadley vs. EKU | 10 |
| 9. Terrence Edwards Jr. at Virginia | 9 |
| James Scott at Virginia | 9 |
| J'Vonne Hadley vs. Ole Miss | 9 |
| Noah Waterman vs. Ole Miss | 9 |
| James Scott vs. Ole Miss | 9 |
| Aboubacar Traore vs. Morehead State | 9 |

Assists

| | |
|--|----|
| 1. Chucky Hepburn vs. Indiana | 10 |
| 2. Terrence Edwards Jr. at Florida State | 8 |
| Chucky Hepburn at Florida State | 8 |
| 4. Chucky Hepburn at Virginia | 7 |
| Chucky Hepburn vs. North Carolina | 7 |
| Chucky Hepburn vs. EKU | 7 |
| Chucky Hepburn vs. UTEP | 7 |
| Terrence Edwards Jr. vs. Indiana | 7 |
| 7. Chucky Hepburn at Kentucky | 5 |
| Chucky Hepburn vs. Duke | 5 |
| Chucky Hepburn vs. Bellarmine | 5 |

Blocked Shots

| | |
|-------------------------------------|---|
| 1. James Scott vs. Winthrop | 5 |
| 2. Kasean Pryor vs. West Virginia | 3 |
| Noah Waterman vs. Winthrop | 3 |
| 4. James Scott vs. North Carolina | 2 |
| J'Vonne Hadley vs. EKU | 2 |
| Kasean Pryor vs. Winthrop | 2 |
| Aboubacar Traore vs. Morehead State | 2 |

Steals

| | |
|-------------------------------------|---|
| 1. Chucky Hepburn vs. Indiana | 7 |
| 2. Chucky Hepburn vs. West Virginia | 6 |
| Chucky Hepburn vs. Tennessee | 6 |
| 4. Chucky Hepburn vs. Bellarmine | 4 |
| 5. Reyne Smith vs. North Carolina | 3 |
| J'Vonne Hadley vs. EKU | 3 |
| Chucky Hepburn vs. UTEP | 3 |
| Chucky Hepburn vs. Oklahoma | 3 |
| Kasean Pryor vs. Morehead State | 3 |

Minutes Played

| | |
|--|----|
| 1. Chucky Hepburn at Kentucky | 39 |
| 2. J'Vonne Hadley at Kentucky | 38 |
| Chucky Hepburn vs. West Virginia | 38 |
| 4. Chucky Hepburn vs. Duke | 37 |
| Reyne Smith vs. West Virginia | 37 |
| 6. J'Vonne Hadley at Virginia | 36 |
| J'Vonne Hadley vs. EKU | 36 |
| Chucky Hepburn at Florida State | 36 |
| Chucky Hepburn vs. Ole Miss | 36 |
| Chucky Hepburn vs. Oklahoma | 36 |
| Terrence Edwards Jr. vs. West Virginia | 36 |

GAME 1

Nov. 4, 2024 • Louisville 93, Morehead State 45
KFC Yum! Center • Louisville, Ky.



Official Basketball Box Score - Final
Morehead St. at Louisville
11/04/24 KFC Yum! Center, Louisville, KY
2024-25 Men's Basketball

Game Time: 7:01 PM
Game Duration: 2:07
Attendance: 12,480

Officials: Bert Smith, Kellen Milner, Connor Plann

Morehead St. - 45

Record: 0-1

| NO. Name | Min | FG M-A | 3P M-A | FT M-A | Rebounds OR DR TOT | Fouls PF RD | TP | AS | TO | ST | Blocks BS BA | +/- |
|--------------------|-------|-----------|-----------|-----------|-----------------------|----------------|----|----|----|----|-----------------|-----------|
| 13 Kenny White Jr. | 25:13 | 4-9 | 0-1 | 6-8 | 0 6 6 | 2 5 | 14 | 0 | 4 | 1 | 1 0 | -30 |
| 23 Deionte Miles | 27:08 | 2-5 | 0-0 | 2-5 | 5 6 11 | 4 4 | 6 | 2 | 2 | 0 | 0 1 | -33 |
| 0 Jalen Breazeale | 17:14 | 0-3 | 0-2 | 0-0 | 0 1 1 | 3 0 | 0 | 0 | 1 | 0 | 0 1 | -26 |
| 2 Steven Clay | 22:15 | 1-6 | 1-4 | 0-0 | 1 2 3 | 1 1 | 3 | 0 | 3 | 0 | 1 0 | -34 |
| 5 Tyler Brelsford | 28:12 | 2-11 | 1-6 | 0-0 | 1 3 4 | 2 1 | 5 | 1 | 1 | 0 | 0 3 | -39 |
| 3 Kade Rueggegger | 18:21 | 1-5 | 1-2 | 2-2 | 2 4 6 | 2 1 | 5 | 0 | 0 | 0 | 0 0 | -17 |
| 11 Trent Scott | 22:47 | 1-4 | 0-0 | 2-4 | 1 1 2 | 3 3 | 4 | 1 | 4 | 0 | 0 0 | -20 |
| 15 Khouri Canvey | 10:23 | 0-0 | 0-0 | 0-0 | 2 2 2 | 0 1 | 0 | 0 | 1 | 0 | 0 0 | -17 |
| 24 Jalen Windham | 14:47 | 1-5 | 0-4 | 4-4 | 1 2 3 | 1 3 | 6 | 0 | 1 | 0 | 0 0 | -18 |
| 12 George Marshall | 11:13 | 0-4 | 0-2 | 2-4 | 0 3 3 | 1 2 | 2 | 0 | 2 | 0 | 0 1 | -6 |
| 14 Jaden Webb | 02:29 | 0-0 | 0-0 | 0-0 | 0 1 1 | 1 0 | 0 | 0 | 1 | 0 | 1 0 | -2 |
| Team | | | | | 1 2 3 | | 0 | 1 | | | | |
| Totals | 12:52 | 3-21 | 18-27 | 12 | 33 | 45 | 20 | 21 | 45 | 4 | 21 | 1 3 6 -48 |

Technical Fouls: NONE

Louisville - 93

Record: 1-0

| NO. Name | Min | FG M-A | 3P M-A | FT M-A | Rebounds OR DR TOT | Fouls PF RD | TP | AS | TO | ST | Blocks BS BA | +/- |
|------------------------|-------|-----------|-----------|-----------|-----------------------|----------------|----|----|----|----|-----------------|------------|
| 0 James Scott | 15:25 | 6-8 | 0-1 | 0-2 | 2 3 5 | 4 1 | 12 | 2 | 0 | 2 | 1 0 | 23 |
| 25 Aboubacar Traore | 20:32 | 1-4 | 0-0 | 1-2 | 1 8 9 | 2 2 | 3 | 3 | 1 | 1 | 2 0 | 25 |
| 1 J'Vonne Hadley | 21:38 | 4-8 | 3-5 | 4-4 | 1 2 3 | 3 2 | 15 | 0 | 0 | 0 | 1 1 | 31 |
| 5 Terrence Edwards Jr. | 25:32 | 5-7 | 2-4 | 2-2 | 1 2 3 | 0 2 | 12 | 3 | 2 | 0 | 0 0 | 39 |
| 24 Chucky Hepburn | 21:24 | 1-3 | 1-2 | 5-5 | 0 1 1 | 1 3 | 8 | 4 | 1 | 0 | 0 0 | 29 |
| 6 Rayne Smith | 23:30 | 4-10 | 4-9 | 0-0 | 0 1 1 | 1 0 | 12 | 1 | 0 | 2 | 0 0 | 28 |
| 7 Kasean Pryor | 19:44 | 5-10 | 1-5 | 7-9 | 2 0 12 | 1 7 | 18 | 4 | 1 | 3 | 1 0 | 35 |
| 3 Koren Johnson | 18:37 | 2-5 | 0-2 | 0-0 | 1 1 2 | 4 0 | 4 | 3 | 0 | 2 | 0 1 | 19 |
| 93 Noah Waterman | 15:14 | 2-6 | 0-4 | 0-0 | 2 1 3 | 3 0 | 4 | 0 | 0 | 1 | 1 0 | 15 |
| 9 Khani Rooths | 07:23 | 1-4 | 0-2 | 0-2 | 2 2 4 | 1 2 | 2 | 1 | 0 | 0 | 0 0 | -4 |
| 13 Frank Anselme-Ibe | 05:45 | 1-3 | 0-1 | 0-0 | 2 1 3 | 0 0 | 2 | 0 | 0 | 0 | 0 0 | -6 |
| 4 Cole Sherman | 01:46 | 0-1 | 0-1 | 0-0 | 0 1 1 | 1 0 | 0 | 0 | 0 | 0 | 0 0 | -2 |
| 12 Patrick Antonelli | 01:46 | 0-2 | 0-0 | 0-0 | 0 0 0 | 0 0 | 0 | 0 | 0 | 0 | 1 0 | -2 |
| 33 Aidan McCool | 01:46 | 0-0 | 0-0 | 1-2 | 0 0 0 | 0 1 | 1 | 0 | 0 | 0 | 1 0 | -2 |
| Team | | | | | 0 2 0 | | 0 | 0 | | | | |
| Totals | 32:71 | 11-36 | 18-28 | 14 | 35 | 49 | 21 | 20 | 93 | 21 | 5 | 12 6 3 -48 |

Technical Fouls: NONE

| MSU | LOU |
|------------------|---|
| Biggest lead | 0 (1 st 20:00) 50 (2 nd 3:02) |
| Best Scoring Run | 3 (1 st 17:58) 11 (1 st 6:48) |
| Lead Changes | 0 |
| Times Tied | 0 |
| Time with Lead | 00:00 39:25 |

| Points from | MSU | LOU |
|---------------|-----|-----|
| Turnovers | 2 | 29 |
| Paint | 14 | 42 |
| Second Chance | 8 | 12 |
| Fast Breaks | 2 | 18 |
| Bench | 17 | 43 |

| Period by Period Scoring | 1st | 2nd | TOT |
|--------------------------|-----|-----|-----|
| MSU | 14 | 31 | 45 |
| LOU | 41 | 52 | 93 |

GAME 2

Nov. 9, 2024 • No. 12 Tennessee 77, Louisville 55
KFC Yum! Center • Louisville, Ky.



Official Basketball Box Score - Final
Tennessee at Louisville
11/09/24 KFC Yum! Center, Louisville
2024-25 Men's Basketball

Game Time: 12:01 PM
Game Duration: 2:01
Attendance: 16,976

Officials: Ron Groover, Doug Shows, Joe Lindsay

Tennessee - 77

Record: 2-0

| NO. Name | Min | FG M-A | 3P M-A | FT M-A | Rebounds OR DR TOT | Fouls PF RD | TP | AS | TO | ST | Blocks BS BA | +/- |
|--------------------|-------|-----------|-----------|-----------|-----------------------|----------------|----|----|----|----|-----------------|-----------|
| 7 Igor Milicic Jr. | 12:15 | 3-4 | 1-1 | 0-0 | 0 2 2 | 2 1 | 7 | 0 | 1 | 0 | 0 0 | 14 |
| 34 Felix Okpara | 27:22 | 4-4 | 0-0 | 2-3 | 2 4 6 | 2 3 | 10 | 0 | 2 | 0 | 1 0 | 25 |
| 2 Chaz Lanier | 28:26 | 7-15 | 3-6 | 2-2 | 1 1 2 | 3 1 | 19 | 1 | 1 | 0 | 0 0 | 14 |
| 5 Zakai Ziegler | 23:51 | 7-13 | 4-7 | 1-3 | 1 1 2 | 2 3 | 19 | 7 | 11 | 3 | 1 1 | 26 |
| 15 Jahmal Mashack | 23:16 | 1-4 | 1-2 | 0-0 | 0 7 7 | 2 0 | 3 | 0 | 2 | 3 | 0 1 | 24 |
| 11 Jordan Gainey | 26:53 | 3-5 | 1-3 | 2-2 | 1 3 4 | 3 4 | 9 | 4 | 3 | 2 | 0 0 | 2 |
| 12 Cade Phillips | 21:09 | 3-3 | 0-0 | 0-0 | 4 2 6 | 2 0 | 6 | 0 | 0 | 0 | 1 0 | 3 |
| 13 J.P. Estrella | 10:20 | 1-4 | 0-0 | 0-1 | 2 3 5 | 1 1 | 2 | 0 | 0 | 0 | 1 2 | 0 |
| 43 Cameron Carr | 06:13 | 0-0 | 0-0 | 0-0 | 2 2 0 | 0 0 | 0 | 0 | 0 | 0 | 0 0 | 4 |
| 3 Bishop Boswell | 01:15 | 1-1 | 0-0 | 0-0 | 0 0 0 | 1 0 | 2 | 0 | 0 | 0 | 0 0 | -2 |
| Team | | | | | 1 3 4 | | 0 | 0 | | | | |
| Totals | 30:53 | 10-19 | 7-11 | 12 | 28 | 40 | 18 | 13 | 77 | 12 | 20 | 8 4 4 -22 |

Technical Fouls: NONE

Louisville - 55

Record: 1-1

| NO. Name | Min | FG M/A | 3P M/A | FT M/A | Rebounds | | | Fouls PF RD | TPs | AS | TO | Blocks BS BA | Shooting by Period | | | |
|------------------------|---------|-----------|-----------|-----------|----------|----|-----|----------------|-----|----|----|-----------------|--------------------|-----|------|-------|
| | | | | | OR | DR | TOT | | | | | | 1st | FG% | 8-33 | 24-26 |
| 0 James Scott | F 20:09 | 0-0 | 0-0 | 0-0 | 1 | 3 | 4 | 2 | 1 | 0 | 1 | 2 | 1 | 0 | 0 | -1 |
| 25 Aboubacar Traore | F 16:06 | 0-2 | 0-0 | 0-0 | 1 | 0 | 1 | 1 | 0 | 0 | 0 | 1 | 0 | 0 | 0 | -7 |
| 1 J'Vonne Hadley | F 28:17 | 1-4 | 1-3 | 0-0 | 2 | 2 | 4 | 1 | 1 | 3 | 1 | 0 | 0 | 0 | 0 | -19 |
| 5 Terrence Edwards Jr. | G 20:26 | 2-12 | 0-5 | 1-1 | 0 | 1 | 1 | 1 | 2 | 5 | 0 | 0 | 0 | 2 | 22 | -2 |
| 24 Chucky Hepburn | G 27:12 | 2-7 | 1-4 | 3-3 | 3 | 4 | 7 | 2 | 5 | 8 | 4 | 6 | 0 | 1 | 8 | -8 |
| 7 Kasean Pryor | T 23:43 | 1-7 | 0-5 | 4-4 | 0 | 2 | 2 | 1 | 3 | 6 | 1 | 3 | 1 | 0 | 0 | -26 |
| 6 Rayne Smith | T 23:00 | 5-13 | 4-12 | 4-4 | 2 | 3 | 5 | 2 | 3 | 18 | 1 | 0 | 0 | 0 | 0 | -9 |
| 93 Noah Waterman | T 16:02 | 3-7 | 3-6 | 1-1 | 0 | 1 | 1 | 1 | 1 | 0 | 0 | 1 | 0 | 1 | 0 | -3 |
| 3 Koren Johnson | T 20:42 | 1-6 | 0-2 | 0-0 | 0 | 1 | 1 | 2 | 2 | 1 | 2 | 2 | 1 | 0 | 0 | -20 |
| 9 Khani Rooths | T 04:23 | 1-2 | 1-2 | 0-0 | 1 | 1 | 2 | 0 | 0 | 3 | 0 | 1 | 0 | 1 | 0 | -4 |
| Team | | | | | 1 | 0 | 1 | 0 | 0 | 0 | 2 | | | | | |
| Totals | | 16-60 | 10-39 | 13-13 | 13 | 13 | 26 | 13 | 18 | 55 | 11 | 15 | 12 | 4 | 4 | -22 |

Technical Fouls: NONE

| TEN | LOU |
|------------------|--|
| Biggest lead | 26 (2 nd 6:38) 0 (1 st 20:00) |
| Best Scoring Run | 10 (1 st 14:50) 10 (1 st 0:41) |
| Lead Changes | 0 |
| Times Tied | 0 |
| Time with Lead | 39:02 00:00 |

| Points from | TEN | LOU |
|---------------|-----|-----|
| Turnovers | 20 | 12 |
| Paint | 40 | 10 |
| Second Chance | 15 | 5 |
| Fast Breaks | 6 | 4 |
| Bench | 19 | 39 |

| Period by Period Scoring | 1st | 2nd | TOT |
|--------------------------|-----|-----|-----|
| TEN | 40 | 37 | 77 |
| LOU | 26 | 29 | 55 |

GAME 3

Nov. 19, 2024 • Louisville 100, Bellarmine 68
KFC Yum! Center • Louisville, Ky.



Official Basketball Box Score - Final
Bellarmine at Louisville
11/19/24 KFC Yum! Center, Louisville, KY
2024-25 Men's Basketball

Game Time: 7:01 PM
Game Duration: 2:14
Attendance: 12,239

Officials: Ted Valentine, Courtney Green, Dave Aubry

Bellarmine - 68

Record: 0-5

| Shooting By Period | | | | | | | | | | | | | |
|--------------------|------------------|-------|-----------|-----------|-----------|-----------------------|----------------|----|----|----|-----------------|-------|-----------|
| NO. | Name | Min | FG M-A | 3P M-A | FT M-A | Rebounds OR DR TOT | Fouls PF RD | TP | AS | TO | Blocks BS BA | +/- | |
| 42 | Curt Hopf | 26:41 | 1-3 | 0-1 | 2-4 | 2 3 5 | 1 4 | 4 | 3 | 0 | 2 | 0 -13 | |
| 2 | Tyler Doyle | 24:26 | 3-3 | 0-0 | 2-2 | 0 1 1 | 1 2 | 8 | 1 | 2 | 0 | 0 -20 | |
| 11 | Billy Smith | 29:57 | 5-12 | 3-10 | 2-2 | 0 1 1 | 3 6 | 15 | 3 | 5 | 1 | 0 -34 | |
| 24 | Dylan Branson | 25:45 | 4-9 | 0-2 | 0-0 | 0 2 2 | 4 0 | 8 | 4 | 2 | 2 | 0 -29 | |
| 33 | Ben Johnson | 35:49 | 10-21 | 6-11 | 3-5 | 0 5 5 | 2 3 | 29 | 0 | 1 | 0 | 1 -31 | |
| 12 | Myles Watkins | 15:53 | 1-3 | 0-0 | 1-2 | 1 1 2 | 1 1 | 3 | 2 | 2 | 1 | 0 -16 | |
| 8 | Kervon Goodin | 15:33 | 0-1 | 0-0 | 0-0 | 0 2 2 | 1 0 | 0 | 0 | 2 | 0 | 1 4 | |
| 4 | Desmond McKinney | 12:18 | 0-0 | 0-0 | 0-0 | 1 3 4 | 4 1 | 0 | 2 | 0 | 0 | 0 -6 | |
| 1 | Landin Hackler | 07:49 | 0-0 | 0-0 | 1-2 | 0 0 0 | 1 1 | 1 | 0 | 0 | 0 | 0 -10 | |
| 10 | Grant Whitaker | 02:52 | 0-0 | 0-0 | 0-0 | 0 0 0 | 0 0 | 0 | 0 | 0 | 0 | 0 -8 | |
| 0 | AJ Lux | 01:13 | 0-1 | 0-1 | 0-0 | 0 0 0 | 0 0 | 0 | 0 | 0 | 0 | 0 2 | |
| 15 | Luke Anderson | 00:52 | 0-0 | 0-0 | 0-0 | 0 0 0 | 0 0 | 0 | 0 | 0 | 0 | 0 0 | |
| 23 | Zach Reed | 00:52 | 0-0 | 0-0 | 0-0 | 0 0 0 | 0 0 | 0 | 0 | 0 | 0 | 0 1 | |
| Team | | | | | | 0 1 1 | | 0 | 2 | | | | |
| Totals | | 24:53 | 9-25 | 11-17 | 4 | 19 | 23 | 21 | 19 | 68 | 15 | 16 | 5 2 2 -32 |

Technical Fouls: NONE

Louisville - 100

Record: 2-1

| Shooting By Period | | | | | | | | | | | | |
|------------------------|-------|-----------|-----------|-----------|-----------------------|----------------|----|-----|----|----|-----------------|-----|
| 1st FG: 18-30 60.0% | | | | | | | | | | | | |
| 2nd FG: 17-47 36.2% | | | | | | | | | | | | |
| 3rd FG: 17-34 50.0% | | | | | | | | | | | | |
| 4th FG: 13-19 68.4% | | | | | | | | | | | | |
| 5th FG: 5-5 100% | | | | | | | | | | | | |
| 6th FG: 35-54 64.8% | | | | | | | | | | | | |
| 7th FG: 15-24 62.5% | | | | | | | | | | | | |
| Dead Ball Fouls: 0.0% | | | | | | | | | | | | |
| NO. Name | Min | FG M-A | 3P M-A | FT M-A | Rebounds OR DR TOT | Fouls PF RD | TP | AS | TO | ST | Blocks BS BA | +/- |
| 0 James Scott | 20:17 | 5-6 | 0-0 | 0-1 | 1 7 8 | 3 1 | 10 | 2 | 1 | 0 | 0 1 | 10 |
| 93 Noah Waterman | 23:21 | 2-6 | 2-6 | 0-2 | 0 1 1 | 1 3 | 1 | 6 | 0 | 0 | 0 0 | 19 |
| 1 J'Vonne Hadley | 26:48 | 3-5 | 0-1 | 4-4 | 3 2 5 | 2 3 | 10 | 2 | 0 | 0 | 0 0 | 27 |
| 5 Terrence Edwards Jr. | 26:08 | 10-14 | 4-7 | 2-2 | 1 3 4 | 2 1 | 26 | 3 | 2 | 0 | 0 1 | 33 |
| 24 Chucky Hepburn | 26:26 | 6-11 | 1-6 | 3-3 | 1 1 2 | 2 4 | 16 | 5 | 2 | 4 | 0 0 | 14 |
| 6 Rayne Smith | 25:48 | 3-8 | 3-8 | 0-0 | 1 5 6 | 1 2 | 9 | 1 | 0 | 1 | 0 0 | 37 |
| 7 Kasean Pryor | 22:42 | 5-12 | 2-6 | 9-10 | 2 5 7 | 2 6 | 21 | 0 | 1 | 1 | 0 29 | |
| 9 Khani Rooths | 17:06 | 1-2 | 0-1 | 0-2 | 1 2 3 | 1 2 | 2 | 1 | 1 | 1 | 0 7 | |
| 13 Frank Anselme-Ibe | 06:32 | 0-0 | 0-0 | 0-0 | 0 1 1 | 2 0 | 0 | 0 | 1 | 0 | 0 1 | |
| 4 Cole Sherman | 01:13 | 0-0 | 0-0 | 0-0 | 0 0 0 | 0 0 | 0 | 0 | 0 | 0 | 0 -2 | |
| 12 Patrick Antonelli | 01:13 | 0-0 | 0-0 | 0-0 | 0 0 0 | 0 0 | 0 | 0 | 0 | 0 | 0 -2 | |
| 33 Aidan McCool | 01:13 | 0-0 | 0-0 | 0-0 | 0 0 0 | 0 0 | 0 | 0 | 0 | 0 | 0 -2 | |
| 55 Spencer Legg | 01:13 | 0-0 | 0-0 | 0-0 | 0 0 0 | 0 0 | 0 | 0 | 0 | 0 | 0 -2 | |
| Team | | | | | 0 0 0 | | 0 | 1 | | | | |
| Totals | 35:44 | 12-35 | 18-24 | 10-27 | 37 | 19 | 20 | 100 | 15 | 9 | 7 2 3 | -32 |

GAME 5

Nov. 27, 2024 • Louisville 89, No. 14/15 Indiana 61
Imperial Arena • Paradise Island, Bahamas



Official Basketball Box Score - Final
Indiana at Louisville
11/27/24 Atlanta Resort, Paradise Island
2024 Bad Boy Mowers Battle 4 Atlanta

Game Time: 12:00 PM
Game Duration: 1:59
Attendance: 1,594

Officials: Mike Roberts, Bret Smith, Cha Mado

Indiana - 61

| NO. | Name | Min | FG | 3P | FT | Rebounds | Fouls | TP | AS | TO | ST | Blocks | +/- | | | | | |
|--------|------------------|---------|-------|------|-------|----------|-------|----|----|----|----|--------|-----|---|---|---|-----|--|
| | | | MA | MA | MA | OR | DR | TP | | | | BS | | | | | | |
| 5 | Malik Reneau | F 32:32 | 7-12 | 2-3 | 5-6 | 3 | 4 | 7 | 0 | 5 | 21 | 4 | 3 | 2 | 1 | 0 | -32 | |
| 21 | Mackenzie Mgbako | F 28:48 | 2-7 | 2-4 | 2-2 | 3 | 3 | 6 | 0 | 2 | 8 | 2 | 1 | 0 | 0 | 0 | -33 | |
| 11 | Oumar Ballo | C 30:55 | 5-8 | 0-0 | 1-3 | 4 | 2 | 6 | 1 | 4 | 11 | 2 | 4 | 1 | 1 | 0 | -26 | |
| 1 | Myles Rice | G 24:43 | 1-11 | 1-2 | 0-0 | 1 | 1 | 2 | 2 | 1 | 3 | 1 | 3 | 1 | 0 | 1 | -20 | |
| 9 | Kanaan Carlyle | G 13:49 | 0-2 | 0-2 | 0-2 | 0 | 1 | 1 | 3 | 3 | 0 | 1 | 4 | 1 | 0 | 0 | -17 | |
| 8 | Bryson Tucker | 17:42 | 2-9 | 0-1 | 0-0 | 3 | 1 | 4 | 2 | 0 | 4 | 0 | 2 | 1 | 0 | 0 | -4 | |
| 32 | Trey Galloway | 20:25 | 0-2 | 0-0 | 0-0 | 0 | 1 | 1 | 1 | 0 | 0 | 0 | 2 | 0 | 0 | 0 | -22 | |
| 10 | Luke Goode | 16:41 | 2-6 | 1-5 | 2-2 | 0 | 1 | 1 | 3 | 0 | 7 | 1 | 3 | 0 | 0 | 1 | -8 | |
| 2 | Gabe Cupps | 06:26 | 0-3 | 0-2 | 0-0 | 0 | 0 | 0 | 2 | 0 | 0 | 1 | 0 | 1 | 0 | 0 | 6 | |
| 3 | Anthony Leal | 03:59 | 2-2 | 1-1 | 0-0 | 0 | 0 | 0 | 1 | 0 | 5 | 0 | 1 | 1 | 0 | 0 | -4 | |
| 12 | Langdon Hatton | 03:51 | 0-1 | 0-0 | 2-2 | 1 | 0 | 1 | 0 | 1 | 2 | 0 | 0 | 0 | 0 | 0 | -4 | |
| Team | | | 7 | | 4 | | 11 | | 0 | | 0 | | 0 | | 0 | | 0 | |
| Totals | | | 21-63 | 7-20 | 12-17 | 22 | 18 | 40 | 15 | 16 | 61 | 12 | 23 | 8 | 3 | 1 | -28 | |

Technical Fouls:Goode 2nd 1:31

Louisville - 89

| NO. | Name | Min | FG | 3P | FT | Rebounds | Fouls | TP | AS | TO | ST | Blocks | +/- | |
|--------|----------------------|---------|-------|-------|-----|-----------|-------|----|----|----|----|--------|-----|----|
| | | | MA | MA | MA | OR DR TOT | PF D | | | | | BS BA | | |
| 7 | Kasean Pryor | F 26:37 | 7-13 | 0-3 | 0-0 | 2 5 7 | 3 0 | 14 | 0 | 1 | 2 | 0 | 1 | 20 |
| 93 | Noah Waterman | F 29:07 | 6-12 | 4-8 | 0-0 | 0 3 3 | 3 3 | 16 | 1 | 0 | 1 | 0 | 1 | 27 |
| 1 | J'Vonne Hadley | G 29:03 | 4-5 | 0-0 | 0-1 | 0 8 8 | 2 2 | 8 | 3 | 3 | 0 | 0 | 1 | 27 |
| 5 | Terrence Edwards Jr. | G 24:01 | 3-6 | 0-3 | 2-2 | 1 0 1 | 2 3 | 8 | 7 | 3 | 0 | 0 | 0 | 21 |
| 24 | Chucky Hepburn | G 29:07 | 7-10 | 2-4 | 0-0 | 0 1 1 | 1 4 | 16 | 10 | 4 | 7 | 0 | 0 | 33 |
| 0 | James Scott | 15:24 | 4-4 | 0-0 | 0-0 | 0 0 0 | 2 1 | 8 | 2 | 1 | 2 | 1 | 0 | 15 |
| 6 | Reyne Smith | 23:11 | 4-9 | 4-9 | 0-0 | 0 3 3 | 2 2 | 12 | 0 | 0 | 1 | 0 | 0 | 13 |
| 9 | Khani Rooths | 11:10 | 2-3 | 0-0 | 0-0 | 3 1 4 | 1 0 | 4 | 0 | 1 | 1 | 0 | 0 | 11 |
| 13 | Frank Anselm-Ibe | 05:51 | 0-2 | 0-0 | 0-0 | 2 2 1 | 1 0 | 0 | 0 | 0 | 0 | 0 | 0 | -4 |
| 12 | Patrick Antonelli | 01:55 | 0-0 | 0-0 | 3-4 | 0 0 0 | 0 1 | 3 | 0 | 2 | 1 | 0 | 0 | -5 |
| 4 | Cole Sherman | 01:31 | 0-0 | 0-0 | 0-0 | 0 0 0 | 0 0 | 0 | 0 | 0 | 0 | 0 | 0 | -6 |
| 33 | Aidan McCool | 01:31 | 0-0 | 0-0 | 0-0 | 0 0 0 | 0 0 | 0 | 0 | 0 | 0 | 0 | 0 | -6 |
| 55 | Spencer Legg | 01:31 | 0-1 | 0-0 | 0-0 | 0 0 0 | 0 0 | 0 | 0 | 0 | 0 | 0 | 0 | -6 |
| Team | | | | | | 3 3 6 | 0 0 | 0 | 0 | 0 | 0 | 0 | 0 | |
| Totals | | | 37-65 | 10-27 | 5-7 | 11 24 35 | 17 14 | 89 | 23 | 15 | 15 | 1 | 3 | 28 |

Technical Fouls:Hadley 2nd 7:08

| | | IND | | Points from | IND | LOU | Period by Period Scoring | | | |
|------------------|---------------------------|-----------------|------------------------|-------------|---------------|-----|--------------------------|-----------------|-----------------|-----|
| | | 1 st | 2 nd | | Turnovers | 13 | 30 | 1 st | 2 nd | TOT |
| Biggest lead | 0 (1 st 20:00) | 38 | (2 nd 7:08) | | Paint | 20 | 48 | | | |
| Best Scoring Run | 7 (2 nd 0:02) | 16 | (2 nd 7:08) | | Second Chance | 23 | 3 | | | |
| Lead Changes | 0 | | | | Fast Breaks | 4 | 14 | | | |
| Times Tied | 1 | | | | Bench | 18 | 27 | | | |
| Time with Lead | 00:00 | 39:18 | | | | | | | | |

GAME 6

Nov. 28, 2024 • Louisville 79, West Virginia 70 OT
Imperial Arena • Paradise Island, Bahamas



Official Basketball Box Score - Final
West Virginia at Louisville
11/28/24 Atlanta Resort, Paradise Island
2024 Bad Boy Mowers Battle 4 Atlanta

Game Time: 12:00 PM
Game Duration: 2:28
Attendance: 767

Officials: Tony Padilla, Jeb Harness, Chris Pacci

West Virginia - 70

| NO. | Name | Min | FG | | 3P | | FT | Rebounds | | Fouls | TP | AS | TO | Blocks | | +/- |
|-----------------------|-----------------|---------|-----------------|-----|------|-------|-------|----------|----|-------|----|----|----|--------|----|-----|
| | | | MA | FA | MA | FA | | OR | DR | | | | | OT | TD | |
| Shooting By Period | | | | | | | | | | | | | | | | |
| | | | 1st | FG | 3P | 12-30 | 40.0% | | | | | | | | | |
| 13 | Amari Hansberry | F 35:59 | 5-11 | 2-7 | 7-8 | 3 | 2 | 5 | 3 | 5 | 19 | 1 | 2 | 0 | 1 | 0 |
| 5 | Toby Okani | G 35:52 | 6-9 | 0-1 | 0-1 | 2 | 2 | 4 | 2 | 1 | 12 | 1 | 2 | 0 | 1 | -3 |
| 7 | Javon Small | G 42:56 | 10-19 | 4-9 | 2-3 | 0 | 7 | 7 | 3 | 4 | 26 | 7 | 4 | 4 | 0 | -9 |
| 10 | Senecio Harris | G 27:22 | 1-6 | 0-3 | 0-0 | 0 | 2 | 2 | 5 | 2 | 2 | 0 | 2 | 1 | 0 | -5 |
| 12 | Tucker DeVries | G 32:17 | 3-9 | 2-4 | 0-0 | 0 | 3 | 3 | 5 | 1 | 8 | 1 | 1 | 0 | 3 | -6 |
| 8 | Eduardo Andre | 11:01 | 0-1 | 0-0 | 0-0 | 0 | 2 | 2 | 3 | 0 | 0 | 0 | 0 | 0 | 0 | -10 |
| 3 | KJ Tenner | 07:50 | 0-1 | 0-0 | 0-0 | 0 | 0 | 0 | 0 | 3 | 2 | 0 | 1 | 0 | 0 | -5 |
| 11 | Jonathan Powell | 28:43 | 1-2 | 1-2 | 0-0 | 0 | 2 | 2 | 1 | 0 | 3 | 0 | 0 | 0 | 0 | -16 |
| 1 | Joseph Yesulu | 04:50 | 0-1 | 0-0 | 0-0 | 0 | 1 | 1 | 1 | 4 | 0 | 1 | 2 | 0 | 0 | -4 |
| Team | | | | | 4 | | 8 | | 0 | | 2 | | 0 | | 0 | |
| Totals | | | 26-59 | | 9-26 | | 9-12 | | 9 | | 25 | | 34 | | 29 | |
| Technical Fouls:NONE | | | | | | | | | | | | | | | | |
| Dead Ball Rebounds: 0 | | | | | | | | | | | | | | | | |
| Louisville - 79 | | | Record: 5-1 | | | | | | | | | | | | | |
| | | | 3PT% 9-26 34.6% | | | | | | | | | | | | | |
| | | | FT% 9-12 75.0% | | | | | | | | | | | | | |

Technical Fouls:NONE

Louisville - 79

| NO. | Name | Min | FG | | 3P | | FT | | Rebounds | | Fouls | TP | AS | TO | ST | Blocks | | +/- | Shooting By Period |
|--------|----------------------|-------|-------|------|------|-------|-------|----|----------|----|-------|----|----|----|----|--------|-----|-----|--------------------|
| | | | MA | FA | MA | FA | OR | DR | TO | BS | | | | | | BA | 1st | | |
| 7 | Kasean Pryor | F | 34:58 | 4-11 | 1-5 | 4-4 | 2 | 6 | 8 | 2 | 3 | 13 | 2 | 3 | 1 | 3 | 1 | 14 | 3PT% 3-15 20.0% |
| 93 | Noah Waterman | F | 26:28 | 1-7 | 0-6 | 0-1 | 1 | 4 | 5 | 3 | 2 | 2 | 1 | 3 | 0 | 0 | 2 | -6 | 3PT% 3-4 75.0% |
| 1 | J'Vonne Hadley | F | 28:30 | 2-5 | 0-1 | 2-3 | 1 | 4 | 5 | 5 | 3 | 6 | 3 | 1 | 0 | 0 | 1 | 6 | 3PT% 0-1 0.0% |
| 5 | Terrence Edwards Jr. | G | 35:46 | 4-9 | 0-1 | 2-2 | 4 | 3 | 7 | 0 | 3 | 10 | 1 | 2 | 0 | 2 | 1 | 16 | 3PT% 3-10 30.0% |
| 24 | Chucky Hepburn | G | 38:27 | 8-12 | 2-5 | 14-17 | 0 | 3 | 3 | 3 | 13 | 32 | 2 | 2 | 6 | 0 | 0 | 7 | 3PT% 13-16 81.3% |
| 0 | James Scott | 15:16 | 0-1 | 0-0 | 1-4 | 1 | 3 | 4 | 1 | 2 | 1 | 0 | 1 | 0 | 1 | 0 | 0 | -4 | OTFG% 0-1 0.0% |
| 6 | Reyne Smith | 37:19 | 5-12 | 4-10 | 1-2 | 1 | 2 | 3 | 1 | 3 | 15 | 0 | 1 | 0 | 0 | 0 | 0 | 17 | 3PT% 1-3 33.3% |
| 9 | Khani Rooths | 08:14 | 0-0 | 0-0 | 0-0 | 2 | 1 | 3 | 0 | 0 | 0 | 0 | 1 | 0 | 0 | 0 | 0 | -5 | 3PT% 0-0 0.0% |
| Team | | | 2 | | 1 | | 3 | | 0 | | 2 | | 0 | | 2 | | 0 | | GM FG% 24-57 42.1% |
| Totals | | | 24-57 | | 7-28 | | 24-33 | | 14 | | 27 | | 41 | | 15 | | 29 | | 3PT% 7-28 25.0% |

Technical Fouls:NONE

Dead Ball Rebounds: 3-0

| | WVU | LOU | Points from | WVU | LOU | Period by Period Scoring | | | | |
|------------------|---------------------------|--------------------------|---------------|-----|-----|--------------------------|-----|-----|-----|-----|
| Biggest lead | 11 (1 st 1:49) | 9 (1 st 0:07) | Turnovers | 7 | 14 | | 1st | 2nd | OT1 | TOT |
| Best Scoring Run | 8 (1 st 2:29) | 9 (2 nd 7:24) | Paint | 30 | 32 | WVU | 28 | 34 | 8 | 70 |
| Lead Changes | 7 | | Second Chance | 10 | 21 | | | | | |
| Times Tied | 6 | | Fast Breaks | 7 | 7 | LOU | 24 | 38 | 17 | 79 |
| Time with Lead | 25:52 | 13:48 | Bench | 3 | 16 | | | | | |

GAME 7

Nov. 29, 2024 • Oklahoma 69, Louisville 64
Imperial Arena • Paradise Island, Bahamas



Official Basketball Box Score - Final
Oklahoma at Louisville
11/29/24 Atlanta Resort, Paradise Island
2024 Bad Boy Mowers Battle 4 Atlanta - Championship Game

Game Time: 5:30 PM
Game Duration: 2:12
Attendance: 1,866

Officials: Mike Roberts, Tony Padilla, Jeb Harness

Oklahoma - 69

| Team - 02 | | | | | | | | | | | | | | | | | |
|---------------------------------|---------------------|---------|-------|------|-------|----------|-------|----|----|----|----|--------|----|-----|---|---|----|
| NO. | Name | Min | FG | 3P | FT | Rebounds | Fouls | TP | AS | TO | ST | Blocks | BS | +/- | | | |
| | | | MA | MA | MA | OR | DR | OT | | | | | | | | | |
| 10 | Sam Godwin | F 20:25 | 1-2 | 0-0 | 2-4 | 1 | 2 | 3 | 3 | 2 | 4 | 2 | 2 | 1 | 0 | 0 | 2 |
| 14 | Jalon Moore | F 35:30 | 7-13 | 2-3 | 8-9 | 1 | 6 | 7 | 16 | 24 | 0 | 2 | 1 | 0 | 0 | 0 | 0 |
| 0 | Jeremiah Fears | G 24:00 | 3-8 | 1-3 | 3-4 | 0 | 1 | 1 | 3 | 4 | 10 | 4 | 0 | 0 | 0 | 0 | 1 |
| 1 | Kobe Elvis | G 35:57 | 2-7 | 0-3 | 0-0 | 0 | 2 | 2 | 2 | 4 | 7 | 0 | 2 | 0 | 0 | 0 | 0 |
| 15 | Duke Miles | G 11:59 | 1-2 | 1-2 | 2-2 | 0 | 1 | 1 | 4 | 1 | 5 | 1 | 1 | 0 | 0 | 0 | 0 |
| 5 | Glen Taylor Jr. | 30:53 | 4-6 | 1-3 | 3-4 | 1 | 2 | 3 | 1 | 3 | 12 | 0 | 1 | 1 | 1 | 0 | 13 |
| 2 | Brycen Goodine | 19:01 | 2-3 | 2-2 | 1-2 | 0 | 1 | 1 | 2 | 2 | 7 | 0 | 0 | 0 | 0 | 0 | 8 |
| 45 | Luke Northwest | 16:41 | 1-1 | 1-1 | 0-0 | 0 | 3 | 3 | 0 | 0 | 0 | 0 | 0 | 0 | 0 | 0 | 0 |
| 7 | Dayton Forsythe | 03:34 | 0-1 | 0-0 | 0-0 | 0 | 0 | 0 | 0 | 0 | 0 | 0 | 0 | 0 | 0 | 0 | 0 |
| 24 | Jacobi Fredson-Cole | 02:00 | 0-1 | 0-0 | 0-0 | 0 | 0 | 0 | 0 | 0 | 0 | 0 | 0 | 0 | 0 | 1 | 0 |
| Team | | | | | | 1 | | 2 | 0 | | 0 | | | | | | |
| Totals | | | 21:44 | 8-17 | 19:25 | 4 | 19 | 23 | 17 | 18 | 69 | 14 | 10 | 9 | 1 | 2 | 5 |
| Technical Fouls: Miles 1st 19th | | | | | | | | | | | | | | | | | |

GAME 9

Dec. 8, 2024 • No. 9 Duke 76, Louisville 65
KFC Yum! Center • Louisville, Ky.



Official Basketball Box Score - Final
Duke at Louisville
12/08/24 KFC Yum! Center, Louisville
2024-25 Men's Basketball

Game Time: 6:02 PM
Game Duration: 2:03
Attendance: 15,312

Officials: Roger Ayers, Bert Smith, Pat Driscoll

| Duke - 76 | | | | | | | | | | | | |
|--------------------|-------|------|-------|------|-----------|-------|----|----|----|----|--------|------|
| Record: 7-2 (1-0) | | | | | | | | | | | | |
| NO. Name | Min | FG | 3P | FT | Rebounds | Fouls | TP | AS | TO | ST | Blocks | ++ |
| | | M-A | M-A | M-A | OR DR TOT | PF | FF | FD | | | BS BA | |
| 2 Cooper Flagg | 28:09 | 6-17 | 1-3 | 3-3 | 3 9 12 | 5 4 | 20 | 1 | 0 | 1 | 1 | 0 6 |
| 9 Khannan Malachuk | 10:39 | 1-1 | 0-0 | 0-0 | 2 0 2 | 0 0 | 2 | 0 | 0 | 0 | 0 | -13 |
| 5 Tyrese Proctor | 36:27 | 6-13 | 1-6 | 0-0 | 0 2 2 | 3 2 | 13 | 1 | 1 | 0 | 0 | 18 |
| 7 Kon Knueppel | 29:50 | 4-12 | 2-9 | 2-2 | 0 1 1 | 2 2 | 12 | 5 | 1 | 0 | 0 | 1 7 |
| 14 Son James | 25:28 | 2-5 | 1-2 | 6-6 | 0 3 3 | 1 3 | 11 | 2 | 2 | 1 | 1 | 0 7 |
| 1 Caleb Foster | 13:29 | 3-7 | 2-6 | 1-2 | 1 1 2 | 3 2 | 9 | 1 | 0 | 1 | 0 | -7 |
| 6 Malik Brown | 29:21 | 3-3 | 0-0 | 0-1 | 3 8 11 | 0 3 | 6 | 2 | 1 | 3 | 1 | 0 24 |
| 3 Isaiah Evans | 10:20 | 0-2 | 0-2 | 0-0 | 0 0 0 | 2 0 | 0 | 1 | 0 | 0 | 0 | 3 |
| 18 Mason Gillis | 16:17 | 1-2 | 1-2 | 0-0 | 0 2 2 | 2 0 | 3 | 1 | 0 | 1 | 0 | 0 10 |
| Team | | | | | 0 0 0 | | 0 | 2 | | | | |
| Totals | 28:52 | 6-30 | 12-14 | 9 26 | 35 | 18 16 | 76 | 14 | 7 | 3 | 1 | 11 |

| Shooting By Period | | |
|--------------------|------|-------------|
| 1 st | FG% | 12-33 36.4% |
| | 3PT% | 5-18 27.8% |
| | FT% | 4-5 80% |
| 2 nd | FG% | 16-29 55.2% |
| | 3PT% | 3-12 25.0% |
| | FT% | 8-9 88.9% |
| GM | FG% | 28-62 45.2% |
| | 3PT% | 8-30 26.7% |
| | FT% | 12-14 85.7% |

Dead Ball Rebounds: 1.0

| Louisville - 65 | | | | | | | | | | | | |
|------------------------|-------|-------|-------|------|-----------|-------|----|----|----|----|--------|-------|
| Record: 5-4 (0-1) | | | | | | | | | | | | |
| NO. Name | Min | FG | 3P | FT | Rebounds | Fouls | TP | AS | TO | ST | Blocks | ++ |
| | | M-A | M-A | M-A | OR DR TOT | PF | FF | FD | | | BS BA | |
| 0 James Scott | 25:54 | 2-2 | 0-0 | 1-3 | 5 3 8 | 4 2 | 5 | 1 | 1 | 0 | 0 | -3 |
| 93 Noah Waterman | 22:09 | 0-3 | 0-2 | 1-2 | 2 2 4 | 3 1 | 1 | 0 | 4 | 0 | 1 | 1 4 |
| 1 J'Vonne Hadley | 33:10 | 3-8 | 1-5 | 0-0 | 1 7 8 | 3 0 | 7 | 3 | 2 | 0 | 0 | -12 |
| 6 Reyne Smith | 32:58 | 4-11 | 3-9 | 2-2 | 0 3 3 | 1 2 | 13 | 0 | 0 | 0 | 0 | -8 |
| 24 Chucky Hepburn | 37:09 | 2-11 | 2-7 | 2-2 | 0 3 3 | 3 2 | 8 | 5 | 4 | 1 | 0 | -12 |
| 9 Khani Rooths | 17:38 | 2-4 | 2-4 | 4-6 | 0 6 6 | 0 5 | 10 | 0 | 1 | 0 | 0 | -11 |
| 5 Terrence Edwards Jr. | 30:34 | 6-12 | 3-4 | 6-6 | 0 2 2 | 2 6 | 21 | 1 | 3 | 2 | 0 | -13 |
| Team | | | | | 0 0 0 | | 0 | 1 | | | | |
| Totals | 19:51 | 11-31 | 16-21 | 8 26 | 34 | 16 18 | 65 | 10 | 15 | 4 | 1 | 3 -11 |

| Shooting By Period | | | |
|--------------------|------|-------|-------|
| 1 st | FG% | 11-25 | 44.0% |
| | 3PT% | 8-16 | 50.0% |
| | FT% | 7-8 | 87.5% |
| 2 nd | FG% | 8-26 | 30.8% |
| | 3PT% | 3-15 | 20.0% |
| | FT% | 9-13 | 69.2% |
| GM | FG% | 19-51 | 37.3% |
| | 3PT% | 11-31 | 35.5% |
| | FT% | 16-21 | 76.2% |

Dead Ball Rebounds: 3.0

| | | DUK | LOU | | | Period by Period Scoring | | | |
|------------------|---------------------------|---------------------------|-----------------------|----|----|--------------------------|-----|-----|-----|
| Biggest lead | 13 (2 nd 0:47) | 14 (1 st 8:36) | Points from Turnovers | 20 | 14 | | 1st | 2nd | TOT |
| Best Scoring Run | 11 (2 nd 5:42) | 8 (1 st 16:45) | Paint | 34 | 18 | | | | |
| Lead Changes | 3 | | Second Chance | 6 | 3 | DUK | 33 | 43 | 76 |
| Times Tied | 2 | | Fast Breaks | 12 | 3 | | | | |
| Time with Lead | 08:59 | 29:35 | Bench | 18 | 31 | LOU | 37 | 28 | 65 |

| Points from | | | | | | | | | | | | | | | | | | | | |
|--------------------------|--|-----|-----|-----|--|--|--|--|--|--|--|--|--|--|--|--|--|--|--|--|
| | | DUK | LOU | | | | | | | | | | | | | | | | | |
| | | 20 | 8 | | | | | | | | | | | | | | | | | |
| Period by Period Scoring | | | | | | | | | | | | | | | | | | | | |
| | | 1st | 2nd | TOT | | | | | | | | | | | | | | | | |
| | | 33 | 43 | 76 | | | | | | | | | | | | | | | | |
| Turnovers | | | | | | | | | | | | | | | | | | | | |
| | | 34 | 14 | | | | | | | | | | | | | | | | | |
| Paint | | | | | | | | | | | | | | | | | | | | |
| | | 6 | 3 | | | | | | | | | | | | | | | | | |
| Second Chance | | | | | | | | | | | | | | | | | | | | |
| | | 12 | 3 | | | | | | | | | | | | | | | | | |
| Fast Breaks | | | | | | | | | | | | | | | | | | | | |
| | | 12 | 3 | | | | | | | | | | | | | | | | | |
| Bench | | | | | | | | | | | | | | | | | | | | |
| | | 18 | 31 | | | | | | | | | | | | | | | | | |

GAME 10

Dec. 11, 2024 • Louisville 77, UTEP 74
KFC Yum! Center • Louisville, Ky.



Official Basketball Box Score - Final
UTEP at Louisville
12/11/24 KFC Yum! Center, Louisville
2024-25 Men's Basketball

Game Time: 7:01 PM
Game Duration: 2:06
Attendance: 11,558

Officials: Bill Covington Jr., Tony Radia, Clarence Armstrong

| UTEP - 74 | | | | | | | | | | | | |
|---------------------|-------|------|------|------|-----------|-------|----|----|----|----|--------|------|
| Record: 6-3 | | | | | | | | | | | | |
| NO. Name | Min | FG | 3P | FT | Rebounds | Fouls | TP | AS | TO | ST | Blocks | ++ |
| | | M-A | M-A | M-A | OR DR TOT | PF | FF | FD | | | BS BA | |
| 23 Otis Frazier III | 25:02 | 3-6 | 1-3 | 0-1 | 2 4 6 | 3 2 | 7 | 1 | 2 | 1 | 0 | -6 |
| 4 Kevin Kalu | 28:49 | 3-6 | 0-0 | 0-0 | 2 7 9 | 2 1 | 6 | 0 | 0 | 0 | 1 | 1 3 |
| 4 Corey Camper Jr. | 38:31 | 7-13 | 2-3 | 3-3 | 0 3 3 | 4 3 | 19 | 3 | 2 | 0 | 0 | -3 |
| 5 David Terrell Jr. | 27:41 | 2-4 | 0-1 | 0-0 | 0 1 1 | 4 1 | 4 | 1 | 1 | 0 | 0 | 0 1 |
| 13 Devon Barnes | 29:19 | 6-10 | 1-4 | 3-5 | 0 2 2 | 5 4 | 16 | 2 | 5 | 3 | 0 | -19 |
| 12 Ahamad Synum | 16:32 | 5-10 | 4-5 | 0-0 | 0 2 2 | 2 0 | 14 | 1 | 2 | 0 | 0 | 1 16 |
| 32 Derrick Hamilton | 10:11 | 1-2 | 0-0 | 1-2 | 1 1 2 | 2 2 | 3 | 0 | 3 | 1 | 0 | -6 |
| 33 Elijah Jones | 09:03 | 1-1 | 1-1 | 0-0 | 0 2 2 | 2 0 | 3 | 0 | 2 | 0 | 0 | 0 3 |
| 11 Trey Horton | 04:45 | 0-1 | 0-1 | 0-0 | 0 0 0 | 0 1 | 0 | 0 | 0 | 0 | 0 | -2 |
| 1 KJ Thomas | 10:07 | 1-4 | 0-2 | 0-0 | 0 0 0 | 2 0 | 2 | 1 | 0 | 0 | 0 | -4 |
| Team | | | | | 2 0 2 | | 0 | | | | | |
| Totals | 29:57 | 9-20 | 7-11 | 7 22 | 29 | 27 13 | 74 | 9 | 15 | 7 | 1 | 2 -3 |

| Shooting By Period | | |
|-------------------------|-------|-------|
| 1 st FG% | 15-32 | 46.9% |
| 3PT% | 5-12 | 41.7% |
| FT% | 1-2 | 50% |
| 2 nd FG% | 14-25 | 56.0% |
| 3PT% | 4-8 | 50.0% |
| FT% | 6-9 | 66.7% |
| GMFG% | 29-57 | 50.9% |
| 3PT% | 9-20 | 45.0% |
| FT% | 7-11 | 63.6% |
| Dead Ball Rebounds: 1.1 | | |

| Louisville - 77 | | | | | | | | | | | | |
|------------------------|-------|------|-------|-------|-----------|-------|----|----|----|----|--------|------|
| Record: 6-4 | | | | | | | | | | | | |
| NO. Name | Min | FG | 3P | FT | Rebounds | Fouls | TP | AS | TO | ST | Blocks | ++ |
| | | M-A | M-A | M-A | OR DR TOT | PF | FF | FD | | | BS BA | |
| 0 James Scott | 29:10 | 4-5 | 0-1 | 3-4 | 5 6 11 | 3 3 | 11 | 1 | 1 | 1 | 0 | 0 8 |
| 93 Noah Waterman | 19:53 | 2-9 | 1-7 | 2-5 | 1 2 3 | 2 5 | 7 | 0 | 1 | 1 | 0 | -7 |
| 1 J'Vonne Hadley | 34:42 | 5-10 | 0-3 | 3-5 | 6 6 12 | 2 3 | 13 | 3 | 2 | 0 | 1 | 0 3 |
| 6 Reyne Smith | 33:38 | 2-8 | 0-2 | 0 3 | 2 3 8 | 0 | 0 | 0 | 0 | 0 | 0 | 0 1 |
| 24 Chucky Hepburn | 35:17 | 2-7 | 1-4 | 7-8 | 1 4 5 | 2 6 | 12 | 2 | 2 | 3 | 0 | 1 15 |
| 5 Terrence Edwards Jr. | 30:12 | 6-13 | 2-8 | 8-10 | 1 2 3 | 1 6 | 22 | 1 | 0 | 0 | 0 | 0 0 |
| 9 Khani Rooths | 12:29 | 2-6 | 0-3 | 0-0 | 2 0 2 | 1 1 | 4 | 0 | 3 | 0 | 0 | -10 |
| 13 Frank Anselm-Ibe | 04:40 | 0-0 | 0-0 | 0-0 | 0 0 0 | 0 0 | 0 | 1 | 0 | 0 | 0 | -6 |
| Team | | | | | 0 1 1 | | 0 | | | | | |
| Totals | 23:58 | 6-34 | 25-34 | 16 24 | 40 | 13 26 | 77 | 13 | 11 | 9 | 2 | 1 3 |

| Shooting By Period | | |
|---------------------|-------|-------|
| 1 st FG% | 10-27 | 37.0% |
| 3PT% | 3-16 | 18.8% |
| FT% | 9-14 | 64.3% |
| 2 nd FG% | 13-31 | 41.9% |
| 3PT% | 3-18 | 16.7% |
| FT% | 16-20 | 80% |
| GMFG% | 23-58 | 39.7% |
| 3PT% | 6-34 | 17.6% |
| FT% | 25-34 | 73.5% |

Dead Ball Rebounds: 5, 6

GAME 13

Dec. 28, 2024 • Louisville 78, Eastern Kentucky 76
KFC Yum! Center • Louisville, Ky.



Official Basketball Box Score - Final
Eastern Ky. at Louisville
12/28/24 KFC Yum! Center, Louisville
2024-25 Men's Basketball

Game Time: 12:07 PM
Game Duration: 2:03
Attendance: 13,159

Officials: Bert Smith, Tony Henderson, Care Aubry

Eastern Ky. - 76

Record: 6-7

| NO. Name | Min | FG M-A | 3P M-A | FT M-A | Rebounds OR DR TOT | Fouls PF FD | TP | AS | TO | ST | Blocks BS BA | +/- |
|----------------------|---------|-----------|-----------|-----------|-----------------------|----------------|----|----|----|----|-----------------|---------|
| 1 Moyer Wol | 23:19 | 3-5 | 2-3 | 0-0 | 0 4 4 | 3 0 8 | 3 | 0 | 0 | 0 | 0 | 9 |
| 10 Devontae Blanton | F 37:11 | 10-23 | 1-2 | 1-1 | 1 4 5 | 4 1 22 | 1 | 4 | 1 | 0 | 1 | 4 |
| 13 Montavious Myrick | F 23:22 | 0-0 | 0-0 | 2-2 | 3 5 8 | 2 2 2 | 1 | 0 | 1 | 0 | 0 | 0 |
| 3 George Kimble III | G 34:50 | 9-20 | 4-10 | 2-3 | 1 2 3 | 4 5 24 | 3 | 3 | 3 | 0 | 1 | -4 |
| 11 Jackson Holt | G 25:28 | 6-10 | 3-5 | 0-0 | 1 1 2 | 1 0 15 | 1 | 0 | 1 | 0 | 0 | 6 |
| 21 Vonn Paul | 16:41 | 0-0 | 0-0 | 0-0 | 0 1 1 | 0 1 0 | 1 | 1 | 1 | 0 | 0 | -1 |
| 25 Tyler Andrews | 12:46 | 0-3 | 0-2 | 0-0 | 2 0 2 | 4 0 0 | 0 | 1 | 1 | 0 | 1 | -11 |
| 0 Turner Buttry | 14:36 | 1-3 | 0-2 | 1-1 | 0 2 2 | 2 1 3 | 0 | 1 | 0 | 0 | 1 | -6 |
| 2 Jordan Crawford | 07:33 | 1-2 | 0-1 | 0-0 | 0 0 0 | 1 0 2 | 0 | 1 | 0 | 0 | 0 | -1 |
| 22 Cyril Marinyov | 04:03 | 0-1 | 0-0 | 0-0 | 1 1 2 | 0 0 0 | 0 | 0 | 0 | 0 | 1 | -3 |
| 4 Micah Davis | 00:11 | 0-0 | 0-0 | 0-0 | 0 0 0 | 0 0 0 | 0 | 0 | 0 | 0 | 0 | 0 |
| Team | | | | | 2 3 0 | 0 1 1 | | | | | | |
| Totals | 30:67 | 10-25 | 6-7 | 11 | 21 | 32 | 10 | 76 | 9 | 11 | 8 | 2 4 -12 |

Technical Fouls: NONE

| Shooting By Period | | |
|--------------------------|-------|-------|
| 1st FG% | 15-35 | 42.9% |
| 3PT% | 9-21 | 42.9% |
| FT% | 7-8 | 87.5% |
| 2nd FG% | 9-29 | 31.0% |
| 3PT% | 2-15 | 13.3% |
| FT% | 12-16 | 75% |
| 3rd FG% | 24-64 | 37.5% |
| 3PT% | 11-36 | 30.6% |
| FT% | 19-24 | 79.2% |
| Dead Ball Rebounds: 3, 0 | | |

Louisville - 78

Record: 8-5

| NO. Name | Min | FG M-A | 3P M-A | FT M-A | Rebounds OR DR TOT | Fouls PF FD | TP | AS | TO | ST | Blocks BS BA | +/- |
|------------------------|---------|-----------|-----------|-----------|-----------------------|----------------|----|----|----|----|-----------------|---------|
| 0 James Scott | F 24:13 | 2-3 | 0-0 | 1-2 | 7 2 9 | 1 2 5 | 0 | 1 | 0 | 0 | 0 | 12 |
| 93 Noah Waterman | F 21:56 | 4-9 | 2-6 | 2-2 | 0 3 3 | 0 1 12 | 1 | 0 | 0 | 0 | 0 | -2 |
| 1 J'Vonne Hadley | G 36:04 | 5-13 | 1-3 | 4-4 | 4 6 10 | 1 4 15 | 0 | 3 | 3 | 2 | 1 | 10 |
| 5 Terrence Edwards Jr. | G 34:05 | 6-12 | 3-6 | 5-7 | 2 3 5 | 1 8 20 | 1 | 2 | 1 | 1 | 0 | 6 |
| 24 Chucky Hepburn | G 33:43 | 4-10 | 2-7 | 4-5 | 2 4 6 | 3 14 7 | 6 | 1 | 0 | 0 | 0 | 8 |
| 6 Rayne Smith | 32:25 | 3-12 | 3-11 | 3-4 | 0 5 5 | 0 2 12 | 2 | 1 | 2 | 0 | 1 | -2 |
| 13 Frank Anselem-Ibe | 03:43 | 0-0 | 0-0 | 0-0 | 2 1 3 | 1 1 0 | 0 | 0 | 0 | 1 | 0 | -1 |
| 9 Khani Rooths | 08:36 | 0-3 | 0-2 | 0-0 | 0 2 2 | 0 0 0 | 0 | 0 | 0 | 0 | 0 | -3 |
| 25 Aboubacar Traore | 05:15 | 0-2 | 0-1 | 0-0 | 1 0 1 | 3 0 0 | 1 | 1 | 0 | 0 | 0 | 2 |
| Team | | | | | 3 0 3 | 0 0 0 | | | | | | |
| Totals | 24:54 | 11-36 | 19-24 | 21 | 26 | 47 | 10 | 21 | 78 | 12 | 14 | 7 4 2 2 |

Technical Fouls: NONE

| Biggest lead | EKU | LOU |
|---------------------------|---------------------------|-------|
| 3 (1 st 18:38) | 15 (1 st 3:41) | |
| Best Scoring Run | Run | Run |
| 9 (2 nd 16:41) | 12 (2 nd 6:17) | |
| Lead Changes | 12 | |
| Times Tied | 4 | |
| Time with Lead | 03:48 | 30:21 |

| Points from Turnovers | EKU | LOU |
|-----------------------|-----|-----|
| 17 | 15 | |
| Paint | 28 | 26 |
| Second Chance | 15 | 15 |
| Fast Breaks | 0 | 4 |
| Bench | 5 | 12 |

| Period by Period Scoring | 1st | 2nd | TOT |
|--------------------------|-----|-----|-----|
| EKU | 37 | 39 | 76 |
| LOU | 46 | 32 | 78 |

GAME 14

Jan. 1, 2025 • Louisville 83, North Carolina 70
KFC Yum! Center • Louisville, Ky.



Official Basketball Box Score - Final
North Carolina at Louisville
01/01/25 KFC Yum! Center, Louisville
2024-25 Men's Basketball

Game Time: 6:19 PM
Game Duration: 2:12
Attendance: 14,248

Officials: Ted Valentine, Clarence Armstrong, Tony Chazza

North Carolina - 70

Record: 8-6 (1-1)

| NO. Name | Min | FG M-A | 3P M-A | FT M-A | Rebounds OR DR TOT | Fouls PF FD | TP | AS | TO | ST | Blocks BS BA | +/- |
|---------------------|---------|-----------|-----------|-----------|-----------------------|----------------|----|----|----|----|-----------------|-----------|
| 13 Jalen Washington | F 17:00 | 3-5 | 0-0 | 1-1 | 2 4 6 | 2 2 7 | 0 | 2 | 0 | 0 | 0 | -14 |
| 3 Eliot Gadeau | G 23:32 | 1-5 | 0-2 | 2-2 | 1 4 2 | 5 2 4 | 5 | 2 | 0 | 0 | 1 | -16 |
| 4 RJ Davis | G 37:26 | 4-14 | 1-5 | 3-3 | 0 3 3 | 4 4 12 | 4 | 2 | 2 | 0 | 0 | -13 |
| 9 Drake Powell | G 32:13 | 6-11 | 0-2 | 2-2 | 0 4 4 | 5 2 14 | 0 | 1 | 0 | 0 | 0 | 3 |
| 11 Ian Jackson | G 35:11 | 7-15 | 2-5 | 7-11 | 1 3 4 | 3 6 23 | 1 | 2 | 1 | 1 | 0 | -9 |
| 22 Ven-Allen Lubin | 20:34 | 1-5 | 0-0 | 3-4 | 1 8 9 | 2 4 5 | 1 | 1 | 1 | 2 | 2 | 2 |
| 5 Cade Tyson | 15:13 | 1-3 | 1-1 | 0-0 | 0 3 3 | 5 0 3 | 0 | 0 | 0 | 0 | 0 | -1 |
| 0 Tyzhaun Claude | 03:06 | 0-0 | 0-0 | 0-0 | 0 0 0 | 2 0 0 | 0 | 0 | 0 | 0 | 0 | -3 |
| 24 Jae Lyn Withers | 15:45 | 1-2 | 0-1 | 0-0 | 1 4 5 | 1 0 2 | 0 | 0 | 0 | 0 | 0 | -9 |
| Team | | | | | 1 0 1 | 0 1 0 | | | | | | |
| Totals | 24:50 | 4-16 | 18-23 | 7 | 30 | 37 | 29 | 20 | 70 | 11 | 11 | 4 3 4 -13 |

| Shooting By Period | | |
|---------------------|-------|-------|
| 1 st FG% | 11-34 | 32.4% |
| 3PT% | 3-12 | 25.0% |
| FT% | 6-7 | 85.7% |
| 2 nd FG% | 13-26 | 50.0% |
| 3PT% | 1-4 | 25.0% |
| FT% | 12-16 | 75% |
| GM FG% | 24-60 | 40.0% |
| 3PT% | 4-16 | 25.0% |
| FT% | 18-23 | 78.3% |

Dead Ball Rebounds: 1, 0

Louisville - 83

Record: 9-5 (2-1)

| NO. Name | Min | FG M-A | 3P M-A | FT M-A | Rebounds OR DR TOT | Fouls PF FD | TP | AS | TO | ST | Blocks BS BA | +/- |
|------------------------|---------|-----------|-----------|-----------|-----------------------|----------------|----|----|----|----|-----------------|----------|
| 0 James Scott | F 25:29 | 5-6 | 0-0 | 1-6 | 3 5 8 | 1 4 11 | 1 | 0 | 1 | 2 | 0 | 9 |
| 93 Noah Waterman | F 29:53 | 3-9 | 1-6 | 0-1 | 0 7 7 | 0 1 7 | 0 | 0 | 0 | 1 | 0 | 5 |
| 1 J'Vonne Hadley | G 26:50 | 3-6 | 0-0 | 4-5 | 1 6 7 | 4 3 10 | 3 | 4 | 0 | 0 | 2 | 11 |
| 5 Terrence Edwards Jr. | G 34:06 | 2-12 | 0-5 | 3-5 | 1 4 5 | 0 4 7 | 2 | 1 | 0 | 0 | 1 | 13 |
| 24 Chucky Hepburn | G 34:17 | 5-8 | 0-2 | 16-20 | 0 2 2 | 4 11 26 | 7 | 1 | 0 | 0 | 0 | 15 |
| 6 Rayne Smith | 27:12 | 6-12 | 4-10 | 1-1 | 0 0 0 | 4 2 17 | 0 | 3 | 0 | 0 | 0 | 11 |
| 9 Khani Rooths | 09:39 | 1-2 | 1-2 | 0-0 | 0 4 4 | 1 3 0 | 0 | 0 | 0 | 0 | 0 | 2 |
| 25 Aboubacar Traore | 09:15 | 1-3 | 0-1 | 0-1 | 3 6 3 | 3 2 2 | 1 | 1 | 0 | 1 | 0 | -4 |
| 13 Frank Anselem-Ibe | 03:09 | 0-0 | 0-0 | 0-0 | 0 1 1 | 1 0 0 | 0 | 0 | 0 | 0 | 0 | 3 |
| Team | | | | | 2 1 3 | 0 0 0 | | | | | | |
| Totals | 26:58 | 6-26 | 25-39 | 10 | 33 | 43 | 21 | 28 | 83 | 14 | 7 | 4 4 3 13 |

| Shooting By Period | | |
|---------------------|-------|-------|
| 1 st FG% | 12-30 | 40.0% |
| 3PT% | 3-14 | 21.4% |
| FT% | 10-16 | 62.5% |
| 2 nd FG% | 14-28 | 50.0% |
| 3PT% | 3-12 | 25.0% |
| FT% | 15-23 | 65.2% |
| GM FG% | 26-58 | 44.8% |
| 3PT% | 6-26 | 23.1% |
| FT% | 25-39 | 64.1% |

Dead Ball Rebounds: 6, 0

| Biggest lead | UNC | LOU |
|---------------------------|---------------------------|-------|
| 1 (1 st 10:15) | 13 (2 nd 0:40) | |
| Best Scoring Run | Run | Run |
| 8 (2 nd 9:17) | 12 (2 nd 0:40) | |
| Lead Changes | 2 | |
| Times Tied | 4 | |
| Time with Lead | 00:24 | 35:27 |

GAME 15

Jan. 4, 2025 • Louisville 70, Virginia 50
John Paul Jones Arena • Charlottesville, Va.



Official Basketball Box Score - Final
Louisville at Virginia
01/04/25 John Paul Jones Arena, Charlottesville
Virginia vs Louisville Men's Basketball

Game Time: 4:00 PM
Game Duration: 1:49
Attendance: 13,316

Officials: Pat Driscoll, John Gathney, Matt Potter

Louisville - 70

Record: 10-5 (3-1)

| NO. Name | Min | FG M-A | 3P M-A | FT M-A | Rebounds OR DR TOT | Fouls PF FD | TP | AS | TO | ST | Blocks BS BA | +/- |
|------------------------|---------|-----------|-----------|-----------|-----------------------|----------------|----|----|----|----|-----------------|----------|
| 0 James Scott | F 23:47 | 3-5 | 0-0 | 0-0 | 2 7 9 | 1 2 6 | 3 | 1 | 1 | 1 | 0 | 13 |
| 93 Noah Waterman | F 16:57 | 1-3 | 0-1 | 0-0 | 2 1 3 | 4 3 2 | 0 | 0 | 0 | 1 | 0 | -3 |
| 1 J'Vonne Hadley | G 35:47 | 4-9 | 1-3 | 2-2 | 0 5 5 | 0 1 11 | 0 | 1 | 0 | 1 | 1 | 16 |
| 5 Terrence Edwards Jr. | G 29:29 | 2-9 | 0-1 | 3-4 | 2 7 9 | 2 2 7 | 3 | 1 | 1 | 0 | 2 | 19 |
| 24 Chucky Hepburn | G 31:52 | 3-10 | 0-3 | 4-4 | 0 1 1 | 2 4 10 | 7 | 1 | 2 | 0 | 1 | 8 |
| 6 Rayne Smith | 30:18 | 5-10 | 5-10 | 0-0 | 1 1 2 | 1 1 15 | 2 | 1 | 1 | 0 | 0 | 19 |
| 9 Khani Rooths | 10:10 | 1-1 | 0-0 | 2-2 | 1 1 2 | 0 2 4 | 0 | 1 | 0 | 1 | 0 | 9 |
| 25 Aboubacar Traore | 16:15 | 6-10 | 1-1 | 2-2 | 3 5 8 | 1 1 15 | 0 | 2 | 1 | 1 | 2 | 12 |
| 13 Frank Anselem-Ibe | 01:54 | 0-0 | 0-0 | 0-0 | 0 0 0 | 0 0 0 | 0 | 0 | 0 | 0 | 0 | -1 |
| 4 Cole Sherman | 00:53 | 0-0 | 0-0 | 0-0 | 0 0 0 | 0 0 0 | 0 | 0 | 0 | 0 | 0 | 2 |
| 12 Patrick Antonelli | 00:53 | 0-0 | 0-0 | 0-0 | 0 0 0 | 0 0 0 | 0 | 0 | 0 | 0 | 0 | 2 |
| 33 Aidan McCool | 00:53 | 0-0 | 0-0 | 0-0 | 0 0 0 | 0 0 0 | 0 | 0 | 0 | 0 | 0 | 2 |
| 55 Spencer Legg | 00:53 | 0-0 | 0-0 | 0-0 | 0 0 0 | 0 0 0 | 0 | 0 | 0 | 0 | 0 | 2 |
| Team | | | | | 3 0 3 | 0 1 1 | | | | | | |
| Totals | 25:57 | 7-19 | 13-14 | 14 | 28 | 42 | 11 | 16 | 70 | 15 | 9 | 6 5 6 20 |

Technical Fouls: NONE

Virginia - 50

Record: 6-6 (1-2)

| NO. Name | Min | FG M-A | 3P M-A | FT M-A | Reb OR DR TOT | Fouls PF FD | TP | AS | TO | ST | Blocks BS BA | +/- |
|---------------------|---------|-----------|-----------|-----------|------------------|----------------|----|----|----|----|-----------------|-----|
| 2 Elijah Saunders | F 29:53 | 6-12 | 0-4 | 0-0 | 1 0 1 | 1 0 12 | 0 | 2 | 0 | 0 | 2 | -6 |
| 5 Jacob Corie | F 24:07 | 2-7 | 0-1 | 1-1 | 2 1 3 | 2 2 5 | 1 | 1 | 0 | 2 | 0 | -11 |
| 4 Andrew Rhodie | G 32:07 | 6-12 | 2-5 | 2-3 | 0 4 4 | 0 2 16 | 3 | 1 | 3 | 0 | 0 | -18 |
| 10 Taine Murray | G 27:36 | 0-5 | 0-3 | 2-2 | 2 3 5 | 4 2 3 | 0 | 0 | 2 | 3 | -11 | |
| 11 Isaac McKeeney | G 34:36 | 5-10 | 3-7 | 0-0 | 0 3 3 | 0 2 13 | 4 | 2 | 1 | 0 | 0 | -16 |
| 0 Blake Buchanan | 11:26 | 0-1 | 0-0 | 0-0 | 0 2 2 | 3 0 0 | 0 | 1 | 1 | 0 | 0 | -4 |
| 7 Dai Dai Ames | 10:12 | 0-2 | 0-0 | 0-0 | 1 1 2 | 2 1 0 | 0 | 0 | 1 | 0 | 0 | -4 |
| 9 Ihan Sharma | 16:58 | 1-3 | 0-2 | 0-0 | 0 0 0 | 2 1 2 | 0 | 2 | 0 | 0 | 0 | -10 |
| 23 TJ Power | 06:24 | 0-2 | 0-0 | 0-0 | 2 2 4 | 2 1 0 | 0 | 0 | 0 | 0 | 0 | -11 |
| 21 Anthony Robinson | 06:41 | 0-0 | 0-0 | 1-0 | 1 0 1 | 1 0 0 | 0 | 0 | 1 | 0 | 0 | -9 |
| Team | | | | | 0 3 3 | 0 | 0 | 1 | | | | |
| Totals | | 20-54 | 5-26 | 5-6 | 6 19 25 | 16 11 | 50 | 13 | 10 | 5 | 6 | -20 |



2024-25 Louisville Men's Basketball Combined Team Statistics All games

Page 1/1
as of Jan 05, 2025

Game Records

| Record | Overall | Home | Away | Neutral |
|----------------|---------|------|------|---------|
| ALL GAMES | 10-5 | 6-3 | 2-1 | 2-1 |
| CONFERENCE | 3-1 | 1-1 | 2-0 | 0-0 |
| NON-CONFERENCE | 7-4 | 5-2 | 0-1 | 2-1 |

Score by Periods

| Team | 1st | 2nd | OT | TOT |
|------------|-----|-----|----|------|
| Louisville | 534 | 616 | 17 | 1167 |
| Opponents | 488 | 556 | 8 | 1052 |

Team Box Score

| No. | Player | | | | Total | | 3-Point | | F-Throw | | Rebounds | | | | | | | | | | | | | |
|-----------|-----------------------|-------|--------|------|---------|------|----------|------|---------|------|----------|-----|-----|------|-----|----|-----|-----|-----|-----|------|------|--|--|
| | | GP-GS | MIN | AVG | FG-FGA | FG% | 3FG-3FGA | 3FG% | FT-FTA | FT% | OFF | DEF | TOT | AVG | PF | DQ | A | TO | BLK | STL | PTS | AVG | | |
| 24 | HEPBURN, Chucky | 15-15 | 495:17 | 33.0 | 68-147 | .463 | 24-75 | .320 | 73-88 | .830 | 11 | 38 | 49 | 3.3 | 41 | 1 | 82 | 44 | 0 | 38 | 233 | 15.5 | | |
| 5 | EDWARDS JR., Terrence | 15-12 | 446:24 | 29.8 | 69-167 | .413 | 21-70 | .300 | 46-61 | .754 | 20 | 39 | 59 | 3.9 | 20 | 0 | 35 | 28 | 1 | 8 | 205 | 13.7 | | |
| 6 | SMITH, Reyne | 15-4 | 440:09 | 29.3 | 63-156 | .404 | 53-138 | .384 | 23-26 | .885 | 9 | 33 | 42 | 2.8 | 23 | 0 | 9 | 6 | 0 | 13 | 202 | 13.5 | | |
| 7 | PRYOR, Kasean | 7-3 | 162:47 | 23.3 | 25-68 | .368 | 5-33 | .152 | 29-33 | .879 | 9 | 34 | 43 | 6.1 | 14 | 0 | 15 | 15 | 8 | 11 | 84 | 12.0 | | |
| 1 | HADLEY, J'Vonne | 15-15 | 467:38 | 31.2 | 54-117 | .462 | 9-33 | .273 | 36-47 | .766 | 33 | 83 | 116 | 7.7 | 31 | 1 | 22 | 29 | 5 | 7 | 153 | 10.2 | | |
| 93 | WATERMAN, Noah | 15-13 | 354:36 | 23.6 | 40-111 | .360 | 21-79 | .266 | 9-23 | .391 | 25 | 42 | 67 | 4.5 | 41 | 1 | 7 | 13 | 9 | 4 | 110 | 7.3 | | |
| 0 | SCOTT, James | 15-11 | 309:31 | 20.6 | 42-51 | .824 | 0-2 | .000 | 15-35 | .429 | 37 | 51 | 88 | 5.9 | 37 | 1 | 15 | 10 | 13 | 11 | 99 | 6.6 | | |
| 25 | TRAORE, Aboubacar | 5-2 | 67:23 | 13.5 | 8-21 | .381 | 1-3 | .333 | 3-5 | .600 | 9 | 16 | 25 | 5.0 | 10 | 0 | 6 | 5 | 5 | 2 | 20 | 4.0 | | |
| 9 | ROOTHS, Khani | 15-0 | 182:21 | 12.2 | 16-46 | .348 | 5-28 | .179 | 11-20 | .550 | 15 | 28 | 43 | 2.9 | 11 | 0 | 5 | 12 | 4 | 6 | 48 | 3.2 | | |
| 3 | JOHNSON, Koren | 2-0 | 39:18 | 19.7 | 3-11 | .273 | 0-4 | .000 | 0-0 | .000 | 1 | 2 | 3 | 1.5 | 6 | 0 | 5 | 1 | 0 | 3 | 6 | 3.0 | | |
| 12 | ANTONELLI, Patrick | 4-0 | 05:47 | 1.4 | 0-2 | .000 | 0-0 | .000 | 3-4 | .750 | 0 | 0 | 0 | 0.0 | 0 | 0 | 0 | 3 | 0 | 1 | 3 | 0.8 | | |
| 13 | ANSELEM-IBE, Frank | 10-0 | 39:25 | 3.9 | 1-5 | .200 | 0-1 | .000 | 1-2 | .500 | 6 | 4 | 10 | 1.0 | 7 | 0 | 1 | 1 | 2 | 0 | 3 | 0.3 | | |
| 33 | MCCOOL, Aidan | 4-0 | 05:23 | 1.3 | 0-0 | .000 | 0-0 | .000 | 1-2 | .500 | 0 | 0 | 0 | 0.0 | 0 | 0 | 0 | 0 | 0 | 1 | 1 | 0.3 | | |
| 55 | LEGG, Spencer | 3-0 | 03:37 | 1.2 | 0-1 | .000 | 0-0 | .000 | 0-0 | .000 | 0 | 0 | 0 | 0.0 | 0 | 0 | 0 | 0 | 0 | 0 | 0 | 0.0 | | |
| 4 | SHERMAN, Cole | 4-0 | 05:23 | 1.3 | 0-1 | .000 | 0-1 | .000 | 0-0 | .000 | 0 | 1 | 1 | 0.3 | 2 | 0 | 0 | 0 | 0 | 0 | 0 | 0.0 | | |
| Team | | | | | | | | | | | 19 | 15 | 34 | | | | | 8 | | | | | | |
| Total | | 15 | 3025 | | 389-904 | .430 | 139-467 | .298 | 250-346 | .723 | 194 | 386 | 580 | 38.7 | 243 | 4 | 202 | 175 | 47 | 105 | 1167 | 77.8 | | |
| Opponents | | 15 | 3025 | | 382-864 | .442 | 115-335 | .343 | 173-247 | .700 | 138 | 361 | 499 | 33.3 | 311 | 8 | 182 | 207 | 45 | 97 | 1052 | 70.1 | | |

Team Statistics

| | LOU | OPP |
|------------------------|----------------|----------------|
| Scoring | 1167 | 1052 |
| Points per game | 77.8 | 70.1 |
| Scoring margin | +7.7 | - |
| Field goals-att | 389-904 | 382-864 |
| Field goal pct | .430 | .442 |
| 3 point fg-att | 139-467 | 115-335 |
| 3-point FG pct | .298 | .343 |
| 3-pt FG made per game | 9.3 | 7.7 |
| Free throws-att | 250-346 | 173-247 |
| Free throw pct | .723 | .700 |
| F-Throws made per game | 16.7 | 11.5 |
| Rebounds | 580 | 499 |
| Rebounds per game | 38.7 | 33.3 |
| Rebounding margin | +5.4 | - |
| Assists | 202 | 182 |
| Assists per game | 13.5 | 12.1 |
| Turnovers | 175 | 207 |
| Turnovers per game | 11.7 | 13.8 |
| Turnover margin | +2.1 | - |
| Assist/turnover ratio | 1.2 | 0.9 |
| Steals | 105 | 97 |
| Steals per game | 7.0 | 6.5 |
| Blocks | 47 | 45 |
| Blocks per game | 3.1 | 3.0 |
| Winning streak | 4 | - |
| Home win streak | 3 | - |
| Attendance | 121255 | 38792 |
| Home games-Avg/Game | 9-13473 | 3-12931 |
| Neutral site-Avg/Game | - | 3-1409 |

Team Results

| Date | Opponent | | Score | Att. |
|------------|------------------|-----|--------|-------|
| 11/04/2024 | Morehead St. | W | 93-45 | 12490 |
| 11/09/2024 | Tennessee | L | 55-77 | 16976 |
| 11/19/2024 | Bellarmine | W | 100-68 | 12220 |
| 11/22/2024 | Winthrop | W | 76-61 | 12462 |
| 11/27/2024 | vs Indiana | W | 89-61 | 1594 |
| 11/28/2024 | vs West Virginia | Wot | 79-70 | 767 |
| 11/29/2024 | vs Oklahoma | L | 64-69 | 1866 |
| 12/03/2024 | Ole Miss | L | 63-86 | 12729 |
| 12/08/2024 | Duke | L | 65-76 | 15312 |
| 12/11/2024 | UTEP | W | 77-74 | 11668 |
| 12/14/2024 | at Kentucky | L | 85-93 | 21093 |
| 12/21/2024 | at Florida St. | W | 90-76 | 4383 |
| 12/28/2024 | Eastern Ky. | W | 78-76 | 13150 |
| 01/01/2025 | North Carolina | W | 83-70 | 14248 |
| 01/04/2025 | at Virginia | W | 70-50 | 13316 |



2024-25 Louisville Men's Basketball Combined Team Statistics In Conference games

Page 1/1
as of Jan 05, 2025

Game Records

| Record | Overall | Home | Away | Neutral |
|----------------|---------|------|------|---------|
| ALL GAMES | 3-1 | 1-1 | 2-0 | 0-0 |
| CONFERENCE | 3-1 | 1-1 | 2-0 | 0-0 |
| NON-CONFERENCE | 0-0 | 0-0 | 0-0 | 0-0 |

Score by Periods

| Team | 1st | 2nd | OT | TOT |
|------------|-----|-----|----|-----|
| Louisville | 142 | 166 | 0 | 308 |
| Opponents | 125 | 147 | 0 | 272 |

Team Box Score

| No. | Player | | | | Total | | 3-Point | | F-Throw | | Rebounds | | | | | | | | | | | |
|-----------|-----------------------|-------|--------|------|---------|------|----------|------|---------|-------|----------|-----|-----|------|----|----|----|----|-----|-----|-----|------|
| | | GP-GS | MIN | AVG | FG-FGA | FG% | 3FG-3FGA | 3FG% | FT-FTA | FT% | OFF | DEF | TOT | AVG | PF | DQ | A | TO | BLK | STL | PTS | AVG |
| 6 | SMITH, Reyne | 4-1 | 120:49 | 30.2 | 23-45 | .511 | 18-38 | .474 | 8-8 | 1.000 | 1 | 5 | 6 | 1.5 | 7 | 0 | 3 | 2 | 0 | 4 | 72 | 18.0 |
| 24 | HEPBURN, Chucky | 4-4 | 139:44 | 34.9 | 15-41 | .366 | 5-18 | .278 | 25-29 | .862 | 0 | 8 | 8 | 2.0 | 13 | 0 | 27 | 9 | 0 | 5 | 60 | 15.0 |
| 5 | EDWARDS JR., Terrence | 4-3 | 129:38 | 32.4 | 16-46 | .348 | 4-15 | .267 | 18-22 | .818 | 4 | 19 | 23 | 5.8 | 4 | 0 | 14 | 6 | 0 | 4 | 54 | 13.5 |
| 1 | HADLEY, J'Vonne | 4-4 | 128:46 | 32.2 | 13-31 | .419 | 3-9 | .333 | 8-9 | .889 | 2 | 26 | 28 | 7.0 | 7 | 0 | 6 | 7 | 1 | 1 | 37 | 9.3 |
| 25 | TRAORE, Aboubacar | 2-0 | 25:30 | 12.7 | 7-13 | .538 | 1-2 | .500 | 2-3 | .667 | 6 | 8 | 14 | 7.0 | 4 | 0 | 1 | 3 | 2 | 1 | 17 | 8.5 |
| 93 | WATERMAN, Noah | 4-4 | 95:08 | 23.8 | 9-23 | .391 | 5-16 | .313 | 2-5 | .400 | 4 | 11 | 15 | 3.8 | 11 | 0 | 1 | 5 | 3 | 0 | 25 | 6.3 |
| 0 | SCOTT, James | 4-4 | 95:55 | 24.0 | 11-14 | .786 | 0-0 | .000 | 3-11 | .273 | 12 | 17 | 29 | 7.3 | 9 | 0 | 5 | 2 | 3 | 2 | 25 | 6.3 |
| 9 | ROOTHS, Khani | 4-0 | 51:35 | 12.9 | 4-8 | .500 | 3-7 | .429 | 6-8 | .750 | 1 | 12 | 13 | 3.3 | 4 | 0 | 0 | 1 | 1 | 1 | 17 | 4.3 |
| 13 | ANSELEM-IBE, Frank | 3-0 | 09:24 | 3.1 | 0-0 | .000 | 0-0 | .000 | 1-2 | .500 | 0 | 1 | 1 | 0.3 | 3 | 0 | 0 | 0 | 1 | 0 | 1 | 0.3 |
| 33 | MCCOOL, Aidan | 1-0 | 00:53 | 0.9 | 0-0 | .000 | 0-0 | .000 | 0-0 | .000 | 0 | 0 | 0 | 0.0 | 0 | 0 | 0 | 0 | 0 | 0 | 0 | 0.0 |
| 12 | ANTONELLI, Patrick | 1-0 | 00:53 | 0.9 | 0-0 | .000 | 0-0 | .000 | 0-0 | .000 | 0 | 0 | 0 | 0.0 | 0 | 0 | 0 | 0 | 0 | 0 | 0 | 0.0 |
| 55 | LEGG, Spencer | 1-0 | 00:53 | 0.9 | 0-0 | .000 | 0-0 | .000 | 0-0 | .000 | 0 | 0 | 0 | 0.0 | 0 | 0 | 0 | 0 | 0 | 0 | 0 | 0.0 |
| 4 | SHERMAN, Cole | 1-0 | 00:53 | 0.9 | 0-0 | .000 | 0-0 | .000 | 0-0 | .000 | 0 | 0 | 0 | 0.0 | 0 | 0 | 0 | 0 | 0 | 0 | 0 | 0.0 |
| Team | | | | | | | | | | | 7 | 4 | 11 | | | | | 3 | | | | |
| Total | | 4 | 800 | | 98-221 | .443 | 39-105 | .371 | 73-97 | .753 | 37 | 111 | 148 | 37.0 | 62 | 0 | 57 | 38 | 11 | 18 | 308 | 77.0 |
| Opponents | | 4 | 800 | | 101-231 | .437 | 25-92 | .272 | 45-57 | .789 | 25 | 95 | 120 | 30.0 | 82 | 4 | 51 | 37 | 16 | 20 | 272 | 68.0 |


Team Statistics

| | LOU | OPP |
|------------------------|---------|---------|
| Scoring | | |
| Points per game | 308 | 272 |
| Scoring margin | 77.0 | 68.0 |
| | +9.0 | - |
| Field goals-att | | |
| | 98-221 | 101-231 |
| Field goal pct | .443 | .437 |
| 3 point fg-att | | |
| | 39-105 | 25-92 |
| 3-point FG pct | .371 | .272 |
| 3-pt FG made per game | 9.8 | 6.3 |
| Free throws-att | | |
| | 73-97 | 45-57 |
| Free throw pct | .753 | .789 |
| F-Throws made per game | 18.3 | 11.3 |
| Rebounds | | |
| | 148 | 120 |
| Rebounds per game | 37.0 | 30.0 |
| Rebounding margin | +7.0 | - |
| Assists | | |
| | 57 | 51 |
| Assists per game | 14.3 | 12.8 |
| Turnovers | | |
| | 38 | 37 |
| Turnovers per game | 9.5 | 9.3 |
| Turnover margin | -0.3 | - |
| Assist/turnover ratio | 1.5 | 1.4 |
| Steals | | |
| | 18 | 20 |
| Steals per game | 4.5 | 5.0 |
| Blocks | | |
| | 11 | 16 |
| Blocks per game | 2.8 | 4.0 |
| Winning streak | | |
| | 3 | - |
| Home win streak | 1 | - |
| Attendance | | |
| | 29560 | 17699 |
| Home games-Avg/Game | 2-14780 | 2-8850 |
| Neutral site-Avg/Game | - | 0-0 |


Team Results

| Date | Opponent | | Score | Att. |
|------------|----------------|---|-------|-------|
| 12/08/2024 | Duke | L | 65-76 | 15312 |
| 12/21/2024 | at Florida St. | W | 90-76 | 4383 |
| 01/01/2025 | North Carolina | W | 83-70 | 14248 |
| 01/04/2025 | at Virginia | W | 70-50 | 13316 |

2024-25 LOUISVILLE CARDINALS



0 | James Scott
So. | F | 6-11 | 220



1 | J'Vonne Hadley
5th | G | 6-6 | 215



3 | Koren Johnson
Jr. | G | 6-2 | 175



4 | Cole Sherman
Jr. | G | 5-11 | 190



5 | Terrence Edwards Jr.
5th | G/F | 6-6 | 205




6 | Reyne Smith
Sr. | G | 6-2 | 190




7 | Kasean Pryor
5th | F | 6-10 | 225



9 | Khani Rooths
Fr. | F | 6-8 | 205



11 | Kobe Rodgers
Sr. | G | 6-3 | 185



12 | Patrick Antonelli
5th | G | 5-11 | 170




13 | Frank Anselem-Ibe
5th | C | 6-10 | 220



15 | Aly Khalifa
Sr. | C | 6-11 | 275




24 | Chucky Hepburn
Sr. | G | 6-2 | 190




25 | Aboubacar Traore
Sr. | F | 6-5 | 205



33 | Aidan McCool
5th | G | 6-3 | 170



55 | Spencer Legg
Jr. | G | 6-7 | 200



93 | Noah Waterman
6th | F | 6-11 | 230

CLEMSON ALL-TIME SERIES RESULTS (ENTERING THIS SEASON)

Clemson

(Won 9, Lost 6)

(Home 8-0, Away 1-6)

| Date | UL | CU |
|--------------------------|-----------|-----------|
| Dec. 18, 1973 (A) | 74 | 70 |
| Dec. 18, 1974 (H) | 90 | 75 |
| Mar. 20, 2006 (H)* | 74 | 68 |
| Jan. 7, 2015 (H) | 58 | 52 |
| Jan. 10, 2016 (A) | 62 | 66 |
| Jan. 19, 2017 (H) | 92 | 60 |
| Jan. 6, 2018 (A) | 69 | 74 |
| Feb. 16, 2019 (H) | 56 | 55 |
| Jan. 25, 2020 (H) | 80 | 62 |
| Feb. 15, 2020 (A) | 62 | 77 |
| Jan. 27, 2021 (A) | 50 | 54 |
| Feb. 19, 2022 (H) | 70 | 61 |
| Jan. 11, 2023 (A) | 70 | 83 |
| Feb. 18, 2023 (H) | 83 | 73 |
| Jan. 30, 2024 (A) | 64 | 70 |

*NIT Second Round (Louisville, KY)