



2024-25 MEN'S BASKETBALL

MIAMI HURRICANES

GAME INFO

Date: Sat., Dec. 7, 2024
Time: 12 p.m. ET
Location: Coral Gables, Fla.
Arena: Watsco Center
Live Stats: miami.statbroadcast.com
Television: ESPN2
Radio: 560 WQAM
Series: 18-17, Clemson
at Miami: 10-4
at Clemson: 4-10
Neutral: 3-4
Last Meeting: L, 77-60 (2/14/24)

#9

THE MATCHUP

Miami (3-5, 0-0 ACC)

Head Coach: Jim Larrañaga (Providence '71)
Record at UM: 273-171
Career Record: 743-505
Record vs. CU: 11-7



Clemson (8-1, 0-0 ACC)

Head Coach: Brad Brownell (DePauw '91)
Record at CU: 273-190
Career Record: 440-275
Record vs. UM: 9-11



QUICK HITS

ACC OPENER

The Hurricanes will face Clemson for their ACC opener on Saturday. Miami is 9-11 all-time in ACC openers since joining the league ahead of the 2004-5 season. When playing at home, the Hurricanes hold a 6-6 mark in conference openers. Under head coach Jim Larrañaga, Miami is 7-6 all-time in the first game of the ACC slate.

PEAK PACK PERFORMANCE

Guard Nijel Pack recorded his third 20-point game of the season on Tuesday, totaling a season-high 22 points against Arkansas. Pack also notched six assists and a season-high six rebounds in the contest. The guard currently ranks 11th in the ACC in points per game (16.1), second in field goal percentage (.500) and sixth in assists per game (4.86).

CLEVELAND TIME

Senior Matthew Cleveland had his best game of the season on Tuesday, totaling 15 points and 10 rebounds for his first double-double of the year. The guard shot 77 percent (7-of-9) from the field and also tallied an assist and a block.

BIG-TIME BENCH

The Miami roster is extremely deep this year as the bench is accounting for 27.3 points per game. Against Arkansas, the Miami reserves totaled 29 points, paced by Matthew Cleveland at 15. The Miami bench has tallied 25-plus points in five of eight games this season.

THE NUMBERS

- The Hurricanes rank **first** in the ACC in field goal percentage (.500) and assist/turnover ratio (1.55)
- This will be the **third** time in program history Miami has opened the ACC schedule against Clemson (1-1).
- Four** Canes are averaging 10+ points this year - Blackmon (11.6), Kidd (10.6), Johnson (10.6) and Pack (16.1).
- Twenty-five** of Miami's 35 games against Clemson have been decided by single-digits.
- The Miami bench is averaging **27.3** points per game this season, which ranks fifth in the ACC.

HEAD-TO-HEAD

SCHEDULE (H: 3-2, A: 0-0, N: 0-3)

DATE OPPONENT TV TIME/RESULT

November

| | | | |
|----|---------------------|-------|-----------|
| 4 | FDU | ACCNX | W, 113-72 |
| 10 | BINGHAMTON | ACCNX | W, 88-64 |
| 17 | COPPIN STATE | ACCNX | W, 93-63 |
| 21 | vs. Drake@ | ESPN2 | L, 80-69 |
| 22 | vs. Oklahoma State@ | ESPNU | L, 80-74 |
| 24 | vs. VCU@ | ESPN+ | L, 77-70 |
| 30 | CHARLESTON SOUTH. | ACCNX | L, 83-79 |

December

| | | | |
|----|------------------|-------|-----------|
| 3 | #19/21 ARKANSAS* | ESPN2 | L, 76-73 |
| 7 | CLEMSON* | ESPN2 | 12 P.M. |
| 10 | vs. Tennessee# | ESPN | 6:30 p.m. |
| 15 | PRESBYTERIAN | ACCNX | 2 P.M. |
| 21 | MOUNT ST. MARY'S | ACCNX | 2 P.M. |

January

| | | | |
|----|--------------------|---------|-----------|
| 1 | at Boston College* | ACCN | TBA |
| 4 | at Virginia Tech* | ACCN | 2 p.m. |
| 8 | FLORIDA STATE* | ACCN | 7 P.M. |
| 11 | WAKE FOREST* | THE CW | 5:15 P.M. |
| 14 | at Duke* | ESPN | 9 p.m. |
| 18 | SMU* | ESPN2/U | 2 P.M. |
| 22 | at Stanford* | ESPN2/U | 11 p.m. |
| 25 | at Cal* | ESPN2/U | 8:30 p.m. |
| 29 | VIRGINIA* | ESPN2/U | 7 P.M. |

February

| | | | |
|----|-------------------|--------|---------|
| 1 | NOTRE DAME* | ESPN2 | 8 P.M. |
| 8 | at Louisville* | ESPN2 | 2 p.m. |
| 11 | SYRACUSE* | ACCN | 7 P.M. |
| 15 | at Pittsburgh* | ESPN/2 | 12 p.m. |
| 19 | at Florida State* | ACCN | 9 p.m. |
| 22 | VIRGINIA TECH* | ACCN | 6 P.M. |
| 25 | DUKE* | ESPN | 7 P.M. |

March

| | | | |
|---|--------------------|--------|-----------|
| 1 | at North Carolina* | ESPN/2 | 12 p.m. |
| 4 | at Georgia Tech* | ACCN | 7 p.m. |
| 8 | NC STATE* | THE CW | 2:15 P.M. |

BOLD CAPS - home game

* - ACC game

^ - SEC/ACC Challenge

@ - Shriners Children's Charleston Classic (Charleston, S.C.)






- Jimmy V Classic (New York, N.Y.)

All times Eastern and subject to change.

ATHLETIC COMM.

MBB Contact: Megan Barnes
Email: meganbarnes@miami.edu
Cell Phone: 630-651-8801

PROBABLE STARTERS (FROM LAST GAME)

| | | | | | | |
|----|---|--|--|-----------------------------------|--|-----------------------------|
| I | LYNN KIDD Gr. C 6-10 241 Gainesville, Fla. |  | 2024-25 PPG: 10.6 RPG: 5.4 APG: 1.4 | SPG: 0.5 BPG: 0.8 MPG: 25.0 | CAREER HIGHS PTS: 31 REB: 15 AST: 4 | STL: 2 BLK: 2 MIN: 29 |
| 2 | BRANDON JOHNSON Sr. F 6-8 223 Raleigh, N.C. |  | 2024-25 PPG: 10.6 RPG: 8.0 APG: 1.8 | SPG: 0.9 BPG: 0.9 MPG: 31.5 | CAREER HIGHS PTS: 30 REB: 19 AST: 4 | STL: 5 BLK: 4 MIN: 42 |
| II | A.J. STATON-MCCRAY R-Jr. G 6-4 196 Delray Beach, Fla. |  | 2024-25 PPG: 6.3 RPG: 2.3 APG: 0.8 | SPG: 1.0 BPG: 0.1 MPG: 17.8 | CAREER HIGHS PTS: 29 REB: 10 AST: 4 | STL: 5 BLK: 3 MIN: 38 |
| 23 | AUSTIN SWARTZ Fr. G 6-4 200 Concord, N.C. |  | 2024-25 PPG: 4.5 RPG: 0.8 APG: 0.6 | SPG: 0.5 BPG: 0.3 MPG: 12.9 | CAREER HIGHS PTS: 15 REB: 3 AST: 3 | STL: 2 BLK: 2 MIN: 22 |
| 24 | NIJEL PACK Gr. G 6-0 185 Indianapolis, Ind. |  | 2024-25 PPG: 16.1 RPG: 3.0 APG: 4.9 | SPG: 0.4 BPG: 0.1 MPG: 31.1 | CAREER HIGHS PTS: 35 REB: 8 AST: 9 | STL: 4 BLK: 2 MIN: 43 |



QUICK FACTS

UNIVERSITY INFORMATION

| | |
|--|--|
| Location | Coral Gables, Fla. |
| Enrollment | 19,593 |
| Founded | 1925 |
| Nickname | Hurricanes |
| Colors | Orange, Green and White |
| President | Joe Echevarria |
| Vice President / Director of Athletics | Dan Radakovich |
| Faculty Athletics Representative | Dr. Marvin Dawkins |
| Conference | Atlantic Coast Conference |
| Arena / Capacity | Watsco Center / 7,972 |
| Ticket Office Phone | 1-800-GO-CANES |
| Press Row Phone | 305-284-2111 |
| Website | MiamiHurricanes.com |
| Mailing Address | 5821 San Amaro Drive, Coral Gables, FL 33146 |

COACHING STAFF

| | |
|---------------------------------------|-------------------------------------|
| Head Coach | Jim Larrañaga (Providence '71) |
| Record at Miami | 273-171, 126-115 ACC (14th season) |
| Career Record | 743-505 (41st season) |
| Associate Head Coach | Bill Courtney (Bucknell '92) |
| Assistant Coach | DJ Irving (Boston University '14) |
| Assistant Coach | Kotie Kimble (Coastal Carolina '07) |
| Assistant Coach / Head Video Director | Joe Gimbel (Temple '18) |
| Director of Basketball Operations | Jeff Dyer (Delaware '14) |
| Assistant Director of Basketball Ops. | Jacob Klee (Miami '20) |
| Director of Player Development | Chris Alvarez (Northeastern '09) |
| Director of Recruiting | Pete Matthews (Robert Morris '22) |

PROGRAM INFORMATION

PROGRAM HISTORY

| | |
|-----------------------------|---|
| First Year of Basketball | 1926-27 (no team from 1971-72 to 1984-85) |
| All-Time Record | 1,121-839 (.573) |
| All-Time ACC Record | 169-184 106-71 (H) 63-113 (A) |
| NCAA Tournament Appearances | 12 (last, 2023) |
| Last NCAAT Opponent | UConn, 2023 (L, 72-59, Final Four) |
| NIT Appearances | 12 (last, 2015) |
| Last NIT Opponent | Stanford, 2015 (L, 66-64 [OT], Final) |

TEAM INFORMATION

| | |
|---------------------------|------------------------------|
| 2023-24 Overall Record | 15-17 (11-6 H, 2-9 A, 2-2 N) |
| ACC Record / Finish | 6-14 / 14th |
| Players Returning / Lost | 3 / 10 |
| Starters Returning / Lost | 2 / 3 |
| Newcomers | 11 |

| RET. STARTERS | POS | GP-GS | PPG | RPG | APG |
|-------------------|-----|-------|------|-----|-----|
| Nijel Pack | G | 25-25 | 13.3 | 2.6 | 3.6 |
| Matthew Cleveland | G | 27-26 | 13.7 | 6.1 | 1.7 |

| LOSSES (5+ PPG) | POS | GP-GS | PPG | RPG | APG |
|-----------------|-----|-------|------|-----|-----|
| Norchad Omier | F | 31-31 | 17.0 | 9.9 | 1.2 |
| Wooga Poplar | G | 29-29 | 13.1 | 4.8 | 2.1 |
| Bensley Joseph | G | 32-27 | 9.6 | 3.4 | 3.4 |
| Kyshawn George | G | 31-16 | 7.6 | 3.0 | 2.2 |

| RETURNING NUMBERS | AVG | PCT |
|-----------------------------------|-----------|------|
| Points | 24.8 | .317 |
| Rebounds (excludes team rebounds) | 8.9 | .247 |
| Assists | 4.6 | .317 |
| Blocks | 0.6 | .200 |
| Steals | 2.2 | .292 |
| Starts | 55 of 155 | .355 |

THE MATCHUP

• The Hurricanes are set to open the 2024-25 ACC schedule on Saturday when they host the Clemson Tigers in their ACC opener. Tipoff at the Watsco Center is set for 12 p.m. and the game will air on ESPN2 with Wes Durham and Cory Alexander on the call. Fans can also listen to the game on 560 WQAM.

• This will be the 36th all-time meeting between the Hurricanes and the Tigers and 29th since Miami joined the ACC ahead of the 2004-05 season. Clemson holds the narrow 18-17 edge in the all-time series but Miami boasts a 10-4 record when playing at home.

• The last time these two teams met, the Hurricanes fell to the Tigers, 77-60, in Clemson, S.C. Clemson's Chase Hunter dropped 20 against Miami and knocked down 5-of-8 shots from beyond the arc.

LAST TIME OUT

• The Hurricanes fell just short of the Arkansas Razorbacks (6-2), 76-73, Tuesday night at the Watsco Center in the SEC/ACC Challenge.

• The veteran Miami guards led the Hurricanes (3-5) on offense as graduate student Nijel Pack (22), senior Matthew Cleveland (15) and senior Jalen Blackmon (12) all scored in double-figures. Cleveland tallied his first double-double of the year with 15 points and 10 rebounds in the game.

SCOUTING THE TIGERS

• The Tigers enter Saturday's contest with an 8-1 overall record and on a five-game winning streak, most recently defeating No. 4 Kentucky, 70-66, in Clemson, S.C. The Tigers only loss this season came at Boise State, a 84-71 setback on No. 17.

• Clemson is led in scoring by Chase Hunter, who is averaging 15.7 points per game. Ian Schieffelin is averaging a double-double for the Tigers, totaling 12.3 points and 12.6 rebounds per contest, which ranks second and first on the team, respectively.

HURRICANE LEADERS

Led Miami in Points

| | Season | Career |
|-------------------|--------|--------|
| Nijel Pack | 3 | 19 |
| Matthew Cleveland | 1 | 8 |
| Lynn Kidd | 2 | 2 |
| Jalen Blackmon | 1 | 1 |
| Brandon Johnson | 1 | 1 |

| | |
|------------|---|
| Kiree Huie | 6 |
| Lynn Kidd | 2 |

20-Point Games

| | Season | Career |
|-------------------|--------|--------|
| Jalen Blackmon | | 33 |
| Nijel Pack | 2 | 24 |
| Matthew Cleveland | | 11 |
| Brandon Johnson | 1 | 8 |
| Lynn Kidd | 1 | 6 |
| Kiree Huie | | 4 |
| AJ Staton-McCray | | 4 |

30-Point Games

| | Season | Career |
|-----------------|--------|--------|
| Jalen Blackmon | | 6 |
| Nijel Pack | | 3 |
| Brandon Johnson | | 1 |
| Lynn Kidd | | 1 |

Led Miami in Rebounds

| | Season | Career |
|-------------------|--------|--------|
| Matthew Cleveland | 2 | 9 |
| Brandon Johnson | 6 | 6 |
| Nijel Pack | | 1 |
| Lynn Kidd | 1 | 1 |

Double-Figure Scoring Games

| | Season | Career |
|-------------------|--------|--------|
| Nijel Pack | 5 | 89 |
| Matthew Cleveland | 3 | 70 |
| Jalen Blackmon | 6 | 60 |
| Brandon Johnson | 3 | 54 |
| AJ Staton-McCray | 2 | 39 |
| Lynn Kidd | 4 | 42 |
| Kiree Huie | | 21 |
| Divine Ugochukwu | 2 | 2 |
| Austin Swartz | 1 | 1 |
| Jalil Bethea | 1 | 1 |
| Yussif Basa-Ama | | 1 |

Double-Figure Rebounding Games

| | Season | Career |
|-------------------|--------|--------|
| Brandon Johnson | 2 | 27 |
| Matthew Cleveland | 2 | 21 |
| Lynn Kidd | 1 | 8 |
| Kiree Huie | | 6 |
| AJ Staton-McCray | | 2 |

Consecutive Games in Double Figures

| | Season | Career |
|-------------------|--------|--------|
| Nijel Pack | 3 | 24 |
| Jalen Blackmon | 4 | 19 |
| Matthew Cleveland | | 18 |
| Brandon Johnson | | 10 |
| AJ Staton-McCray | | 7 |

Double-Doubles

| | Season | Career |
|-------------------|--------|--------|
| Brandon Johnson | 1 | 24 |
| Matthew Cleveland | 1 | 20 |
| Lynn Kidd | 1 | 6 |
| Kiree Huie | | 4 |
| AJ Staton-McCray | | 2 |



CANES VS. TIGERS

• Last time the Hurricanes and the Tigers met at the Watsco Center it was all fireworks for the home team as Miami defeated then-No. 16 Clemson 95-82.

• The starting five combined to score all 95 of Miami's points and three players – Nijel Pack (25), Matthew Cleveland (23) and Norchad Omier (23) – scored in double-figures.

• In the second half, Miami shot 75 percent from the field, its highest shooting percentage in a half since joining the ACC (2004-05). Nijel Pack and Matthew Cleveland were each a perfect 6-of-6 from the field and 2-of-2 from 3-point range.

AN ELITE CLUB

• Nijel Pack is one of 10 active Division I players with 1,500-plus career points (1,711) and 350-plus career assists (354), having reached the 350-assist mark during the Charleston Classic.

• Pack currently ranks tied for ninth in the nation (second in the ACC) in assist/turnover ratio (5.60) and seventh in the ACC in assists per game (4.67).

KEYS TO THE GAME

- Miami has had success this season when it:
 - > Tallies 15 or more assists (3-1)
 - > Outrebounds its opponent (3-1)
 - > has 4+ Hurricanes in double-figures (3-1)

DUNK TRACKER

| Player | Game High | Season Total |
|----------------------|-----------|--------------|
| Brandon Johnson | 3 | 7 |
| Matthew Cleveland | 4 | 7 |
| Lynn Kidd | 2 | 4 |
| Austin Swartz | 1 | 1 |
| Divine Ugochukwu | 1 | 1 |
| Jalen Blackmon | 1 | 1 |
| Isaiah Johnson-Arigo | 1 | 1 |
| Miami Total | | 22 |
| Opponents | | 14 |

ACC STANDINGS

| | ACC | ACC % | Overall | Overall % | Streak |
|--------------------|------------|-------------|------------|-------------|-----------|
| 1. Clemson | 0-0 | .000 | 8-1 | .889 | W5 |
| 2. Florida State | 0-0 | .000 | 7-2 | .778 | L1 |
| 3. Pitt | 0-0 | .000 | 7-2 | .778 | L1 |
| 4. SMU | 0-0 | .000 | 7-2 | .778 | W3 |
| 5. Stanford | 0-0 | .000 | 7-2 | .778 | W1 |
| 6. California | 0-0 | .000 | 6-2 | .750 | L1 |
| 7. Duke | 0-0 | .000 | 6-2 | .750 | W2 |
| 8. Wake Forest | 0-0 | .000 | 7-3 | .700 | L1 |
| 9. Boston College | 0-0 | .000 | 6-3 | .667 | L2 |
| 10. Louisville | 0-0 | .000 | 5-3 | .625 | L2 |
| 11. NC State | 0-0 | .000 | 5-3 | .625 | L3 |
| 12. Virginia | 0-0 | .000 | 5-3 | .625 | L1 |
| 13. Syracuse | 0-0 | .000 | 4-3 | .571 | L1 |
| 14. Georgia Tech | 0-0 | .000 | 4-4 | .500 | L1 |
| 15. North Carolina | 0-0 | .000 | 4-4 | .500 | L3 |
| 16. Notre Dame | 0-0 | .000 | 4-5 | .444 | L5 |
| 17. Miami | 0-0 | .000 | 3-5 | .375 | L5 |
| 18. Virginia Tech | 0-0 | .000 | 3-5 | .375 | L5 |

ON THE BOARDS

• Brandon Johnson has been dominant on the glass this season, averaging 8.0 rebounds per contest, good for sixth in the ACC.

• The Raleigh, N.C., has led the Hurricanes in rebounding in six of eight games played this season and totaled double-digit rebounds in back-to-back games (10 vs. Oklahoma State, 12 vs. VCU).

IK FOR BRANDON

• Brandon Johnson scored his 1,000th career point against Coppin State, becoming the fourth active Hurricane to reach 1,000 career points (1,049), joining Nijel Pack (1,711), Jalen Blackmon (1,364) and Matthew Cleveland (1,204).

• Miami is one of 17 Division I teams with four or more active 1,000-point scorers. Of those 17 teams, the Hurricanes are one of four programs with a player who ranks among the top-20 active all-time point leaders (Nijel Pack, 17th).

HOME SWEET HOME

• As a whole, Miami is 277-101 (.735) at the Watsco Center, which opened as the Miami Convocation Center Jan. 4, 2003.

• The Hurricanes are 155-57 (.734) at the Watsco Center in Jim Larrañaga's 13 seasons at the helm.

• In conference home games, Miami is 107-71 since joining the ACC ahead of the 2004-05 season.

UPCOMING MILESTONES

• Several Hurricanes are approaching major milestones in their college basketball career:

| Player | Milestone | Current |
|------------------|----------------|---------|
| AJ Staton-McCray | 1,000 Points | 860 |
| Brandon Johnson | 1,000 Rebounds | 745 |
| Jalen Blackmon | 1,500 Points | 1,376 |
| Nijel Pack | 2,000 Points | 1,733 |

THE POLLS

Associated Press

| Rk. | Team (No. 1 votes) | Rec. | Pts. |
|-----|--------------------|------|------|
| 1 | Kansas (35) | 7-0 | 1499 |
| 2 | Auburn (26) | 7-0 | 1490 |
| 3 | Tennessee | 7-0 | 1351 |
| 4 | Kentucky | 7-0 | 1267 |
| 5 | Marquette | 8-0 | 1246 |
| 6 | Iowa State | 5-1 | 1225 |
| 7 | Gonzaga | 7-1 | 1181 |
| 8 | Purdue | 7-1 | 1058 |
| 9 | Duke | 5-2 | 941 |
| 10 | Alabama | 6-2 | 939 |
| 11 | Wisconsin | 8-0 | 903 |
| 12 | Oregon | 8-0 | 806 |
| 13 | Florida | 8-0 | 782 |
| 14 | Cincinnati | 6-0 | 774 |
| 15 | Baylor | 5-2 | 567 |
| 16 | Memphis | 6-1 | 500 |
| 17 | Houston | 4-3 | 402 |
| 18 | Pittsburgh | 7-1 | 374 |
| 19 | Illinois | 6-1 | 351 |
| 20 | North Carolina | 4-3 | 292 |
| 21 | Oklahoma | 7-0 | 266 |
| 22 | Texas A&M | 6-2 | 207 |
| 23 | Ole Miss | 6-1 | 165 |
| 24 | San Diego State | 4-2 | 143 |
| 25 | UConn | 5-3 | 123 |

Others receiving votes: Michigan State 108, Arkansas 104, Texas 97, Michigan 95, Arizona State 89, Indiana 72, Drake 58, Xavier 33, Utah State 28, Louisville 27, West Virginia 26, Clemson 25, Dayton 24, BYU 24, Texas Tech 22, Nebraska 22, Miss. State 20, Ohio State 19, Maryland 13, UCLA 13, Creighton 12, Saint Mary's 11, Georgia 10, St. John's 7, Loyola Chicago 4, DePaul 3, Florida State 3, UC Irvine 2, Columbia 2

USA Today Coaches Poll

| Rk. | Team (No. 1 votes) | Rec. | Pts. |
|-----|--------------------|------|------|
| 1 | Kansas (19) | 7-0 | 760 |
| 2 | Auburn (12) | 7-0 | 755 |
| 3 | Tennessee | 7-0 | 694 |
| 4 | Marquette | 8-0 | 646 |
| 5 | Iowa State | 5-1 | 629 |
| 6 | Kentucky | 7-0 | 628 |
| 7 | Purdue | 7-1 | 535 |
| 8 | Gonzaga | 7-1 | 517 |
| 9 | Duke | 5-2 | 472 |
| 10 | Oregon | 8-0 | 457 |
| 11 | Wisconsin | 8-0 | 450 |
| 12 | Alabama | 6-2 | 441 |
| 13 | Florida | 8-0 | 427 |
| 14 | Cincinnati | 6-0 | 376 |
| 15 | Memphis | 6-1 | 265 |
| 16 | Baylor | 5-2 | 262 |
| 17 | Illinois | 6-1 | 234 |
| 18 | Houston | 4-3 | 221 |
| 19 | Pittsburgh | 7-1 | 213 |
| 20 | Ole Miss | 6-1 | 139 |
| 21 | Oklahoma | 7-0 | 111 |
| 22 | North Carolina | 4-3 | 96 |
| 23 | Michigan | 6-1 | 90 |
| 24 | Texas A&M | 6-2 | 86 |
| 25 | Michigan State | 6-2 | 73 |

Others receiving votes: UConn 63, San Diego State 56, Texas 54, Miss. State 39, Arizona State 39, Drake 34, Texas Tech 32, Arkansas 28, UCLA 17, Xavier 16, BYU 16, Ohio State 15, Utah State 13, Saint Mary's 12, Dayton 10, St. John's 8, Nebraska 8, Creighton 8, Indiana 8, West Virginia 5, Clemson 5, Maryland 5, Georgia 3, Arizona 2, Nevada 1, UC Irvine 1

*updated 12/2/24



NCAA STATS

Team

| Category (Value) | NCAA | ACC |
|-----------------------------------|------|-----|
| Assist/Turnover Ratio (1.51) | 50 | 2 |
| Assists Per Game (14.4) | 160 | 7 |
| Bench Points per game (27.25) | 93 | 5 |
| Blocks Per Game (2.9) | 234 | 14 |
| Effective FG pct (0.575) | 26 | 1 |
| Fastbreak Points (8.5) | 266 | 13 |
| Field Goal Percentage (49.8) | 28 | 1 |
| FG Percentage Defense (46.8) | 318 | 18 |
| Fouls Per Game (15.9) | 95 | 5 |
| FT Attempts Per Game (17.9) | 254 | 15 |
| Free Throw Percentage (81.1) | 7 | 1 |
| FT Made Per Game (14.5) | 152 | 11 |
| Rebound Margin (3.3) | 153 | 11 |
| Rebounds (24.38) | 247 | 15 |
| Rebounds (9.5) | 265 | 16 |
| Rebounds Per Game (33.88) | 290 | 17 |
| Scoring Defense (74.4) | 252 | 14 |
| Scoring Margin (8) | 130 | 9 |
| Scoring Offense (82.4) | 60 | 3 |
| Steals Per Game (6.3) | 257 | 12 |
| 3-Point Attempts Per Game (25.6) | 94 | 3 |
| 3-Point Percentage (35.6) | 105 | 7 |
| 3-Point Percentage Defense (36.9) | 318 | 18 |
| 3-Pointers Per Game (9.1) | 79 | 2 |
| Turnover Margin (0.9) | 174 | 11 |
| Turnovers Forced Per Game (10.38) | 311 | 14 |
| Turnovers Per Game (9.5) | 19 | 1 |
| Winning Percentage (37.5) | 272 | 17 |

Individual (Top-50 Nationally)

| Category (Value) | NCAA | ACC |
|------------------|------|-----|
|------------------|------|-----|

Assist/Turnover Ratio

| | | |
|-------------------|---|---|
| Nijel Pack (4.86) | 8 | 2 |
|-------------------|---|---|

Defensive Rebounds Per Game

| | | |
|------------------------|----|---|
| Brandon Johnson (6.25) | 45 | 6 |
|------------------------|----|---|

* updated 12/5/24

WELCOME TO THE U

• The Hurricanes signed a pair of four-star recruits on Nov. 13, making up the nation's No. 10 recruiting class per Rivals.

• Guard Matthew Able checked in as the No. 34 player in the class per 247Sports Composite rankings. On the 3SSB Circuit in 2024, Able averaged 13.6 points, 5.0 rebounds, 1.5 assists and 1.4 steals in 19 games.

• Benjamin Ahmed is the No. 94 player in the nation per 247Sports Composite rankings and second-best player out of Connecticut. He helped Putnam Science Academy win the National Prep Championship in 2023.

COUNTDOWN TO 750

• Head coach Jim Larrafiaga earned his 743rd win as a Division I collegiate head coach on Sunday against Coppin State, putting him just seven wins away from 750 in his career.

• Once he hits that mark, Coach L will be one of just 25 coaches in Division I men's basketball history to win 750 games. He will join the likes of ACC basketball coaching greats Mike Krzyzewski (1,202), Jim Boeheim (1,015) and Roy Williams (903).

VS. 2024-25 OPPONENTS

| OPPONENT | REC. | STRK | LAST MEETING |
|-------------------|-------|------|----------------------|
| Arkansas | 1-0 | W1 | W, 75-71 (3/17/00) |
| Binghamton | 0-1 | L1 | L, 79-74 (12/20/06) |
| Boston College | 29-30 | L3 | L, 81-65 (3/12/24) |
| California | N/A | N/A | N/A |
| Charleston South. | N/A | N/A | N/A |
| Clemson | 17-18 | L1 | L, 77-60 (2/14/24) |
| Coppin State | 3-0 | W3 | W, 91-60 (12/21/19) |
| Duke | 10-26 | L2 | L, 84-55 (2/21/24) |
| FDU | 1-1 | W1 | W, 81-68 (1/4/88) |
| Florida State | 37-56 | L3 | L, 83-75 (3/9/24) |
| Georgia Tech | 16-14 | L2 | L, 80-76 (2/24/24) |
| Louisville | 8-14 | L1 | L, 80-71 (1/10/24) |
| Mount St. Mary's | 1-0 | W1 | W, 86-83 (12/8/66) |
| North Carolina | 10-28 | L2 | L, 75-71 (2/26/24) |
| NC State | 14-17 | L2 | L, 74-68 (1/30/24) |
| Notre Dame | 15-15 | W3 | W, 73-61 (1/24/24) |
| Pittsburgh | 27-21 | W2 | W, 72-68 (1/27/24) |
| Presbyterian | N/A | N/A | N/A |
| SMU | 0-2 | L2 | L, 69-60 (12/19/90) |
| Stanford | 2-2 | W1 | W, 67-53 (11/24/16) |
| Syracuse | 12-21 | L1 | L, 72-69 (1/20/24) |
| Virginia | 13-16 | L1 | L, 60-38 (2/5/24) |
| Virginia Tech | 29-20 | W4 | W, 82-74 (2/3/24) |
| Wake Forest | 16-14 | L1 | L, 86-82 OT (1/6/24) |

*All information is as of the start of the 2024-25 season

GAME-BY-GAME BREAKDOWN

| Date | Opponent | Site | Time | TV | Jersey | Tip-off | Attend. | Result |
|-------|-------------------|----------------------|------------|---------|--------|----------|---------|-----------|
| 11/4 | FDU | Coral Gables, Fla. | 7 p.m. | ACCNX | White | Miami | 5,550 | W, 113-72 |
| 11/10 | Binghamton | Coral Gables, Fla. | 2 p.m. | ACCNX | White | Miami | 5,701 | W, 88-64 |
| 11/17 | Coppin State | Coral Gables, Fla. | 2 p.m. | ACCNX | White | Miami | 5,361 | W, 93-63 |
| 11/21 | vs. Drake | Charleston, S.C. | 12 p.m. | ESPN2 | Black | Drake | 1,818 | L, 80-69 |
| 11/22 | vs. Oklahoma St. | Charleston, S.C. | 2 p.m. | ESPNU | Green | Miami | 1,936 | L, 80-74 |
| 11/24 | vs. VCU | Charleston, S.C. | 12:30 p.m. | ESPN+ | Orange | VCU | 1,437 | L, 77-70 |
| 11/30 | Charleston So. | Coral Gables, Fla. | 2 p.m. | ACCNX | White | Miami | 3,244 | L, 83-79 |
| 12/3 | Arkansas | Coral Gables, Fla. | 7 p.m. | ESPN2 | White | Arkansas | 6,389 | L, 76-73 |
| 12/7 | Clemson | Coral Gables, Fla. | 12 p.m. | ESPN2 | | | | |
| 12/10 | vs. Tennessee | New York, N.Y. | 6:30 p.m. | ESPN | | | | |
| 12/15 | Presbyterian | Coral Gables, Fla. | 2 p.m. | ACCNX | | | | |
| 12/21 | Mount St. Mary's | Coral Gables, Fla. | 2 p.m. | ACCNX | | | | |
| 1/1 | at Boston Coll. | Chestnut Hill, Mass. | TBA | ACCN | | | | |
| 1/4 | at Virginia Tech | Blacksburg, Va. | 2 p.m. | ACCN | | | | |
| 1/8 | Florida State | Coral Gables, Fla. | 7 p.m. | ACCN | | | | |
| 1/11 | Wake Forest | Coral Gables, Fla. | 5:15 p.m. | The CW | | | | |
| 1/14 | at Duke | Durham, N.C. | 9 p.m. | ESPN | | | | |
| 1/18 | SMU | Coral Gables, Fla. | TBA | ESPN2/U | | | | |
| 1/22 | at Stanford | Stanford, Calif. | 11 p.m. | ESPN2/U | | | | |
| 1/25 | at Cal | Berkeley, Calif. | 8:30 p.m. | ESPN2/U | | | | |
| 1/29 | Virginia | Coral Gables, Fla. | 7 p.m. | ESPN2/U | | | | |
| 2/1 | Notre Dame | Coral Gables, Fla. | 8 p.m. | ESPN2 | | | | |
| 2/8 | at Louisville | Louisville, Ky. | 2 p.m. | ESPN2 | | | | |
| 2/11 | Syracuse | Coral Gables, Fla. | 7 p.m. | ACCN | | | | |
| 2/15 | at Pittsburgh | Pittsburgh, Pa. | 12 p.m. | ESPN/2 | | | | |
| 2/19 | at Florida State | Tallahassee, Fla. | 9 p.m. | ACCN | | | | |
| 2/22 | Virginia Tech | Coral Gables, Fla. | 6 p.m. | ACCN | | | | |
| 2/25 | Duke | Coral Gables, Fla. | 7 p.m. | ESPN | | | | |
| 3/1 | at North Carolina | Chapel Hill, N.C. | 12 p.m. | ESPN/2 | | | | |
| 3/4 | at Georgia Tech | Atlanta, Ga. | 7 p.m. | ACCN | | | | |
| 3/8 | NC State | Coral Gables, Fla. | 2:15 p.m. | The CW | | | | |



A MIAMI WIN WOULD...

- > Snap a five-game losing streak for the Hurricanes.
- > Bring head coach Jim Larrañaga to 744 career wins, just six away from 750.
- > Tie the all-time series against Clemson at 18 wins apiece.
- > Move Miami to 10-11 in ACC openers.

KY TO THE LEAGUE

• In June, Kyshawn George was selected 24th overall by the Washington Wizards via a proposed trade with the New York Knicks in the 2024 NBA Draft at the Barclays Center in Brooklyn, N.Y.

• George was the 26th player in Miami program history to hear his name called in the NBA Draft and the first first-round draft pick since Lonnie Walker IV was selected 18th overall in 2018.

• At least one Hurricane has been chosen in five of the last eight NBA Drafts – George, Jordan Miller (2023), Isaiah Wong (2023), Dewan Hernandez (2019), Lonnie Walker IV (2018) and Bruce Brown Jr. (2018) and Davon Reed (2017).

KEEPING ELITE COMPANY

• Nijel Pack currently sits 17th among all active D-I players in career points (1,733), fifth in career 3-pointers (309) and 12th in 3-pointers per game (2.58).

• Lynn Kidd ranks third among all active D-I players in career field goal percentage (.665), while guard Jalen Blackmon ranks fourth in career free-throw percentage (.903).

• Forward Brandon Johnson is tied for 13th among active D-I players for career double-doubles with 24.

PACK x ACC POTW

• Graduate student Nijel Pack was named ACC Co-Player of the Week alongside Florida State's Jamir Watkins on Nov. 11. Pack averaged 19.0 points, 5.5 assists and 2.5 rebounds per game in the opening week of the season.

• Pack is the first Hurricane to be named ACC Player of the Week since Feb. 6, 2023 when he earned the same accolade. Pack is a four-time conference player of the week honoree having been named ACC Player of the Week twice and Big 12 Player of the Week twice while at Kansas State.

STARTING LINEUPS

| Date | Opponent | 1 | 2 | 3 | 4 | 5 |
|-------|-------------------|--------------|----------------|-------------------|-----------------|-----------|
| 11/4 | FDU | Nijel Pack | Jalen Blackmon | AJ Staton-McCray | Brandon Johnson | Lynn Kidd |
| 11/10 | Binghamton | Nijel Pack | Jalen Blackmon | AJ Staton-McCray | Brandon Johnson | Lynn Kidd |
| 11/17 | Coppin State | Nijel Pack | Jalen Blackmon | Matthew Cleveland | Brandon Johnson | Lynn Kidd |
| 11/21 | vs. Drake | Nijel Pack | Jalen Blackmon | Matthew Cleveland | Brandon Johnson | Lynn Kidd |
| 11/22 | vs. Oklahoma St. | Nijel Pack | Jalen Blackmon | Matthew Cleveland | Brandon Johnson | Lynn Kidd |
| 11/24 | vs. VCU | Nijel Pack | Jalen Blackmon | Matthew Cleveland | Brandon Johnson | Lynn Kidd |
| 11/30 | Charleston So. | Jalil Bethea | Jalen Blackmon | AJ Staton-McCray | Brandon Johnson | Lynn Kidd |
| 12/3 | Arkansas | Nijel Pack | Austin Swartz | AJ Staton-McCray | Brandon Johnson | Lynn Kidd |
| 12/7 | Clemson | | | | | |
| 12/10 | vs. Tennessee | | | | | |
| 12/15 | Presbyterian | | | | | |
| 12/21 | Mount St. Mary's | | | | | |
| 1/1 | at Boston Coll. | | | | | |
| 1/4 | at Virginia Tech | | | | | |
| 1/8 | Florida State | | | | | |
| 1/11 | Wake Forest | | | | | |
| 1/14 | at Duke | | | | | |
| 1/18 | SMU | | | | | |
| 1/22 | at Stanford | | | | | |
| 1/25 | at Cal | | | | | |
| 1/29 | Virginia | | | | | |
| 2/1 | Notre Dame | | | | | |
| 2/8 | at Louisville | | | | | |
| 2/11 | Syracuse | | | | | |
| 2/15 | at Pittsburgh | | | | | |
| 2/19 | at Florida State | | | | | |
| 2/22 | Virginia Tech | | | | | |
| 2/25 | Duke | | | | | |
| 3/1 | at North Carolina | | | | | |
| 3/4 | at Georgia Tech | | | | | |
| 3/8 | NC State | | | | | |

NET TRACKER

MIAMI BY WEEK: I76

| Date | NET |
|-------|-----|
| 12/2 | 191 |
| 12/9 | |
| 12/16 | |
| 12/23 | |
| 12/30 | |
| 1/6 | |
| 1/13 | |
| 1/20 | |
| 1/27 | |
| 2/3 | |
| 2/10 | |
| 2/17 | |
| 2/24 | |
| 3/3 | |
| 3/10 | |
| 3/17 | |

OPPONENT NET RANKING

| To Be Played | NET Then | NET Now |
|--------------------|----------|---------|
| FDU | - | 333 |
| Binghamton | - | 324 |
| Coppin State | - | 363 |
| vs. Drake | - | 46 |
| vs. Oklahoma State | - | 88 |
| vs. VCU | - | 68 |
| Char. Southern | - | 272 |
| Arkansas | 51 | 53 |

| To Be Played | Date | NET |
|-------------------|-------------|-----|
| Clemson | 12/7 | 15 |
| vs. Tennessee | 12/10 | 1 |
| Presbyterian | 12/15 | 185 |
| Mount St. Mary's | 12/21 | 219 |
| at Boston College | 1/1 | 187 |
| at Virginia Tech | 1/4 & 2/22 | 231 |
| Florida State | 1/8 & 2/19 | 73 |
| Wake Forest | 1/11 | 121 |
| at Duke | 1/14 & 2/25 | 4 |
| SMU | 1/18 | 44 |
| at Stanford | 1/22 | 78 |
| at Cal | 1/25 | 82 |
| Virginia | 1/29 | 125 |
| Notre Dame | 2/1 | 105 |
| at Louisville | 2/8 | 30 |
| Syracuse | 2/11 | 154 |
| at Pittsburgh | 2/15 | 12 |
| at North Carolina | 3/1 | 41 |
| at Georgia Tech | 3/4 | 180 |
| NC State | 3/8 | 120 |

* updated 12/5/24



PRO CANES

CURRENT CANES OVERSEAS (34)

Rion Brown

> Panionios Athens (Greece)

Ivan Cruz-Uceda

> Fuenlabrada (Spain)

Julian Gamble

> Scafati (Italy)

Gary Hamilton

> Koshigaya Alphas (Japan)

Dewan Hernandez

> ASP Promitheas Patras (Greece)

Ebuka Izundu

> Galatasaray Ekmas Istanbul (Turkey)

Tonye Jekiri

> CSKA (Russia)

DeQuan Jones

> NLEX Road Warriors (Phillippines)

Kenny Kadji

> Al Ahli (Saudi Arabia)

Shane Larkin

> Anadolu Efes Istanbul (Turkey)

Sheldon Mac

> Aguada (Puerto Rico)

Deng Gak

> Amman United (Jordan)

Julian Gamble

> Lobos BUAP (Mexico)

Gary Hamilton

> Gukui Blowinds (Japan)

Dewan Hernandez

> ASP Promitheas Patras (Greece)

Ebuka Izundu

> Galatasaray Ekmas Istanbul (Turkey)

Tonye Jekiri

> CSKA (Russia)

DeQuan Jones

> Al Sharjah (UAE)

Kenny Kadji

> KSA (Cameroon)

Shane Larkin

> Anadolu Efes Istanbul (Turkey)

Anthony Lawrence II

> Pilots (Taiwan)

Kameron McGusty

> Legia Warszawa (Poland)

Trey McKinney-Jones

> Gunma Crane (Japan)

Charlie Moore

> Leche Rio Breogan Lugo (Spain)

Kamari Murphy

> Verona (Italy)

Ja'Quan Newton

> Albany Patroons (United States)

Angel Rodriguez

> RSW Liege Basket (Belgium)

Durand Scott

> Oviedo (Spain)

Keith Stone

> Mineros de Zacatecas (Mexico)

Ivan Uceda

> Zunder Palencia (Spain)

Dejan Vasiljevic

> Adelaide (Australia)

Sam Waardenburg

> Cairns Taipans (Australia)

Anthony Walker

> Beroe (Bulgaria)

Lonnie Walker IV

> Zalgiris (Lithuania)

PRESEASON ACCOLADES

• Nijel Pack was named to the Preseason All-ACC First Team in October, marking the fifth season in a row that Miami has had a player earn that honor.

• Miami is one of three schools, alongside Duke and North Carolina, to have placed a player on the Preseason All-ACC First Team in each of the last five seasons – (Pack – 2024, Norchad Omier – 2023, Isaiah Wong – 2022 and 2021, Chris Lykes – 2020).

STAFFING UPDATES

• During the offseason, head coach Jim Larrañaga made a few updates to his coaching staff.

• Joe Gimbel was elevated to Assistant Coach / Head Video Director after serving as the program's head video director for the last three seasons.

• Pete Matthews was tabbed as the Director of Recruiting after spending the past two seasons as a graduate assistant with the men's basketball program.

• Both were instrumental to the program during the Hurricanes' Final Four run in 2022-23.

RIGHTFUL RECOGNITION

• In late September, head coach Jim Larrañaga was honored as a 2024 Joe Lapchick Character Award recipient alongside Fran Dunphy, Lon Kruger and Dianna Nolan.

• Larrañaga ranks sixth among all Division I head coaches (first among active ACC head coaches) in total wins at 743. He is currently in 27th on the list of all-time winningest head coaches, with the opportunity to crack the top-25 this season.

NBA CANES

Bruce Brown

> Toronto Raptors

> has not played in 2024-25

Kyshawn George

> Washington Wizards

> 8.2 ppg, 4.1 rpg, 2.7 apg in 17 games

Jordan Miller

> LA Clippers

> 7.2 ppg, 1.8 rpg, 1.0 apg in 9 games

Isaiah Wong

> Charlotte Hornets

> signed with Hornets on Nov. 30

G-LEAGUE CANES

Davon Reed

> Mexico City Capitanes

FIRST POINTS OF THE GAME

| Player | Dunk/Layup | Jumper | 3-Pointer | Free Throw |
|-------------------|------------|--------|-----------|------------|
| Matthew Cleveland | 1 | | 1 | 2 |
| Brandon Johnson | | | 1 | |
| Lynn Kidd | 3 | | | |
| Nijel Pack | | | | |
| AJ Staton-McCray | | | | |
| Team | 4 | | 2 | 2 |

10 COMMITMENTS OF MIAMI BASKETBALL

Prior to each practice, 10 poster boards are placed on the baseline, each featuring one commitment of Miami basketball. The 10 commitments are as follows:

1. We will set our defense every time.
2. We will pressure the man with the ball.
3. We will pack the lane to prevent penetration.
4. We will contest all shots, hands high, without fouling.
5. We will block out, rebound and run.
6. We will run for layups and open threes.
7. We will share the ball.
8. We will penetrate the defense.
9. We will create good shots both inside and outside.
10. We will attack the offensive boards.

HONORS/WATCHLISTS

Jalil Bethea

• Jerry West Shooting Guard Presason Top 20

Matthew Cleveland

• Julius Erving Small Forward Presason Top 20

Nijel Pack

• Preseason All-ACC First Team

• ACC Co-Player of the Week (Nov. 11)



THE NUMBERS

SPECIALTY STATS

| Date | Opponent | W/L | UM Big | Opp Big | Ties | Chg | UM in | Opp in | Tied | Pts Off TOs | | Paint | | 2nd Ch | | Fast Brk | | Bench | |
|-------|-------------------|-----|---------|---------|------|-----|-------|--------|-------|-------------|-----|-------|-----|--------|-----|----------|-----|-------|-----|
| | | | Lead | Lead | | | Lead | Lead | | UM | Opp | UM | Opp | UM | Opp | UM | Opp | UM | Opp |
| 11/4 | FDU | W | 43 (2H) | 3 (1H) | 0 | 1 | 37:41 | 1:20 | 00:59 | 27 | 9 | 66 | 34 | 14 | 4 | 13 | 3 | 39 | 16 |
| 11/10 | Binghamton | W | 29 (2H) | 6 (1H) | 1 | 1 | 34:32 | 4:13 | 1:15 | 17 | 9 | 30 | 28 | 10 | 3 | 13 | 10 | 36 | 19 |
| 11/17 | Coppin State | W | 30 (2H) | - | - | - | 38:08 | - | 1:52 | 11 | 15 | 38 | 28 | 8 | 8 | 11 | 9 | 36 | 13 |
| 11/21 | vs. Drake | L | - | 15 (2H) | - | - | - | 39:44 | 00:16 | 6 | 9 | 18 | 36 | 6 | 13 | 2 | 2 | 19 | 16 |
| 11/22 | vs. Okla. State | L | - | 20 (2H) | - | - | - | 38:20 | 1:40 | 10 | 10 | 30 | 30 | 16 | 14 | 7 | 3 | 14 | 38 |
| 11/24 | vs. VCU | L | - | 16 (2H) | 1 | - | - | 39:05 | 00:55 | 10 | 9 | 26 | 28 | 20 | 11 | 6 | 12 | 26 | 22 |
| 11/30 | Charleston So. | L | 7 (1H) | 13 (2H) | 3 | 0 | 10:51 | 26:16 | 2:53 | 12 | 15 | 22 | 38 | 4 | 22 | 5 | 0 | 19 | 8 |
| 12/3 | Arkansas | L | 1 (1H) | 3 (2H) | 2 | 1 | 36:15 | 1:47 | 1:58 | 17 | 11 | 30 | 36 | 8 | 11 | 11 | 9 | 29 | 19 |
| 12/7 | Clemson | | | | | | | | | | | | | | | | | | |
| 12/10 | vs. Tennessee | | | | | | | | | | | | | | | | | | |
| 12/15 | Presbyterian | | | | | | | | | | | | | | | | | | |
| 12/21 | Mount St. Mary's | | | | | | | | | | | | | | | | | | |
| 1/1 | at Boston Coll. | | | | | | | | | | | | | | | | | | |
| 1/4 | at Virginia Tech | | | | | | | | | | | | | | | | | | |
| 1/8 | Florida State | | | | | | | | | | | | | | | | | | |
| 1/11 | Wake Forest | | | | | | | | | | | | | | | | | | |
| 1/14 | at Duke | | | | | | | | | | | | | | | | | | |
| 1/18 | SMU | | | | | | | | | | | | | | | | | | |
| 1/22 | at Stanford | | | | | | | | | | | | | | | | | | |
| 1/25 | at Cal | | | | | | | | | | | | | | | | | | |
| 1/29 | Virginia | | | | | | | | | | | | | | | | | | |
| 2/1 | Notre Dame | | | | | | | | | | | | | | | | | | |
| 2/8 | at Louisville | | | | | | | | | | | | | | | | | | |
| 2/11 | Syracuse | | | | | | | | | | | | | | | | | | |
| 2/15 | at Pittsburgh | | | | | | | | | | | | | | | | | | |
| 2/19 | at Florida State | | | | | | | | | | | | | | | | | | |
| 2/22 | Virginia Tech | | | | | | | | | | | | | | | | | | |
| 2/25 | Duke | | | | | | | | | | | | | | | | | | |
| 3/1 | at North Carolina | | | | | | | | | | | | | | | | | | |
| 3/4 | at Georgia Tech | | | | | | | | | | | | | | | | | | |
| 3/8 | NC State | | | | | | | | | | | | | | | | | | |

FIRST HALF VS. SECOND HALF BREAKDOWN

| Half | PTS | Opp PTS | Margin | FG% | Opp FG% | 3FG% | Opp 3FG% | FT% | Opp FT% | REB | AST | TO | STL | BLK |
|----------|------|---------|--------|------|---------|------|----------|------|---------|------|-----|-----|-----|-----|
| First | 38.6 | 34.6 | +4.0 | .483 | .450 | .410 | .378 | .708 | .650 | 16.8 | 7.6 | 4.5 | 3.5 | 1.6 |
| Second | 43.8 | 39.8 | +4.0 | .512 | .489 | .305 | .358 | .897 | .721 | 17.1 | 6.8 | 5.0 | 2.8 | 1.3 |
| Overtime | | | | | | | | | | | | | | |

WINS VS. LOSSES BREAKDOWN

| | PTS | Opp PTS | Margin | FG% | Opp FG% | 3FG% | Opp 3FG% | FT% | Opp FT% | REB | AST | TO | STL | BLK |
|--------|------|---------|--------|------|---------|------|----------|------|---------|------|------|------|-----|-----|
| Wins | 98.0 | 66.3 | +31.7 | .576 | .433 | .427 | .317 | .808 | .617 | 39.0 | 18.0 | 8.0 | 9.3 | 3.0 |
| Losses | 73.0 | 79.2 | -6.2 | .445 | .488 | .315 | .397 | .813 | .762 | 30.8 | 12.2 | 10.4 | 4.4 | 2.8 |

MONTH-BY-MONTH BREAKDOWN

| Month | Record | PPG | Opp PPG | Margin | FG% | Opp FG% | 3FG% | Opp 3FG% | RPG | APG | SPG | BPG |
|----------|--------|------|---------|--------|------|---------|------|----------|------|------|-----|-----|
| November | 3-4 | 83.7 | 74.1 | +9.6 | .500 | .466 | .364 | .353 | 34.0 | 14.4 | 6.7 | 2.7 |
| December | 0-1 | 73.0 | 76.0 | -3.0 | .483 | .484 | .310 | .478 | 33.0 | 14.0 | 3.0 | 4.0 |
| January | | | | | | | | | | | | |
| February | | | | | | | | | | | | |
| March | | | | | | | | | | | | |



MIAMI HURRICANES ROSTER

NUMERICAL ROSTER

| # | NAME | POS. | HT. | WT. | CL. | HOMETOWN / HIGH SCHOOL / LAST SCHOOL |
|----|----------------------|------|------|-----|-------|---|
| 0 | Matthew Cleveland | G | 6-7 | 210 | Sr. | Atlanta, Ga. / Pace Academy / Florida State |
| 1 | Lynn Kidd | C | 6-10 | 241 | Gr. | Gainesville, Fla. / IMG Academy / Virginia Tech |
| 2 | Brandon Johnson | F | 6-8 | 223 | Sr. | Raleigh, N.C. / Rolesville / East Carolina |
| 3 | Jalil Bethea | G | 6-5 | 190 | Fr. | Philadelphia, Pa. / Archbishop Wood |
| 4 | Isaiah Johnson-Arigu | F | 6-7 | 220 | Fr. | Minneapolis, Minn. / Totino-Grace |
| 5 | Jalen Blackmon | G | 6-2 | 180 | Sr. | Marion, Ind. / Marion / Stetson |
| 8 | Xander Alarie | F | 6-8 | 195 | Fr. | Potomac, Md. / St. Andrew's Episcopal School |
| 10 | Paul Djobet | G | 6-7 | 209 | So. | Lille, France / West Oaks Academy (Fla.) |
| 11 | AJ Staton-McCray | G | 6-4 | 196 | R-Jr. | Delray Beach, Fla. / West Oaks Academy (Fla.) / Samford |
| 15 | Kiree Huie | F | 6-9 | 228 | Sr. | Grayson, Ga. / Grayson / Idaho State |
| 23 | Austin Swartz | G | 6-4 | 200 | Fr. | Concord, N.C. / Cannon School |
| 24 | Nijel Pack | G | 6-0 | 185 | Gr. | Indianapolis, Ind. / Lawrence Central / Kansas State |
| 35 | Yussif Basa-Ama | F | 6-9 | 213 | Gr. | Bolgatanga, Ghana / Saint Andrew's School (Fla.) / Yale |
| 99 | Divine Ugochukwu | G | 6-3 | 190 | Fr. | Sugar Land, Texas / Clements |

ALPHABETICAL ROSTER

| # | NAME | POS. | HT. | WT. | CL. | HOMETOWN / HIGH SCHOOL / LAST SCHOOL |
|----|----------------------|------|------|-----|-------|---|
| 35 | Yussif Basa-Ama | F | 6-9 | 213 | Gr. | Bolgatanga, Ghana / Saint Andrew's School (Fla.) / Yale |
| 8 | Xander Alarie | F | 6-8 | 195 | Fr. | Potomac, Md. / St. Andrew's Episcopal School |
| 5 | Jalen Blackmon | G | 6-2 | 180 | Sr. | Marion, Ind. / Marion / Stetson |
| 3 | Jalil Bethea | G | 6-5 | 190 | Fr. | Philadelphia, Pa. / Archbishop Wood |
| 0 | Matthew Cleveland | G | 6-7 | 210 | Sr. | Atlanta, Ga. / Pace Academy / Florida State |
| 10 | Paul Djobet | G | 6-7 | 209 | So. | Lille, France / West Oaks Academy (Fla.) |
| 15 | Kiree Huie | F | 6-9 | 228 | Sr. | Grayson, Ga. / Grayson / Idaho State |
| 2 | Brandon Johnson | F | 6-8 | 223 | Sr. | Raleigh, N.C. / Rolesville / East Carolina |
| 4 | Isaiah Johnson-Arigu | F | 6-7 | 220 | Fr. | Minneapolis, Minn. / Totino-Grace |
| 1 | Lynn Kidd | C | 6-10 | 241 | Gr. | Gainesville, Fla. / IMG Academy / Virginia Tech |
| 24 | Nijel Pack | G | 6-0 | 185 | Gr. | Indianapolis, Ind. / Lawrence Central / Kansas State |
| 11 | AJ Staton-McCray | G | 6-4 | 196 | R-Jr. | Delray Beach, Fla. / West Oaks Academy (Fla.) / Samford |
| 23 | Austin Swartz | G | 6-4 | 200 | Fr. | Concord, N.C. / Cannon School |
| 99 | Divine Ugochukwu | G | 6-3 | 190 | Fr. | Sugar Land, Texas / Clements |

BASKETBALL STAFF

Head Coach: Jim Larrañaga (Providence '71, 14th season)
Associate Head Coach: Bill Courtney (Bucknell '92, sixth season)
Assistant Coach: DJ Irving (Boston University '14, fourth season)
Assistant Coach: Kotie Kimble (Coastal Carolina '07, third season)
Assistant Coach / Head Video Director: Joe Gimbel (Temple '18, fourth season)
Director of Basketball Operations: Jeff Dyer (Delaware '14, eighth season, fourth as DOBO)
Director of Player Development: Chris Alvarez (Northeastern '09, second season)
Director of Recruiting: Pete Matthews (Robert Morris '22, first season)
Assistant Director of Basketball Operations: Jacob Klee (Miami '20, second season)
Strength & Conditioning Coach: Brandon Kuhn (Angelo State '06, second season)
Athletic Trainer: Sam Johnson (Grand Valley State [Mich.] '14, fourth season)
Physical Therapist: Tommy Otley (Asbury [Ky.] '17, third season)

PRONUNCIATION GUIDE

| NAME | FIRST | LAST |
|----------------------|-------------------------|---------------------|
| Xander Alarie | ZAN-der | AL-er-ee (like pal) |
| Yussif Basa-Ama | YOO-sif | BAHSH-yamma |
| Jalil Bethea | juh-LEEL | beth-EE-uh |
| Paul Djobet | | joe-BAY |
| Joe Gimbel | | GIMM-Bull |
| Kiree Huie | ky-REE | HUE-ee |
| Isaiah Johnson-Arigu | | ah-REE-goo |
| Brandon Kuhn | | KOON |
| Jim Larrañaga | | lare-uh-NAY-guh |
| AJ Staton-McCray | | STAY-ton |
| Nijel Pack | NYE-juhl (like "Nigel") | |
| Divine Ugochukwu | | oo-go-CHOOK-woo |

CLASS BREAKDOWN

| | |
|--------------------------|----------|
| Freshmen | 5 |
| Xander Alarie | |
| Jalil Bethea | |
| Isaiah Johnson-Arigu | |
| Austin Swartz | |
| Divine Ugochukwu | |
| Sophomore | 1 |
| Paul Djobet | |
| Redshirt Junior | 1 |
| A.J. Staton-McCray | |
| Seniors | 4 |
| Jalen Blackmon | |
| Matthew Cleveland | |
| Kiree Huie | |
| Brandon Johnson | |
| Graduate Students | 3 |
| Yussif Basa-Ama | |
| Lynn Kidd | |
| Nijel Pack | |

GEOGRAPHIC BREAKDOWN

| | |
|-----------------------|----------|
| Florida | 2 |
| Lynn Kidd | |
| A.J. Staton-McCray | |
| France | 1 |
| Paul Djobet | |
| Ghana | 1 |
| Yussif Basa-Ama | |
| Georgia | 2 |
| Matthew Cleveland | |
| Kiree Huie | |
| Indiana | 2 |
| Jalen Blackmon | |
| Nijel Pack | |
| Maryland | 1 |
| Xander Alarie | |
| Minnesota | 1 |
| Isaiah Johnson-Arigu | |
| North Carolina | 2 |
| Brandon Johnson | |
| Austin Swartz | |
| Pennsylvania | 1 |
| Jalil Bethea | |
| Texas | 1 |
| Divine Ugochukwu | |



RECORD WHEN

last time it happened

| Record | 2024-25 | | Larrañaga | |
|-----------|---------|-----|-----------|---------|
| | All | ACC | At UM | ACC |
| All games | 3-5 | 0-0 | 273-171 | 126-115 |
| Home | 3-2 | 0-0 | 154-57 | 76-45 |
| Away | 0-0 | 0-0 | 71-77 | 50-70 |
| Neutral | 0-3 | 0-0 | 47-37 | - |
| November | 3-4 | 0-0 | 64-21 | 0-1 |
| December | 0-1 | 0-0 | 61-17 | 10-3 |
| January | 0-0 | 0-0 | 49-53 | 47-53 |
| February | 0-0 | 0-0 | 56-47 | 55-47 |
| March | 0-0 | 0-0 | 43-29 | 14-11 |
| April | 0-0 | 0-0 | 0-2 | 0-0 |

| | | | | |
|--------------------------------------|-----|-----|---------|-------|
| vs. Top-10 opponents | 0-0 | 0-0 | 13-31 | 9-23 |
| vs. Top-25 (includes top-10) | 0-0 | 0-0 | 32-63 | 21-46 |
| vs. RV opponents | 0-0 | 0-0 | 20-17 | 11-11 |
| vs. Teams over .500 on gameday | 0-4 | 0-0 | 170-147 | 89-97 |
| vs. Teams under .500 on gameday | 1-1 | 0-0 | 66-18 | 28-15 |
| vs. Teams at .500 on gameday | 2-0 | 0-0 | 37-6 | 8-3 |
| While UM in Top 10 | 0-0 | 0-0 | 22-11 | 10-7 |
| While UM in Top 25 (includes top 10) | 0-0 | 0-0 | 85-34 | 43-22 |
| While UM is RV (only) | 0-0 | 0-0 | 72-29 | 33-19 |
| In Top-25 matchups | 0-0 | 0-0 | 15-13 | 10-6 |
| In Top-10 matchups | 0-0 | 0-0 | 0-3 | 0-2 |

~Note: above rankings records include teams that were top-25/top-10/RV in either poll, with precedence given to the team's higher ranking

~Note: 0-0 teams playing their first game are considered .500 on this list

| | | | | |
|------------------------------------|-----|-----|--------|--------|
| Leading at halftime | 3-1 | 0-0 | 202-36 | 87-28 |
| Trailing at halftime | 0-4 | 0-0 | 58-123 | 34-79 |
| Tied at halftime | 0-0 | 0-0 | 13-13 | 6-8 |
| In overtime games | 0-0 | 0-0 | 12-14 | 8-9 |
| Single overtime | 0-0 | 0-0 | 7-13 | 5-8 |
| Double overtime | 0-0 | 0-0 | 3-1 | 2-1 |
| Triple overtime | - | - | 1-0 | 1-0 |
| Leading w/2:00 left in regulation | 3-1 | 0-0 | 252-20 | 115-14 |
| Trailing w/2:00 left in regulation | 0-3 | 0-0 | 15-145 | 10-95 |
| Tied w/2:00 left in regulation | 0-1 | 0-0 | 6-7 | 2-6 |

| | | | | |
|--------------------------------------|-----|-----|--------|-------|
| UM shoots 50% or better from field | 2-0 | 0-0 | 116-14 | 42-9 |
| UM shoots 40-49.9% from field | 1-5 | 0-0 | 130-71 | 72-49 |
| UM shoots under 40% from field | 0-0 | 0-0 | 27-85 | 12-56 |
| Opp. shoots 50% or better from field | 0-2 | 0-0 | 27-62 | 17-35 |
| Opp. shoots 40-49.9% from field | 3-3 | 0-0 | 126-85 | 64-63 |
| Opp. shoots under 40% from field | 0-0 | 0-0 | 120-23 | 45-16 |
| UM shoots 70% or better from line | 3-5 | 0-0 | 184-96 | 90-65 |
| UM shoots under 70% from line | 0-0 | 0-0 | 89-74 | 36-49 |
| UM makes more 3-point FGs | 2-2 | 0-0 | 148-57 | 67-45 |
| UM makes fewer 3-point FGs | 0-3 | 0-0 | 96-91 | 47-61 |
| 3-point FGs are even | 1-0 | 0-0 | 29-21 | 12-7 |
| 4+ Canes in double figures | 3-1 | 0-0 | 153-48 | 69-37 |
| 3 Canes in double figures | 0-4 | 0-0 | 97-70 | 47-41 |
| 2 or fewer Canes in double figures | 0-0 | 0-0 | 23-52 | 10-36 |

| | | | | |
|--------------------------------------|-----|-----|---------|--------|
| Outrebounding opponent | 3-1 | 0-0 | 170-45 | 71-30 |
| Opponent outrebounds UM | 0-2 | 0-0 | 89-122 | 47-83 |
| Tied in rebounds | 0-2 | 0-0 | 14-4 | 8-2 |
| UM records 10 or more steals | 2-0 | 0-0 | 51-20 | 21-16 |
| UM records fewer than 10 steals | 1-5 | 0-0 | 222-151 | 105-99 |
| UM records 15 or more assists | 3-1 | 0-0 | 113-19 | 52-16 |
| UM records fewer than 15 assists | 0-4 | 0-0 | 160-152 | 74-99 |
| UM commits fewer than 15 turnovers | 3-5 | 0-0 | 234-144 | 109-94 |
| UM commits 15 or more turnovers | 0-0 | 0-0 | 39-27 | 17-21 |
| UM commits fewer turnovers than opp. | 2-2 | 0-0 | 164-73 | 71-47 |
| UM commits more turnovers than opp. | 1-2 | 0-0 | 84-74 | 42-52 |
| Tied in turnovers | 0-1 | 0-0 | 25-23 | 13-15 |

| | | | | |
|---------------------------------------|-----|-----|---------|-------|
| Games decided by 3 points or fewer | 0-1 | 0-0 | 41-35 | 22-26 |
| Games decided by 4-9 points | 0-3 | 0-0 | 85-59 | 52-42 |
| Games decided by 10-19 points | 0-1 | 0-0 | 90-52 | 36-32 |
| Games decided by 20-29 points | 1-0 | 0-0 | 37-21 | 16-12 |
| Games decided by 30-39 points | 1-0 | 0-0 | 14-4 | 0-3 |
| Games decided by 40+ points | 1-0 | 0-0 | 6-0 | - |
| Playing in morning | 0-0 | 0-0 | 6-1 | - |
| Playing in afternoon (12:4-5:59 p.m.) | 2-4 | 0-0 | 93-70 | 49-46 |
| Playing in evening (5 p.m. or later) | 1-1 | 0-0 | 174-100 | 77-69 |

~Note: above game times are based off local time at game location

| | | | | |
|------------------------------------|-----|-----|--------|-------|
| UM scores 49 points or fewer | 0-0 | 0-0 | 2-9 | 1-7 |
| UM scores 50-59 points | 0-0 | 0-0 | 12-56 | 6-37 |
| UM scores 60-69 points | 0-1 | 0-0 | 58-51 | 30-29 |
| UM scores 70-79 points | 0-4 | 0-0 | 105-45 | 50-34 |
| UM scores 80-89 points | 1-0 | 0-0 | 65-9 | 28-7 |
| UM scores 90-99 points | 1-0 | 0-0 | 26-1 | 10-1 |
| UM scores 100 or more points | 1-0 | 0-0 | 5-0 | 1-0 |
| Opponent scores 39 points or fewer | 0-0 | 0-0 | 2-0 | - |
| Opponent scores 40-49 points | 0-0 | 0-0 | 31-2 | 15-2 |
| Opponent scores 50-59 points | 0-0 | 0-0 | 74-12 | 26-9 |
| Opponent scores 60-69 points | 2-0 | 0-0 | 81-42 | 39-28 |
| Opponent scores 70-79 points | 1-2 | 0-0 | 62-60 | 33-37 |
| Opponent scores 80-89 points | 0-3 | 0-0 | 20-43 | 12-32 |
| Opponent scores 90-99 points | 0-0 | 0-0 | 2-11 | 1-6 |
| Opponent scores 100 or more points | 0-0 | 0-0 | 1-1 | 0-1 |

TEAM

Team Scored 100+ Points

Miami 113, vs. FDU, 11/4/24
Opp. 105, vs. Cornell, 12/7/22

Team Scored 90-99 Points

Miami 93, vs. Coppin State, 11/17/24
Opp. 90, vs. Colorado, NABC Brooklyn Showcase, 12/10/23

Team Scored 50 Points in a Half

Miami 50, second half, vs. Coppin State, 11/17/24
Opp. 53, second half, vs. Colorado, NABC Brooklyn Showcase, 12/10/23

Team Shot 50 Percent in Both Halves

Miami516 (16-31) / .606 (20-33), vs. Coppin State, 11/17/24
Opp.516 (16-31) / .509 (12-24), vs. VCU, 11/24/24

Team Shot 60 Percent in a Half

Miami606 (22-35), second half, vs. Coppin State, 11/17/24
Opp.600 (15-25), vs. Duke, 2/21/24

Team Shot 60 Percent in Both Halves

Miami706 (24-34) / .629 (22-35), vs. FDU, 11/4/24
Opp.640 (16-25) / .615 (16-26), vs. Villanova in NCAA Tournament, 3/24/16

Team Shot 70 Percent in a Half

Miami706 (24-34), first half, vs. FDU, 11/4/24
Opp.700 (21-30), second half, vs. Colorado, NABC Brooklyn Showcase, 12/10/23

Team Shot 60 Percent in a Game

Miami667 (46-69), vs. FDU, 11/4/24
Opp.600 (30-50), vs. Maryland in Naimsmith HOF Tip-Off Tournament, 11/20/22

Team Shot Under 30 Percent in a Game

Miami286 (14-49), at Virginia (2/5/24)
Opp.298 (17-57), at Louisville, 12/4/12

Team Shot 60 Percent on 3-Pointers in a Game

Miami619 (13-21), vs. FIU, 11/13/23
Opp.600 (12-20), vs. Florida State, 1/27/19

Team Won by 50+ Points

Miami 50, vs. Nova Southeastern (108-58), 11/16/09
Opp. 53, vs. Notre Dame (126-73), 2/22/86

Team won by 40-49 Points

Miami 41, vs. FDU (113-72), 11/4/24
Opp. 41, at North Carolina (105-64), 1/31/07

Team Won by 30-39 Points

Miami 30, vs. Coppin State, 11/17/24
Opp. 32, vs. Alabama in ESPN Events Invitational (96-64), 11/28/21

Overtime

Miami won in overtime 71-69 (OT), vs. Boston College in ACC Tournament, 3/10/22
Miami lost in overtime 86-82 (OT), at Wake Forest, 1/6/24

Rankings

Miami defeated a ranked opponent 95-82, vs. No. 16 Clemson, 1/3/24
Miami lost to a ranked opponent 75-71, at No. 10/9 North Carolina, 2/26/24
Miami defeated a top-10 opponent 88-81, vs. No. 5/7 Texas in NCAA Tournament, 3/26/23
Miami lost to a top-10 opponent 75-71, at No. 10/9 North Carolina, 2/26/24
Miami defeated a top-five opponent 88-81, vs. No. 5/7 Texas in NCAA Tournament, 3/26/23
Miami lost to a top-five opponent 75-72, vs. No. 3 North Carolina, 2/10/24

Comebacks

Miami won when down 10+ points 82-74 (down 10), vs. Virginia Tech, 2/3/24
Miami lost when up 10+ points 76-73 (up 11), vs. Arkansas, 12/3/24
Miami won when down 15+ points 80-73 (down 16), vs. NC State, 12/10/22
Miami lost when up 15+ points 85-84 (up 25), vs. Florida State, 2/25/23
Miami won when down 20+ points 58-54 (down 20), vs. Purdue, 12/8/20
Miami lost when up 20+ points 85-84 (up 25), vs. Florida State, 2/25/23
Miami lost when up 25+ points 85-84 (up 25), vs. Florida State, 2/25/23
Miami won when down at halftime 82-74 (down 9), vs. Virginia Tech, 2/3/24
Miami lost when up at halftime 76-73 (up 8), vs. Arkansas, 12/3/24
Miami won when down 10+ at halftime 75-72 (down 11), at Syracuse, 3/5/22
Miami lost when up 10+ at halftime 85-84 (up 23), vs. Florida State, 2/25/23
Miami won when down 15+ at halftime 58-54 (down 18), vs. Purdue, 12/8/20
Miami lost when up 15+ at halftime 85-84 (up 23), vs. Florida State, 2/25/23
Miami lost when up 20+ at halftime 85-84 (up 23), vs. Florida State, 2/25/23



INDIVIDUAL

Player Scored 40+ Points

Miami Darius Rice (43), vs. Connecticut, 1/20/03
Opp. RJ Davis (42), at North Carolina, 2/26/24

Player Scored 35+ Points

Miami Isaiah Wong (36), vs. Cornell, 12/7/22
Opp. Xavier Rathan-Mayes (35), vs. Florida State, 2/25/15

Player Scored 30+ Points

Miami Norchad Omier (33), at Notre Dame, 1/24/24
Opp. Quinten Post (30), vs. Boston College, 3/12/24

Two Players (not 2+) Scored 20 Points

Miami Lynn Kidd (24), Nijel Pack (21), vs. FDU, 11/4/24
Opp. Mason Madsen (25), Quinten Post (23), at Boston College, 2/17/24

Three Players Scored 20+ Points

Miami Nijel Pack (25), Norchad Omier (23), Matthew Cleveland (23), vs. Clemson, 1/3/24
Opp. RJ Johnson (23), Thompson Camara (21), Taje' Kelly (20), vs. Charleston Southern, 11/30/24

Player Scored 20+ Points in a Half

Miami Nijel Pack (23), second half, at NC State, 1/30/24
Opp. Josh Cohen (20), second half, vs. St. Francis (PA), 12/17/22

Five (not 5+) Players Scored in Double Figures

Miami Pack (20), Johnson (12), Cleveland (11), Kidd (10), Djobet (10), vs. Oklahoma State, 11/22/24
Opp. Roach (16), Filipowski (15), Mitchell (15), Proctor (12), Foster (11), vs. Duke, 2/21/24

Six (not 6+) Players Scored in Double Figures

Miami Cleveland (15), Johnson (14), Kidd (12), Ugochukwu (12), Staton-McCray (11), Blackmon (10), vs. Coppin State, 11/17/24
Opp. da Silva (22), Simpson (20), O'Brien (13), Hadley (11), Hammond (11), Lampkin (11), vs. Colorado, 12/10/23

Seven+ Players Scored in Double Figures

Miami McClellan (18), Newton (15), Palmer (14), Izundu (11), Rodriguez (11), Cruz Uceda (10),
 Lawrence II (10), vs. Mississippi State, 11/19/15

Player Grabbed 15+ Rebounds

Miami Norchad Omier (17), at Florida State, 3/9/24
Opp. Jabari Smith (15), vs. Auburn in NCAA Tournament, 3/20/22

Player Grabbed 20+ Rebounds

Miami Reggie Johnson (20), vs. Florida Atlantic, 3/16/11
Opp. Kelly Wise (21), vs. Memphis, 12/21/00

Two Players Grabbed 10+ Rebounds

Miami Matthew Cleveland (10) & Norchad Omier (10), vs. North Florida, 12/29/23
Opp. Armando Bacot (12) & Harrison Ingram (10), at North Carolina, 2/26/24

Three Players Grabbed 10+ Rebounds

Miami Mark Richardson (11), Eric Brown (10), Joe Wylie (10) vs. FIU, 3/6/89
Opp. Matt Harpring (12), Dion Glover (10), Michael Maddox (10), Georgia Tech, 12/27/97

Player Had 10+ Assists

Miami Bensley Joseph (10), vs. North Florida, 12/29/23
Opp. Judah Mintz (13), at Syracuse, 1/20/24

Player Had 10+ Blocks

Miami Anthony King (10), vs. Florida Atlantic, 11/29/04
Opp. Jarvis Varnado (10), Mississippi State, 12/13/07

Player Had 5+ Blocks

Miami Tonye Jekiri (5), vs. Northeastern, 11/27/15
Opp. Trayce Jackson-Davis (5), vs. Indiana in NCAA Tournament, 3/19/23

Player Had 5+ Steals

Miami Bensley Joseph (5), vs. UCF, 11/10/23
Opp. Harrison Ingram (5), at North Carolina, 2/26/24

Player Had a Double-Double

Miami Matthew Cleveland (15 pts, 10 reb), vs. Arkansas, 12/3/24
Opp. Taje' Kelly (20 pts, 11 reb), vs. Charleston Southern, 11/30/24

Player Had a Triple-Double

Miami Bruce Brown, Jr. (10 pts, 11 reb, 10 ast), vs. Gardner-Webb, 11/10/17
Opp. Brendan Haywood (18 pts, 14 reb, 10 blk), North Carolina, 12/4/00

Two Players Had Double-Doubles

Miami Norchad Omier (20 pts, 11 reb) & Wooga Poplar (13 pts, 10 reb), vs. North Carolina, 2/10/24
Opp. Maliq Brown (10 pts, 11 reb) & Judah Mintz (10 pts, 13 ast), at Syracuse, 1/20/24

Three Players Had Double-Doubles

Miami Cleveland (15 pts, 10 reb), Joseph (11 pts, 10 ast) & Omier (27 pts, 10 reb), vs. North Florida, 12/29/23

Hit Last-Second Shot to Win

Miami Jordan Miller, vs. Boston College, fast-break layup at the buzzer off a 50-foot pass, 71-69 (OT), 3/10/22
Opp. Quadir Copeland, 3-pointer at the buzzer, 72-69, at Syracuse, 1/20/24

MIAMI FRESHMAN

Scored 30 Points:

Bruce Brown Jr. (30), vs. North Carolina, 1/28/17

Scored 20+ Points:

Kyshawn George (21), at Wake Forest, 1/6/24

Perfect from Field (5+ att):

Reggie Johnson (RS), 8-of-8, vs. Wake Forest, 3/11/10

Perfect from 3-Pt (3+ att):

Anthony Lawrence II, 4-of-4, vs. Notre Dame, 2/3/16

Perfect from FT Line (5+ att):

Isaiah Wong, 14-of-14, at Virginia Tech, 2/19/20

10+ Rebounds:

Isaiah Wong, 12, at Virginia Tech, 2/19/20

10+ Assists:

Bruce Brown, Jr., 10, vs. South Carolina State, 12/6/16

5-9 Assists:

Kyshawn George, 6, vs. Georgia Tech, 2/24/24

5+ Steals:

Earl Timberlake, 5, vs. North Carolina, 1/5/21

4+ Blocks:

Raphael Akpejori, 4, vs. McNeese State, 11/24/10

Double-Double:

Isaiah Wong (27 pts, 12 reb), at Virginia Tech, 2/19/20

Triple-Double:

Bruce Brown Jr. (11 pts, 11 reb, 10 ast), vs. South Carolina St., 12/6/16



HEAD COACH JIM LARRAÑAGA

14TH SEASON AT MIAMI | 41ST SEASON OVERALL | PROVIDENCE, 1971

Career Record: 743-505 | UM Record: 273-171 | ACC Record: 126-115

LARRAÑAGA'S CAREER RECORDS

| School | Years | Overall | Conf. |
|------------------------|-----------------|---------|---------|
| American International | 1977-79 (2) | 27-26 | n/a |
| Bowling Green | 1986-97 (11) | 170-144 | 101-85 |
| George Mason | 1997-2011 (14) | 273-164 | 165-79 |
| Miami | 2011-pres. (12) | 273-171 | 126-115 |
| Overall | 40 | 743-505 | 392-279 |

LARRAÑAGA'S CAREER

| | |
|------------|---------------------------|
| 1971-76 | Davidson Assistant Coach |
| 1976-77 | Geronemo BC Player/Coach |
| 1977-79 | American Int'l Head Coach |
| 1979-86 | Virginia Assistant Coach |
| 1986-97 | Bowling Green Head Coach |
| 1997-2011 | George Mason Head Coach |
| 2011-pres. | Miami Head Coach |

EDUCATION

Archbishop Molloy High School, 1967
Providence, 1971 (B.A. Economics)

NCAA APPEARANCES

1999 - George Mason - First Round
2001 - George Mason - First Round
2006 - George Mason - Final Four
2008 - George Mason - First Round
2011 - George Mason - Second Round
2013 - Miami - Sweet 16
2016 - Miami - Sweet 16
2017 - Miami - First Round
2018 - Miami - First Round
2022 - Miami - Elite Eight
2023 - Miami - Final Four

NIT APPEARANCES

1990 - Bowling Green - First Round
1991 - Bowling Green - First Round
1997 - Bowling Green - First Round
2002 - George Mason - Opening Round
2004 - George Mason - Round of 16
2009 - George Mason - First Round
2012 - Miami - Round of 16
2015 - Miami - Final

CIT APPEARANCES

2010 - George Mason - First Round

PLAYING CAREER

Archbishop Molloy High School, 1963-67
Providence College, 1968-71
1971 NBA Draft sixth-round pick (Detroit)
Geronemo BC (Belgium), 1976-77

NATIONAL COACHING HONORS

Associated Press - 2013
Naismith - 2013
Rupp - 2013
USBWA Henry Iba - 2013
Clair Bee - 2006

REGION COACHING HONORS

USBWA District IV - 2016, 2013 (2x)
NABC All-District II - 2013

CONFERENCE COACHING HONORS

ACC - 2016, 2013 (2x)
CAA - 2011, 1999 (2x)
MAC - 1997

TEAM SUCCESS

19 postseason appearances (seven at Miami)
10 NCAA Tournament berths (five at Miami)
Eight NIT appearances (two at Miami)
Seven 25-win seasons (five at Miami)
14 20-win campaigns (eight at Miami)
23 10-win conference seasons (seven at Miami)
Seven conference regular season titles (two at Miami)
Four conference tournament titles (one at Miami)

In his 13 seasons at the University of Miami, head coach Jim Larrañaga has led the Hurricanes to six NCAA Tournament appearances, including four trips to the Sweet 16. He has guided the Hurricanes to their first Elite Eight (2022), first Final Four (2023), first ACC Tournament title (2013) and first two ACC regular season crowns (2013 and 2023).

Larrañaga has been named the Associated Press, Naismith, USBWA and Henry Iba National Coach of the Year, twice was both the ACC and USBWA District Coach of the Year and was the 2013 NABC District Coach of the Year.

The winningest coach in program history, Larrañaga has posted five 25-win seasons at UM – the only Miami coach to do so even once – and seven in his career. He also has recorded eight 20-win campaigns at Miami and 14 in his career.

In conference action, the Hurricanes have won nine or more league games in eight of 13 seasons, while prior to Larrañaga's arrival, Miami had never won more than eight ACC games in a season.

Larrañaga has helped the Hurricanes to 30 postseason victories, including 11 in the NCAA Tournament (six appearances), 13 in the ACC Tournament (13) and five in the NIT (two). He ranks top-30 all-time among Division I coaches with 740 victories, including seventh among active coaches.

During his time at Miami, Larrañaga has coached eight NBA Draft picks, two All-Americans and 22 All-ACC honorees.

In 2023, Larrañaga was both inducted into the UM Sports Hall of Fame & Museum and named a Naismith Memorial Basketball Hall of Fame first-time nominee.

Miami has seen unprecedented fan interest in the program under Larrañaga. In 2017-18, for the third straight season, the Hurricanes sold out their season-ticket allotment at the Watsco Center. The 2015-16 campaign marked the first time in UM history that any team sold out of season tickets. Across 2021-22 and 2022-23, Miami recorded four of the five highest single-game student attendance marks in program history.

MIAMI

During the 2023-24 season, the Hurricanes posted a 15-17 overall record and a 6-14 mark in ACC play. Under Larrañaga's tutelage, fourth-year junior Norchad Omier earned his second consecutive All-ACC Second Team honor and was named the 2024 Skip Prosser Award recipient, honoring the league's top men's basketball scholar-athlete.

Freshman Kyshawn George was selected 24th overall in the 2024 NBA Draft by the New York Knicks, becoming the 26th player drafted into the NBA in program history. Miami is one of 12 schools with three or more draft picks in the last two years.

In 2022-23, Larrañaga guided Miami to its best year ever. The Hurricanes finished 29-8 (15-5 ACC), shared the ACC regular season title and earned their first Final Four appearance. Miami set or tied program records for overall, ACC, regular season (24), home (16), top-25 (seven), top-10 (three) and top-five (two) victories. The team ended the year third in the USA TODAY Coaches Poll, good for its best finish ever.

Seeded No. 5 in the Midwest Region, the Hurricanes knocked off top-seeded and No. 2/1-ranked Houston, 89-75, and second-seeded and No. 5/7-ranked Texas, 88-81, in a three-day span in Kansas City, Mo., to clinch their Final Four bid. They also knocked off seven teams with a combined 23 NCAA titles (including one vacated) during the 2022-23 campaign, including an eight-point road victory at North Carolina, a 22-point home win over Duke and a 16-point triumph over Indiana in the NCAA Tournament. The team lost by more than seven points just twice all year.

Larrañaga earned multiple significant achievements during the historic season. First, on Nov. 19, 2022, he led Miami to a 74-64 victory over his alma mater, Providence, in Uncasville, Conn., to become just the 35th coach with DI experience to reach 700 wins, including only the fourth to do so while in the ACC. On Dec., 21, 2022, he was named a Naismith Memorial Basketball Hall of Fame first-time nominee. Following the season, on May 4, 2023, he was inducted into the UM Sports Hall of Fame & Museum.

Numerous Hurricanes claimed major awards during the season, as well. Isaiah Wong became Miami's second ACC Player of the Year and sixth All-America, garnering NABC third-team distinction. He was also a finalist for the John R. Wooden Award and the Jerry West Award, among many other accomplishments. Jordan Miller received Second Team All-ACC status, while Norchad Omier picked up third-team plaudits. Nijel Pack won NCAA Tournament Midwest Region Most Outstanding Player honors, while Miller and Wong both tallied All-Tournament Team status.

The 2022-23 success followed another tremendous season the year before, as Miami, picked No. 12 in the ACC preseason poll, went 26-11 (14-6 ACC). Seeded No. 10 in the Midwest Region, the Hurricanes rattled off three straight victories to make the Elite Eight for the first time, including throttling second-seeded and No. 8/7 ranked-Auburn, 79-61, in the Round of 32, en route to finishing co-No. 16 in the USA TODAY Coaches Poll.

Larrañaga set the program record with his 221st victory at The U on March 2, 2022, at Boston College, just weeks after a Feb. 9, 2022, triumph over Georgia Tech made him the first coach in NCAA history with 100 league wins at three DI schools and/or in three DI conferences. Kameron McGusty turned in one of the best years in program history, claiming First Team All-ACC, NABC First Team All-District 2, ACC All-Tournament First Team, NCAA Tournament All-Midwest Region and Senior CLASS Award finalist accolades.

In 2017-18, Miami played in its fourth NCAA Tournament in a six-year span, claiming the No. 6 seed in the South Region. The Hurricanes tied for third in the ACC and finished the season with a 22-10 mark, including an 11-7 record in conference play. The Hurricanes were nationally ranked for 15 weeks, reaching as high as No. 6 in the polls.

Freshman Lonnie Walker IV was named Honorable Mention All-ACC, becoming the first freshman all-conference honoree in program history. He also was named to the ACC All-Freshman Team. Miami earned road wins over then-No. 12 Minnesota and then-No. 9 North Carolina, the fourth straight year and the sixth time in Larrañaga's first seven seasons that Miami defeated two or more top-15 teams.

In 2016-17, Miami went 21-12 overall and claimed the No. 8 seed in the Midwest Region. It defeated three ranked teams, including two in the top 10. Davon Reed won the Skip Prosser Award and Larrañaga registered his 600th all-time win with a 72-46 triumph at Pittsburgh on Jan. 14, 2017.

The 2015-16 Hurricanes played their way into the NCAA Tournament's Sweet 16 for the second time in four seasons, and just the third time in school history.

In 2012-13, Larrañaga helped Miami to a No. 2 national ranking by both the AP and USA TODAY and a No. 2 seed in the NCAA



tournament. At the time, he was the 10th coach in the last 10 years to lead two top-10 programs, as Miami was No. 2 on Feb. 18, 2013, and George Mason was No. 8 in the final Top 25 poll in 2006.

Individually, Shane Larkin earned the ACC Player of the Year and Lute Olson National Player of the Year awards, as well as All-American status and finalist nods for the Bob Cousy, John Wooden and James Naismith player of the year honors before declaring early for the 2013 NBA Draft. Larkin was also the ACC Tournament MVP, on the ACC All-Defensive Team and a Defensive All-American. Durand Scott was the ACC Defensive Player of the Year.

GEORGE MASON

Larrañaga came to Miami after serving as the head coach at George Mason for 14 seasons. He guided the program to five NCAA Tournament appearances (1999, 2001, 2006, 2008, 2011), including an unprecedented run to the 2006 Final Four that captured the nation's attention, as the Patriots defeated Michigan State, North Carolina, Wichita State and Connecticut along the way. Following that run, Larrañaga was selected the 2006 Clair Bee National Coach of the Year.

Larrañaga built the George Mason program into a perennial contender in the highly-regarded Colonial Athletic Association, winning more games than any other coach in program and conference history (273) en route to three conference titles (1999, 2001, 2008).

In 2006, Larrañaga became the first coach at a mid-major school to take his team to the Final Four in 27 years and earned the CAA's first NCAA tournament at-large berth in 20 years. Along the way, he led Mason to a school record in wins, its first-ever national ranking, its first-ever appearance in the Top 10 and its first wins over Top 10 teams.

BOWLING GREEN

Larrañaga served as the head coach at Bowling Green for 11 seasons (1986-1997) and at Division II American International for two seasons (1977-79).

At Bowling Green, he made an immediate impact in his first season. In 1986-87, the Falcons were the nation's most improved team under a first-year head coach that took over a program with a losing record, posting a 15-14 record for an eight-game improvement over the previous season. Larrañaga went on to record a 170-144 mark in 11 years at Bowling Green, earning 1997 Mid-American Conference Coach of the Year honors after leading Bowling Green to a 22-10 record, a conference regular season co-championship and a berth in the NIT. The 22 victories were the most by a Bowling Green team in 47 years and the 13 conference wins were the second-highest total in BGSU history.

Larrañaga's 170 victories at Bowling Green ranked second all-time on the Falcons' coaching list and he was only the second coach to record consecutive postseason appearances. Larrañaga led his squad to NIT berths in 1990 (18-11) and in 1991 (17-13), the first time the Falcons enjoyed back-to-back postseason appearances since the early '60s. Bowling Green won better than 60 percent of its games in Larrañaga's last four years (70-44). The Falcons finished fourth or better in the MAC in five of Larrañaga's 11 seasons and he is among the winningest coaches in MAC history.

AMERICAN INTERNATIONAL

Larrañaga earned his first head coaching position in 1977 when he was named to the post at American International, a Division II program in Springfield, Mass. Taking over a team that had suffered through five consecutive losing seasons prior to his arrival, Larrañaga turned AIC into a winning program in his first year and compiled a 28-25 mark in two seasons.

Larrañaga's first coaching opportunity came at Davidson College from 1971-76, serving as an assistant coach to Terry Holland. Davidson captured three Southern Conference regular-season championships and an NIT berth in his five years there, and he compiled a 47-12 record doubling as the freshman team coach. In 1976, he left Davidson and spent one season as player-coach for the Geronimo Basketball Club in Belgium.

After his two-year stint at American International, Larrañaga was reunited with Holland at the University of Virginia in April 1979. An assistant coach under Holland at UVA for seven seasons from 1979-86, he helped the Cavaliers reach the NCAA Final Four on two occasions (1981 and 1984), finish in the top five of the AP and UPI polls and average more than 24 victories per season. The Cavaliers were 169-62, won three regular-season Atlantic Coast Conference championships and made four NCAA Tournament appearances in that span. Virginia also made a pair of NIT appearances, winning the NIT Championship in 1980. Larrañaga was on the staff during the careers of three-time National Player of the Year Ralph Sampson and NBA first-round draft choice Olden Polynice.

A 1971 graduate of Providence College with a degree in economics, Larrañaga was a four-year letterman for the Friars. As the team captain in his senior season, he led Providence to a 20-8 record and an NIT appearance. He graduated as the school's fifth all-time leading scorer with 1,258 points and was selected in the sixth round of the draft by the Detroit Pistons of the National Basketball Association. He was the team's top scorer as a sophomore and junior and was named New England's Division I Sophomore of the Year in 1969. He was inducted into the Providence College Hall of Fame in 1991.

Larrañaga and his wife, Liz, have two sons and four grandchildren. Their son, Jay, played for his father at Bowling Green, was the head coach of the NBDL's Erie Bayhawks and is now an assistant coach with the Los Angeles Clippers. Jon was a member of his father's George Mason teams from 1999-2003, earning first team Academic All-America honors for NCAA Division I-AAA schools.

LARRAÑAGA YEAR-BY-YEAR

| Year | School | Overall W-L | Conf. W-L | Finish | Post-Season |
|-----------|----------------|-------------|-----------|--------|---------------------------|
| 1977-78 | American Int'l | 14-13 | | | |
| 1978-79 | American Int'l | 13-13 | | | |
| 1986-87 | Bowling Green | 15-14 | 10-6 | 3 | |
| 1987-88 | Bowling Green | 12-16 | 7-9 | t-5 | |
| 1988-89 | Bowling Green | 13-15 | 6-10 | t-6 | |
| 1989-90 | Bowling Green | 18-11 | 9-7 | t-3 | NIT 0-1 |
| 1990-91 | Bowling Green | 17-13 | 9-7 | t-4 | NIT 0-1 |
| 1991-92 | Bowling Green | 14-15 | 8-8 | 5 | |
| 1992-93 | Bowling Green | 11-16 | 8-10 | t-6 | |
| 1993-94 | Bowling Green | 18-10 | 12-6 | t-2 | |
| 1994-95 | Bowling Green | 16-11 | 10-8 | t-5 | |
| 1995-96 | Bowling Green | 14-13 | 9-9 | t-6 | |
| 1996-97 | Bowling Green | 22-10 | 13-5 | t-1 | NIT 0-1 |
| 1997-98 | George Mason | 9-18 | 6-10 | 6 | |
| 1998-99 | George Mason | 19-11 | 13-3 | 1 | NCAA 0-1 |
| 1999-2000 | George Mason | 19-11 | 12-4 | t-1 | |
| 2000-01 | George Mason | 18-12 | 11-5 | 3 | NCAA 0-1 |
| 2001-02 | George Mason | 19-10 | 13-5 | 2 | NIT 0-1 |
| 2002-03 | George Mason | 16-12 | 11-7 | 4 | |
| 2003-04 | George Mason | 23-10 | 12-6 | 3 | NIT 2-1 |
| 2004-05 | George Mason | 16-13 | 10-8 | 6 | |
| 2005-06 | George Mason | 27-8 | 15-3 | t-1 | NCAA 4-1 |
| 2006-07 | George Mason | 18-15 | 9-9 | 5 | |
| 2007-08 | George Mason | 23-11 | 12-6 | 2 | NCAA 0-1 |
| 2008-09 | George Mason | 22-11 | 13-5 | 2 | NIT 0-1 |
| 2009-10 | George Mason | 17-15 | 12-6 | 4 | CIT 0-1 |
| 2010-11 | George Mason | 27-7 | 16-2 | 1 | NCAA 1-1 |
| 2011-12 | Miami | 20-13 | 9-7 | t-4 | NIT 1-1 |
| 2012-13 | Miami | 29-7 | 15-3 | 1 | NCAA 2-1 |
| 2013-14 | Miami | 17-16 | 7-11 | 10 | |
| 2014-15 | Miami | 25-13 | 10-8 | t-6 | NIT 4-1 |
| 2015-16 | Miami | 27-8 | 13-5 | t-2 | NCAA 2-1 |
| 2016-17 | Miami | 21-12 | 10-8 | t-7 | NCAA 0-1 |
| 2017-18 | Miami | 22-10 | 11-7 | t-3 | NCAA 0-1 |
| 2018-19 | Miami | 14-18 | 5-13 | t-11 | |
| 2019-20 | Miami | 15-16 | 7-13 | t-10 | n/a (COVID) |
| 2020-21 | Miami | 10-17 | 4-15 | 13 | |
| 2021-22 | Miami | 26-11 | 14-6 | 4 | NCAA 3-1 |
| 2022-23 | Miami | 29-8 | 15-5 | t-1 | NCAA 4-1 |
| 2023-24 | Miami | 15-17 | 6-14 | - | - |
| 2024-25 | Miami | 3-5 | - | - | - |
| Overall | | 743-505 | 392-279 | | 23-20 total 16-11 NCAA |

STUDENT-ATHLETE HONORS

AT MIAMI

- Once NCAA Tournament All-Region MOP
- One ACC Defensive Player of the Year
- One ACC Skip Prosser Award winner (ACC scholar-athlete of the year)
- One ACC Tournament MVP
- Two All-Americans
- Two ACC Players of the Year
- Two ACC All-Rookie Team members
- Three USBWA All-District IV selections
- Four NCAA Tourn. All-Region Team selections
- Five Senior CLASS Award candidates
- Six Preseason All-ACC honorees
- Seven NABC All-District 2 choices
- Seven ACC-All-Defensive Team members
- Eight ACC Rookie of the Week selections
- Eight NBA players (five drafted)
- 10 ACC All-Tournament team honorees
- 10 NABC Honors Court designees
- 12 ACC Player of the Week choices
- 15 All-ACC Academic Team selections
- 24 All-ACC honorees

PRIOR TO MIAMI

- Two All-Americans
- Two MAC Freshman of the Year designees
- Three Dean Ehlers Award winners
- Four MAC All-Freshman Team selections
- Eight CAA All-Rookie Team honorees
- Nine CAA All-Defensive Team picks
- 12 All-MAC honorees
- 28 All-CAA selections

NBA PLAYERS/DRAFTEES COACHED

| Name | School |
|---------------------|---------------|
| Lance Blanks | Virginia |
| Frank Booker | Bowling Green |
| Bruce Brown Jr. | Miami |
| Rick Carlisle | Virginia |
| Antonio Daniels | Bowling Green |
| Kyshawn George | Miami |
| Dewan Hernandez | Miami |
| DeQuan Jones | Miami |
| Jeff Jones | Virginia |
| Andrew Kennedy | Virginia |
| Jeff Lamp | Virginia |
| Shane Larkin | Miami |
| Lewis Latimore | Virginia |
| Sheldon Mac | Miami |
| Trey McKinney Jones | Miami |
| Jordan Miller | Miami |
| Jason Miskiri | George Mason |
| Olden Polynice | Virginia |
| Lee Raker | Virginia |
| Davon Reed | Miami |
| Ralph Sampson | Virginia |
| Tom Sheehy | Virginia |
| Clinton Venable | Bowling Green |
| Lonnie Walker IV | Miami |
| Othell Wilson | Virginia |
| Isaiah Wong | Miami |



G • Matthew Cleveland
Sr. • 6-7 • Atlanta, Ga.

- Tallied his first double-double of the season (15 pts, 10 reb) against Arkansas
- Scored in double-figures in three straight games
- Went 4-for-4 in dunks in the season opener against FDU (11/4)
- Julius Erving Small Forward of the Year Preseason Watch List Top-20
- The **ONLY** ACC guard in 2023-24 to average 13.0+ points and 6.0+ rebounds per game (min. played 50% of games)
- Scored 10-plus points in 22 games and recorded six double-doubles last year
- Eclipsed the 20-point mark five times in 2023-24
- 2021 ACC Sixth Man of the Year and 2021 All-ACC Academic Team
- Listed as a top-30 prospect by all major outlets coming out of high school, finishing as a five-star recruit in the 247Sports Composite, placing No. 25 overall

0

PLAYER HIGHS

Minutes

24-25 32, vs. Drake (11/21/24)
Career..... 43, at Wake Forest (1/6/24)

Points

24-25 15, 2x, last vs. Arkansas (12/3/24)
Career..... 23, 3x, last vs. Clemson (1/3/24)

Field Goals Made

24-25 7, vs. Arkansas (12/3/24)
Career..... 9, 3x, last vs. Clemson (1/3/24)

Field Goals Attempted

24-25 11, vs. Oklahoma St. (11/22/24)
Career..... 19, vs. Syracuse (2/8/23)

3-Point Field Goals Made

24-25 3, vs. Coppin State (11/17/24)
Career... 3, 5x, last vs. Coppin St. (11/17/24)

3-Point Field Goals Attempted

23-24 4, 2x, last vs. Drake (11/21/24)
Career..... 9, vs. Clemson (1/28/23)

Free Throws Made

24-25 6, vs. Drake (11/21/24)
Career..... 10, at Duke (12/31/22)

Free Throws Attempted

24-25 8, vs. Drake (11/21/24)
Career..... 11, at Wake Forest (1/4/22)

Rebounds

24-25 11, vs. Binghamton (11/10/24)
Career..... 16, at Notre Dame (1/17/23)

Assists

24-25 ... 2, 2x, last vs. Charleston So. (11/30/24)
Career..... 5, at Notre Dame (1/17/23)

Blocks

24-25 2, vs. Oklahoma St. (11/22/24)
Career.. 3, 2x, last at Notre Dame (1/17/23)

Steals

24-25 2, vs. Charleston So. (11/30/24)
Career..... 4, 2x, last vs. LIU (12/6/23)

Double-Doubles

24-25 1, vs. Arkansas (12/3/24)
Career..... 20, last vs. Arkansas (12/3/24)

Double-Digit Game

24-25 4, last vs. Arkansas (12/3/24)
Career..... 61, last vs. Arkansas (12/3/24)

2024-25 game-by-game

| Opponent | Date | GS | MIN | Total | | 3-Pointers | | Free throws | | Rebounds | | | | PF | A | TO | BLK | STL | PTS | AVG |
|-----------------|------------|----|--------|--------|------|------------|------|-------------|-------|----------|-----|-----|-----|----|---|----|-----|-----|-----|------|
| | | | | FG-FGA | PCT | 3FG-3FGA | PCT | FT-FTA | PCT | OFF | DEF | TOT | AVG | | | | | | | |
| FDU | 11/04/2024 | | 20:24 | 4-5 | .800 | 0-1 | .000 | 1-1 | 1.000 | 0 | 0 | 0 | 0.0 | 2 | 1 | 1 | 0 | 1 | 9 | 9.0 |
| Binghamton | 11/10/2024 | | 20:27 | 3-7 | .429 | 0-1 | .000 | 3-6 | .500 | 2 | 9 | 11 | 5.5 | 0 | 2 | 0 | 0 | 1 | 9 | 9.0 |
| Coppin St. | 11/17/2024 | * | 25:03 | 6-10 | .600 | 3-4 | .750 | 0-0 | .000 | 0 | 7 | 7 | 6.0 | 2 | 1 | 1 | 0 | 0 | 15 | 11.0 |
| vs Drake | 11/21/2024 | * | 32:02 | 2-7 | .286 | 2-4 | .500 | 6-8 | .750 | 0 | 4 | 4 | 5.5 | 2 | 0 | 0 | 0 | 0 | 12 | 11.3 |
| vs Oklahoma St. | 11/22/2024 | * | 28:30 | 4-11 | .364 | 0-2 | .000 | 3-4 | .750 | 2 | 4 | 6 | 5.6 | 2 | 1 | 2 | 2 | 0 | 11 | 11.2 |
| vs VCU | 11/24/2024 | * | 10:54 | 0-2 | .000 | 0-0 | .000 | 2-2 | 1.000 | 0 | 1 | 1 | 4.8 | 0 | 0 | 0 | 0 | 0 | 2 | 9.7 |
| Charleston So. | 11/30/2024 | | 15:39 | 1-2 | .500 | 0-1 | .000 | 0-0 | .000 | 1 | 1 | 2 | 4.4 | 2 | 2 | 0 | 0 | 2 | 2 | 8.6 |
| Arkansas | 12/03/2024 | | 25:10 | 7-9 | .778 | 0-0 | .000 | 1-1 | 1.000 | 2 | 8 | 10 | 5.1 | 2 | 0 | 2 | 1 | 1 | 15 | 9.4 |
| Totals | | 4 | 178:09 | 27-53 | .509 | 5-13 | .385 | 16-22 | .727 | 7 | 34 | 41 | 5.1 | 12 | 7 | 6 | 3 | 5 | 75 | 9.4 |

Player Averages

| Games Played | Minutes/ game | Points/ game | FG Pct | 3FG Pct | FT Pct | Rebounds/ game | Assists/ game | Turnovers/ game | Assist/Turnover ratio | Steals/ game | Blocks/ game |
|--------------|---------------|--------------|--------|---------|--------|----------------|---------------|-----------------|-----------------------|--------------|--------------|
| 8 | 22.3 | 9.4 | 50.9 | 38.5 | 72.7 | 5.1 | 0.9 | 0.8 | 1.2 | 0.6 | 0.4 |

CAREER STATS

| | | | | Field Goals | | 3-Point | | F-Throws | | Rebounds | | | | Scoring | | | | | | |
|--------------|------|-------|-----------|-------------|------|----------|------|----------|------|----------|-----|-----|-----|---------|-----|-----|-----|-----|------|------|
| SEASON | TEAM | GP-GS | MIN/AVG | FG-FGA | FG% | 3FG-3FGA | 3FG% | FT-FTA | FT% | OFF | DEF | TOT | AVG | PF-FO | A | TO | BLK | STL | PTS | AVG |
| 2021-22 | FSU | 29-8 | 759/26.2 | 133-294 | .452 | 6-34 | .176 | 61-110 | .555 | 43 | 89 | 132 | 4.6 | 59-0 | 35 | 38 | 14 | 20 | 333 | 11.5 |
| 2022-23 | FSU | 30-30 | 1009/33.6 | 157-353 | .445 | 21-60 | .350 | 80-116 | .690 | 42 | 181 | 223 | 7.4 | 56-3 | 53 | 66 | 24 | 25 | 415 | 13.8 |
| 2023-24 | UM | 29-29 | 963/33.2 | 154-315 | .489 | 30-84 | .357 | 58-73 | .795 | 50 | 127 | 177 | 6.1 | 37-0 | 48 | 55 | 11 | 39 | 396 | 13.7 |
| 2024-25 | UM | 8-4 | 178/22.3 | 27-53 | .509 | 5-13 | .385 | 16-22 | .727 | 7 | 34 | 41 | 5.1 | 12-0 | 7 | 6 | 3 | 5 | 75 | 9.4 |
| TOTAL FOR UM | | 37-33 | 1141/30.8 | 181-368 | .492 | 35-97 | .361 | 74-95 | .779 | 57 | 161 | 218 | 5.9 | 49-0 | 55 | 61 | 14 | 44 | 471 | 12.7 |
| TOTAL | | 96-71 | 2909/30.3 | 471-1015 | .464 | 62-191 | .325 | 215-321 | .670 | 142 | 431 | 573 | 6.0 | 164-3 | 143 | 165 | 52 | 89 | 1219 | 12.7 |



C • Lynn Kidd

Gr. • 6-10 • Gainesville, Fla.

- Tallied his first double-double of the season (14pts, 10 reb) vs. VCU (11/24)
- Recorded his first 20-point game (24) as a Hurricane against FDU (11/4)
- Led the ACC and ranked third nationally in field-goal percentage at 66.8 percent (177-265) in 2023-24
- ACC's leader in points per game improvement from last season to this season (+8.2)
- Had five games of 20 or more points and 24 games of 10 or more points
- Shot 84.2 percent from the foul line, which ranked seventh in the ACC
- Started 38 of 77 games played at Virginia Tech
- Spent one season at Clemson before transferring to Virginia Tech for three years

1

PLAYER HIGHS

Minutes

24-25 32, vs. VCU (11/24/24)
Career..... 32, vs. VCU (11/24/24)

Points

24-25 24, vs. FDU (11/4/24)
Career..... 31, vs. American (12/21/23)

Field Goals Made

24-25 10, vs. FDU (11/4/24)
Career..... 14, vs. American (12/21/23)

Field Goals Attempted

24-25 11, vs. FDU (11/4/24)
Career.. 15, 2x, last at Wake Forest, 12/30/23

3-Point Field Goals Made

23-24
Career.....

3-Point Field Goals Attempted

24-25
Career.....

Free Throws Made

24-25 4, 2x, last vs. VCU (11/24/24)
Career..... 9, vs. Vermont (12/16/23)

Free Throws Attempted

24-25 4, 2x, last vs. VCU (11/24/24)
Career..... 11, vs. Vermont (12/16/23)

Rebounds

24-25 10, vs. VCU (11/24/24)
Career.. 15, 2x, last vs. Florida St. (2/13/24)

Assists

24-25 4, vs. Charleston So. (11/30/24)
Career..... 4, vs. Charleston So. (11/30/24)

Blocks

24-25 .. 2, 2x, last vs. Oklahoma St. (11/22/24)
Career.. 2, 8x, last vs. Oklahoma St. (11/22/24)

Steals

24-25 .. 1, 4x, last vs. Charleston So. (11/30/24)
Career.. 2, 6x, last vs. Boston Coll (1/23/24)

Double-Doubles

24-25 1, vs. VCU (11/24/24)
Career..... 6, last vs. VCU (11/24/24)

Double-Digit Game

24-25 4, last vs. VCU (11/24/24)
Career..... 42, last vs. VCU (11/24/24)

2024-25 game-by-game

| Opponent | Date | GS | MIN | Total | | 3-Pointers | | Free throws | | Rebounds | | | | PF | A | TO | BLK | STL | PTS | AVG | |
|-----------------|------------|----|-------|--------|-------|------------|------|-------------|-------|----------|-----|-----|-----|-----|----|----|-----|-----|-----|------|------|
| | | | | FG-FGA | PCT | 3FG-3FGA | PCT | FT-FTA | PCT | OFF | DEF | TOT | AVG | | | | | | | | |
| FDU | 11/04/2024 | * | 25:26 | 10-11 | .909 | 0-0 | .000 | 4-4 | 1.000 | 3 | 6 | 9 | 9.0 | 1 | 0 | 1 | 0 | 1 | 24 | 24.0 | |
| Binghamton | 11/10/2024 | * | 25:28 | 3-4 | .750 | 0-0 | .000 | 0-0 | .000 | 3 | 1 | 4 | 6.5 | 1 | 0 | 3 | 0 | 1 | 6 | 15.0 | |
| Coppin St. | 11/17/2024 | * | 22:12 | 5-8 | .625 | 0-0 | .000 | 2-2 | 1.000 | 3 | 2 | 5 | 6.0 | 1 | 1 | 0 | 2 | 0 | 12 | 14.0 | |
| vs Drake | 11/21/2024 | * | 20:12 | 1-3 | .333 | 0-0 | .000 | 0-0 | .000 | 1 | 2 | 3 | 5.3 | 3 | 0 | 0 | 0 | 0 | 2 | 11.0 | |
| vs Oklahoma St. | 11/22/2024 | * | 20:59 | 5-6 | .833 | 0-0 | .000 | 0-0 | .000 | 2 | 1 | 3 | 4.8 | 4 | 1 | 1 | 2 | 0 | 10 | 10.8 | |
| vs VCU | 11/24/2024 | * | 32:22 | 5-6 | .833 | 0-0 | .000 | 4-4 | 1.000 | 3 | 7 | 10 | 5.7 | 2 | 3 | 2 | 0 | 1 | 14 | 11.3 | |
| Charleston So. | 11/30/2024 | * | 27:44 | 4-8 | .500 | 0-0 | .000 | 1-1 | 1.000 | 1 | 6 | 7 | 5.9 | 1 | 4 | 1 | 1 | 1 | 9 | 11.0 | |
| Arkansas | 12/03/2024 | * | 25:52 | 4-7 | .571 | 0-0 | .000 | 0-0 | .000 | 1 | 1 | 2 | 5.4 | 2 | 2 | 2 | 1 | 0 | 8 | 10.6 | |
| Totals | | | 8 | 200:14 | 37-53 | .698 | 0-0 | .000 | 11-11 | 1.000 | 17 | 26 | 43 | 5.4 | 15 | 11 | 10 | 6 | 4 | 85 | 10.6 |

Player Averages

| Games Played | Minutes/ game | Points/ game | FG Pct | 3FG Pct | FT Pct | Rebounds/ game | Assists/ game | Turnovers/ game | Assist/Turnover ratio | Steals/ game | Blocks/ game |
|--------------|---------------|--------------|--------|---------|--------|----------------|---------------|-----------------|-----------------------|--------------|--------------|
| 8 | 25.0 | 10.6 | 69.8 | 0.0 | 100.0 | 5.4 | 1.4 | 1.3 | 1.1 | 0.5 | 0.8 |

CAREER STATS

| | | | | Field Goals | | 3-Point | | F-Throws | | Rebounds | | | | | | | | | | Scoring | |
|--------------|------|-------|-----------|-------------|------|----------|------|----------|-------|----------|-----|-----|-----|-------|----|----|-----|-----|--|---------|------|
| SEASON | TEAM | GP-GS | MIN/AVG | FG-FGA | FG% | 3FG-3FGA | 3FG% | FT-FTA | FT% | OFF | DEF | TOT | AVG | PF-FO | A | TO | BLK | STL | | PTS | AVG |
| 2020-21 | CU | 7-0 | 32/4.6 | 2-6 | .333 | 0-0 | .000 | 4-4 | 1.000 | 4 | 3 | 7 | 1.0 | 6-0 | 1 | 2 | 2 | 0 | | 8 | 1.1 |
| 2021-22 | VT | 10-0 | 25/2.5 | 3-8 | .375 | 0-0 | .000 | 1-1 | 1.000 | 6 | 5 | 11 | 1.1 | 0-0 | 0 | 3 | 2 | 0 | | 7 | 0.7 |
| 2022-23 | VT | 34-5 | 429/12.6 | 77-116 | .664 | 0-0 | .000 | 17-29 | .586 | 34 | 82 | 116 | 3.4 | 53-0 | 21 | 21 | 15 | 9 | | 171 | 5.0 |
| 2023-24 | VT | 33-33 | 768/23.3 | 177-265 | .668 | 0-0 | .000 | 80-95 | .842 | 51 | 165 | 216 | 6.5 | 67-0 | 36 | 43 | 14 | 17 | | 434 | 13.2 |
| 2024-25 | UM | 8-8 | 200/25.0 | 37-53 | .698 | 0-0 | .000 | 11-11 | 1.000 | 17 | 26 | 43 | 5.4 | 15-0 | 11 | 10 | 6 | 4 | | 85 | 10.6 |
| TOTAL FOR UM | | 8-8 | 200/25.0 | 37-53 | .698 | 0-0 | .000 | 11-11 | 1.000 | 17 | 26 | 43 | 5.4 | 15-0 | 11 | 10 | 6 | 4 | | 85 | 10.6 |
| TOTAL | | 92-46 | 1454/15.8 | 296-448 | .661 | 0-0 | .000 | 113-140 | .807 | 112 | 281 | 393 | 4.3 | 141-0 | 69 | 79 | 39 | 30 | | 705 | 7.7 |



F • Brandon Johnson
Sr. • 6-8 • Raleigh, N.C.

2

- Tallied his eighth career 20-point game with 23 vs. Charleston Southern (11/30)
- Recorded his first double-double as a Hurricane vs. Oklahoma State (11/22)
- Eclipsed the 1,000-point mark in his career on a 3-pointer vs. Coppin State
- Leads the team in rebounding at 8.8 rebounds per contest
- Started all 31 games played for the Pirates in 2023-24
- Posted 11 double-doubles in 2023-24
- 12th all-time in ECU program history with 681 career rebounds
- Recorded 52 steals, the eighth-most by a Pirate in one season
- Played freshman year at East Brunswick Community College before transferring to East Carolina for next three seasons
- Graduated from East Carolina with a bachelor's degree in communications

PLAYER HIGHS

Minutes

24-25 36, vs. Charleston So. (11/30/24)
Career..... 42, vs. Temple (1/28/24)

Points

24-25 23, vs. Charleston So. (11/30/24)
Career..... 30, vs. SMU (2/4/23)

Field Goals Made

24-25 7, vs. Charleston So. (11/30/24)
Career..... 10, 2x, last at UTSA (2/10/24)

Field Goals Attempted

24-25 13, vs. Charleston So. (11/30/24)
Career..... 19, at UTSA (2/10/24)

3-Point Field Goals Made

23-24 6, vs. Charleston So. (11/30/24)
Career..... 7, at UTSA (2/10/24)

3-Point Field Goals Attempted

24-25 12, vs. Charleston So. (11/30/24)
Career..... 12, vs. Charleston So. (11/30/24)

Free Throws Made

24-25 .. 3, 3x, last vs. Charleston So. (11/30/24)
Career..... 10, vs. Ferrum (11/6/23)

Free Throws Attempted

24-25 6, vs. Oklahoma St. (11/22/24)
Career..... 10, 2x, last vs. Ferrum (11/6/23)

Rebounds

24-25 12, vs. VCU (11/24/24)
Career..... 19, vs. Coppin State (11/27/21)

Assists

24-25 4, vs. Arkansas (12/3/24)
Career..... 4, 5x, last vs. Arkansas (12/3/24)

Blocks

24-25 3, vs. Coppin St. (11/17/24)
Career..... 4, at Tulane (2/5/22)

Steals

24-25 .. 2, 2x, last vs. Charleston So. (11/30/24)
Career..... 5, vs. Memphis (2/29/24)

Double-Doubles

24-25 1, vs. Oklahoma St. (11/22/24)
Career... 24, last vs. Oklahoma St. (11/22/24)

Double-Digit Game

24-25 .. 4, last vs. Charleston So. (11/30/24)
Career.. 55, last vs. Charleston So. (11/30/24)

2024-25 game-by-game

| Opponent | Date | GS | MIN | Total | | 3-Pointers | | Free throws | | Rebounds | | | | PF | A | TO | BLK | STL | PTS | AVG | |
|-----------------|------------|----|-------|--------|-------|------------|-------|-------------|-------|----------|-----|-----|-----|-----|----|----|-----|-----|-----|------|------|
| | | | | FG-FGA | PCT | 3FG-3FGA | PCT | FT-FTA | PCT | OFF | DEF | TOT | AVG | | | | | | | | |
| FDU | 11/04/2024 | * | 19:33 | 2-2 | 1.000 | 0-0 | .000 | 3-5 | .600 | 1 | 8 | 9 | 9.0 | 3 | 1 | 4 | 1 | 1 | 7 | 7.0 | |
| Binghamton | 11/10/2024 | * | 30:40 | 3-7 | .429 | 2-5 | .400 | 2-2 | 1.000 | 1 | 6 | 7 | 8.0 | 2 | 1 | 0 | 0 | 1 | 10 | 8.5 | |
| Coppin St. | 11/17/2024 | * | 26:03 | 6-8 | .750 | 2-3 | .667 | 0-0 | .000 | 0 | 8 | 8 | 8.0 | 1 | 1 | 0 | 3 | 0 | 14 | 10.3 | |
| vs Drake | 11/21/2024 | * | 35:26 | 3-4 | .750 | 0-1 | .000 | 1-1 | 1.000 | 3 | 4 | 7 | 7.8 | 3 | 0 | 2 | 1 | 0 | 7 | 9.5 | |
| vs Oklahoma St. | 11/22/2024 | * | 35:02 | 3-8 | .375 | 0-4 | .000 | 6-8 | .750 | 1 | 9 | 10 | 8.2 | 2 | 2 | 3 | 0 | 2 | 12 | 10.0 | |
| vs VCU | 11/24/2024 | * | 34:39 | 2-7 | .286 | 0-2 | .000 | 3-4 | .750 | 5 | 7 | 12 | 8.8 | 2 | 3 | 2 | 0 | 1 | 7 | 9.5 | |
| Charleston So. | 11/30/2024 | * | 36:22 | 7-13 | .538 | 6-12 | .500 | 3-5 | .600 | 2 | 6 | 8 | 8.7 | 2 | 2 | 1 | 1 | 2 | 23 | 11.4 | |
| Arkansas | 12/03/2024 | * | 33:54 | 2-7 | .286 | 1-5 | .200 | 0-1 | .000 | 1 | 2 | 3 | 8.0 | 1 | 4 | 1 | 1 | 0 | 5 | 10.6 | |
| Totals | | | 8 | 251:38 | 28-56 | .500 | 11-32 | .344 | 18-26 | .692 | 14 | 50 | 64 | 8.0 | 16 | 14 | 13 | 7 | 7 | 85 | 10.6 |

Player Averages

| Games Played | Minutes/ game | Points/ game | FG Pct | 3FG Pct | FT Pct | Rebounds/ game | Assists/ game | Turnovers/ game | Assist/Turnover ratio | Steals/ game | Blocks/ game |
|--------------|---------------|--------------|--------|---------|--------|----------------|---------------|-----------------|-----------------------|--------------|--------------|
| 8 | 31.5 | 10.6 | 50.0 | 34.4 | 69.2 | 8.0 | 1.8 | 1.6 | 1.1 | 0.9 | 0.9 |

CAREER STATS

| | | | | Field Goals | | 3-Point | | F-Throws | | Rebounds | | | | Scoring | | | | | | |
|--------------|------|--------|-----------|-------------|------|----------|------|----------|------|----------|-----|-----|-----|---------|-----|-----|-----|-----|------|------|
| SEASON | TEAM | GP-GS | MIN/AVG | FG-FGA | FG% | 3FG-3FGA | 3FG% | FT-FTA | FT% | OFF | DEF | TOT | AVG | PF-FO | A | TO | BLK | STL | PTS | AVG |
| 2021-22 | ECU | 30-5 | 523/17.4 | 57-110 | .518 | 3-14 | .214 | 23-40 | .575 | 42 | 111 | 153 | 5.1 | 57-1 | 22 | 12 | 16 | 12 | 140 | 4.7 |
| 2022-23 | ECU | 32-32 | 1036/32.4 | 125-285 | .439 | 47-141 | .333 | 97-130 | .746 | 83 | 177 | 260 | 8.1 | 86-2 | 60 | 61 | 22 | 30 | 394 | 12.3 |
| 2023-24 | ECU | 31-31 | 1075/34.7 | 144-343 | .420 | 65-178 | .365 | 82-111 | .739 | 78 | 190 | 268 | 8.6 | 67-1 | 49 | 53 | 16 | 52 | 435 | 14.0 |
| 2024-25 | UM | 8-8 | 252/31.5 | 28-56 | .500 | 11-32 | .344 | 18-26 | .692 | 14 | 50 | 64 | 8.0 | 16-0 | 14 | 13 | 7 | 7 | 85 | 10.6 |
| TOTAL FOR UM | | 8-8 | 252/31.5 | 28-56 | .500 | 11-32 | .344 | 18-26 | .692 | 14 | 50 | 64 | 8.0 | 16-0 | 14 | 13 | 7 | 7 | 85 | 10.6 |
| TOTAL | | 101-76 | 2886/28.6 | 354-794 | .446 | 126-365 | .345 | 220-307 | .717 | 217 | 528 | 745 | 7.4 | 226-4 | 145 | 139 | 61 | 101 | 1054 | 10.4 |



G • Jalil Bethea

Fr. • 6-5 • Philadelphia, Pa.

3

- Recorded his first double-digit game at Miami with 13 points vs. Binghamton
- Consensus five-star, top-10 recruit in nation
 - > No. 7 overall recruit and No. 3 shooting guard per 247 Composite
 - > No. 10 overall and No. 3 shooting guard per ESPN
- 2024 McDonald's All-American, started for East Team
- 2024 Pennsylvania Gatorade Player of the Year
- 2024 Naismith Second Team All-American
- 2024 Pennsylvania Sports Writers Class 6A Player of the Year
- Archbishop Wood's all-time leading scorer at 1,693 points
- As a senior, averaged 22.7 points, 7.5 rebounds and 3.5 assists per game in 28 games
- Helped Team Final to 2023 Nike EYBL No. 1 ranking and Final Four of Peach Jam

PLAYER HIGHS

Minutes

24-25 .. 18, 2x, last vs. Charleston So. (11/30/24)
Career.. 18, 2x, last vs. Charleston So. (11/30/24)

Points

24-25 13, vs. Binghamton (11/10/24)
Career..... 13, vs. Binghamton (11/10/24)

Field Goals Made

24-25 4, vs. FDU (11/4/24)
Career..... 4, vs. FDU (11/4/24)

Field Goals Attempted

24-25 9, vs. FDU (11/4/24)
Career..... 9, vs. FDU (11/4/24)

3-Point Field Goals Made

23-24 2, 2x, last vs. Coppin St. (11/17/24)
Career... 2, 2x, last vs. Coppin St. (11/17/24)

3-Point Field Goals Attempted

24-25 5, vs. Binghamton (11/10/24)
Career..... 5, vs. Binghamton (11/10/24)

Free Throws Made

24-25 5, vs. Binghamton (11/10/24)
Career..... 5, vs. Binghamton (11/10/24)

Free Throws Attempted

24-25 5, vs. Binghamton (11/10/24)
Career..... 5, vs. Binghamton (11/10/24)

Rebounds

24-25 2, 3x, last vs. Arkansas (12/3/24)
Career... 2, 3x, last vs. Arkansas (12/3/24)

Assists

24-25 3, vs. Binghamton (11/10/24)
Career..... 3, vs. Binghamton (11/10/24)

Blocks

24-25
Career.....

Steals

24-25 2, vs. Binghamton (11/10/24)
Career..... 2, vs. Binghamton (11/10/24)

Double-Doubles

24-25
Career.....

Double-Digit Game

24-25 1, vs. Binghamton (11/10/24)
Career..... 1, vs. Binghamton (11/10/24)

2024-25 game-by-game

| Opponent | Date | GS | MIN | Total | | 3-Pointers | | Free throws | | Rebounds | | | | PF | A | TO | BLK | STL | PTS | AVG |
|-----------------|------------|----|-------|--------|------|------------|------|-------------|-------|----------|-----|-----|-----|----|---|----|-----|-----|-----|------|
| | | | | FG-FGA | PCT | 3FG-3FGA | PCT | FT-FTA | PCT | OFF | DEF | TOT | AVG | | | | | | | |
| FDU | 11/04/2024 | | 12:38 | 4-9 | .444 | 1-3 | .333 | 0-0 | .000 | 0 | 2 | 2 | 2.0 | 2 | 0 | 0 | 0 | 1 | 9 | 9.0 |
| Binghamton | 11/10/2024 | | 15:41 | 3-8 | .375 | 2-5 | .400 | 5-5 | 1.000 | 0 | 1 | 1 | 1.5 | 1 | 3 | 0 | 0 | 2 | 13 | 11.0 |
| Coppin St. | 11/17/2024 | | 14:57 | 2-5 | .400 | 2-4 | .500 | 1-2 | .500 | 0 | 2 | 2 | 1.7 | 1 | 0 | 2 | 0 | 1 | 7 | 9.7 |
| vs Drake | 11/21/2024 | | 05:23 | 0-1 | .000 | 0-1 | .000 | 2-2 | 1.000 | 0 | 1 | 1 | 1.5 | 3 | 0 | 1 | 0 | 1 | 2 | 7.8 |
| vs Oklahoma St. | 11/22/2024 | | 06:15 | 0-2 | .000 | 0-2 | .000 | 0-0 | .000 | 0 | 0 | 0 | 1.2 | 0 | 0 | 1 | 0 | 0 | 0 | 6.2 |
| vs VCU | 11/24/2024 | | 18:23 | 3-6 | .500 | 1-3 | .333 | 0-0 | .000 | 0 | 1 | 1 | 1.2 | 3 | 2 | 0 | 0 | 0 | 7 | 6.3 |
| Charleston So. | 11/30/2024 | * | 18:16 | 3-8 | .375 | 0-2 | .000 | 0-0 | .000 | 0 | 1 | 1 | 1.1 | 1 | 0 | 0 | 0 | 1 | 6 | 6.3 |
| Arkansas | 12/03/2024 | | 08:04 | 0-1 | .000 | 0-1 | .000 | 0-0 | .000 | 0 | 2 | 2 | 1.3 | 1 | 1 | 0 | 0 | 0 | 0 | 5.5 |
| Totals | | 1 | 99:37 | 15-40 | .375 | 6-21 | .286 | 8-9 | .889 | 0 | 10 | 10 | 1.3 | 12 | 6 | 4 | 0 | 6 | 44 | 5.5 |

Player Averages

| Games Played | Minutes/ game | Points/ game | FG Pct | 3FG Pct | FT Pct | Rebounds/ game | Assists/ game | Turnovers/ game | Assist/Turnover ratio | Steals/ game | Blocks/ game |
|--------------|---------------|--------------|--------|---------|--------|----------------|---------------|-----------------|-----------------------|--------------|--------------|
| 8 | 12.5 | 5.5 | 37.5 | 28.6 | 88.9 | 1.3 | 0.8 | 0.5 | 1.5 | 0.8 | 0.0 |

CAREER STATS

| | | | | Field Goals | | 3-Point | | F-Throws | | Rebounds | | | | Scoring | | | | | | |
|---------|------|-------|----------|-------------|------|----------|------|----------|------|----------|-----|-----|-----|---------|---|----|-----|-----|-----|-----|
| SEASON | TEAM | GP-GS | MIN/AVG | FG-FGA | FG% | 3FG-3FGA | 3FG% | FT-FTA | FT% | OFF | DEF | TOT | AVG | PF-FO | A | TO | BLK | STL | PTS | AVG |
| 2024-25 | UM | 8-1 | 100/12.5 | 15-40 | .375 | 6-21 | .286 | 8-9 | .889 | 0 | 10 | 10 | 1.3 | 12-0 | 6 | 4 | 0 | 6 | 44 | 5.5 |
| TOTAL | | 8-1 | 100/12.5 | 15-40 | .375 | 6-21 | .286 | 8-9 | .889 | 0 | 10 | 10 | 1.3 | 12-0 | 6 | 4 | 0 | 6 | 44 | 5.5 |



G • Isaiah Johnson-Arigo
Fr. • 6-7 • Minneapolis, Minn.

- Tallied his first bucket as a Hurricane on a driving layup against Coppin State
- Four-star recruit per 247 Composite and ESPN
 > Third-ranked recruit in state of Minnesota
- Averaged 20.2 points, 8.5 rebounds and 4.5 assists per game in 2023-24
- Helped Totino-Grace to its third straight Class 3A state title as a senior
- 2023-24 Star Tribune All-Metro First Team honoree

4

PLAYER HIGHS

Minutes

24-255, 2x, last vs. VCU (11/24/24)
Career.....5, 2x, last vs. VCU (11/24/24)

Points

24-254, vs. Coppin St. (11/17/24)
Career.....4, vs. Coppin St. (11/17/24)

Field Goals Made

24-252, vs. Coppin St. (11/17/24)
Career.....2, vs. Coppin St. (11/17/24)

Field Goals Attempted

24-254, vs. Coppin St. (11/17/24)
Career.....4, vs. Coppin St. (11/17/24)

3-Point Field Goals Made

23-24
Career.....

3-Point Field Goals Attempted

24-251, 2x, last vs. VCU (11/24/24)
Career.....1, 2x, last vs. VCU (11/24/24)

Free Throws Made

24-25
Career.....

Free Throws Attempted

24-25
Career.....

Rebounds

24-25 ..1, 3x, last vs. Oklahoma St. (11/22/24)
Career..1, 3x, last vs. Oklahoma St. (11/22/24)

Assists

24-25
Career.....

Blocks

24-25
Career.....

Steals

24-252, vs. Coppin St. (11/17/24)
Career.....2, vs. Coppin St. (11/17/24)

Double-Doubles

24-25
Career.....

Double-Digit Game

24-25
Career.....

2024-25 game-by-game

| Opponent | Date | GS | MIN | Total | | 3-Pointers | | Free throws | | Rebounds | | | | PF | A | TO | BLK | STL | PTS | AVG |
|-----------------|------------|----|-------|--------|------|------------|------|-------------|------|----------|-----|-----|-----|----|---|----|-----|-----|-----|-----|
| | | | | FG-FGA | PCT | 3FG-3FGA | PCT | FT-FTA | PCT | OFF | DEF | TOT | AVG | | | | | | | |
| FDU | 11/04/2024 | | 03:20 | 0-0 | .000 | 0-0 | .000 | 0-0 | .000 | 0 | 1 | 1 | 1.0 | 1 | 0 | 0 | 0 | 0 | 0 | 0.0 |
| Binghamton | 11/10/2024 | | 03:43 | 0-0 | .000 | 0-0 | .000 | 0-0 | .000 | 0 | 1 | 1 | 1.0 | 0 | 0 | 0 | 0 | 0 | 0 | 0.0 |
| Coppin St. | 11/17/2024 | | 04:39 | 2-4 | .500 | 0-1 | .000 | 0-0 | .000 | 0 | 0 | 0 | 0.7 | 1 | 0 | 0 | 0 | 2 | 4 | 1.3 |
| vs Oklahoma St. | 11/22/2024 | | 02:48 | 0-1 | .000 | 0-0 | .000 | 0-0 | .000 | 0 | 1 | 1 | 0.8 | 0 | 0 | 0 | 0 | 0 | 0 | 1.0 |
| vs VCU | 11/24/2024 | | 05:07 | 1-2 | .500 | 0-1 | .000 | 0-0 | .000 | 0 | 0 | 0 | 0.6 | 0 | 0 | 1 | 0 | 0 | 2 | 1.2 |
| Totals | | 0 | 19:37 | 3-7 | .429 | 0-2 | .000 | 0-0 | .000 | 0 | 3 | 3 | 0.6 | 2 | 0 | 1 | 0 | 2 | 6 | 1.2 |

Player Averages

| Games Played | Minutes/game | Points/game | FG Pct | 3FG Pct | FT Pct | Rebounds/game | Assists/game | Turnovers/game | Assist/Turnover ratio | Steals/game | Blocks/game |
|--------------|--------------|-------------|--------|---------|--------|---------------|--------------|----------------|-----------------------|-------------|-------------|
| 5 | 3.9 | 1.2 | 42.9 | 0.0 | 0.0 | 0.6 | 0.0 | 0.2 | 0.0 | 0.4 | 0.0 |

CAREER STATS

| | | | | Field Goals | | 3-Point | | F-Throws | | Rebounds | | | | Scoring | | | | | | |
|---------|------|-------|---------|-------------|------|----------|------|----------|------|----------|-----|-----|-----|---------|---|----|-----|-----|-----|-----|
| SEASON | TEAM | GP-GS | MIN/AVG | FG-FGA | FG% | 3FG-3FGA | 3FG% | FT-FTA | FT% | OFF | DEF | TOT | AVG | PF-FO | A | TO | BLK | STL | PTS | AVG |
| 2024-25 | UM | 5-0 | 20/3.9 | 3-7 | .429 | 0-2 | .000 | 0-0 | .000 | 0 | 3 | 3 | 0.6 | 2-0 | 0 | 1 | 0 | 2 | 6 | 1.2 |
| TOTAL | | 5-0 | 20/3.9 | 3-7 | .429 | 0-2 | .000 | 0-0 | .000 | 0 | 3 | 3 | 0.6 | 2-0 | 0 | 1 | 0 | 2 | 6 | 1.2 |



G • Jalen Blackmon
Sr. • 6-2 • Marion, Ind.

- Scored in double-figure four straight games to open the season
- All-ASUN First Team (2023, 2024)
- Led Stetson in scoring (21.3), total points (744) and 3-point field goals made (110)
- Ranked 13th in nation in FT% (.907), 14th in points (21.3) and 15th in 3-pointers (3.14)
- Scored a career-best 43 points vs. Austin Peay (3/10) in the ASUN Championship and named 2024 ASUN Championship MVP
- Helped Stetson to first ever NCAA Tournament appearance
- Eclipsed the 1,000 career-point-mark at North Alabama (Feb. 1)
- Basketball family: father (James – Kentucky), brother (James Jr., – Indiana) and brother (Vijay – St. Francis, Indiana, Lindenwood) all played college basketball

5

PLAYER HIGHS

Minutes

24-25 36, vs. Charleston So. (11/30/24)
Career..... 36, vs. Charleston So. (11/30/24)

Points

24-25 17, vs. Binghamton (11/10/24)
Career..... 43, vs. Austin Peay (3/10/24)

Field Goals Made

24-25 6, vs. FDU (11/4/24)
Career..... 14, vs. Charlotte (12/29/23)

Field Goals Attempted

24-25 11, vs. Charleston So. (11/30/24)
Career..... 25, 2x, last vs. Charlotte (12/29/23)

3-Point Field Goals Made

23-24 4, vs. Arkansas (12/3/24)
Career..... 8, at Bellarmine (2/7/24)

3-Point Field Goals Attempted

24-25 8, vs. Charleston So. (11/30/24)
Career..... 14, at Bellarmine (2/7/24)

Free Throws Made

24-25 4, vs. Binghamton (11/10/24)
Career..... 14, vs. Austin Peay (3/10/24)

Free Throws Attempted

24-25 5, vs. Binghamton (11/10/24)
Career..... 17, vs. Austin Peay (3/10/24)

Rebounds

24-25 3, vs. Arkansas (12/3/24)
Career..... 8, 2x, last vs. UConn (3/22/24)

Assists

24-25 3, vs. Coppin St. (11/17/24)
Career..... 4, 6x, last vs. UConn (3/22/24)

Blocks

24-25 1, 8x, last at Kennesaw St (1/10/24)

Steals

24-25 2, 2x, last vs. Coppin St. (11/17/24)
Career..... 3, 3x, last at Omaha (12/17/23)

Double-Doubles

24-25
Career.....

Double-Digit Game

24-25 6, last vs. Arkansas (12/3/24)
Career..... 60, last vs. Arkansas (12/3/24)

2024-25 game-by-game

| Opponent | Date | GS | MIN | Total | | 3-Pointers | | Free throws | | Rebounds | | | | PF | A | TO | BLK | STL | PTS | AVG | |
|-----------------|------------|----|-------|--------|-------|------------|-------|-------------|-------|----------|-----|-----|-----|-----|---|----|-----|-----|-----|------|------|
| | | | | FG-FGA | PCT | 3FG-3FGA | PCT | FT-FTA | PCT | OFF | DEF | TOT | AVG | | | | | | | | |
| FDU | 11/04/2024 | * | 21:00 | 6-10 | .600 | 3-5 | .600 | 0-0 | .000 | 0 | 1 | 1 | 1.0 | 1 | 1 | 0 | 0 | 1 | 15 | 15.0 | |
| Binghamton | 11/10/2024 | * | 22:09 | 5-9 | .556 | 3-5 | .600 | 4-5 | .800 | 0 | 1 | 1 | 1.0 | 1 | 1 | 0 | 0 | 2 | 17 | 16.0 | |
| Coppin St. | 11/17/2024 | * | 21:35 | 4-7 | .571 | 2-4 | .500 | 0-0 | .000 | 0 | 2 | 2 | 1.3 | 2 | 3 | 2 | 0 | 2 | 10 | 14.0 | |
| vs Drake | 11/21/2024 | * | 26:22 | 4-7 | .571 | 2-3 | .667 | 2-2 | 1.000 | 0 | 1 | 1 | 1.3 | 1 | 2 | 2 | 0 | 0 | 12 | 13.5 | |
| vs Oklahoma St. | 11/22/2024 | * | 29:31 | 2-8 | .250 | 1-6 | .167 | 2-2 | 1.000 | 1 | 0 | 1 | 1.2 | 0 | 4 | 1 | 1 | 0 | 7 | 12.2 | |
| vs VCU | 11/24/2024 | * | 19:16 | 4-9 | .444 | 2-5 | .400 | 1-2 | .500 | 1 | 1 | 2 | 1.3 | 1 | 1 | 1 | 0 | 0 | 11 | 12.0 | |
| Charleston So. | 11/30/2024 | * | 36:19 | 4-11 | .364 | 1-8 | .125 | 0-0 | .000 | 0 | 0 | 0 | 1.1 | 1 | 2 | 2 | 0 | 1 | 9 | 11.6 | |
| Arkansas | 12/03/2024 | | 19:54 | 4-7 | .571 | 4-7 | .571 | 0-0 | .000 | 1 | 2 | 3 | 1.4 | 2 | 0 | 3 | 0 | 0 | 12 | 11.6 | |
| Totals | | | 7 | 196:06 | 33-68 | .485 | 18-43 | .419 | 9-11 | .818 | 3 | 8 | 11 | 1.4 | 9 | 14 | 11 | 1 | 6 | 93 | 11.6 |

Player Averages

| Games Played | Minutes/ game | Points/ game | FG Pct | 3FG Pct | FT Pct | Rebounds/ game | Assists/ game | Turnovers/ game | Assist/Turnover ratio | Steals/ game | Blocks/ game |
|--------------|---------------|--------------|--------|---------|--------|----------------|---------------|-----------------|-----------------------|--------------|--------------|
| 8 | 24.5 | 11.6 | 48.5 | 41.9 | 81.8 | 1.4 | 1.8 | 1.4 | 1.3 | 0.8 | 0.1 |

CAREER STATS

| | | | | Field Goals | | 3-Point | | F-Throws | | Rebounds | | | | Scoring | | | | | | |
|--------------|------|-------|-----------|-------------|------|----------|------|----------|------|----------|-----|-----|-----|---------|-----|-----|-----|-----|------|------|
| SEASON | TEAM | GP-GS | MIN/AVG | FG-FGA | FG% | 3FG-3FGA | 3FG% | FT-FTA | FT% | OFF | DEF | TOT | AVG | PF-FO | A | TO | BLK | STL | PTS | AVG |
| 2021-22 | GCU | 23-0 | 184/8.0 | 17-52 | .327 | 14-39 | .359 | 13-15 | .867 | 1 | 19 | 20 | 0.9 | 9-0 | 15 | 12 | 0 | 5 | 61 | 2.7 |
| 2022-23 | Stet | 31-27 | 896/28.9 | 162-391 | .414 | 71-211 | .336 | 83-91 | .912 | 11 | 60 | 71 | 2.3 | 34-0 | 53 | 51 | 5 | 18 | 478 | 15.4 |
| 2023-24 | Stet | 35-35 | 1217/34.8 | 244-570 | .428 | 110-289 | .381 | 146-161 | .907 | 23 | 77 | 100 | 2.9 | 42-0 | 66 | 67 | 3 | 28 | 744 | 21.3 |
| 2024-25 | UM | 8-7 | 196/24.5 | 33-68 | .485 | 18-43 | .419 | 9-11 | .818 | 3 | 8 | 11 | 1.4 | 9-0 | 14 | 11 | 1 | 6 | 93 | 11.6 |
| TOTAL FOR UM | | 8-7 | 196/24.5 | 33-68 | .485 | 18-43 | .419 | 9-11 | .818 | 3 | 8 | 11 | 1.4 | 9-0 | 14 | 11 | 1 | 6 | 93 | 11.6 |
| TOTAL | | 97-69 | 2493/25.7 | 456-1081 | .422 | 213-582 | .366 | 251-278 | .903 | 38 | 164 | 202 | 2.1 | 94-0 | 148 | 141 | 9 | 57 | 1376 | 14.2 |



F • Xander Alarie

Fr. • 6-8 • Potomac, Md.

8

- Two-time All-MAC Selection (2022-23 and 2023-24)
- Averaged 15 points, eight rebounds and three assists per game as a senior
- Helped Saint Andrew's to a 22-9 overall record in 2023-24
- Tabbed Washington Post All-Met Honorable Mention in 2022-23
- Averaged 16.0 points, 7.0 rebounds, 3.0 assists and 2.0 blocks as a junior
- Played for Global Squad UAA in 2022-23

PLAYER HIGHS

Minutes

24-25
Career.....

Points

24-25
Career.....

Field Goals Made

24-25
Career.....

Field Goals Attempted

24-25
Career.....

3-Point Field Goals Made

23-24
Career.....

3-Point Field Goals Attempted

24-25
Career.....

Free Throws Made

24-25
Career.....

Free Throws Attempted

24-25
Career.....

Rebounds

24-25
Career.....

Assists

24-25
Career.....

Blocks

24-25
Career.....

Steals

24-25
Career.....

Double-Doubles

24-25
Career.....

Double-Digit Game

24-25
Career.....

2024-25 game-by-game



G • Paul Djobet
So. • 6-7 • Lille, France

- Set a new career high in assists with four vs. Charleston Southern (11/30)
- Recorded the first double-digit game of his career with 10 vs. Oklahoma State
- Played in 16 games, starting one as a freshman in 2023-24
- Set a new career high in rebounding with seven at NC State last season
- Tabbed a four-star prospect and the No. 14 player in Florida by ESPN
- Averaged 18.0 points, 9.8 rebounds and 2.8 assists per game as a senior at West Oaks Academy in Orlando, Fla.
- Earned SIAA Player of the Year and First Team All-State honors
- Spent junior and sophomore years at Solid Rock Academy (Ga.), winning the GISA state championship and GISA Player of the Year plaudits both seasons

10

PLAYER HIGHS

Minutes

24-25 18, 2x, last vs. Arkansas (12/3/24)
Career..... 23, at NC State (1/31/24)

Points

24-25 10, vs. Oklahoma St. (11/22/24)
Career..... 10, vs. Oklahoma St. (11/22/24)

Field Goals Made

24-25 3, vs. Oklahoma St. (11/22/24)
Career... 3, 2x, last vs. Oklahoma St. (11/22/24)

Field Goals Attempted

24-25 5, vs. Coppin St. (11/17/24)
Career..... 5, vs. Coppin St. (11/17/24)

3-Point Field Goals Made

24-25 1, vs. Oklahoma St. (11/22/24)
Career..... 2, at Boston College (2/17/24)

3-Point Field Goals Attempted

24-25 2, vs. Coppin St. (11/17/24)
Career..... 3, vs. Stonehill (12/21/23)

Free Throws Made

24-25 5, vs. Drake (11/21/24)
Career..... 5, vs. Drake (11/21/24)

Free Throws Attempted

24-25 6, vs. Drake (11/21/24)
Career..... 6, vs. Drake (11/21/24)

Rebounds

24-25 ... 5, 2x, last vs. Oklahoma St. (11/22/24)
Career..... 7, at NC State (1/31/24)

Assists

24-25 4, vs. Charleston So. (11/30/24)
Career..... 4, vs. Charleston So. (11/30/24)

Blocks

24-25 1, vs. Arkansas (12/3/24)
Career..... 1, 3x, last vs. Arkansas (12/3/24)

Steals

24-25 2, vs. FDU (11/4/24)
Career..... 2, vs. FDU (11/4/24)

Double-Doubles

24-25
Career.....

Double-Digit Game

24-25 1, vs. Oklahoma St. (11/22/24)
Career..... 1, vs. Oklahoma St. (11/22/24)

2024-25 game-by-game

| Opponent | Date | GS | MIN | Total | | 3-Pointers | | Free throws | | Rebounds | | | | PF | A | TO | BLK | STL | PTS | AVG |
|-----------------|------------|----|--------|--------|-------|------------|-------|-------------|-------|----------|-----|-----|-----|----|----|----|-----|-----|-----|-----|
| | | | | FG-FGA | PCT | 3FG-3FGA | PCT | FT-FTA | PCT | OFF | DEF | TOT | AVG | | | | | | | |
| FDU | 11/04/2024 | | 15:47 | 2-4 | .500 | 0-0 | .000 | 0-0 | .000 | 3 | 2 | 5 | 5.0 | 2 | 3 | 0 | 0 | 2 | 4 | 4.0 |
| Binghamton | 11/10/2024 | | 12:19 | 1-1 | 1.000 | 0-0 | .000 | 2-2 | 1.000 | 0 | 4 | 4 | 4.5 | 2 | 2 | 1 | 0 | 0 | 4 | 4.0 |
| Coppin St. | 11/17/2024 | | 12:54 | 1-5 | .200 | 0-2 | .000 | 0-0 | .000 | 1 | 3 | 4 | 4.3 | 0 | 0 | 1 | 0 | 0 | 2 | 3.3 |
| vs Drake | 11/21/2024 | | 17:46 | 0-2 | .000 | 0-1 | .000 | 5-6 | .833 | 0 | 3 | 3 | 4.0 | 4 | 1 | 0 | 0 | 0 | 5 | 3.8 |
| vs Oklahoma St. | 11/22/2024 | | 17:52 | 3-3 | 1.000 | 1-1 | 1.000 | 3-4 | .750 | 3 | 2 | 5 | 4.2 | 0 | 1 | 2 | 0 | 0 | 10 | 5.0 |
| vs VCU | 11/24/2024 | | 07:12 | 0-3 | .000 | 0-1 | .000 | 0-0 | .000 | 0 | 0 | 0 | 3.5 | 0 | 0 | 0 | 0 | 0 | 0 | 4.2 |
| Charleston So. | 11/30/2024 | | 11:06 | 1-2 | .500 | 0-1 | .000 | 0-0 | .000 | 1 | 3 | 4 | 3.6 | 2 | 4 | 0 | 0 | 0 | 2 | 3.9 |
| Arkansas | 12/03/2024 | | 17:53 | 0-1 | .000 | 0-0 | .000 | 2-2 | 1.000 | 0 | 1 | 1 | 3.3 | 0 | 0 | 0 | 1 | 0 | 2 | 3.6 |
| Totals | | 0 | 112:50 | 8-21 | .381 | 1-6 | .167 | 12-14 | .857 | 8 | 18 | 26 | 3.3 | 10 | 11 | 4 | 1 | 2 | 29 | 3.6 |

Player Averages

| Games Played | Minutes/ game | Points/ game | FG Pct | 3FG Pct | FT Pct | Rebounds/ game | Assists/ game | Turnovers/ game | Assist/Turnover ratio | Steals/ game | Blocks/ game |
|--------------|---------------|--------------|--------|---------|--------|----------------|---------------|-----------------|-----------------------|--------------|--------------|
| 8 | 14.1 | 3.6 | 38.1 | 16.7 | 85.7 | 3.3 | 1.4 | 0.5 | 2.8 | 0.3 | 0.1 |

CAREER STATS

| SEASON | TEAM | GP-GS | MIN/AVG | Field Goals | | 3-Point | | F-Throws | | Rebounds | | | | Scoring | | | | | | |
|---------|------|-------|----------|-------------|------|----------|------|----------|------|----------|-----|-----|-----|---------|----|----|-----|-----|-----|-----|
| | | | | FG-FGA | FG% | 3FG-3FGA | 3FG% | FT-FTA | FT% | OFF | DEF | TOT | AVG | PF-FO | A | TO | BLK | STL | PTS | AVG |
| 2023-24 | UM | 16-1 | 163/10.2 | 13-31 | .419 | 7-17 | .412 | 6-11 | .545 | 9 | 16 | 25 | 1.6 | 10-0 | 7 | 6 | 2 | 4 | 39 | 2.4 |
| 2024-25 | UM | 8-0 | 113/14.1 | 8-21 | .381 | 1-6 | .167 | 12-14 | .857 | 8 | 18 | 26 | 3.3 | 10-0 | 11 | 4 | 1 | 2 | 29 | 3.6 |
| TOTAL | | 24-1 | 275/11.5 | 21-52 | .404 | 8-23 | .348 | 18-25 | .720 | 17 | 34 | 51 | 2.1 | 20-0 | 18 | 10 | 3 | 6 | 68 | 2.8 |



G • A.J. Staton-McCray
R-Jr. • 6-4 • Delray Beach, Fla.

- Scored a season-high 13 points vs. Charleston Southern (11/30)
- Appeared in 31 of 35 games, making 27 starts in 2023-24
- 2024 All-SoCon Third Team and SoCon All-Defensive Team
- Averaged 11.5 points and 4.5 rebounds per contest
- Recorded 18 double-digit outings and one double-double
- Finished fifth in SoCon in steals (1.6) and sixth in free throw percentage (.835)
- Led the SoCon with an average of 1.8 steals per game in 2022-23
- Faced a season-ending injury as a sophomore leading to a redshirt year
- Played competitive tennis on the Pro Futures Circuit at age 14

11

PLAYER HIGHS

Minutes

24-25 29, vs. Charleston So. (11/30/24)
Career..... 38, vs. Mercer (2/10/21)

Points

24-25 13, vs. Charleston So. (11/30/24)
Career..... 29, vs. Chattanooga (1/3/24)

Field Goals Made

24-25 .. 4, 2x, last vs. Charleston So. (11/30/24)
Career..... 9, vs. Chattanooga (1/3/24)

Field Goals Attempted

24-25 8, vs. Charleston So. (11/30/24)
Career..... 18, vs. Belmont (12/16/23)

3-Point Field Goals Made

23-24 3, vs. Coppin St. (11/17/24)
Career..... 6, vs. Chattanooga (1/3/24)

3-Point Field Goals Attempted

24-25 4, vs. Charleston So. (11/30/24)
Career..... 7, 2x, last at Furman (1/24/24)

Free Throws Made

24-25 3, vs. Charleston So. (11/30/24)
Career... 8, 2x, last vs. Louisiana (11/30/23)

Free Throws Attempted

24-25 4, vs. Charleston So. (11/30/24)
Career..... 10, vs. Louisiana (11/30/23)

Rebounds

24-25 5, vs. FDU (11/4/24)
Career... 10, 2x, last at Chattanooga (2/3/24)

Assists

24-25 2, vs. FDU (11/4/24)
Career..... 4, 2x, last vs. Kansas (3/21/24)

Blocks

24-25 1, vs. Coppin St. (11/17/24)
Career.. 3, vs. South Carolina St. (11/17/23)

Steals

24-25 2, 2x, last vs. Arkansas (12/3/24)
Career..... 5, 2x, last vs. Mercer (1/20/24)

Double-Doubles

24-25
Career..... 2, last at Chattanooga (2/3/24)

Double-Digit Game

24-25 .. 2, last vs. Charleston So. (11/30/24)
Career.. 39, last vs. Charleston So. (11/30/24)

2024-25 game-by-game

| Opponent | Date | GS | MIN | Total | | 3-Pointers | | Free throws | | Rebounds | | | | PF | A | TO | BLK | STL | PTS | AVG |
|-----------------|------------|----|----------|--------|------|------------|-------|-------------|-------|----------|-----|-----|-----|----|---|----|-----|-----|-----|-----|
| | | | | FG-FGA | PCT | 3FG-3FGA | PCT | FT-FTA | PCT | OFF | DEF | TOT | AVG | | | | | | | |
| FDU | 11/04/2024 | * | 24:44 | 3-6 | .500 | 1-2 | .500 | 0-0 | .000 | 2 | 3 | 5 | 5.0 | 2 | 2 | 0 | 0 | 1 | 7 | 7.0 |
| Binghamton | 11/10/2024 | * | 18:00 | 0-4 | .000 | 0-3 | .000 | 2-2 | 1.000 | 0 | 1 | 1 | 3.0 | 3 | 1 | 0 | 0 | 2 | 2 | 4.5 |
| Coppin St. | 11/17/2024 | | 16:42 | 4-5 | .800 | 3-3 | 1.000 | 0-0 | .000 | 2 | 1 | 3 | 3.0 | 4 | 0 | 0 | 1 | 0 | 11 | 6.7 |
| vs Drake | 11/21/2024 | | 13:17 | 3-5 | .600 | 1-3 | .333 | 0-0 | .000 | 0 | 1 | 1 | 2.5 | 5 | 0 | 2 | 0 | 1 | 7 | 6.8 |
| vs Oklahoma St. | 11/22/2024 | | 12:42 | 1-4 | .250 | 0-2 | .000 | 0-0 | .000 | 1 | 0 | 1 | 2.2 | 3 | 0 | 0 | 0 | 1 | 2 | 5.8 |
| vs VCU | 11/24/2024 | | 12:38 | 2-6 | .333 | 0-2 | .000 | 2-2 | 1.000 | 1 | 1 | 2 | 2.2 | 0 | 1 | 1 | 0 | 1 | 6 | 5.8 |
| Charleston So. | 11/30/2024 | * | 29:13 | 4-8 | .500 | 2-4 | .500 | 3-4 | .750 | 2 | 2 | 4 | 2.4 | 2 | 1 | 2 | 0 | 0 | 13 | 6.9 |
| Arkansas | 12/03/2024 | * | 14:50 | 1-5 | .200 | 0-3 | .000 | 0-0 | .000 | 0 | 1 | 1 | 2.3 | 1 | 1 | 1 | 0 | 2 | 2 | 6.3 |
| Totals | | | 4 142:06 | 18-43 | .419 | 7-22 | .318 | 7-8 | .875 | 8 | 10 | 18 | 2.3 | 20 | 6 | 6 | 1 | 8 | 50 | 6.3 |

Player Averages

| Games Played | Minutes/ game | Points/ game | FG Pct | 3FG Pct | FT Pct | Rebounds/ game | Assists/ game | Turnovers/ game | Assist/Turnover ratio | Steals/ game | Blocks/ game |
|--------------|---------------|--------------|--------|---------|--------|----------------|---------------|-----------------|-----------------------|--------------|--------------|
| 8 | 17.8 | 6.3 | 41.9 | 31.8 | 87.5 | 2.3 | 0.8 | 0.8 | 1.0 | 1.0 | 0.1 |

CAREER STATS

| | | | | Field Goals | | 3-Point | | F-Throws | | Rebounds | | | | | | | | | | Scoring | |
|--------------|------|-------|-----------|-------------|------|----------|------|----------|------|----------|-----|-----|-----|-------|-----|-----|-----|-----|--|---------|------|
| SEASON | TEAM | GP-GS | MIN/AVG | FG-FGA | FG% | 3FG-3FGA | 3FG% | FT-FTA | FT% | OFF | DEF | TOT | AVG | PF-FO | A | TO | BLK | STL | | PTS | AVG |
| 2020-21 | SU | 19-14 | 500/26.3 | 62-181 | .343 | 27-94 | .287 | 36-48 | .750 | 16 | 71 | 87 | 4.6 | 53-2 | 33 | 35 | 7 | 32 | | 187 | 9.8 |
| 2021-22 | SU | 3-1 | 53/17.7 | 5-14 | .357 | 2-7 | .286 | 2-5 | .400 | 4 | 4 | 8 | 2.7 | 9-0 | 2 | 2 | 0 | 3 | | 14 | 4.7 |
| 2022-23 | SU | 31-11 | 679/21.9 | 88-192 | .458 | 22-76 | .289 | 56-73 | .767 | 33 | 93 | 126 | 4.1 | 66-1 | 20 | 28 | 5 | 56 | | 254 | 8.2 |
| 2023-24 | SU | 31-27 | 658/21.2 | 123-278 | .442 | 38-92 | .413 | 71-85 | .835 | 27 | 113 | 140 | 4.5 | 75-0 | 41 | 50 | 15 | 50 | | 355 | 11.5 |
| 2024-25 | UM | 8-4 | 142/17.8 | 18-43 | .419 | 7-22 | .318 | 7-8 | .875 | 8 | 10 | 18 | 2.3 | 20-1 | 6 | 6 | 1 | 8 | | 50 | 6.3 |
| TOTAL FOR UM | | 8-4 | 142/17.8 | 18-43 | .419 | 7-22 | .318 | 7-8 | .875 | 8 | 10 | 18 | 2.3 | 20-1 | 6 | 6 | 1 | 8 | | 50 | 6.3 |
| TOTAL | | 92-57 | 2033/22.1 | 296-708 | .418 | 96-291 | .330 | 172-219 | .785 | 88 | 291 | 379 | 4.1 | 223-4 | 102 | 121 | 28 | 149 | | 860 | 9.3 |



F • Kiree Huie
Sr. • 6-9 • Grayson, Ga.

15

- Will miss games in the foreseeable future due to a hand injury
- Started 32 of 34 games played for Idaho State in 2023-24
- Averaged 11.3 points, 5.8 rebounds and 1.2 blocks per contest
- Totaled 21 double-digit point outings
- Eclipsed the 20-point mark on four occasions
- Co-led Idaho State in rebounding, second in blocks and second in field goal percentage (.536)
- Spent two seasons at Odessa College prior to transferring to Idaho State

PLAYER HIGHS

Minutes

24-25
Career.....37, 3x, last at Montana (3/4/24)

Points

24-25
Career.....20, 4x, last at Montana (3/4/24)

Field Goals Made

24-25
Career.....10, at Southern Utah (12/9/23)

Field Goals Attempted

24-25
Career.....15, at Montana (3/4/24)

3-Point Field Goals Made

23-24
Career.....

3-Point Field Goals Attempted

24-25
Career.....1, at Montana State (1/22/24)

Free Throws Made

24-25
Career.....5, vs. Portland State (2/10/24)

Free Throws Attempted

24-25
Career.....9, at Montana State (1/22/24)

Rebounds

24-25
Career.....12, vs. Northwest (11/16/23)

Assists

24-25
Career.....4, vs. Northern Colorado (3/2/24)

Blocks

24-25
Career.....4, vs. Northern Colorado (3/2/24)

Steals

24-25
Career...3, 2x, last vs. N. Colorado (3/2/24)

Double-Doubles

24-25
Career.....4, last at Montana (3/4/24)

Double-Digit Game

24-25
Career.....21, last vs. Montana (3/12/24)

2024-25 game-by-game

CAREER STATS

| | | | | Field Goals | | 3-Point | | F-Throws | | Rebounds | | | | Scoring | | | | | | |
|--------------|------|-------|----------|-------------|------|----------|------|----------|------|----------|-----|-----|-----|---------|----|----|-----|-----|-----|------|
| SEASON | TEAM | GP-GS | MIN/AVG | FG-FGA | FG% | 3FG-3FGA | 3FG% | FT-FTA | FT% | OFF | DEF | TOT | AVG | PF-FO | A | TO | BLK | STL | PTS | AVG |
| 2023-24 | ISU | 34-32 | 912/26.8 | 165-308 | .536 | 0-2 | .000 | 54-92 | .587 | 73 | 123 | 196 | 5.8 | 73-3 | 25 | 58 | 40 | 19 | 384 | 11.3 |
| TOTAL FOR UM | | 0-0 | 0/0.0 | 0-0 | .000 | 0-0 | .000 | 0-0 | .000 | 0 | 0 | 0 | 0.0 | 0-0 | 0 | 0 | 0 | 0 | 0 | 0.0 |
| TOTAL | | 34-32 | 912/26.8 | 165-308 | .536 | 0-2 | .000 | 54-92 | .587 | 73 | 123 | 196 | 5.8 | 73-3 | 25 | 58 | 40 | 19 | 384 | 11.3 |



G • Austin Swartz
Fr. • 6-4 • Concord, N.C.

- Made his first career start against Arkansas (12/3)
- Tallied his first collegiate double-digit game with 15 points vs. Charleston So.
- Consensus top-50 recruit in nation
 - > No. 46 overall, No. 7 shooting guard and No. 5 in N.C. per 247 Composite
 - > No. 47 overall recruit, No. 11 shooting guard and No. 6 in N.C. per ESPN
- Averaged 26.0 points, 6.0 assists and 5.0 rebounds per game as a senior
- Named NCISAA All-State honoree and CISAA Conference Player of the Year
- Helped Cannon School to CISAA conference championship in 2022-23
- Ranked third among all players in scoring on 2023 Nike EYBL circuit, averaging 21.0 points per game
- Tabbed to 2024 All-Observer First Team

23

PLAYER HIGHS

Minutes

24-25 22, vs. Charleston So. (11/30/24)
Career..... 22, vs. Charleston So. (11/30/24)

Points

24-25 15, vs. Charleston So. (11/30/24)
Career..... 15, vs. Charleston So. (11/30/24)

Field Goals Made

24-25 4, vs. Charleston So. (11/30/24)
Career..... 4, vs. Charleston So. (11/30/24)

Field Goals Attempted

24-25 7, vs. VCU (11/24/24)
Career..... 7, vs. VCU (11/24/24)

3-Point Field Goals Made

23-24 3, vs. Charleston So. (11/30/24)
Career..... 3, vs. Charleston So. (11/30/24)

3-Point Field Goals Attempted

24-25 .. 4, 2x, last vs. Charleston So. (11/30/24)
Career.. 4, 2x, last vs. Charleston So. (11/30/24)

Free Throws Made

24-25 4, vs. Charleston So. (11/30/24)
Career..... 4, vs. Charleston So. (11/30/24)

Free Throws Attempted

24-25 4, vs. Charleston So. (11/30/24)
Career..... 4, vs. Charleston So. (11/30/24)

Rebounds

24-25 3, vs. Arkansas (12/3/24)
Career..... 3, vs. Arkansas (12/3/24)

Assists

24-25 3, vs. Coppin St. (11/17/24)
Career..... 3, vs. Coppin St. (11/17/24)

Blocks

24-25 2, vs. Charleston So. (11/30/24)
Career..... 2, vs. Charleston So. (11/30/24)

Steals

24-25 2, vs. FDU (11/4/24)
Career..... 2, vs. FDU (11/4/24)

Double-Doubles

24-25
Career.....

Double-Digit Game

24-25 1, vs. Charleston So. (11/30/24)
Career..... 1, vs. Charleston So. (11/30/24)

2024-25 game-by-game

| Opponent | Date | GS | MIN | Total | | 3-Pointers | | Free throws | | Rebounds | | | | PF | A | TO | BLK | STL | PTS | AVG |
|-----------------|------------|----|----------|--------|------|------------|------|-------------|-------|----------|-----|-----|-----|----|---|----|-----|-----|-----|-----|
| | | | | FG-FGA | PCT | 3FG-3FGA | PCT | FT-FTA | PCT | OFF | DEF | TOT | AVG | | | | | | | |
| FDU | 11/04/2024 | | 11:58 | 0-2 | .000 | 0-2 | .000 | 2-2 | 1.000 | 0 | 0 | 0 | 0.0 | 1 | 1 | 1 | 0 | 2 | 2 | 2.0 |
| Binghamton | 11/10/2024 | | 09:07 | 1-2 | .500 | 1-2 | .500 | 0-0 | .000 | 0 | 0 | 0 | 0.0 | 0 | 0 | 0 | 1 | 0 | 3 | 2.5 |
| Coppin St. | 11/17/2024 | | 12:26 | 0-2 | .000 | 0-2 | .000 | 0-0 | .000 | 0 | 0 | 0 | 0.0 | 0 | 3 | 0 | 0 | 1 | 0 | 1.7 |
| vs Drake | 11/21/2024 | | 07:08 | 1-2 | .500 | 1-2 | .500 | 0-0 | .000 | 0 | 1 | 1 | 0.3 | 1 | 0 | 0 | 0 | 0 | 3 | 2.0 |
| vs Oklahoma St. | 11/22/2024 | | 02:12 | 0-0 | .000 | 0-0 | .000 | 0-0 | .000 | 0 | 0 | 0 | 0.2 | 0 | 0 | 0 | 0 | 0 | 0 | 1.6 |
| vs VCU | 11/24/2024 | | 17:15 | 2-7 | .286 | 0-4 | .000 | 2-2 | 1.000 | 0 | 1 | 1 | 0.3 | 1 | 0 | 0 | 0 | 1 | 6 | 2.3 |
| Charleston So. | 11/30/2024 | | 21:44 | 4-6 | .667 | 3-4 | .750 | 4-4 | 1.000 | 0 | 1 | 1 | 0.4 | 2 | 1 | 1 | 2 | 0 | 15 | 4.1 |
| Arkansas | 12/03/2024 | * | 21:03 | 2-7 | .286 | 1-6 | .167 | 2-2 | 1.000 | 0 | 3 | 3 | 0.8 | 2 | 0 | 0 | 0 | 0 | 7 | 4.5 |
| Totals | | | 1 102:54 | 10-28 | .357 | 6-22 | .273 | 10-10 | 1.000 | 0 | 6 | 6 | 0.8 | 7 | 5 | 2 | 3 | 4 | 36 | 4.5 |

Player Averages

| Games Played | Minutes/ game | Points/ game | FG Pct | 3FG Pct | FT Pct | Rebounds/ game | Assists/ game | Turnovers/ game | Assist/Turnover ratio | Steals/ game | Blocks/ game |
|--------------|---------------|--------------|--------|---------|--------|----------------|---------------|-----------------|-----------------------|--------------|--------------|
| 8 | 12.9 | 4.5 | 35.7 | 27.3 | 100.0 | 0.8 | 0.6 | 0.3 | 2.5 | 0.5 | 0.4 |

CAREER STATS

| | | | | Field Goals | | 3-Point | | F-Throws | | Rebounds | | | | Scoring | | | | | | |
|---------|------|-------|----------|-------------|------|----------|------|----------|-------|----------|-----|-----|-----|---------|---|----|-----|-----|-----|-----|
| SEASON | TEAM | GP-GS | MIN/AVG | FG-FGA | FG% | 3FG-3FGA | 3FG% | FT-FTA | FT% | OFF | DEF | TOT | AVG | PF-FO | A | TO | BLK | STL | PTS | AVG |
| 2024-25 | UM | 8-1 | 103/12.9 | 10-28 | .357 | 6-22 | .273 | 10-10 | 1.000 | 0 | 6 | 6 | 0.8 | 7-0 | 5 | 2 | 3 | 4 | 36 | 4.5 |
| TOTAL | | 8-1 | 103/12.9 | 10-28 | .357 | 6-22 | .273 | 10-10 | 1.000 | 0 | 6 | 6 | 0.8 | 7-0 | 5 | 2 | 3 | 4 | 36 | 4.5 |



G • Nijel Pack

Gr. • 6-0 • Indianapolis, Ind.

24

- Recorded his 25th career 20-point game with 22 points against Arkansas
- Tied his career high in assists with nine against Coppin State
- Named ACC Co-Player of the Week on Nov. 11 (alongside Jamir Watkins)
- Earned Preseason All-ACC First Team honors ahead of 2024-25 season
- Averaged 13.3 points, 2.6 rebounds, 3.6 assists, and 1.0 steals per game
- Led Miami in assists (3.6), second in minutes (32.5) and fourth in scoring
- Scored in double-digits 18 times, with 15-plus on 12 occasions
- The lone returning player from Miami's Final Four run in 2022-23
- Spent two seasons at Kansas State before transferring to Miami in 2022
- Big 12 Most Improved Player, First Team All-Big 12 and AP First Team All-Big 12 plaudits in 2021-22
- Set a Kansas St. record by making a 3-pointer in 34 straight games (previous 30-year-old mark was 25)

PLAYER HIGHS

Minutes

24-25 38, vs. Drake (11/21/24)
Career..... 43, at Oklahoma St. (2/19/22)

Points

24-25 22, vs. Arkansas (12/3/24)
Career..... 35, vs. Kansas (1/22/22)

Field Goals Made

24-25 9, 2x, last vs. Arkansas (12/3/24)
Career..... 12, vs. Kansas (1/22/22)

Field Goals Attempted

24-25 16, vs. Arkansas (12/3/24)
Career..... 19, 3x, last vs. Pitt (1/27/24)

3-Point Field Goals Made

24-25 4, vs. Oklahoma St. (11/22/24)
Career..... 8, 2x, last vs. Kansas (1/22/22)

3-Point Field Goals Attempted

24-25 10, vs. Binghamton (11/10/24)
Career..... 15, at West Virginia (1/8/22)

Free Throws Made

24-25 7, vs. Drake (11/21/24)
Career..... 7, 3x, last vs. Drake (11/21/24)

Free Throws Attempted

24-25 8, vs. Drake (11/21/24)
Career..... 10, vs. Baylor (2/9/22)

Rebounds

24-25 6, vs. Arkansas (12/3/24)
Career.. 8, 3x, last at Virginia Tech (1/13/24)

Assists

24-25 9, vs. Coppin St. (11/17/24)
Career.. 9, 3x, last vs. Coppin St. (11/17/24)

Blocks

24-25 1, vs. Coppin St. (11/17/24)
Career..... 2, at Iowa St. (2/12/22)

Steals

24-25 1, 3x, last vs. VCU (11/24/24)
Career.. 4, 2x, last vs. Wake Forest (2/18/23)

Double-Doubles

24-25
Career.....

Double-Digit Game

24-25 5, last vs. Arkansas (12/3/24)
Career..... 89, last vs. Arkansas (12/3/24)

2024-25 game-by-game

| Opponent | Date | GS | MIN | Total | | 3-Pointers | | Free throws | | Rebounds | | | | PF | A | TO | BLK | STL | PTS | AVG | |
|-----------------|------------|----|-------|--------|-------|------------|-------|-------------|-------|----------|-----|-----|-----|-----|----|----|-----|-----|------|-----|------|
| | | | | FG-FGA | PCT | 3FG-3FGA | PCT | FT-FTA | PCT | OFF | DEF | TOT | AVG | | | | | | | | |
| FDU | 11/04/2024 | * | 27:22 | 9-11 | .818 | 2-3 | .667 | 1-1 | 1.000 | 0 | 2 | 2 | 2.0 | 1 | 5 | 0 | 0 | 21 | 21.0 | | |
| Binghamton | 11/10/2024 | * | 30:12 | 6-13 | .462 | 3-10 | .300 | 2-2 | 1.000 | 0 | 3 | 3 | 2.5 | 1 | 6 | 1 | 0 | 17 | 19.0 | | |
| Coppin St. | 11/17/2024 | * | 25:03 | 2-6 | .333 | 2-4 | .500 | 0-0 | .000 | 2 | 2 | 4 | 3.0 | 1 | 9 | 1 | 1 | 6 | 14.7 | | |
| vs Drake | 11/21/2024 | * | 38:14 | 4-13 | .308 | 2-6 | .333 | 7-8 | .875 | 1 | 1 | 2 | 2.8 | 2 | 5 | 1 | 0 | 17 | 15.3 | | |
| vs Oklahoma St. | 11/22/2024 | * | 35:37 | 7-14 | .500 | 4-7 | .571 | 2-3 | .667 | 2 | 2 | 4 | 3.0 | 3 | 1 | 1 | 0 | 20 | 16.2 | | |
| vs VCU | 11/24/2024 | * | 27:55 | 3-7 | .429 | 2-4 | .500 | 2-2 | 1.000 | 0 | 0 | 0 | 2.5 | 3 | 2 | 1 | 0 | 10 | 15.2 | | |
| Arkansas | 12/03/2024 | * | 33:20 | 9-16 | .563 | 3-7 | .429 | 1-2 | .500 | 3 | 3 | 6 | 3.0 | 1 | 6 | 2 | 0 | 22 | 16.1 | | |
| Totals | | | 7 | 217:43 | 40-80 | .500 | 18-41 | .439 | 15-18 | .833 | 8 | 13 | 21 | 3.0 | 12 | 34 | 7 | 1 | 3 | 113 | 16.1 |

Player Averages

| Games Played | Minutes/ game | Points/ game | FG Pct | 3FG Pct | FT Pct | Rebounds/ game | Assists/ game | Turnovers/ game | Assist/Turnover ratio | Steals/ game | Blocks/ game |
|--------------|---------------|--------------|--------|---------|--------|----------------|---------------|-----------------|-----------------------|--------------|--------------|
| 7 | 31.1 | 16.1 | 50.0 | 43.9 | 83.3 | 3.0 | 4.9 | 1.0 | 4.9 | 0.4 | 0.1 |

CAREER STATS

| | | | | Field Goals | | 3-Point | | F-Throws | | Rebounds | | | | | | | | | Scoring | |
|--------------|--------|---------|-----------|-------------|------|----------|------|----------|------|----------|-----|-----|-----|-------|-----|-----|-----|-----|---------|------|
| SEASON | TEAM | GP-GS | MIN/AVG | FG-FGA | FG% | 3FG-3FGA | 3FG% | FT-FTA | FT% | OFF | DEF | TOT | AVG | PF-FO | A | TO | BLK | STL | PTS | AVG |
| 2020-21 | KState | 24-24 | 806/33.6 | 109-261 | .418 | 60-148 | .405 | 27-34 | .794 | 14 | 74 | 88 | 3.7 | 49-0 | 91 | 49 | 0 | 28 | 305 | 12.7 |
| 2021-22 | KState | 29-28 | 958/33.0 | 175-385 | .455 | 95-218 | .436 | 60-71 | .845 | 22 | 88 | 110 | 3.8 | 49-0 | 65 | 43 | 3 | 39 | 505 | 17.4 |
| 2022-23 | UM | 35-35 | 1106/31.6 | 173-392 | .441 | 86-213 | .404 | 45-51 | .882 | 20 | 75 | 95 | 2.7 | 53-1 | 81 | 59 | 6 | 34 | 477 | 13.6 |
| 2023-24 | UM | 25-25 | 812/32.5 | 122-305 | .400 | 50-140 | .357 | 39-51 | .765 | 9 | 55 | 64 | 2.6 | 26-0 | 89 | 44 | 7 | 24 | 333 | 13.3 |
| 2024-25 | UM | 7-7 | 218/31.1 | 40-80 | .500 | 18-41 | .439 | 15-18 | .833 | 8 | 13 | 21 | 3.0 | 12-0 | 34 | 7 | 1 | 3 | 113 | 16.1 |
| TOTAL FOR UM | | 67-67 | 2136/31.9 | 335-777 | .431 | 154-394 | .391 | 99-120 | .825 | 37 | 143 | 180 | 2.7 | 91-1 | 204 | 110 | 14 | 61 | 923 | 13.8 |
| TOTAL | | 120-119 | 3900/32.5 | 619-1423 | .435 | 309-760 | .407 | 186-225 | .827 | 73 | 305 | 378 | 3.2 | 189-1 | 360 | 202 | 17 | 128 | 1733 | 14.4 |



F • Yussif Basa-Ama
Gr. • 6-9 • Bolgatanga, Ghana

- Appeared in 13 games off the bench with one start as a senior at Yale
- Played three minutes in Yale's NCAA tournament loss to San Diego State
- Shot 50 percent from the field in 2023-24
- Freshman season at Yale canceled due to COVID-19 pandemic
- Florida Mr. Basketball finalist at the Saint Andrew's School in Boca Raton
- 2020 Class 3A Player of the Year

35

PLAYER HIGHS

Minutes

24-25 4, vs. Coppin St. (11/17/24)
Career..... 22, at Fairfield (12/12/22)

Points

24-25
Career..... 12, vs. Miss. Valley (11/13/22)

Field Goals Made

24-25
Career..... 5, vs. Miss. Valley (11/13/22)

Field Goals Attempted

24-25
Career.. 5, 5x, last vs. Miss. Valley (11/13/22)

3-Point Field Goals Made

23-24
Career..... 1, vs. Miss. Valley (11/13/22)

3-Point Field Goals Attempted

24-25
Career..... 1, 11x, last vs. Vassar (11/6/23)

Free Throws Made

24-25
Career..... 2, vs. Sarah Lawrence (11/7/22)

Free Throws Attempted

24-25
Career..... 3, vs. Sarah Lawrence (11/7/22)

Rebounds

24-25 ...1, 2x, last vs. Coppin St. (11/17/24)
Career..... 12, at Fairfield (12/12/22)

Assists

24-25
Career.. 2, 5x, last vs. Colby-Saw. (12/8/23)

Blocks

24-25
Career..... 3, vs. Vassar (11/9/21)

Steals

24-25
Career..... 2, 2x, last at Colorado (11/27/22)

Double-Doubles

24-25
Career.....

Double-Digit Game

24-25
Career..... 1, last vs. Miss. Valley (11/13/22)

2024-25 game-by-game

| Opponent | Date | GS | MIN | Total | | 3-Pointers | | Free throws | | Rebounds | | | | PF | | A | | TO | | BLK | | STL | | PTS | | AVG |
|-----------------|------------|----|-------|--------|------|------------|------|-------------|------|----------|-----|-----|-----|----|---|---|---|----|---|-----|---|-----|---|-----|--|-----|
| | | | | FG-FGA | PCT | 3FG-3FGA | PCT | FT-FTA | PCT | OFF | DEF | TOT | AVG | | | | | | | | | | | | | |
| FDU | 11/04/2024 | | 03:20 | 0-0 | .000 | 0-0 | .000 | 0-0 | .000 | 0 | 1 | 1 | 1.0 | 1 | 0 | 0 | 0 | 0 | 0 | 0 | 0 | 0 | 0 | 0.0 | | |
| Binghamton | 11/10/2024 | | 02:26 | 0-0 | .000 | 0-0 | .000 | 0-0 | .000 | 0 | 0 | 0 | 0.5 | 0 | 0 | 0 | 0 | 0 | 0 | 0 | 0 | 0 | 0 | 0.0 | | |
| Coppin St. | 11/17/2024 | | 03:30 | 0-0 | .000 | 0-0 | .000 | 0-0 | .000 | 0 | 1 | 1 | 0.7 | 0 | 0 | 0 | 0 | 0 | 0 | 0 | 0 | 0 | 0 | 0.0 | | |
| vs Oklahoma St. | 11/22/2024 | | 00:53 | 0-0 | .000 | 0-0 | .000 | 0-0 | .000 | 0 | 0 | 0 | 0.5 | 0 | 0 | 0 | 0 | 0 | 0 | 0 | 0 | 0 | 0 | 0.0 | | |
| Totals | | 0 | 10:09 | 0-0 | .000 | 0-0 | .000 | 0-0 | .000 | 0 | 2 | 2 | 0.5 | 1 | 0 | 0 | 0 | 0 | 0 | 0 | 0 | 0 | 0 | 0.0 | | |

Player Averages

| Games Played | Minutes/game | Points/game | FG Pct | 3FG Pct | FT Pct | Rebounds/game | Assists/game | Turnovers/game | Assist/Turnover ratio | Steals/game | Blocks/game |
|--------------|--------------|-------------|--------|---------|--------|---------------|--------------|----------------|-----------------------|-------------|-------------|
| 4 | 2.5 | 0.0 | 0.0 | 0.0 | 0.0 | 0.5 | 0.0 | 0.0 | 0.0 | 0.0 | 0.0 |

CAREER STATS

| SEASON | TEAM | GP-GS | MIN/AVG | FG-FGA | FG% | 3FG-3FGA | 3FG% | FT-FTA | FT% | OFF | DEF | TOT | AVG | PF-FO | A | TO | BLK | STL | PTS | AVG |
|--------------|------|-------|---------|--------|------|----------|------|--------|------|-----|-----|-----|-----|-------|----|----|-----|-----|-----|-----|
| 2021-22 | Yale | 22-0 | 197/8.9 | 22-36 | .611 | 0-5 | .000 | 1-7 | .143 | 16 | 33 | 49 | 2.2 | 34-0 | 13 | 16 | 12 | 8 | 45 | 2.0 |
| 2022-23 | Yale | 12-0 | 97/8.1 | 15-24 | .625 | 1-5 | .200 | 4-6 | .667 | 17 | 19 | 36 | 3.0 | 15-0 | 4 | 8 | 4 | 5 | 35 | 2.9 |
| 2023-24 | Yale | 14-1 | 61/4.3 | 7-14 | .500 | 0-1 | .000 | 1-2 | .500 | 9 | 6 | 15 | 1.1 | 5-0 | 5 | 0 | 1 | 4 | 15 | 1.1 |
| 2024-25 | UM | 4-0 | 10/2.5 | 0-0 | .000 | 0-0 | .000 | 0-0 | .000 | 0 | 2 | 2 | 0.5 | 1-0 | 0 | 0 | 0 | 0 | 0 | 0.0 |
| TOTAL FOR UM | | 4-0 | 10/2.5 | 0-0 | .000 | 0-0 | .000 | 0-0 | .000 | 0 | 2 | 2 | 0.5 | 1-0 | 0 | 0 | 0 | 0 | 0 | 0.0 |



G • Divine Ugochukwu
Fr. • 6-3 • Sugar Land, Texas

- Reached double-figures for the first time as a Hurricane against FDU (11/4)
- Three-star recruit per ESPN and 247Sports
- Top-20 player in state of Texas
- Averaged 17.1 points, 5.7 assists, 4.6 rebounds and 1.8 steals over four years
- Helped Clements to 32-1 record in 2023-24
- TABCC 6A All-Region III Team honoree as a senior
- Finalist for Guy V. Lewis Award, given to top boys basketball player in Houston area

99

PLAYER HIGHS

Minutes

24-25 15, vs. Coppin St. (11/17/24)
Career..... 15, vs. Coppin St. (11/17/24)

Points

24-25 15, vs. FDU (11/4/24)
Career..... 15, vs. FDU (11/4/24)

Field Goals Made

24-25 6, vs. FDU (11/4/24)
Career..... 6, vs. FDU (11/4/24)

Field Goals Attempted

24-25 9, vs. FDU (11/4/24)
Career..... 9, vs. FDU (11/4/24)

3-Point Field Goals Made

23-24 1, vs. VCU (11/24/24)
Career..... 1, vs. VCU (11/24/24)

3-Point Field Goals Attempted

24-25 1, 2x, last vs. VCU (11/24/24)
Career..... 1, 2x, last vs. VCU (11/24/24)

Free Throws Made

24-25 4, vs. Coppin St. (11/17/24)
Career..... 4, vs. Coppin St. (11/17/24)

Free Throws Attempted

24-25 5, vs. FDU (11/4/24)
Career..... 5, vs. FDU (11/4/24)

Rebounds

24-25 1, vs. FDU (11/4/24)
Career..... 1, vs. FDU (11/4/24)

Assists

24-25 2, vs. FDU (11/4/24)
Career..... 2, vs. FDU (11/4/24)

Blocks

24-25
Career.....

Steals

24-25 1, 3x, last vs. VCU (11/24/24)
Career..... 1, 3x, last vs. VCU (11/24/24)

Double-Doubles

24-25
Career.....

Double-Digit Game

24-25 2, last vs. Coppin St. (11/17/24)
Career..... 2, last vs. Coppin St. (11/17/24)

2024-25 game-by-game

| Opponent | Date | GS | MIN | Total | | 3-Pointers | | Free throws | | Rebounds | | | | PF | A | TO | BLK | STL | PTS | AVG |
|-----------------|------------|----|-------|--------|-------|------------|-------|-------------|-------|----------|-----|-----|-----|----|---|----|-----|-----|-----|------|
| | | | | FG-FGA | PCT | 3FG-3FGA | PCT | FT-FTA | PCT | OFF | DEF | TOT | AVG | | | | | | | |
| FDU | 11/04/2024 | | 14:28 | 6-9 | .667 | 0-1 | .000 | 3-5 | .600 | 0 | 1 | 1 | 1.0 | 4 | 2 | 0 | 0 | 1 | 15 | 15.0 |
| Binghamton | 11/10/2024 | | 09:48 | 3-3 | 1.000 | 0-0 | .000 | 1-1 | 1.000 | 0 | 0 | 0 | 0.5 | 3 | 1 | 2 | 0 | 1 | 7 | 11.0 |
| Coppin St. | 11/17/2024 | | 14:57 | 4-4 | 1.000 | 0-0 | .000 | 4-5 | .800 | 0 | 4 | 4 | 1.7 | 1 | 3 | 1 | 0 | 0 | 12 | 11.3 |
| vs Drake | 11/21/2024 | | 04:10 | 0-0 | .000 | 0-0 | .000 | 2-2 | 1.000 | 0 | 0 | 0 | 1.3 | 1 | 0 | 1 | 0 | 0 | 2 | 9.0 |
| vs Oklahoma St. | 11/22/2024 | | 07:39 | 1-1 | 1.000 | 0-0 | .000 | 0-0 | .000 | 1 | 0 | 1 | 1.2 | 0 | 0 | 1 | 0 | 0 | 2 | 7.6 |
| vs VCU | 11/24/2024 | | 14:19 | 2-5 | .400 | 1-1 | 1.000 | 0-1 | .000 | 0 | 0 | 0 | 1.0 | 2 | 1 | 0 | 0 | 1 | 5 | 7.2 |
| Charleston So. | 11/30/2024 | | 03:37 | 0-1 | .000 | 0-1 | .000 | 0-0 | .000 | 0 | 0 | 0 | 0.9 | 0 | 0 | 1 | 0 | 0 | 0 | 6.1 |
| Totals | | 0 | 68:58 | 16-23 | .696 | 1-3 | .333 | 10-14 | .714 | 1 | 5 | 6 | 0.9 | 11 | 7 | 6 | 0 | 3 | 43 | 6.1 |

Player Averages

| Games Played | Minutes/game | Points/game | FG Pct | 3FG Pct | FT Pct | Rebounds/game | Assists/game | Turnovers/game | Assist/Turnover ratio | Steals/game | Blocks/game |
|--------------|--------------|-------------|--------|---------|--------|---------------|--------------|----------------|-----------------------|-------------|-------------|
| 7 | 9.9 | 6.1 | 69.6 | 33.3 | 71.4 | 0.9 | 1.0 | 0.9 | 1.2 | 0.4 | 0.0 |

CAREER STATS

| | | | | Field Goals | | 3-Point | | F-Throws | | Rebounds | | | | Scoring | | | | | | |
|---------|------|-------|---------|-------------|------|----------|------|----------|------|----------|-----|-----|-----|---------|---|----|-----|-----|-----|-----|
| SEASON | TEAM | GP-GS | MIN/AVG | FG-FGA | FG% | 3FG-3FGA | 3FG% | FT-FTA | FT% | OFF | DEF | TOT | AVG | PF-FO | A | TO | BLK | STL | PTS | AVG |
| 2024-25 | UM | 7-0 | 69/9.9 | 16-23 | .696 | 1-3 | .333 | 10-14 | .714 | 1 | 5 | 6 | 0.9 | 11-0 | 7 | 6 | 0 | 3 | 43 | 6.1 |
| TOTAL | | 7-0 | 69/9.9 | 16-23 | .696 | 1-3 | .333 | 10-14 | .714 | 1 | 5 | 6 | 0.9 | 11-0 | 7 | 6 | 0 | 3 | 43 | 6.1 |



2024-25 OVERALL STATS

Game Records

| Record | Overall | Home | Away | Neutral |
|----------------|---------|------|------|---------|
| ALL GAMES | 3-5 | 3-2 | 0-0 | 0-3 |
| CONFERENCE | 0-0 | 0-0 | 0-0 | 0-0 |
| NON-CONFERENCE | 3-5 | 3-2 | 0-0 | 0-3 |

Score by Periods

| Team | 1st | 2nd | OT | TOT |
|------------|-----|-----|----|-----|
| Miami (FL) | 309 | 350 | 0 | 659 |
| Opponents | 277 | 318 | 0 | 595 |

Team Box Score

| No. | Player | | | | Total | | 3-Point | | F-Throw | | Rebounds | | | | | | | | | | | | | |
|-----------|-----------------------|-------|--------|------|---------|------|----------|------|---------|-------|----------|-----|-----|------|-----|----|-----|----|-----|-----|-----|------|--|--|
| | | GP-GS | MIN | AVG | FG-FGA | FG% | 3FG-3FGA | 3FG% | FT-FTA | FT% | OFF | DEF | TOT | AVG | PF | DQ | A | TO | BLK | STL | PTS | AVG | | |
| 24 | PACK, Nijel | 7-7 | 217:43 | 31.1 | 40-80 | .500 | 18-41 | .439 | 15-18 | .833 | 8 | 13 | 21 | 3.0 | 12 | 0 | 34 | 7 | 1 | 3 | 113 | 16.1 | | |
| 5 | BLACKMON, Jalen | 8-7 | 196:06 | 24.5 | 33-68 | .485 | 18-43 | .419 | 9-11 | .818 | 3 | 8 | 11 | 1.4 | 9 | 0 | 14 | 11 | 1 | 6 | 93 | 11.6 | | |
| 1 | KIDD, Lynn | 8-8 | 200:14 | 25.0 | 37-53 | .698 | 0-0 | .000 | 11-11 | 1.000 | 17 | 26 | 43 | 5.4 | 15 | 0 | 11 | 10 | 6 | 4 | 85 | 10.6 | | |
| 2 | JOHNSON, Brandon | 8-8 | 251:38 | 31.5 | 28-56 | .500 | 11-32 | .344 | 18-26 | .692 | 14 | 50 | 64 | 8.0 | 16 | 0 | 14 | 13 | 7 | 7 | 85 | 10.6 | | |
| 0 | CLEVELAND, Matthew | 8-4 | 178:09 | 22.3 | 27-53 | .509 | 5-13 | .385 | 16-22 | .727 | 7 | 34 | 41 | 5.1 | 12 | 0 | 7 | 6 | 3 | 5 | 75 | 9.4 | | |
| 11 | STATON-MCCRAY, A.J. | 8-4 | 142:06 | 17.8 | 18-43 | .419 | 7-22 | .318 | 7-8 | .875 | 8 | 10 | 18 | 2.3 | 20 | 1 | 6 | 6 | 1 | 8 | 50 | 6.3 | | |
| 99 | UGOCHUKWU, Divine | 7-0 | 68:58 | 9.9 | 16-23 | .696 | 1-3 | .333 | 10-14 | .714 | 1 | 5 | 6 | 0.9 | 11 | 0 | 7 | 6 | 0 | 3 | 43 | 6.1 | | |
| 3 | BETHEA, Jalil | 8-1 | 99:37 | 12.5 | 15-40 | .375 | 6-21 | .286 | 8-9 | .889 | 0 | 10 | 10 | 1.3 | 12 | 0 | 6 | 4 | 0 | 6 | 44 | 5.5 | | |
| 23 | SWARTZ, Austin | 8-1 | 102:54 | 12.9 | 10-28 | .357 | 6-22 | .273 | 10-10 | 1.000 | 0 | 6 | 6 | 0.8 | 7 | 0 | 5 | 2 | 3 | 4 | 36 | 4.5 | | |
| 10 | DJOBET, Paul | 8-0 | 112:50 | 14.1 | 8-21 | .381 | 1-6 | .167 | 12-14 | .857 | 8 | 18 | 26 | 3.3 | 10 | 0 | 11 | 4 | 1 | 2 | 29 | 3.6 | | |
| 4 | JOHNSON-ARIGU, Isaiah | 5-0 | 19:37 | 3.9 | 3-7 | .429 | 0-2 | .000 | 0-0 | .000 | 0 | 3 | 3 | 0.6 | 2 | 0 | 0 | 1 | 0 | 2 | 6 | 1.2 | | |
| 35 | BASA-AMA, Yussif | 4-0 | 10:09 | 2.5 | 0-0 | .000 | 0-0 | .000 | 0-0 | .000 | 0 | 2 | 2 | 0.5 | 1 | 0 | 0 | 0 | 0 | 0 | 0 | 0.0 | | |
| Team | | | | | | | | | | | 10 | 10 | 20 | | | | | 6 | | | | | | |
| Total | | 8 | 1600 | | 235-472 | .498 | 73-205 | .356 | 116-143 | .811 | 76 | 195 | 271 | 33.9 | 127 | 1 | 115 | 76 | 23 | 50 | 659 | 82.4 | | |
| Opponents | | 8 | 1600 | | 214-457 | .468 | 66-179 | .369 | 101-144 | .701 | 75 | 170 | 245 | 30.6 | 136 | 2 | 114 | 83 | 19 | 37 | 595 | 74.4 | | |

Team Statistics

| | UM | OPP |
|------------------------|---------|---------|
| Scoring | 659 | 595 |
| Points per game | 82.4 | 74.4 |
| Scoring margin | +8.0 | - |
| Field goals-att | 235-472 | 214-457 |
| Field goal pct | .498 | .468 |
| 3 point fg-att | 73-205 | 66-179 |
| 3-point FG pct | .356 | .369 |
| 3-pt FG made per game | 9.1 | 8.3 |
| Free throws-att | 116-143 | 101-144 |
| Free throw pct | .811 | .701 |
| F-Throws made per game | 14.5 | 12.6 |
| Rebounds | 271 | 245 |
| Rebounds per game | 33.9 | 30.6 |
| Rebounding margin | +3.3 | - |
| Assists | 115 | 114 |
| Assists per game | 14.4 | 14.3 |
| Turnovers | 76 | 83 |
| Turnovers per game | 9.5 | 10.4 |
| Turnover margin | +0.9 | - |
| Assist/turnover ratio | 1.5 | 1.4 |
| Steals | 50 | 37 |
| Steals per game | 6.3 | 4.6 |
| Blocks | 23 | 19 |
| Blocks per game | 2.9 | 2.4 |
| Winning streak | 0 | - |
| Home win streak | 0 | - |
| Attendance | 26245 | 0 |
| Home games-Avg/Game | 5-5249 | 0-0 |
| Neutral site-Avg/Game | - | 3-645 |

Team Results

| Date | Opponent | | Score | Att. |
|------------|-----------------|---|--------|------|
| 11/04/2024 | FDU | W | 113-72 | 5550 |
| 11/10/2024 | Binghamton | W | 88-64 | 5701 |
| 11/17/2024 | Coppin St. | W | 93-63 | 5361 |
| 11/21/2024 | vs Drake | L | 69-80 | 0 |
| 11/22/2024 | vs Oklahoma St. | L | 74-80 | 1936 |
| 11/24/2024 | vs VCU | L | 70-77 | 0 |
| 11/30/2024 | Charleston So. | L | 79-83 | 3244 |
| 12/03/2024 | Arkansas | L | 73-76 | 6389 |



MIAMI GAME-BY-GAME

| | | | | Total | | 3-Pointers | | Free throws | | Rebounds | | | | | | | | | | | |
|-----------------|------------|--------|---|---------|------|------------|------|-------------|------|----------|-----|-----|------|-----|-----|----|-----|-----|-----|-------|--|
| Opponent | Date | Score | | FG-FGA | PCT | 3FG-3FGA | PCT | FT-FTA | PCT | OFF | DEF | TOT | AVG | PF | A | TO | BLK | STL | PTS | AVG | |
| FDU | 11/04/2024 | 113-72 | W | 46-69 | .667 | 7-17 | .412 | 14-18 | .778 | 10 | 27 | 37 | 37.0 | 21 | 16 | 8 | 1 | 11 | 113 | 113.0 | |
| Binghamton | 11/10/2024 | 88-64 | W | 28-58 | .483 | 11-31 | .355 | 21-25 | .840 | 8 | 30 | 38 | 37.5 | 14 | 17 | 7 | 1 | 10 | 88 | 100.5 | |
| Coppin St. | 11/17/2024 | 93-63 | W | 36-64 | .563 | 14-27 | .519 | 7-9 | .778 | 10 | 32 | 42 | 39.0 | 14 | 21 | 9 | 7 | 7 | 93 | 98.0 | |
| vs Drake | 11/21/2024 | 69-80 | L | 18-44 | .409 | 8-21 | .381 | 25-29 | .862 | 5 | 18 | 23 | 35.0 | 25 | 8 | 9 | 1 | 3 | 69 | 90.8 | |
| vs Oklahoma St. | 11/22/2024 | 74-80 | L | 26-58 | .448 | 6-24 | .250 | 16-21 | .762 | 13 | 22 | 35 | 35.0 | 14 | 10 | 13 | 5 | 3 | 74 | 87.4 | |
| vs VCU | 11/24/2024 | 70-77 | L | 24-60 | .400 | 6-23 | .261 | 16-19 | .842 | 14 | 20 | 34 | 34.8 | 14 | 13 | 9 | 0 | 6 | 70 | 84.5 | |
| Charleston So. | 11/30/2024 | 79-83 | L | 28-59 | .475 | 12-33 | .364 | 11-14 | .786 | 8 | 21 | 29 | 34.0 | 13 | 16 | 10 | 4 | 7 | 79 | 83.7 | |
| Arkansas | 12/03/2024 | 73-76 | L | 29-60 | .483 | 9-29 | .310 | 6-8 | .750 | 8 | 25 | 33 | 33.9 | 12 | 14 | 11 | 4 | 3 | 73 | 82.4 | |
| Total | | 659 | | 235-472 | .498 | 73-205 | .356 | 116-143 | .811 | 76 | 195 | 271 | 33.9 | 127 | 115 | 76 | 23 | 50 | 659 | 82.4 | |
| Opponents | | 595 | | 214-457 | .468 | 66-179 | .369 | 101-144 | .701 | 75 | 170 | 245 | 30.6 | 136 | 114 | 83 | 19 | 37 | 595 | 74.4 | |

Miami (FL) Averages

| Games Played | Points/game | FG Pct | 3FG Pct | FT Pct | Rebounds/game | Assists/game | Turnovers/game | Assist/Turnover ratio | Steals/game | Blocks/game |
|--------------|-------------|--------|---------|--------|---------------|--------------|----------------|-----------------------|-------------|-------------|
| 8 | 82.4 | 49.8 | 35.6 | 81.1 | 33.9 | 14.4 | 9.5 | 1.5 | 6.3 | 2.9 |



OPPONENT GAME-BY-GAME

| | | | | Total | | 3-Pointers | | Free throws | | Rebounds | | | | | | | | | | | |
|-----------------|------------|--------|---|---------|------|------------|------|-------------|------|----------|-----|-----|------|-----|-----|----|-----|-----|-----|------|--|
| Opponent | Date | Score | | FG-FGA | PCT | 3FG-3FGA | PCT | FT-FTA | PCT | OFF | DEF | TOT | AVG | PF | A | TO | BLK | STL | PTS | AVG | |
| FDU | 11/04/2024 | 113-72 | W | 25-53 | .472 | 7-23 | .304 | 15-24 | .625 | 6 | 16 | 22 | 22.0 | 19 | 10 | 15 | 1 | 2 | 72 | 72.0 | |
| Binghamton | 11/10/2024 | 88-64 | W | 23-55 | .418 | 8-24 | .333 | 10-15 | .667 | 6 | 23 | 29 | 25.5 | 17 | 20 | 12 | 4 | 3 | 64 | 68.0 | |
| Coppin St. | 11/17/2024 | 93-63 | W | 23-56 | .411 | 5-16 | .313 | 12-21 | .571 | 7 | 19 | 26 | 25.7 | 12 | 11 | 8 | 2 | 6 | 63 | 66.3 | |
| vs Drake | 11/21/2024 | 69-80 | L | 26-56 | .464 | 4-19 | .211 | 24-28 | .857 | 14 | 21 | 35 | 28.0 | 23 | 15 | 6 | 1 | 3 | 80 | 69.8 | |
| vs Oklahoma St. | 11/22/2024 | 74-80 | L | 27-57 | .474 | 10-22 | .455 | 16-21 | .762 | 11 | 20 | 31 | 28.6 | 18 | 11 | 8 | 3 | 6 | 80 | 71.8 | |
| vs VCU | 11/24/2024 | 70-77 | L | 28-55 | .509 | 10-28 | .357 | 11-15 | .733 | 10 | 24 | 34 | 29.5 | 19 | 15 | 11 | 6 | 5 | 77 | 72.7 | |
| Charleston So. | 11/30/2024 | 79-83 | L | 32-63 | .508 | 11-24 | .458 | 8-11 | .727 | 12 | 23 | 35 | 30.3 | 14 | 15 | 12 | 0 | 5 | 83 | 74.1 | |
| Arkansas | 12/03/2024 | 73-76 | L | 30-62 | .484 | 11-23 | .478 | 5-9 | .556 | 9 | 24 | 33 | 30.6 | 14 | 17 | 11 | 2 | 7 | 76 | 74.4 | |
| Total | | 595 | | 214-457 | .468 | 66-179 | .369 | 101-144 | .701 | 75 | 170 | 245 | 30.6 | 136 | 114 | 83 | 19 | 37 | 595 | 74.4 | |
| Miami (FL) | | 659 | | 235-472 | .498 | 73-205 | .356 | 116-143 | .811 | 76 | 195 | 271 | 33.9 | 127 | 115 | 76 | 23 | 50 | 659 | 82.4 | |

Opponents Averages

| Games Played | Points/game | FG Pct | 3FG Pct | FT Pct | Rebounds/game | Assists/game | Turnovers/game | Assist/Turnover ratio | Steals/game | Blocks/game |
|--------------|-------------|--------|---------|--------|---------------|--------------|----------------|-----------------------|-------------|-------------|
| 8 | 74.4 | 46.8 | 36.9 | 70.1 | 30.6 | 14.3 | 10.4 | 1.4 | 4.6 | 2.4 |



INDIVIDUAL GAME HIGHS

Miami (FL) - Individual Game Highs

| | | |
|------------------------------------|--------------|--|
| POINTS | 24 | Lynn Kidd vs FDU (11/04/2024) |
| | 23 | Brandon Johnson vs Charleston So. (11/30/2024) |
| | 22 | Nijel Pack vs Arkansas (12/03/2024) |
| | 21 | Nijel Pack vs FDU (11/04/2024) |
| | 20 | Nijel Pack vs Oklahoma St. (N) (11/22/2024) |
| FIELD GOALS MADE | 10 | Lynn Kidd vs FDU (11/04/2024) |
| | 9 | Nijel Pack vs Arkansas (12/03/2024) |
| | 9 | Nijel Pack vs FDU (11/04/2024) |
| FIELD GOAL ATTEMPTS | 16 | Nijel Pack vs Arkansas (12/03/2024) |
| | 14 | Nijel Pack vs Oklahoma St. (N) (11/22/2024) |
| FIELD GOAL PERCENTAGE (min 5 made) | .909 (10-11) | Lynn Kidd vs FDU (11/04/2024) |
| | .833 (5-6) | Lynn Kidd vs VCU (N) (11/24/2024) |
| | .833 (5-6) | Lynn Kidd vs Oklahoma St. (N) (11/22/2024) |
| 3 PT FG MADE | 6 | Brandon Johnson vs Charleston So. (11/30/2024) |
| | 4 | Jalen Blackmon vs Arkansas (12/03/2024) |
| | 4 | Nijel Pack vs Oklahoma St. (N) (11/22/2024) |
| 3 PT FG ATTEMPTS | 12 | Brandon Johnson vs Charleston So. (11/30/2024) |
| | 10 | Nijel Pack vs Binghamton (11/10/2024) |
| 3 PT FG PERCENTAGE (min 2 made) | 1.000 (3-3) | A.J. Staton-McCray vs Coppin St. (11/17/2024) |
| | .750 (3-4) | Austin Swartz vs Charleston So. (11/30/2024) |
| | .750 (3-4) | Matthew Cleveland vs Coppin St. (11/17/2024) |
| FREE THROWS MADE | 7 | Nijel Pack vs Drake (N) (11/21/2024) |
| | 6 | Brandon Johnson vs Oklahoma St. (N) (11/22/2024) |
| | 6 | Matthew Cleveland vs Drake (N) (11/21/2024) |
| FREE THROW ATTEMPTS | 8 | Brandon Johnson vs Oklahoma St. (N) (11/22/2024) |
| | 8 | Nijel Pack vs Drake (N) (11/21/2024) |
| | 8 | Matthew Cleveland vs Drake (N) (11/21/2024) |
| FREE THROW PERCENTAGE (min 3 made) | 1.000 (5-5) | Jalil Bethea vs Binghamton (11/10/2024) |
| | 1.000 (4-4) | Austin Swartz vs Charleston So. (11/30/2024) |
| | 1.000 (4-4) | Lynn Kidd vs VCU (N) (11/24/2024) |
| | 1.000 (4-4) | Lynn Kidd vs FDU (11/04/2024) |
| REBOUNDS | 12 | Brandon Johnson vs VCU (N) (11/24/2024) |
| | 11 | Matthew Cleveland vs Binghamton (11/10/2024) |
| ASSISTS | 9 | Nijel Pack vs Coppin St. (11/17/2024) |
| | 6 | Nijel Pack vs Arkansas (12/03/2024) |
| | 6 | Nijel Pack vs Binghamton (11/10/2024) |
| STEALS | 2 | A.J. Staton-McCray vs Arkansas (12/03/2024) |
| | 2 | Matthew Cleveland vs Charleston So. (11/30/2024) |
| | 2 | Brandon Johnson vs Charleston So. (11/30/2024) |
| | 2 | Brandon Johnson vs Oklahoma St. (N) (11/22/2024) |
| | 2 | Jalen Blackmon vs Coppin St. (11/17/2024) |
| | 2 | Isaiah Johnson-Arigo vs Coppin St. (11/17/2024) |
| | 2 | A.J. Staton-McCray vs Binghamton (11/10/2024) |
| | 2 | Jalen Blackmon vs Binghamton (11/10/2024) |
| | 2 | Jalil Bethea vs Binghamton (11/10/2024) |
| | 2 | Paul Djobet vs FDU (11/04/2024) |
| BLOCKED SHOTS | 2 | Austin Swartz vs FDU (11/04/2024) |
| | 3 | Brandon Johnson vs Coppin St. (11/17/2024) |
| | 2 | Austin Swartz vs Charleston So. (11/30/2024) |
| | 2 | Lynn Kidd vs Oklahoma St. (N) (11/22/2024) |
| TURNOVERS | 4 | Brandon Johnson vs FDU (11/04/2024) |
| | 3 | Jalen Blackmon vs Arkansas (12/03/2024) |
| | 3 | Brandon Johnson vs Oklahoma St. (N) (11/22/2024) |
| | 3 | Lynn Kidd vs Binghamton (11/10/2024) |
| FOULS | 5 | A.J. Staton-McCray vs Drake (N) (11/21/2024) |
| | 4 | Lynn Kidd vs Oklahoma St. (N) (11/22/2024) |
| | 4 | Paul Djobet vs Drake (N) (11/21/2024) |
| | 4 | A.J. Staton-McCray vs Coppin St. (11/17/2024) |
| | 4 | Divine Ugochukwu vs FDU (11/04/2024) |

Opponent - Individual Game Highs

| | | |
|------------------------------------|-------------|--|
| POINTS | 23 | RJ Johnson vs Charleston So. (11/30/2024) |
| | 22 | Joe Bamisile vs VCU (N) (11/24/2024) |
| | 21 | Thompson Camara vs Charleston So. (11/30/2024) |
| | 21 | Bennett Stirtz vs Drake (N) (11/21/2024) |
| | 21 | Gavin Walsh vs Binghamton (11/10/2024) |
| FIELD GOALS MADE | 10 | Taje' Kelly vs Charleston So. (11/30/2024) |
| | 9 | Joe Bamisile vs VCU (N) (11/24/2024) |
| FIELD GOAL ATTEMPTS | 18 | Taje' Kelly vs Charleston So. (11/30/2024) |
| | 17 | Joe Bamisile vs VCU (N) (11/24/2024) |
| | 17 | Bennett Stirtz vs Drake (N) (11/21/2024) |
| FIELD GOAL PERCENTAGE (min 5 made) | .625 (5-8) | Jo'el Emanuel vs FDU (11/04/2024) |
| | .615 (8-13) | Thompson Camara vs Charleston So. (11/30/2024) |
| 3 PT FG MADE | 5 | Thompson Camara vs Charleston So. (11/30/2024) |
| | 5 | Dylan Jones vs FDU (11/04/2024) |
| 3 PT FG ATTEMPTS | 10 | Thompson Camara vs Charleston So. (11/30/2024) |
| | 10 | Joe Bamisile vs VCU (N) (11/24/2024) |
| | 10 | Dylan Jones vs FDU (11/04/2024) |
| 3 PT FG PERCENTAGE (min 2 made) | .750 (3-4) | Zvonimir Ivisic vs Arkansas (12/03/2024) |
| | .750 (3-4) | Brandon Newman vs Oklahoma St. (N) (11/22/2024) |
| FREE THROWS MADE | 9 | Daniel Abreu vs Drake (N) (11/21/2024) |
| | 8 | Julius Ellerbe III vs Coppin St. (11/17/2024) |
| FREE THROW ATTEMPTS | 13 | Julius Ellerbe III vs Coppin St. (11/17/2024) |
| | 10 | Daniel Abreu vs Drake (N) (11/21/2024) |
| FREE THROW PERCENTAGE (min 3 made) | 1.000 (5-5) | Bennett Stirtz vs Drake (N) (11/21/2024) |
| | 1.000 (4-4) | Daylen Berry vs Charleston So. (11/30/2024) |
| | 1.000 (4-4) | Robert Jennings vs Oklahoma St. (N) (11/22/2024) |
| | 1.000 (4-4) | Mitch Mascari vs Drake (N) (11/21/2024) |
| REBOUNDS | 11 | Taje' Kelly vs Charleston So. (11/30/2024) |
| | 10 | Daniel Abreu vs Drake (N) (11/21/2024) |
| | 10 | Gavin Walsh vs Binghamton (11/10/2024) |
| ASSISTS | 9 | Max Shulga vs VCU (N) (11/24/2024) |
| | 6 | Boogie Fland vs Arkansas (12/03/2024) |
| | 6 | Taje' Kelly vs Charleston So. (11/30/2024) |
| | 6 | Bennett Stirtz vs Drake (N) (11/21/2024) |
| STEALS | 3 | Reis Jones vs Charleston So. (11/30/2024) |
| | 2 | Johnell Davis vs Arkansas (12/03/2024) |
| | 2 | D.J. Wagner vs Arkansas (12/03/2024) |
| | 2 | Joe Bamisile vs VCU (N) (11/24/2024) |
| | 2 | Bryce Thompson vs Oklahoma St. (N) (11/22/2024) |
| BLOCKED SHOTS | 2 | Khali Horton vs Coppin St. (11/17/2024) |
| | 2 | Tymu Chenery vs Binghamton (11/10/2024) |
| | 4 | Luke Bamgboye vs VCU (N) (11/24/2024) |
| | 3 | Evan Ashe vs Binghamton (11/10/2024) |
| TURNOVERS | 6 | Daylen Berry vs Charleston So. (11/30/2024) |
| | 5 | Gavin Walsh vs Binghamton (11/10/2024) |
| FOULS | 5 | Christian Fermin vs VCU (N) (11/24/2024) |
| | 5 | Khalil Brantley vs Oklahoma St. (N) (11/22/2024) |



TEAM GAME HIGHS/LOWS

Miami (FL) - Game Highs

| | | |
|-----------------------|--------------|----------------------------------|
| POINTS | 113 | FDU (11/04/2024) |
| | 93 | Coppin St. (11/17/2024) |
| | 88 | Binghamton (11/10/2024) |
| | 79 | Charleston So. (11/30/2024) |
| | 74 | vs Oklahoma St. (N) (11/22/2024) |
| FIELD GOALS MADE | 46 | FDU (11/04/2024) |
| | 36 | Coppin St. (11/17/2024) |
| FIELD GOAL ATTEMPTS | 69 | FDU (11/04/2024) |
| | 64 | Coppin St. (11/17/2024) |
| FIELD GOAL PERCENTAGE | .667 (46-69) | FDU (11/04/2024) |
| | .563 (36-64) | Coppin St. (11/17/2024) |
| 3 PT FG MADE | 14 | Coppin St. (11/17/2024) |
| | 12 | Charleston So. (11/30/2024) |
| 3 PT FG ATTEMPTS | 33 | Charleston So. (11/30/2024) |
| | 31 | Binghamton (11/10/2024) |
| 3 PT FG PERCENTAGE | .519 (14-27) | Coppin St. (11/17/2024) |
| | .412 (7-17) | FDU (11/04/2024) |
| FREE THROWS MADE | 25 | vs Drake (N) (11/21/2024) |
| | 21 | Binghamton (11/10/2024) |
| FREE THROW ATTEMPTS | 29 | vs Drake (N) (11/21/2024) |
| | 25 | Binghamton (11/10/2024) |
| FREE THROW PERCENTAGE | .862 (25-29) | vs Drake (N) (11/21/2024) |
| | .842 (16-19) | vs VCU (N) (11/24/2024) |
| REBOUNDS | 42 | Coppin St. (11/17/2024) |
| | 38 | Binghamton (11/10/2024) |
| ASSISTS | 21 | Coppin St. (11/17/2024) |
| | 17 | Binghamton (11/10/2024) |
| STEALS | 11 | FDU (11/04/2024) |
| | 10 | Binghamton (11/10/2024) |
| BLOCKED SHOTS | 7 | Coppin St. (11/17/2024) |
| | 5 | vs Oklahoma St. (N) (11/22/2024) |
| TURNOVERS | 13 | vs Oklahoma St. (N) (11/22/2024) |
| | 11 | Arkansas (12/03/2024) |
| FOULS | 25 | vs Drake (N) (11/21/2024) |
| | 21 | FDU (11/04/2024) |

Miami (FL) - Game Lows

| | | |
|-----------------------|--------------|----------------------------------|
| POINTS | 69 | vs Drake (N) (11/21/2024) |
| | 70 | vs VCU (N) (11/24/2024) |
| | 73 | Arkansas (12/03/2024) |
| | 74 | vs Oklahoma St. (N) (11/22/2024) |
| | 79 | Charleston So. (11/30/2024) |
| FIELD GOALS MADE | 18 | vs Drake (N) (11/21/2024) |
| | 24 | vs VCU (N) (11/24/2024) |
| FIELD GOAL ATTEMPTS | 44 | vs Drake (N) (11/21/2024) |
| | 58 | vs Oklahoma St. (N) (11/22/2024) |
| | 58 | Binghamton (11/10/2024) |
| FIELD GOAL PERCENTAGE | .400 (24-60) | vs VCU (N) (11/24/2024) |
| | .409 (18-44) | vs Drake (N) (11/21/2024) |
| 3 PT FG MADE | 6 | vs VCU (N) (11/24/2024) |
| | 6 | vs Oklahoma St. (N) (11/22/2024) |
| 3 PT FG ATTEMPTS | 17 | FDU (11/04/2024) |
| | 21 | vs Drake (N) (11/21/2024) |
| 3 PT FG PERCENTAGE | .250 (6-24) | vs Oklahoma St. (N) (11/22/2024) |
| | .261 (6-23) | vs VCU (N) (11/24/2024) |
| FREE THROWS MADE | 6 | Arkansas (12/03/2024) |
| | 7 | Coppin St. (11/17/2024) |
| FREE THROW ATTEMPTS | 8 | Arkansas (12/03/2024) |
| | 9 | Coppin St. (11/17/2024) |
| FREE THROW PERCENTAGE | .750 (6-8) | Arkansas (12/03/2024) |
| | .762 (16-21) | vs Oklahoma St. (N) (11/22/2024) |
| REBOUNDS | 23 | vs Drake (N) (11/21/2024) |
| | 29 | Charleston So. (11/30/2024) |
| ASSISTS | 8 | vs Drake (N) (11/21/2024) |
| | 10 | vs Oklahoma St. (N) (11/22/2024) |
| STEALS | 3 | Arkansas (12/03/2024) |
| | 3 | vs Oklahoma St. (N) (11/22/2024) |
| | 3 | vs Drake (N) (11/21/2024) |
| BLOCKED SHOTS | 0 | vs VCU (N) (11/24/2024) |
| | 1 | vs Drake (N) (11/21/2024) |
| | 1 | Binghamton (11/10/2024) |
| | 1 | FDU (11/04/2024) |
| TURNOVERS | 7 | Binghamton (11/10/2024) |
| | 8 | FDU (11/04/2024) |
| FOULS | 12 | Arkansas (12/03/2024) |
| | 14 | Charleston So. (11/30/2024) |
| | 14 | vs VCU (N) (11/24/2024) |
| | 14 | vs Oklahoma St. (N) (11/22/2024) |
| | 14 | Coppin St. (11/17/2024) |
| | 14 | Binghamton (11/10/2024) |

Opponent - Game Highs

| | | |
|-----------------------|--------------|----------------------------------|
| POINTS | 83 | Charleston So. (11/30/2024) |
| | 80 | vs Oklahoma St. (N) (11/22/2024) |
| | 80 | vs Drake (N) (11/21/2024) |
| | 77 | vs VCU (N) (11/24/2024) |
| | 76 | Arkansas (12/03/2024) |
| FIELD GOALS MADE | 32 | Charleston So. (11/30/2024) |
| | 30 | Arkansas (12/03/2024) |
| FIELD GOAL ATTEMPTS | 63 | Charleston So. (11/30/2024) |
| | 62 | Arkansas (12/03/2024) |
| FIELD GOAL PERCENTAGE | .509 (28-55) | vs VCU (N) (11/24/2024) |
| | .508 (32-63) | Charleston So. (11/30/2024) |
| 3 PT FG MADE | 11 | Arkansas (12/03/2024) |
| | 11 | Charleston So. (11/30/2024) |
| 3 PT FG ATTEMPTS | 28 | vs VCU (N) (11/24/2024) |
| | 24 | Charleston So. (11/30/2024) |
| | 24 | Binghamton (11/10/2024) |
| 3 PT FG PERCENTAGE | .478 (11-23) | Arkansas (12/03/2024) |
| | .458 (11-24) | Charleston So. (11/30/2024) |
| FREE THROWS MADE | 24 | vs Drake (N) (11/21/2024) |
| | 16 | vs Oklahoma St. (N) (11/22/2024) |
| FREE THROW ATTEMPTS | 28 | vs Drake (N) (11/21/2024) |
| | 24 | FDU (11/04/2024) |
| FREE THROW PERCENTAGE | .857 (24-28) | vs Drake (N) (11/21/2024) |
| | .762 (16-21) | vs Oklahoma St. (N) (11/22/2024) |
| REBOUNDS | 35 | Charleston So. (11/30/2024) |
| | 35 | vs Drake (N) (11/21/2024) |
| ASSISTS | 20 | Binghamton (11/10/2024) |
| | 17 | Arkansas (12/03/2024) |
| STEALS | 7 | Arkansas (12/03/2024) |
| | 6 | vs Oklahoma St. (N) (11/22/2024) |
| | 6 | Coppin St. (11/17/2024) |
| BLOCKED SHOTS | 6 | vs VCU (N) (11/24/2024) |
| | 4 | Binghamton (11/10/2024) |
| TURNOVERS | 15 | FDU (11/04/2024) |
| | 12 | Charleston So. (11/30/2024) |
| | 12 | Binghamton (11/10/2024) |
| FOULS | 23 | vs Drake (N) (11/21/2024) |
| | 19 | vs VCU (N) (11/24/2024) |
| | 19 | FDU (11/04/2024) |

Opponent - Game Lows

| | | |
|-----------------------|--------------|----------------------------------|
| POINTS | 63 | Coppin St. (11/17/2024) |
| | 64 | Binghamton (11/10/2024) |
| | 72 | FDU (11/04/2024) |
| | 76 | Arkansas (12/03/2024) |
| | 77 | vs VCU (N) (11/24/2024) |
| FIELD GOALS MADE | 23 | Coppin St. (11/17/2024) |
| | 23 | Binghamton (11/10/2024) |
| FIELD GOAL ATTEMPTS | 53 | FDU (11/04/2024) |
| | 55 | vs VCU (N) (11/24/2024) |
| | 55 | Binghamton (11/10/2024) |
| FIELD GOAL PERCENTAGE | .411 (23-56) | Coppin St. (11/17/2024) |
| | .418 (23-55) | Binghamton (11/10/2024) |
| 3 PT FG MADE | 4 | vs Drake (N) (11/21/2024) |
| | 5 | Coppin St. (11/17/2024) |
| 3 PT FG ATTEMPTS | 16 | Coppin St. (11/17/2024) |
| | 19 | vs Drake (N) (11/21/2024) |
| 3 PT FG PERCENTAGE | .211 (4-19) | vs Drake (N) (11/21/2024) |
| | .304 (7-23) | FDU (11/04/2024) |
| FREE THROWS MADE | 5 | Arkansas (12/03/2024) |
| | 8 | Charleston So. (11/30/2024) |
| FREE THROW ATTEMPTS | 9 | Arkansas (12/03/2024) |
| | 11 | Charleston So. (11/30/2024) |
| FREE THROW PERCENTAGE | .556 (5-9) | Arkansas (12/03/2024) |
| | .571 (12-21) | Coppin St. (11/17/2024) |
| REBOUNDS | 22 | FDU (11/04/2024) |
| | 26 | Coppin St. (11/17/2024) |
| ASSISTS | 10 | FDU (11/04/2024) |
| | 11 | vs Oklahoma St. (N) (11/22/2024) |
| | 11 | Coppin St. (11/17/2024) |
| STEALS | 2 | FDU (11/04/2024) |
| | 3 | vs Drake (N) (11/21/2024) |
| | 3 | Binghamton (11/10/2024) |
| BLOCKED SHOTS | 0 | Charleston So. (11/30/2024) |
| | 1 | vs Drake (N) (11/21/2024) |
| | 1 | FDU (11/04/2024) |
| TURNOVERS | 6 | vs Drake (N) (11/21/2024) |
| | 8 | vs Oklahoma St. (N) (11/22/2024) |
| | 8 | Coppin St. (11/17/2024) |
| FOULS | 12 | Coppin St. (11/17/2024) |
| | 14 | Arkansas (12/03/2024) |
| | 14 | Charleston So. (11/30/2024) |



POINTS-REBOUNDS-ASSISTS

| Opponent | Date | Score | | 0 | 1 | 2 | 3 | 4 | 5 | 10 | 11 | 23 | 24 | 35 |
|-----------------|------------|--------|---|--------------|------------|-------------|-------------|------------|-------------|-------------|------------|-------------|-------------|-------------|
| | | | | CLEVELAND, K | KIDD, LYNN | JOHNSON, BR | BETHEA, JAL | JOHNSON-AR | BLACKMON, J | DJOBET, PAU | STATON-MCC | SWARTZ, AUS | PACK, NIJEL | BASA-AMA, Y |
| FDU | 11/04/2024 | 113-72 | W | 9-0-1 | 24-9-0 | 7-9-1 | 9-2-0 | 0-1-0 | 15-1-1 | 4-5-3 | 7-5-2 | 2-0-1 | 21-2-5 | 0-1-0 |
| Binghamton | 11/10/2024 | 88-64 | W | 9-11-2 | 6-4-0 | 10-7-1 | 13-1-3 | 0-1-0 | 17-1-1 | 4-4-2 | 2-1-1 | 3-0-0 | 17-3-6 | 0-0-0 |
| Coppin St. | 11/17/2024 | 93-63 | W | 15-7-1 | 12-5-1 | 14-8-1 | 7-2-0 | 4-0-0 | 10-2-3 | 2-4-0 | 11-3-0 | 0-0-3 | 6-4-9 | 0-1-0 |
| vs Drake | 11/21/2024 | 69-80 | L | 12-4-0 | 2-3-0 | 7-7-0 | 2-1-0 | DNP | 12-1-2 | 5-3-1 | 7-1-0 | 3-1-0 | 17-2-5 | DNP |
| vs Oklahoma St. | 11/22/2024 | 74-80 | L | 11-6-1 | 10-3-1 | 12-10-2 | 0-0-0 | 0-1-0 | 7-1-4 | 10-5-1 | 2-1-0 | 0-0-0 | 20-4-1 | 0-0-0 |
| vs VCU | 11/24/2024 | 70-77 | L | 2-1-0 | 14-10-3 | 7-12-3 | 7-1-2 | 2-0-0 | 11-2-1 | 0-0-0 | 6-2-1 | 6-1-0 | 10-0-2 | DNP |
| Charleston So. | 11/30/2024 | 79-83 | L | 2-2-2 | 9-7-4 | 23-8-2 | 6-1-0 | DNP | 9-0-2 | 2-4-4 | 13-4-1 | 15-1-1 | DNP | DNP |
| Arkansas | 12/03/2024 | 73-76 | L | 15-10-0 | 8-2-2 | 5-3-4 | 0-2-1 | DNP | 12-3-0 | 2-1-0 | 2-1-1 | 7-3-0 | 22-6-6 | DNP |

| Opponent | Date | Score | | 99 |
|-----------------|------------|--------|---|--------|
| FDU | 11/04/2024 | 113-72 | W | 15-1-2 |
| Binghamton | 11/10/2024 | 88-64 | W | 7-0-1 |
| Coppin St. | 11/17/2024 | 93-63 | W | 12-4-3 |
| vs Drake | 11/21/2024 | 69-80 | L | 2-0-0 |
| vs Oklahoma St. | 11/22/2024 | 74-80 | L | 2-1-0 |
| vs VCU | 11/24/2024 | 70-77 | L | 5-0-1 |
| Charleston So. | 11/30/2024 | 79-83 | L | 0-0-0 |
| Arkansas | 12/03/2024 | 73-76 | L | DNP |

BOX SCORES



Official Basketball Box Score - Final
FDU at Miami (FL)
11/04/24 Watson Center, Coral Gables, Fla.
2024-25 Men's Basketball

Game Time: 7:00 PM
Game Duration: 2:01
Attendance: 5,550

Officials: Mark Schnur, Justin Portfield, Clare Aubry

FDU - 72

Record: 0-1

| NO. | Name | Min | FG | 3P | FT | Rebounds | Fouls | TP | AS | TO | ST | Blocks | BS | BA | + | - |
|--------|------------------|---------|-------|------|-------|-----------|-------|----|----|----|----|--------|----|----|-----|---|
| | | | M-A | M-A | M-A | OR DR TOT | PF FO | | | | | | | | | |
| 7 | Bismark Nsiah | F 18:23 | 2-5 | 0-1 | 2-2 | 0 1 1 | 1 1 | 6 | 0 | 3 | 0 | 0 | 0 | 0 | -29 | |
| 13 | Jo'el Emanuel | F 29:58 | 5-8 | 0-2 | 3-7 | 2 3 5 | 2 6 | 13 | 2 | 1 | 1 | 0 | 1 | 0 | -27 | |
| 2 | Terrence Brown | G 30:19 | 8-14 | 0-1 | 2-3 | 1 3 4 | 4 6 | 18 | 2 | 4 | 0 | 1 | 0 | 0 | -32 | |
| 8 | Ahmed Barba-Bey | G 23:12 | 1-3 | 1-3 | 1-2 | 0 1 1 | 1 1 | 4 | 2 | 1 | 0 | 0 | 0 | 0 | -23 | |
| 20 | Dylan Jones | G 28:42 | 5-10 | 0-0 | 0-0 | 0 0 0 | 2 0 | 15 | 0 | 1 | 0 | 0 | 0 | 0 | -36 | |
| 21 | Cameron Tweedy | 14:04 | 1-2 | 0-0 | 0-0 | 0 1 1 | 2 0 | 2 | 2 | 1 | 0 | 0 | 0 | 0 | -14 | |
| 24 | Brayden Reynolds | 23:44 | 2-4 | 0-1 | 2-2 | 1 1 2 | 1 3 | 6 | 2 | 1 | 1 | 0 | 0 | 0 | -24 | |
| 1 | Jameel Morris | 07:12 | 0-2 | 0-2 | 1-2 | 0 2 2 | 4 1 | 1 | 0 | 1 | 0 | 0 | 0 | 0 | -5 | |
| 35 | Jacob Warren | 12:30 | 1-2 | 1-1 | 0-0 | 1 0 1 | 1 0 | 3 | 0 | 1 | 0 | 0 | 0 | 0 | -11 | |
| 5 | Chidube Ekwomadu | 04:14 | 0-1 | 0-1 | 2-4 | 0 0 0 | 1 2 | 2 | 0 | 0 | 0 | 0 | 0 | 0 | -2 | |
| 15 | Josiah Francis | 03:20 | 0-1 | 0-0 | 2-2 | 0 0 0 | 0 1 | 2 | 0 | 0 | 0 | 0 | 0 | 0 | -1 | |
| 14 | Davin Francis | 02:50 | 0-1 | 0-1 | 0-0 | 0 0 0 | 0 0 | 0 | 0 | 0 | 0 | 0 | 0 | 0 | 2 | |
| 0 | Brashon Hall | 00:46 | 0-0 | 0-0 | 0-0 | 0 0 0 | 0 0 | 0 | 0 | 0 | 0 | 0 | 0 | 0 | -1 | |
| 30 | Andrew Canda | 00:46 | 0-0 | 0-0 | 0-0 | 0 0 0 | 0 0 | 0 | 0 | 0 | 0 | 0 | 0 | 0 | -2 | |
| Team | | | | | | 1 4 5 | | 0 | | 1 | | | | | | |
| Totals | | | 25-53 | 7-23 | 15-24 | 6 16 22 | 19 21 | 72 | 10 | 15 | 2 | 1 | 1 | 1 | -41 | |

Technical Fouls: NONE

Miami (FL) - 113

Record: 1-0

| NO. | Name | Min | FG | 3P | FT | Rebounds | Fouls | TP | AS | TO | ST | Blocks | BS | BA | + | - |
|--------|----------------------|---------|-------|------|-------|-----------|-------|-----|----|----|----|--------|----|----|----|---|
| | | | M-A | M-A | M-A | OR DR TOT | PF FO | | | | | | | | | |
| 2 | Brandon Johnson | F 19:33 | 2-2 | 0-0 | 3-5 | 1 8 9 | 3 4 | 7 | 1 | 4 | 1 | 1 | 0 | 0 | 27 | |
| 1 | Lynn Kidd | C 25:28 | 10-11 | 0-0 | 4-4 | 3 6 9 | 1 2 | 24 | 0 | 1 | 1 | 0 | 0 | 0 | 24 | |
| 5 | Jalen Blackmon | G 21:00 | 3-5 | 0-0 | 0-0 | 0 1 1 | 1 2 | 15 | 1 | 0 | 1 | 0 | 0 | 0 | 21 | |
| 11 | A.J. Staton-McCray | G 24:44 | 3-6 | 1-2 | 0-0 | 2 3 5 | 2 1 | 7 | 2 | 0 | 1 | 0 | 0 | 0 | 28 | |
| 24 | Nijl Pack | G 27:22 | 9-11 | 2-3 | 1-1 | 0 2 2 | 1 3 | 21 | 5 | 0 | 0 | 0 | 0 | 0 | 32 | |
| 0 | Matthew Cleveland | 20:24 | 4-5 | 0-1 | 1-1 | 0 0 0 | 2 1 9 | 1 | 1 | 1 | 0 | 0 | 0 | 0 | 22 | |
| 10 | Paul Djibot | 15:47 | 2-4 | 0-0 | 0-0 | 3 2 5 | 2 0 | 4 | 3 | 0 | 2 | 0 | 0 | 0 | 16 | |
| 3 | Jalil Bethea | 12:38 | 4-9 | 1-3 | 0-0 | 0 2 2 | 2 0 | 9 | 0 | 0 | 1 | 0 | 0 | 0 | 9 | |
| 99 | Divine Ugochukwu | 14:28 | 6-9 | 0-1 | 3-5 | 0 1 1 | 4 5 | 15 | 2 | 0 | 1 | 0 | 0 | 0 | 13 | |
| 23 | Austin Swartz | 11:58 | 0-2 | 0-2 | 2-2 | 0 0 0 | 1 1 | 2 | 1 | 1 | 2 | 0 | 0 | 0 | 1 | |
| 4 | Isaiah Johnson-Arigo | 03:20 | 0-0 | 0-0 | 0-0 | 0 1 1 | 1 0 | 0 | 0 | 0 | 0 | 0 | 0 | 0 | 1 | |
| 35 | Yussif Basa-Ama | 03:20 | 0-0 | 0-0 | 0-0 | 0 1 1 | 1 0 | 0 | 0 | 0 | 0 | 0 | 0 | 0 | 1 | |
| Team | | | | | | 1 0 1 | | 0 | | 1 | | | | | | |
| Totals | | | 46-69 | 7-17 | 14-18 | 10 27 37 | 21 19 | 113 | 16 | 8 | 11 | 1 | 1 | 1 | 41 | |

Technical Fouls: NONE

| | FDU | MIA | | | | | | | |
|------------------|---------------------------|----------------------------|-----------------------|-----|-----|--------------------------|-----|-----|-----|
| Biggest lead | 3 (1 st 19:01) | 43 (2 nd 3:12) | Points from Turnovers | FDU | MIA | Period by Period Scoring | | | |
| Best Scoring Run | 5 (1 st 2:55) | 12 (1 st 15:57) | Paint | 9 | 27 | | 1st | 2nd | TOT |
| Lead Changes | 1 | 1 | Second Chance | 34 | 66 | FDU | 35 | 37 | 72 |
| Times Tied | 0 | 0 | Fast Breaks | 4 | 14 | | | | |
| Time with Lead | 01:20 | 37:41 | Bench | 3 | 13 | MIA | 56 | 57 | 113 |
| | | | | 16 | 39 | | | | |



Official Basketball Box Score - Final
Coppin St. at Miami (FL)
11/17/24 Watson Center, Coral Gables, Fla.
2024-25 Men's Basketball

Game Time: 2:00 PM
Game Duration: 1:46
Attendance: 5,361

Officials: Ted Valentine, Brent Hampton, Kellen Milner

Coppin St. - 63

Record: 0-6

| NO. | Name | Min | FG | 3P | FT | Rebounds | Fouls | TP | AS | TO | ST | Blocks | BS | BA |
|-----------------------|--------------------|---------|-------|------|-------|-----------|-------|----|----|----|----|--------|----|-----|
| | | | M-A | M-A | M-A | OR DR TOT | PF FO | | | | | | | |
| 4 | Khal Horton | F 23:08 | 4-10 | 2-6 | 1-1 | 2 1 3 | 2 2 | 11 | 0 | 0 | 2 | 1 | 1 | -19 |
| 1 | Jonathan Dunn | F 24:43 | 4-12 | 0-0 | 0-0 | 4 4 8 | 0 0 | 8 | 1 | 0 | 0 | 0 | 0 | -14 |
| 2 | Toby Madsen | C 31:02 | 4-11 | 3-5 | 0-0 | 0 3 3 | 2 0 | 11 | 2 | 3 | 1 | 0 | 1 | -27 |
| 3 | Cam/Ron Brown | G 27:44 | 3-4 | 0-0 | 0-1 | 1 1 2 | 2 2 | 6 | 4 | 2 | 0 | 0 | 0 | -16 |
| 6 | Julius Ellerbe III | G 38:09 | 3-8 | 0-2 | 8-13 | 0 3 3 | 1 7 | 14 | 2 | 2 | 1 | 1 | 2 | -33 |
| 12 | Peter Odoro | 23:09 | 4-4 | 0-0 | 1-2 | 0 1 1 | 1 1 | 9 | 0 | 1 | 1 | 0 | 0 | -17 |
| 0 | Zahree Harrison | 19:35 | 0-4 | 0-1 | 0-2 | 0 2 2 | 1 1 | 0 | 2 | 0 | 1 | 0 | 0 | -15 |
| 10 | Camaren Sparrow | 12:15 | 1-3 | 0-2 | 0-0 | 0 0 0 | 0 3 | 2 | 0 | 0 | 0 | 0 | 0 | -6 |
| 20 | Darius Leonard | 02:15 | 0-0 | 0-0 | 2-2 | 0 1 1 | 0 1 | 2 | 0 | 0 | 0 | 0 | 0 | -3 |
| Team | | | | | | 0 3 3 | | 0 | | 0 | | | | |
| Totals | | | 23-56 | 5-16 | 12-21 | 7 19 26 | 12 14 | 63 | 11 | 8 | 6 | 2 | 7 | -30 |
| Technical Fouls: NONE | | | | | | | | | | | | | | |

Technical Fouls: NONE

Miami (FL) - 93

Record: 3-0

| NO. | Name | Min | FG | 3P | FT | Rebounds | Fouls | TP | AS | TO | ST | Blocks | BS | BA | + | - |
|--------|----------------------|---------|-------|-------|-----|-----------|-------|----|----|----|----|--------|----|----|----|---|
| | | | M-A | M-A | M-A | OR DR TOT | PF FO | | | | | | | | | |
| 2 | Brandon Johnson | F 26:03 | 6-8 | 2-3 | 0-0 | 0 8 8 | 1 1 | 14 | 1 | 0 | 0 | 3 | 0 | 0 | 30 | |
| 1 | Lynn Kidd | C 22:12 | 5-8 | 0-0 | 2-2 | 3 2 5 | 1 2 | 12 | 1 | 0 | 0 | 2 | 1 | 1 | 14 | |
| 0 | Matthew Cleveland | G 25:03 | 6-10 | 3-4 | 0-0 | 0 7 7 | 2 1 | 15 | 1 | 1 | 0 | 0 | 0 | 0 | 25 | |
| 5 | Jalen Blackmon | G 21:35 | 4-7 | 2-4 | 0-0 | 0 2 2 | 2 2 | 10 | 3 | 2 | 2 | 0 | 0 | 0 | 23 | |
| 24 | Nijl Pack | G 25:03 | 2-6 | 2-4 | 0-0 | 2 2 4 | 1 1 | 6 | 9 | 1 | 1 | 1 | 0 | 0 | 25 | |
| 10 | Paul Djibot | 12:55 | 1-5 | 0-2 | 0-0 | 1 3 4 | 0 2 | 2 | 0 | 1 | 0 | 0 | 0 | 0 | 5 | |
| 11 | A.J. Staton-McCray | 16:42 | 4-5 | 3-3 | 0-0 | 2 1 3 | 4 0 | 11 | 0 | 0 | 0 | 0 | 0 | 0 | 13 | |
| 3 | Jalil Bethea | 14:57 | 2-5 | 2-4 | 1-2 | 0 2 2 | 1 2 | 7 | 0 | 2 | 1 | 0 | 0 | 0 | 5 | |
| 99 | Divine Ugochukwu | 14:57 | 4-4 | 0-0 | 4-5 | 0 4 4 | 1 3 | 12 | 3 | 1 | 0 | 0 | 0 | 0 | 5 | |
| 23 | Austin Swartz | 12:26 | 0-2 | 0-2 | 0-0 | 0 0 0 | 0 0 | 0 | 3 | 0 | 1 | 0 | 0 | 0 | 4 | |
| 4 | Isaiah Johnson-Arigo | 04:39 | 2-4 | 0-1 | 0-0 | 0 0 0 | 1 0 | 4 | 0 | 0 | 2 | 0 | 1 | 2 | | |
| 35 | Yussif Basa-Ama | 03:30 | 0-0 | 0-0 | 0-0 | 0 1 1 | 0 0 | 0 | 0 | 0 | 0 | 0 | 0 | 0 | 4 | |
| Team | | | | | | 2 0 2 | | 0 | | 1 | | | | | | |
| Totals | | | 36-64 | 14-27 | 7-9 | 10 32 42 | 14 12 | 93 | 21 | 9 | 7 | 7 | 2 | 30 | | |

Technical Fouls: NONE

| | CSU | | MIA | | | |
|--------------------------|---------------------------|--|----------------------------|--|-----|--|
| Biggest lead | 0 (1 st 20:00) | | 30 (2 nd 13:16) | | | |
| Best Scoring Run | 6 (2 nd 11:33) | | 9 (1 st 1:16) | | | |
| Lead Changes | 0 | | 0 | | | |
| Times Tied | 0 | | 0 | | | |
| Time with Lead | 00:00 | | 38:08 | | | |
| Points from Turnovers | 15 | | 11 | | | |
| Paint | 28 | | 38 | | | |
| Second Chance | 8 | | 8 | | | |
| Fast Breaks | 9 | | 11 | | | |
| Bench | 13 | | 36 | | | |
| Period by Period Scoring | | | | | | |
| | 1st | | 2nd | | TOT | |
| CSU | 19 | | 44 | | 63 | |
| MIA | 43 | | 50 | | 93 | |



Official Basketball Box Score - Final
Binghamton at Miami (FL)
11/10/24 Watson Center, Coral Gables, Fla.
2024-25 Men's Basketball

Game Time: 2:00 PM
Game Duration: 1:55
Attendance: 5,701

Officials: Doug Shows, Jemel Spearman, Ryan Sassano

Binghamton - 64

Record: 1-2

| NO. | Name | Min | FG | 3P | FT | Rebounds | Fouls | TP | AS | TO | ST | Blocks | BS | BA | + | - |
|--------|-------------------|---------|-------|------|-------|-----------|-------|----|----|----|----|--------|----|----|-----|---|
| | | | M-A | M-A | M-A | OR DR TOT | PF FO | | | | | | | | | |
| 0 | Tymu Chenery | F 27:24 | 3-8 | 1-2 | 1-2 | 1 3 4 | 3 1 | 8 | 3 | 2 | 2 | 0 | 0 | 0 | -19 | |
| 21 | Ben Callahan-Gold | F 24:29 | 3-7 | 1-5 | 0-0 | 0 4 4 | 2 0 | 7 | 2 | 1 | 0 | 0 | 0 | 0 | -6 | |
| 22 | Gavin Walsh | F 31:29 | 7-13 | 4-7 | 3-5 | 2 8 10 | 2 5 | 21 | 1 | 5 | 0 | 0 | 0 | 0 | -4 | |
| 1 | Jayden Lemond | G 25:56 | 0-1 | 0-0 | 1-2 | 0 0 0 | 3 2 | 1 | 4 | 1 | 0 | 0 | 0 | 0 | -15 | |
| 3 | Evan Ashe | G 33:39 | 2-10 | 1-7 | 3-4 | 0 4 4 | 3 4 | 8 | 5 | 1 | 1 | 3 | 0 | 0 | -13 | |
| 5 | Nehemiah Benson | 20:59 | 6-10 | 0-0 | 0-0 | 1 1 2 | 2 1 | 12 | 0 | 0 | 0 | 0 | 0 | 0 | -28 | |
| 10 | Chris Walker | 24:43 | 1-5 | 0-2 | 2-2 | 0 2 2 | 1 1 | 4 | 5 | 1 | 0 | 1 | 1 | 1 | -19 | |
| 23 | Wes Peterson | 07:38 | 0-0 | 0-0 | 0-0 | 0 1 1 | 1 0 | 0 | 0 | 0 | 0 | 0 | 0 | 0 | -17 | |
| 35 | Max Sims | 03:43 | 1-1 | 1-1 | 0-0 | 0 0 0 | 0 0 | 3 | 0 | 1 | 0 | 0 | 0 | 0 | 1 | |
| Team | | | | | | 2 0 2 | | 0 | | 0 | | | | | | |
| Totals | | | 23-55 | 8-24 | 10-15 | 6 23 29 | 17 14 | 64 | 20 | 12 | 3 | 4 | 1 | 24 | | |

Technical Fouls: NONE

Miami (FL) - 88

Record: 2-0

| NO. | Name | Min | FG M-A | 3P M-A | FT M-A | Rebounds OR DR TOT | Fouls PF FO | TP | AS | TO | ST | Blocks BS BA | +/- |
|--------|----------------------|---------|-----------|-----------|-----------|-----------------------|----------------|----|----|----|----|-----------------|-----|
| 2 | Brandon Johnson | F 30:40 | 3-7 | 2-5 | 2-2 | 1 6 7 | 2 1 | 10 | 1 | 0 | 1 | 0 | 20 |
| 1 | Lynn Kidd | C 25:28 | 3-4 | 0-0 | 0-0 | 3 1 4 | 1 1 | 6 | 0 | 3 | 1 | 0 | 14 |
| 5 | Jalen Blackmon | G 22:09 | 5-9 | 3-5 | 4-5 | 0 1 1 | 1 3 | 17 | 1 | 0 | 2 | 0 | 11 |
| 11 | A.J. Staton-McCray | G 18:00 | 0-4 | 0-3 | 2-2 | 0 1 1 | 3 1 | 2 | 1 | 0 | 2 | 0 | 9 |
| 24 | Nijl Pack | G 30:12 | 6-13 | 3-10 | 2-2 | 0 3 3 | 1 2 | 17 | 6 | 1 | 0 | 0 | 24 |
| 0 | Matthew Cleveland | 20:27 | 3-7 | 0-1 | 3-6 | 2 9 11 | 0 4 | 9 | 2 | 0 | 1 | 0 | 22 |
| 10 | Paul Diboeta | 12:19 | 1-1 | 0-0 | 2-2 | 0 4 4 | 2 2 | 4 | 2 | 1 | 0 | 0 | 23 |
| 3 | Jalli Bethae | 15:41 | 3-8 | 2-5 | 5-5 | 0 1 1 | 1 2 | 13 | 3 | 0 | 2 | 0 | 8 |
| 99 | Divine Ugochukwu | 09:48 | 3-3 | 0-0 | 1-1 | 0 0 0 | 3 1 7 | 1 | 2 | 1 | 0 | 0 | 0 |
| 23 | Austin Swartz | 09:07 | 1-2 | 1-2 | 0-0 | 0 0 0 | 0 0 0 | 3 | 0 | 0 | 0 | 1 | -1 |
| 4 | Isaiah Johnson-Arugu | 03:43 | 0-0 | 0-0 | 0-0 | 0 1 1 | 0 0 0 | 0 | 0 | 0 | 0 | 0 | -2 |
| 35 | Yussif Basa-Ama | 02:26 | 0-0 | 0-0 | 0-0 | 0 0 0 | 0 0 0 | 0 | 0 | 0 | 0 | 0 | 2 |
| Team | | | | | | 2 3 5 | | 0 | 0 | 7 | | | |
| Totals | | | 28-58 | 11-31 | 21-25 | 8 30 38 | 14 17 | 88 | 17 | 7 | 10 | 1 4 | 24 |

BOX SCORES



Official Basketball Box Score - Final
Miami (FL) at Oklahoma St.
11/20/24 TD Arena, Charleston, SC
Charleston Classic Game 6

Game Time: 2:00 PM
Game Duration: 2:06
Attendance: 1,936

Officials: Ron Groover, Pat Adams, Tim Clougherty

Miami (FL) - 74

Record: 3-2

| NO. Name | Min | FG | 3P | FT | Rebounds | Fouls | TP | AS | TO | ST | Blocks | +/- |
|------------------------|---------|-------|------|-----------|----------|----------|----|----|----|----|--------|-----|
| M-A | M-A | M-A | M-A | OR DR TOT | PF FD | | | | | | BS BA | |
| 2 Brandon Johnson | F 35:02 | 3-8 | 0-4 | 6-8 | 1 9 10 | 2 5 12 | 2 | 3 | 2 | 0 | 0 | -9 |
| 1 Lynn Kidd | C 20:59 | 5-6 | 0-0 | 0-0 | 2 1 3 | 4 1 10 | 1 | 1 | 0 | 2 | 0 | 7 |
| 0 Matthew Cleveland | G 28:30 | 4-11 | 0-2 | 3-4 | 2 4 6 | 2 3 11 | 1 | 2 | 0 | 2 | 1 | 2 |
| 5 Jalen Blackmon | G 29:31 | 2-8 | 1-6 | 2-2 | 1 0 1 | 0 1 7 | 4 | 1 | 0 | 1 | 0 | -2 |
| 24 Nijel Pack | G 35:37 | 7-14 | 4-7 | 2-3 | 2 4 3 | 5 20 1 | 1 | 0 | 0 | 1 | 0 | -7 |
| 10 Paul Djobet | G 17:52 | 3-3 | 1-1 | 3-4 | 3 2 5 | 0 2 10 | 1 | 2 | 0 | 0 | 0 | -4 |
| 11 A.J. Stator-McCray | 12:42 | 1-4 | 0-2 | 0-0 | 1 0 1 | 3 0 2 | 0 | 0 | 0 | 1 | 0 | -10 |
| 3 Jali Betha | 06:15 | 0-2 | 0-2 | 0-0 | 0 0 0 | 0 0 0 | 0 | 0 | 1 | 0 | 0 | 0 |
| 35 Yussif Basa-Ama | 00:53 | 0-0 | 0-0 | 0-0 | 0 0 0 | 0 0 0 | 0 | 0 | 0 | 0 | 0 | -2 |
| 99 Divine Ugochukwu | 07:39 | 1-1 | 0-0 | 0-0 | 1 0 1 | 0 1 2 | 0 | 1 | 0 | 0 | 0 | -1 |
| 23 Austin Swartz | 02:12 | 0-0 | 0-0 | 0-0 | 0 0 0 | 0 0 0 | 0 | 0 | 0 | 0 | 0 | -6 |
| 4 Isalah Johnson-Arigo | 02:48 | 0-1 | 0-0 | 0-0 | 0 1 1 | 0 0 0 | 0 | 0 | 0 | 0 | 0 | 2 |
| Team | | | | | 0 3 3 | | 0 | 1 | | | | |
| Totals | | 25-58 | 6-24 | 16-21 | 13 22 35 | 14 18 74 | 10 | 13 | 3 | 5 | 3 | -6 |

Technical Fouls: NONE

Oklahoma St. - 80

Record: 4-1

| NO. Name | Min | FG | 3P | FT | Rebounds | Fouls | TP | AS | TO | ST | Blocks | +/- |
|--------------------|---------|-------|-------|-----------|----------|----------|----|----|----|----|--------|-----|
| M-A | M-A | M-A | M-A | OR DR TOT | PF FD | | | | | | BS BA | |
| 25 Robert Jennings | F 25:33 | 1-2 | 0-0 | 4-4 | 1 1 2 | 2 3 6 | 0 | 0 | 0 | 2 | 1 | 8 |
| 33 Abou Ousmane | F 20:40 | 3-5 | 1-1 | 1-2 | 3 2 5 | 2 2 8 | 2 | 0 | 1 | 0 | 0 | 1 |
| 1 Bryce Thompson | G 27:04 | 6-14 | 2-5 | 3-4 | 0 3 3 | 2 3 17 | 2 | 0 | 2 | 0 | 0 | -2 |
| 4 Davonte Davis | G 22:38 | 1-2 | 1-2 | 0-0 | 0 1 1 | 1 0 3 | 3 | 1 | 0 | 0 | 0 | 9 |
| 5 Khalil Brantley | G 19:18 | 3-6 | 0-1 | 2-2 | 0 2 2 | 5 1 8 | 2 | 0 | 1 | 0 | 0 | 0 |
| 0 Marchelley Avery | 26:59 | 5-11 | 3-5 | 2-4 | 4 4 8 | 2 2 15 | 1 | 1 | 1 | 1 | 0 | 0 |
| 14 Jamyron Keller | 15:53 | 1-6 | 0-3 | 0-0 | 1 0 1 | 1 0 2 | 0 | 0 | 1 | 0 | 0 | 2 |
| 2 Arturo Dean | 20:27 | 2-4 | 0-1 | 4-5 | 0 0 0 | 2 3 8 | 0 | 0 | 3 | 1 | 0 | -9 |
| 6 Brandon Newman | 13:26 | 3-5 | 3-4 | 0-0 | 0 1 1 | 0 9 1 | 0 | 0 | 0 | 0 | 0 | 5 |
| 24 Pat Suernick | 08:02 | 2-2 | 0-0 | 0-0 | 1 2 3 | 1 0 4 | 0 | 0 | 0 | 0 | 0 | 5 |
| Team | | | | | 1 4 5 | | 0 | 2 | | | | |
| Totals | | 27-57 | 10-22 | 16-21 | 11 20 31 | 18 14 80 | 11 | 8 | 6 | 3 | 5 | 6 |

Technical Fouls: NONE

| | MIA | OSU |
|--------------------------|---------------------------|----------------------------|
| Biggest lead | 0 (1 st 20:00) | 20 (2 nd 15:29) |
| Best Scoring Run | 6 (2 nd 3:25) | 9 (1 st 16:39) |
| Lead Changes | 0 | |
| Times Tied | 0 | |
| Time with Lead | 00:00 | 38:20 |
| Points from Turnovers | 10 | 10 |
| Paint | 30 | 30 |
| Second Chance | 16 | 14 |
| Fast Breaks | 7 | 3 |
| Bench | 14 | 38 |
| Period by Period Scoring | | |
| 1st | 27 | 47 |
| 2nd | 47 | 74 |
| TOT | | |
| MIA | 43 | 37 |
| OSU | 43 | 80 |



Official Basketball Box Score - Final
Miami (FL) at VCU
11/24/24 TD Arena, Charleston, SC
Charleston Classic 7th Place Game

Game Time: 12:30 PM
Game Duration: 1:58

Officials: Ted Valentine, Tim Clougherty, Brooks Wells

Miami (FL) - 70

Record: 3-3

| NO. Name | Min | FG | 3P | FT | Rebounds | Fouls | TP | AS | TO | ST | Blocks | +/- |
|------------------------|---------|-------|------|-----------|----------|----------|----|----|----|----|--------|-----|
| M-A | M-A | M-A | M-A | OR DR TOT | PF FD | | | | | | BS BA | |
| 2 Brandon Johnson | F 34:39 | 2-7 | 0-2 | 3-4 | 5 7 12 | 2 4 7 | 3 | 2 | 1 | 0 | 2 | -1 |
| 1 Philip Russell | C 32:22 | 5-6 | 0-0 | 4-4 | 3 7 10 | 2 3 14 | 3 | 2 | 1 | 0 | 0 | -9 |
| 0 Matthew Cleveland | G 10:54 | 0-2 | 0-0 | 2-2 | 0 1 1 | 0 1 0 | 2 | 0 | 0 | 0 | 0 | -11 |
| 5 Jalen Blackmon | G 19:16 | 4-9 | 2-5 | 1-2 | 1 1 2 | 1 2 11 | 1 | 1 | 0 | 0 | 1 | 6 |
| 24 Nijel Pack | G 27:55 | 3-7 | 2-4 | 2-2 | 0 0 0 | 3 4 10 | 2 | 1 | 1 | 0 | 0 | -5 |
| 99 Divine Ugochukwu | 14:19 | 2-5 | 1-1 | 0-1 | 0 0 0 | 2 2 5 | 1 | 0 | 1 | 0 | 0 | -4 |
| 3 Jali Betha | 18:23 | 3-6 | 1-3 | 0-0 | 0 1 1 | 3 1 7 | 2 | 0 | 0 | 0 | 0 | -9 |
| 11 A.J. Stator-McCray | 12:38 | 2-6 | 0-2 | 2-2 | 1 1 2 | 0 0 6 | 1 | 1 | 1 | 0 | 0 | 5 |
| 10 Paul Djobet | 07:12 | 0-3 | 0-1 | 0-0 | 0 0 0 | 0 0 0 | 0 | 0 | 0 | 0 | 0 | -4 |
| 23 Austin Swartz | 17:15 | 2-7 | 0-4 | 2-2 | 0 1 1 | 1 1 6 | 0 | 0 | 1 | 0 | 0 | -1 |
| 4 Isalah Johnson-Arigo | 05:07 | 1-2 | 0-1 | 0-0 | 0 0 0 | 0 0 0 | 0 | 0 | 0 | 0 | 0 | -4 |
| Team | | | | | 4 1 5 | | 0 | 1 | | | | |
| Totals | | 24-60 | 6-23 | 16-19 | 14 20 34 | 14 18 70 | 13 | 9 | 6 | 0 | 6 | -7 |

Technical Fouls: NONE

VCU - 77

Record: 5-2

| NO. Name | Min | FG | 3P | FT | Rebounds | Fouls | TP | AS | TO | ST | Blocks | +/- |
|------------------------|---------|-------|-------|-----------|----------|----------|----|----|----|----|--------|-----|
| M-A | M-A | M-A | M-A | OR DR TOT | PF FD | | | | | | BS BA | |
| 21 Christian Fermin | C 23:26 | 4-5 | 0-0 | 0-0 | 2 1 3 | 5 0 8 | 0 | 2 | 0 | 2 | 0 | 10 |
| 1 Philip Russell | G 06:58 | 2-3 | 1-2 | 1-1 | 1 1 2 | 3 1 6 | 0 | 0 | 0 | 0 | 0 | 10 |
| 4 Jack Clark | G 28:31 | 0-3 | 0-2 | 1-2 | 1 5 6 | 1 1 1 | 0 | 0 | 0 | 0 | 0 | 4 |
| 11 Max Shuga | G 35:36 | 5-10 | 4-8 | 4-6 | 1 7 8 | 3 16 19 | 9 | 4 | 1 | 0 | 0 | 8 |
| 22 Joe Bamsile | G 29:35 | 9-17 | 4-10 | 0-0 | 2 3 5 | 0 1 22 | 2 | 3 | 2 | 0 | 0 | 17 |
| 2 Zeb Jackson | 26:58 | 4-9 | 1-4 | 3-4 | 0 3 3 | 0 3 12 | 1 | 1 | 0 | 0 | 0 | -11 |
| 0 Brandon Jennings | 11:57 | 1-2 | 0-0 | 2-2 | 0 1 1 | 4 1 4 | 1 | 0 | 0 | 0 | 0 | -4 |
| 6 Terrence Hill Jr. | 03:57 | 0-2 | 0-1 | 0-0 | 0 0 0 | 0 1 0 | 0 | 1 | 0 | 0 | 0 | -6 |
| 8 Michael Belle | 13:04 | 3-4 | 0-1 | 0-0 | 2 1 3 | 1 0 6 | 1 | 1 | 0 | 0 | 0 | -2 |
| 9 Luke Bamgboye | 14:59 | 0-0 | 0-0 | 0-0 | 0 1 1 | 2 0 0 | 0 | 0 | 0 | 1 | 4 | 0 |
| 5 Alphonzo Billups III | 04:59 | 0-0 | 0-0 | 0-0 | 0 0 0 | 0 0 0 | 0 | 0 | 0 | 0 | 0 | 3 |
| Team | | | | | 1 1 2 | | 0 | 0 | | | | |
| Totals | | 28-55 | 10-28 | 11-15 | 10 24 34 | 19 14 77 | 15 | 11 | 5 | 6 | 0 | 7 |

Technical Fouls: Bamgboye 1st 9:23

| | MIA | VCU |
|--------------------------|---------------------------|---------------------------|
| Biggest lead | 0 (1 st 20:00) | 16 (2 nd 8:32) |
| Best Scoring Run | 10 (2 nd 1:22) | 10 (1 st 6:46) |
| Lead Changes | 0 | |
| Times Tied | 1 | |
| Time with Lead | 00:00 | 39:05 |
| Points from Turnovers | 10 | 9 |
| Paint | 26 | 28 |
| Second Chance | 20 | 11 |
| Fast Breaks | 6 | 12 |
| Bench | 26 | 22 |
| Period by Period Scoring | | |
| 1st | 33 | 37 |
| 2nd | 37 | 70 |
| TOT | | |
| MIA | 42 | 35 |
| VCU | 42 | 77 |



Official Basketball Box Score - Final
Charleston So. at Miami (FL)
11/20/24 Watson Center, Coral Gables, FL
2024-25 Men's Basketball

Game Time: 2:00 PM
Game Duration: 2:03
Attendance: 3,244

Officials: Bill Covington Jr., Justin Portfield, Doug Simons

Charleston So. - 83

Record: 2-7

| NO. Name | Min | FG | 3P | FT | Rebounds | Fouls | TP | AS | TO | ST | Blocks | +/- |
|--------------------|---------|-------|-------|-----------|----------|----------|----|----|----|----|--------|-----|
| M-A | M-A | M-A | M-A | OR DR TOT | PF FD | | | | | | BS BA | |
| 2 Tajiri Kelly | F 33:59 | 10-18 | 0-1 | 0-0 | 4 7 11 | 3 3 20 | 6 | 1 | 0 | 0 | 1 | 8 |
| 23 Reis Jones | F 17:54 | 2-3 | 0-0 | 0-0 | 1 2 3 | 4 1 4 | 0 | 0 | 0 | 3 | 0 | -1 |
| 30 Thompson Camara | F 30:26 | 8-13 | 5-10 | 0-0 | 2 1 3 | 2 1 21 | 0 | 0 | 0 | 0 | 0 | 10 |
| 7 Daylen Berry | G 37:11 | 1-7 | 1-3 | 4-4 | 1 8 9 | 2 4 7 | 3 | 6 | 1 | 0 | 1 | -7 |
| 22 RJ Johnson | G 36:42 | 8-14 | 3-6 | 4-6 | 0 1 1 | 1 2 23 | 5 | 3 | 1 | 0 | 1 | 9 |
| 8 Jaylon Gibson | 22:04 | 1-2 | 0-0 | 0-1 | 1 2 3 | 1 1 2 | 0 | 2 | 0 | 0 | 0 | 1 |
| 1 Lamar Oden Jr. | 21:44 | 2-6 | 2-4 | 0-0 | 1 0 1 | 1 0 6 | 1 | 0 | 0 | 0 | 0 | -4 |
| Team | | | | | 2 2 4 | | 0 | 0 | | | | |
| Totals | | 32-63 | 11-24 | 8-11 | 12 23 35 | 14 12 83 | 15 | 12 | 5 | 0 | 4 | 4 |

Technical Fouls: NONE

Miami (FL) - 79

Record: 3-4

| NO. Name | Min | FG | 3P | FT | Rebounds | Fouls | TP | AS | TO | ST | Blocks | +/- |
|-----------------------|---------|-------|-------|-----------|----------|----------|----|----|----|----|--------|-----|
| M-A | M-A | M-A | M-A | OR DR TOT | PF FD | | | | | | BS BA | |
| 2 Brandon Johnson | F 36:22 | 7-13 | 6-12 | 3-5 | 2 6 8 | 2 3 23 | 2 | 1 | 2 | 1 | 0 | 1 |
| 1 Lynn Kidd | C 27:44 | 4-8 | 0-0 | 1-1 | 1 6 7 | 1 4 9 | 4 | 1 | 1 | 1 | 0 | -12 |
| 3 Jali Betha | G 18:16 | 3-8 | 0-2 | 0-0 | 0 1 1 | 1 0 6 | 0 | 0 | 0 | 1 | 0 | -14 |
| 5 Jalen Blackmon | G 36:19 | 4-11 | 1-8 | 0-0 | 0 0 0 | 1 1 9 | 2 | 2 | 1 | 0 | 0 | 5 |
| 11 A.J. Stator-McCray | G 29:13 | 4-8 | 2-4 | 3-4 | 2 2 4 | 2 3 13 | 1 | 2 | 0 | 0 | 0 | 1 |
| 0 Matthew Cleveland | 15:39 | 1-2 | 0-1 | 0-0 | 1 1 2 | 2 0 2 | 2 | 2 | 0 | 2 | 0 | -9 |
| 99 Divine Ugochukwu | 03:37 | 0-1 | 0-1 | 0-0 | 0 0 0 | 0 0 0 | 0 | 0 | 1 | 0 | 0 | -9 |
| 23 Austin Swartz | 21:44 | 4-6 | 3-4 | 4-4 | 0 1 1 | 2 2 15 | 1 | 1 | 0 | 2 | 0 | 10 |
| 10 Paul Djobet | 11:06 | 1-2 | 0-1 | 0-0 | 0 1 3 | 2 1 2 | 4 | 0 | 0 | 0 | 0 | 7 |
| Team | | | | | 1 1 2 | | 0 | 2 | | | | |
| Totals | | 28-59 | 12-33 | 11-14 | 8 21 29 | 14 14 79 | 16 | 10 | 7 | 4 | 0 | -4 |

Technical Fouls: Johnson 1st 1:47 Coach 1st 0:37

| | CSU | MIA |
|--------------------------|----------------------------|---------------------------|
| Biggest lead | 13 (2 nd 16:16) | 7 (1 st 14:48) |
| Best Scoring Run | 11 (1 st 12:00) | 8 (2 nd 7:57) |
| Lead Changes | 9 | |
| Times Tied | 3 | |
| Time with Lead | 26:16 | 10:51 |
| Points from Turnovers | 15 | 12 |
| Paint | 38 | 22 |
| Second Chance | 22 | 4 |
| Fast Breaks | 0 | 5 |
| Bench | 8 | 19 |
| Period by Period Scoring | | |
| 1st | 45 | 38 |
| 2nd | 38 | 83 |
| TOT | | |
| CSU | 45 | 38 |
| MIA | 37 | 42 |



Official Basketball Box Score - Final
Arkansas at Miami (FL)
11/20/24 Watson Center, Coral Gables, FL
2024-25 Men's Basketball

Game Time: 7:00 PM
Game Duration: 2:05
Attendance: 6,389

Officials: Ron Groover, Clarence Armstrong, Eric Lewis

Arkansas - 76

Record: 6-2

| NO. Name | Min | FG M-A | 3P M-A | FT M-A | Rebounds OR DR TOT | Fouls PF FD | TP | AS | TO | ST | Blocks BS BA | +/- | |
|-----------------------|---------|-----------|-----------|-----------|-----------------------|----------------|----|----|----|----|-----------------|-----|---|
| 3 Adou Thiero | F 37:41 | 3-10 | 0-2 | 1-3 | 1 3 4 | 0 5 7 | 4 | 1 | 0 | 0 | 2 | 5 | |
| 4 Trevon Brazile | F 18:58 | 3-4 | 0-0 | 0-0 | 1 4 5 | 2 1 6 | 0 | 1 | 1 | 0 | 0 | 2 | |
| 1 Johnell Davis | G 26:18 | 4-7 | 3-6 | 1-2 | 1 4 5 | 4 1 12 | 1 | 1 | 1 | 2 | 0 | 0 | |
| 2 Boogie Fland | G 32:29 | 6-13 | 4-9 | 2-2 | 0 4 4 | 3 1 18 | 6 | 2 | 0 | 0 | 0 | 11 | |
| 21 D.J. Wagner | G 36:45 | 6-12 | 1-2 | 1-2 | 0 2 2 | 0 3 14 | 2 | 0 | 1 | 0 | 0 | 6 | |
| 9 Jonas Adcock | L 21:9 | 2-5 | 0-0 | 0 2 2 | 0 1 1 | 4 0 0 | 1 | 0 | 0 | 0 | 0 | 5 | |
| 24 Billy Richmond III | 14:07 | 1-3 | 0-0 | 0 1 1 | 2 2 0 | 2 0 0 | 1 | 1 | 0 | 0 | 0 | -5 | |
| 44 Zvonimir Ivisic | 13:29 | 4-5 | 3-4 | 0-1 | 1 1 2 | 2 0 11 | 1 | 2 | 0 | 2 | 0 | 3 | |
| 11 Karter Knox | 07:38 | 1-3 | 0-0 | 0 1 1 | 1 0 2 | 0 0 2 | 0 | 1 | 0 | 0 | 0 | -9 | |
| Team | | | | | 3 3 6 | 0 | 0 | 1 | | | | | |
| Totals | | 30-62 | 11-23 | 5-9 | 9 24 33 | 14 12 | 76 | 17 | 11 | 7 | 2 | 4 | 0 |



TV/RADIO PHOTO ROSTER



#0

MATTHEW CLEVELAND
Sr. | G | 6-7
ATLANTA, GA.
(Florida State/Pace Academy)



#1

LYNN KIDD
Gr. | C | 6-10
GAINESVILLE, FLA.
(Virginia Tech/IMG Academy)



#2

BRANDON JOHNSON
Sr. | F | 6-8
RALEIGH, N.C.
(East Carolina/Rolesville)



#3

JALIL BETHEA
Fr. | G | 6-5
PHILADELPHIA, PA.
(Archbishop Wood)



#4

ISAIAH JOHNSON-ARIGU
Fr. | F | 6-7
MINNEAPOLIS, MINN.
(Totino-Grace)



#5

JALEN BLACKMON
Sr. | G | 6-2
MARION, IND.
(Stetson/Marion)



#8

XANDER ALARIE
Fr. | F | 6-8
POTOMAC, MD.
(St. Andrew's Episcopal School)



#10

PAUL DJOBET
So. | G | 6-7
LILLE, FRANCE
(West Oaks Academy (Fla.))



#11

A.J. STATON MCCRAY
R-Jr. | G | 6-4
DELRAY BEACH, FLA.
(Samford/West Oaks Academy (Fla.))



#15

KIREE HUIE
Sr. | F | 6-9
PHILADELPHIA, PA.
(Idaho State/Grayson)



#23

AUSTIN SWARTZ
Fr. | G | 6-4
CONCORD, N.C.
(Cannon School)



#24

NIJEL PACK
Gr. | G | 6-0
INDIANAPOLIS, IND.
(Kansas State/Lawrence Central)



#35

YUSSIF BASA-AMA
Gr. | F | 6-9
BOLGATANGA, GHANA
(Yale/ Saint Andrew's School (Fla.))



#99

DIVINE UGOCHUKWU
Fr. | G | 6-3
SUGAR LAND, TEXAS
(Clements)



HC

JIM LARRAÑAGA
HEAD COACH
14TH SEASON



AHC

BILL COURTNEY
ASSOCIATE HEAD COACH
SIXTH SEASON



AC

DJ IRVING
ASSISTANT COACH
FOURTH SEASON



AC

KOTIE KIMBLE
ASSISTANT COACH
THIRD SEASON



AC

JOE GIMBEL
ASSISTANT COACH / HEAD VIDEO DIR.
FOURTH SEASON, FIRST AS AC