



2024-25 TIGER BASKETBALL MEMPHIS

ATHLETICS COMMUNICATIONS CONTACT/INFO:

Kirk Downs

Cell: (662) 322-3275

Email: kcdowns@memphis.edu

RV MEMPHIS (7-2) VS. #16 CLEMSON (9-1)

DEC. 14 • 10:00 A.M. CT • LITTLE JOHN COLISEUM (9,000) • CLEMSON, S.C.

BY THE NUMBERS...

1

PJ Haggerty is the only player in Division I averaging at least 23.0 points, 5.0 rebounds, 3.0 assists and 2.0 steals per game. He is on pace to becoming the first player to record that stat line in a season since 2008-09.

2ND

The Tigers are tied with Houston at No. 2 in the nation entering the weekend in 3-point percentage with a 43.7% clip (73-of-167). Only Bradley (45.3%) ranks higher.

4-0

Memphis is 4-0 against the ACC under head coach **Penny Hardaway**. It marks his second-most wins versus a power conference behind only his 12-8 mark against the SEC.

11-10

Over the last two games, **Dain Dainja** has been a force for the Tigers, averaging 11.0 points and 10.0 rebounds. Nine of his 20 rebounds in that span have come on the offensive end. He recorded his first double-double as a Tiger against Arkansas State with 16 points and 12 boards.

13.6

Points per game from **Colby Rogers** over the last five contests, all in double figures. Over that span, he's shooting 42.8% from deep (12-28) and has made a 3-pointer in 17-straight games dating back to last season. He's also connected from deep in 47 of his last 48.

SETTING THE SCENE

- The Memphis Tigers are in their 104th season of basketball and their 12th as an AAC member.
- The Tigers were picked second in the AAC Pre-season Coaches poll with 136 total points and four first-place votes. (1st - UAB, 141 (9)).
- Memphis has secured at least 20 wins in all six seasons under head coach Penny Hardaway.
- Hardaway has led Memphis to an NIT title in 2021, an AAC title in 2023 and two NCAA Tournaments in 2021-22 and 2022-23.
- The Memphis men's basketball team hits the road for the first time in December as the program heads to the state of South Carolina for an all-Tiger showdown with No. 16 Clemson.
- Tip-off inside Littlejohn Coliseum is set for 10 a.m. CT Saturday on ESPN2 as Memphis looks to get back in the win column.
- The matchup with the purple and orange Tigers (9-1) will be Memphis' (7-2) third ranked opponent of the season and their fourth outing in 10 games against a power conference foe.
- Memphis already has wins over Missouri, Michigan State and No. 2 UConn.
- Memphis is returning a home game in 2024 after Clemson visited the Bluff City last December.
- In that game, the blue and gray Tigers erased a 10-point deficit to hand No. 13/11 Clemson a 79-77 loss in the first-ever matchup between the programs.
- It was Clemson's first defeat of the season en

TIGERS ON TV/RADIO/WEB

Broadcast: ESPN2 (Mike Monaco, xpx; Cory Alexander, analyst)

Radio: 98.9 The Roar (Dave Woloshin, xpx; Matt Dillon, color analyst)

SCHEDULE/RESULTS (7-2, 0-0 AMERICAN)

EXHIBITION PLAY

10.15	North Carolina (EXH.)	L 84-76
10.28	Alabama (EXH.)	L 96-88

NOVEMBER (6-1)

4	MISSOURI (ESPN+)	W 83-75
9	at UNLV (MWDN)	W, 80-74
15	OHIO (ESPN+)	W, 94-70
21	vs San Francisco^ (ESPNU)	W, 68-64
25	(1) vs. #2 UConn (ESPN2)	W, 99-97 OT
26	(1) vs. #RV Michigan St. (ESPN)	W, 71-63
27	(1) vs. #4 Auburn (ESPN)	L, 90-76

DECEMBER (1-1)

4	LOUISIANA TECH (ESPN+)	W, 81-71
8	ARKANSAS STATE (ESPNU)	L, 85-72
14	at Clemson (ESPN2)	10 a.m.
18	at Virginia (ESPN2)	6 p.m.
21	MISSISSIPPI STATE (CBS)	11:30 a.m.
28	OLE MISS (ESPN2)	1 p.m.

JANUARY (0-0)

2	at Florida Atlantic* (ESPN2)	6 p.m.
5	NORTH TEXAS* (ESPN or ESPN2)	4 p.m.
11	EAST CAROLINA* (ESPN+)	1 p.m.
16	at Temple* (ESPN2)	6 p.m.
19	at Charlotte* (ESPN/2/U)	TBD
23	WICHITA STATE* (ESPN2)	6 p.m.
26	UAB* (ESPN2 or ESPNU)	Noon
30	at Tulane* (ESPN2 or ESPNU)	8 p.m.

FEBRUARY (0-0)

2	at Rice* (ESPN+)	2 p.m.
5	TULSA* (ESPN+)	7 p.m.
9	TEMPLE* (ESPN2)	1 p.m.
13	at South Florida* (ESPN2)	8 p.m.
16	at Wichita State* (ESPN/2/U)	11 a.m.
23	FLORIDA ATLANTIC* (ESPN/2/U)	1 p.m.
26	RICE* (ESPN+)	7 p.m.

MARCH (0-0)

2	at UAB* (ESPN/2/U)	4 p.m.
4	at UTSA* (ESPN+)	6 p.m.
7	SOUTH FLORIDA* (ESPN2)	8 p.m.
12-16	(2) vs. AAC Championship	TBD
Home games in blue CAPS		All times CT

* American Athletic Conference game

^ Played at Chase Center

(1) Maui Invitational (Lahaina Civic Center; Maui, Hawaii)

(2) AAC Tournament (Dickies Arena; Fort Worth, Texas)

MEMPHIS TIGERS



2024-25 Record	7-2
2024-25 AAC Record	0-0
Ranking (AP/Coaches)	RV/RV
NCAA NET	46
Last Game	(12/8) L, 85-72 vs. Arkansas State
Head Coach	Penny Hardaway
Career Record	136-64 (7th Season)
Record at School	136-64 (7th Season)
Leading Scorer	PJ Haggerty (23.3 ppg)
Leading Rebounder	PJ Haggerty (6.1 rpg)
Leading Assists	Haggerty/Hunter (3.4 apg)

CLEMSON TIGERS



2024-25 Record	9-1
2024-25 ACC Record	0-0
Ranking (AP/Coaches)	16/16
NCAA NET	14
Last Game	(12/7) W, 70-66 at Miami (Fla.)
Head Coach	Brad Brownell
Career Record	441-275 (23rd Season)
Record at School	274-190 (15th Season)
Leading Scorer	Chase Hunter (15.9 ppg)
Leading Rebounder	Ian Schieffelin (12.6 rpg)
Leading Assists	Ian Schieffelin (3.5 apg)

2024-25 MEMPHIS NUMERICAL ROSTER

NO	NAME	POS	HT	WT	YR	EXP	HOMETOWN / LAST SCHOOL
0	Damarien Yates	F	6-5	206	So.	JC	Somerville, Tenn. / Fayette-Ware HS / Vincennes University
1	Jared Harris	G	6-2	178	Fr.	HS	Silsbee, Texas / Silsbee HS
2	Nicholas Jourdain	F	6-7	231	Sr.	4L	Clifton, N.J. / Immaculate Conception HS / Temple
3	Colby Rogers	G	6-3	196	R-Sr.	4L	Covington, Ga. / Roselle Catholic HS / Wichita State
4	PJ Haggerty	G	6-3	191	R-So.	2L	Crosby, Texas / Crosby HS / Tulsa
6	Baraka Okojie	G	6-1	192	So.	1L	Brampton, Ontario / Daytona Beach DME Academy / George Mason
7	PJ Carter	G	6-4	175	Sr.	4L	Atlanta, Ga. / Langston Hughes HS / UTSA
8	Ragi Phillips	G	5-11	175	Jr.	3L	Memphis, Tenn. / Lane College
11	Tyrese Hunter	G	6-0	180	Sr.	3L	Racine, Wisc. / St. Catherine's HS / Texas
15	Noah Stansbury	G	6-0	159	R-Sr.	4L	Bowling Green, Ky. / Greenwood HS / Western Kentucky
23	Bouna Kebe	F	6-7	197	Jr.	JC	Dakar Senegal / Promise Academy
32	Moussa Cisse	C	6-11	229	Sr.	4L	Conakry, Guinea / Lausanne Collegiate School / Ole Miss
42	Dain Dainja	F	6-9	255	R-Sr.	4L	Brooklyn Park, Minn. / Park Center HS / Illinois

COACHING & SUPPORT STAFF

Head Coach	Anfernee "Penny" Hardaway (7th Season)	Athletic Trainer	Darrell Turner (4th Season)
Assistant Coach	Mike Davis (1st Season)	Strength & Conditioning Coach	Todd Forcier (1st Season)
Assistant Coach	Nolan Smith (1st Season)	Director of Coach Analytics	Jermaine Johnson (4th Season)
Dir. of Player Dev/Alumni Relations	Andre Turner (1st Season)	Director of Scouting	Marcus Nunnally (1st Season)
Chief of Staff	Dwight Boyd (7th Season)	Equipment Manger	Cedric Prowell (1st Season)
Director of Basketball Operations	Jordan VerHulst (4th Season)	Logistics	Monte Campbell (2nd Season)

PRONUNCIATION GUIDE

DAMARIEN Yates	duh-mar-REE-IN	BOUNA KEBE	boo-NUH / keh-bay
BARAKA OKOJIE	buh-rock-UH / oo-koe-GEE	MOUSSA CISSE	MOO-suh / see-say
RAGI Phillips	rah-GEE	DAIN DAINJA	dane / dane-JUH

POLL TRACKER

Poll	Associated Press	Coaches
Preseason	NR	NR
Nov. 11	RV (8)	NR
Nov. 18	RV (7)	NR
Nov. 25	RV (38)	RV (21)
Dec. 2	16 (500)	15 (265)
Dec. 9	RV (123)	RV (39)
Dec. 16	-	-
Dec. 23	-	-
Dec. 30	-	-
Jan. 6	-	-
Jan. 13	-	-
Jan. 20	-	-
Jan. 27	-	-
Feb. 3	-	-
Feb. 10	-	-
Feb. 17	-	-
Feb. 24	-	-
March 3	-	-
March 10	-	-
March 17	-	-
Final	-	-

Notes:

- Memphis has been ranked in the AP Poll 23 times in the preseason, 17 times in the final poll, and for 316 total weeks
- Memphis broke into the AP top-25 on Dec. 18 last season and had climbed to No. 10 four weeks later.

MEMPHIS/OPP COMPARISON & MEMPHIS IN 2024-25 AAC/NCAA STATISTICS

Statistic	Memphis (As of 12/12)	AAC	NCAA	Clemson
Record	7-2			9-1
Conference Record	0-0			0-0
NCAA NET	46			14
KenPom.com	40			19
Scoring Offense	80.4	4th	292nd	77.0
Scoring Defense	76.6	10th	84th	62.4
Scoring Margin	+3.9	8th	194th	+14.6
Field Goal Percentage	.467	3rd	111th	.457
Field Goal Pct. Defense	.431	8th	194th	.405
3-Point Field Goal Pct.	.437	1st	3rd	.382
3-Point FG Pct. Defense	.365	12th	316th	.300
Free Throw Percentage	.731	6th	132nd	.738
Rebounding	35.2	11th	245th	38.0
Rebounding Defense	34.6	10th	250th	32.7
Rebounding Margin	+0.6	6th	224th	+5.3
Assists per Game	12.6	8th	266th	14.1
Steals per Game	7.3	6th	168th	7.4
Blocks per Game	3.7	7th	137th	3.7

MEMPHIS/OPP SERIES INFORMATION

Overall Series	Mem 1-0	Hardaway vs. Clemson	1-0
Home	Mem 1-0	-	Defeated #13/11 Clemson 79-77 last season.
Away	n/a	Brownell vs. Memphis	0-1
Neutral	n/a	Notes on series:	
Streak	Mem 1-0	-	Memphis trailed by seven at half last season
Last MEM win	Dec. 16, 2023 (79-77)	-	but came back to win 79-77, D. Jones 22 pts.

route to making a run to the program's first-ever trip to the Elite Eight in March.

NON-CON SUCCESS

- The Tigers have a 62-23 mark versus non-AAC opponents and have held 47 of those foes to 70 points or less during the Coach Hardaway era.
- Memphis has posted a 22-15 record against Power 6 squads (ACC, BIG EAST, Big Ten, Big 12, SEC, Pac-12) under Coach Hardaway.

PENNY VS. THE ACC

- Against ACC opponents, Coach Hardaway is a perfect 4-0, his second-most total wins versus a power conference behind only his 13-9 mark against the SEC.
- All four wins have come either at home or on a neutral floor with the Tigers posting an average 9.5 margin-of-victory in those contests, so Saturday's matchup will be his first-ever true road game against the conference.
- Nov. 28, 2019 – NC State (W 83-78)
- Nov. 24, 2021 – Virginia Tech (W 69-61)
- Dec. 16, 2023 – Clemson (W 79-77)
- Dec. 19, 2023 – Virginia (W 77-54)
- Overall, Memphis is 13-10 all-time against the ACC dating back to 1957.
- The Tigers' last defeat came Dec. 16, 2017 against Louisville (72-81).
- Memphis has only ever had three true road games in school history against the ACC – a 57-53 win at NC State (1983), a 71-60 loss at NC State (1998) and a 71-54 win at Miami (2011).

AP NOTES

- Memphis went from unranked to No. 16 in the AP Poll after earning wins over No. 2 UConn and Michigan State and finishing runner-up to No. 4 Auburn in the Maui Invitational over Feast Week.
- It was the third-highest debut for the Tigers in the poll's history when not being ranked in the preseason, and the highest since going from unranked to No. 15 in week 11 of the 1971-72 season.
- Memphis also went from unranked to No. 15 in week 12 of the 1954-55 season, its first-ever AP ranking in program history.

PENNY VS. AP RANKED

- The Tigers have played 36 games in the last seven seasons against AP ranked teams, with a 14-22 overall record in those contests.
- Hardaway is 3-8 against AP ranked teams in true road games.
- A win against Clemson would be the 2nd-highest ranked opponent Coach Hardaway has ever defeated on the road.
- Memphis beat #6 Houston (69-59) on Feb. 12, 2022.

HAGGERTY'S HISTORY

- PJ Haggerty is once again off to a historic pace in only his second season of collegiate hoops.
- He enters Saturday as the only player in the nation averaging at least 23.0 points, 5.0 rebounds, 3.0 assists and 2.0 steals per game.
- If those numbers hold, he be the just the first person to record that stat line in a season since UT Martin's Lester Hudson in 2008-09.
- To go even further, if he continues to shoot the long ball at a 44% clip + hold his other stat line, he is on pace to become only the second player in DI with those numbers since at least 1947-48.
- The only person to put up those stats in that time frame is Anthony Mason (Tennessee State) in 1987-88.

HAGGERTY RANKS

- PJ Haggerty ranks among the nation's best in a handful of categories:
- 3rd - Free Throws Made - 72
- 4th - Free Throw Attempts - 85
- 5th - Points Per Game - 23.0
- 21st - Total Points - 207
- 22nd - Minutes Per Game - 35:48
- 35th - Steals Per Game - 2.33
- 49th - Total Steals - 21

TY-THREES

- Senior guard Tyrese Hunter has emerged as a national leader in 3-point shooting this season.
- Hunter has buried a team-high 25-of-51 long-range tries to lead the league and rank 17th in the country with a 49.0 percentage.
- He went bonkers in Maui and drained 14-of-24, including seven makes in the win over No. 2 UConn that tied his career high.
- In his first three collegiate seasons (106 games) prior to arriving in Memphis, Hunter had only four total games with 4+ made triples.
- He already has three such outings as a Tiger (all coming in a 4-game span).

LETHAL FROM DEEP

- The Tigers have been scorching hot from 3-point range this season.
- They are tied with Houston at No. 2 in the nation entering the weekend with a 43.7% clip (73-of-167). Only Bradley (45.3%) ranks higher.
- Hardaway's crew is easily on pace for the program's best mark from distance in a season.
- The 2009-10 Tigers currently hold the top spot at 38.8% (284-732).
- In Hardaway's six previous seasons, the team's highest 3-point mark in a season was 36.3% in 2020-21.
- 2018-19 (.322)
- 2019-20 (.329)
- 2020-21 (.363)
- 2021-22 (.355)
- 2022-23 (.353)
- 2023-24 (.350)

TIGERS BY SITUATION

Category	'24-25	'23-24	'22-23
All Games	7-2	22-10	26-9
Conference Games	0-0	11-7	13-5
Non-Con/Postseason	7-2	11-3	13-4
Home	3-1	13-2	13-2
Away	1-0	7-6	7-5
Neutral Site	2-1	2-2	6-2
vs. Ranked/RV Opp.	2-1	7-2	2-4
vs. Unranked Opp.	5-1	15-8	24-5
Winning the Tip	5-0	14-6	17-5
Losing the Tip	2-2	8-4	9-2
Scoring First	4-0	14-4	18-5
Opponent Scores First	3-2	8-6	8-4
Leading at Halftime	2-0	13-2	23-3
Trailing at Halftime	4-2	9-7	1-5
Tied at Halftime	1-0	0-1	2-1
Leading with 5:00 to Play	6-0	18-2	24-3
Trailing with 5:00 to Play	0-2	3-7	2-5
Tied with 5:00 to Play	1-0	1-1	0-1
in Overtime	1-0	1-0	0-1
Games Decided by 1-3 Pts	1-0	5-4	3-6
Games Decided by 4-10 Pts	5-0	7-4	12-3
Games Decided by 11+ Pts	1-2	10-2	11-0
Shooting 50% or Higher	3-1	7-0	14-1
Shooting 40-49%	3-0	10-7	9-7
Shooting Less Than 40%	1-1	2-3	3-1
Opp. Shooting 50% or Higher	2-1	2-2	1-1
Opp. Shooting 40-49%	2-0	12-7	12-7
Opp. Shooting Less Than 40%	3-1	8-1	13-1
Make More 3FG Than Opp.	4-0	14-3	5-2
Make Fewer 3FG Than Opp.	3-2	8-7	15-7
3FG Made Are Even	0-0	0-0	6-0
Attempt More FT Than Opp.	5-2	16-3	14-3
Attempt Fewer FT Than Opp.	2-0	6-6	10-6
FT Attempts Are Even	0-0	0-1	2-0
More Rebounds Than Opp.	4-0	11-5	15-5
Fewer Rebounds Than Opp.	3-2	9-5	9-4
Rebounds Are Even	0-0	2-0	2-0
More Assists Than Opp.	2-0	12-2	19-2
Fewer Assists Than Opp.	3-2	10-8	4-7
Assists Are Even	2-0	0-0	3-0
Commit More TOs Than Opp.	3-2	8-7	7-2
Commit Fewer TOs Than Opp.	3-0	13-1	16-6
Turnovers Are Even	1-0	1-2	3-1
More Bench Points Than Opp.	1-0	9-4	12-4
Fewer Bench Points Than Opp.	6-2	13-6	14-5
Bench Points Are Even	0-0	0-0	0-0
Scoring 100+ Points	0-0	3-0	0-1
Scoring 90-99 Points	2-0	3-0	4-0
Scoring 80-89 Points	3-0	6-2	11-5
Scoring 70-79 Points	1-2	8-5	5-0
Scoring 60-69 Points	1-0	2-3	6-3
Scoring Fewer Than 60 Points	0-0	0-0	0-0
Allowing 100+ Points	0-0	1-1	0-1
Allowing 90-99 Points	1-1	0-2	0-4
Allowing 80-89 Points	1-1	3-2	3-0
Allowing 70-79 Points	3-0	11-5	8-2
Allowing 60-69 Points	2-0	2-0	9-2
Allowing Fewer Than 60 Points	0-0	5-0	6-0
Following a Win	5-2	19-4	16-9
Following a Loss	1-0	2-5	8-0

MISCELLANEOUS STATS

10+ Point Games	2024-25	2023-24	Career
Rogers	7	28	84
Hunter	6	19	65
Haggerty	9	30	39
Cisse	1	3	29
Jourdain	2	8	26
Dainja	2	8	24
Carter	-	14	14
Okojie	-	9	9

20+ Point Games	2024-25	2023-24	Career
Haggerty	7	20	27
Rogers	-	10	16
Hunter	4	4	14
Dainja	-	1	4
Carter	-	3	3
Jourdain	-	-	1
Okojie	-	1	1

30+ Point Games	2024-25	2023-24	Career
Haggerty	-	2	2
Hunter	-	1	1

10+ Rebound Games	2024-25	2023-24	Career
Cisse	-	-	25
Dainja	2	-	4
Jourdain	1	1	4
Haggerty	-	2	2

10+ Assist Games	2024-25	2023-24	Career
Hunter	-	-	2

Double-Doubles	2024-25	2023-24	Career
Cisse	-	-	14
Jourdain	1	1	3
Dainja	1	-	3
Haggerty	-	2	2
Hunter	-	-	1

Games Led UofM in Scoring	2024-25	2023-24	Career
Haggerty	6	-	6
Hunter	2	-	2
Cisse	-	-	1
Dainja	1	-	1

Games Led UofM in Rebounding	2024-25	2023-24	Career
Cisse	2	-	14
Jourdain	5	-	5
Dainja	4	-	4
Haggerty	3	-	3

Games Led UofM in Assists	2024-25	2023-24	Career
Haggerty	4	-	4
Hunter	4	-	4
Jourdain	2	-	2
Dainja	1	-	1

Games Led UofM in Steals	2024-25	2023-24	Career
Jourdain	2	5	7
Hunter	6	-	6
Haggerty	4	-	4
Cisse	-	-	2
Carter	1	-	1
Harris	1	-	1
Dainja	1	-	1

Games Led UofM in Blocked Shots	2024-25	2023-24	Career
Cisse	5	-	25
Jourdain	4	7	11
Dainja	1	-	1

.722 CLUB

- The Tigers have already set some history from behind the arc this season, posting a 72.2-percent clip against Ohio after making 13-of-18 attempts.
- It set the program's record for 3-point percentage in a single game.
- Memphis has connected on double-digit triples twice this season in wins over Ohio (13) and #2 UConn (12).
- In seven seasons under Hardaway, the Tigers are 29-8 in games where they connect on 10+ threes.

DAINJA WARMING UP

- Over the last two games, **Dain Dainja** has been a force for the Tigers, averaging 11.0 points and 10.0 rebounds.
- Nine of his 20 rebounds in that span have come on the offensive end.
- He recorded his first double-double as a Tiger Sunday against Arkansas State with 16 points and 12 boards.

3-POINT STREAKING

- Colby Rogers** over the last five contests, all in double figures, has averaged 13.6 points per game.
- Over that span, he's shooting 42.8% from deep (12-28) and has made a 3-pointer in 17-straight games dating back to last season.
- He's also connected from deep in 47 of his last 48 going back to 2021-22.

SERIES HISTORY VS. CLEMSON

- Saturday's game will be just the second-ever matchup between the programs after meeting in Memphis last season.
- Penny Hardaway's** Tigers trailed by as many as 10 points in the first half, and seven at the break, but with 39 combined points from **David Jones** and **Jahvon Quinerly**, Memphis erased the deficit to take down No. 13/11 Clemson, 79-77, in front of 15,052 fans at FedExForum.
- The win was the first against a ranked non-conference opponent since taking down No. 6 Alabama on Dec. 14, 2021.
- Memphis scored 17 points off 15 Clemson turnovers, while coughing up the rock just six times itself – the fewest in a game since March 19, 2022 against Gonzaga in the NCAA Tournament.

DOWN GO THE HUSKIES

- The Tigers were the talk of the town when they took down #2/2 UConn in the opening round of the Maui Invitational 99-97 in overtime.
- Tyrese Hunter led all scorers with 26 points while going 7-10 from long range. PJ Haggerty (22), Colby Rogers (19) and Dain Dainja (14) all added in double figure scoring.
- The win marked the highest-ranking win for the team since taking down #1/1 Houston in the AAC Championship game in 2022-23 and broke a nation-leading 17-game winning streak.

CURRENT MEMPHIS STREAKS

All Games	L1
Last Win:	12/4/24 vs. LA Tech (81-71)
At FedExForum	L1
Last Win:	12/4/24 vs. LA Tech (81-71)
On the Road	W2
Last Loss:	3/9/24 at FAU (92-84)
Neutral Sites	L1
Last Win:	11/26/24 vs. #RV Michigan St. (71-63)
vs. Ranked Opponents	L1
Last Win:	11/25/24 vs. #2 UConn (99-97 / OT)
Non-Conference (Home)	OT
Last Win:	12/4/24 vs. LA Tech (81-71)
Non-Conference (Road/Neutral)	L1
Last Win:	11/26/24 vs. #RV Michigan St. (71-63)
American Athletic Conference	L2
Last Win:	3/3/24 vs. UAB (106-87)
American Athletic Conference (Home)	W5
Last Loss:	1/31/23 vs. Rice (74-71)
American Athletic Conference (Road)	L1
Last Win:	3/3/24 vs. UAB (106-87)
Games Allowing 75 or Fewer Points	-1
Last With:	12/4/24 vs. LA Tech (71)
Games with a 15-Point Scorer	16
Last Without:	2/15/24 at North Texas (Jones-14)
Games with an =/+ Assist-to-TO Ratio	-1
Last With:	12/4/24 vs. LA Tech (14-14)
Games with Rebounding Advantage/Even	-1
Last With:	12/4/24 vs. LA Tech (39-26)
Games with More Free Throw Attempts	3
Last Without:	11/26/24 vs. Michigan St. (14-19)
When Scoring 80+ Points	W5
Last Loss:	3/9/24 at FAU (84-92)
When Scoring 90+ Points	W11
Last Loss:	1/11/22 at UCF (104-107 / OT)
When Scoring 100+ Points	W3
Last Loss:	1/11/23 at UCF (107-104 / OT)

MAUI MADNESS

- Memphis made a name for itself at the Maui Invitational taking down #2 UConn, (RV) Michigan State and hanging with then #4 Auburn.
- PJ Haggerty and Tyrese Hunter were named to the All-Tournament Team after finishing with 21.7 and 20.0 points per game, respectively.

HOME-OPENING SUCCESS

- In 104 seasons of Memphis basketball, the Tigers own a record of 74-30 (.712) in season openers.
- They have won eight-straight lid lifters with the last loss coming Nov.10, 2017 against No. 25 Alabama.
- Memphis has won 23-straight home openers, dating back to 2003.
- The Tigers last loss in a home opener was Nov. 22, 2002 when Austin Peay snuck out of town with an 81-80 overtime victory.

ELITE SCORERS

- Memphis has produced two of its top seven single-season scorers in program history the last two seasons.
- Kendric Davis** transferred in from SMU for the 2022-23 season and passed Penny Hardaway for the 2nd-most points ever in a season (744).
- Davis ranked 8th in the country in scoring (21.9)
- Last year, **David Jones** came to town from Rutgers and produced 698 total points for 7th on the school chart.
- Jones ranked 6th nationally in scoring (21.8).

1.	762	Dajuan Wagner	2001-02
2.	744	Kendric Davis	2022-23
3.	729	Penny Hardaway	1992-93
4.	724	Chris Douglas-Roberts	2007-08
5.	721	Larry Finch	1972-73
6.	708	Jeremiah Martin	2015-16
7.	698	David Jones	2023-24
8.	688	Keith Lee	1984-85
9.	669	Larry Finch	1971-72
10.	665	Elliot Perry	1990-91

AAC PRESEASON AWARDS

- Memphis had four players honored on the AAC Preseason Awards list.
- PJ Haggerty** and **Tyrese Hunter** were each selected to the first team, while **Colby Rogers** landed second team recognition.
- Jared Harris** was also named the AAC Pre-season Freshman of the Year.
- Memphis was tabbed to finish 2nd in the coaches poll behind only 2024 AAC tournament champion UAB.

EXHIBITION ROUNDUP

- Memphis played arguably the two toughest exhibitions of anyone in college basketball.
- The Tigers played No. 9 North Carolina at FedExForum on Oct. 15 for the Hoops for St. Jude Tip Off Classic where Memphis led by as many as 10 before ultimately falling 84-76.
- Then on Oct. 28, Memphis made the trip to Huntsville to play No. 2 Alabama in the Rocket City Classic. The Crimson Tide dominated early, but the Tigers got going and outscored them 59-47 in the second half en route to a 96-88 loss.
- PJ Haggerty** led the team over the two games, averaging 28.0 points, 9.0 rebounds, 3.5 assists and 2.0 steals per game.
- Tyrese Hunter** had a team-best 5.0 assists.

ABOUT THE ROSTER

- This season's Tiger squad features two re-turners from last year's team along with 12 newcomers.
- The newcomers are made up of eight Division I transfers, a Division II transfer, two junior college transfer and one freshmen.
- Memphis had to replace 14 players who played in a game last season, which is the most of any team in college basketball.
- The lone returning scholarship player is **Nicholas Jourdain**, who averaged 6.5 points and 4.0 rebounds per game last season with 25 starts in

32 games.

- Walk-on **Noah Stansbury** is also back for his second season with the Tigers.

IT JUST MEANS MORE

- Memphis has not been afraid to play the best teams in the country under Penny Hardaway, and that is especially true against Southeastern Conference opponents.
- In seven seasons under Hardaway, the Tigers have played 22 contests against SEC foes and are 13-9 in those games.
- The Tigers are 9-3, however, in such games over the last three seasons. The only losses were a pair of three-point defeats at Ole Miss (80-77) last season and at No. 4 Alabama (91-88) in 2022-23, and a 90-76 loss to No. 4 Auburn in the Maui Invitational title game.

HAGGERTY AS A FRESHMAN

- Perhaps the most coveted transfer for Hardaway in the offseason was **PJ Haggerty** from Tulsa.
- He was the second-leading scorer in the AAC last season (21.2) and only trailed Memphis' **David Jones**. He ranked 13th in the nation in scoring.
- Haggerty became only one of two players in the last five seasons of Division I hoops to average at least 21.0 points, 5.5 rebounds, 3.5 assists and 1.5 steals per game last season: Drake's **Tucker DeVries** was the other.
- In fact, they are the only two players to do so in the last five seasons since Ja Morant in 2018-19.
- Haggerty was named the Kyle Macy National Freshman of the Year and the AAC's Freshman of the Year after setting the league's record with 14 freshman of the week honors.

WELCOME HOME

- Former Tiger big man **Moussa Cisse** will close his collegiate career right where it began.
- Cisse signed with the Tigers in 2020-21 and helped guide Memphis to a 20-8 record and a NIT title while earning AAC Freshman of the Year honors.
- He then transferred to Oklahoma State for the next two seasons (2021-23) before playing for Ole Miss in 2023-24.
- He averaged 4.5 points, 4.6 rebounds and 1.4 blocks with 17 starts in 26 games for a Rebel squad that went 20-12.
- He has appeared in 115 games at the Division I level and has proven to be one of the elite rim protectors in the country.
- He was named the Big 12 Defensive Player of the Year for Oklahoma State in 2021-22 and has blocked 198 shots in his career for an average of 1.7 per game.
- Over four collegiate seasons, Cisse has averaged 6.3 points (56.3% shooting) and 6.4 rebounds

MR. ROGERS

- Colby Rogers** is at his fourth stop on the Division I level, playing in his final season.
- Rogers is one of only three players in the country that have averaged at least 10.0 points per game at three different DI schools.

AWARDS & HONORS

Tyrese Hunter

- Preseason All-AAC First Team
- AAC Player of the Week (12/2)
- Oscar Robertson Player of the Week list

PJ Haggerty

- Preseason All-AAC First Team
- AAC Player of the Week (11/11)
- AAC Honorable Mention (11/18)

Colby Rogers

- Preseason All-AAC Second Team

Jared Harris

- Preseason AAC Co-Rookie of the Year

Dain Dainja

- AAC Honorable Mention (11/25)

LARRY FINCH PLAZA

On Oct. 28, 2021, the University of Memphis dedicated **Larry Finch Plaza** outside the Laurie-Walton Family Basketball Center.

Finch coached **Penny Hardaway** while the latter was a standout on the court in the early 1990s, which followed Finch's own acclaimed playing career in the early 1970s.

Called "one of the 10 most influential Memphians of all time" by Mayor Jim Strickland, Finch was credited with helping to reunite the City when he played for then-Memphis State after graduating from Melrose High School in Orange Mound following the assassination of Dr. Martin Luther King Jr.



- He averaged 12.2 ppg at Cal-Poly (2020-21), 14.1 ppg at Siena (2021-22) and 16.4 at Wichita State (2023-24).
- He has proven to be one of the most lethal three-point shooters in college basketball.
- Last season with the Shockers, he broke the program's record with 99 made triples in a season.
- He shot 40.9 percent from deep, tops in the AAC, and made at least one triple in 33-of-34 games.
- Rogers has been his team's leading scorer in all four seasons of his career.

DAINJA ZONE

- Transfer big man **Dainja Dainja** comes to the 901 after spending the last two seasons at Illinois where he helped lead the program to 49 wins.
- Prior to that, Dainja spent his first two collegiate seasons at Baylor (2020-22), winning a NCAA National Championship with the Bears in 2021.
- Dainja started all 38 games for the Illini last season, averaging 6.1 points and 3.6 rebounds while shooting a team-high 66.9 percent from the field (101-of-151) in just 10.6 minutes per game.
- He set the Illinois program record for consecutive field goals made at 20, a streak that spanned six postseason games.

IRON MAN

- **Tyrese Hunter** has been Mr. Dependable over his first three years in college.
- He has not only played in all 106 career games, but he has started every single one of those and averaged more than 31 minutes each time out.
- He has amassed 1,143 points (13.8 ppg), 403 assists (4.8 apg), 332 rebounds (4.0 rpg) and 146 steals (1.8 spg) and has reached double figures in scoring 58 times.
- Hunter has an abundance of experience in the NCAA Tournament, posting a 6-3 mark in nine career March Madness games.
- He led the Iowa State Cyclones to the Sweet 16 (2021-22) and Texas to the Elite Eight (2022-23) and Round of 32 (2023-24).

GETTING TO THE LINE

- **PJ Haggerty** ranked second in the nation last season in getting to the free throw line with 309 attempts at the charity stripe. He trailed only the unanimous National Player of the Year — Zach Edey.
- Haggerty converted on 237 of those attempts, which ranked third in the country, and were the most by any freshman in the nation since at least 1947.
- Oklahoma's Trae Young held the previous mark at 236.
- points on 44.2% shooting and 36.1% from deep.

HOME COURT ADVANTAGE

- The Tigers have won 32 of their last 36 games at FedExForum and are 81-12 at home under head coach **Penny Hardaway**.
- Dating back to the start of the 2021 calendar

year, Memphis is 45-6 with the losses coming by a combined 17 points.

- The last four losses at home have been by a combined 7 points - Tulane (1), #1 Houston (2), USF (1), Rice (3)
- Seven of the 12 defeats in Hardaway's tenure have finished as one-possession games.

TIGER DEFENSE

- Defense has been a staple under Penny Hardaway, with his teams always ranking near the top of the nation in defensive categories.
- In his six seasons when Memphis has held an opponent to 60 points or less, the Tigers are 44-3.
- They have won 24-straight after holding ECU to 58

WINNINGEST TIGER HEAD COACHES

By Total Victories

Rk.	Head Coach	Years	Seasons	Record (Pct.)
1.	Larry Finch	1986-97	11	220-130 (.629)
2.	John Calipari	2000-09	9	214-67 (.762)
3.	Zach Curlin	1924-48	23	173-184 (.485)
4.	Josh Pastner	2009-16	7	167-73 (.696)
5.	Dana Kirk	1979-86	7	158-58 (.731)
6.	Penny Hardaway	2018-Pres.	6	136-64 (.680)
7.	Bob Vanatta	1956-62	6	109-34 (.762)
8.	Wayne Yates	1974-79	5	93-49 (.655)
9.	Eugene Lambert	1951-56	5	87-45 (.659)
10.	Gene Bartow	1970-74	4	83-32 (.722)

ANOTHER 10-SPOT IN CONFERENCE

- Memphis reached the 10-win mark in AAC play for the sixth-straight year last season.
- The Tigers have earned 10 AAC wins in all six seasons under head coach **Penny Hardaway**.
- Last year's 10-win conference season was also the Tigers' 21st of the 2000s.
- The only three non-10-win seasons in conference play came in 2004-05 (9-7 C-USA/John Calipari), 2015-16 (8-10 AAC/Josh Pastner) and 2016-17 (9-9 AAC/Tubby Smith).

50 IS A MAGIC NUMBER

- Shooting better than 50.0 percent in games seems to be a great indicator of success for the Tigers in recent years.
- The Tigers have won 66 of the last 69 games when shooting better than 50.0% from the floor.
- That stretch includes a streak of 38-straight games before falling at ECU (72-71) on Jan. 15, 2022.
- The streak started after shooting 54.4 percent (31-57) in an 87-74 loss at Cincinnati on Feb. 23, 2017.
- The Tigers were 7-0 last season when reaching the 50-percent mark.
- In the last decade, the Tigers are 81-4 when reaching 50%, including a 55-3 mark under Penny.

RANDOM NOTES

- Memphis is 72-10 when reaching 80 points under Penny Hardaway in seven seasons.
- They are 44-3 when holding opp to 60 points or less, including having won 24 straight dating back to 2021.

ALL WE DO IS WIN

- Memphis owns the 7th-longest active winning seasons streak in Division I at 23.
- Kansas (40), Arizona (39), Gonzaga (32), Duke (28), Michigan State (27) and Xavier (27) are the only teams with more.
- The 1999-2000 was the last season where they finished under .500, going 15-16 overall.
- The 2007-08 was vacated by the NCAA after finishing 38-2, which would make it 24-straight seasons with a winning mark.
- Memphis is also one of only three programs in the nation to have won at least 18 games in each of the last 22 seasons starting in 2000-01 (Gonzaga, Kansas, Memphis).

HAGGERTY HOOPS

- Redshirt sophomore guard PJ Haggerty had a breakout start with the Tigers after averaging 27.0 points, 4.5 rebounds and 4.0 assists in the team's first two games.
- His performance against Missouri and UNLV earned him the first AAC Player of the Week award.

LARRY FINCH PLAZA

On Oct. 28, 2021, the University of Memphis dedicated **Larry Finch Plaza** outside the Laurie-Walton Family Basketball Center.

Finch coached **Penny Hardaway** while the latter was a standout on the court in the early 1990s, which followed Finch's own acclaimed playing career in the early 1970s.

Called "one of the 10 most influential Memphians of all time" by Mayor Jim Strickland, Finch was credited with helping to reunite the City when he played for then-Memphis State after graduating from Melrose High School in Orange Mound following the assassination of Dr. Martin Luther King Jr.



PENNY HARDAWAY HEAD COACH OVERALL RECORD

136-64 (7th Season)

RECORD AT MEMPHIS

136-64 (7th Season)

POSTSEASON APPS.

2 - NCAA, 2 - NIT




HARDAWAY YEAR-BY-YEAR RECORD

Season	W-L	Notes
2024-25 Memphis	7-2	
2023-24 Memphis	19-10	(suspended 1st 3)
2022-23 Memphis	26-9	NCAA 1st Round
2021-22 Memphis	22-11	NCAA 2nd Round
2020-21 Memphis	20-8	NIT Champions
2019-20 Memphis	20-10*	COVID-19 season
2018-19 Memphis	22-14	NIT 2nd Round

HARDAWAY: THE TIMELINE

A former prep standout at Treadwell High, he averaged 36.6 points and 10.1 rebounds as



a senior in 1990 and was named *Parade Magazine* National High School Player of the Year.

A two-time All-American and two-time Great Midwest Conference Player of the Year, Hardaway averaged 22.8 points, 8.5 rebounds, 6.4 assists and 2.4 steals in 1992-93.



Hardaway remains the only Memphis player to have two career triple-doubles and his 1,319 points (in only two seasons) rank 17th on the school's career scoring list. The 729 points he scored during the 1992-93 season are the most by a junior in Tigers history.

In his two seasons, Hardaway led the team to a 43-23 record – including eight wins over nationally ranked schools -- and directed the Tigers to two NCAA Tournament appearances, including an Elite Eight trip in 1992.

After his junior year, Hardaway declared for the NBA Draft and began a 14-year pro career with the Orlando Magic (1993-99), the Phoenix Suns (1999-2004), the New York Knicks (2004-06) and the Miami Heat (2007).

The No. 3 pick in the 1993 NBA Draft, Hardaway quickly rose to stardom with the Magic. He averaged 16.6 points, 6.6 assists and 5.4 rebounds in his first season and was named to the NBA All-Rookie Team.



During the 1994-95 season, he averaged 20.9 points and 7.2 assists, started the NBA All-Star Game and was named to the All-NBA First Team, while leading Orlando to the NBA Finals against the Houston Rockets. Hardaway averaged 25.5 points and eight assists in the series.



After the 1995-96 season, he played on the U.S. Olympic basketball team that won a gold medal in Atlanta, Ga.


Hardaway had a successful run at East High School, which won state titles in 2016, 2017 and 2018. With Hardaway as head coach, the Mustangs defeated Whitehaven High for the 2018 Class AAA championship.



Hardaway returned to his alma mater and becomes the school's 19th head coach and the third former Tiger player to hold the position.

Hardaway was inked to a six-year, \$16.5 million extension on Oct. 12, 2022, which takes him through April 15, 2028.

MEMPHIS & THE ASSOCIATION



The Memphis Tigers have had significant success in the Draft in recent seasons. After **James Wiseman (PK2)** and **Precious Achiuwa (PK15)** were selected in the first round in the 2020 NBA Draft, **Jalen Duren (PK13)** followed suit in the 2022 Draft.

- Duren was the 16th Tiger selected in the first round and the 53rd Tiger selected overall, while Josh Minott was taken No. 45 in the second round.
- Besides 2020, the last and only other time Memphis had two NBA first rounders was in 2006 (Rodney Carney, No. 16 to Chicago; Shawne Williams, No. 17 to Indiana).
- Memphis, Kentucky, and North Carolina are the only schools to have players selected each of Nos. 1-7 in NBA Draft history.
- After coaching Wiseman, Tigers head coach **Penny Hardaway** is the only NCAA head coach to have been picked in the top three of the NBA Draft and have been the college head coach of a player taken in the top three.

Penny Hardaway • 14 seasons

- Orlando, Phoenix, N.Y. Knicks, Miami
- Four-time NBA All-Star
- Two-time All-NBA first team
- NBA All-Rookie Team (1994)
- Helped lead the Magic to the NBA Finals in his sophomore season in 1995, ultimately losing to the Houston Rockets
- Career scoring average of 15.2 points per game

FEDEXFORUM THE HOME OF THE TIGERS

The 2024-25 season marks the 21st for the Tigers in their home arena, FedExForum, which officially opened in September 2004. Located just a few feet off Beale Street on historic Highway 61, FedExForum rises to extend the heart of the Memphis entertainment district.

Memphis plays its home contests in the 18,400-seat arena, which served as host for 2019 American Athletic Conference Championship. It also will be the site for the 2024 NCAA Tournament First and Second Rounds. Since it opened in 2004, FedExForum has hosted six Conference USA Tournaments, three NCAA Men's South Regionals (2009, 2014, 2017), two American Athletic Conference Tournaments (2014, 2019) and one NCAA Women's South Regional (2010).

At 135 feet high, FedExForum provides a backdrop for historic Beale Street. The 805,850 square-foot arena, covering 13.8 acres, features five levels as well as state-of-the-art locker rooms and facilities for sports teams, as well as an exceptional dining and entertainment experiences for its patrons.

Capacity: 18,400

Open House: Sept. 6, 2004

First Event: Usher concert, Sept. 17, 2004

First Memphis Tiger event: Midnight Madness, Oct. 15, 2004

First Memphis exhibition game: vs. Christian Brothers, Nov. 6, 2004 (81-70, W)

First Memphis regular season game: vs. Savannah State, Coaches vs. Cancer, Nov. 11, 2004 (102-40, W)

Memphis record at FedExForum: 316-56 (.849 winning percentage)



LAURIE-WALTON FAMILY BASKETBALL CENTER OPENED NOV. 17, 2017

Memphis men's basketball moved into its new practice facility, the Laurie-Walton Family Basketball Center, Nov. 17, 2017. It is a comprehensive, 62,000-square-foot training facility on the University's Park Avenue Campus.

This stand-alone facility encompasses offices, locker rooms, 3,250-square-foot weight room, training facilities, two NCAA regulation courts, as well as spaces for student-athletes to study, train, eat and develop.



In addition, the history of Memphis basketball is showcased via a large atrium in the grand lobby known as Traditions Hall, a 7,300-square-foot area that will double as a museum designed to be an interactive celebration of Tigers basketball for the general public.

The new practice facilities, part of the University's "Time to Shine" capital campaign, represent a major commitment from the University and Memphis community to compete at the highest level.



TIGERS ON THE WEB

For game notes, rosters, statistics and other information on Memphis Tigers basketball, go to the University of Memphis athletics website at www.GoTigersGo.com.

TIGERS ON THE RADIO

All Memphis basketball games are broadcast on the Tigers' network flagship station, 98.9 THE ROAR OF MEMPHIS. Dave Woloshin calls the play-by-play, while Matt Dillon serves as the color analyst. Dillon and Jeff Brightwell host the pre- and postgame shows.

98.9 THE ROAR OF MEMPHIS also broadcasts **Penny Hardaway's** weekly radio show, which originates from Brookhaven Pub in Memphis and also airs on Facebook Live. Brightwell serves as host of the weekly call-in show. The Hardaway radio weekly call-in show begins in December and is scheduled for most Mondays throughout the season.

PENNY HARDAWAY TELEVISION SHOW

Head coach **Penny Hardaway's** weekly television coach's show is televised every Sunday night at 10:30 p.m. CT during the season by ActionNews 5 in Memphis. The show begins in late November. Dave Woloshin and Matt Infield serve as the show's hosts.

2024-25 UOFM GAME HIGHS

DATE	OPPONENT	SCORE	ATTENDANCE	POINTS	REBOUNDS	ASSISTS	OPP. HIGH PTS
11/4	MISSOURI	83-75	11,709	Haggerty (25)	Dainja (8)	Haggerty (5)	Robinson II (16)
11/9	@ UNLV	80-74	6,510	Haggerty (29)	Dainja (11)	Dainja (4)	Thomas Jr. (22)
11/15	OHIO	94-70	11,270	Haggerty (23)	Jourdain (8)	Hunter (6)	Sheldon (20)
11/21	San Francisco	68-64	--	Dainja (18)	Dainja, Jourdain, Haggerty (7)	Hunter (5)	Thomas (25)
11/25	#2/2 UConn (1)	99-97 OT	2,400	Hunter (26)		Haggerty (5)	Reed Jr. (22)
11/26	Michigan State (1)	71-63	2,400	Hunter (23)	Haggerty (9)	Haggerty (4)	Richardson (18)
11/27	#4 Auburn (1)	76-90	2,400	Haggerty (27)	Haggerty (9)	Hunter (5)	Broome (21)
12/4	LOUISIANA TECH	81-71	10,543	Haggerty (23)	Cisse (9)	Haggerty (6)	Green (18)
12/8	ARKANSAS STATE	72-85	10,983	Haggerty (29)	Dainja (12)	Hunter (3)	Joseph Pinion (22)

* American Athletic Conference game
(1) Maui Invitational (Lahaina, Hawai'i \ Lahaina Civic Center)
(2) AAC Championship (Dickies Arena; Fort Worth, Texas)

2024-25 GAME-BY-GAME COMPARISON

DATE	OPPONENT	FGM-A/%	3FG-A/%	FTM-A/%	OR-DR-TOT	PF	AST	TO	STL	BK	PTS
11/4	Memphis	26-58 / .448	8-20 / .400	23-29 / .793	13-24-37	24	16	16	8	3	83
	Missouri	26-57 / .456	7-24 / .292	16-25 / .640	10-20-30	24	16	14	11	2	75
11/9	Memphis	29-56 / .518	6-17 / .353	16-22 / .727	8-31-39	19	17	13	4	3	80
	@ UNLV	23-58 / .397	9-25 / .360	19-26 / .731	10-23-33	21	12	10	10	4	74
11/15	Memphis	32-57 / .561	13-18 / .722	17-22 / .773	6-29-35	12	19	14	13	6	94
	Ohio	24-65 / .369	12-31 / .387	10-11 / .909	10-22-32	13	15	16	7	6	70
11/21	Memphis	19-52 / .365	7-19 / .368	23-31 / .742	12-31-43	23	8	15	10	9	68
	@ San Francisco	20-61 / .328	6-28 / .214	18-27 / .667	18-28-46	25	8	15	9	6	64
11/25	Memphis	29-53 / .547	12-22 / .545	29-40 / .725	9-21-30	21	13	13	2	2	99
	#2 UConn (1)	32-65 / .492	14-30 / .467	19-24 / .792	14-19-33	29	22	10	3	3	97
11/26	Memphis	26-55 / .473	8-23 / .348	11-14 / .786	6-22-28	19	10	9	4	2	71
	RV Michigan State (1)	22-52 / .423	7-20 / .350	12-19 / .632	12-24-36	16	15	13	1	2	63
11/27	Memphis	28-56 / .500	6-9 / .667	14-19 / .737	8-18-26	17	7	11	3	0	76
	#4 Auburn (1)	34-60 / .567	8-24 / .333	14-17 / .824	11-21-32	17	23	9	6	5	90
12/4	Memphis	26-60 / .433	6-17 / .353	23-33 / .697	20-19-39	14	14	14	13	5	81
	Louisiana Tech	25-49 / .510	13-23 / .565	8-12 / .667	7-19-25	20	15	20	7	7	71
12/8	Memphis	21-59 / .356	7-22 / .318	23-34 / .676	17-23-40	21	9	20	9	3	72
	Arkansas State	26-71 / .366	12-36 / .333	21-27 / .778	16-28-44	25	16	17	8	4	85

* American Athletic Conference game
(1) Maui Invitational (Lahaina, Hawai'i \ Lahaina Civic Center)

DATE	OPPONENT	OFF TO	IN PAINT	SECOND CHANCE	FAST BREAK	BENCH	LARGEST LEAD	BEST RUN	GAME LEAD CHANGES	GAME TIES
11/4	Memphis Missouri	16	34	14	12	25	12 (2nd, 1:18)	11 (2nd, 9:52)	4	2
		24	36	7	26	32	14 (1st, 5:04)	6 (1st, 6:44)		
11/9	Memphis @ UNLV	12	36	11	10	5	6 (2nd, 1:12)	10 (1st, 1:01)	8	9
		18	24	9	4	12	12 (1st, 4:17)	7 (1st, 11:44)		
11/15	Memphis Ohio	29	34	12	13	19	27 (2nd, 0:28)	10 (2nd, 2:41)	1	0
		21	22	13	3	24	2 (1st, 19:15)	7 (2nd, 13:26)		
11/21	Memphis @ San Francisco	18	24	7	18	26	7 (2nd, 10:40)	10 (2nd, 16:27)	5	5
		18	28	12	8	17	9 (1st, 16:41)	8 (1st, 17:57)		
11/25	Memphis #2/2 UConn (1)	12	24	6	17	23	13 (2nd, 6:06)	9 (2nd, 8:17)	7	14
		19	36	17	7	50	5 (1st, 5:16)	8 (2nd, 1:55)		
11/26	Memphis #RV Michigan State (1)	22	32	8	11	11	15 (2nd, 10:50)	11 (2nd, 10:50)	4	4
		10	22	6	5	26	3 (1st, 15:33)	7 (1st, 16:43)		
11/27	Memphis #4 Auburn	14	36	14	8	17	-- ()	6 (2nd, 1:11)	0	0
		20	44	18	2	24	22 (2nd, 7:11)	9 (1st, 17:50)		
12/4	Memphis Louisiana Tech	31	34	21	15	11	12 (2nd, 0:05)	9 (2nd, 3:53)	6	3
		12	20	8	11	23	3 (1st, 1:01)	10 (2nd, 7:08)		
12/8	Memphis Missouri	24	22	15	21	21	1 (1st, 17:15)	10 (2nd, 14:30)	2	1
		17	28	17	12	29	18 (1st, 4:40)	11 (1st, 11:06)		

* American Athletic Conference game

(1) Maui Invitational (Lahaina, Hawai'i \ Lahaina Civic Center)

2024-25 GAME-BY-GAME STARTING LINEUPS

DATE	OPPONENT	G	G	G	F	C/F	RECORD^
11/4	MISSOURI	Hunter	Haggerty	Rogers	Jourdain	Dainja	1-0 (1)
11/9	@ UNLV	Hunter	Haggerty	Rogers	Jourdain	Dainja	2-0
11/15	OHIO	Hunter	Haggerty	Rogers	Jourdain	Dainja	3-0
11/21	@ San Francisco	Hunter	Haggerty	Rogers	Jourdain	Cisse	1-0 (2)
11/25	vs. #2/2 UConn (1)	Hunter	Haggerty	Rogers	Jourdain	Cisse	2-0
11/26	vs. #RV Michigan State (1)	Hunter	Haggerty	Rogers	Jourdain	Cisse	3-0
11/27	vs. #4 Auburn (1)	Hunter	Haggerty	Rogers	Jourdain	Cisse	3-1
12/4	LOUISIANA TECH	Hunter	Haggerty	Rogers	Jourdain	Cisse	4-1
12/8	ARKANSAS STATE	Hunter	Haggerty	Rogers	Jourdain	Cisse	4-2

^ denotes running count of Memphis' record with listed lineup
() number of different lineups

* American Athletic Conference game
(1) Maui Invitational (Lahaina, Hawai'i \ Lahaina Civic Center)

2024-25 GAME-BY-GAME HIGHLIGHTS**NOV. 4, 2024 | MEMPHIS 83, MISSOURI 75 | MEMPHIS, TENN.**

- Memphis opened its season with an 83-75, come-from-behind win over Missouri to extend its winning streak to 22 in home openers.
- The Tigers trailed by 14 at one point, and by 10 at the half but rallied to outscore Mizzou 51-33 in the second half behind 57.7-percent shooting (15-of-26).
- PJ Haggerty scored a game-high 25 points – including 22 in the second half to lead the comeback. He went 10-of-11 from the charity stripe and added six boards and five assists.
- Three more Tigers chipped in double-digit scoring efforts - Tyrese Hunter (14 points, 4 rebounds, 2 assists), Moussa Cisse (14 points, 7 rebounds, 2 blocks) and Colby Rogers (10 points).
- Memphis trailed 55-47 with just over 12 minutes remaining, but Hardaway's crew used an 11-0 run over the span of 2:28 to retake the lead for good after a fastbreak layup and three ball from Hunter on back-to-back possessions.
- Haggerty scored 13 points in the final 10 minutes and Cisse sank five free throws to ice the victory.

NOV. 9, 2024 | MEMPHIS 80, UNLV 74 | LAS VEGAS, NEV.

- The Tigers notched their second come from behind win of the season after taking the 80-74 win over the Rebels after being down by as much as 12 in the first half.
- PJ Haggerty led the team in scoring for the second straight game with 29 points, 16 coming in the second half, after shooting 10-18 from the field and 9-12 from the charity stripe.
- Nicholas Jourdain and Colby Rogers also reached double figures, chipping in 12 and 16 points, respectively.
- Memphis shot .714 percent from the field in the second half, including 5-8 from long range, to stage the comeback.

NOV. 15, 2024 | MEMPHIS 94, OHIO 70 | MEMPHIS, TENN.

- Memphis collected its third consecutive win of the season after its third 50+ point second half over Ohio inside FedExForum.
- Haggerty led the team with 23 points, pouring in 17 in the opening half to put the Tigers up by as much as 14 before the break.
- Hunter came up big for Memphis in the second half with 16 of his 21 points coming in the final 20 minutes of the game.
- The team set a new program record in three-point field goal percentage after shooting lights out from long range at 72.2%.

NOV. 21, 2024 | MEMPHIS 68, SAN FRANCISCO 64 | SAN FRANCISCO, CALIF.

- For the second consecutive season, Memphis moves to 4-0 to start the season.
- Dain Dainja had a breakout game for the Tigers, leading the team with 18 points, seven rebounds and three blocks
- After trailing by as much as nine, Memphis made another second half comeback, scoring 46 points to take the four point victory inside Chase Center

NOV. 25, 2024 | MEMPHIS 99, #2/2 UCONN 97 OT | MAUI, HAWAII

- Memphis stunned the world after taking a 99-97 OT victory over No. 2 UConn in the opening round of the Maui Invitational.
- Tyrese Hunter led all scorers with 26 points after going 7-10 from beyond the arc with Haggerty (22), Rogers (19) and Dainja (14) all adding in double figure scoring.
- The win marks the highest ranking win for the program since defeating #1/1 Houston in the AAC Championship in 2023.
- It also snaps a nation-leading 17-game winning streak the Huskies had been riding since February this year.

NOV. 26, 2024 | MEMPHIS 71, #RV MICHIGAN STATE 63 | MAUI, HAWAII

- For the first time since 2019 (Dayton) a non-P4 team is moving on the the Maui Invitational Championship game after Memphis' 71-63 win over Michigan State.
- The Tigers campitalized on the Spartans turnovers scoring 22 points off of MSU's 13 turnovers.
- Hunter had another monster game going 7-15 from the field and 5-10 from downtown - bringing his tournament total to 12 three-pointers.
- Jared Harris scored his first collegiate bucket on a breakaway dunk midway through the first half.

NOV. 27, 2024 | MEMPHIS 76, #4 AUBURN 90 | MAUI, HAWAII

- Memphis was the first non-P4 team to compete in the Maui Invitational Championship Game since Dayton in 2019.
- Haggerty went off for 27 points and nine rebounds while going 11-20 from the field. Colby Rogers (15), Dain Dainja (15) and Tyrese Hunter (11) all also hit double figure scoring.
- The Tigers outscored Auburn 45-43 in the second half of play.

DEC. 4, 2024 | MEMPHIS 81, LOUISIANA TECH 71 | MEMPHIS, TENN.

- PJ Haggerty and Tyrese Hunter combined for 43 points while Colby Rogers added in 13 points.
- The Tigers are off to their best start since the 2010-11 season with their 7-1 record.
- Haggerty went a perfect 12-12 from the charity stripe in route to his sixth 20+ point game of the season.

DEC. 8, 2024 | ARKANAS STATE 85, MEMPHIS 72 | MEMPHIS, TENN.

- PJ Haggerty and Tyrese Hunter combined for 43 points while Colby Rogers added in 13 points.
- The Tigers are off to their best start since the 2010-11 season with their 7-1 record.

2024-25 HIGH-LOWS

Memphis - Game Highs

POINTS	99		vs UConn (N) (11/25/2024)
	94		Ohio (11/15/2024)
	83		Missouri (11/04/2024)
	81		Louisiana Tech (12/04/2024)
	80		at UNLV (11/09/2024)
FIELD GOALS MADE	32		Ohio (11/15/2024)
	29		vs UConn (N) (11/25/2024)
	29		at UNLV (11/09/2024)
FIELD GOAL ATTEMPTS	60		Louisiana Tech (12/04/2024)
	59		Arkansas St. (12/08/2024)
FIELD GOAL PERCENTAGE	.561	(32-57)	Ohio (11/15/2024)
	.547	(29-53)	vs UConn (N) (11/25/2024)
3 PT FG MADE	13		Ohio (11/15/2024)
	12		vs UConn (N) (11/25/2024)
3 PT FG ATTEMPTS	23		vs Michigan St. (N) (11/26/2024)
	22		Arkansas St. (12/08/2024)
	22		vs UConn (N) (11/25/2024)
3 PT FG PERCENTAGE	.722	(13-18)	Ohio (11/15/2024)
	.667	(6-9)	vs Auburn (N) (11/27/2024)
FREE THROWS MADE	29		vs UConn (N) (11/25/2024)
	23		Arkansas St. (12/08/2024)
	23		Louisiana Tech (12/04/2024)
	23		vs San Francisco (N) (11/21/2024)
	23		Missouri (11/04/2024)
FREE THROW ATTEMPTS	40		vs UConn (N) (11/25/2024)
	34		Arkansas St. (12/08/2024)
FREE THROW PERCENTAGE	.786	(11-14)	vs Michigan St. (N) (11/26/2024)
	.773	(17-22)	Ohio (11/15/2024)
REBOUNDS	43		vs San Francisco (N) (11/21/2024)
	40		Arkansas St. (12/08/2024)
ASSISTS	19		Ohio (11/15/2024)
	17		at UNLV (11/09/2024)
STEALS	13		Louisiana Tech (12/04/2024)
	13		Ohio (11/15/2024)
BLOCKED SHOTS	9		vs San Francisco (N) (11/21/2024)
	6		Ohio (11/15/2024)
TURNOVERS	20		Arkansas St. (12/08/2024)
	16		Missouri (11/04/2024)
FOULS	24		vs San Francisco (N) (11/21/2024)
	24		Missouri (11/04/2024)

2024-25 HIGH-LOWS

Opponent - Game Highs

POINTS	97		vs UConn (N) (11/25/2024)
	90		vs Auburn (N) (11/27/2024)
	85		Arkansas St. (12/08/2024)
	75		Missouri (11/04/2024)
	74		at UNLV (11/09/2024)
FIELD GOALS MADE	34		vs Auburn (N) (11/27/2024)
	32		vs UConn (N) (11/25/2024)
FIELD GOAL ATTEMPTS	71		Arkansas St. (12/08/2024)
	65		vs UConn (N) (11/25/2024)
	65		Ohio (11/15/2024)
FIELD GOAL PERCENTAGE	.567	(34-60)	vs Auburn (N) (11/27/2024)
	.510	(25-49)	Louisiana Tech (12/04/2024)
3 PT FG MADE	14		vs UConn (N) (11/25/2024)
	13		Louisiana Tech (12/04/2024)
3 PT FG ATTEMPTS	36		Arkansas St. (12/08/2024)
	31		Ohio (11/15/2024)
3 PT FG PERCENTAGE	.565	(13-23)	Louisiana Tech (12/04/2024)
	.467	(14-30)	vs UConn (N) (11/25/2024)
FREE THROWS MADE	21		Arkansas St. (12/08/2024)
	19		vs UConn (N) (11/25/2024)
	19		at UNLV (11/09/2024)
FREE THROW ATTEMPTS	27		Arkansas St. (12/08/2024)
	27		vs San Francisco (N) (11/21/2024)
FREE THROW PERCENTAGE	.909	(10-11)	Ohio (11/15/2024)
	.824	(14-17)	vs Auburn (N) (11/27/2024)
REBOUNDS	46		vs San Francisco (N) (11/21/2024)
	44		Arkansas St. (12/08/2024)
ASSISTS	23		vs Auburn (N) (11/27/2024)
	22		vs UConn (N) (11/25/2024)
STEALS	11		Missouri (11/04/2024)
	10		at UNLV (11/09/2024)
BLOCKED SHOTS	7		Louisiana Tech (12/04/2024)
	6		vs San Francisco (N) (11/21/2024)
	6		Ohio (11/15/2024)
TURNOVERS	20		Louisiana Tech (12/04/2024)
	17		Arkansas St. (12/08/2024)
FOULS	31		vs UConn (N) (11/25/2024)
	25		Arkansas St. (12/08/2024)
	25		vs San Francisco (N) (11/21/2024)

2024-25 HIGH-LOWS

Memphis - Game Lows

POINTS	68		vs San Francisco (N) (11/21/2024)
	71		vs Michigan St. (N) (11/26/2024)
	72		Arkansas St. (12/08/2024)
	76		vs Auburn (N) (11/27/2024)
	80		at UNLV (11/09/2024)
FIELD GOALS MADE	19		vs San Francisco (N) (11/21/2024)
	21		Arkansas St. (12/08/2024)
FIELD GOAL ATTEMPTS	52		vs San Francisco (N) (11/21/2024)
	53		vs UConn (N) (11/25/2024)
FIELD GOAL PERCENTAGE	.356	(21-59)	Arkansas St. (12/08/2024)
	.365	(19-52)	vs San Francisco (N) (11/21/2024)
3 PT FG MADE	6		Louisiana Tech (12/04/2024)
	6		vs Auburn (N) (11/27/2024)
	6		at UNLV (11/09/2024)
3 PT FG ATTEMPTS	9		vs Auburn (N) (11/27/2024)
	17		Louisiana Tech (12/04/2024)
	17		at UNLV (11/09/2024)
3 PT FG PERCENTAGE	.318	(7-22)	Arkansas St. (12/08/2024)
	.348	(8-23)	vs Michigan St. (N) (11/26/2024)
FREE THROWS MADE	11		vs Michigan St. (N) (11/26/2024)
	14		vs Auburn (N) (11/27/2024)
FREE THROW ATTEMPTS	14		vs Michigan St. (N) (11/26/2024)
	19		vs Auburn (N) (11/27/2024)
FREE THROW PERCENTAGE	.676	(23-34)	Arkansas St. (12/08/2024)
	.697	(23-33)	Louisiana Tech (12/04/2024)
REBOUNDS	26		vs Auburn (N) (11/27/2024)
	28		vs Michigan St. (N) (11/26/2024)
ASSISTS	7		vs Auburn (N) (11/27/2024)
	8		vs San Francisco (N) (11/21/2024)
STEALS	2		vs UConn (N) (11/25/2024)
	3		vs Auburn (N) (11/27/2024)
BLOCKED SHOTS	0		vs Auburn (N) (11/27/2024)
	2		vs Michigan St. (N) (11/26/2024)
	2		vs UConn (N) (11/25/2024)
TURNOVERS	9		vs Michigan St. (N) (11/26/2024)
	11		vs Auburn (N) (11/27/2024)
FOULS	12		Ohio (11/15/2024)
	14		Louisiana Tech (12/04/2024)

2024-25 HIGH-LOWS

Opponent - Game Lows

POINTS	63	vs Michigan St. (N) (11/26/2024)
	64	vs San Francisco (N) (11/21/2024)
	70	Ohio (11/15/2024)
	71	Louisiana Tech (12/04/2024)
	74	at UNLV (11/09/2024)
FIELD GOALS MADE	20	vs San Francisco (N) (11/21/2024)
	22	vs Michigan St. (N) (11/26/2024)
FIELD GOAL ATTEMPTS	49	Louisiana Tech (12/04/2024)
	52	vs Michigan St. (N) (11/26/2024)
FIELD GOAL PERCENTAGE	.328 (20-61)	vs San Francisco (N) (11/21/2024)
	.366 (26-71)	Arkansas St. (12/08/2024)
3 PT FG MADE	6	vs San Francisco (N) (11/21/2024)
	7	vs Michigan St. (N) (11/26/2024)
	7	Missouri (11/04/2024)
3 PT FG ATTEMPTS	20	vs Michigan St. (N) (11/26/2024)
	23	Louisiana Tech (12/04/2024)
3 PT FG PERCENTAGE	.214 (6-28)	vs San Francisco (N) (11/21/2024)
	.292 (7-24)	Missouri (11/04/2024)
FREE THROWS MADE	8	Louisiana Tech (12/04/2024)
	10	Ohio (11/15/2024)
FREE THROW ATTEMPTS	11	Ohio (11/15/2024)
	12	Louisiana Tech (12/04/2024)
FREE THROW PERCENTAGE	.632 (12-19)	vs Michigan St. (N) (11/26/2024)
	.640 (16-25)	Missouri (11/04/2024)
REBOUNDS	26	Louisiana Tech (12/04/2024)
	30	Missouri (11/04/2024)
ASSISTS	8	vs San Francisco (N) (11/21/2024)
	12	at UNLV (11/09/2024)
STEALS	1	vs Michigan St. (N) (11/26/2024)
	3	vs UConn (N) (11/25/2024)
BLOCKED SHOTS	2	vs Michigan St. (N) (11/26/2024)
	2	Missouri (11/04/2024)
TURNOVERS	9	vs Auburn (N) (11/27/2024)
	10	vs UConn (N) (11/25/2024)
	10	at UNLV (11/09/2024)
FOULS	13	Ohio (11/15/2024)
	16	vs Michigan St. (N) (11/26/2024)

2024-25 BOX SCORES

GM 1: NOV. 4, 2024 | MEMPHIS 83, MISSOURI 75

NCAA

Official Basketball Box Score - Final

Missouri at Memphis

11/04/24 FedExForum, Memphis

2024-25 Men's Basketball

Game Time: 7:00 PM

Game Duration: 2:22

Attendance: 11,709

Officials: Pat Adams, Will Howard, Lucas Santos

Missouri - 75

Record: 0-1

NO. Name	Min	FG M-A	3P M-A	FT M-A	Rebounds OR DR TOT	Fouls PF FD	TP	AS	TO	ST	Blocks BS BA	+/-
25 Mark Mitchell	F 28:22	2-6	0-1	4-8	3 4 7	2 5 8	2	4	2	0	0	-9
33 Josh Gray	C 21:40	1-4	0-0	0-0	0 6 6	4 0 2	1	1	1	1	1	2
0 Anthony Robinson II	G 27:11	4-5	1-1	7-9	1 3 4	4 10 16	7	1	3	0	1	-4
2 Tamar Bates	G 31:20	5-10	3-7	0-0	1 2 3	1 2 13	3	0	2	0	0	-19
31 Caleb Grill	G 27:56	2-7	0-4	0-1	1 0 1	4 2 4	2	5	1	0	0	-5
12 Tony Perkins	21:10	2-7	0-2	2-3	0 2 2	4 2 6	1	1	1	1	1	-7
23 Aidan Shaw	17:25	4-4	1-1	2-2	1 1 2	3 2 11	0	1	0	0	0	7
11 Trent Pierce	14:04	5-10	2-6	1-2	1 0 1	0 1 13	0	0	0	0	0	5
1 Marques Warrick	06:14	1-3	0-1	0-0	0 0 0	0 0 2	0	0	0	1	0	-6
21 Peyton Marshall	02:58	0-0	0-0	0-0	0 0 0	1 0 0	0	0	0	0	0	-3
35 Jacob Crews	01:39	0-1	0-1	0-0	0 0 1	1 0 0	0	0	1	0	0	-1
Team					2 1 3		0	0	0			
Totals		26-57	7-24	16-25	10 20 30	24 24 75	16	14	11	2	3	-8

Technical Fouls: Robinson II 1st 6:42

Memphis - 83

Record: 1-0

NO. Name	Min	FG M-A	3P M-A	FT M-A	Rebounds OR DR TOT	Fouls PF FD	TP	AS	TO	ST	Blocks BS BA	+/-	
2 Nicholas Jourdain	F 21:20	1-4	0-1	1-2	1 4 5	5 2 3	2	2	2	1	1	0	10
42 Dain Dainja	F 25:24	2-4	0-0	2-2	1 7 8	2 1 6	2	2	2	1	0	0	2
3 Colby Rogers	G 30:26	4-7	2-5	0-0	1 0 1	5 1 10	2	0	1	0	0	6	
4 PJ Haggerty	G 38:40	7-16	1-3	10-11	3 3 6	2 5 25	5	5	1	0	0	9	
11 Tyrese Hunter	G 34:09	4-11	2-4	4-4	1 3 4	2 3 14	3	4	2	0	1	7	
6 Baraka Okojie	17:25	1-2	0-1	0-0	1 3 4	5 2 2	1	0	0	0	0	8	
32 Moussa Cisse	18:58	4-7	0-0	6-11	3 4 7	2 8 14	1	2	1	2	1	1	
7 PJ Carter	10:44	3-6	3-6	0-0	0 0 0	1 1 9	0	1	1	0	0	-2	
1 Jared Harris	02:54	0-0	0-0	0-0	0 0 0	1 0 0	0	0	0	0	0	-1	
Team					2 0 2		0	0	0				
Totals		26-57	8-20	23-30	13 24 37	24 23 83	16	16	8	3	2	8	


Technical Fouls: NONE

	MIZ	MEM
Biggest lead	14 (1 st 5:04)	12 (2 nd 1:18)
Best Scoring Run	6 (1 st 6:44)	11 (2 nd 9:52)
Lead Changes	4	
Times Tied	2	
Time with Lead	24:15	12:13

Points from	MIZ	MEM
Turnovers	24	16
Paint	36	34
Second Chance	7	14
Fast Breaks	26	12
Bench	32	25

Period by Period Scoring			
	1st	2nd	TOT
MIZ	42	33	75
MEM	32	51	83

GM 2: NOV. 9, 2024 | MEMPHIS 80, UNLV 74



Official Basketball Box Score - Final

Memphis at UNLV

11/09/24 Thomas & Mack Center, Las Vegas

2024-25 Men's Basketball

Game Time: 3:00 PM

Game Duration: 2:03

Attendance: 6,510

Officials: Paul Szelc, Keith Kimble, Mike Littlewood

Memphis - 80

Record: 2-0

NO. Name	Min	FG M-A	3P M-A	FT M-A	Rebounds OR DR TOT	Fouls PF FD	TP	AS	TO	ST	Blocks BS BA	+/-
2 Nicholas Jourdain	F 25:15	5-5	1-1	1-2	1 2 3	4 2 12	3	0	2	2	0	7
42 Dain Dainja	F 32:14	3-5	0-0	3-4	2 9 11	2 3 9	4	3	0	1	1	8
3 Colby Rogers	G 36:03	6-14	2-6	2-2	1 6 7	2 1 16	2	0	0	1	1	8
4 PJ Haggerty	G 35:46	10-18	0-3	9-12	1 2 3	3 7 29	3	2	1	0	0	7
11 Tyrese Hunter	G 34:44	3-8	2-4	1-2	1 4 5	1 5 9	3	3	0	0	1	9
6 Baraka Okojie	07:52	1-1	1-1	0-0	0 1 1	2 1 3	1	1	0	0	0	-3
32 Moussa Cisse	11:16	1-3	0-0	0-0	1 2 3	4 0 2	0	0	0	0	1	-4
7 PJ Carter	12:01	0-2	0-2	0-0	1 3 4	1 1 0	1	2	1	0	0	-8
1 Jared Harris	04:49	0-0	0-0	0-0	0 0 0	0 1 0	0	0	0	0	0	6
Team					0 2 2							
Totals		29-56	6-17	16-22	8 31 39	19 21 80	17	13	4	3	4	6

Technical Fouls: NONE

UNLV - 74

Record: 1-1

NO. Name	Min	FG M-A	3P M-A	FT M-A	Rebounds OR DR TOT	Fouls PF FD	TP	AS	TO	ST	Blocks BS BA	+/-
1 Jalen Hill	F 33:29	3-10	2-4	6-7	1 4 5	1 4 14	5	0	4	0	1	-8
45 Jeremiah "Bear" Cherry	F 23:53	4-4	0-0	1-2	2 5 7	3 1 9	0	1	0	2	0	-4
10 Jaden Henley	G 22:04	2-8	1-5	2-2	0 3 3	1 1 7	0	1	0	1	1	-3
11 Dedan Thomas Jr.	G 32:22	6-13	2-3	8-11	0 0 0	1 8 22	0	3	1	0	1	0
14 Jalen Bedford	G 20:19	4-10	2-5	0-0	0 2 2	3 2 10	0	3	1	0	0	-13
5 Rob Whaley Jr.	08:34	1-1	0-0	1-2	1 0 1	2 2 3	0	1	1	0	0	0
12 Jacob Bannarbie	06:38	1-2	0-1	1-2	1 1 2	2 1 3	0	0	0	0	0	2
20 Julian Rishwain	23:18	2-4	2-4	0-0	2 4 6	3 0 6	3	0	1	0	0	-6
13 Brooklyn Hicks	14:34	0-4	0-2	0-0	1 0 1	2 0 0	0	3	0	2	0	0
22 Pape N'Diaye	07:12	0-1	0-1	0-0	1 1 2	3 0 0	0	1	1	0	1	-1
15 Jace Whiting	07:38	0-1	0-0	0-0	0 0 0	0 0 0	0	1	0	0	0	-6
Team					1 3 4							
Totals		23-58	9-25	19-26	10 23 33	21 19 74	12	10	10	4	3	-6

Technical Fouls: NONE

	MEM	UNLV
Biggest lead	6 (2 nd 1:12)	12 (1 st 4:17)
Best Scoring Run	10 (1 st 1:01)	7 (1 st 11:44)
Lead Changes	8	
Times Tied	9	
Time with Lead	08:29	25:24

Points from	MEM	UNLV
Turnovers	12	18
Paint	36	24
Second Chance	11	9
Fast Breaks	10	4
Bench	5	12

Period by Period Scoring			
	1st	2nd	TOT
MEM	30	50	80
UNLV	34	40	74

GM 3: NOV. 15, 2024 | MEMPHIS 94, OHIO 70

NCAA

Official Basketball Box Score - Final

Ohio at Memphis

11/15/24 FedExForum, Memphis, Tenn.

2024-25 Men's Basketball

Game Time: 7:00 PM
Game Duration: 1:56
Attendance: 11,270

Officials: Todd Austin, Courtney Green, Vladimir Voyard-Tadal

Ohio - 70

Record: 1-3

NO. Name	Min	FG M-A	3P M-A	FT M-A	Rebounds OR DR TOT	Fouls PF FD	TP	AS	TO	ST	Blocks BS BA	+/-
10 Aidan Hadaway	F 28:54	2-8	1-3	0-0	1 3 4	3 0 5	2	1	4	2	2	-24
23 AJ Clayton	F 29:10	3-10	0-6	1-1	1 5 6	3 2 7	1	1	1	4	0	-20
1 Elmore James	G 22:44	4-9	3-4	0-0	1 1 2	1 0 11	1	3	0	0	1	-10
3 AJ Brown	G 31:09	5-12	2-6	7-7	1 2 3	1 6 19	0	4	2	0	1	-29
13 Jackson Paveletzke	G 31:12	2-10	0-1	0-0	3 4 7	1 1 4	5	3	0	0	1	-33
0 Ajay Sheldon	26:07	6-10	6-10	2-3	0 0 0	1 2 20	1	1	0	0	0	-9
35 Vic Searls	19:16	2-4	0-0	0-0	2 4 6	3 1 4	4	3	0	0	1	-4
12 Elijah Elliott	08:48	0-1	0-0	0-0	0 1 1	0 0 0	1	0	0	0	0	9
5 Ayden Evans	02:40	0-1	0-1	0-0	0 0 0	0 0 0	0	0	0	0	0	0
Team					1 2 3		0	0				
Totals		24-65	12-31	10-11	10 22 32	13 12	15	16	7	6	6	-24

Technical Fouls: NONE

Memphis - 94

Record: 3-0

NO. Name	Min	FG M-A	3P M-A	FT M-A	Rebounds OR DR TOT	Fouls PF FD	TP	AS	TO	ST	Blocks BS BA	+/-
2 Nicholas Jourdain	F 27:31	5-6	2-2	3-4	1 7 8	2 3 15	2	0	3	2	0	24
42 Dain Dainja	F 24:16	3-7	0-0	1-4	1 1 2	1 2 7	3	1	0	1	3	13
3 Colby Rogers	G 26:40	4-9	1-3	0-0	1 1 2	1 3 0	9	3	1	2	1	0
4 PJ Haggerty	G 32:32	7-10	4-5	5-5	1 6 7	1 3 23	2	6	2	0	1	29
11 Tyrese Hunter	G 34:24	7-13	4-5	3-3	0 5 5	0 1 21	6	2	4	1	1	22
6 Baraka Okojie	15:59	1-3	0-0	0-0	0 1 1	0 1 2	2	1	1	0	1	4
32 Moussa Cisse	20:00	2-3	0-0	5-6	1 4 5	1 3 9	1	1	0	1	0	11
7 PJ Carter	13:18	1-3	1-2	0-0	0 0 0	2 0 3	0	0	1	0	0	-6
0 Demarian Yates	02:40	2-2	1-1	0-0	0 2 2	1 0 5	0	0	0	0	0	0
1 Jared Harris	02:40	0-1	0-0	0-0	0 0 0	1 0 0	0	0	0	0	0	0
Team					2 2 4		0	0				
Totals		32-57	13-18	17-22	6 29 35	12 13 94	19	14	13	6	6	24

Technical Fouls: NONE

	OHU	MEM
Biggest lead	2 (1 st 19:15)	27 (2 nd 0:28)
Best Scoring Run	7 (2 nd 13:26)	10 (2 nd 2:41)
Lead Changes	1	
Times Tied	0	
Time with Lead	01:41	37:34

Points from	OHU	MEM
Turnovers	21	29
Paint	22	34
Second Chance	13	12
Fast Breaks	3	13
Bench	24	19

Period by Period Scoring			
	1st	2nd	TOT
OHU	38	32	70
MEM	43	51	94

2024-25 MEMPHIS TIGER BASKETBALL

21

2024-25 BOX SCORES

GM 5: NOV. 25, 2024 | MEMPHIS 99, #2 UCONN 97 OT

NCAA

Official Basketball Box Score - Final

Memphis at UConn

11/25/24 Lahaina Civic Center, Lahaina, HI

2024 Maui Invitational presented by Novavax

Game Time: 2:30 PM

Game Duration: 2:41

Attendance: 2,400

Memphis - 99

Record: 5-0

NO. Name	Min	FG M-A	3P M-A	FT M-A	Rebounds OR DR TOT	Fouls PF FO	TP	AS	TO	ST	Blocks BS BA	+/-	Shooting By Period	
2 Nicholas Jourdain	F 23:33	2-2	0-0	0-0	1 3 4	5 0	4	1	2	0	0	14	1 st FG% 13-23 56.5%	3PT% 5-10 50.0%
32 Moussa Cisse	C 28:20	1-2	0-0	3-6	4 4 8	2 5	5	2	0	0	2	0	FT% 9-14 64.3%	
3 Colby Rogers	G 39:27	5-9	3-6	6-9	1 1 2	2 4	19	1	1	0	0	0	2 nd FG% 12-24 50.0%	
4 PJ Haggerty	G 36:45	5-14	1-4	11-14	0 3 3	5 11	22	5	3	1	0	0	3PT% 5-10 50.0%	
11 Tyrese Hunter	G 39:41	8-13	7-10	3-5	1 0 1	1 4	26	2	2	1	0	0	FT% 13-18 72.2%	
6 Baraka Okojie	17:05	0-1	0-0	0-0	0 2 2	2 1	0	1	1	0	0	1	OT FG% 4-6 66.7%	
42 Dain Dainja	21:45	7-10	0-0	0-0	1 4 5	4 0	14	1	3	0	0	2	3PT% 2-2 100.0%	
7 PJ Carter	18:25	1-2	1-2	6-6	1 2 3	0 3	9	0	0	0	0	0	FT% 7-8 87.5%	
Team					0 2 2		0	1					GM FG% 29-53 54.7%	
Totals	29:53	12-22	29-40	9 21 30	21 28	99	13	13	2	2	3	2	3PT% 12-22 54.5%	FT% 29-40 72.5%

Technical Fouls:Dainja 1stOT 2:29

UConn - 97


Record: 4-1

NO. Name	Min	FG M-A	3P M-A	FT M-A	Rebounds OR DR TOT	Fouls PF FO	TP	AS	TO	ST	Blocks BS BA	+/-	Shooting By Period	
11 Alex Karaban	F 43:23	6-13	4-8	3-3	0 4 4	2 1	19	6	1	0	0	1	1 st FG% 17-36 47.2%	3PT% 5-11 45.5%
30 Liam McNeeley	F 30:51	3-9	2-4	2-4	1 3 4	4 3	10	4	0	1	0	1	FT% 1-3 33.3%	
35 Samson Johnson	F 14:25	0-0	0-0	2-2	0 0 0	5 3	2	1	2	1	0	0	2 nd FG% 12-24 50.0%	
1 Solo Ball	G 23:00	3-6	3-6	1-2	0 0 0	5 1	10	1	0	0	0	0	3PT% 7-15 46.7%	
20 Aidan Mahaney	G 24:26	2-7	2-4	0-0	1 1 2	4 2	6	2	1	0	0	0	FT% 11-13 84.6%	
5 Tarris Reed Jr.	27:56	10-13	0-0	2-2	6 5 11	5 3	22	2	2	0	3	0	OT FG% 3-5 60.0%	
10 Hassan Diarra	29:05	1-6	1-4	9-10	3 3 6	2 6	12	4	3	1	0	0	3PT% 2-4 50.0%	
23 Jayden Ross	15:33	0-2	0-1	0-0	0 0 0	2 0	0	2	0	0	0	0	FT% 7-8 87.5%	
3 Jaylin Stewart	3:19	7-9	2-3	0-1	3 2 5	0 1	16	0	0	0	0	0	GM FG% 32-65 49.2%	
24 Youssouf Singare	00:02	0-0	0-0	0-0	0 0 0	0 0	0	0	0	0	0	0	3PT% 14-30 46.7%	
Team					0 1 1		0	1					FT% 19-24 79.2%	
Totals	32:65	14-30	19-24	14 19 33	31 20	97	22	10	3	3	2	-2	Dead Ball Rebounds: 3.0	

Technical Fouls:Bench 1st15:50 Johnson 1stOT 2:29 Coach 1stOT 0:40

	MEM	UConn	Points from Turnovers	MEM	UConn	Period by Period Scoring	
Biggest lead	13 (2 nd 6:06)	5 (1 st 5:16)	Turnovers	12	19	1st	2nd OT 1 TOT
Best Scoring Run	9 (2 nd 8:17)	8 (2 nd 1:55)	Paint	24	36	MEM	40 42 17 99
Lead Changes	7		Second Chance	6	17		
Times Tied	14		Fast Breaks	17	7	UConn	40 42 15 97
Time with Lead	28:30	06:08	Bench	23	50		

GM 6: NOV. 26, 2024 | MEMPHIS 71, MICHIGAN STATE 63



Official Basketball Box Score - Final

Memphis at Michigan St.

11/26/24 Lahaina Civic Center, Lahaina, HI

2024 Maui Invitational Presented by Novavax

Game Time: 6:00 PM

Game Duration: 2:15

Attendance: 2,400

Memphis - 71

Record: 6-0

NO. Name	Min	FG M-A	3P M-A	FT M-A	Rebounds OR DR TOT	Fouls PF FD	TP	AS	TO	ST	Blocks BS BA	+/-
2 Nicholas Jourdain	F 36:23	1-3	0-2	0-0	1 3 4	1 1	2	0	0	1	0	7
32 Moussa Cisse	C 25:18	4-6	0-0	1-2	2 5 7	5 4	9	0	2	0	1	15
3 Colby Rogers	G 28:52	4-11	2-5	0-0	0 1 1	2 0	10	1	0	0	0	3
4 PJ Haggerty	G 36:46	6-11	1-4	3-4	1 8 9	3 4	16	4	4	1	0	4
11 Tyrese Hunter	G 33:13	7-15	5-10	4-5	0 1 1	0 3	23	2	1	0	0	1
42 Dain Dainja	14:40	3-5	0-0	1-1	2 0 2	5 2	7	1	1	0	1	-5
7 PJ Carter	09:54	0-2	0-2	0-2	0 0 0	1 1	2	0	0	1	0	-1
6 Baraka Okojie	10:30	0-1	0-0	0-0	0 2 2	1 1	0	2	0	0	0	16
1 Jared Harris	04:23	1-1	0-0	0-0	0 0 0	1 0	2	0	0	1	0	1
Team					0 2 2		0	1				
Totals	26:55	8-23	11-14	6 22 28	19 16	71	10	9	4	2	2	8

Technical Fouls: NONE

Michigan St. - 63

Record: 5-2

NO. Name	Min	FG M-A	3P M-A	FT M-A	Rebounds OR DR TOT	Fouls PF FD	TP	AS	TO	ST	Blocks BS BA	+/-
0 Jaxon Kohler	F 27:49	3-7	1-1	0-3	3 5 8	2 3	7	2	4	0	0	7
8 Frankie Fidler	F 20:23	3-10	0-3	4-4	1 4 5	1 2	10	2	1	0	0	1
10 Szymon Zapala	C 12:47	0-0	0-0	0 0 0	0 3 3	4 1	0	1	1	0	0	-2
1 Jeremy Fears Jr.	G 21:46	3-4	0-0	2-2	0 1 1	3 2	8	3	2	1	0	8
3 Jaden Atkins	G 30:07	5-11	2-6	0 0 0	1 4 5	0 3	12	1	1	1	0	-2
15 Carson Cooper	08:26	0-0	0-0	0 0 0	1 1 2	2 0	0	0	1	1	0	-11
5 Tre Holloman	15:43	1-5	1-3	0 0 0	0 0 0	0 1	3	3	1	0	0	-1
11 Jase Richardson	25:23	5-8	3-5	5-8	0 3 3	3 5	18	2	0	0	0	-2
55 Coen Carr	20:53	2-4	0-0	1-2	1 1 2	1 1	5	0	2	0	1	-2
34 Xavier Booker	16:38	0-3	0-2	0-0	1 1 2	0 1	0	0	0	0	0	-5
Team					4 1 5		0	0				
Totals	22:52	7-20	12-19	12 24 36	16 19	63	15	13	1	2	2	-8

Technical Fouls: NONE

	MEM	MSU
Biggest lead	15 (2 nd 10:50)	3 (1 st 15:33)
Best Scoring Run	11 (2 nd 10:50)	7 (1 st 16:43)
Lead Changes	4	
Times Tied	4	
Time with Lead	33:19	02:13


Points from Turnovers	MEM	MSU
Paint	32	22
Second Chance	8	6
Fast Breaks	11	5
Bench	11	26

Period by Period Scoring			
	1st	2nd	TOT
MEM	34	37	71
MSU	31	32	63

2024-25 BOX SCORES

GM 9: DEC. 8, 2024 | ARKANSAS ST. 85, #16 MEMPHIS 72

GM 10: DEC. 14, 2024 | MEMPHIS @ #16 CLEMSON



Official Basketball Box Score - Final

Arkansas St. at Memphis

12/08/24 FedExForum, Memphis, Tenn.

2024-25 Men's Basketball

Game Time: 3:00 PM

Game Duration: 2:16

Attendance: 10,983

Arkansas St. - 85

Record: 7-3

Officials: Jeb Hartness, Patrick Evans, Tony Chazza

NO.	Name	Min	FG	3P	FT	Rebounds	Fouls	TP	AS	TO	ST	Blocks	+/-
			M-A	M-A	M-A	OR DR TOT	PF FD					BS BA	
0	Rashaud Marshall	F 25:40	2-3	0-0	1-2	2 6 8	4 2 5	0	0	0	0	0	5
8	Kobe Julien	F 32:04	4-12	2-5	2-6	7 1 8	3 5 12	3	2	1	0	0	20
5	Joseph Pinion	G 25:34	7-13	5-11	3-3	3 5 8	3 4 22	0	1	1	3	0	7
6	Taryn Todd	G 36:49	4-19	2-9	7-8	0 3 3	4 5 17	4	5	2	0	2	9
11	Terrance Ford Jr.	G 15:47	0-5	0-2	0-0	0 2 2	1 0 0	4	2	1	0	0	9
35	Izaiyah Nelson	09:36	1-2	0-0	0-0	0 2 2	5 1 2	0	0	0	0	0	1
4	Cody Head	11:15	3-5	0-1	2-2	0 1 1	0 1 8	3	2	1	0	1	6
45	Dyondre Dominguez	17:09	5-7	3-3	6-6	2 4 6	2 2 19	0	2	0	0	0	3
10	Avery Felts	19:50	0-5	0-5	0-0	0 1 1	2 0 0	0	2	0	2	1	0
13	Kameron Johnson	06:18	0-0	0-0	0-0	0 1 1	1 0 0	0	0	0	0	0	4
Team						2 2 4		0		3			
Totals			26-71	12-36	21-27	16 28 44	25 20 85	16	17	8	4	3	13

Shooting By Period

1st	FG%	14-37	37.8%
3PT%	7-18	38.9%	
FT%	7-8	87.5%	
2nd	FG%	12-34	35.3%
3PT%	5-18	27.8%	
FT%	14-19	73.7%	
GM	FG%	26-71	36.6%
3PT%	12-36	33.3%	
FT%	21-27	77.8%	

Dead Ball Rebounds: 9, 0

Technical Fouls:Dominguez 1st10:01

NO.	Name	Min	FG	3P	FT	Rebounds	Fouls	TP	AS	TO	ST	Blocks	+/-
			M-A	M-A	M-A	OR DR TOT	PF FD					BS BA	
2	Nicholas Jourdain	F 32:52	3-8	0-3	1-2	4 4 8	4 1 7	1	0	2	2	1	-6
32	Moussa Cisse	C 10:07	0-0	0-0	0-0	1 1 2	1 0 0	0	0	1	0	0	-3
3	Colby Rogers	G 29:01	4-14	3-9	0-0	1 0 1	3 0 11	1	1	1	1	0	-15
4	PJ Haggerty	G 35:58	8-15	2-3	11-13	1 2 3	3 8 29	2	5	4	0	1	-14
11	Tyrese Hunter	G 27:59	1-7	1-3	1-2	1 3 4	4 3 4	3	5	1	0	1	-10
1	Jared Harris	04:29	0-1	0-1	0-0	0 0 0	0 0 0	0	0	2	0	0	1
6	Baraka Okoje	14:52	0-1	0-0	0-1	1 0 1	2 1 0	0	0	2	0	0	-3
42	Dain Dainja	25:44	4-10	0-0	8-14	6 6 12	2 9 16	2	2	0	0	0	-8
7	PJ Carter	13:19	1-3	1-3	0-0	0 4 4	0 1 3	0	1	0	0	0	-6
0	Demarien Yates	05:40	0-0	0-0	2-2	0 1 1	2 1 2	0	1	1	1	0	-1
Team						2 2 4		0		0			
Totals			21-59	7-22	23-34	17 23 40	21 24 72	9	20	9	3	4	-13

Shooting By Period

1st	FG%	7-25	28.0%
3PT%	2-10	20.0%	
FT%	13-17	76.5%	
2nd	FG%	14-34	41.2%
3PT%	5-12	41.7%	
FT%	10-17	58.8%	
GM	FG%	21-59	35.6%
3PT%	7-22	31.8%	
FT%	23-34	67.6%	

Dead Ball Rebounds: 4, 3

Technical Fouls:Hunter 1st9:39

	ASU	MEM
Biggest lead	18 (1st 4:40)	1 (1st 17:15)
Best Scoring Run	11 (1st 11:06)	10 (2nd 14:30)
Lead Changes	2	
Times Tied	1	
Time with Lead	37:51	00:38

Points from	ASU	MEM
Turnovers	17	24
Paint	28	22
Second Chance	17	15
Fast Breaks	12	21
Bench	29	21

Period by Period Scoring			
	1st	2nd	TOT
ASU	42	43	85
MEM	29	43	72

GM 11: DEC. 18, 2024 | MEMPHIS @ VIRGINIA

GM 12: DEC. 21, 2024 | MEMPHIS VS. MISSISSIPPI STATE

OVERALL STATS

2024-25 Memphis Men's Basketball
Combined Team Statistics
All games

Page 1/1
as of Dec 10, 2024



Game Records

Record	Overall	Home	Away	Neutral
ALL GAMES	7-2	3-1	1-0	3-1
CONFERENCE	0-0	0-0	0-0	0-0
NON-CONFERENCE	7-2	3-1	1-0	3-1

Score by Periods

Team	1st	2nd	OT	TOT
Memphis	298	409	17	724
Opponents	343	331	15	689

Team Box Score

No.	Player				Total		3-Point		F-Throw		Rebounds											
		GP-GS	MIN	AVG	FG-FGA	FG%	3FG-3FGA	3FG%	FT-FTA	FT%	OFF	DEF	TOT	AVG	PF	DQ	A	TO	BLK	STL	PTS	AVG
4	HAGGERTY, PJ	9-9	322:11	35.8	61-126	.484	13-29	.448	72-85	.847	12	40	52	5.8	26	1	29	38	0	21	207	23.0
11	HUNTER, Tyrese	9-9	304:26	33.8	45-101	.446	25-51	.490	22-30	.733	9	26	35	3.9	15	0	30	20	1	15	137	15.2
3	ROGERS, Colby	9-9	286:11	31.8	39-92	.424	21-49	.429	13-17	.765	4	12	16	1.8	26	1	12	10	2	6	112	12.4
42	DAINJA, Dain	9-3	216:22	24.0	37-70	.529	0-0	.000	24-37	.649	21	39	60	6.7	25	2	16	20	6	4	98	10.9
2	JOURDAIN, Nicholas	9-9	248:20	27.6	24-42	.571	4-11	.364	10-14	.714	15	33	48	5.3	30	3	12	8	10	10	62	6.9
32	CISSE, Moussa	9-6	168:57	18.8	14-31	.452	0-0	.000	23-44	.523	20	27	47	5.2	20	1	5	10	12	3	51	5.7
7	CARTER, PJ	9-0	112:39	12.5	8-25	.320	7-21	.333	13-13	1.000	3	10	13	1.4	5	0	1	6	0	4	36	4.0
0	YATES, Demarien	4-0	15:55	4.0	2-2	1.000	1-1	1.000	2-2	1.000	1	3	4	1.0	3	0	0	1	2	1	7	1.8
6	OKOJIE, Baraka	9-0	123:42	13.7	5-13	.385	2-4	.500	0-3	.000	2	11	13	1.4	16	1	8	6	0	1	12	1.3
1	HARRIS, Jared	8-0	26:17	3.3	1-3	.333	0-1	.000	0-0	.000	0	0	0	0.0	4	0	0	3	0	1	2	0.3
Team											12	17	29					3				
Total		9	1825		236-505	.467	73-167	.437	179-245	.731	99	218	317	35.2	170	9	113	125	33	66	724	80.4
Opponents		9	1825		232-538	.431	88-241	.365	137-188	.729	108	204	312	34.7	190	5	142	124	39	62	689	76.6

Team Statistics

	MEM	OPP
Scoring	724	689
Points per game	80.4	76.6
Scoring margin	+3.9	-
Field goals-att	236-505	232-538
Field goal pct	.467	.431
3 point fg-att	73-167	88-241
3-point FG pct	.437	.365
3-pt FG made per game	8.1	9.8
Free throws-att	179-245	137-188
Free throw pct	.731	.729
F-Throws made per game	19.9	15.2
Rebounds	317	312
Rebounds per game	35.2	34.7
Rebounding margin	+0.6	-
Assists	113	142
Assists per game	12.6	15.8
Turnovers	125	124
Turnovers per game	13.9	13.8
Turnover margin	-0.1	-
Assist/turnover ratio	0.9	1.1
Steals	66	62
Steals per game	7.3	6.9
Blocks	33	39
Blocks per game	3.7	4.3
Winning streak	0	-
Home win streak	0	-
Attendance	44505	6510
Home games-Avg/Game	4-11126	1-6510
Neutral site-Avg/Game	-	4-1800

Team Results

Date	Opponent		Score	Att.
11/04/2024	Missouri	W	83-75	11709
11/09/2024	at UNLV	W	80-74	6510
11/15/2024	Ohio	W	94-70	11270
11/21/2024	vs San Francisco	W	68-64	0
11/25/2024	vs UConn	Wot	99-97	2400
11/26/2024	vs Michigan St.	W	71-63	2400
11/27/2024	vs Auburn	L	76-90	2400
12/04/2024	Louisiana Tech	W	81-71	10543
12/08/2024	Arkansas St.	L	72-85	10983



DAMARIAN "DINK" YATES
F | 6-5 | 206 | SO.
SOMERVILLE, TENN.
FAYETTE-WARE HS / VINCENNES UNIVERSITY

2023-24 (VINCENNES UNIVERSITY | DII)

- Spent his freshman season at Divison II Vincennes (Indiana) University, winning the NJCAA Division I Region 24 Championship.
- Led the team to a 30-4 overall record and reached the second round of the NJCAA Tournament.
- Averaged 7.2 points and 4.6 rebounds in 34 games.
- Shot 43.4% from the field overall and 30.6% from three-point range.
- Scored 23 points, and hit a buzzer beater to down Sauk Valley Community College in Iowa.
- Set his career-high with 24 points, including hitting 6-of-10 from three-point range in VU's win over Southwestern Illinois College.
- Scored 22 points and grabbed seven rebounds in VU's NJCAA Division I National Tournament game vs. Odessa College.
- Closed out his Vincennes career with 245 points, 156 rebounds, 37 assists and 24 blocks.
- Was one of only three Trailblazers to play in all 34 games.

HIGH SCHOOL

- Prepped at Fayette Ware High School just outside of Memphis in Somerville, Tennessee.
- Was named Tennessee Class 3A Mr. Basketball in 2023.
- Averaged 18 points and 15 rebounds as a senior at Fayette Ware.

2024-25 GAME-BY-GAME

Date	Opponent	GS	Min	FG/A	PCT.	3FG/A	PCT	FT/A	PCT	OFF	DEF	TOTAL	AVG	PF	AST	TO	BLK	STL	PTS	AVG
Nov. 4	Missouri	-	-	-	-	-	-	-	-	-	-	-	-	-	-	-	-	-	-	-
Nov. 9	at UNLV	-	-	-	-	-	-	-	-	-	-	-	-	-	-	-	-	-	-	-
Nov. 15	Ohio	-	3	2-2	1.000	1-1	1.000	0-0	.000	0	2	2	2.0	1	0	0	0	0	5	5.0
Nov. 21	at San Francisco	-	3	0-0	.000	0-0	.000	0-0	.000	1	0	1	1.5	0	0	0	0	1	0	2.5
Nov. 25	vs. #2 UConn	-	-	-	-	-	-	-	-	-	-	-	-	-	-	-	-	-	-	-
Nov. 26	vs. #RV Michigan State	-	-	-	-	-	-	-	-	-	-	-	-	-	-	-	-	-	-	-
Nov. 27	#4 Auburn	-	4	0-0	.000	0-0	.000	0-0	.000	0	0	0	1.0	0	0	0	0	0	0	1.7
Dec. 4	Louisiana Tech	-	-	-	-	-	-	-	-	-	-	-	-	-	-	-	-	-	-	-
Dec. 8	Arkansas State	-	6	0-0	.000	0-0	.000	2-2	1.000	0	1	1	1.0	2	0	1	1	1	2	1.8
Dec. 14	at Clemson																			
Dec. 18	at Virginia																			
Dec. 21	Mississippi State																			
Dec. 28	Ole Miss																			
Jan. 2	at Florida Atlantic																			
Jan. 5	North Texas																			
Jan. 11	East Carolina																			
Jan. 16	at Temple																			
Jan. 19	at Charlotte																			
Jan. 23	Wichita state																			
Jan. 26	UAB																			
Jan. 30	at Tulane																			
Feb. 2	at Rice																			
Feb. 5	Tulsa																			
Feb. 9	Temple																			
Feb. 13	at South Florida																			
Feb. 16	at Wichita State																			
Feb. 23	Florida Atlantic																			
Feb. 26	Rice																			
March 2	at UAB																			
March 4	at UTSA																			
March 7	South Florida																			
March 12	AAC																			
March 13	AAC																			
March 14	AAC																			
March 15	AAC																			
March 16	AAC																			

SEASON/CAREER HIGHS

	SEASON				CAREER				AMERICAN ATHLETIC CONFERENCE			
POINTS	5			vs. Ohio (11/18/24)	5			vs. Ohio (11/18/24)	-			-
FG	2			vs. Ohio (11/18/24)	2			vs. Ohio (11/18/24)	-			-
FGA	2			vs. Ohio (11/18/24)	2			vs. Ohio (11/18/24)	-			-
3FG	1			vs. Ohio (11/18/24)	1			vs. Ohio (11/18/24)	-			-
3FGA	1			vs. Ohio (11/18/24)	1			vs. Ohio (11/18/24)	-			-
FT	2			vs. Arkansas St. (12/8/24)	2			vs. Arkansas St. (12/8/24)	-			-
FTA	2			vs. Arkansas St. (12/8/24)	2			vs. Arkansas St. (12/8/24)	-			-
REBS	2			vs. Ohio (11/18/24)	2			vs. Ohio (11/18/24)	-			-
AST	-			-	-			-	-			-
BLK	1			2x, last vs. Arkansas St. (12/8/24)	1			2x, last vs. Arkansas St. (12/8/24)	-			-
STL	1			2x, last vs. Arkansas St. (12/8/24)	1			2x, last vs. Arkansas St. (12/8/24)	-			-
MINS	6			vs. Arkansas St. (12/8/24)	6			vs. Arkansas St. (12/8/24)	-			-

CAREER STATISTICS

				Field Goals		3-Point		F-Throws		Rebounds									Scoring	
SEASON	TEAM	GP-GS	MIN/AVG	FG-FGA	FG%	3FG-3FGA	3FG%	FT-FTA	FT%	OFF	DEF	TOT	AVG	PF-FO	A	TO	BLK	STL	PTS	AVG
2024-25	Mem	4-0	16/4.0	2-2	1.000	1-1	1.000	2-2	1.000	1	3	4	1.0	3-0	0	1	2	1	7	1.8
TOTAL		4-0	16/4.0	2-2	1.000	1-1	1.000	2-2	1.000	1	3	4	1.0	3-0	0	1	2	1	7	1.8



1

JARED HARRIS
G | 6-2 | 178 | FR.
SILSBEE, TEXAS
SILSBEE HS

HIGH SCHOOL

- Was rated a 4-star and ranked as the No. 86 overall prospect in the class according to the On3 consensus ranking.
- Averaged 21.4 points, 5.8 rebounds, 5.2 assists and 4.6 steals per game while shooting 53% from the field as a senior.
- Led SHS to the Class 4A state championship game and put up a team-high 19 points in a loss to Faith Family.
- Ranked 44th in the nation with 309 made field goals, and 104th in the country in steals per game (4.6).
- As a junior, he averaged 18.6 points, 5.4 rebounds, 4.2 assists and 2.0 steals in 37 games and guided his squad to the 4A regional final.
- He was a Beaumont Enterprise First-Team Super Gold selection and was named the Co-MVP of District 19-4A in 2022-23.
- As a sophomore in 2021-22, Harris averaged 18.4 points, 4.0 rebounds, 3.1 assists and 2.0 steals as he led the Tigers to the Class 4A state semi-finals.
- On the grassroots side, Harris suited up for the Houston Superstars, an AAU team coached by John Eurey that competed on the NY2LA Sports circuit last summer and the Under Armour Association the year before.
- It was at an event in Dallas in August 2023 where a Memphis assistant coach first caught a glimpse of Harris.

PERSONAL

- The third of four children.
- Picked up his first scholarship offer from Lamar University prior to his freshman year of high school.
- A year later, following a breakout performance at the Texas Association of Basketball Coaches showcase, Harris said he scored eight offers on the 5½-hour drive from Dallas back to Silsbee.
- He took visits to TCU, Texas A&M and LSU among others.

2024-25 GAME-BY-GAME

Date	Opponent	GS	Min	FG/A	PCT.	3FG/A	PCT	FT/A	PCT	OFF	DEF	TOTAL	AVG	PF	AST	TO	BLK	STL	PTS	AVG
Nov. 4	Missouri	-	3	0-0	.000	0-0	.000	0-0	.000	0	0	0	0.0	1	0	0	0	0	0	0
Nov. 9	at UNLV	-	5	0-0	.000	0-0	.000	0-0	.000	0	0	0	0	0	0	0	0	0	0	0
Nov. 15	Ohio	-	3	0-1	.000	0-0	.000	0-0	.000	0	0	0	0	1	0	0	0	0	0	0
Nov. 21	at San Francisco	-	1	0-0	.000	0-0	.000	0-0	.000	0	0	0	0	1	0	0	0	0	0	0
Nov. 25	vs. #2 UConn	-	-	-	-	-	-	-	-	-	-	-	-	-	-	-	-	-	-	-
Nov. 26	vs. #RV Michigan State	-	4	1-1	1.000	0-0	.000	0-0	.000	0	0	0	0.0	1	0	0	0	1	2	0.4
Nov. 27	#4 Auburn	-	5	0-0	.000	0-0	.000	0-0	.000	0	0	0	0.0	0	0	0	0	0	0	0.3
Dec. 4	Louisiana Tech	-	1	0-0	.000	0-0	.000	0-0	.000	0	0	0	0.0	0	0	0	0	0	0	0.3
Dec. 8	Arkansas State	-	4	0-1	.000	0-1	.000	0-0	.000	0	0	0	0.0	0	0	2	0	0	0	0.3
Dec. 14	at Clemson																			
Dec. 18	at Virginia																			
Dec. 21	Mississippi State																			
Dec. 28	Ole Miss																			
Jan. 2	at Florida Atlantic																			
Jan. 5	North Texas																			
Jan. 11	East Carolina																			
Jan. 16	at Temple																			
Jan. 19	at Charlotte																			
Jan. 23	Wichita state																			
Jan. 26	UAB																			
Jan. 30	at Tulane																			
Feb. 9	Temple																			
Feb. 13	at South Florida																			
Feb. 16	at Wichita State																			
Feb. 23	Florida Atlantic																			
Feb. 26	Rice																			
March 2	at UAB																			
March 4	at UTSA																			
March 7	South Florida																			
March 12	AAC																			
March 13	AAC																			
March 14	AAC																			
March 15	AAC																			
March 16	AAC																			

SEASON/CAREER HIGHS

	SEASON			CAREER			AMERICAN ATHLETIC CONFERENCE		
POINTS	2	vs. Michigan St. (11/26/24)		2	vs. Michigan St. (11/26/24)		-	-	
FG	1	vs. Michigan St. (11/26/24)		1	vs. Michigan St. (11/26/24)		-	-	
FGA	1	3x, last vs. Arkansas St. (12/8/24)		1	3x, last vs. Arkansas St. (12/8/24)		-	-	
3FG	-	-		-	-		-	-	
3FGA	1	vs. Arkansas St. (12/8/24)		1	vs. Arkansas St. (12/8/24)		-	-	
FT	-	-		-	-		-	-	
FTA	-	-		-	-		-	-	
REBS	-	-		-	-		-	-	
AST	-	-		-	-		-	-	
BLK	-	-		-	-		-	-	
STL	1	vs. Michigan St. (11/26/24)		1	vs. Michigan St. (11/26/24)		-	-	
MINS	5	2x, last vs. #4 Auburn (11/27/24)		5	2x, last vs. #4 Auburn (11/27/24)		-	-	

CAREER STATISTICS

				Field Goals		3-Point		F-Throws		Rebounds				Scoring						
SEASON	TEAM	GP-GS	MIN/AVG	FG-FGA	FG%	3FG-3FGA	3FG%	FT-FTA	FT%	OFF	DEF	TOT	AVG	PF-FO	A	TO	BLK	STL	PTS	AVG
2024-25	Mem	8-0	26/3.3	1-3	.333	0-1	.000	0-0	.000	0	0	0	0.0	4-0	0	3	0	1	2	0.3
TOTAL		8-0	26/3.3	1-3	.333	0-1	.000	0-0	.000	0	0	0	0.0	4-0	0	3	0	1	2	0.3



2

NICHOLAS JOURDAIN
F | 6-7 | 231 | SR
CLIFTON, N.J.
C / TEMPLE

2023-24 (MEMPHIS)

- One of only four Tigers to play in all 32 games, while earning a career-best 25 starts.
- Averaged 6.5 points, 4.0 rebounds and 1.2 assists in 22.1 minutes per game.
- Finished third on the team shooting 58.6% from the field (85-145).
- Connected on 17-of-42 from 3-point range (40.5%) and 22-of-44 from the free throw line (50%).
- Totaled 29 blocks (2nd on team) and 20 steals.
- Reached double figures eight times, including a season high of 18 points to go along with 12 rebound for his only double-double of the year.

2022-23 (TEMPLE)

- Started 19-of-32 games for the Owls where he averaged 6.3 points and 4.5 rebounds in 23.1 minutes each time out.
- Scored double figures in nine games.
- Best game of the season came against Memphis in Philadelphia on Jan. 15 with season highs of 16 points and 10 rebounds while shooting 5-of-11 overall and with three blocks.
- Led Temple with 35 blocked shots (1.09/game) and 54 offensive rebounds, while finishing second on the team shooting 50.0 percent from the field (74-148).

2021-22 (TEMPLE)

- Played in 29 games, starting 18.
- Averaged 6.6 points, 5.3 rebounds and 1.7 blocks per game while scoring double figures seven times.
- He led the team with 49 blocks and ranked 2nd in the AAC in blocks per game and 4th in offensive rebounding (5.3).
- Posted first career double-double, 15 points and career-high 12 rebounds in home win over Tulsa.
- Career highs of 23 points and 36 minutes at Tulsa.
- Career high five blocks, most by an Owl since Obi Enechionya rejected six vs. South Carolina (11/30/17)

2020-21 (TEMPLE)

- Played in 13 games, starting three times
- Averaged 11.0 mpg, 2.6 ppg, 1.8 rpg
- Started final three contests, all against USF, averaging 7.0 points and 3.5 rebounds
- Set then career-highs with eight points and four rebounds in 26 minutes in first outing
- Made 7-of-13 shots from the field and 5-of-7 from long range in the three starts

HIGH SCHOOL

- Earned all-tournament accolades at the National Prep School Invitational, averaging 19 points, 11 rebounds, three steals and three blocks per game in his one season at Covenant
- Also played at Immaculate Conception High in Montclair, N.J.

2024-25 GAME-BY-GAME

Date	Opponent	GS	Min	FG/A	PCT.	3FG/A	PCT	FT/A	PCT	OFF	DEF	TOTAL	AVG	PF	AST	TO	BLK	STL	PTS	AVG
Nov. 4	Missouri	1	21	1-4	.250	0-1	.000	1-2	.500	1	4	5	5.0	5	2	2	1	1	3	3.0
Nov. 9	at UNLV	1	25	5-5	1.000	1-1	1.000	1-2	.500	1	2	3	4.0	4	3	0	2	2	12	7.5
Nov. 15	Ohio	1	28	5-6	.833	2-2	1.000	3-4	.750	1	7	8	5.3	2	2	2	2	3	15	10.0
Nov. 21	at San Francisco	1	24	2-5	.400	1-2	.500	2-2	1.000	2	5	7	5.8	5	1	0	1	0	7	9.3
Nov. 25	vs. #2 UConn	1	23	2-2	1.000	0-0	.000	0-0	.000	1	3	4	5.4	5	1	2	0	0	4	8.2
Nov. 26	vs. #RV Michigan State	1	36	1-3	.667	0-2	.000	0-0	.000	1	3	4	5.2	1	0	0	0	1	2	7.2
Nov. 27	#4 Auburn	1	25	3-5	.600	0-0	.000	0-0	.000	1	2	3	4.9	3	1	1	0	0	6	7.0
Dec. 4	Louisiana Tech	1	32	2-4	.500	0-0	.000	2-2	1.000	3	3	6	5.0	1	1	1	2	1	6	6.9
Dec. 8	Arkansas State	1	33	3-8	.375	0-3	.000	1-2	.500	4	4	8	5.3	4	1	0	2	2	7	6.9
Dec. 14	at Clemson																			
Dec. 18	at Virginia																			
Dec. 21	Mississippi State																			
Dec. 28	Ole Miss																			
Jan. 2	at Florida Atlantic																			
Jan. 5	North Texas																			
Jan. 11	East Carolina																			
Jan. 16	at Temple																			
Jan. 19	at Charlotte																			
Jan. 23	Wichita state																			
Jan. 26	UAB																			
Jan. 30	at Tulane																			
Feb. 9	Temple																			
Feb. 13	at South Florida																			
Feb. 16	at Wichita State																			
Feb. 23	Florida Atlantic																			
Feb. 26	Rice																			
March 2	at UAB																			
March 4	at UTSA																			
March 7	South Florida																			
March 12	AAC																			
March 13	AAC																			
March 14	AAC																			
March 15	AAC																			
March 16	AAC																			

SEASON/CAREER HIGHS

	SEASON				CAREER				AMERICAN ATHLETIC CONFERENCE			
POINTS	15	vs. Ohio (11/18/24)		23	at Tulsa (1/12/22)		18	vs. UTSA (1/10/24)				
FG	5	2x, last vs. Ohio (11/18/24)		9	at Tulsa (1/12/22)		6	at ECU (2/29/24)				
FGA	8	vs. Arkansas St. (12/8/24)		17	at Tulsa (1/12/22)		9	2x, last at Temple (2/8/24)				
3FG	2	vs. Ohio (11/18/24)		3	vs. UTSA (1/10/24)		3	vs. UTSA (1/10/24)				
3FGA	3	vs. Arkansas St. (12/8/24)		7	at Tulsa (1/12/22)		5	vs. UTSA (1/10/24)				
FT	3	vs. Ohio (11/18/24)		6	2x, last vs. Memphis (1/15/23)		5	2x, last vs. Tulane (2/11/24)				
FTA	4	vs. Ohio (11/18/24)		10	vs. UTSA (1/10/24)		10	vs. UTSA (1/10/24)				
REBS	8	2x, last vs. Arkansas St. (12/8/24)		12	3x, last vs. UTSA (1/10/24)		12	vs. UTSA (1/10/24)				
AST	3	at UNLV (11/9/24)		4	at Tulsa (2/19/23)		4	at Tulsa (2/19/23)				
BLK	2	4x, last vs. Arkansas St. (12/8/24)		5	Clemson (11/18/21)		4	vs. SMU (1/7/24)				
STL	3	vs. Ohio (11/18/24)		3	4x, last vs. Ohio (11/18/24)		3	vs. SMU (1/7/24)				
MINS	36	vs. #RV Michigan St. (11/26/24)		42	at Cincinnati (2/22/23)		31	2x, last vs. UTSA (1/10/24)				

CAREER STATISTICS

				Field Goals		3-Point		F-Throws		Rebounds								Scoring		
SEASON	TEAM	GP-GS	MIN/AVG	FG-FGA	FG%	3FG-3FGA	3FG%	FT-FTA	FT%	OFF	DEF	TOT	AVG	PF-FO	A	TO	BLK	STL	PTS	AVG
2020-21	Temple	13-3	142/10.9	12-24	.500	5-7	.714	5-9	.556	10	13	23	1.8	15-0	4	6	10	1	34	2.6
2021-22	Temple	29-18	689/23.8	65-178	.365	12-61	.197	50-73	.685	69	84	153	5.3	92-8	23	33	49	22	192	6.6
2022-23	Temple	32-19	738/23.1	74-148	.500	8-36	.222	45-66	.682	54	90	144	4.5	85-4	36	48	35	15	201	6.3
2023-24	Mem	32-25	707/22.1	85-145	.586	17-42	.405	22-44	.500	58	69	127	4.0	88-2	37	29	29	20	209	6.5
2024-25	Mem	9-9	248/27.6	24-42	.571	4-11	.364	10-14	.714	15	33	48	5.3	30-3	12	8	10	10	62	6.9
TOTAL FOR Mem		41-34	955/23.3	109-187	.583	21-53	.396	32-58	.552	73	102	175	4.3	118-5	49	37	39	30	271	6.6
TOTAL		115-74	2524/21.9	260-537	.484	46-157	.293	132-206	.641	206	289	495	4.3	310-17	112	124	133	68	698	6.1



3

COLBY ROGERS
G | 6-3 | 196 | R-SR.
COVINGTON, GA.
ROSELLE CATHOLIC HS (N.J.) / WICHITA STATE

CAREER HONORS

- Athletic Director's Honor Roll (2024) - Wichita State
- American Athletic Conference All-Academic Team (2023) - Wichita State
- Second team All-MAAC (2022) - Siena
- NABC Second Team All-District I (2022) - Siena

2023-24 (WICHITA STATE)

- Started all 34 games, averaging a team-high 16.4 points per game.
- Broke the single season school record with 99 made three-pointers.
- Shot 40.9% from beyond the arc, tops in the AAC, and made at least one three-pointer in every game but one.
- Scored 10 or more points in 28 of the team's 34 games, including 10 games of 20 or more.
- Converted 82.8% of his free throw attempts (77-for-93).
- Finished with 117 rebounds, 64 assists and 35 steals.
- Fourth straight game with 20+ points vs. Rice in the AAC Championship with 22 points on 5-of-9 three-pointers.
- Scored career-high 29 points twice in a three-game span.
- Scored 25 points on a career-best 7-of-9 from three-point range vs. Rice.
- Made at least one 3-pointer in 25 straight games, tied for the fourth longest in school history.

2022-23 (WICHITA STATE)

- American Athletic Conference All-Academic Team.
- Practiced and traveled with the Shockers but did not see game action while satisfying NCAA transfer requirements.
- Made the Fall 2022 Athletic Director's Honor Roll (3.0+ semester GPA).

2021-22 (SIENA)

- Earned second team All-Metro Atlantic Athletic Conference honors in his lone season at Siena, averaging a team-high 14.1 points.
- Earned NABC Second Team All-District I honors.
- Made 73 threes on 42.9 % accuracy and connected on 83.0% free throws (44-of-53).
- Appeared in 28 games with 27 starts and clocked an average of 32.5 minutes.
- Scored in double figures in 23 of 28 games, including four 20-point efforts.
- Scored a season-high 27 in a Jan. 30 game against Quinnipiac.
- Made a three-pointer in all but three games and drilled 5+ on five occasions.

2019-21 (CAL POLY)

- Was team's second-leading scorer in each of his two seasons at Cal Poly.
- Appeared in 49 games (25 starts), averaging 10.0 points over 26.0 minutes.
- Averaged 12.2 points, 3.6 rebounds, and 2.2 assists in a team-high 31.8 minutes during the 2020-21 campaign.

HIGH SCHOOL/PERSONAL

- Spent his last two years of high school in New Jersey where he led Roselle Catholic (NJ) to back-to-back Tournament of Champions titles, including a 28-4 record and a No. 17 national ranking as a senior in 2018-19.
- Played his first two years at Newton High in his hometown of Covington.
- As a sophomore helped the Rams to a 28-2 record and a state semifinal appearance in Georgia's largest classification.
- Born Jan. 14, 2001.
- Son of Constance and Robert Rogers.
- Has a sister, Kennedy

2024-25 GAME-BY-GAME

Date	Opponent	GS	Min	FG/A	PCT.	3FG/A	PCT	FT/A	PCT	OFF	DEF	TOTAL	AVG	PF	AST	TO	BLK	STL	PTS	AVG
Nov. 4	Missouri	1	30	4-7	.571	2-5	.400	0-0	.000	1	0	1	1.0	5	2	0	0	1	10	10.0
Nov. 9	at UNLV	1	36	6-14	.429	2-6	.333	2-2	1.000	1	6	7	4.0	2	2	2	0	0	16	13.0
Nov. 15	Ohio	1	26	4-9	.444	1-3	.333	0-0	.000	0	1	1	3.0	3	3	1	1	2	9	11.7
Nov. 21	at San Francisco	1	30	3-11	.273	3-7	.429	0-0	.000	0	2	2	2.8	4	1	3	0	0	9	11.0
Nov. 25	vs. #2 UConn	1	40	5-9	.556	3-6	.500	6-9	.667	1	1	2	2.6	2	1	1	0	0	19	12.6
Nov. 26	vs. #RV Michigan State	1	29	4-11	.364	2-5	.400	0-0	.000	0	1	1	2.3	2	1	0	0	0	10	12.2
Nov. 27	#4 Auburn	1	31	4-7	.571	3-3	1.000	4-4	1.000	0	1	1	2.1	1	0	0	0	0	15	12.6
Dec. 4	Louisiana Tech	1	36	5-10	.500	2-5	.400	1-2	.500	0	0	0	1.9	4	1	2	1	2	13	12.6
Dec. 8	Arkansas State	1	29	4-14	.286	3-9	.333	0-0	.000	1	0	1	1.8	3	1	1	0	1	11	12.4
Dec. 14	at Clemson																			
Dec. 18	at Virginia																			
Dec. 21	Mississippi State																			
Dec. 28	Ole Miss																			
Jan. 2	at Florida Atlantic																			
Jan. 5	North Texas																			
Jan. 11	East Carolina																			
Jan. 16	at Temple																			
Jan. 19	at Charlotte																			
Jan. 23	Wichita state																			
Jan. 26	UAB																			
Jan. 30	at Tulane																			
Feb. 9	Temple																			
Feb. 13	at South Florida																			
Feb. 16	at Wichita State																			
Feb. 23	Florida Atlantic																			
Feb. 26	Rice																			
March 2	at UAB																			
March 4	at UTSA																			
March 7	South Florida																			
March 12	AAC																			
March 13	AAC																			
March 14	AAC																			
March 15	AAC																			
March 16	AAC																			

SEASON/CAREER HIGHS

	SEASON			CAREER			AMERICAN ATHLETIC CONFERENCE		
POINTS	19	vs. UConn(11/25/24)	29	2x, last at Tulane (3/8/24)	29	2x, last at Tulane (3/8/24)			
FG	6	at UNLV (11/9/24)	11	vs. Saint Louis (11/29/23)	10	vs. UAB (2/28/24)			
FGA	14	2x, last vs. Arkansas St. (12/8/24)	22	at Tulane (3/8/24)	22	at Tulane (3/8/24)			
3FG	3	4x, last vs. Arkansas St. (12/8/24)	7	vs. Rice (3/2/24)	7	vs. Rice (3/2/24)			
3FGA	9	vs. Arkansas St. (12/8/24)	13	at Tulane (3/8/24)	13	at Tulane (3/8/24)			
FT	6	vs. #2/2 UConn (11/25/24)	9	vs. Tulsa (2/21/24)	9	vs. Tulsa (2/21/24)			
FTA	9	vs. #2/2 UConn (11/25/24)	9	vs. Tulsa (2/21/24)	9	vs. Tulsa (2/21/24)			
REBS	7	at UNLV (11/9/24)	8	vs. Temple (2/25/24)	8	vs. Temple (2/25/24)			
AST	3	vs. Ohio (11/15/24)	6	at Coastal Carolina (11/16/23)	4	3x, last vs. Rice (3/13/24)			
BLK	1	2x, last vs. LA Tech (12/4/24)	2	2x, last vs. North Texas (1/4/24)	2	vs. North Texas (1/4/24)			
STL	2	2x, last vs. LA Tech (12/4/24)	4	3x, last at Temple (1/7/24)	4	at Temple (1/7/24)			
MINS	40	vs. #2/2 UConn (11/25/24)	45	vs. Temple (2/25/24)	45	vs. Temple (2/25/24)			

CAREER STATISTICS

				Field Goals		3-Point		F-Throws		Rebounds								Scoring		
SEASON	TEAM	GP-GS	MIN/AVG	FG-FGA	FG%	3FG-3FGA	3FG%	FT-FTA	FT%	OFF	DEF	TOT	AVG	PF-FO	A	TO	BLK	STL	PTS	AVG
2019-20	CPO	30-7	669/22.3	97-237	.409	43-119	.361	22-30	.733	13	64	77	2.6	69-1	24	48	3	15	259	8.6
2020-21	CPO	19-18	604/31.8	82-232	.353	31-96	.323	36-43	.837	11	57	68	3.6	55-1	42	47	3	19	231	12.2
2021-22	Siena	28-27	913/32.6	139-328	.424	73-170	.429	44-53	.830	10	52	62	2.2	65-2	37	44	10	19	395	14.1
2023-24	WSU	34-34	1190/35.0	190-475	.400	99-242	.409	77-93	.828	18	99	117	3.4	62-2	64	54	10	35	556	16.4
2024-25	Mem	9-9	286/31.8	39-92	.424	21-49	.429	13-17	.765	4	12	16	1.8	26-1	12	10	2	6	112	12.4
TOTAL FOR Mem		9-9	286/31.8	39-92	.424	21-49	.429	13-17	.765	4	12	16	1.8	26-1	12	10	2	6	112	12.4
TOTAL		120-95	3662/30.5	547-1364	.401	267-676	.395	192-236	.814	56	284	340	2.8	277-7	179	203	28	94	1553	12.9



4

PJ HAGGERTY
G | 6-3 | 191 | R-SO.
CROSBY, TEXAS
CROSBY HS / TULSA

CAREER HONORS

- Third Team All-AAC (2024) - Tulsa
- Unanimous AAC Freshman of the Year (2024) - Tulsa
- Kyle Macy National Freshman of the Year (2024) - Tulsa

2023-24 (TULSA)

- Third Team All-American Athletic Conference.
- Started all 31 games for the Golden Hurricane.
- Averaged 21.2 points (15th NCAA), 5.5 rebounds, 3.8 assists (7th AAC) and 1.9 steals per game.
- Became only the second freshman in Division I over the last 30-plus years to average at least 21.0 points, 5.0 rebounds, 3.5 assists and 1.5 steals in a season.
- Set the AAC's league record with 14 Freshman of the Week honors.
- Finished second in the AAC in overall scoring and his 23.4 points per game in league play topped David Jones for first in the conference.
- One of the best in the nation in getting to the free throw line, drawing 7.9 fouls per 40 minutes, which ranked third in the nation.
- Finished behind only unanimous National Player of the Year Zach Edey with 309 free throw attempts, while his 237 free throw makes were third-most in the country.
- Shot 49.3 percent from the field (199-of-404) on the year and led the AAC with 20 points in 20 of Tulsa's 31 games.
- Exploded for a career-high 32 points in an upset of AAC regular season champion South Florida in the season finale.

2022-23 (TCU)

- Played in six games before redshirting the season.
- Averaged 2.8 points and was 5-of-9 from the field.

HIGH SCHOOL/PERSONAL

- Ranked the 14th best player in Texas in the class of 2022.
- Was a three-star recruit by 247 Sports.
- Was the 2021-22 Mr. Texas Basketball Player of the Year.
- Guy V. Lewis Award Winner for the best player in greater Houston area.
- Averaged 28 points, 6.8 rebounds, 4.3 assists and 2.7 steals per game while shooting 49 percent on 2-point attempts and 41 percent from three.
- Co-captain of his team as a senior which went 21-12 overall, 11-2 in district play.
- Led Crosby to a regional final for the first time in over 40 years.
- Team lost to eventual state champion Beaumont United.
- Scored a season-high 59 points vs. Terry High School on Nov. 23, 2021.
- Averaged 33 points per game as a junior.
- Born April 13, 2004.
- Son of Rashonda and Patrick Haggerty.
- Full name is Sean Patrick Haggerty.

2024-25 GAME-BY-GAME

Date	Opponent	GS	Min	FG/A	PCT.	3FG/A	PCT	FT/A	PCT	OFF	DEF	TOTAL	AVG	PF	AST	TO	BLK	STL	PTS	AVG
Nov. 4	Missouri	1	39	7-16	.438	1-3	.333	10-11	.909	3	3	6	6.0	2	5	5	0	1	25	25.0
Nov. 9	at UNLV	1	36	10-18	.556	0-3	.000	9-12	.750	1	2	3	4.5	3	3	2	0	1	29	27.0
Nov. 15	Ohio	1	32	7-10	.700	4-5	.800	5-5	1.000	1	6	7	3.7	1	2	6	0	2	23	25.7
Nov. 21	at San Francisco	1	34	2-9	.222	2-3	.667	7-8	.875	0	7	7	5.8	3	1	5	0	3	13	22.5
Nov. 25	vs. #2 UConn	1	37	5-14	.357	1-4	.250	11-14	.786	0	3	3	5.2	5	5	3	0	1	22	22.4
Nov. 26	vs. #RV Michigan State	1	37	6-11	.546	1-4	.250	3-4	.750	1	8	9	5.8	3	4	4	0	1	16	21.3
Nov. 27	#4 Auburn	1	36	11-20	.550	1-1	1.000	4-6	.667	1	8	9	6.3	3	1	4	0	1	27	22.1
Dec. 4	Louisiana Tech	1	36	5-13	.385	1-3	.333	12-12	1.000	4	1	5	6.1	3	6	4	0	7	23	22.3
Dec. 8	Arkansas State	1	36	8-15	.533	2-3	.667	11-13	.846	1	2	3	5.8	3	2	5	0	4	29	23.0
Dec. 14	at Clemson																			
Dec. 18	at Virginia																			
Dec. 21	Mississippi State																			
Dec. 28	Ole Miss																			
Jan. 2	at Florida Atlantic																			
Jan. 5	North Texas																			
Jan. 11	East Carolina																			
Jan. 16	at Temple																			
Jan. 19	at Charlotte																			
Jan. 23	Wichita state																			
Jan. 26	UAB																			
Jan. 30	at Tulane																			
Feb. 9	Temple																			
Feb. 13	at South Florida																			
Feb. 16	at Wichita State																			
Feb. 23	Florida Atlantic																			
Feb. 26	Rice																			
March 2	at UAB																			
March 4	at UTSA																			
March 7	South Florida																			
March 12	AAC																			
March 13	AAC																			
March 14	AAC																			
March 15	AAC																			
March 16	AAC																			

SEASON/CAREER HIGHS

	SEASON				CAREER				AMERICAN ATHLETIC CONFERENCE			
POINTS	29	2x, last vs. Arkansas St. (12/8/24)	32	vs. South Florida (3/9/24)	32	vs. South Florida (3/9/24)	32	vs. South Florida (3/9/24)	32	vs. South Florida (3/9/24)	32	vs. South Florida (3/9/24)
FG	11	vs. #4 Auburn (11/27/24)	11	2x, last vs. #4 Auburn (11/27/24)	11	2x, last vs. #4 Auburn (11/27/24)	11	vs. South Florida (3/9/24)	11	vs. South Florida (3/9/24)	11	vs. South Florida (3/9/24)
FGA	20	vs. #4 Auburn (11/27/24)	20	vs. #4 Auburn (11/27/24)	19	vs. Memphis (1/4/24)	19	vs. Memphis (1/4/24)	19	vs. Memphis (1/4/24)	19	vs. Memphis (1/4/24)
3FG	4	vs. Ohio (11/18/24)	4	vs. UTSA (1/17/24)	4	vs. UTSA (1/17/24)	4	vs. UTSA (1/17/24)	4	vs. UTSA (1/17/24)	4	vs. UTSA (1/17/24)
3FGA	5	vs. Ohio (11/18/24)	6	2x, last vs. Memphis (1/4/24)	6	vs. Memphis (1/4/24)	6	vs. Memphis (1/4/24)	6	vs. Memphis (1/4/24)	6	vs. Memphis (1/4/24)
FT	12	vs. LA Tech (12/4/24)	19	vs. South Carolina St. (11/20/23)	14	vs. Wichita State (1/31/24)	14	vs. Wichita State (1/31/24)	14	vs. Wichita State (1/31/24)	14	vs. Wichita State (1/31/24)
FTA	14	vs. #2 UConn (11/25/24)	22	vs. South Carolina St. (11/20/23)	18	vs. at UTSA (2/28/24)	18	vs. at UTSA (2/28/24)	18	vs. at UTSA (2/28/24)	18	vs. at UTSA (2/28/24)
REBS	9	2x, last vs. #4 Auburn (11/27/24)	10	2x, last at UTSA (2/28/24)	10	2x, last at UTSA (2/28/24)	10	2x, last at UTSA (2/28/24)	10	2x, last at UTSA (2/28/24)	10	2x, last at UTSA (2/28/24)
AST	6	vs. LA Tech (12/4/24)	9	vs. East Carolina (3/14/24)	9	vs. East Carolina (3/14/24)	9	vs. East Carolina (3/14/24)	9	vs. East Carolina (3/14/24)	9	vs. East Carolina (3/14/24)
BLK	-	-	1	at South Florida (2/14/24)	1	at South Florida (2/14/24)	1	at South Florida (2/14/24)	1	at South Florida (2/14/24)	1	at South Florida (2/14/24)
STL	7	vs. LA Tech (12/4/24)	7	vs. LA Tech (12/4/24)	4	2x, last at Wichita State (2/21/24)	4	2x, last at Wichita State (2/21/24)	4	2x, last at Wichita State (2/21/24)	4	2x, last at Wichita State (2/21/24)
MINS	39	vs. Missouri (11/4/24)	43	vs. Tulane (1/14/24)	43	vs. Tulane (1/14/24)	43	vs. Tulane (1/14/24)	43	vs. Tulane (1/14/24)	43	vs. Tulane (1/14/24)

CAREER STATISTICS

SEASON	TEAM	GP-GS	MIN/AVG	FG-FGA	FG%	3FG-3FGA	3FG%	FT-FTA	FT%	OFF	DEF	TOT	AVG	PF-FO	A	TO	BLK	STL	PTS	AVG
2022-23	TCU	6-0	54/9.0	5-9	.556	0-1	.000	7-9	.778	1	8	9	1.5	3-0	5	4	0	2	17	2.8
2023-24	Tulsa	31-31	1045/33.7	199-404	.493	22-76	.289	237-309	.767	32	137	169	5.5	53-1	119	80	1	60	657	21.2
2024-25	Mem	9-9	322/35.8	61-126	.484	13-29	.448	72-85	.847	12	40	52	5.8	26-1	29	38	0	21	207	23.0
TOTAL FOR Mem		9-9	322/35.8	61-126	.484	13-29	.448	72-85	.847	12	40	52	5.8	26-1	29	38	0	21	207	23.0
TOTAL		46-40	1421/30.9	265-539	.492	35-106	.330	316-403	.784	45	185	230	5.0	82-2	153	122	1	83	881	19.2



6

BARAKA OKOJIE
G | 6-1 | 192 | SO.
BRAMPTON, ONTARIO
DAYTONA BEACH DME ACADEMY / GEORGE MASON

CAREER HONORS

- Atlantic 10 All-Rookie Team (2024) - George Mason

2023-24 (GEORGE MASON)

- Saw action in all 32 games and made 10 starts.
- 8.1 points, 2.9 rebounds and 2.7 assists in 24.5 minutes per game as a freshman for the Patriots.
- Shot 46.8 percent from the field (74-of-158) and connected on 72.8 percent of his free throw attempts (99-of-136).
- Ranked 9th in the A-10 in steals per game (1.4) and upped that to 1.9 in league play.
- 74 of his 91 rebounds were on the defensive end.
- Showcased an elite ability to get to the free throw line, finishing fifth in the nation in free throw rate (82.9%) while drawing an average of five fouls per game.
- After assuming a primary starting position at the end of the season, Okojie started the final nine games, including wins over both Dayton and Richmond, and averaged 10.8 points with 4.0 assists per game during that span.
- Scored 10+ points in nine games and recorded a career high 22 with six rebounds and three assists in the season finale against Saint Joseph's.

HIGH SCHOOL

- 2023 First Team SIAA All-State selection.
- Impressed for Daytona Beach DME Academy where he lead his team to the top seed in the Florida state tournament and a top-10 ranking on MaxPreps.
- Served as team captain while averaging 14.0 points, 5.0 rebounds and 5.0 assists per game.
- On the AAU circuit, Okojie dazzled while making a tremendous impact for Canada Elite.
- Led the program to the championship game of the UAA Finals in July 2023 and earned UAA Session I Second Team accolades.
- McDonald's All-America Game nominee.
- Selected to the 2023 All Canadian Biosteel Games Roster.
- Represented his home country on the biggest stages as a member of the Canadian U-16 and U-17 National Teams.
- Alternate for the U-19 team.

PERSONAL

- Son of Ojie Okojie and Caroline Kamau.
- Has two siblings, Ose and Zalika.
- His brother, Ose, is on the men's basketball team at Howard University.
- Enjoys watching TV and listening to music.
- Birthday is June 15, 2005.

2024-25 GAME-BY-GAME

Date	Opponent	GS	Min	FG/A	PCT.	3FG/A	PCT	FT/A	PCT	OFF	DEF	TOTAL	AVG	PF	AST	TO	BLK	STL	PTS	AVG
Nov. 4	Missouri	-	17	1-2	.500	0-1	.000	0-0	.000	1	3	4	4.0	5	1	0	0	0	2	2.0
Nov. 9	at UNLV	-	7	1-1	1.000	1-1	1.000	0-0	.000	0	1	1	2.5	2	1	1	0	0	3	2.5
Nov. 15	Ohio	-	16	1-3	.333	0-0	.000	0-1	.000	0	1	1	2.0	0	2	1	0	1	2	2.3
Nov. 21	at San Francisco	-	13	1-2	.500	1-1	1.000	0-0	.000	0	0	0	1.5	1	0	1	0	0	3	2.5
Nov. 25	vs. #2 UConn	-	17	0-1	.000	0-0	.000	0-0	.000	0	2	2	1.6	2	1	1	0	0	0	2.0
Nov. 26	vs. #RV Michigan State	-	10	0-1	.000	0-0	.000	0-0	.000	0	2	2	1.7	1	2	0	0	0	0	1.7
Nov. 27	#4 Auburn	-	12	0-0	.000	0-0	.000	0-0	.000	0	0	0	1.4	2	0	0	0	0	0	1.4
Dec. 4	Louisiana Tech	-	13	1-2	.500	0-1	.000	0-2	.000	0	2	2	1.5	1	1	0	0	0	2	1.5
Dec. 8	Arkansas State	-	15	0-1	.000	0-0	.000	0-1	.000	1	0	1	1.4	2	0	2	0	0	0	1.3
Dec. 14	at Clemson																			
Dec. 18	at Virginia																			
Dec. 21	Mississippi State																			
Dec. 28	Ole Miss																			
Jan. 2	at Florida Atlantic																			
Jan. 5	North Texas																			
Jan. 11	East Carolina																			
Jan. 16	at Temple																			
Jan. 19	at Charlotte																			
Jan. 23	Wichita state																			
Jan. 26	UAB																			
Jan. 30	at Tulane																			
Feb. 9	Temple																			
Feb. 13	at South Florida																			
Feb. 16	at Wichita State																			
Feb. 23	Florida Atlantic																			
Feb. 26	Rice																			
March 2	at UAB																			
March 4	at UTSA																			
March 7	South Florida																			
March 12	AAC																			
March 13	AAC																			
March 14	AAC																			
March 15	AAC																			
March 16	AAC																			

SEASON/CAREER HIGHS

	SEASON				CAREER				AMERICAN ATHLETIC CONFERENCE			
POINTS	3	2x, last at. San Fran (11/21/24)	22	vs. Saint Joseph's (3/13/24)	-				-			
FG	1	5x, last vs. LA Tech (12/4/24)	9	vs. Saint Joseph's (3/13/24)	-				-			
FGA	3	vs. Ohio (11/18/24)	15	vs. Saint Joseph's (3/13/24)	-				-			
3FG	1	2x, last at San Fran (11/21/24)	2	3x, last at Saint Joseph's (3/13/24)	-				-			
3FGA	1	4x, last vs. LA Tech (12/4/24)	4	at Saint Joseph's (1/31/24)	-				-			
FT	-	-	10	vs. Loyola Chicago (2/7/24)	-				-			
FT	2	vs. LA Tech (12/4/24)	14	vs. Loyola Chicago (2/7/24)	-				-			
REBS	4	vs. Missouri (11/4/24)	6	4x, last vs. Saint Joseph's (3/13/24)	-				-			
AST	2	2x, last vs. #RV Mich. St. (11/26/24)	6	2x, last vs Duquesne (3/2/24)	-				-			
BLK	-	-	1	2x, last vs. VCU (1/9/24)	-				-			
STL	1	vs. Ohio (11/18/24)	4	3x, last vs. Duquesne (3/2/24)	-				-			
MINS	17	2x, last vs. #2 UConn (11/25/24)	40	vs. Kansas (1/17/23)	-				-			

CAREER STATISTICS

				Field Goals		3-Point		F-Throws		Rebounds									Scoring	
SEASON	TEAM	GP-GS	MIN/AVG	FG-FGA	FG%	3FG-3FGA	3FG%	FT-FTA	FT%	OFF	DEF	TOT	AVG	PF-FO	A	TO	BLK	STL	PTS	AVG
2023-24	GMU	32-10	782/24.5	74-158	.468	11-43	.256	99-136	.728	17	74	91	2.8	65-0	78	51	2	46	258	8.1
2024-25	Mem	9-0	124/13.7	5-13	.385	2-4	.500	0-3	.000	2	11	13	1.4	16-1	8	6	0	1	12	1.3
TOTAL FOR Mem		9-0	124/13.7	5-13	.385	2-4	.500	0-3	.000	2	11	13	1.4	16-1	8	6	0	1	12	1.3
TOTAL		41-10	906/22.1	79-171	.462	13-47	.277	99-139	.712	19	85	104	2.5	81-1	86	57	2	47	270	6.6



7

PJ CARTER
G | 6-4 | 175 | 5TH YEAR
ATLANTA, GA.
LANGSTON HUGHES HS / UTSA

2023-24 (UTSA)

- Appeared in 31 games with 10 starts for the Roadrunners.
- Averaged 9.5 points and 19.8 minutes per game.
- Contributed 2.4 rebounds and 0.9 assists, but he left his biggest mark along the perimeter.
- Shot 40.3 percent beyond the arc (52-of-129), good enough for sixth in the AAC.
- Connected on a season-best six triples in a win over Temple on March 10, en route to a career-high 27 points.
- Made five 3-pointers in two other road games at SMU and Charlotte.
- Came on strong late for the Roadrunners, averaging 14.7 points a game over the final nine games of the season - a stretch that included three-straight wins over North Texas, Temple and SMU for a team that finished with just 11 victories.

2022-23 (GEORGIA HIGHLANDS COLLEGE)

- Earned First Team All-GCAA.
- Scored a team-leading 16.3 points while coming off the bench in 29 of the 33 games he played.
- Scored double figures in 29 contests.
- Shot 46.4% overall and 79.5% from the free throw line.
- Connected on 43.0 percent of his long-range attempts (86-of-200), which was tied for the 46th-best rate in the NJCAA.

2020-22 (CAMPBELL UNIVERSITY)

- Played two years at Campbell, seeing limited playing time with an average of 4.3 minutes across 16 games.

HIGH SCHOOL

- Prepped at Langston Hughes High School in Fairburn, Georgia, where he was named GHSA Region 5-6A Player of the Year as a senior under coach Rory Welsh.
- Garnered first-team 6A All-State honors from the Atlanta Journal-Constitution, along with all-state recognition from the Georgia Athletic Coaches Association, HoopSeen, Sandy's Spiel and was selected to the All-Metro Team by the Atlanta Tipoff Club.
- Helped the Panthers to a 21-9 record and the GHSA Elite Eight as a senior while averaging 19.9 points, 5.5 rebounds, 1.8 assists and 1.9 steals – shooting 43% from the floor and 38% from the perimeter.
- Was a big part of the Langston Hughes 2018 State Championship (27-5 record) as a junior, picking up GHSA first-team All-Region honor and 6A Most Improved Player by Sandy's Spiel after putting up 19 ppg, 4.6 rpg, 2.3 apg and 1.5 spg.
- Also a member of the Langston Hughes 2017 State Championship team as a freshman, the program's first-ever title.

PERSONAL

- Given name is Patrick Thomas Carter, Jr. and was born October 7 in Hunstville, Alabama.
- Son of Patrick, Sr. and Tara Carter, and has one sister - Patricia.
- Majoring in communication, but also interested in accounting and a potential career as a financial advisor after his playing days.

2024-25 GAME-BY-GAME

Date	Opponent	GS	Min	FG/A	PCT.	3FG/A	PCT	FT/A	PCT	OFF	DEF	TOTAL	AVG	PF	AST	TO	BLK	STL	PTS	AVG
Nov. 4	Missouri	-	11	3-6	.500	3-6	.500	0-0	.000	0	0	0	0.0	0	0	1	0	1	6	6.0
Nov. 9	at UNLV	-	12	0-2	.000	0-2	.000	0-0	.000	1	3	4	2.0	1	1	2	0	1	0	3.0
Nov. 15	Ohio	-	14	1-3	.333	1-2	.500	0-0	.000	0	0	0	1.3	2	0	0	0	1	3	3.0
Nov. 21	at San Francisco	-	19	1-2	.500	0-1	.000	3-3	1.000	0	1	1	1.3	1	0	0	0	0	5	4.3
Nov. 25	vs. #2 UConn	-	18	1-2	.500	1-2	.500	6-6	1.000	1	2	3	1.6	0	0	0	0	0	9	5.2
Nov. 26	vs. #RV Michigan State	-	10	0-2	.000	0-2	.000	2-2	1.000	0	0	0	1.3	1	0	0	0	1	2	4.7
Nov. 27	#4 Auburn	-	8	0-2	.000	0-1	.000	2-2	1.000	1	0	1	1.3	0	0	1	0	0	2	4.3
Dec. 4	Louisiana Tech	-	7	1-3	.333	1-2	.500	0-0	.000	0	0	0	1.1	0	0	1	0	0	3	4.1
Dec. 8	Arkansas State	-	13	1-3	.333	1-3	.333	0-0	.000	0	4	4	1.4	0	0	1	0	0	3	4.0
Dec. 14	at Clemson																			
Dec. 18	at Virginia																			
Dec. 21	Mississippi State																			
Dec. 28	Ole Miss																			
Jan. 2	at Florida Atlantic																			
Jan. 5	North Texas																			
Jan. 11	East Carolina																			
Jan. 16	at Temple																			
Jan. 19	at Charlotte																			
Jan. 23	Wichita state																			
Jan. 26	UAB																			
Jan. 30	at Tulane																			
Feb. 9	Temple																			
Feb. 13	at South Florida																			
Feb. 16	at Wichita State																			
Feb. 23	Florida Atlantic																			
Feb. 26	Rice																			
March 2	at UAB																			
March 4	at UTSA																			
March 7	South Florida																			
March 12	AAC																			
March 13	AAC																			
March 14	AAC																			
March 15	AAC																			
March 16	AAC																			

SEASON/CAREER HIGHS

	SEASON				CAREER				AMERICAN ATHLETIC CONFERENCE			
POINTS	9	2x, last vs. #2 UConn (11/25/24)	27		vs. Temple (3/10/24)	27			vs. Temple (3/10/24)			
FG	3	vs. Missouri (11/4/24)	8		at SMU (3/2/24)	8			at SMU (3/2/24)			
FGA	6	vs. Missouri (11/4/24)	15		at SMU (3/2/24)	15			at SMU (3/2/24)			
3FG	3	vs. Missouri (11/4/24)	6		vs. Temple (3/10/24)	6			vs. Temple (3/10/24)			
3FGA	6	vs. Missouri (11/4/24)	9		2x, last at SMU (3/2/24)	9			2x, last at SMU (3/2/24)			
FT	6	vs. #2/2 UConn (11/25/24)	7		vs. Temple (3/10/24)	7			vs. Temple (3/10/24)			
FTA	6	vs. #2/2 UConn (11/25/24)	8		vs. Temple (3/10/24)	8			vs. Temple (3/10/24)			
REBS	4	2x, last vs. Arkansas St. (12/8/24)	7		vs. South Florida (2/21/24)	7			vs. South Florida (2/21/24)			
AST	1	at UNLV (11/9/24)	5		vs. Ark.-Fort Smith (12/10/23)	3			2x, last at SMU (3/2/24)			
BLK	-	-	1		7x, last vs. Temple (3/13/24)	1			4x, last vs. Temple (3/13/24)			
STL	1	4x, last vs. #RV Mich. St. (11/26/24)	2		3x, last vs. Temple (3/13/24)	2			2x, last vs. Temple (3/13/24)			
MINS	19	vs. San Francisco (11/21/24)	38		vs. Temple (3/13/24)	38			vs. Temple (3/13/24)			

CAREER STATISTICS

				Field Goals		3-Point		F-Throws		Rebounds								Scoring		
SEASON	TEAM	GP-GS	MIN/AVG	FG-FGA	FG%	3FG-3FGA	3FG%	FT-FTA	FT%	OFF	DEF	TOT	AVG	PF-FO	A	TO	BLK	STL	PTS	AVG
2020-21	Campb	12-0	49/4.1	6-15	.400	2-7	.286	3-4	.750	1	5	6	0.5	7-0	4	4	0	1	17	1.4
2021-22	Campb	4-0	19/4.7	3-5	.600	0-2	.000	0-2	.000	1	2	3	0.8	0-0	0	0	1	1	6	1.5
2023-24	UTSA	31-10	615/19.8	102-246	.415	52-129	.403	40-49	.816	17	56	73	2.4	28-0	27	27	6	17	296	9.5
2024-25	Mem	9-0	113/12.5	8-25	.320	7-21	.333	13-13	1.000	3	10	13	1.4	5-0	1	6	0	4	36	4.0
TOTAL FOR Mem		9-0	113/12.5	8-25	.320	7-21	.333	13-13	1.000	3	10	13	1.4	5-0	1	6	0	4	36	4.0
TOTAL		56-10	795/14.2	119-291	.409	61-159	.384	56-68	.824	22	73	95	1.7	40-0	32	37	7	23	355	6.3



8

RAGI PHILLIPS
G | 5-11 | 175 | JR.
MEMPHIS, TENN.
LANE COLLEGE

2023-24 (LANE COLLEGE)

- Averaged 5.6 points and 2.8 rebounds in 26.5 minutes per game in his only season at Lane College in 2023-24.
- Phillips played for Tiger legend and current Memphis staffer Andre Turner.
- Started 22-of-24 games and shot 29.0 % from the field (45-155).
- Scored a career high 15 points behind a 4-of-5 night from distance on the road against Allen in the second game of the season.
- Reached double figures in four outings.
- Added season highs of six rebounds, five assists, five steals and two blocks.

2021-23 (CHRISTIAN BROTHERS)

- Played in 16 games across two seasons for CBU, 14 of which came as a freshman in 2021-22.
- Averaged 1.1 points, 0.4 rebounds and 0.3 assists in 4.8 minutes per game in two seasons.
- Set career highs with 29 minutes and six points against Shorter College.

HIGH SCHOOL/PERSONAL

- Played at Whitehaven High School for three seasons under his father and former Memphis assistant coach Faragi Phillips, and one under Fred Horton
- Helped lead Whitehaven to three State Tournament appearances, including a second place finish at the 2018 Class AAA State Tournament

2024-25 GAME-BY-GAME

Date	Opponent	GS	Min	FG/A	PCT.	3FG/A	PCT	FT/A	PCT	OFF	DEF	TOTAL	AVG	PF	AST	TO	BLK	STL	PTS	AVG
Nov. 4	Missouri	-	-	-	-	-	-	-	-	-	-	-	-	-	-	-	-	-	-	-
Nov. 9	at UNLV	-	-	-	-	-	-	-	-	-	-	-	-	-	-	-	-	-	-	-
Nov. 15	Ohio	-	-	-	-	-	-	-	-	-	-	-	-	-	-	-	-	-	-	-
Nov. 21	at San Francisco	-	-	-	-	-	-	-	-	-	-	-	-	-	-	-	-	-	-	-
Nov. 25	vs. #2 UConn	-	-	-	-	-	-	-	-	-	-	-	-	-	-	-	-	-	-	-
Nov. 26	vs. #RV Michigan State	-	-	-	-	-	-	-	-	-	-	-	-	-	-	-	-	-	-	-
Nov. 27	#4 Auburn	-	-	-	-	-	-	-	-	-	-	-	-	-	-	-	-	-	-	-
Dec. 4	Louisiana Tech	-	-	-	-	-	-	-	-	-	-	-	-	-	-	-	-	-	-	-
Dec. 8	Arkansas State	-	-	-	-	-	-	-	-	-	-	-	-	-	-	-	-	-	-	-
Dec. 14	at Clemson																			
Dec. 18	at Virginia																			
Dec. 21	Mississippi State																			
Dec. 28	Ole Miss																			
Jan. 2	at Florida Atlantic																			
Jan. 5	North Texas																			
Jan. 11	East Carolina																			
Jan. 16	at Temple																			
Jan. 19	at Charlotte																			
Jan. 23	Wichita state																			
Jan. 26	UAB																			
Jan. 30	at Tulane																			
Feb. 9	Temple																			
Feb. 13	at South Florida																			
Feb. 16	at Wichita State																			
Feb. 23	Florida Atlantic																			
Feb. 26	Rice																			
March 2	at UAB																			
March 4	at UTSA																			
March 7	South Florida																			
March 12	AAC																			
March 13	AAC																			
March 14	AAC																			
March 15	AAC																			
March 16	AAC																			

SEASON/CAREER HIGHS

	SEASON				CAREER				AMERICAN ATHLETIC CONFERENCE			
POINTS	-	-	-	-	-	-	-	-	-	-	-	-
FG	-	-	-	-	-	-	-	-	-	-	-	-
FGA	-	-	-	-	-	-	-	-	-	-	-	-
3FG	-	-	-	-	-	-	-	-	-	-	-	-
3FGA	-	-	-	-	-	-	-	-	-	-	-	-
FT	-	-	-	-	-	-	-	-	-	-	-	-
FTA	-	-	-	-	-	-	-	-	-	-	-	-
REBS	-	-	-	-	-	-	-	-	-	-	-	-
AST	-	-	-	-	-	-	-	-	-	-	-	-
BLK	-	-	-	-	-	-	-	-	-	-	-	-
STL	-	-	-	-	-	-	-	-	-	-	-	-
MIN	-	-	-	-	-	-	-	-	-	-	-	-

CAREER STATISTICS

				Field Goals		3-Point		F-Throws		Rebounds										Scoring	
SEASON	TEAM	GP-GS	MIN/AVG	FG-FGA	FG%	3FG-3FGA	3FG%	FT-FTA	FT%	OFF	DEF	TOT	AVG	PF-FO	A	TO	BLK	STL	PTS	AVG	
2021-22	CB	14-0	65/4.6	7-17	.412	1-4	.250	0-0	.000	2	3	5	0.4	6-0	3	5	2	5	15	1.1	
2022-23	CB	2-0	9/4.5	1-3	.333	0-0	.000	0-0	.000	0	1	1	0.5	1-0	1	0	0	0	2	1.0	
2023-24	Lane	26-24	704/27.1	52-167	.311	16-63	.254	38-55	.691	11	63	74	2.8	67-1	40	59	4	39	158	6.1	
TOTAL FOR Mem		0-0	0/0.0	0-0	.000	0-0	.000	0-0	.000	0	0	0	0.0	0-0	0	0	0	0	0	0.0	
TOTAL		42-24	778/18.5	60-187	.321	17-67	.254	38-55	.691	13	67	80	1.9	74-1	44	64	6	44	175	4.2	



11

TYRESE HUNTER
G | 6-0 | 180 | SR
RACINE, WISC.
ST. CATHERINE'S HS / TEXAS

CAREER HONORS

- Big 12 Freshman of the Year (2022) - Iowa State
- Big 12 All-Freshman Team (2022) - Iowa State
- Kyle Macy Award Finalist (2022) - Iowa State
- Lefty Driesell Award Finalist (2022) - Iowa State

2023-24 (TEXAS)

- Started all 33 games he played, averaging 32.1 minutes, the 2nd-most on the team.
- Finished second on the Longhorns in assists (4.1) and third in scoring (11.1).
- Shot 45.2% overall (136-of-301), hit 34.3% from deep (36-of-105) and connected on 71.6% from the stripe (58-of-81).
- Scored career-high 30 points (9-13 FG, 9-9 FT), tied his season high with 7 dimes and added 3 steals against Oklahoma, helping him land Big 12 Player of the Week honors.
- Recorded double figures in 19 contests, including four 20-point performances, and dished at least five assists 14 times.

2022-23 (TEXAS)

- Tied Texas' single-season mark for most games played and started (38) in a season.
- Ranked second on the team in minutes (30.3 mpg), third in assists (96), fourth in scoring (10.3 ppg) and fifth in steals (31).
- Posted a 1.41 assist-to-turnover ratio (96-68) .
- Recorded a then career-best 29 points (8-16 FG, 5-9 threes, 8-8 FT) and three steals in 35 minutes against K-State.
- Posted a season-high 8 assists with no turnovers in 30 minutes against Texas A&M-Commerce.

2021-22 (IOWA STATE)

- Big 12 Freshman of the Year and finalist for both the Kyle Macy Award (top freshman in Division I) and Lefty Driesell Award (nation's top defender).
- Started all 35 games and led the team in assists (4.9 apg) and steals (71) and ranked second in scoring (11.0 ppg) and minutes (32.1 mpg).
- First freshman at Iowa State to start in a season opener since 2018-19.
- Paced Iowa State to a 22-13 mark and a trip to the NCAA Tournament "Sweet 16" just one year after the Cyclones posted a 2-20 record.
- Set ISU freshman season records for assists (172), steals (71) and games started (35)
- Reached double figures in scoring in 20 games.
- Ranked third in the Big 12 in both APG (4.9 apg) and SPG (2.1 spg).
- 172 assists and 71 steals ranked fifth and sixth on the all-time Big 12 freshmen chart.
- His 71 steals ranked sixth on the school's single-season list.
- Became the first Cyclone since 2006 to record at least 70 steals in a season.
- Registered his first collegiate double-double (13 pts, 10 reb) at K-State (Feb. 26).
- Produced 13 assists to 3 turnovers at Baylor (March 5), marking the second-highest total all-time by a Cyclone freshman in a single game.
- Recorded a season-high 23 points (7-11 threes) during the NCAA Tournament First Round win over LSU (March 18).
- His seven 3-pointers marked the second-highest total in a NCAA Tournament contest in school history.
- Added 13 points and seven assists during the NCAA Tournament Sweet 16 game against Miami, Fla. (March 25).

HIGH SCHOOL

- Attended St. Catherine's High School in Racine, Wisconsin.
- Scored 1,589 career points and led his team to a 53-1 record during his final two seasons, being named a two-time Associated Press all-state selection.
- Ranked as the No. 31 overall prospect in the Class of 2021 by Rivals, No. 35 by 247 Sports Composite and No. 37 by ESPN.
- Averaged 18.9 points, 6.3 rebounds and 4.6 assists per game as a senior and led St. Catherine's to a 28-1 record and the Division 3 state championship.
- Following his senior year, he scored 20 points and was tabbed his team's Most Valuable Player at the 2021 Allen Iverson Roundball Classic.

PERSONAL

- Born in Racine, Wisconsin to Brian and Ida Hunter. Brian passed from sudden cardiac arrest when Tyrese was six years old. Ida died of kidney failure when he was 13.
- He is the third-youngest of 12 children in the family - has 8 brothers and 3 sisters.
- Credits his grandmother, Annie Williams (she passed away in spring 2023), and his oldest brother (Brian Jr.) with raising him after the loss of both parents.
- Wore jersey No. 4 at Texas to honor his mom's birthdate (born on August 4, 1971).
- Played football (RB & CB) until the age of 12, when he switched to basketball.

CAREER STATISTICS

2024-25 GAME-BY-GAME

Date	Opponent	GS	Min	FG/A	PCT.	3FG/A	PCT	FT/A	PCT	OFF	DEF	TOTAL	AVG	PF	AST	TO	BLK	STL	PTS	AVG
Nov. 4	Missouri	1	34	4-11	.364	2-4	.500	4-4	1.000	1	3	4	4.0	2	3	4	0	2	14	14.0
Nov. 9	at UNLV	1	35	3-8	.375	2-4	.500	1-2	.500	1	4	5	4.5	1	3	3	0	0	9	11.5
Nov. 15	Ohio	1	34	7-13	.538	4-5	.800	3-3	1.000	0	5	5	4.7	0	6	2	1	4	21	14.7
Nov. 21	at San Francisco	1	30	4-11	.364	0-5	.000	1-2	.500	1	3	4	4.5	3	5	1	0	4	9	13.3
Nov. 25	vs. #2 UConn	1	40	8-13	.615	7-10	.700	3-5	.600	1	0	1	3.8	1	2	2	0	1	26	15.8
Nov. 26	vs. #RV Michigan State	1	34	7-15	.467	5-10	.500	4-5	.800	0	1	1	3.3	0	2	1	0	0	23	17.0
Nov. 27	#4 Auburn	1	37	4-10	.400	2-4	.500	1-2	.500	1	4	5	3.6	3	5	1	0	1	11	16.1
Dec. 4	Louisiana Tech	1	35	7-13	.538	2-6	.333	4-5	.800	3	3	6	3.9	1	1	1	0	2	20	16.6
Dec. 8	Arkansas State	1	28	1-7	.143	1-3	.333	1-2	.500	1	3	4	3.9	4	3	5	0	1	4	15.2
Dec. 14	at Clemson																			
Dec. 18	at Virginia																			
Dec. 21	Mississippi State																			
Dec. 28	Ole Miss																			
Jan. 2	at Florida Atlantic																			
Jan. 5	North Texas																			
Jan. 11	East Carolina																			
Jan. 16	at Temple																			
Jan. 19	at Charlotte																			
Jan. 23	Wichita state																			
Jan. 26	UAB																			
Jan. 30	at Tulane																			
Feb. 9	Temple																			
Feb. 13	at South Florida																			
Feb. 16	at Wichita State																			
Feb. 23	Florida Atlantic																			
Feb. 26	Rice																			
March 2	at UAB																			
March 4	at UTSA																			
March 7	South Florida																			
March 12	AAC																			
March 13	AAC																			
March 14	AAC																			
March 15	AAC																			
March 16	AAC																			

SEASON/CAREER HIGHS

	SEASON				CAREER				AMERICAN ATHLETIC CONFERENCE			
POINTS	26	vs. #2 UConn (11/25/24)	30	vs. Oklahoma (3/9/24)	-				-			
FG	8	vs. #2 UConn (11/25/24)	9	3x, last vs. Oklahoma (3/9/24)	-				-			
FGA	15	vs. #RV Mich St. (11/26/24)	17	2x, last vs. Baylor (1/3/23)	-				-			
3FG	7	vs. #2 UConn (11/25/24)	7	2x, last vs. #2 UConn (11/25/24)	-				-			
3FGA	10	2x, last vs. #RV Mich. St. (11/26/24)	12	vs. Baylor (1/30/23)	-				-			
FT	4	3x, last vs. LA Tech (12/4/24)	9	3x, last vs. Oklahoma (3/9/24)	-				-			
FTA	5	3x, last vs. LA Tech (12/4/24)	10	4x, last vs. Kansas (3/4/24)	-				-			
REBS	6	vs. LA Tech (12/4/24)	8	vs. Iowa (12/9/21)	-				-			
AST	6	vs. Ohio (11/18/24)	13	at Baylor (3/5/22)	-				-			
BLK	1	vs. Ohio (11/18/24)	2	2x, last vs. Xavier (3/24/23)	-				-			
STL	4	2x, last at San Fran (11/21/24)	5	3x, last vs. LSU (3/18/22)	-				-			
MINS	40	vs. #2 UConn (11/25/24)	42	vs. Houston (1/29/24)	-				-			



15

NOAH STANSBURY
G | 6-0 | 159 | R-SR.
BOWLING GREEN, KY.
GREENWOOD HS / WESTERN KENTUCKY

2023-24 (MEMPHIS)

- Made appearances in three games for the Tigers, totaling three minutes and averaging 1.0 per game.
- Recorded an assist in the opener against Jackson State (Nov. 6).
- Swiped a steal against Tulane (Feb. 11).

2022-23 (WESTERN KENTUCKY)

- Made appearances in six games for WKU, totaling nine minutes and averaging 1.6 per game.
- Grabbed three rebounds total and added one steal on the season.
- Played a season-high three minutes against South Carolina State and pulled down two boards.

2021-22 (WESTERN KENTUCKY)

- Played in 14 contests for the Hilltoppers averaging 5.4 minutes per appearance.
- Averaged 0.8 rebounds and 0.6 assists.
- Recorded seven assists, four rebounds and one steal in 23 minutes against Rhodes on Nov. 30.
- Named to C-USA Commissioner's Honor Roll.
- Earned C-USA Commissioner's Academic Medal.
- Named to Dean's List in Fall 2021 and Spring 2022.

2020-21 (WESTERN KENTUCKY)

- Sat out season as a redshirt.
- Named to President's List in Fall 2020 and C-USA Commissioner's Honor Roll in Spring 2021.

PRIOR TO MEMPHIS/PERSONAL

- Previously in 2021 class but reclassified into 2020.
- Averaged 12.2 points and 3.9 rebounds per game as a junior in 2019-20 at Greenwood High School in Bowling Green, Kentucky.
- Made 78-of-207 three-point attempts (37.7 percent) and 58-of-68 free throws (85.3 percent).
- Had season high of 28 points in district game against South Warren with seven made 3s.
- Previously named All-District 14 performer.
- Son of former Memphis assistant coach Rick Stansbury.

2024-25 GAME-BY-GAME

Date	Opponent	GS	Min	FG/A	PCT.	3FG/A	PCT	FT/A	PCT	OFF	DEF	TOTAL	AVG	PF	AST	TO	BLK	STL	PTS	AVG
Nov. 4	Missouri	-	-	-	-	-	-	-	-	-	-	-	-	-	-	-	-	-	-	-
Nov. 9	at UNLV	-	-	-	-	-	-	-	-	-	-	-	-	-	-	-	-	-	-	-
Nov. 15	Ohio	-	-	-	-	-	-	-	-	-	-	-	-	-	-	-	-	-	-	-
Nov. 21	at San Francisco	-	-	-	-	-	-	-	-	-	-	-	-	-	-	-	-	-	-	-
Nov. 25	vs. #2 UConn	-	-	-	-	-	-	-	-	-	-	-	-	-	-	-	-	-	-	-
Nov. 26	vs. #RV Michigan State	-	-	-	-	-	-	-	-	-	-	-	-	-	-	-	-	-	-	-
Nov. 27	#4 Auburn	-	-	-	-	-	-	-	-	-	-	-	-	-	-	-	-	-	-	-
Dec. 4	Louisiana Tech	-	-	-	-	-	-	-	-	-	-	-	-	-	-	-	-	-	-	-
Dec. 8	Arkansas State	-	-	-	-	-	-	-	-	-	-	-	-	-	-	-	-	-	-	-
Dec. 14	at Clemson																			
Dec. 18	at Virginia																			
Dec. 21	Mississippi State																			
Dec. 28	Ole Miss																			
Jan. 2	at Florida Atlantic																			
Jan. 5	North Texas																			
Jan. 11	East Carolina																			
Jan. 16	at Temple																			
Jan. 19	at Charlotte																			
Jan. 23	Wichita state																			
Jan. 26	UAB																			
Jan. 30	at Tulane																			
Feb. 9	Temple																			
Feb. 13	at South Florida																			
Feb. 16	at Wichita State																			
Feb. 23	Florida Atlantic																			
Feb. 26	Rice																			
March 2	at UAB																			
March 4	at UTSA																			
March 7	South Florida																			
March 12	AAC																			
March 13	AAC																			
March 14	AAC																			
March 15	AAC																			
March 16	AAC																			

SEASON/CAREER HIGHS

	SEASON				CAREER				AMERICAN ATHLETIC CONFERENCE			
POINTS	-	-	-	-	-	-	-	-	-	-	-	-
FG	-	-	-	-	-	-	-	-	-	-	-	-
FGA	-	-	-	-	-	-	-	-	-	-	-	-
3FG	-	-	-	-	-	-	-	-	-	-	-	-
3FGA	-	-	-	2	2x, last Rhodes (11/30/21)	-	-	-	-	-	-	-
FT	-	-	-	-	-	-	-	-	-	-	-	-
FTA	-	-	-	2	2x, last Jackson State (11/6/23)	-	-	-	-	-	-	-
REBS	-	-	-	4	Rhodes (11/30/21)	-	-	-	-	-	-	-
AST	-	-	-	7	Rhodes (11/30/21)	-	-	-	-	-	-	-
BLK	-	-	-	-	-	-	-	-	-	-	-	-
STL	-	-	-	1	3x, last vs. Tulane (2/11/24)	1	vs. Tulane (2/11/24)	-	-	-	-	-
MIN	-	-	-	23	vs. Rhodes College (11/30/21)	1	vs. Tulane (2/11/24)	-	-	-	-	-

CAREER STATISTICS

				Field Goals		3-Point		F-Throws		Rebounds									Scoring	
SEASON	TEAM	GP-GS	MIN/AVG	FG-FGA	FG%	3FG-3FGA	3FG%	FT-FTA	FT%	OFF	DEF	TOT	AVG	PF-FO	A	TO	BLK	STL	PTS	AVG
2021-22	WestKy	14-0	75/5.4	0-5	.000	0-5	.000	0-0	.000	0	11	11	0.8	8-0	9	6	0	1	0	0.0
2022-23	WestKy	6-0	9/1.6	0-0	.000	0-0	.000	0-0	.000	0	3	3	0.5	0-0	0	0	0	1	0	0.0
2023-24	Mem	3-0	3/1.2	0-1	.000	0-0	.000	0-2	.000	0	0	0	0.0	1-0	1	1	0	1	0	0.0
TOTAL FOR Mem		3-0	3/1.2	0-1	.000	0-0	.000	0-2	.000	0	0	0	0.0	1-0	1	1	0	1	0	0.0
TOTAL		23-0	88/3.8	0-6	.000	0-5	.000	0-2	.000	0	14	14	0.6	9-0	10	7	0	3	0	0.0



23

BOUNA KEBE
F | 6-7 | 197 | JR.
DAKAR, SENEGAL
PROMISE ACADEMY

2023-24 (GILLETTE COLLEGE)

- Averaged 11.2 points, 7.1 rebounds and 1.7 blocks in 28 games (15 starts) for the Pronghorns.
- Led the team to a 27-5 overall record.

2022-23 (INDEPENDENCE COMMUNITY COLLEGE)

- In 31 games at Independence, he put up 6.9 points and 4.1 rebounds.

2024-25 GAME-BY-GAME

Date	Opponent	GS	Min	FG/A	PCT.	3FG/A	PCT	FT/A	PCT	OFF	DEF	TOTAL	AVG	PF	AST	TO	BLK	STL	PTS	AVG
Nov. 4	Missouri	-	-	-	-	-	-	-	-	-	-	-	-	-	-	-	-	-	-	-
Nov. 9	at UNLV	-	-	-	-	-	-	-	-	-	-	-	-	-	-	-	-	-	-	-
Nov. 15	Ohio	-	-	-	-	-	-	-	-	-	-	-	-	-	-	-	-	-	-	-
Nov. 21	at San Francisco	-	-	-	-	-	-	-	-	-	-	-	-	-	-	-	-	-	-	-
Nov. 25	vs. #2 UConn	-	-	-	-	-	-	-	-	-	-	-	-	-	-	-	-	-	-	-
Nov. 26	vs. #RV Michigan State	-	-	-	-	-	-	-	-	-	-	-	-	-	-	-	-	-	-	-
Nov. 27	#4 Auburn	-	-	-	-	-	-	-	-	-	-	-	-	-	-	-	-	-	-	-
Dec. 4	Louisiana Tech	-	-	-	-	-	-	-	-	-	-	-	-	-	-	-	-	-	-	-
Dec. 8	Arkansas State	-	-	-	-	-	-	-	-	-	-	-	-	-	-	-	-	-	-	-
Dec. 14	at Clemson																			
Dec. 18	at Virginia																			
Dec. 21	Mississippi State																			
Dec. 28	Ole Miss																			
Jan. 2	at Florida Atlantic																			
Jan. 5	North Texas																			
Jan. 11	East Carolina																			
Jan. 16	at Temple																			
Jan. 19	at Charlotte																			
Jan. 23	Wichita state																			
Jan. 26	UAB																			
Jan. 30	at Tulane																			
Feb. 9	Temple																			
Feb. 13	at South Florida																			
Feb. 16	at Wichita State																			
Feb. 23	Florida Atlantic																			
Feb. 26	Rice																			
March 2	at UAB																			
March 4	at UTSA																			
March 7	South Florida																			
March 12	AAC																			
March 13	AAC																			
March 14	AAC																			
March 15	AAC																			
March 16	AAC																			

SEASON/CAREER HIGHS

	SEASON				CAREER				AMERICAN ATHLETIC CONFERENCE			
POINTS	-	-	-	-	-	-	-	-	-	-	-	-
FG	-	-	-	-	-	-	-	-	-	-	-	-
FGA	-	-	-	-	-	-	-	-	-	-	-	-
3FG	-	-	-	-	-	-	-	-	-	-	-	-
3FGA	-	-	-	-	-	-	-	-	-	-	-	-
FT	-	-	-	-	-	-	-	-	-	-	-	-
FTA	-	-	-	-	-	-	-	-	-	-	-	-
REBS	-	-	-	-	-	-	-	-	-	-	-	-
AST	-	-	-	-	-	-	-	-	-	-	-	-
BLK	-	-	-	-	-	-	-	-	-	-	-	-
STL	-	-	-	-	-	-	-	-	-	-	-	-
MIN	-	-	-	-	-	-	-	-	-	-	-	-

CAREER STATISTICS



32

MOUSSA CISSE
C | 6-11 | 229 | 5TH YEAR
CONAKRY, GUINEA
LAUSANNE COLLEGIATE SCHOOL / OLE MISS

2023-24 (OLE MISS)

- Appeared in 26 games for Ole Miss, making 17 starts.
- Averaged 17.5 minutes, 4.5 points, 4.6 rebounds, and 1.4 blocks per game.
- Led the team with 56 offensive rebounds.
- Finished the regular season ranked sixth in the SEC in blocks per game.
- Made his Ole Miss debut on December 2 in the Rebels' win over Memphis, grabbing five rebounds.
- Grabbed a season-best eight rebounds on February 17 against Missouri.
- On February 24 against South Carolina, scored a season-high 13 points with six boards and a season-best five blocks.

2022-23 (OKLAHOMA STATE)

- Played in 32 games and made 20 starts.
- Averaged 6.8 points, 8.0 rebounds, and 1.9 blocks per game.
- Recorded a double-double in four of the first seven games of the season.
- Set a new career mark with 15 rebounds against Southern Illinois on Nov. 10.
- Tied his career best with six blocks against UCF (also had 14 pts, 14 reb).
- Tied his career high with 18 points in 18 minutes against Oklahoma.
- Named to the Big 12 All-Defensive Team for the second year in a row.

2021-22 OKLAHOMA STATE)

- Saw action in 29 games, making 26 starts.
- Averaged 20 minutes, 7.2 points, 6.5 rebounds, and 1.8 blocks per game.
- Led the Big 12 in blocked shots.
- Scored 17 points with 10 rebounds, two blocked shots and a steal in his debut with Oklahoma state against UT Arlington.
- Recorded a season-best six blocks against College of Charleston.
- Posted five double-doubles.
- Named the 2022 Big 12 Defensive Player of the Year and to the All-Big 12 Defensive Team.

2020-21 (MEMPHIS)

- Started all 28 games for the Tigers and played 18.5 minutes per game.
- Averaged 6.6 points and 6.3 rebounds per outing.
- Blocked 46 shots for an average of 1.6 per game.
- Rebounding average was 10th among freshman in a season in Tigers history.
- Was just shy of becoming the fifth Tiger since 1992-93 to average at least 7.0 points and 7.0 rebounds per game.
- Was named the 2021 AAC Freshman of the Year and had a spot on the AAC All-Freshman Team (3x AAC Freshman of the Week).
- Ranked 7th in the league in rebounding, 2nd in blocked shots per game.
- Ranked fifth in offensive rebounds per game (2.3).
- Had four double-doubles and six games with 10 or more rebounds.

HIGH SCHOOL/PERSONAL

- During the 2019-20 season at Lausanne Collegiate School in Memphis, led the Lynx to the Division II-A state title.
- In the 54-44 championship game win over First Assembly Christian School, was named the MVP after finishing with 15 points, 10 rebounds and nine blocks.
- For the season, averaged 18.4 points, 15.3 rebounds and 9.2 blocks.
- In one game in late November 2019, posted a triple-double of 31 points, 22 rebounds and 21 blocks.
- Posted 17 triple-doubles during the season.
- Was named Tennessee's Mr. Basketball in Division II-A after the season.
- Ranked the No. 2 center in the nation by 247Sports Composite and a 5-star recruit.
- Spent childhood in Guinea before moving to the United States in December 2015.
- Transferred to Lausanne in the summer of 2019 from Middle Village, N.Y., after playing for Christ the King Regional.
- Led Christ the King Regional to the NYSFSSA state title game in 2019.
- Before attending Christ the King, played for St. Benedict's Prep as a teammate of former Tiger Precious Achiuwa, the 2020 American Athletic Conference Player of the Year.

CAREER STATISTICS

SEASON	TEAM	GP-GS	MIN/AVG	FG-FGA	FG%	3FG-3FGA	3FG%	FT-FTA	FT%	OFF	DEF	TOT	AVG	PF-FO	A	TO	BLK	STL	PTS	AVG
2020-21	Mem	28-28	519/18.5	80-145	.552	0-1	.000	24-74	.324	63	113	176	6.3	66-2	13	44	46	8	184	6.6
2021-22	OSU	29-26	580/20.0	80-143	.559	0-0	.000	50-89	.562	77	112	189	6.5	65-1	10	38	54	12	210	7.2
2022-23	OSU	32-20	722/22.6	92-158	.582	0-0	.000	34-83	.410	75	182	257	8.0	65-1	20	37	62	11	218	6.8
2023-24	UM	26-17	456/17.6	53-95	.558	0-2	.000	10-38	.263	56	64	120	4.6	59-1	8	27	36	17	116	4.5
2024-25	Mem	9-6	169/18.8	14-31	.452	0-0	.000	23-44	.523	20	27	47	5.2	20-1	5	10	12	3	51	5.7
TOTAL FOR Mem		37-34	688/18.6	94-176	.534	0-1	.000	47-118	.398	83	140	223	6.0	86-3	18	54	58	11	235	6.4
TOTAL		124-97	2447/19.7	319-572	.558	0-3	.000	141-328	.430	291	498	789	6.4	275-6	56	156	210	51	779	6.3

2024-25 GAME-BY-GAME

Date	Opponent	GS	Min	FG/A	PCT.	3FG/A	PCT	FT/A	PCT	OFF	DEF	TOTAL	AVG	PF	AST	TO	BLK	STL	PTS	AVG
Nov. 4	Missouri	-	19	4-7	.571	0-0	.000	6-11	.545	3	4	7	7.0	2	1	2	2	1	14	14.0
Nov. 9	at UNLV	-	12	1-3	.333	0-0	.000	0-0	.000	1	2	3	5.0	4	0	0	0	0	2	8.0
Nov. 15	Ohio	-	20	2-3	.667	0-0	.000	5-6	.833	1	4	5	5.0	1	1	1	1	0	9	6.7
Nov. 21	at San Francisco	1	20	0-2	.000	0-0	.000	4-9	.444	2	2	4	4.8	3	0	1	4	1	4	7.3
Nov. 25	vs. #2 UConn	1	28	1-2	.500	0-0	.000	3-6	.500	4	4	8	5.4	2	2	0	2	0	5	6.8
Nov. 26	vs. #RV Michigan State	1	25	4-6	.667	0-0	.000	1-2	.500	2	5	7	5.7	5	0	2	1	0	9	7.2
Nov. 27	#4 Auburn	1	16	0-1	.000	0-0	.000	0-0	.000	1	1	2	5.1	0	0	1	0	0	0	6.1
Dec. 4	Louisiana Tech	1	20	2-7	.286	0-0	.000	4-10	.400	5	4	9	5.6	2	1	2	2	1	8	6.4
Dec. 8	Arkansas State	1	10	0-0	.000	0-0	.000	0-0	.000	1	1	2	5.2	1	0	1	0	0	0	5.7
Dec. 14	at Clemson																			
Dec. 18	at Virginia																			
Dec. 21	Mississippi State																			
Dec. 28	Ole Miss																			
Jan. 2	at Florida Atlantic																			
Jan. 5	North Texas																			
Jan. 11	East Carolina																			
Jan. 16	at Temple																			
Jan. 19	at Charlotte																			
Jan. 23	Wichita state																			
Jan. 26	UAB																			
Jan. 30	at Tulane																			
Feb. 9	Temple																			
Feb. 13	at South Florida																			
Feb. 16	at Wichita State																			
Feb. 23	Florida Atlantic																			
Feb. 26	Rice																			
March 2	at UAB																			
March 4	at UTSA																			
March 7	South Florida																			
March 12	AAC																			
March 13	AAC																			
March 14	AAC																			
March 15	AAC																			
March 16	AAC																			

SEASON/CAREER HIGHS

	SEASON			CAREER			AMERICAN ATHLETIC CONFERENCE		
POINTS	14	vs. Missouri (11/4/24)		18	2x, last at Oklahoma (2/1/23)		15	at East Carolina (1/24/21)	
FG	4	2x, last vs. #RV Mich. St. (11/26/24)		8	2x, last at Oklahoma (2/1/23)		7	at East Carolina (1/24/21)	
FGA	7	2x, last vs. LA Tech (12/4/24)		13	at East Carolina (1/24/21)		13	at East Carolina (1/24/21)	
3FG	-	-		-	-		-	-	
3FGA	-	-		1	3x, last vs. Texas A&M (3/9/24)		1	at South Florida (3/2/21)	
FT	6	vs. Missouri (11/4/24)		6	2x, last vs. Missouri (11/4/24)		2	8x, last vs. Miss State (3/28/21)	
FTA	11	vs. Missouri (11/4/24)		11	vs. Missouri (11/4/24)		6	at South Florida (3/2/21)	
REBS	9	vs. LA Tech (12/4/24)		15	vs. Southern Illinois (11/10/22)		3	2x, last at ECU (2/29/24)	
AST	2	vs. #2 UConn (11/25/24)		3	at Texas Tech (3/4/23)		2	at Tulane (12/16/20)	
BLK	4	vs. San Francisco (11/21/24)		6	2x, last vs. UCF (11/18/22)		4	2x, last vs. SMU (1/26/21)	
STL	1	3x, last vs. LA Tech (12/4/24)		2	7x, last at Kentucky (2/13/24)		1	8x, last vs. Miss State (3/28/21)	
MINs	28	vs. #2 UConn (11/25/24)		38	vs. UCF (11/18/22)		25	vs. South Florida (12/29/20)	



42

DAIN DAINJA
C | 6-9 | 255 | R-SR.
BROOKLYN PARK, MINN.
PARK CENTER HS / ILLINOIS

2023-24 (ILLINOIS)

- One of six Illini to play in all 37 games.
- Ranked 6th on team in both scoring (6.3 ppg) and rebounds (3.7 rpg).
- Team-leading 68.2% from the field (101-148).
- Set the Illinois program record for consecutive field goals made at 20 (3/17-28), a streak that spanned six postseason games (3/15-28).
- Scored season-high 21 points (9-9 FGs) and tied season bests of 8 rebounds and 2 blocks vs. Morehead St. (3/21).

2022-23 (ILLINOIS)

- Finished 4th on the Illini in scoring (9.5) and 2nd in rebounding (5.5).
- Shot 63.6% from the field (131-206), 2nd in B1G in 2-point percentage.
- Ninth in Big Ten, (third on the team) in blocked shots (1.2 bpg).
- Scored a career high 22 points (8-10 FG) with four blocks and four steals vs. Bethune-Cookman (12/29).
- Registered 20 points and career-high 15 rebounds with five blocks vs. Kansas City (11/11).
- 17 points and 10 boards for first career double-double in Illinois debut vs. Eastern Illinois (11/7).

2021-22 (BAYLOR)

- Appeared in Baylor's first three games of the season, totaling six points and three rebounds in nine minutes, before electing to transfer.
- Transferred to Illinois at the semester break and practiced with the Illini during the spring semester.

2020-21 (BAYLOR)

- Sat out the season as a redshirt during Baylor's run to the 2021 NCAA Championship.

HIGH SCHOOL/PERSONAL

- Four-star, top-100 recruit in Class of 2020, ranked No. 52 by ESPN and No. 91 by 247Sports.
- Led Park Center to a 23-5 record, conference title, and SAAAA section final as a senior before the season was cut short by the COVID-19 pandemic.
- Second-team All-State by the Associated Press.
- Minnesota Basketball Coaches Association All-Star Series green team.
- All-Northwest Suburban West Conference Team.
- Parents are Baba Dainja and Latasha Kilgore.
- Father played college basketball at Minnesota from 1990-93.
- Hobbies include fashion, clothing and photoshoots.
- Favorite athlete is Carmelo Anthony.
- Favorite artist is Young Dolph.
- Enjoys soul food.
- Lists his father as the person who has most influenced his basketball career, "He brought the game to me and worked with me."

2024-25 GAME-BY-GAME

Date	Opponent	GS	Min	FG/A	PCT.	3FG/A	PCT	FT/A	PCT	OFF	DEF	TOTAL	AVG	PF	AST	TO	BLK	STL	PTS	AVG
Nov. 4	Missouri	1	25	2-4	.500	0-0	.000	2-2	1.000	1	7	8	8.0	2	2	2	1	1	6	6.0
Nov. 9	at UNLV	1	32	3-5	.600	0-0	.000	3-4	.750	2	9	11	9.5	2	4	3	1	0	9	7.5
Nov. 15	Ohio	1	24	3-7	.429	0-0	.000	1-4	.250	1	1	2	7.0	1	3	1	1	0	7	7.3
Nov. 21	at San Francisco	-	26	6-10	.600	0-0	.000	6-7	.857	2	5	7	7.0	2	0	4	3	2	18	10.0
Nov. 25	vs. #2 UConn	-	22	7-10	.700	0-0	.000	0-0	.000	1	4	5	6.6	4	1	3	0	0	14	10.8
Nov. 26	vs. #RV Michigan State	-	15	3-5	.600	0-0	.000	1-1	1.000	2	0	2	5.8	5	1	1	1	0	7	10.2
Nov. 27	#4 Auburn	-	26	6-11	.545	0-0	.000	3-5	.600	3	2	5	5.7	5	0	2	0	1	15	10.9
Dec. 4	Louisiana Tech	-	20	3-8	.375	0-0	.000	0-0	.000	3	5	8	6.0	2	3	2	0	0	6	10.3
Dec. 8	Arkansas State	-	26	4-10	.400	0-0	.000	8-14	.571	6	6	12	6.7	2	2	2	0	0	16	10.9
Dec. 14	at Clemson																			
Dec. 18	at Virginia																			
Dec. 21	Mississippi State																			
Dec. 28	Ole Miss																			
Jan. 2	at Florida Atlantic																			
Jan. 5	North Texas																			
Jan. 11	East Carolina																			
Jan. 16	at Temple																			
Jan. 19	at Charlotte																			
Jan. 23	Wichita state																			
Jan. 26	UAB																			
Jan. 30	at Tulane																			
Feb. 9	Temple																			
Feb. 13	at South Florida																			
Feb. 16	at Wichita State																			
Feb. 23	Florida Atlantic																			
Feb. 26	Rice																			
March 2	at UAB																			
March 4	at UTSA																			
March 7	South Florida																			
March 12	AAC																			
March 13	AAC																			
March 14	AAC																			
March 15	AAC																			
March 16	AAC																			

SEASON/CAREER HIGHS

	SEASON				CAREER				AMERICAN ATHLETIC CONFERENCE			
POINTS	18	vs. San Francisco (11/21/24)	22	vs. Bethune-Cookman (12/29/22)	-				-			
FG	7	vs. #2 UConn (11/25/24)	9	3x, last vs. Morehead St. (3/21/24)	-				-			
FGA	11	vs. #4 Auburn (11/27/24)	12	2x, last vs. Rutgers (2/11/23)	-				-			
3FG	-	-	-	-	-				-			
3FGA	-	-	-	-	-				-			
FT	8	vs. Arkansas St. (12/8/24)	8	vs. Arkansas St. (12/8/24)	-				-			
FTA	14	vs. Arkansas St. (12/8/24)	14	vs. Arkansas St. (12/8/24)	-				-			
REBS	12	vs. Arkansas St. (12/8/24)	15	vs. Kansas City (11/11/22)	-				-			
AST	4	at UNLV (11/9/24)	4	at UNLV (11/9/24)	-				-			
BLK	3	vs. San Francisco (11/21/24)	5	vs. Kansas City (11/11/22)	-				-			
STL	2	vs. San Francisco (11/21/24)	4	vs. Bethune-Cookman (12/29/22)	-				-			
MINS	32	at UNLV (11/9/24)	32	3x, last at UNLV (11/9/24)	-				-			

CAREER STATISTICS

				Field Goals		3-Point		F-Throws		Rebounds										Scoring	
SEASON	TEAM	GP-GS	MIN/AVG	FG-FGA	FG%	3FG-3FGA	3FG%	FT-FTA	FT%	OFF	DEF	TOT	AVG	PF-FO	A	TO	BLK	STL	PTS	AVG	
2021-22	Baylor	3-0	8/2.8	2-4	.500	0-0	.000	2-3	.667	2	1	3	1.0	1-0	0	2	1	0	6	2.0	
2022-23	Illini	33-21	678/20.5	131-206	.636	0-0	.000	53-101	.525	67	116	183	5.5	64-0	17	50	39	25	315	9.5	
2023-24	Illini	38-3	411/10.8	101-151	.669	0-0	.000	31-65	.477	57	79	136	3.6	41-0	9	26	22	7	233	6.1	
2024-25	Mem	9-3	216/24.0	37-70	.529	0-0	.000	24-37	.649	21	39	60	6.7	25-2	16	20	6	4	98	10.9	
TOTAL FOR Mem		9-3	216/24.0	37-70	.529	0-0	.000	24-37	.649	21	39	60	6.7	25-2	16	20	6	4	98	10.9	
TOTAL		83-27	1313/15.8	271-431	.629	0-0	.000	110-206	.534	147	235	382	4.6	131-2	42	98	68	36	652	7.9	