



GAME NOTES

Clemson Tigers (4-1, 0-0 ACC) vs. San Francisco Dons (4-1, 0-0 WCC)

Game #6 • Neutral Site Game #1 • Non-Conference Game #6

TV: CBS Sports Network

Radio: 105.5 FM The Roar

Monday, November 25 • Ocean Center (Daytona Beach, Fla.) • 6:30 p.m. ET



31 POSTSEASON APPEARANCES | 14 NCAA TOURNAMENTS | 5 SWEET SIXTEENS | 2 ELITE EIGHTS | 1990 ACC REGULAR SEASON CHAMPIONS

CLEMSON RECORDS

Overall:	4-1	W1
vs. ACC opponents:	0-0	---
Non-Conference regular-season:	4-1	W1
Home:	4-0	W4
Away:	0-1	L1
Neutral:	0-0	---

BROADCAST INFORMATION

TV: CBS Sports Network (Jake Marsh and Mike O'Donnell)
 Watch Link: <https://bit.ly/3YLTvup>
 Radio: Clemson Athletic Network (Don Munson, Tim Bourret and Ben Milstead)
 Clemson Radio Affiliates: WCCP 105.5 The RoAR (Flagship)
 SiriusXM: Ch. 386, and on the SiriusXM App
 Live Stats: <https://stats.statbroadcast.com/broadcast?id=557332>

SERIES HISTORY

Overall: 0-0
 In Clemson: 0-0
 In San Francisco: 0-0
 At neutral sites: 0-0
 Current streak: None
 Coach Brownell vs. San Francisco: 0-0

SCHEDULE & RESULTS

Date	AP Rank	CU Opp	Opponent	TV	Eastern Time
O 30	-	-	Augusta EXHIB	N/A	W, 90-49
November (4-1)					
N 4	-	-	Charleston Southern	ACCNX	W, 91-64
N 8	-	-	Saint Francis	ACCNX	W, 88-62
N 12	-	-	Eastern Kentucky	ACCN	W, 75-62
N 17	-	-	at Boise State	CBSSN	L, 71-84
N 21	-	-	Radford	ACCNX	W, 79-51
N 25	-	-	vs. San Francisco ¹	CBSSN	6:30 p.m.
N 26	-	-	vs. Penn State or Fordham ¹	CBSSN	TBA
N 29	-	-	Florida A&M	ACCNX	7 p.m.
December (0-0)					
D 3	-	-	Kentucky ²	ESPN	9:30 p.m.
D 7	-	-	at Miami (Fla.)*	ESPN2	12 p.m.
D 14	-	-	Memphis	ESPN2	11 a.m.
D 17	-	-	at South Carolina	SECN	7 p.m.
D 21	-	-	Wake Forest*	ESPN	2:30 p.m.
January (0-0)					
J 1	-	-	Stanford*	ACCN	TBA
J 4	-	-	California*	ESPN2	8:30 p.m.
J 7	-	-	at Louisville*	ESPN2/U	7 p.m.
J 11	-	-	Florida State*	ACCN	2 p.m.
J 14	-	-	at Georgia Tech*	ACCN	9 p.m.
J 18	-	-	at Pittsburgh*	The CW	12 p.m.
J 22	-	-	Syracuse*	ACCN	7 p.m.
J 25	-	-	at Virginia Tech	ACCN	5 p.m.
February (0-0)					
F 1	-	-	at NC State*	The CW	1:30 p.m.
F 4	-	-	Georgia Tech*	ACCN	9 p.m.
F 8	-	-	Duke*	ESPN	6 p.m.
F 10	-	-	North Carolina*	ESPN	7 p.m.
F 15	-	-	at Florida State*	The CW	12 p.m.
F 22	-	-	at SMU*	ACCN	4 p.m.
F 26	-	-	Notre Dame*	ACCN	7 p.m.
March (0-0)					
M 1	-	-	at Virginia*	ESPN/2	12 p.m.
M 5	-	-	at Boston College*	ESPN2/U	7 p.m.
M 8	-	-	Virginia Tech*	ESPNU	6 p.m.
M 11-15	ACC Tournament Championship ³				

PRONUNCIATIONS

Jake Heidbreder (HIDE-breeder); Ian Schieffelin (CHEF-lynn);
 Asa Thomas (ACE-uh); Daniel Nauseef (NAW-seef); Andrew Latiff
 (LUH-tiff); Brad Brownell (BROWN-neh)

TABLE OF CONTENTS

Broadcast Sheet	2
Roster/Headshots	3
Head Coach Brad Brownell	4
Team Notes	5-10
Player Stats/Notes	11-19
Miscellaneous Stats	20
Superlatives	21
Stats	22-23

ATHLETIC COMMUNICATIONS

Address: 100 Perimeter Rd., Clemson, SC 29634
 Basketball SID: Ben Winterrowd
 Email: winterr@clemson.edu
 Cell: 630-862-8828
 Website: ClemsonTigers.com
 Twitter/Instagram: @ClemsonMBB

CLEMSON BASKETBALL HEADLINES

CLEMSON vs. SAN FRANCISCO

• This will be the first meeting in program history between Clemson and San Francisco. Clemson is 2-2 all-time against traditional members of the West Coast Conference.

CLEMSON BASKETBALL HEADLINES


- Dillon Hunter turned in a career-high 15 points in the Tigers' victory over Radford (11/21). He connected on a career-best seven made field goals and finished with two 3-pointers in the contest. It was the first double-digit scoring game of his career. His previous best was nine points vs. Georgia Tech on 1/24/23.
- Chauncey Wiggins posted a season high 16 points on seven made field goals in a win over Radford (11/21).
- Chase Hunter posted a career-high 30 points in a loss at Boise State (11/17). He also totaled a career-best 12 made field goals in the effort. He became the 21st player in program history to score 30 in a true road game and it was the 33rd overall occurrence in a true road environment.
- Chase Hunter and Dillon Hunter completed their last two contests with each recording a career-best in points. Chase finished 12-21 at Boise State with a career-high 30 points, topping his previous best of 26. Dillon helped lead the Tigers to a 29-point victory over Radford with a career-high 15 points. He finished 5-8 from the floor. His previous best was nine points.
- Ian Schieffelin is one of just six players in the country averaging at least 11.0 points, 10.0 rebounds and 3.0 assists per game and is the only player in the ACC to do so through five games.
- Dating back to the beginning of the 2023-24 season, Chase Hunter has scored at the end of a half for Clemson in 13 different games. In those 13 games, Hunter has totaled 30 points in the last five seconds of either the first or second half. Clemson is 10-3 in those games.
- Clemson opened the season with consecutive victories of 25 points or more for the 10th time in program history. The Tigers defeated Charleston Southern (+27) and Saint Francis (+26).
- Clemson has totaled nine or more steals in the first two games of the season, including 12 against Saint Francis. The Tigers swiped nine just twice last season. Clemson has collected 12 or more steals on 15 occasions under Brad Brownell and are 13-2 in those games.
- Ian Schieffelin posted his first double-double of the season against Saint Francis (16 points and 13 rebounds). It was the 13th of his career and 21st double-digit rebounding game of his career.
- Ian Schieffelin and Chase Hunter were tabbed preseason Second Team All-ACC on Tuesday by media at the league's annual preseason media day, which was held in Charlotte on Oct. 10.
- In addition, Clemson was predicted to finish fourth in the ACC. That is the highest preseason prediction for the Tigers since 2010 when they were picked to finish third. The last time Clemson was picked fourth in the preseason poll was 2008 when they finished third.
- Hunter became the 46th 1,000-point scorer in Clemson history against Louisville (January 30, 2024) and currently has 1,317 career points.
- Head Coach Brad Brownell has used the transfer portal to blend his team full of high school and developed players in the program to add collegiate experience from the outside.
- Clemson added ACC veteran guard Jaeden Zackery (Boston College), Big 12 veteran center Viktor Lakhin (Cincinnati), veteran forward Myles Foster (Illinois State) and a young center Christian Reeves (Duke).
- Per Stats Perform research, blended with the returners to the roster, Clemson has 437 career starts amongst its team's top six most experienced players – the ninth-most starts in the country.
- Of Division I teams that boast the most players with at least 50 or more starts in their careers, the Tigers tied for fourth nationally with six.
- Clemson has won 39-out-of-40 games (39-1) to open a season, which dates back to the 1985-86 season. Brownell is 14-1 in season openers at Clemson, including this season's 91-64 win over Charleston Southern.
- Only five players in the ACC for the 2024-25 season will finish their careers this season at the same school they started, and has also been a starter for three or more seasons. The list includes Chase Hunter and Ian Schieffelin from the Tigers, in addition to, RJ Davis (UNC), Cameron Hildreth (Wake Forest) and Maxime Raynaud (Stanford).
- Brownell has led the Tigers to the fourth-most overall wins amongst ACC teams since 2017-18 (144). The Tigers have won 72 games in the league, which ranks fifth in that same time frame.
- Brownell signed a contract extension that runs through 2029. Brownell is the winningest coach in program history with 267 wins as the leader of the Tigers, earning the 2017-18 Sports Illustrated National College Coach of the Year Award. The Tigers have reached the NCAA Tournament four times, including three in the last seven seasons that have culminated in a Sweet 16 appearance in 2018 and an Elite Eight in 2024. They are one of just 24 programs since 2018 to advance to a Sweet 16 and Elite Eight in separate seasons.

STATISTICAL OUTLOOK

	Clemson	Instagram	Ht.	Wt.	Yr.	Hometown	GP/GS	PPG	RPG	APG	MPG
C 0	Viktor Lakhin	lakhinviktor_	6-11	245	Sr.	Anapa, Russia	5/5	11.8	5.8	1.2	21.8
G 1	Chase Hunter	chasehun1er	6-4.5	202	Gr.	Atlanta, Ga.	5/5	17.8	3.0	2.8	30.4
G 2	Dillon Hunter	dillonhunter	6-3.5	192	Jr.	Atlanta, Ga.	4/0	7.0	1.5	1.0	16.7
G 3	Jake Heidbreder	jakeheidbreder	6-5.5	186	RJr.	Floyds Knobs, Ind.	5/0	4.6	0.6	0.8	12.6
F 4	Ian Schieffelin	ian4schieff	6-8	240	Sr.	Atlanta, Ga.	5/5	11.8	10.4	3.0	30.5
F 5	Asa Thomas	_asathomas_	6-7	200	RFr.	Lake Forest, Ill.	5/0	2.2	0.2	0.2	2.7
F 6	Myles Foster	mylessb	6-7	245	Gr.	Brooklyn, N.Y.	5/0	5.0	3.2	0.4	11.2
F 7	Chauncey Wiggins	chauncey.30	6-10.5	216	Jr.	Grayson, Ga.	5/5	8.8	3.0	1.0	25.1
F 8	Dallas Thomas	bgadallas	6-9	180	Fr.	Little Rock, Ark.					REDSHIRT
G 10	Del Jones	selfmade.del2x	6-2.5	187	Fr.	Landover, Md.	5/0	4.6	2.0	1.2	14.2
G 11	Jaeden Zackery	jaeden_zackery	6-1	218	Gr.	Salem, Wis.	5/5	7.2	3.6	2.8	29.9
G 13	Andrew Latiff	a.latiff11	6-5	184	Sr.	Clemson, S.C.	2/0	0.0	0.0	0.0	1.3
C 14	Christian Reeves	cmr_32_	7-2	253	RSO.	Charlotte, N.C.	5/0	1.4	1.6	0.0	6.2
G 20	Matt Kelly	matt.kelly1	6-2	175	Jr.	Charleston, S.C.	2/0	0.0	0.5	0.0	1.3
G 21	Ace Buckner	acebuckner_	6-3	170	Fr.	Dallas, Texas	---	---	---	---	---
F 32	Daniel Nauseef	dnauseef	6-7	210	Jr.	Dayton, Ohio	2/0	0.0	0.0	0.5	1.3
F 35	Jackson Roberts	jacksonrob06	6-11	247	Fr.	Tampa, Fla.	2/0	0.0	0.5	0.0	1.3



0		VIKTOR LAKHIN (LOCK-IN) RSR • C • 6-11 • 245 • ANAPA, RUSSIA/CSKA-2/CINCINNATI <table border="1"> <thead> <tr> <th></th> <th>MIN</th> <th>PTS</th> <th>REB</th> <th>AST</th> <th>FG%</th> <th>3FG%</th> <th>FT%</th> </tr> </thead> <tbody> <tr> <td>24-25</td> <td>21.8</td> <td>11.8</td> <td>5.8</td> <td>1.2</td> <td>.523</td> <td>.222</td> <td>.647</td> </tr> <tr> <td>Career</td> <td>19.1</td> <td>8.7</td> <td>5.6</td> <td>0.8</td> <td>.557</td> <td>.257</td> <td>.564</td> </tr> </tbody> </table> Season Highs: PTS (19), REB (12), FG (8), 3FG (1), FT (5), AST (3), BLK (3), STL (2)		MIN	PTS	REB	AST	FG%	3FG%	FT%	24-25	21.8	11.8	5.8	1.2	.523	.222	.647	Career	19.1	8.7	5.6	0.8	.557	.257	.564	<ul style="list-style-type: none"> » Season-high 26 points (with 11 rebounds) vs. Eastern Washington last season, first of six-straight double-digit scorin games. » Became one of the most improved players in the AAC during 2022-23, averaging 11.6 points and 7.1 rebounds (team-high). He was 15th nationally (61.7% FG) and fourth in the AAC in blocks per game (1.4). » Started 24 games in 2023-24; started 32 of 33 in 2022-23. » Three years at Cincinnati before transferring to Clemson.
	MIN	PTS	REB	AST	FG%	3FG%	FT%																				
24-25	21.8	11.8	5.8	1.2	.523	.222	.647																				
Career	19.1	8.7	5.6	0.8	.557	.257	.564																				
1		CHASE HUNTER GR. • G • 6-4.5 • 200 • ATLANTA, GA./WESTLAKE HS <table border="1"> <thead> <tr> <th></th> <th>MIN</th> <th>PTS</th> <th>REB</th> <th>AST</th> <th>FG%</th> <th>3FG%</th> <th>FT%</th> </tr> </thead> <tbody> <tr> <td>24-25</td> <td>30.4</td> <td>17.8</td> <td>3.0</td> <td>2.8</td> <td>.579</td> <td>.483</td> <td>.692</td> </tr> <tr> <td>Career</td> <td>26.0</td> <td>9.5</td> <td>2.4</td> <td>2.6</td> <td>.421</td> <td>.327</td> <td>.798</td> </tr> </tbody> </table> Season Highs: PTS (30), FG (12), 3FG (4), FT (4), REB (5), AST (6), BLK (1), STL (3)		MIN	PTS	REB	AST	FG%	3FG%	FT%	24-25	30.4	17.8	3.0	2.8	.579	.483	.692	Career	26.0	9.5	2.4	2.6	.421	.327	.798	<ul style="list-style-type: none"> » Career high 30 points at Boise State; Career high 12 made field goals at Boise State. » Led Clemson in NCAA Tournament and to the Elite Eight last season. Averaged 17.8 points, 4.3 rebounds and 5.8 assists. » Earned Preseason All-ACC Second Team honors in 2024; Named to 2024 NCAA All-West Region Team. » 36 games played and games started (tied for the most in both in program history). » Eclipsed 1,000 career points vs. Louisville (1/30/24) and is 23rd all-time (1,317)
	MIN	PTS	REB	AST	FG%	3FG%	FT%																				
24-25	30.4	17.8	3.0	2.8	.579	.483	.692																				
Career	26.0	9.5	2.4	2.6	.421	.327	.798																				
2		DILLON HUNTER JR. • G • 6-3.5 • 187 • ATLANTA, GA./WESTLAKE HS <table border="1"> <thead> <tr> <th></th> <th>MIN</th> <th>PTS</th> <th>REB</th> <th>AST</th> <th>FG%</th> <th>3FG%</th> <th>FT%</th> </tr> </thead> <tbody> <tr> <td>24-25</td> <td>16.7</td> <td>7.0</td> <td>1.5</td> <td>1.0</td> <td>.391</td> <td>.417</td> <td>.714</td> </tr> <tr> <td>Career</td> <td>13.6</td> <td>2.2</td> <td>1.4</td> <td>1.2</td> <td>.360</td> <td>.254</td> <td>.537</td> </tr> </tbody> </table> Season Highs: PTS (15), FG (5), 3FG (2), FT (3), REB (3), AST (3), STL (2)		MIN	PTS	REB	AST	FG%	3FG%	FT%	24-25	16.7	7.0	1.5	1.0	.391	.417	.714	Career	13.6	2.2	1.4	1.2	.360	.254	.537	<ul style="list-style-type: none"> » Career-high 15 points (5 FG - career best) vs. Radford (11/21/24). » He is the younger brother of current Tiger Chase Hunter, was ranked No. 64 in the ESPN 100 and rated a four-star prospect. » Hunter chose Clemson over Baylor, Auburn, Florida State, Kentucky, Georgia and Georgia Tech. » "He has excellent vision and a feel for the game, which makes him an outstanding passer and facilitator who complements our other freshmen very well."
	MIN	PTS	REB	AST	FG%	3FG%	FT%																				
24-25	16.7	7.0	1.5	1.0	.391	.417	.714																				
Career	13.6	2.2	1.4	1.2	.360	.254	.537																				
3		JAKE HEIDBREDER (HIDE-BREEDER) RJR. • F • 6-5.5 • 186 • FLOYDS KNOBS, IND./FLOYDS KNOBS HS/AIR FORCE <table border="1"> <thead> <tr> <th></th> <th>MIN</th> <th>PTS</th> <th>REB</th> <th>AST</th> <th>FG%</th> <th>3FG%</th> <th>FT%</th> </tr> </thead> <tbody> <tr> <td>24-25</td> <td>12.6</td> <td>4.6</td> <td>0.6</td> <td>0.8</td> <td>.429</td> <td>.500</td> <td>1.000</td> </tr> <tr> <td>Career</td> <td>31.6</td> <td>12.3</td> <td>3.1</td> <td>1.7</td> <td>.490</td> <td>.396</td> <td>.844</td> </tr> </tbody> </table> Season Highs: PTS (9), FG (3), 3FG (3), FT (3), REB (1), AST (3)		MIN	PTS	REB	AST	FG%	3FG%	FT%	24-25	12.6	4.6	0.6	0.8	.429	.500	1.000	Career	31.6	12.3	3.1	1.7	.490	.396	.844	<ul style="list-style-type: none"> » 2023 All-Mountain West Third Team, 303 points in 2022 was then-Air Force freshman record in Mountain West era (4th all time). » Averaged a team-leading 15.1 points per game last season at Air Force and was fourth in the Mountain West with 75 threes (seventh best in a season at Air Force). » Shooting splits of .483/.399/.867 last season. » Indiana Junior All-Star in high school and scored 1,228 points at Floyd Central H.S. » Three-time First Team All-Hoosier Hills Conference; All-State Honorable Mention by AP
	MIN	PTS	REB	AST	FG%	3FG%	FT%																				
24-25	12.6	4.6	0.6	0.8	.429	.500	1.000																				
Career	31.6	12.3	3.1	1.7	.490	.396	.844																				
4		IAN SCHIEFFELIN (CHEF-LIN) SR. • F • 6-8 • 240 • ATLANTA, GA./GRAYSON HS <table border="1"> <thead> <tr> <th></th> <th>MIN</th> <th>PTS</th> <th>REB</th> <th>AST</th> <th>FG%</th> <th>3FG%</th> <th>FT%</th> </tr> </thead> <tbody> <tr> <td>24-25</td> <td>30.5</td> <td>11.8</td> <td>10.4</td> <td>3.0</td> <td>.500</td> <td>.400</td> <td>.722</td> </tr> <tr> <td>Career</td> <td>20.6</td> <td>6.7</td> <td>5.9</td> <td>1.8</td> <td>.516</td> <td>.402</td> <td>.717</td> </tr> </tbody> </table> Season Highs: PTS (16), FG (6), 3FG (2), FT (4), REB (13), AST (4), BLK (2), STL (2)		MIN	PTS	REB	AST	FG%	3FG%	FT%	24-25	30.5	11.8	10.4	3.0	.500	.400	.722	Career	20.6	6.7	5.9	1.8	.516	.402	.717	<ul style="list-style-type: none"> » 2024 Preseason All-ACC Second Team. » 2023-24 ACC's Most Improved Player; 2024 All-West Region Team. » Averaged 10.1 points, 9.4 rebounds and 2.2 assists last year (all career highs). » 16 points, 11 rebounds vs. UNC (1/6); Added career highs in steals (5) and blocks (4). » Career high 17 rebounds in win at Pittsburgh (7-10); Second career double-double vs. S. Car. » Career-high 20 points and 14 rebounds vs. The Citadel (Nov. 7); Career-best 9 off. rebounds. » Chose Clemson over Virginia Tech and Dayton.
	MIN	PTS	REB	AST	FG%	3FG%	FT%																				
24-25	30.5	11.8	10.4	3.0	.500	.400	.722																				
Career	20.6	6.7	5.9	1.8	.516	.402	.717																				
5		ASA THOMAS (ACE-UH) RFR. • F • 6-7 • 185 • LAKE FOREST, ILL./LAKE FOREST HS <table border="1"> <thead> <tr> <th></th> <th>MIN</th> <th>PTS</th> <th>REB</th> <th>AST</th> <th>FG%</th> <th>3FG%</th> <th>FT%</th> </tr> </thead> <tbody> <tr> <td>24-25</td> <td>2.7</td> <td>2.2</td> <td>0.2</td> <td>0.2</td> <td>.600</td> <td>.600</td> <td>.667</td> </tr> <tr> <td>Career</td> <td>2.7</td> <td>2.2</td> <td>0.2</td> <td>0.2</td> <td>.600</td> <td>.600</td> <td>.667</td> </tr> </tbody> </table> Season Highs: PTS (3), FG (1), 3FG (1), FT (2), REB (1), AST (1), STL (1)		MIN	PTS	REB	AST	FG%	3FG%	FT%	24-25	2.7	2.2	0.2	0.2	.600	.600	.667	Career	2.7	2.2	0.2	0.2	.600	.600	.667	<ul style="list-style-type: none"> » Redshirted 2023-24 season at Clemson. Rated a three-star prospect, according to 247Sports and Rivals. Ranked as 8th-best player in the 2023 class from the state of Illinois. » 1,746 Career Points (2nd All-Time at Lake Forest HS), 295 Career 3PT FG Made - School Record, 98 3PT FG Made Season - School Record, 80 Career Wins - 2nd All-Time, 2x Illinois First Team All-State, 2x North Suburban Conf. Player of the Year » Led the Illinois Wolves (AAU) on the UAA circuit, averaging 15.1 points per game. » Chose Clemson over Illinois, Iowa, Wisconsin, Virginia Tech, Marquette and DePaul.
	MIN	PTS	REB	AST	FG%	3FG%	FT%																				
24-25	2.7	2.2	0.2	0.2	.600	.600	.667																				
Career	2.7	2.2	0.2	0.2	.600	.600	.667																				
6		MYLES FOSTER GR. • F • 6-7 • 245 • BROOKLYN, N.Y./BROOKS SCHOOL/ILL. STATE/MONMOUTH <table border="1"> <thead> <tr> <th></th> <th>MIN</th> <th>PTS</th> <th>REB</th> <th>AST</th> <th>FG%</th> <th>3FG%</th> <th>FT%</th> </tr> </thead> <tbody> <tr> <td>24-25</td> <td>11.2</td> <td>5.0</td> <td>3.2</td> <td>0.4</td> <td>.533</td> <td>.667</td> <td>.538</td> </tr> <tr> <td>Career</td> <td>20.3</td> <td>8.7</td> <td>5.1</td> <td>1.1</td> <td>.499</td> <td>.150</td> <td>.589</td> </tr> </tbody> </table> Season Highs: PTS (17), FG (6), 3FG (2), FT (4), REB (5), BLK (2), STL (1)		MIN	PTS	REB	AST	FG%	3FG%	FT%	24-25	11.2	5.0	3.2	0.4	.533	.667	.538	Career	20.3	8.7	5.1	1.1	.499	.150	.589	<ul style="list-style-type: none"> » Played in 32 games last season for Illinois State and made 31 starts before transferring to Clemson. » Averaged 12.4 points, 8.1 rebounds and 1.7 assists a year ago for the Redbirds. » Best game last year was at Kentucky: 20 points, 15 rebounds and 8-11 from the field. » Three-year player at Monmouth to begin his career. Played in 86 games and made 34 starts, averaging 7.5 points and 4.0 rebounds.
	MIN	PTS	REB	AST	FG%	3FG%	FT%																				
24-25	11.2	5.0	3.2	0.4	.533	.667	.538																				
Career	20.3	8.7	5.1	1.1	.499	.150	.589																				
7		CHAUNCEY WIGGINS JR. • F • 6-10.5 • 210 • GRAYSON, GA./GRAYSON HS <table border="1"> <thead> <tr> <th></th> <th>MIN</th> <th>PTS</th> <th>REB</th> <th>AST</th> <th>FG%</th> <th>3FG%</th> <th>FT%</th> </tr> </thead> <tbody> <tr> <td>24-25</td> <td>25.1</td> <td>8.8</td> <td>3.0</td> <td>1.0</td> <td>.415</td> <td>.316</td> <td>.571</td> </tr> <tr> <td>Career</td> <td>14.8</td> <td>4.5</td> <td>1.7</td> <td>0.7</td> <td>.438</td> <td>.358</td> <td>.677</td> </tr> </tbody> </table> Season Highs: PTS (16), FG (7), 3FG (2), FT (2), REB (5), AST (2), STL (1)		MIN	PTS	REB	AST	FG%	3FG%	FT%	24-25	25.1	8.8	3.0	1.0	.415	.316	.571	Career	14.8	4.5	1.7	0.7	.438	.358	.677	<ul style="list-style-type: none"> » Career-high 19 points vs. Memphis (12/16). » Rated a three-star prospect, according to 247Sports and Rivals. » Wiggins averaged 12.1 points, 6.6 rebounds, 2.3 assists, 1.2 steals and 1.8 blocks per game last season for Grayson. He was high school teammates with current Tiger Ian Schieffelin (Loganville, Ga./Grayson). Wiggins is ranked as the fourth-best player in the 2022 class from the state of Georgia and is a Top 150 player according to 247Sports. » Wiggins chose Clemson over NC State, Georgia, South Florida and Maryland.
	MIN	PTS	REB	AST	FG%	3FG%	FT%																				
24-25	25.1	8.8	3.0	1.0	.415	.316	.571																				
Career	14.8	4.5	1.7	0.7	.438	.358	.677																				
8		DALLAS THOMAS FR. • F • 6-9 • 180 • LITTLE ROCK, ARK./PARKVIEW MAGNET HS <table border="1"> <thead> <tr> <th></th> <th>MIN</th> <th>PTS</th> <th>REB</th> <th>AST</th> <th>FG%</th> <th>3FG%</th> <th>FT%</th> </tr> </thead> <tbody> <tr> <td>24-25</td> <td></td> <td></td> <td></td> <td></td> <td></td> <td></td> <td></td> </tr> <tr> <td>Career</td> <td></td> <td></td> <td></td> <td></td> <td></td> <td></td> <td></td> </tr> </tbody> </table> REDSHIRT Season Highs:		MIN	PTS	REB	AST	FG%	3FG%	FT%	24-25								Career								<ul style="list-style-type: none"> » Four-star forward who ranks as the No. 67 overall prospect and second in Arkansas in the 2024 class. He is the No. 24 small forward in the class, according to On3. » As a junior, Thomas nearly averaged a double-double with 16.5 points and 9.4 rebounds along with 2.3 assists and 2.1 blocks. He was named to the SBLive Arkansas All-State Second Team. » Thomas chose Clemson over Arkansas, LSU, Memphis and Missouri.
	MIN	PTS	REB	AST	FG%	3FG%	FT%																				
24-25																											
Career																											
10		DEL JONES FR. • G • 6-2.5 • 187 • LANDOVER, MD./AZ COMPASS SCHOOL (AZ) <table border="1"> <thead> <tr> <th></th> <th>MIN</th> <th>PTS</th> <th>REB</th> <th>AST</th> <th>FG%</th> <th>3FG%</th> <th>FT%</th> </tr> </thead> <tbody> <tr> <td>24-25</td> <td>14.2</td> <td>4.6</td> <td>2.0</td> <td>1.2</td> <td>.400</td> <td>.273</td> <td>.667</td> </tr> <tr> <td>Career</td> <td>14.2</td> <td>4.6</td> <td>2.0</td> <td>1.2</td> <td>.400</td> <td>.273</td> <td>.667</td> </tr> </tbody> </table> Season Highs: PTS (8), FG (2), 3FG (2), FT (2), REB (4), AST (2), BLK (1), STL (1)		MIN	PTS	REB	AST	FG%	3FG%	FT%	24-25	14.2	4.6	2.0	1.2	.400	.273	.667	Career	14.2	4.6	2.0	1.2	.400	.273	.667	<ul style="list-style-type: none"> » Four-star point guard and ranks as the No. 66 overall player and No. 14 point guard according to ESPN. He ranks No. 90 overall and No. 7 point guard in the 2024 class, according to 247Sports. » He played for Team Durant on the EYBL Circuit and averaged 10.8 points, 4.5 assists and 3.5 rebounds per game. » Jones chose Clemson over Arizona State, Oregon, Seton Hall and West Virginia.
	MIN	PTS	REB	AST	FG%	3FG%	FT%																				
24-25	14.2	4.6	2.0	1.2	.400	.273	.667																				
Career	14.2	4.6	2.0	1.2	.400	.273	.667																				
11		JAEDEN ZACKERY GR. • G • 6-1 • 218 • SALEM, WIS./WESTOSHA CENTRAL HS/BOSTON COLL. <table border="1"> <thead> <tr> <th></th> <th>MIN</th> <th>PTS</th> <th>REB</th> <th>AST</th> <th>FG%</th> <th>3FG%</th> <th>FT%</th> </tr> </thead> <tbody> <tr> <td>24-25</td> <td>29.9</td> <td>7.2</td> <td>3.6</td> <td>2.8</td> <td>.406</td> <td>.200</td> <td>.889</td> </tr> <tr> <td>Career</td> <td>33.6</td> <td>10.7</td> <td>3.2</td> <td>3.2</td> <td>.453</td> <td>.398</td> <td>.774</td> </tr> </tbody> </table> Season Highs: PTS (16), FG (6), 3FG (2), FT (4), REB (5), AST (6), STL (4)		MIN	PTS	REB	AST	FG%	3FG%	FT%	24-25	29.9	7.2	3.6	2.8	.406	.200	.889	Career	33.6	10.7	3.2	3.2	.453	.398	.774	<ul style="list-style-type: none"> » Three year starter at Boston College before transferring to Clemson this year. » Played in 102 games and made 100 career starts for the Eagles - career averages of 10.8 points, 3.2 rebounds and 3.2 assists. » Averaged 11.3 points, 3.3 rebounds, 4.2 assists last year while shooting 48.4% from the floor and 40.5% from three (both are career bests).
	MIN	PTS	REB	AST	FG%	3FG%	FT%																				
24-25	29.9	7.2	3.6	2.8	.406	.200	.889																				
Career	33.6	10.7	3.2	3.2	.453	.398	.774																				
14		CHRISTIAN REEVES RSO. • C • 7-2 • 253 • CHARLOTTE, N.C./OAK HILL ACADEMY (VA.)/DUKE <table border="1"> <thead> <tr> <th></th> <th>MIN</th> <th>PTS</th> <th>REB</th> <th>AST</th> <th>FG%</th> <th>3FG%</th> <th>FT%</th> </tr> </thead> <tbody> <tr> <td>24-25</td> <td>6.2</td> <td>1.4</td> <td>1.6</td> <td>0.0</td> <td>.500</td> <td>.000</td> <td>.750</td> </tr> <tr> <td>Career</td> <td>4.2</td> <td>1.5</td> <td>1.2</td> <td>0.1</td> <td>.667</td> <td>.000</td> <td>.667</td> </tr> </tbody> </table> Season Highs: PTS (3), FG (1), FT (2), REB (3), STL (1)		MIN	PTS	REB	AST	FG%	3FG%	FT%	24-25	6.2	1.4	1.6	0.0	.500	.000	.750	Career	4.2	1.5	1.2	0.1	.667	.000	.667	<ul style="list-style-type: none"> » Transferred from Duke to Clemson this season after two seasons for the Blue Devils. » Last season missed 13 games due to injury and enduring right ankle surgery that ended his season. » Played in 13 games as a rookie in 2022-23, shooting 71.4 percent from the floor (8-11). » Four-star center out of Oak Hill Academy, ranked as the No. 5 player from the state of North Carolina in his class by ESPN.
	MIN	PTS	REB	AST	FG%	3FG%	FT%																				
24-25	6.2	1.4	1.6	0.0	.500	.000	.750																				
Career	4.2	1.5	1.2	0.1	.667	.000	.667																				
21		ACE BUCKNER FR. • G • 6-3 • 170 • DALLAS, TEXAS/LA LUMIERE ACADEMY (IND.) <table border="1"> <thead> <tr> <th></th> <th>MIN</th> <th>PTS</th> <th>REB</th> <th>AST</th> <th>FG%</th> <th>3FG%</th> <th>FT%</th> </tr> </thead> <tbody> <tr> <td>24-25</td> <td></td> <td></td> <td></td> <td></td> <td></td> <td></td> <td></td> </tr> <tr> <td>Career</td> <td></td> <td></td> <td></td> <td></td> <td></td> <td></td> <td></td> </tr> </tbody> </table> Season Highs:		MIN	PTS	REB	AST	FG%	3FG%	FT%	24-25								Career								<ul style="list-style-type: none"> » Three-star, according to On3. Buckner is the son of former Littlejohn Legend Greg Buckner who played for the Tigers from 1994-98. » Averaged 8.8 points per game with All Ohio Red on the EYBL Circuit. Buckner boasted nearly a 2:1 assist/turnover ratio through 24 games on the circuit. He exploded for a 29-point performance at Peach Jam in July.
	MIN	PTS	REB	AST	FG%	3FG%	FT%																				
24-25																											
Career																											



ANDREW LATIF
 SR. • G • 6-5 • 195
 CLEMSON, S.C.
 DANIEL HS
 » First career points vs. Queens (12/22/23).
 » Promoted undergraduate manager
 » Team captain and two-year starter in high school

13



MATT KELLY
 SR. • G • 6-2 • 175
 CHARLESTON, S.C.
 PORTER-GAUD HS
 » First career points on a layup at North Carolina (Feb. 11, 2023).
 » Third year in the program.

20



DANIEL NAUSEEF
 SR. • F • 6-7 • 220
 DAYTON, OHIO
 CHAMINADE JULIENNE CATHOLIC
 » First career points vs. Richmond (Dec. 17, 2022).
 » Promoted undergraduate manager

32



JACKSON ROBERTS
 FR. • F/C • 6-11 • 247
 TAMPA, FLA.
 IMG ACADEMY
 » First year as a walk-on for the basketball program.

35

ROSTER

No	Name	Pos	Hgt	Wgt	Year	Hometown	Previous School	Pronunciation
0	Viktor Lakhin	C	6-11	245	RSr.	Anapa, Russia	CSKA-2/Cincinnati	LOCK-in
1	Chase Hunter	G	6-4.5	202	Gr.	Atlanta, Ga.	Westlake HS	
2	Dillon Hunter	G	6-3.5	192	Jr.	Atlanta, Ga.	Westlake HS	
3	Jake Heidbreder	G	6-5.5	186	RJr.	Floyds Knobs, Ind.	Floyd Knobs HS/Air Force	HIDE-breeder
4	Ian Schieffelin	F	6-8	240	Sr.	Atlanta, Ga.	Grayson HS	CHEF-lynn
5	Asa Thomas	F	6-7	200	Fr.	Lake Forest, Ill.	Lake Forest HS	ACE-uh
6	Myles Foster	F	6-7	245	Gr.	Brooklyn, N.Y.	Brooks School (Mass.)/Monmouth/Illinois State	
7	Chauncey Wiggins	F	6-10.5	216	So.	Grayson, Ga.	Grayson HS	
8	Dallas Thomas	F	6-9	180	Fr.	Little Rock, Ark.	Parkview Magnet	
10	Del Jones	G	6-2.5	187	Fr.	Landover, Md.	AZ Compass Prep	
11	Jaeden Zackery	G	6-1	218	Gr.	Salem, Wis.	Westosha Central HS/Chipola College/Boston College	JAY-den
13	Andrew Latiff	G	6-5	195	Sr.	Clemson, S.C.	Daniel HS	LUH-tiff
14	Christian Reeves	C	7-2	253	RSo.	Charlotte, N.C.	Oak Hill Academy/Duke	
20	Matt Kelly	G	6-2	175	Sr.	Charleston, S.C.	Porter-Gaud HS	
21	Ace Buckner	G	6-2	170	Fr.	Dallas, Texas	La Lumiere (Ind.)	
32	Daniel Nauseef	F	6-7	220	Sr.	Dayton, Ohio	Chaminade Julianne Catholic	NAW-seef
35	Jackson Roberts	F/C	6-11	247	Fr.	Tampa, Fla.	IMG Academy	

Head Coach: Brad Brownell

Associate Head Coach: Billy Donlon

Assistant Coaches: Sean Dixon and Dick Bender

Director of Basketball Operations: Andy Assaley

Director of Strength & Conditioning: Preston Greene

Director of Recruiting: Lucas McKay

Special Assistant to the Head Coach: Jeff Reynolds

Director of Player Development: Terrell McIntyre


Sports Medicine: Brad Crowe

Video Coordinator: AJ Morris

Nutritionist: Michelle Sweeney

Graduate Managers: Joel Dance and Kameron Langley

Undergraduate Managers: Tyler Pepicelli (Head Manager), Luke Ciprich, Rob Liollo, Jameson Browne, Carter Berry, Sebastian Miller, Cam White, Farrakhan Jones-James, LaMarr Randolph, Alijah Jones, Will Buchert, Grant Smethwick, James Liollo, Ben Calvert, Cam Shelnut, Jack Johnson, Josh Davis




#0 VIKTOR LAKHIN
C • 6-11 • 245 • RSr.
Anapa, Russia



#1 CHASE HUNTER
G • 6-4.5 • 202 • Gr.
Atlanta, Ga.



#2 DILLON HUNTER
G • 6-3.5 • 192 • Jr.
Atlanta, Ga.



#3 JAKE HEIDBREDER
G • 6-5.5 • 186 • RJr.
Floyds Knobs, Ind.



#4 IAN SCHIEFFELIN
F • 6-8 • 240 • Sr.
Atlanta, Ga.



#5 ASA THOMAS
F • 6-7 • 200 • RFr.
Lake Forest, Ill.



#6 MYLES FOSTER
F • 6-7 • 245 • Gr.
Brooklyn, N.Y.



#7 CHAUNCEY WIGGINS
F • 6-10.5 • 216 • Jr.
Grayson, Ga.



#8 DALLAS THOMAS
F • 6-9 • 180 • Fr.
Little Rock, Ark.



#10 DEL JONES
G • 6-2.5 • 187 • Fr.
Landover, Md.



#11 JAEDEN ZACKERY
G • 6-1 • 218 • Gr.
Salem, Wis.



#13 ANDREW LATIFF
G • 6-5 • 195 • Sr.
Clemson, S.C.



#14 CHRISTIAN REEVES
C • 7-2 • 253 • RSo.
Charlotte, N.C.



#20 MATT KELLY
G • 6-2 • 175 • Sr.
Charleston, S.C.



#21 ACE BUCKNER
G • 6-3 • 170 • Fr.
Dallas, Texas



#32 DANIEL NAUSEEF
F • 6-7 • 220 • Sr.
Dayton, Ohio



#35 JACKSON ROBERTS
F/C • 6-11 • 247 • Fr.
Tampa, Fla.



BRAD BROWNELL
Head Coach
15th Season



BILLY DONLON
Associate Head Coach
3rd Season




SEAN DIXON
Assistant Coach
3rd Season



DICK BENDER
Assistant Coach
13th Season*



ANDY ASSALEY
Operations
3rd Season



PRESTON GREENE
Strength and Conditioning
4th Season*



TERRELL MCINTYRE
Player Development
8th Season



JEFF REYNOLDS
Special Asst. to HC
4th Season



LUCAS MCKAY
Recruiting
12th Season*



BRAD CROWE
Sports Medicine
9th Season



AJ MORRIS
Video Coordinator
1st Season



MICHELLE SWEENEY
Nutrition
4th Season



WELLS HOAG
Asst. Sport Performance
1st Season



JOEL DANCE
Graduate Manager
2nd Season



KAMERON LANGLEY
Graduate Manager
1st Season

* - denotes multiple stints served on full-time staff for Clemson Basketball

HEAD COACH BRAD BROWNELL



(Clicking on Coach Brownell's headshot will take you to his online bio)

CAREER RECORDS

Overall Record: 436-275
 Conference Games (regular season career): 229-167
 Non-Conference Games (at Clemson): 131-49
 ACC Tournament: 7-13
 NCAA Tournament (career): 6-7
 Overtime Games (at Clemson): 14-8
 NIT (career): 4-4

CAREER RECORDS (ACC PLAY)

Overall Record (Regular Season): 128-127
 Overall Record (inc. postseason): 135-138
 ACC Tournament: 7-13

ALL-TIME WINNINGEST COACHES

1.	Brad Brownell (2010-present)	269-190
2.	Cliff Ellis (1985-94)	177-128
3.	Bill Foster (1975-84)	156-106
4.	Oliver Purnell (2003-10)	138-88
5.	Joe Davis (1932-40)	101-86

CAREER COACHING RECORDS

Season Victories: 25
 Cliff Ellis, 1986-87
 Oliver Purnell, 2006-07
 Brad Brownell, 2017-18

Home Victories

178, Brad Brownell (178-57), 2010-24

Road Victories

51, Brad Brownell, 2010-24

ACC Season Victories

14, Brad Brownell, 2022-23

ACC Home Victories

9, Brad Brownell, 2022-23

ACC Regular Season Career Victories

128, Brad Brownell (128-127), 2010-24

Overall Wins vs. ACC Teams

135, Brad Brownell (135-139), 2010-24

Overall Winning Percentage

vs. ACC Teams: .493, Brad Brownell (135-139), 2010-24

Overall ACC Home Winning Percentage

.680, Brad Brownell (87-41), 2010-24

ABOUT BRAD BROWNELL

Born November 15, 1968
Hometown Evansville, Indiana
High School Harrison High School
Degree DePauw University (1991); history
Master's University of Indianapolis (1994); history

FAMILY

Wife Paula
Daughter Abby
Daughter Kate

COACHING EXPERIENCE

Years	School, Position
1991-92	Evansville, graduate assistant
1992-94	Indianapolis; assistant coach
1994-2002	UNC Wilmington, assistant coach
2002-06	UNC Wilmington, head coach
2006-10	Wright State, head coach
2010-pres.	Clemson, head coach

PLAYING EXPERIENCE

Years
 1988-91 DePauw University
 (Ranks seventh in school history in career assists - 332; 15th in steals - 102; 17th in free throw percentage - .782)
 1989-90 Season
 .899 free throw percentage; 132 assists, 47 steals (all top 10 single season; 2nd in FT, 10th in AST, 9th in STL)

COACHING HONORS

2003 Colonial Athletic Association Coach of the Year
 2006 Colonial Athletic Association Coach of the Year
 2008 Horizon League Coach of the Year
 2018 Sports Illustrated College Basketball Coach of the Year

COACHING TREE

Zavier Anderson (Assistant coach at Florida International)
Nick Bowman (Assistant coach at UTSA)
Matt Bucklin (Assistant coach at Vanderbilt)
Tee Butters (Associate head coach at Arkansas State)
Kylen Butler (Assistant coach at Eastern Illinois)
Mark Byington (Head coach at Vanderbilt)
Austin Claunch (Head coach at UTSA)
Aaron Coombs (Head coach at Georgia Southwestern State)
Antonio Reynolds Dean (Associate head coach at Georgia)
Billy Donlon (Associate head coach at Clemson)
Jimmy Garrity (Head women's coach at Wofford)
Earl Grant (Head coach at Boston College)
Marty McGillan (Assistant coach at Longwood)
Riley McGillan (Assistant coach at Belmont Abbey)
Lucas McKay (Director of recruiting at Clemson)
AJ Morris (Video coordinator at Clemson)
Rick Ray (Assistant coach at Vanderbilt)
Richie Riley (Head coach at South Alabama)
Tanner Smith (Assistant coach at Appalachian State)

NBA DRAFT PICKS UNDER BROWNELL

2014 KJ McDaniels, 32nd to Philadelphia
 2017 Jaron Blossomgame, 59th to San Antonio
 2023 Hunter Tyson, 37th to Denver

BROWNELL'S YEAR-BY-YEAR HEAD COACHING RECORD

YEAR	SCHOOL	OVERALL	.PCT	CONF.	POSTSEASON
2002-03	UNC Wilmington	24-7	.744	15-3	NCAA, 1st round
2003-04	UNC Wilmington	15-15	.500	9-9	
2004-05	UNC Wilmington	19-10	.655	13-5	
2005-06	UNC Wilmington	25-8	.758	15-3	NCAA, 1st round
2006-07	Wright State	23-10	.697	13-3	NCAA, 1st round
2007-08	Wright State	21-10	.677	12-6	
2008-09	Wright State	20-13	.606	12-6	
2009-10	Wright State	20-12	.625	12-6	
2010-11	Clemson	22-12	.647	9-7	NCAA, 2nd round
2011-12	Clemson	16-15	.516	8-8	
2012-13	Clemson	13-18	.419	5-13	
2013-14	Clemson	23-13	.639	10-8	NIT, Semifinals
2014-15	Clemson	16-15	.516	8-10	
2015-16	Clemson	17-14	.548	10-8	
2016-17	Clemson	17-16	.515	6-12	NIT, 1st Round
2017-18	Clemson	25-10	.714	11-7	NCAA, Sweet 16
2018-19	Clemson	20-14	.588	9-9	NIT, 2nd Round
2019-20	Clemson	16-15	.516	9-11	No Postseason Due to COVID-19
2020-21	Clemson	16-8	.667	10-6	NCAA, 1st Round
2021-22	Clemson	17-16	.515	8-12	
2022-23	Clemson	23-11	.676	14-6	NIT, 1st Round
2023-24	Clemson	24-12	.667	11-9	NCAA, Elite Eight
2024-25	Clemson	4-1	.800	0-0	

HEAD COACHING SUMMARY

at UNC Wilmington	83-40	.675	52-20
at Wright State	84-45	.651	49-21
at Clemson	269-190	.586	128-127
TOTALS	436-275	.613	229-168

NOTE: Conference record is regular season only.



NOTES

DIVISION I, MOST COMBINED STARTS BY THE TOP 6 PLAYERS WITH THE MOST STARTS ON ACTIVE ROSTER

(prior to the 2024-25 season)

Rank	Team	# of Starts
1.	Alabama	589
2.	Louisville	522
3.	Kansas	512
4.	Kentucky	499
5.	Xavier	481
6.	Minnesota	446
7.	Texas	446
8.	Oklahoma State	445
9.	CLEMSON	437
10.	Nebraska	434

PRESEASON ALL-CONFERENCE TIGERS – TWO OF THE MOST EXPERIENCED IN THE ACC

- Only five players in the ACC for the 2024-25 season will finish their careers this season at the same school they started, and have also been a starter for three or more seasons.
- Chase Hunter and Ian Schieffelin were both named to the Preseason All-ACC Second Team by voting media at the league's annual media day in Charlotte.

MOST EXPERIENCED ACC PLAYERS AT ONE SCHOOL

(ordered by number of starts)

Player, School	Year at School	Games	Starts
RJ Davis, North Carolina	5	141	121
Chase Hunter, Clemson	6	138	95
Ian Schieffelin, Clemson	4	105	70
Cameron Hildreth, Wake Forest	4	106	69
Maxime Raynaud, Stanford	4	99	64

SEASON OPENING DOMINANCE

- Clemson has won 39-out-of-40 games (39-1) to open a season, which dates back to the 1985-86 season.
- Head coach Brad Brownell is 14-1 in season openers at Clemson.

BRAD BROWNELL SEASON OPENERS AT CLEMSON (14-1)

Date	Opponent	H/A/N	Score
11-4-24	Charleston Southern	H	W, 91-64
11-6-23	Winthrop	H	W, 78-56
11-7-22	The Citadel	H	W, 80-69
11-9-21	Presbyterian	H	W, 64-53
11-25-20	Mississippi State	N1	W, 53-42
11-5-19	Virginia Tech	H	L, 60-67
11-6-18	The Citadel	H	W, 100-80
11-10-17	Western Carolina	H	W, 85-57
11-11-16	Georgia	H	W, 74-64
11-13-15	NC Central	H	W, 74-40
11-14-14	Florida A&M	H	W, 86-41
11-8-13	Stetson	H	W, 71-56
11-12-12	Presbyterian	H	W, 77-44
11-11-11	Gardner-Webb	H	W, 65-44
11-13-10	Western Carolina	H	W, 87-64

(N1 - Space Coast Challenge, Melbourne, Fla.)

GAMES WITH AT LEAST 40.0 PERCENT 3-POINT SHOOTING

- Below is yearly rundown of games Clemson has shot at least 40 percent on three-point shots, total games played and Clemson's record when shooting at least 40 percent on threes.

GAMES WITH 40.0 PERCENT 3-POINT SHOOTING

Year	40% Games-Total Games	W-L
1986-87	18-31	16-2
1987-88	8-29	4-4
1988-89	10-30	8-2
1989-90	10-35	8-2
1990-91	8-28	4-4
1991-92	14-28	7-7
1992-93	10-30	8-2
1993-94	13-34	10-3
1994-95	11-28	7-4
1995-96	8-29	5-3
1996-97	6-33	6-0
1997-98	11-32	8-3
1998-99	9-35	4-5
1999-00	11-30	4-7
2000-01	7-31	2-5
2001-02	9-30	5-4
2002-03	9-28	6-3
2003-04	6-28	4-2
2004-05	7-32	5-2
2005-06	7-32	6-1
2006-07	11-36	8-3
2007-08	12-34	10-2

2008-09	11-32	9-2
2009-10	13-34	12-1
		166-73

BROWNELL ERA

2010-11	10-34	6-4
2011-12	12-31	8-4
2012-13	9-31	9-0
2013-14	6-36	4-2
2014-15	3-31	3-0
2015-16	8-31	5-3
2016-17	10-33	7-3
2017-18	12-35	12-0
2018-19	8-34	6-2
2019-20	5-31	5-0
2020-21	9-24	6-3
2021-22	15-33	11-4
2022-23	12-33	11-1
2023-24	11-36	11-0
2024-25	3-5	3-0

TOTAL 273-99 (.734)

- Clemson is 107-26 under Brownell when the Tigers make at least 40.0 percent on 3-point shots.

CLEMSON PREDICTED TO FINISH FOURTH IN ACC

- Ian Schieffelin (Atlanta, Ga./Grayson) and Chase Hunter (Atlanta, Ga./Westlake) were tabbed preseason Second Team All-ACC on Tuesday by media at the league's annual preseason media day, which was held in Charlotte on Oct. 10.
- In addition, Clemson was predicted to finish fourth in the ACC. That is the highest preseason prediction for the Tigers since 2010 when they were picked to finish third. The last time Clemson was picked fourth in the preseason poll was 2008 when they finished third.
- Schieffelin and Hunter were named to the second team along with Jamir Watkins (Florida State), Baye Ndongo (Georgia Tech) and Ishmael Leggett (Pitt).
- Schieffelin is coming off a season in which he earned the ACC's Most Improved Player award after averaging 10.1 points and 9.4 rebounds. It was the second time a Tiger has won the award (Jaron Blossomgame, 2016). He finished with 340 total rebounds – the sixth-most in a single season in program history.
- Schieffelin totaled his 10th and 11th double-doubles of the season with 16 points and 12 rebounds against New Mexico and 18 points and 11 rebounds against Alabama. With his 11th double-double, Schieffelin was just the second Clemson player to record double figures in double-doubles in a season since 2008-09. Hunter Tyson did it last year with 16, but that is the only other player to do it since Trevor Booker had 13 double-doubles in 2008-09. Schieffelin also had 17 double-digit rebounding games last season.
- Hunter returns for his sixth season after he led the Tigers in the NCAA Tournament with 17.8 points, 5.8 assists and 4.3 rebounds per game. He finished with 20 points and six assists against Baylor. It was his third 20-point game of the year and second in a row after a game-high 21 points on 8-of-16 shooting from the floor against New Mexico.
- Hunter became the 46th 1,000-point scorer in Clemson history against Louisville (January 30, 2024) and has 1,228 career points entering this season.

CLEMSON'S HOME SCHEDULE IN 2024-25

- Clemson welcomes many great opponents to Littlejohn Coliseum in 2024-25.
- The Tigers host five of the top eight winningest programs in college basketball history (Kentucky, UNC, Duke, Notre Dame and Syracuse), while also hosting Memphis in the non-conference portion of the schedule.
- Clemson drew Kentucky in the second annual ACC/SEC Challenge. It will be Kentucky's first trip to Clemson since 1933 when Clemson played its games in Fike Gym.
- The home schedule this season and coming off an Elite Eight appearance last year, added much excitement within the Clemson fan base.
- Clemson sold out of its season ticket allotment for the 2024-25 season. The most season tickets sold since the mid-1990's.

CLEMSON VS. SOUTHEASTERN CONFERENCE

(Games since 2016-17)

Date	Opponent	H/A/N	AP (CU/Opp)	Score
3-30-24	Alabama	N1	NR/19	L, 82-87
12-6-23	South Carolina	H	24/NR	W, 72-67
11-28-23	Alabama	A	NR/23	W, 85-77
11-11-23	South Carolina	A		L, 58-60
12-18-21	South Carolina	H		W, 70-56

BRAD BROWNELL VS. 2024-25 OPPONENTS

Opponent	at Clemson	Overall
Boise State	1-1	1-1
Boston College	13-6	13-6
California	1-0	1-0
Charleston Southern	3-0	3-0
Duke	4-13	4-14
Eastern Kentucky	1-0	1-0
Florida A&M	1-0	1-0
Florida State	13-17	13-17
Georgia Tech	21-9	21-9
Kentucky	0-0	0-0
Louisville	6-6	6-6
Memphis	0-1	0-1
Miami (Fla.)	9-11	9-11
North Carolina	4-14	4-16
NC State	14-10	14-11
Notre Dame	3-9	3-9
Pittsburgh	12-3	12-2
Radford	3-0	3-0
Saint Francis	1-0	1-0
San Francisco	0-0	0-0
SMU	0-1	0-1
South Carolina	7-6	7-6
Stanford	0-0	0-0
Syracuse	8-6	8-6
Virginia	3-17	3-17
Virginia Tech	9-12	9-12
Wake Forest	15-4	15-5

CLEMSON VS. 2024-25 OPPONENTS

Opponent	Overall
Boise State	1-1
Boston College	21-10
California	1-1
Charleston Southern	21-0
Duke	33-113
Eastern Kentucky	1-0
Florida A&M	3-0
Florida State	39-46
Georgia Tech	78-68
Kentucky	4-12
Louisville	6-9
Memphis	0-1
Miami (Fla.)	18-17
North Carolina	24-136
NC State	60-106
Notre Dame	3-9
Pittsburgh	12-3
Radford	6-0
Saint Francis	1-0
San Francisco	0-0
South Carolina	81-92
SMU	1-1
Stanford	0-0
Syracuse	10-6
Virginia	54-82
Virginia Tech	19-24
Wake Forest	67-102

12-12-20	Alabama	N2	W, 64-56
11-25-20	Mississippi State	N3	W, 53-42
12-8-19	South Carolina	H	L, 54-67
12-22-18	South Carolina	A	W, 78-68
12-8-18	Mississippi State	N4	L, 71-82
11-20-18	Georgia	N5	W, 64-49
3-18-18	Auburn	N6	W, 84-53
12-19-17	South Carolina	H	W, 64-48
12-16-17	Florida	N7 NR/22	W, 71-69
12-21-16	South Carolina	A NR/20	W, 62-60
12-18-16	Alabama	A	W, 67-54
11-11-16	Georgia	H	W, 74-64

(N1 - NCAA Tournament, Los Angeles, Calif.; N2 - Holiday Hoopsgiving, Atlanta, Ga.; N3 - Space Coast Challenge, Melbourne, Fla.; N4 - Never Forget Tribute Classic, Newark, N.J.; N5 - Cayman Islands Classic, Cayman Islands; N6 - NCAA Tournament, San Diego, Calif.; N7 - Orange Bowl Classic, Sunrise, Fla.)

CLEMSON CONSISTENTLY EXCEEDING PRESEASON EXPECTATIONS

- The Tigers were picked to finish fifth in the ACC last season, as voted on by selected media members.
- Fifth is the highest the Tigers have been picked in the preseason media poll since the 2008-09 season. Clemson was also picked fifth



NOTES

LITTLEJOHN COLISEUM

First Game: Nov. 30, 1968 (Clemson 76, Georgia Tech 72)
Games: 825
Overall Record: 610-215 (.739)
Non-Conference: 371-44 (.894) | **ACC:** 240-171 (.584)
Brownell Era: 162-53 (.753) | **Non-Con:** 82-12 (.872) | **ACC:** 80-39 (.672)
Total Attendance (Avg.): 6,652,318 (8,064)
Total Attendance (Avg. Minus COVID-19): 6,630,715 (8,156)
Most Wins / Season: 16 (2006-07; 2013-14)

LITTLEJOHN COLISEUM HOME RECORD

Year	Overall	Pct.	Attn.	Avg.
1968-69	4-7	.364	55,150	5,014
1969-70	6-5	.546	50,877	4,625
1970-71	8-4	.667	63,488	5,291
1971-72	6-4	.600	81,278	8,128
1972-73	9-2	.818	85,750	7,795
1973-74	9-4	.692	103,519	7,963
1974-75	11-1	.917	113,515	9,460
1975-76	8-5	.615	107,220	8,248
1976-77	13-2	.867	134,841	8,883
1977-78	10-5	.667	138,115	9,208
1978-79	13-3	.813	144,535	9,033
1979-80	15-0	1.000	130,900	8,727
1980-81	12-4	.750	145,792	9,112
1981-82	11-5	.688	139,731	8,733
1982-83	9-7	.563	131,063	8,191
1983-84	11-5	.688	129,600	8,100
1984-85	12-4	.750	130,136	8,134
1985-86	14-5	.737	144,699	7,616
1986-87	15-2	.882	142,274	7,328
1987-88	12-4	.750	117,250	7,328
1988-89	13-1	.929	114,123	8,151
1989-90	14-0	1.000	122,540	8,753
1990-91	9-7	.563	121,314	7,582
1991-92	12-4	.750	114,691	7,168
1992-93	11-5	.688	113,803	7,113
1993-94	11-4	.733	108,074	7,205
1994-95	11-5	.688	116,754	7,297
1995-96	14-2	.875	150,037	9,377
1996-97	12-3	.800	147,019	9,801
1997-98	11-3	.786	156,103	11,151
1998-99	12-3	.800	141,728	9,449
1999-00	7-9	.438	142,679	8,918
2000-01	9-7	.563	137,909	8,619
2001-02	8-8	.500	139,954	8,747
2002-03	5-4	.555	80,600	8,956
2003-04	10-6	.625	122,900	7,681
2004-05	10-5	.667	111,886	7,459
2005-06	12-4	.750	106,251	6,641
2006-07	16-4	.800	147,122	7,356
2007-08	14-2	.875	137,739	8,609
2008-09	13-3	.813	135,619	8,476
2009-10	14-2	.875	151,442	9,465
2010-11	15-2	.882	140,920	8,289
2011-12	11-5	.688	125,249	7,828
2012-13	8-7	.533	118,305	7,887
2013-14	16-3	.842	142,231	7,486
2014-15	11-6	.611	129,800	7,635
2015-16	Home games held in Greenville, S.C. due to renovation			
2016-17	11-6	.611	123,442	7,262
2017-18	15-1	.938	123,895	7,743
2018-19	14-5	.737	133,290	7,015
2019-20	11-6	.647	116,139	6,832
2020-21*	11-1	.912	21,613	1,801
2021-22	11-5	.688	106,578	6,662
2022-23	15-2	.882	110,795	6,518
2023-24	12-4	.750	123,289	7,706
2024-25	4-0	1.000	29,458	7,365

Attendance	Date	W/L	Results
13,863	1-9-1980	W	Clemson 87, Duke 82 (OT)
13,136	2-28-1990	W	Clemson 97, Duke 93
12,632	1-29-1977	W	Clemson 93, UNC 73
12,611	1-7-1987	W	Clemson 73, NC State 69
12,267	1-19-1981	L	Virginia 74, Clemson 59
12,258	1-17-1981	L	Maryland 68, Clemson 62 (OT)
12,013	2-24-1990	W	Clemson 69, UNC 61
11,909	1-11-1978	L	Duke 107, Clemson 85
11,800	1-22-1975	W	Clemson 83, Maryland 82
11,800	2-22-1975	W	Clemson 92, NC State 70
11,800	1-24-1976	L	Virginia 69, Clemson 62
11,742	1-23-1988	W	Clemson 69, S. Carolina 65

Note: The arena was named for J.C. Littlejohn, a long-time Clemson University employee, for many years the school's business manager.

that season.

- In 2022-23, the Tigers were picked 11th in the preseason poll, the Tigers finished with a 14-6 mark, the most conference wins in program history, the Tigers finished eight spots ahead of their projected finish.
- Clemson has exceeded the preseason poll projection 11 times in Head Coach Brad Brownell's 14 full seasons leading the program.
- With a 10-6 record in 2020-21, Clemson finished the season in a tie for fifth place in the ACC standings entering games. The Tigers were picked 10th in the preseason vote by the Atlantic Coast Conference Media – a five-place improvement over the preseason prediction.
- Brad Brownell's team had the second-best standing relative to its preseason prediction. Only Virginia Tech was better, standing eight spots ahead of its preseason prediction. Virginia Tech was 11th in the preseason media poll and finished in third.
- Brownell's teams have finished equal to or better than its preseason prediction by the ACC media in nine-of-his-previous 12 years. That includes a 10-place improvement in 2017-18 when the Tigers were picked 13th in the preseason and finished third.
- That is the all-time record improvement in ACC history from the preseason to the postseason. That team also reached the Sweet 16 of the NCAA Tournament and Brownell was named the National College Coach of the Year by Sports Illustrated.

CLEMSON ACC STANDING RELATIVE TO PRESEASON RANKING UNDER HEAD COACH BRAD BROWNELL

Year	Preseason	Final Record	Rank	+/-
2024-25	4th	---	---	---
2023-24	5th	11-9	5th	E
2022-23	11th	14-6	3rd	+8
2021-22	11th	8-12	10th	+1
2020-21	10th	10-6	5th	+5
2019-20	11th	9-11	8th	+3
2018-19	6th	9-9	9th	-3
2017-18	13th	11-7	3rd	+10
2016-17	11th	6-12	12th	-1
2015-16	12th	10-8	7th	+5
2014-15	11th	8-10	9th	+2
2013-14	14th	10-8	6th	+8
2012-13	8th	5-13	11th	-3
2011-12	7th	8-8	7th	E
2010-11	7th	9-7	4th	+3

BOLD signifies years that Clemson finished at least even with preseason rank.

CLEMSON'S MOST SUCCESSFUL BACK-TO-BACK SEASONS IN THE ACC

- Clemson finished 11-9 in the ACC last season, tied for fifth in the league. The Tigers finished 14-6 in 2022-23 and have now gone 25-15 over the last two seasons.
- The .625 winning percentage is the highest in program history over the course of back-to-back seasons in the ACC dating back to 1953-54.

CLEMSON'S MOST SUCCESSFUL TWO-YEAR RUNS IN ACC

Years	ACC Record	Pct.	Total Record	Pct.
2023-24	11-9	.550	25-15	.625
2022-23	14-6	.700		
1989-90	10-4	.714	17-11	.607
1988-89	7-7	.500		
1966-67	9-5	.643	17-11	.607
1965-66	8-6	.571		
2008-09	9-7	.562	19-13	.594
2007-08	10-6	.625		

BRAD BROWNELL SIGNS CONTRACT EXTENSION

- Clemson University and Head Basketball Coach Brad Brownell have agreed to a contract through 2029.
- "I'm honored and grateful to continue to lead the Clemson Basketball program. I want to thank Graham Neff, President Jim Clements and our entire administration for their continued belief and confidence in me and my staff. I am extremely proud of our recent success, both on and off the court, and there is not a better time than now to be a part of the Clemson family."
- Brownell is the winningest coach in program history with 265 wins as the leader of the Tigers, earning the 2017-18 Sports Illustrated National College Coach of the Year Award. The Tigers have reached the NCAA Tournament four times, including three in the last seven seasons that have culminated in a Sweet 16 appearance in 2018 and an Elite Eight in 2024. They are one of just 15 programs since 2018 to advance to a Sweet 16 and Elite Eight in separate seasons.
- Clemson most recently reached the Elite Eight for just the second time in history and the first time in 44 years. The Brownell

TIGERS IN THE NBA

Randy Mahaffey, F Kentucky Colonels	1968-69
New York Nets	1969-70
Carolina Cougars	1970-71
Skip Wise, G San Antonio Spurs	1975-76
Tree Rollins, C Atlanta Hawks	1978-88
Cleveland Cavaliers	1989-90
Detroit Pistons	1990-91
Houston Rockets	1991-93
Orlando Magic	1993-95
Larry Nance, F Phoenix Suns	1982-88
Cleveland Cavaliers	1988-94
Horace Grant, F Chicago Bulls	1988-94
Orlando Magic	1994-99, 2001-03
Seattle Supersonics	1999-2000
Los Angeles Lakers	2000-01, 2003-04
Devin Gray, F San Antonio Spurs, Sacramento Kings	1996-97
Houston Rockets	1999-2000
Elden Campbell, C Los Angeles Lakers	1990-99
Charlotte/New Orleans Hornets	1999-2002
Seattle Supersonics	2002-03
Detroit Pistons	2003-05
Dale Davis, F Indiana Pacers	1991-2000, 2004-05
Portland Trailblazers	2000-04
Golden State Warriors	2004-05
Detroit Pistons	2005-07
Chris Whitney, G San Antonio Spurs	1993-95
Washington Wizards	1995-2002, 2003-04
Denver Nuggets	2002-03
Orlando Magic	2002-03
Sharonne Wright, C Philadelphia 76ers	1994-95
Toronto Raptors	1995-98
Greg Buckner, G Dallas Mavericks	1999-2002, 2006-07
Philadelphia 76ers	2002-04
Denver Nuggets	2004-06
Minnesota Timberwolves	2007-08
Memphis Grizzlies	2008-09
Harold Jamison, F Miami Heat	1999-2000
Los Angeles Clippers	2001-02
Will Solomon, G Memphis Grizzlies	2001-02
Toronto Raptors, Sacramento Kings	2008-09
Trevor Booker, F Washington Wizards	2010-14
Utah Jazz	2014-16
Brooklyn Nets	2016-18
Indiana Pacers	2018
K.J. McDaniels, G Philadelphia 76ers	2014-15
Houston Rockets	2015-17
Brooklyn Nets	2017
Toronto Raptors	2017
Jaron Blossomgame, F Cleveland Cavaliers	2018-19
Donte Grantham, F Oklahoma City Thunder	2018-19
Hunter Tyson, F Denver Nuggets	2023-pres.
PJ Hall, F Denver Nuggets	2024-pres.

NOTES

1,000 POINT SCORERS

CLEMSON TIGER BASKETBALL 1,000-POINT CLUB					
Rk	Name	Years	GP	Avg	Pts
1.	Elden Campbell*	1986-90	123	15.3	1880
2.	Terrell McIntyre*	1995-99	126	14.6	1839
3.	Butch Zatezalo*	1967-70	75	23.5	1761
4.	Greg Buckner*	1994-98	122	14.4	1754
5.	Jaron Blossomgame	2013-17	128	13.5	1733
6.	Trevor Booker*	2006-10	134	12.9	1725
7.	PJ Hall	2020-24	120	14.2	1702
8.	Horace Grant*	1983-87	122	13.9	1696
9.	K.C. Rivers*	2005-09	134	12.6	1684
10.	Dale Davis*	1987-91	121	13.6	1650
11.	Bill Yarbrough*	1952-57	85	18.3	1553
12.	Vincent Hamilton*	1980-85	116	13.2	1530
13.	Marcquise Reed	2016-19	99	15.0	1484
14.	Cliff Hammonds*	2004-08	134	10.9	1465
15.	Tree Rollins*	1973-77	110	13.3	1463
16.	Will Solomon	1998-01	94	15.2	1431
17.	Stan Rome	1974-78	109	12.5	1365
	Demontez Stitt	2007-11	126	10.8	1365
19.	Vince Yockel*	1955-58	74	18.2	1350
20.	Larry Nance*	1977-81	117	11.5	1341
21.	Devin Gray	1991-95	94	14.1	1322
22.	Jim Brennan*	1961-64	76	17.3	1317
	Chase Hunter	2019-pres.	138	9.5	1317
24.	Sharonne Wright*	1991-94	92	14.2	1308
25.	Vernon Hamilton	2003-07	127	9.7	1238
26.	Harold Jamison	1995-99	129	9.5	1231
27.	Jim Sutherland*	1964-67	71	17.3	1230
28.	Edward Scott*	1999-03	112	10.9	1226
29.	Andre Young	2008-12	129	9.5	1223
30.	Shawan Robinson	2002-06	120	9.8	1177
31.	Randy Mahaffey*	1964-67	73	16.0	1171
32.	Sharrod Ford	2001-05	118	9.8	1154
	Devin Booker	2009-13	128	9.0	1154
34.	Hunter Tyson	2018-23	140	8.1	1132
35.	Choppy Patterson*	1959-63	76	14.8	1131
36.	Jerry Pryor	1985-89	123	9.1	1124
37.	Aamir Simms	2017-21	122	9.2	1122
38.	Donte Grantham	2014-18	114	9.6	1100
39.	Shelton Mitchell	2016-19	94	11.6	1084
40.	Billy Williams*	1977-80	85	12.7	1078
41.	Johnny Snee	1948-52	82	13.1	1077
42.	Colon Abraham	1874-78	106	10.0	1061
43.	K.J. McDaniels	2011-14	94	11.0	1035
44.	Richie Mahaffey	1966-70	75	13.6	1019
45.	Derrick Johnson	1975-79	111	9.1	1014
46.	Fred Gilliam	1979-83	115	8.8	1010

Note: Names in bold played for Head Coach Brad Brownell;
* - signifies Clemson Hall of Fame

led Tigers beat New Mexico, Baylor and Arizona en route to a historical 24-win campaign for Clemson.

- The Tigers have won 47 games over the last two seasons, the second-most in program history, while also posting a .625 (25-15) win percentage in the ACC over that same period. That is the highest in consecutive seasons in program history. Since 2017-18, the Tigers are fourth in the ACC in wins (141) and fifth in league wins (72).
- During Brownell's 14 seasons, his impact off the court at Clemson has been just as successful as on it.
- Developing a basketball donor base has been central to Clemson and Brownell's success since he was hired in 2010. He has been instrumental in the fundraising for the Littlejohn Coliseum/Swann Pavilion renovation, helping spearhead the \$63.5 million project, to the basketball program's home arena in 2015, in addition to multiple overseas experiences for student-athletes and much, much more.
- Now, another addition has been planned for the future of the building, with the gracious support of the Brown family, that will provide the men's basketball program with 30,000 feet of new construction. That will include new and updated team areas, offices and an additional practice gym.
- Under Brownell's direction, the basketball program has maintained very good Athletic Progress Rate performances, including being one of eight Power-Six programs with a 1000 multi-year score and one of two in the ACC. It was the program's third 1000 in its history and its first since the 2015-16 cohort. This last cohort comprised 2019-20 through 2022-23 academic years.
- Basketball associate head coach Billy Donlon and assistants Sean Dixon and Dick Bender also received new contracts.

-- IT'S ALL IN THE FAMILY --

UNCW SEAHAWK TIES IN THE CLEMSON PROGRAM

- Head Coach Brad Brownell was an assistant coach for Jerry

Wainwright at UNCW from 1994-02 before becoming the head coach from 2002-06.

- While an assistant at UNCW, Brownell coached his current associate head coach, Billy Donlon.
- As a collegiate player, Donlon was a star guard at UNC Wilmington for four seasons (1996-99), playing in 118 career games. He finished with 901 points and at the time of his graduation he was the Seahawks all-time assist leader with 456, which currently stands fourth in UNCW history. He was a member of the Colonial Athletic Association's (CAA) All-Rookie Team in 1996 and led the team in assists as a junior (5.6 apg) and senior (5.2 apg).
- Director of Recruiting Lucas McKay attended UNCW during his undergrad years and first worked under Brownell as a student manager from 2003-06.
- Prior to Brownell's arrival in 1994, his current special assistant Jeff Reynolds had spent the previous (1990-94) four seasons as an assistant for the Seahawks.

CURRENT BROTHERS AND/OR TWINS PLAYING ON THE SAME TEAM

- Chase and Dillon Hunter playing together for the second season in a row.
- The Hunters are one of 25 sets of brothers nationwide to play on the same team.
- The Hunters join Trevor and Devin Booker, George and John Coakley, Horace and Harvey Grant, Eddie and George Krajack and Donnie, Richie, Randy and Tom Mahaffey and Jack and Daniel Nauseef.
- The list below is ordered alphabetically by school.

Ryan and Robby Beasley, San Francisco
Isaac and Paul Bruns, South Dakota
Caleb and Josh Furst, Purdue
Guillermo Diaz and Jorge Diaz Graham, Pitt (twins)
Chase and Dillon Hunter, Clemson
Milos and Veljko Ilic, Loyola-Maryland (twins)
Tai and Terrell Strickland, LIU
Marcus and Myles Rigsby, Troy
Payton and Pryce Sandfort, Iowa
Jared and Peyton Frey, Stony Brook

-- MISCELLANEOUS RECORDS --

*LITTLEJOHN COLISEUM

- The Tigers are 92-24 (.793) dating back to the beginning of the 2017-18 season on their home floor.
- Since the inception of the newly renovated Littlejohn Coliseum (2016-17 season), the Tigers are 103-30 overall (.774 percent).
- In non-conference regular season games, the Tigers are 49-3 during that span (.942 percent).
- In total non-conference games, including home NIT games, the Tigers are 50-6 (.893 percent).

CLEMSON SEASON BREAKDOWN BY UNIFORM

- In 2017-18 the Tigers debuted three new jerseys to their arsenal, including a new version of its home white and road orange uniform. They also debuted purple, anthracite and throwback jerseys.
- Clemson wore its 2017-18 home whites the most last season, wearing them for 19-out-of-their-32 regular season games.
- With the exception of one home game in which Clemson wore 1990's throwback home white uniform against Pittsburgh, the Tigers wore its 17-18 home whites on the road in a 14-point win at Ohio State. The Buckeyes wore all red that night.
- They also wore white during their two-point triumphant comeback win over then No. 22-ranked Florida on Dec. 16 in the Orange Bowl Classic.
- 18 of the Tigers' 25 wins in 2017-18 came while wearing their home whites.

CLEMSON'S RECORD BY UNIFORM (17/18-pres.)

Uniform	Times Worn	Wins	Losses
Home White	119	97	22
Road Orange	76	33	43
Home Orange	1	1	0
90's Throwback Home White	16	6	10
Home Purple	1	1	0
Purple	10	4	6
Anthracite	5	1	4

-- CLEMSON TIGERS IN THE NBA --

HUNTER TYSON DRAFTED 37TH OVERALL BY DENVER NUGGETS

- Tyson was selected 37th overall by the Oklahoma City Thunder in the second round of the 2023 NBA Draft on June 22. The pick was made by the Denver Nuggets as part of a previously agreed upon trade.
- Tyson was selected the highest in the NBA Draft by a Tigers

CLEMSON BIRTHDAYS

February 7	Myles Foster Chauncey Wiggins
February 16	Asa Thomas
February 22	Dallas Thomas
March 1	Ian Schieffelin Andrew Latiff
March 5	Jake Heidbreder
March 8	Ace Buckner
March 21	Jackson Roberts
April 8	Chase Hunter
April 16	Dillon Hunter
July 30	Viktor Lakhin
August 1	Matt Kelly
August 29	Jaeden Zackery
September 29	Daniel Nauseef
November 15	Brad Brownell
November 24	Del Jones
December 14	Christian Reeves

since K.J. McDaniels was picked 32nd by the Philadelphia 76ers in 2014. He was the first Tiger selected since Jaron Blossomgame in the 2017 NBA Draft (59th overall).

- Tyson earned his first career All-ACC honor last season and was named to the All-ACC First Team for his performance in 2022-23. Tyson put together a career year this past season season.
- He averaged a team-best 15.3 points and 9.6 rebounds per game while shooting 47.9 percent from the floor, 40.5 percent from three and 83.8 percent at the free throw line. In league play, he was even better. He averaged 16.4 points and 9.9 rebounds while shooting 50.5 percent and 84.3 percent at the charity stripe.
- He was named the 2023 ACC Skip Prosser Scholar-Athlete of the Year for his work on the court and in the classroom.
- Tyson became the 44th player in Clemson history to amass 1,000 career points and has since moved into the top 40 all time. He was named to the 2023 Naismith Hall of Fame Karl Malone Award Top 10 and the 2023 USBWA Oscar Robertson Trophy Award Midseason Watch List.
- He collected 16 double-doubles which tied him for eighth all-time in Clemson history for a single season with Sharonne Wright (1992-93). It is the most in a season since Wright posted 18 in 1993-94.
- Tyson ranked 11th in the nation in double-doubles and is second in the ACC. He's first in defensive rebounding per game (8.26) and second nationally. His 325 rebounds are fourth in the league and 18th nationally.
- The Monroe, N.C. native became just the 17th player in Clemson history to eclipse 1,000 points and 600 rebounds in a career. In Clemson's win over the Wolfpack (Feb. 25), Tyson became the all-time games played leader in Clemson history (136).

TYSON SHOWS OUT IN 2023 NBA SUMMER LEAGUE

- Tyson was named to the NBA 2K24 All-Summer League First Team after an outstanding showing in Las Vegas.
- Tyson averaged 20.8 points and 6.0 rebounds, while shooting 54.1 percent from the field and 50.0 percent from three.
- Here are Tyson's five games presented statistically:

- 7/7 vs Milwaukee: 27 minutes, 21 points, 5 rebounds, 1 assist, 1 steal, 1 block, 7/13 FG, 3/7 3P, 4/5 FT
- 7/9 vs Atlanta: 24 minutes, 16 points, 3 rebounds, 3 assists, 1 block, 5/10 FG, 2/4 3P, 4/5 FT
- 7/12 vs Utah: 31 minutes, 19 points, 12 rebounds, 2 assists, 1 steal, 5/12 FG, 3/9 3P, 6/6 FT
- 7/14 vs Miami: 27 minutes, 31 points, 4 rebounds, 2 assists, 11/13 FG, 7/9 3P, 2/2 FT, +43
- 7/15 vs New York: 36 minutes, 17 points, 6 rebounds, 1 assist, 2 steals, 1 block, 5/13 FG, 3/7 3P, 4/5 FT

HUNTER TYSON MAKES NBA DEBUT

- Hunter Tyson made his NBA debut against the Oklahoma City Thunder on Oct. 29, 2023. Tyson played three minutes and grabbed one rebound.
- Tyson scored his first career NBA points at the Minnesota Timberwolves on November 1. He played a season-high four minutes and finished 1-for-2 from the field with his first basket coming on a dunk. He also added a rebound.

TYSON COMPLETES FIRST SEASON IN THE NBA

- Hunter Tyson played in 18 games last season for the Denver Nuggets, averaging 2.7 minutes per contest.
- He scored 20 points, grabbed nine rebounds and totaled two assists and one steal.



NOTES

-- NO. 4 FORWARD IAN SCHIEFFELIN --

PJ HALL SIGNS TWO-WAY CONTRACT WITH DENVER NUGGETS

• PJ Hall (Spartanburg, S.C./Dorman) agreed to terms with the Denver Nuggets. Hall will join Hunter Tyson (Monroe, N.C./Piedmont) in Denver after Tyson spent his rookie season with the Nuggets in 2023-24.

• Hall was an All-ACC First Team selection as a senior after being named to the Third Team as a junior. He was an AP All-American Honorable Mention and was named to the NCAA All-West Region Team, NABC All-District First Team, a finalist for the Kareem Abdul-Jabbar Award (nation's best center) and the Oscar Robertson Trophy All-America Watch List in 2024.

• Hall finished with 659 points this year in 36 games, an 18.3 average per game. He set the school record for points in a season. The existing record was 651 points by Horace Grant in 1986-87 and Bill Yarborough in 1954-55.

• He posted fourteen 20-point games this season and has scored in double-figures 35 times. Hall totaled seven double-doubles and netted one 30-point game, which was a career high 31 points and 17 rebounds against Georgia Tech (Jan. 16).

• Hall finished fourth in the ACC in scoring with 18.3 points per game, while ranking 15th in rebounding (6.4 per game). He shot at a very high clip this past season, ninth in the league (48.8 percent). Defensively, Hall was fourth in the ACC blocks per game (1.42) and had 51 blocked shots.

• He finished seventh on Clemson's all-time scoring list (1,702 points). He is just the fourth Tiger to amass 1,700 points, 600 rebounds and 100 blocks in a career (Trevor Booker, Elden Campbell and Dale Davis).

• Hall is seventh in career points (1,702), 15th in scoring average (14.20), 22nd in rebounds (634) and seventh in field goals made (641).

• He finished with five NCAA Tournament games played in his career. He averaged 11.2 points and added 19 rebounds, three assists, two blocks and a steal.

PARKER FOX - PHOENIX SUNS FRONT OFFICE

• Parker Fox (2018-22) spent three seasons as a walk-on for the Tiger basketball team before earning a scholarship his senior season in 2021-22.

• Fox graduated from Clemson and immediately began work as a Basketball Operations intern in the Milwaukee Bucks front office.

• Now Fox has moved into a role in the Phoenix organization.

GREG BUCKNER - ASSISTANT COACH, MILWAUKEE BUCKS

• Greg Buckner (1994-98) has served on an NBA coaching staff since 2017. He started as an assistant for the Memphis Grizzlies from 2017-19 and had been with the Cleveland Cavaliers since 2020. While in Cleveland, Buckner was promoted from assistant to associate head coach prior to the 2022 season and served in that role through 2023-24.

• Buckner was hired by the Milwaukee Bucks in the offseason as an assistant coach beginning in 2024-25.

• Buckner enjoyed a long playing career in the NBA: Dallas Mavericks (1999-02, 2006-07), Philadelphia 76ers (2002-04), Denver Nuggets (2004-06), Minnesota Timberwolves (2007-08) and Memphis Grizzlies (2008-09).

-- NO. 1 GUARD CHASE HUNTER --

CAREER-HIGH 30 POINTS AT BOISE STATE

• Chase Hunter scored a career-high 30 points at Boise State (Nov. 17) and also made a career-best 12 field goals.

• He scored 20 points in the first half against the Broncos – the most he's scored in a single half in his career. He scored 19 points on two occasions.

• He became the 41st Clemson player to score 30 points in a game. It was the 33rd occurrence on the road. Of those, just 21 players in school history have scored 30 or more in a true road environment.

• It was the 10th road game with 30+ points for a Clemson player dating back to 1999 and just the second in a non-conference game.

CLEMSON PLAYERS WITH 30+ POINTS

(Brad Brownell Era)

Date	Player	Opponent	Points
11-17-24	Chase Hunter	A-Boise State	30
1-16-24	PJ Hall	H-Georgia Tech	31
12-30-22	Hunter Tyson	H-NC State	31
1-18-20	Tevin Mack	H-Syracuse	32
2-23-19	Marcquise Reed	H-Boston College	31
1-16-19	Marcquise Reed	H-Georgia Tech	30
3-23-18	Gabe DeVoe	N-Kansas	30
3-1-16	Jaron Blossomgame	H-Virginia	31
2-20-16	Jaron Blossomgame	A-NC State	33
2-8-16	Jaron Blossomgame	H-Notre Dame	30
3-19-14	KJ McDaniels	H-Georgia State	30
2-11-14	KJ McDaniels	A-Notre Dame	30

CLEMSON PLAYERS WITH 30+ POINTS ON THE ROAD

(Since 1999)

Date	Player	Opponent	Points
11-17-24	Chase Hunter	A-Boise State	30
2-20-16	Jaron Blossomgame	A-NC State	33
2-11-14	KJ McDaniels	A-Notre Dame	30
2-10-08	Cliff Hammonds	A-North Carolina	31
2-8-08	K.C. Rivers	A-Virginia	32
2-18-03	Edward Scott	A-Virginia	36
2-27-02	Tony Stockman	A-North Carolina	30
1-21-01	Will Solomon	A-Wake Forest	30
3-4-00	Will Solomon	A-Georgia Tech	30
12-1-99	Will Solomon	A-Penn State	37

CAREER ASSISTS IN CLEMSON HISTORY

Rk	Player	Yrs.	Years	GP	A/G	Ast
1.	Grayson Marshall	4	1984-88	122	7.02	857
2.	Edward Scott	4	1999-03	112	5.31	595
3.	Terrell McIntyre	4	1995-99	126	4.58	577
4.	Derrick Johnson	4	1975-79	111	4.29	476
5.	Cliff Hammonds	4	2004-08	134	3.53	473
6.	Demontez Stitt	4	2007-11	126	3.33	419
7.	Bobby Conrad	4	1976-80	116	3.47	402
8.	Vernon Hamilton	4	2003-07	127	3.14	399
9.	Rod Hall	4	2011-15	129	3.03	393
10.	Marc Campbell	4	1980-84	106	3.43	364
	Chase Hunter	6	2019-pres.	137	2.66	364

PICKING UP WHERE HE LEFT OFF

• After leading the Tigers to the Elite Eight with an incredible 2024 NCAA Tournament performance, Hunter began the 2024-25 season where he left off last March.

• Hunter posted 17 points on an efficient 6-for-9 from the field, including 3-of-3 from three. He added three assists, five rebounds and two steals for good measure.

• Hunter chipped in 13 more against Saint Francis in the second game of the season.

CHASE HUNTER -- PRESEASON ALL-ACC SECOND TEAM

• Returning for his sixth season in Tigertown, Chase Hunter received preseason recognition following the league's annual media days.

• Hunter joined teammate Ian Schieffelin on the All-ACC Second Team (both ranked No. 6 and No. 7 out of 10 possible honorees).

CHASE HUNTER IN THE CLEMSON NCAA TOURNAMENT RECORD BOOK

• Chase Hunter finished with 73 points – good for fifth in program history.

• His average of 14.6 was good for seventh, while his 23 assists is tied for the most by a Tiger in program history.

GREAT COMEBACK BY CHASE HUNTER

• Chase Hunter had a frustrating game in the ACC Tournament against Boston College as he was 0-10 from the field and scored just two points. But the senior was bound and determined to have an impact in this NCAA Tournament and he responded with 21 points on 8-for-16 field goal shooting and added six assists to lead Clemson in both categories.

• Hunter continued a torrid NCAA Tournament run with 20 points in a win over Baylor, 18 points against Arizona and 12 points against Alabama.

• His consecutive 20-point performances in wins over New Mexico and Baylor marked the second time that he has netted consecutive 20-point games in his career (2021-22).

• For the NCAA Tournament, Hunter 17.8 points, 4.3 rebounds, 5.8 assists and shot 50.0 percent from the field.

• It was the eighth and ninth time in his career he has scored at least 20 points in a game, the second and third time this year.

HUNTER AMASSES 1,000 CAREER POINTS

• Chase Hunter became the 46th player in Clemson history to amass 1,000 career points against Louisville (1/30).

HUNTER SETS CAREER-HIGH ASSIST MARK IN 2022-23

• Chase Hunter totaled 11 assists against Syracuse (2/22/23). That set a new career-best for Hunter.

• The 11 assists tied for the most by an individual player during the Brad Brownell Era (since 2010).

CLEMSON PLAYERS WITH AT LEAST 11 ASSISTS IN A GAME

SINCE 2010

Date	Player	Opponent	Assists
2-22-23	Chase Hunter	Syracuse	11
2-6-21	Clyde Trapp	Syracuse	11
1-28-18	Marcquise Reed	Georgia Tech	11

SCHIEFFELIN AVERAGING DOUBLE-DOUBLE

• Ian Schieffelin is averaging 11.3 points, 10.8 rebounds and 3.3 assists per game through Clemson's first four contests.

• He is one of just five players in the country to average at least 11.0, 10.0 and 3.0 thus far. He joins Yaxel Lendeborg (UAB), Nique Clifford (Colorado State) and Daniel Skillings Jr. (Cincinnati).

FIRST DOUBLE-DOUBLE OF 2024-25

• Ian Schieffelin posted his first double-double of the season for himself and the Tigers with 16 points and 13 rebounds against Saint Francis (Nov. 8).

SCHIEFFELIN ON PACE FOR RARE TERRITORY

• Ian Schieffelin is on pace for more than 600 points, 600 rebounds and 200 assists in his career.

• Only four players in program history have more than 600, 600 and 200. The list includes: Trevor Booker, Horace Grant, Vincent Hamilton and K.C. Rivers.

• Without assists, 29 Clemson players have posted at least 600 points and 600 rebounds in a career. What separates Schieffelin as a big, is his ability to see the floor and distribute the ball to his teammates.

CLEMSON PLAYERS WITH AT LEAST 600 POINTS, 600 REBOUNDS AND 200 ASSISTS

(Listed in chronological order of playing career;

Ian Schieffelin's numbers are pending and changing each game)

Player	Years	Points	Rebounds	Assists
Ian Schieffelin	2021-pres.	703	617	186
Trevor Booker	2006-10	1725	1060	224
K.C. Rivers	2005-09	1684	721	235
Horace Grant	1983-87	1696	981	206
Vincent Hamilton	1980-85	1530	628	337

SCHIEFFELIN FIFTH IN ASSISTS AMONG TIGERS 6-8 OR BIGGER

• Clemson senior forward Ian Schieffelin is one of the top passing big men in the ACC. He already has 184 career assists in 104 games, fifth most in Clemson history among players 6-8 or taller.

• He needs 16 assists to become just the third player 6-8 or taller in Clemson history to record 200 assists. The only players to do it so far are Donte Grantham (220) and Horace Grant (206).

• The all-time Clemson leader in this category on a per game basis is David Shaffer, who averaged 2.75 assists per game as a 6-8 player over his three years with the program (1981-84).

MOST ASSISTS BY CLEMSON PLAYERS 6-8 OR TALLER

Rk	Player	Years	Height	GP	A/G	Total
1.	Donte Grantham	2014-18	6-8	114	1.93	220
2.	Horace Grant	1983-97	6-10	122	1.69	206
3.	Aamir Simms	2017-21	6-8	122	1.63	198
4.	Horace Wyatt	1978-82	6-10	119	1.60	190
5.	Ian Schieffelin	2021-25	6-8	105	1.77	186
6.	James Mays	2004-08	6-9	108	1.68	181
7.	Larry Nance	1977-81	6-10	102	1.74	177
8.	David Shaffer	1981-84	6-8	61	2.75	168

CAREER REBOUNDS IN CLEMSON HISTORY

Rk	Name	Year	Rebounds
20.	Aamir Simms	2017-21	636
22.	PJ Hall	2020-24	634
23.	Ray Henderson	1999-03	633
24.	Vincent Hamilton	1980-85	628
25.	James Mays	2004-08	622
Next:	Ian Schieffelin	2021-pres.	617

IAN SCHIEFFELIN DOUBLE-DOUBLES

(Listed by most recent game accomplished)

No.	Date	Opponent	Points	Rebounds
13.	11-8-24	Saint Francis	16	13
12.	3-30-24	Alabama	18	11
11.	3-22-24	New Mexico	16	12
10.	3-5-24	Syracuse	16	16
9.	3-2-24	at Notre Dame	10	14
8.	2-27-24	Pittsburgh	15	12
7.	2-6-24	North Carolina	14	11
6.	1-16-24	Georgia Tech	20	15
5.	1-6-24	North Carolina	16	11
4.	1-3-24	at Miami (Fla.)	11	11
3.	12-16-23	at Memphis	11	11
2.	12-6-23	South Carolina	12	12
1.	11-7-22	The Citadel	20	14

NOTES

IAN SCHIEFFELIN DOUBLE-DIGIT REBOUNDING GAMES

(Listed by most recent game accomplished)

No.	Date	Opponent	O-Reb	Reb
21.	11-17-24	A-Boise State	4	12
20.	11-8-24	H-Saint Francis	3	13
19.	3-30-24	N-Alabama	3	11
18.	3-22-24	N-New Mexico	4	12
17.	3-5-24	H-Syracuse	5	16
16.	3-2-24	A-Notre Dame	2	12
15.	2-27-24	H-Pittsburgh	2	12
14.	2-24-24	H-Florida State	2	11
13.	2-14-24	H-Miami (Fla.)	2	11
12.	2-6-24	H-North Carolina	3	11
11.	1-27-24	A-Duke	2	11
10.	1-16-24	H-Georgia Tech	8	15
9.	1-6-24	H-North Carolina	4	11
8.	1-3-24	A-Miami (Fla.)	4	11
7.	12-29-23	H-Radford	4	13
6.	12-16-23	A-Memphis	2	11
5.	12-6-23	H-South Carolina	3	12
4.	12-3-23	A-Pittsburgh	7	17
3.	11-28-23	A-Alabama	3	14
2.	11-7-22	H-The Citadel	9	14
1.	2-10-22	A-Duke	1	10

IAN SCHIEFFELIN – PRESEASON ALL-ACC SECOND TEAM

- Returning for his senior season in Tigertown, Ian Schieffelin continued receiving ACC accolades and was named to the preseason team following the league's annual media days.
- Schieffelin joins teammate Chase Hunter on the All-ACC Second Team (both ranked No. 6 and No. 7 out of 10 possible honorees).

2025 KARL MALONE POWER FORWARD OF THE YEAR TOP 20 WATCH LIST

- In addition to his preseason All-ACC honors, Schieffelin has been recognized as a preseason top 20 power forward in the country by the Naismith Basketball Hall of Fame.
- In an effort to promote the game of basketball and the best of the best within the sport, The Basketball Hall of Fame and ESPN proudly present college basketball's five positional awards – given to the best men's college player in their respective position.
- The annual Karl Malone Award, named after the Class of 2010 Hall of Famer and two-time NBA Most Valuable Player, celebrates its 11th year by recognizing the top power forwards in Division I men's college basketball.
- Just three ACC players were recognized, including Schieffelin, North Carolina's Cade Tyson and Syracuse's Donnie Freeman.
- Tyson is the younger brother of Littlejohn Legend and Denver Nugget Hunter Tyson. The elder Tyson was a member of the Top 10 list for the Karl Malone Award in 2023.

IAN SCHIEFFELIN WAS THE ACC'S MOST IMPROVED PLAYER

- Ian Schieffelin was the only player in the ACC that averaged at least 10.0 points, 9.0 rebounds and 2.0 assists per game last season. There were only 18 other players in America that accomplished that.
- Schieffelin had significant raises in his points per game (+4.6), rebounds per game (+5.3), field goal percentage (+5.3%), 3-point percentage (+13.6%) and free throw percentage (+4.3%).
- He finished third in the ACC in rebounding per game (9.4) and 34th nationally. Third in offensive rebounding and 80th nationally (2.75 per game). Second in defensive rebounding and 32nd nationally (6.69 per game).
- He totaled 11 double-doubles last season, good for third-most in the ACC.
- The Tigers were +106 when Ian Schieffelin is on the court this season.

QUOTABLES

"The kid Schieffelin is maybe as improved as anybody in this whole league ... especially the rebounding numbers. He's the ultimate glue guy." -- Pittsburgh Head Coach Jeff Capel

"I think this guy might be the most improved player in the ACC. Averaging nearly a double-double and the only player to average [9.5 points, 9.5 rebounds and 2.0 assists] this stat line." -- ESPN's Rece Davis

GAMES A PLAYER HAS TOTALED AT LEAST

16 POINTS, 11 REBOUNDS, 5 STEALS AND 4 BLOCKS IN A GAME

Date	Name, School	Opponent	Pts	Reb	Stl	Blk
1-6-24	Ian Schieffelin, Clemson	North Carolina	16	11	5	4
2-23-22	Norchad Omeir, Ark St.	Coast. Carolina	23	15	5	5
12-29-18	Moses Greenwood, SE La.	UL Lafayette	18	11	5	5
12-21-13	J.P. Tokoto, UNC	Davidson	22	11	5	4
2-9-11	Ken Horton, CCSU	Bryant	23	11	6	6
11-20-10	Aaric Murray, La Salle	Morgan State	20	11	5	9
11-16-10	Draymond Green, MSU	South Carolina	18	12	6	4

11-14-10 Chris Singleton, FSU UNC Greensboro 22 11 10 4

- Clemson forward Ian Schieffelin produced his fifth career double-double in a monster game against North Carolina (1/6/24). He posted 16 points and 11 rebounds, in addition to five steals and four blocks. He was the first player in the country to accomplish that feat this season and just the eighth since 2010 to do so.
- Ian Schieffelin secured his fourth career double-double at Miami (Fla.) (1/3/24) and the third of his current campaign with 11 points and 11 rebounds.
- He posted his third career double-double and second of the season at Memphis (12/16/23). He had 11 points and 11 rebounds.
- He posted his second career double-double in a 72-67 win over South Carolina on Dec. 6, 2023. He had 12 points and 12 rebounds.
- He had 17 rebounds in Clemson's victory at Pittsburgh on December 3, 2023, the most by a Clemson player under Brad Brownell and the most in any game since Trevor Booker had 17 at East Carolina on December 5, 2007.
- Schieffelin had a 14-rebound effort at Alabama the previous game on November 28, 2023. Those two individual efforts were big reasons Clemson won at Alabama and Pittsburgh and allowed the Tigers to stay even on the boards at Alabama and +7 at Pittsburgh. Alabama and Pittsburgh were both among the top 25 teams in the nation in rebounding with margins of at least +10 rebounds per game entering those contests.
- Schieffelin's 31 rebounds over a two-game period were the most by a Tiger since the 1998-99 season. Tom Wideman had 17 rebounds in an NIT quarterfinal game against Butler on March 18, 1999, then had 15 against Xavier in the NIT semifinals in Madison Square Garden on March 23, 1999.
- Ian Schieffelin tied his career high with 14 rebounds in an 85-77 win at Alabama (1/28). He's the 12th Clemson player since 2010-11 to post at least 14 rebounds in a game and just the fifth to do it in a true road game.

SCHIEFFELIN IN 2022-23

- Schieffelin demolished his previous career high with a 20 point performance on 9-of-13 shooting from the floor in the season opener against The Citadel in 2022 (11/6/22)
- The nine made field goals also served as a career high.
- Schieffelin had a monster night on the boards, tallying a career-best 14 rebounds. He secured a career-best nine on the offensive glass.
- The nine offensive rebounds were the most for a Tiger since James Mays had 10 at Maryland on Jan. 13, 2007.
- It was the most by a Tiger in Littlejohn since Sharrod Ford had 10 vs. Georgia Tech on Feb. 28, 2004.

-- NO. 6 FORWARD MYLES FOSTER --

EXPLOSIVE TIGER DEBUT FOR MYLES FOSTER

- Myles Foster, a transfer from Illinois State, began his career as a Tiger with a bang against Charleston Southern.
- Foster scored 17 points off the bench for Clemson, finishing 6-for-8 from the field.
- The 17 points proved to be his 25th career game of 15 or more points in a game.
- Foster added four rebounds and two blocked shots.

MOST POINTS OFF THE BENCH IN A TIGER DEBUT SINCE 2016

- Myles Foster's 17 points are the most by a Clemson player off the bench in a debut since Marcquise Reed in 2016.
- Reed scored 19 points off the bench in a 74-64 win over Georgia on Nov. 11, 2016.
- Reed was 5-for-11 from the floor, with three 3-pointers and a perfect 6-for-6 at the line. He added four rebounds, one assist and three steals in 28 minutes.

-- NO. 11 GUARD JAEDEN ZACKERY --

JACK OF ALL TRADES

- Jaeden Zackery has long been known as a player that can fill up the stat sheet in name of a victory for his team.
- In just his second game as a Tiger, Zackery turned in a classic effort, helping lead Clemson to victory over Saint Francis.
- Zackery totaled 16 points, six assists, four rebounds and four steals. He was 6-9 from the floor, 2-3 from three and 2-3 at the line. Efficient.
- As of November 22, Zackery is one of just 11 players to put together that stat line this season and one of just two players in the Power 4 conferences (Braden Smith, Purdue).



PLAYERS

0 VIKTOR LAKHIN G • 6-11 • 245 • CINCINNATI • R-SENIOR

LAST FIVE GAMES	Date	Opponent	W/L	Min.	Field Goals			3-PT			Rebounds			PF			A			+/-	Pts.		
	FG	FGA	Pct.	FG	FGA	Pct.	FT	FTA	Pct.	OR	DR	TOT	PF	A	TO	Blk	Stl						
	11/21	Radford	W	19	2	5	.400	1	1	1.000	2	2	1.000	0	5	5	3	3	1	3	0	7	7
	11/17	Boise State	L	25	4	9	.444	0	1	.000	5	7	.714	2	2	4	3	0	1	0	0	3	13
	11/12	E. Kentucky	W	30	8	13	.615	0	3	.000	3	6	.500	4	8	12	2	2	1	3	2	+25	19
	11/8	Saint Francis	W	20	4	4	1.000	0	0	.000	0	0	.000	1	3	4	3	1	0	2	1	+28	8
	11/4	Charleston So.	W	16	5	13	.385	1	4	.250	1	2	.500	2	2	4	3	0	1	1	1	+6	12

- NOTES**
- Started 24 games with 29 total appearances. Missed UCF home win due to illness and exited Kansas State game late due to ankle injury, which kept him out till Big 12 Quarterfinals 12 days later.
 - Posted 11 points and nine rebounds off the bench at No. 1 Houston.
 - Scored season-high 26 points (with 11 rebounds) against Eastern Washington, the first of six-straight double-figure scoring games early in the season. Those 26 points were the most for a Cincinnati big since Kyle Washington's 27 against UConn in 2017.
 - Followed the EWU game with a 14-point, 14-rebound double-double against Northern Kentucky.
 - Had 13 double-figure scoring games for the year and three with double-digit rebounds.
 - Was 5-for-6 from deep in the blowout win over Georgia Tech for 15 points, a new development in his game after he had 11-such attempts his first two years.
 - Became one of the most-improved players in the AAC in 2022-23, averaging 11.6 points and 7.1 rebounds (team-high) while starting 32 of the 33 games in which he appeared.
 - Earned degree in May 2023, needing only three years.

2024-25 SEASON HIGHS	CAREER HIGHS
19 vs. E. Kentucky (11/12/24).....PTS.....	26 vs. Eastern Washington (11/12/23)
8 vs. E. Kentucky (11/12/24).....FG.....	11 vs. Memphis (1/22/23)
1, 2x, last vs. Radford (11/21/24).....3FG.....	5 vs. Georgia Tech (11/22/23)
5 at Boise State (11/17/24).....FT.....	8 vs. Houston (1/8/23)
4 vs. E. Kentucky (11/12/24).....OR.....	7 vs. Detroit Mercy (12/21/22)
8 vs. E. Kentucky (11/12/24).....DR.....	11 vs. Bryant (12/4/22)
12 vs. E. Kentucky (11/12/24).....TOT.....	15 vs. Detroit Mercy (12/21/22)
3 vs. Radford (11/21/24).....AST.....	6 vs. Florida Gulf Coast (12/3/23)
2 vs. E. Kentucky (11/12/24).....STL.....	4 vs. UCF (2/4/23)
3, 2x, last vs. Radford (11/21/24).....BLK.....	8 at SMU (1/14/23)
30 vs. E. Kentucky (11/12/24).....MIN.....	34 vs. UCF (2/4/23)

Player Facts
 Major: Athletic Leadership
 Birthday: July 30, 2001
 Instagram: @lakhinviktor_

Full bio, game-by-game stats, career stats and NIL opportunities available:

CLEMSONTIGERS.COM

Career Stats

Year	GP	GS	Min.	Field Goals			3-PT			Rebounds			PF			A			Pts.	Avg.				
				FG	FGA	Pct.	FG	FGA	Pct.	FT	FTA	Pct.	OR	DR	TOT	Avg.	DQ	A			TO	Blk	Stl	
2020-21*																								
2021-22*	29	0	317	50	93	.538	1	7	.143	22	40	.550	38	64	102	3.5	44	1	7	28	9	19	123	4.2
2022-23*	33	32	777	158	256	.617	2	4	.500	65	116	.560	76	158	234	7.1	86	5	17	42	46	39	383	11.6
2023-24*	29	24	628	110	219	.502	14	54	.259	34	61	.557	70	105	175	6.0	50	1	48	36	23	16	268	9.2
2024-25	5	5	109	23	44	.523	2	9	.222	11	17	.647	9	20	29	5.8	14	0	6	4	9	4	59	11.8
TOTAL	96	61	1831	341	612	.557	19	74	.257	132	234	.564	193	347	540	5.6	194	7	78	110	87	78	833	8.7

* - at Cincinnati

1 CHASE HUNTER G • 6-4.5 • 202 • WESTLAKE (GA.) • GRADUATE

LAST FIVE GAMES	Date	Opponent	W/L	Min.	Field Goals			3-PT			Rebounds			PF			A			+/-	Pts.		
	FG	FGA	Pct.	FG	FGA	Pct.	FT	FTA	Pct.	OR	DR	TOT	Avg.	DQ	A	TO	Blk	Stl					
	11/21	Radford	W	29	4	8	.500	2	6	.333	0	2	.000	0	5	5	3	0	3	0	2	19	10
	11/17	Boise State	L	37	12	21	.571	4	8	.500	2	2	1.000	0	0	0	2	6	1	0	3	-10	30
	11/12	E. Kentucky	W	35	6	9	.667	3	6	.500	4	4	1.000	1	4	5	1	3	3	0	2	+11	19
	11/8	Saint Francis	W	28	5	10	.500	2	6	.333	1	2	.500	0	0	0	1	2	2	1	1	+10	13
	11/4	Charleston So.	W	23	6	9	.667	3	3	1.000	2	3	.667	0	5	5	1	3	0	0	2	+19	17

- NOTES**
- 2024-25 Preseason All-ACC Second Team
 - 2024 NCAA All-West Region Team; 2024 All-ACC Academic Team; 2024 ACC Academic Honor Roll; 2023 ACC Academic Honor Roll.
 - Led Clemson in the 2024 NCAA Tournament, playing nearly 140 minutes and averaged 35.0 minutes per game in four contests. Led the Tigers in scoring (17.8 ppg) and shot 50.0 percent from the field. Averaged 4.3 rebounds and 5.8 assists per game. Added eight steals and three blocked shots. He earned All-West Region for his play.
 - Played and started all 36 games for the Tigers' team that advanced to the NCAA Elite Eight. The 36 games ties for the most starts and games played in program history.
 - Averaged 12.9 points, 2.6 rebounds and 3.2 assists per game this season.
 - He shot 42.4 percent from the field, including 85.0 percent from the free throw line (a new career high and tied for ninth in program history with Jim Sutherland).
 - Posted 27 double-digit scoring games, including three 20-points games, two of which came in the NCAA Tournament. Had 13 games in which he dished out at least four assists, including a season-high seven twice. He posted 23 total assists in the NCAA Tournament.

2024-25 SEASON HIGHS	CAREER HIGHS
30 at Boise State (11/17/24).....PTS.....	30 at Boise State (11/17/24)
12 at Boise State (11/17/24).....FG.....	12 at Boise State (11/17/24)
4 at Boise State (11/17/24).....3FG.....	5, 2x, last vs. Miami (Fla.) (2/14/24)
4 vs. E. Kentucky (11/12/24).....FT.....	10 at Florida State (1/28/23)
1 vs. E. Kentucky (11/12/24).....OR.....	3 vs. Wofford (11/12/21)
5, 2x, last vs. Radford (11/21/24).....DR.....	7 at Boston College (2/26/22)
5, 3x, last vs. Radford (11/21/24).....TOT.....	7, 4x, last vs. Arizona (3/28/24)
6 at Boise State (11/17/24).....AST.....	11 vs. Syracuse (2/22/23)
3 at Boise State (11/17/24).....STL.....	3, 2x, last vs. Alabama (3/30/24)
1 vs. Saint Francis (11/8/24).....BLK.....	2 vs. Alabama (3/30/24)
37 at Boise State (11/17/24).....MIN.....	42 vs. Georgia Tech (1/16/24)

Player Facts
 Major: Parks, Recreation, Tourism Management (Graduated December 2022)
 Birthday: April 8, 2001
 Instagram: @chasehun1er

Full bio, game-by-game stats, career stats and NIL opportunities available:

CLEMSONTIGERS.COM

Career Stats

Year	GP	GS	Min.	Field Goals			3-PT			Rebounds			PF			A			Pts.	Avg.				
				FG	FGA	Pct.	FG	FGA	Pct.	FT	FTA	Pct.	OR	DR	TOT	Avg.	DQ	A			TO	Blk	Stl	
2019-20	9	4	175	17	45	.378	7	23	.304	7	11	.636	1	8	9	1.0	17	0	14	12	0	7	48	5.3
2020-21	24	4	337	28	90	.311	5	35	.143	8	12	.667	6	23	29	1.2	27	0	22	19	3	10	69	2.9
2021-22	33	15	749	78	173	.451	20	58	.345	45	60	.750	16	72	88	2.7	57	0	60	33	6	15	221	6.7
2022-23	31	31	994	144	351	.410	48	135	.356	91	112	.813	7	86	93	3.0	69	1	138	70	8	17	427	13.8
2023-24	36	36	1182	160	377	.424	47	151	.311	96	113	.850	18	76	94	2.6	64	0	116	64	12	26	463	12.9
2024-25	5	5	152	33	57	.579	14	29	.483	9	13	.692	1	14	15	3.0	8	0	14	9	1	10	89	17.8
TOTAL	138	95	3590	460	1093	.421	141	431	.327	256	321	.798	49	279	328	2.4	242	1	364	207	30	85	1317	9.5

PLAYERS

2 DILLON HUNTER

G • 6-3.5 • 192 • WESTLAKE (GA.) • JUNIOR

LAST FIVE GAMES	Date		Opponent	W/L	Field Goals			3-PT			Rebounds			PF	A	TO	Blk	Stl	+/-	Pts.				
	Min.	FG			FGA	Pct.	FG	FGA	Pct.	FT	FTA	Pct.	OR								DR	TOT		
	11/21		Radford	W	23	5	8	.625	2	4	.500	3	3	1.000	0	2	2	2	0	0	2	24	15	
	11/17		Boise State	L	10	0	3	.000	0	1	.000	0	0	.000	1	2	3	1	0	1	0	1	-8	0
	11/8		Saint Francis	W	15	3	6	.500	2	5	.400	0	2	.000	0	0	0	1	1	0	0	2	+2	8
	11/4		Charleston So.	W	19	1	6	.167	1	2	.500	2	2	1.000	0	1	1	1	3	0	0	1	+20	5

NOTES

- Career-high 15 points on 5-8 shooting against Radford (11/21/24).
- Played in all 36 games for the Tigers and started one in 2023-24.
- Averaged 14.7 minutes off the bench, playing as the backup point guard for Clemson.
- Averaged 2.3 points, 1.6 rebounds and 1.3 assists per contest.
- Season-high seven points against Queens (Dec. 22)
- Season-best five assists in his lone start of the season at home against Georgia Tech (Jan. 16).
- Appeared in 33 games and made three starts as a freshman.
- Played 12.0 minutes per game, averaging 1.4 points, 1.2 rebounds and 1.2 assists per game
- Scored career-high nine points in a win over Georgia Tech (Jan. 24). He finished 3-for-5 from the floor, 1-for-1 from three and 2-for-2 at the foul line. Also added two assists and one steal.
- Finished with 11 games of two or more assists, including a career-high five in a win at Florida State (Jan. 28). He totaled four on two separate occasions.

PREP AND PERSONAL

- Born April 16, 2003.
- Son of Brandi Lewis.
- Majoring in Parks, Recreation, Tourism Management.
- He is the younger brother of current Tiger Chase Hunter, and was ranked No. 64 in the ESPN 100 and rated a four-star prospect.
- Hunter chose Clemson over Baylor, Auburn, Florida State, Kentucky, Georgia and Georgia Tech.

2024-25 SEASON HIGHS

15 vs. Radford (11/21/24) PTS 5 vs. Radford (11/21/24)
 5 vs. Radford (11/21/24) FG 5 vs. Radford (11/21/24)
 2, 2x, last vs. Radford (11/21/24) 3FG 2, 2x, last vs. Radford (11/21/24)
 3 vs. Radford (11/21/24) FT 3 vs. Radford (11/21/24)
 1 at Boise State (11/17/24) OR 2 vs. Loyola Maryland (11/21/22)
 2, 2x, last vs. Radford (11/21/24) DR 4 vs. Winthrop (11/6/23)
 3 at Boise State (11/17/24) TOT 4, 5x, last vs. Queens (12/22/23)
 3 vs. Charleston Southern (11/4/24) AST 5, 2x, last at Memphis (12/16/23)
 2, 2x, last vs. Radford (11/21/24) STL 2, 4x, last vs. Radford (11/21/24)
 BLK 1, 2x, last at Duke (1/27/24)
 23 vs. Radford (11/21/24) MIN 36, 2x, last vs. Georgia Tech (1/16/24)

CAREER HIGHS

15 vs. Radford (11/21/24) PTS 15 vs. Radford (11/21/24)
 5 vs. Radford (11/21/24) FG 5 vs. Radford (11/21/24)
 2, 2x, last vs. Radford (11/21/24) 3FG 2, 2x, last vs. Radford (11/21/24)
 3 vs. Radford (11/21/24) FT 3 vs. Radford (11/21/24)
 1 at Boise State (11/17/24) OR 2 vs. Loyola Maryland (11/21/22)
 2, 2x, last vs. Radford (11/21/24) DR 4 vs. Winthrop (11/6/23)
 3 at Boise State (11/17/24) TOT 4, 5x, last vs. Queens (12/22/23)
 3 vs. Charleston Southern (11/4/24) AST 5, 2x, last at Memphis (12/16/23)
 2, 2x, last vs. Radford (11/21/24) STL 2, 4x, last vs. Radford (11/21/24)
 BLK 1, 2x, last at Duke (1/27/24)
 23 vs. Radford (11/21/24) MIN 36, 2x, last vs. Georgia Tech (1/16/24)

Player Facts

Major: Parks, Recreation, Tourism Management
 Birthday: April 16, 2003
 Instagram: @dillonnhunter

Full bio, game-by-game stats, career stats and NIL opportunities available:



Career Stats

Year	GP			Min.			Field Goals			3-PT			Rebounds			PF	DQ	A	TO	Blk	Stl	Pts.	Avg.	
	GP	GS	Min.	FG	FGA	Pct.	FG	FGA	Pct.	FT	FTA	Pct.	OR	DR	TOT									Avg.
2022-23	33	3	395	17	57	.298	3	20	.150	9	15	.600	5	35	40	1.2	34	0	40	22	1	14	46	1.4
2023-24	36	1	530	33	84	.393	9	35	.257	8	19	.421	7	51	58	1.6	42	1	46	14	2	15	83	2.3
2024-25	4	0	67	9	23	.391	5	12	.417	5	7	.714	1	5	6	1.5	5	0	4	1	0	6	28	7.0
TOTAL	73	4	992	59	164	.360	17	67	.254	22	41	.537	13	91	104	1.4	81	1	90	37	3	35	157	2.2

3 JAKE HEIDBREDER (HIDE-breeder)

G • 6-5.5 • 186 • FLOYD CENTRAL HS (IND.) • R-JUNIOR

LAST FIVE GAMES	Date		Opponent	W/L	Field Goals			3-PT			Rebounds			PF	A	TO	Blk	Stl	+/-	Pts.				
	Min.	FG			FGA	Pct.	FG	FGA	Pct.	FT	FTA	Pct.	OR								DR	TOT		
	11/21		Radford	W	10	0	0	.000	0	0	.000	3	3	1.000	1	0	1	3	3	1	0	0	6	3
	11/17		Boise State	L	9	0	2	.000	0	2	.000	0	0	.000	0	0	0	0	0	0	0	0	-7	0
	11/12		E. Kentucky	W	11	1	4	.250	1	2	.500	0	0	.000	0	1	1	0	1	0	0	0	0	3
	11/8		Saint Francis	W	19	2	4	.500	2	4	.500	2	2	1.000	0	0	0	1	0	3	0	0	+22	8
	11/4		Charleston So.	W	14	3	4	.750	3	4	.750	0	0	.000	0	1	1	0	0	0	0	0	+15	9

NOTES

- Redshirted the 2023-24 season after transferring from Air Force.

PREVIOUS, PREP AND PERSONAL

- 2023 All-Mountain West Third Team, Mountain West Freshman of the Week (Jan. 3, 2022)
- 303 points in 2022 was then-Air Force freshman record in MW era (4th all-time).
- 194 points in MW play in 2022 is an Air Force freshman record.
- 2022 Academic All-Mountain West, 2022 Mountain West Scholar-Athlete, 2023 College Sports Communicators, (CSC) Academic All-District, 2022-23 (Air Force)
- 2023 All-Mountain West Third Team (first sophomore to earn All-MW at Air Force since 2013).
- Team-leading 15.1 ppg., Fourth in Mountain West with 75 three's made. 75 three's is seventh best in a season at Air Force.
- Finished last season 32-for-52 (.615) from the floor in his last five games, including 15-for-30 (.500) from three.
- Led team in scoring 17 times and scored 20+ points six times. Shooting splits of .483/.399/.867
- Led team in scoring in MW play, averaging 14.2 ppg.
- Collegiate Hoops Roadshow All-Tournament Team
- Led Floyd Central to its first section title in 31 years as a junior, averaged 19.9 ppg as a senior and scored 1,228 career points.
- Scored career-high 44 points in final regular season game of high school career.
- 3x first-team All-Hoosier Hills Conference. Indiana Junior All-Star, Indiana Basketball Coaches Association Large School All-State Team and All-State honorable mention by AP.

2024-25 SEASON HIGHS

9 vs. Charleston Southern (11/4/24) PTS 27 vs. South Dakota (12/6/22)
 3 vs. Charleston Southern (11/4/24) FG 11 vs. New Mexico (2/10/23)
 3 vs. Charleston Southern (11/4/24) 3FG 5 at UNLV (3/8/23)
 3 vs. Radford (11/21/24) FT 11 vs. Delaware (11/11/22)
 1 vs. Radford (11/21/24) OR 4 at San Jose St. (1/25/22)
 1, 2x, last vs. E. Kentucky (11/12/24) DR 8 at UNLV (3/8/23)
 1, 3x, last vs. Radford (11/21/24) TOT 9 at UNLV (3/8/23)
 3 vs. Radford (11/21/24) AST 7 at Utah St. (2/14/23)
 STL 2 vs. San Jose St. (3/4/23)
 BLK 1, 4x, last vs. Utah St. (2/14/23)
 19 vs. Saint Francis (11/8/24) MIN 45 at UNLV (3/8/23)

CAREER HIGHS

9 vs. Charleston Southern (11/4/24) PTS 27 vs. South Dakota (12/6/22)
 3 vs. Charleston Southern (11/4/24) FG 11 vs. New Mexico (2/10/23)
 3 vs. Charleston Southern (11/4/24) 3FG 5 at UNLV (3/8/23)
 3 vs. Radford (11/21/24) FT 11 vs. Delaware (11/11/22)
 1 vs. Radford (11/21/24) OR 4 at San Jose St. (1/25/22)
 1, 2x, last vs. E. Kentucky (11/12/24) DR 8 at UNLV (3/8/23)
 1, 3x, last vs. Radford (11/21/24) TOT 9 at UNLV (3/8/23)
 3 vs. Radford (11/21/24) AST 7 at Utah St. (2/14/23)
 STL 2 vs. San Jose St. (3/4/23)
 BLK 1, 4x, last vs. Utah St. (2/14/23)
 19 vs. Saint Francis (11/8/24) MIN 45 at UNLV (3/8/23)

Player Facts

Major: Economics
 Birthday: March 5, 2003
 Instagram: @jakeheidbreder

Full bio, game-by-game stats, career stats and NIL opportunities available:



Career Stats

Year	GP			Min.			Field Goals			3-PT			Rebounds			PF	DQ	A	TO	Blk	Stl	Pts.	Avg.	
	GP	GS	Min.	FG	FGA	Pct.	FG	FGA	Pct.	FT	FTA	Pct.	OR	DR	TOT									Avg.
2021-22*	29	29	988	106	213	.498	44	116	.379	47	59	.797	25	69	94	3.2	72	1	56	36	3	15	303	10.4
2022-23*	32	32	1042	168	344	.488	75	188	.399	72	83	.867	13	93	106	3.3	63	1	53	54	1	19	483	15.1
2023-24	REDSHIRT																							
2024-25	5	0	63	6	14	.429	6	12	.500	5	5	1.000	1	2	3	0.6	4	0	4	4	0	0	23	4.6
TOTAL	66	61	2088	280	571	.490	125	316	.396	124	147	.844	39	164	203	3.1	139	2	113	94	4	34	809	12.3

* Games played at Air Force



PLAYERS

4 IAN SCHIEFFELIN (CHEF-lynn) F • 6-8 • 240 • GRAYSON (GA.) • SENIOR

LAST FIVE GAMES	Date		Opponent	W/L	Field Goals			3-PT			Rebounds			PF	A	TO	Blk	Stl	+/-	Pts.				
	Min.	FG			FGA	Pct.	FG	FGA	Pct.	FT	FTA	Pct.	OR								DR	TOT		
	11/21		Radford	W	29	5	8	.625	2	2	1.000	2	2	1.000	1	8	9	2	2	0	0	26	14	
	11/17		Boise State	L	34	3	7	.429	1	3	.333	1	3	.333	4	8	12	4	2	2	1	0	-4	8
	11/12		E. Kentucky	W	29	5	10	.500	0	0	.000	3	5	.600	5	4	9	3	4	1	1	0	+21	13
	11/8		Saint Francis	W	30	6	11	.545	1	3	.333	3	4	.750	3	10	13	2	4	5	1	2	+25	16
	11/4		Charleston So.	W	30	2	6	.333	0	2	.000	4	4	1.000	3	6	9	2	3	1	2	0	+27	8

NOTES

- 2024-25 Preseason All-ACC Second Team; 2025 Naismith Hall of Fame Karl Malone Award Top 20 Watch List
- 2024 ACC Most Improved Player; 2024 NCAA All-West Region Team; 2024 All-ACC Honorable Mention; 2023 All-ACC Academic Team; 2023 ACC Honor Roll; 2022 ACC Honor Roll.
- Appeared in all 36 games and started every contest for a Tigers team that advanced to its first Elite Eight since 1980. Averaged 27.5 minutes per game, 10.1 points, 9.4 rebounds and 2.2 assists – all career highs.
- His 9.4 rebounds per contest were the third-most in the ACC and 34th-most in college basketball.
- Of his 9.4 average, he averaged 2.75 offensive rebounds (3rd in the ACC and 80th in NCAA) and 6.69 defensive rebounds (2nd in ACC and 32nd in NCAA).
- Career high 365 points and 340 rebounds. His 340 rebounds are tied for the sixth-most in program history for a single season (tied with Dale Davis, 1990-91). It was the second-most in the ACC and 15th most in college basketball.
- Shot career bests from the field (56.4%) and from three (46.9%) last season.
- Posted 11 double-doubles last year – third-most in the ACC and 44th in the country.
- Career high rebounds (17) in win at Pittsburgh (Dec. 3) last season. Finished with seven offensive rebounds.
- Appeared in 34 games and made 22 starts as a sophomore (both career highs), while averaging a career-best 19.8 minutes per contest. Averaged career highs in points (5.5), rebounds (4.1), assists (1.9), field goal percentage (51.1) and 3-point percentage (33.3).

2024-25 SEASON HIGHS

16 vs. Saint Francis (11/8/24)..... PTS.....20, 2x, last vs. Georgia Tech (1/16/24)
 6 vs. Saint Francis (11/8/24)..... FG..... 9 vs. The Citadel (11/7/22)
 2 vs. Radford (11/21/24) 3FG..... 3 vs. NC State (3/9/23)
 4 vs. Charleston Southern (11/4/24) FT 6, 2x, last vs. Georgia Tech (1/16/24)
 5 vs. E. Kentucky (11/12/24)..... OR..... 9 vs. The Citadel (11/7/22)
 10 vs. Saint Francis (11/8/24)..... DR..... 11 at Alabama (11/28/23)
 13 vs. Saint Francis (11/8/24)..... TOT 17 at Pittsburgh (12/3/23)
 4, 2x, last vs. E. Kentucky (11/12/24)... AST 6, 3x, last vs. Syracuse (2/22/23)
 2 vs. Saint Francis (11/8/24)..... STL 4 vs. North Carolina (1/6/24)
 2 vs. Charleston Southern (11/4/24) BLK..... 5 vs. North Carolina (1/6/24)
 34 at Boise State (11/17/24) MIN.....38 vs. Georgia Tech (1/16/24)

CAREER HIGHS

Player Facts

Major: Management
 Birthday: March 1, 2003
 Instagram: @ian4schieff

Full bio, game-by-game stats, career stats and NIL opportunities available:



PREP AND PERSONAL

- Born March 1, 2003; Son of Amy Salmon and Tim Schieffelin; Majoring in management.
- Rated as a three-star prospect, according to 247Sports and Rivals.
- Schieffelin averaged 12.0 points, 12.0 rebounds and 3.0 blocks per game last season for Grayson, a top-ranked program in Georgia. Last year they finished ranked 10th in the country and were No. 1 among public schools.
- As a sophomore, Schieffelin averaged 10.1 points, 7.7 rebounds and 1.0 block per game, while helping lead Grayson to a 25-4 record and a Region 8-AAAAAAA championship.
- Schieffelin chose Clemson over Virginia Tech and Dayton.

Career Stats	Year		Field Goals			3-PT			Rebounds			PF	DQ	A	TO	Blk	Stl	Pts.	Avg.					
	GP	GS	Min.	FG	FGA	Pct.	FG	FGA	Pct.	FT	FTA									Pct.	OR	DR	TOT	Avg.
2021-22	30	7	349	34	86	.395	5	16	.313	20	28	.714	28	56	84	2.8	48	1	27	22	6	7	93	3.1
2022-23	34	22	672	72	141	.511	9	27	.333	33	48	.688	41	100	141	4.1	62	1	64	37	9	11	186	5.5
2023-24	36	36	989	137	243	.564	23	49	.469	68	93	.731	99	241	340	9.4	95	2	80	45	18	21	365	10.1
2024-25	5	5	152	21	42	.500	4	10	.400	13	18	.722	16	36	52	10.4	13	0	15	9	5	2	59	11.8
TOTAL	105	70	2163	264	512	.516	41	102	.402	134	187	.717	184	433	617	5.9	218	4	186	113	38	41	703	6.7

5 ASA THOMAS F • 6-8 • 200 • LAKE FOREST, ILL. (LAKE FOREST) • R-FRESHMAN

LAST FIVE GAMES	Date		Opponent	W/L	Field Goals			3-PT			Rebounds			PF	A	TO	Blk	Stl	+/-	Pts.				
	Min.	FG			FGA	Pct.	FG	FGA	Pct.	FT	FTA	Pct.	OR								DR	TOT		
	11/21		Radford	W	6	1	3	.333	1	3	.333	0	0	.000	0	0	0	1	0	1	0	1	4	3
	11/17		Boise State	L	1+	1	1	1.000	1	1	1.000	0	0	.000	0	0	0	0	0	0	0	0	1	3
	11/12		E. Kentucky	W	1+	0	0	.000	0	0	.000	0	0	.000	0	0	0	0	0	0	0	0	0	0
	11/8		Saint Francis	W	2	1	1	1.000	1	1	1.000	0	0	.000	0	0	0	0	0	0	0	0	-3	3
	11/4		Charleston So.	W	5	0	0	.000	0	0	.000	2	3	.667	0	1	1	0	1	1	0	0	-7	2

NOTES

- Redshirted the season and will play as a redshirt freshman beginning in 2024-25.
- Underwent shoulder surgery during the season.

PREP AND PERSONAL

- Born February 16, 2005; Son of Anne and Brandon Thomas; Majoring in sports communications.
- Thomas is from Lake Forest, Ill. and was rated a three-star prospect, according to 247Sports and Rivals.
- Thomas led the Illinois Wolves (AAU) in scoring this past summer on the UAA circuit averaging 15.1 points per game, while shooting 45.0 percent from the field and 38.0 percent from three. He was recognized by Synergy Sports as being the most offensively efficient player on the UAA 17U circuit this past summer. Thomas averaged a circuit-best 1.07 points per possession.
- 1,746 Career Points (2nd All-Time at Lake Forest HS)
- 295 Career 3PT FG Made – School Record
- 98 3PT FG Made Season – School Record
- 80 Career Wins – 2nd All-Time
- 2X Illinois First Team All-State
- 2X North Suburban Conf. Player of the Year
- Thomas was ranked as the eighth-best player in the 2023 class from the state of Illinois. IBCA First Team All-State; Chicago Sun Times First Team All-State; North Suburban Conference Player of the Year; Chicago Sun Times First Team All-Area.
- Thomas chose Clemson over Illinois, Iowa, Wisconsin, Virginia Tech, Marquette and DePaul.

2024-25 SEASON HIGHS

5 vs. Saint Francis (11/8/24)..... PTS..... 5 vs. Saint Francis (11/8/24)
 1, 3x, last vs. Radford (11/21/24)..... FG..... 1 vs. Saint Francis (11/8/24)
 1, 3x, last vs. Radford (11/21/24)..... 3FG..... 1 vs. Saint Francis (11/8/24)
 2 vs. Charleston Southern (11/4/24) FT 2 vs. Charleston Southern (11/4/24)
 OR.....
 1 vs. Charleston Southern (11/4/24) DR..... 1 vs. Charleston Southern (11/4/24)
 1 vs. Charleston Southern (11/4/24) TOT 1 vs. Charleston Southern (11/4/24)
 1 vs. Charleston Southern (11/4/24) AST 1 vs. Charleston Southern (11/4/24)
 1 vs. Radford (11/21/24) STL
 BLK.....
 6 vs. Radford (11/21/24) MIN..... 5 vs. Charleston Southern (11/4/24)

CAREER HIGHS

Player Facts

Major: Sports Communication
 Birthday: February 16, 2005
 Instagram: @_asathomas_

Full bio, game-by-game stats, career stats and NIL opportunities available:



Career Stats	Year		Field Goals			3-PT			Rebounds			PF	DQ	A	TO	Blk	Stl	Pts.	Avg.					
	GP	GS	Min.	FG	FGA	Pct.	FG	FGA	Pct.	FT	FTA									Pct.	OR	DR	TOT	Avg.
2023-24																								
2024-25	5	0	13	3	5	.600	3	5	.600	2	3	.667	0	1	1	0.2	1	0	1	2	0	1	11	2.2
TOTAL	5	0	13	3	5	.600	3	5	.600	2	3	.667	0	1	1	0.2	1	0	1	2	0	1	11	2.2

PLAYERS

6 MYLES FOSTER F • 6-7 • 245 • BROOKLYN, N.Y. (ILLINOIS STATE/MONMOUTH) • GRADUATE

LAST FIVE GAMES	Date	Opponent	W/L	Min.	Field Goals			3-PT			FT	FTA	Pct.	Rebounds			PF	A	TO	Blk	Stl	+/-	Pts.
					FG	FGA	Pct.	FG	FGA	Pct.				OR	DR	TOT							
	11/21	Radford	W	11	0	1	.000	0	0	.000	4	6	.667	1	3	4	0	1	1	1	0	3	4
	11/17	Boise State	L	12	1	4	.250	0	1	.000	0	1	.000	1	1	2	1	0	1	0	0	-12	2
	11/12	E. Kentucky	W	7	1	1	1.000	0	0	.000	0	0	.000	1	0	1	1	1	3	0	1	-4	2
	11/8	Saint Francis	W	10	0	1	.000	0	0	.000	0	0	.000	2	3	5	1	0	0	0	1	-4	0
	11/4	Charleston So.	W	17	6	8	.750	2	2	1.000	3	6	.500	1	3	4	2	0	0	2	0	+11	17

NOTES

- Played in 32 games and started 31 in his lone season in Bloomington. Averaged 28.5 minutes, 12.4 points, 8.1 rebounds and 1.7 assists for the Redbirds. Finished 52.5 percent from the floor and added 25 blocks and 21 steals.
- Totalled 22 double-digit scoring games, including two 20-point outings. He collected 10 consecutive from Jan. 20 at Missouri State until Feb. 21 against Northern Iowa.
- His best game of the season came at Kentucky when totaled 20 points and 15 rebounds. He finished 8-for-11 from the floor with two assists. Including his performance against Kentucky, Foster added eight double-doubles last year for the Redbirds.
- Played his first three seasons at Monmouth where he totaled 86 games played with 34 starts. He scored 649 points and grabbed 348 rebounds.

PREVIOUS, PREP AND PERSONAL

- Born February 7, 2001; Son of Ann and Ray Foster; Majoring in athletic leadership.
- He played scholastically at Brooks School in Massachusetts. He helped his team capture the NEPSAC Class B title in 2018, while individually over his years earning two NEPSAC First Team accolades and a pair of All-Independent School League honors. He led his group to a 25-3 record in his last year, and overall helped them to a 88-11 mark in four seasons that included a state title in 2017-18.

2024-25 SEASON HIGHS

- 17 vs. Charleston Southern (11/4/24) .. PTS.....23 at William & Mary (2/25/23)
- 6 vs. Charleston Southern (11/4/24)FG.....10, 2x, last vs. Evansville (2/18/24)
- 2 vs. Charleston Southern (11/4/24)3FG.....2 vs. Charleston Southern (11/4/24)
- 4 vs. Radford (11/21/24) FT9, 2x, last vs. Norfolk State (12/9/23)
- 2 vs. Saint Francis (11/8/24).....OR.....9 at Seton Hall (11/9/22)
- 3, 3x, last vs. Radford (11/21/24).....DR.....13 vs. Northern Iowa (2/21/24)
- 5 vs. Saint Francis (11/8/24).....TOT16 at Bradley (2/24/24)
- 1, 2x, last vs. Radford (11/21/24).....AST.....6 at Syracuse (12/12/22)
- 1, 2x, last vs. E. Kentucky (11/12/24)...STL.....5 vs. Delaware (2/2/23)
- 2 vs. Charleston Southern (11/4/24)BLK.....4 vs. Iona (1/18/22)
- 17 vs. Charleston Southern (11/4/24) ..MIN.....39, 2x, last at Towson (1/14/23)

CAREER HIGHS

Player Facts

Major: Athletic Leadership
 Birthday: February 7, 2001
 Instagram: @mylessb

Full bio, game-by-game stats, career stats and NIL opportunities available:



Career Stats

Year	GP	GS	Min.	Field Goals			3-PT			FT	FTA	Pct.	Rebounds			PF	DQ	A	TO	Blk	Stl	Pts.	Avg.	
				FG	FGA	Pct.	FG	FGA	Pct.				OR	DR	TOT									Avg.
2020-21*	19	0	118	25	48	.521	0	0	.000	9	16	.563	11	17	28	1.5	17	0	5	12	3	2	59	3.1
2021-22*	34	1	423	75	141	.532	0	2	.000	29	54	.537	49	54	103	3.0	41	0	16	25	15	12	179	5.3
2022-23*	33	33	986	160	348	.460	0	2	.000	91	158	.576	92	125	217	6.6	76	2	59	75	10	40	411	12.5
2023-24^	32	31	911	155	295	.525	1	13	.077	85	134	.634	83	175	258	8.1	64	2	54	51	25	21	396	12.4
2024-25	5	0	56	8	15	.533	2	3	.667	7	13	.538	6	10	16	3.2	5	0	2	5	3	2	25	5.0
TOTAL	123	65	2495	423	847	.499	3	20	.150	221	375	.589	241	381	622	5.1	203	4	136	168	56	77	1070	8.7

* at Monmouth; ^ - at Illinois State

7 CHAUNCEY WIGGINS F • 6-10.5 • 216 • GRAYSON, GA. (GRAYSON) • JUNIOR

LAST FIVE GAMES	Date	Opponent	W/L	Min.	Field Goals			3-PT			FT	FTA	Pct.	Rebounds			PF	A	TO	Blk	Stl	+/-	Pts.
					FG	FGA	Pct.	FG	FGA	Pct.				OR	DR	TOT							
	11/21	Radford	W	29	7	11	.636	2	4	.500	0	0	.000	1	2	3	0	1	0	0	0	25	16
	11/17	Boise State	L	30	2	10	.200	0	4	.000	2	2	1.000	2	3	5	5	0	1	0	1	-6	6
	11/12	E. Kentucky	W	23	1	8	.125	1	4	.250	0	1	.000	2	0	2	0	1	2	0	0	-1	3
	11/8	Saint Francis	W	22	4	6	.667	2	4	.500	1	2	.500	0	1	1	4	2	2	0	0	+15	11
	11/4	Charleston So.	W	22	3	6	.500	1	3	.333	1	2	.500	1	3	4	1	1	1	0	1	+24	8

NOTES

- Appeared in all 36 games for the Tigers last season en route to the Elite Eight. He started a career-best 18 games.
- Averaged career highs in minutes (17.7), points (5.4) and rebounds (2.1) last year.
- Shot 44.2 percent from the floor and 34.9 percent from three. Finished 71.4 percent at the line.
- Finished the year with 10 blocks and six steals.
- Totalled seven double-digit scoring games last season – all in games started.
- Career high 19 points on 8-of-12 shooting in a loss at Memphis (Dec. 16)
- Finished 3-for-6 from three and added seven rebounds and two assists.
- Appeared in 27 games as a freshman, all off of the Tiger bench. He averaged 8.9 minutes per game.
- Averaged 2.4 points, 0.9 rebounds and 0.4 assists per game last season, including two double-digit scoring games.
- Finished the season shooting 44.4 percent from the floor, 40.0 percent from three and 66.7 percent at the foul line.

PREP AND PERSONAL

- Born February 7, 2004; Son of Lawaynta Dawson-Wiggins and Michael Wiggins; Majoring in parks, recreation, tourism management.
- Wiggins is a forward from Grayson, Ga. and was rated a three-star prospect, according to 247Sports and Rivals.
- Wiggins averaged 12.1 points, 6.6 rebounds, 2.3 assists, 1.2 steals and 1.8 blocks per game last season for Grayson.
- He was high school teammates with current Tiger Ian Schieffelin (Atlanta, Ga./Grayson).
- Wiggins was ranked as the fourth-best player in the 2022 class from the state of Georgia and is a Top 150 player according to 247Sports.
- Wiggins chose Clemson over NC State, Georgia, South Florida and Maryland.

2024-25 SEASON HIGHS

- 16 vs. Radford (11/21/24) PTS.....19 at Memphis (12/16/23)
- 7 vs. Radford (11/21/24) FG.....8 at Memphis (12/16/23)
- 2, 2x, last vs. Radford (11/21/24).....3FG.....4 at Miami (Fla.) (1/3/24)
- 1, 2x, last vs. Saint Francis (11/8/24) FT3 vs. Boston College (1/13/24)
- 2 vs. E. Kentucky (11/12/24).....OR.....2, 2x, last vs. E. Kentucky (11/12/24)
- 3, 2x, last at Boise State (11/17/24).....DR.....5, 3x, last vs. Queens (12/22/23)
- 5 at Boise State (11/17/24)TOT7, 2x, last vs. Louisville (1/30/24)
- 2 vs. Saint Francis (11/8/24).....AST.....4 vs. Louisville (1/30/24)
- 1, 2x, last at Boise State (11/17/24).....STL.....2 vs. Virginia Tech (1/21/23)
-BLK.....3 vs. Louisville (1/30/24)
- 30 at Boise State (11/17/24)MIN.....34 at Memphis (12/16/23)

CAREER HIGHS

Player Facts

Major: Parks, Recreation, Tourism Management
 Birthday: February 7, 2004
 Instagram: @chauncey.30

Full bio, game-by-game stats, career stats and NIL opportunities available:



Career Stats

Year	GP	GS	Min.	Field Goals			3-PT			FT	FTA	Pct.	Rebounds			PF	DQ	A	TO	Blk	Stl	Pts.	Avg.	
				FG	FGA	Pct.	FG	FGA	Pct.				OR	DR	TOT									Avg.
2022-23	27	0	241	24	54	.444	14	35	.400	2	3	.667	2	22	24	0.9	13	0	10	6	3	4	64	2.4
2023-24	36	18	639	76	172	.442	29	83	.349	15	21	.714	19	57	76	2.1	46	0	33	26	10	6	196	5.4
2024-25	5	5	126	17	41	.415	6	19	.316	4	7	.571	6	9	15	3.0	10	1	5	6	0	2	44	8.8
TOTAL	68	23	1005	117	267	.438	49	137	.358	21	31	.677	27	88	115	1.7	69	1	48	38	13	12	304	4.5



PLAYERS

8 DALLAS THOMAS F • 6-9 • 180 • LITTLE ROCK, ARK. (PARKVIEW MAGNET) • FRESHMAN

LAST FIVE GAMES	Date	Opponent	W/L	Min.	Field Goals			3-PT			FT	FTA	Pct.	Rebounds			PF	A	TO	Blk	Stl	+/-	Pts.
					FG	FGA	Pct.	FG	FGA	Pct.				OR	DR	TOT							

NOTES

- Redshirting the 2024-25 season. Will compete as a redshirt freshman in 2025-26.

HEAD COACH BRAD BROWNELL

“Dallas is a highly skilled forward with tremendous length that allows him to score at all three levels. I love his size and versatility, which will give me the opportunity to utilize him in a variety of ways in our system. Dallas has a great feel for the game and high IQ, having the benefit of being raised by a father who was a good Division I college player and was coached in high school by Arkansas legend Scottie Thurman.”

PREP AND PERSONAL

- Born February 22, 2006; Son of Tamara and Clint Thomas; Majoring in sports communication.
- A 6-9, 180-pound four-star forward who ranked as the No. 67 overall prospect and second in Arkansas in the 2024 class. He was the No. 24 small forward in the class, according to On3.
- As a junior, Thomas nearly averaged a double-double with 16.5 points and 9.4 rebounds along with 2.3 assists and 2.1 blocks. He was named to the SBLive Arkansas All-State Second Team.
- Thomas chose Clemson over Arkansas, LSU, Memphis and Missouri.

2024-25 SEASON HIGHS

	CAREER HIGHS
PTS	
FG	
3FG	
FT	
OR	
DR	
TOT	
AST	
STL	
BLK	
MIN	

Player Facts

Major: Sports Communication
 Birthday: February 22, 2006
 Instagram: @bgadallas

Full bio, game-by-game stats, career stats and NIL opportunities available:



Career Stats

Year	GP	GS	Min.	Field Goals			3-PT			FT	FTA	Pct.	Rebounds			PF	DQ	A	TO	Blk	Stl	Pts.	Avg.
				FG	FGA	Pct.	FG	FGA	Pct.				OR	DR	TOT								
2024-25																							
TOTAL																							

REDSHIRT

10 DEL JONES G • 6-2.5 • 187 • LANDOVER, MD. (ARIZONA COMPASS PREP (AZ)) • FRESHMAN

LAST FIVE GAMES	Date	Opponent	W/L	Min.	Field Goals			3-PT			FT	FTA	Pct.	Rebounds			PF	A	TO	Blk	Stl	+/-	Pts.
					FG	FGA	Pct.	FG	FGA	Pct.				OR	DR	TOT							
	11/21	Radford	W	9	1	1	1.000	1	1	1.000	0	0	.000	0	1	1	1	1	0	0	0	3	
	11/17	Boise State	L	15	1	5	.200	0	3	.000	1	1	1.000	0	1	1	4	0	0	0	0	-7	
	11/12	E. Kentucky	W	22	2	7	.286	2	6	.333	2	3	.667	2	2	4	1	1	2	0	1	+10	
	11/8	Saint Francis	W	12	2	4	.500	0	1	.000	1	2	.500	0	2	2	1	2	3	0	1	+6	
	11/4	Charleston So.	W	13	2	3	.667	0	0	.000	0	0	.000	0	2	2	4	2	0	1	0	+5	

HEAD COACH BRAD BROWNELL

“Del is a superfast combo guard that has played against a lot of great competition in both high school and on the EYBL circuit. Offensively, he excels in the open court by attacking the paint and creating offense for himself and others. He is an explosive athlete whose competitiveness and toughness impressed our staff. We certainly feel like he has the ability to impact the game on both ends of the floor while at Clemson.”

PREP AND PERSONAL

- Born November 24, 2004.
- Son of Whitney Steele.
- Majoring in parks, recreation, tourism management.
- A 6-2, 180-pound four-star point guard and ranked as the No. 66 overall player and No. 14 point guard according to ESPN. He ranked No. 90 overall and No. 7 point guard in the 2024 class, according to 247Sports.
- He played for Team Durant on the EYBL Circuit and averaged 10.8 points, 4.5 assists and 3.5 rebounds per game.
- Jones chose Clemson over Arizona State, Oregon, Seton Hall and West Virginia.

2024-25 SEASON HIGHS

	CAREER HIGHS
8 vs. E. Kentucky (11/12/24).....PTS	8 vs. E. Kentucky (11/12/24)
2, 3x, last vs. E. Kentucky (11/12/24)...FG	2, 3x, last vs. E. Kentucky (11/12/24)
2 vs. E. Kentucky (11/12/24).....3FG	2 vs. E. Kentucky (11/12/24)
2 vs. E. Kentucky (11/12/24).....FT	2 vs. E. Kentucky (11/12/24)
2 vs. E. Kentucky (11/12/24).....OR	2 vs. E. Kentucky (11/12/24)
2, 3x, last vs. E. Kentucky (11/12/24)...DR	2, 3x, last vs. E. Kentucky (11/12/24)
4 vs. E. Kentucky (11/12/24).....TOT	4 vs. E. Kentucky (11/12/24)
2, 2x, last vs. Saint Francis (11/8/24)...AST	2, 2x, last vs. Saint Francis (11/8/24)
1, 2x, last vs. E. Kentucky (11/12/24)...STL	1, 2x, last vs. E. Kentucky (11/12/24)
1 vs. Charleston Southern (11/4/24) ...BLK	1 vs. Charleston Southern (11/4/24)
22 vs. E. Kentucky (11/12/24).....MIN	22 vs. E. Kentucky (11/12/24)

Player Facts

Major: Parks, Recreation, Tourism Management
 Birthday: November 24, 2004
 Instagram: @selfmade.del2x

Full bio, game-by-game stats, career stats and NIL opportunities available:



Career Stats

Year	GP	GS	Min.	Field Goals			3-PT			FT	FTA	Pct.	Rebounds			PF	DQ	A	TO	Blk	Stl	Pts.	Avg.	
				FG	FGA	Pct.	FG	FGA	Pct.				OR	DR	TOT									Avg.
2024-25	5	0	71	8	20	.400	3	11	.273	4	6	.667	2	8	10	2.0	11	0	6	5	1	2	23	4.6
TOTAL	5	0	71	8	20	.400	3	11	.273	4	6	.667	2	8	10	2.0	11	0	6	5	1	2	23	4.6



PLAYERS

11 JAEDEN ZACKERY G • 6-1 • 218 • SALEM, WIS. (WESTOSHA CENTRAL/BOSTON COLLEGE) • GRADUATE

LAST FIVE GAMES	Date	Opponent	W/L	Min.	Field Goals			3-PT			FT	FTA	Pct.	Rebounds			PF	A	TO	Blk	Stl	+/-	Pts.
					FG	FGA	Pct.	FG	FGA	Pct.				OR	DR	TOT							
	11/21	Radford	W	26	0	4	.000	0	2	.000	2	2	1.000	1	2	3	3	1	2	0	0	21	2
	11/17	Boise State	L	24	1	6	.167	0	1	.000	4	4	1.000	1	3	4	3	0	1	0	2	-12	6
	11/12	E. Kentucky	W	39	3	8	.375	0	3	.000	0	0	.000	2	3	5	2	4	1	0	2	+13	6
	11/8	Saint Francis	W	34	6	9	.667	2	3	.667	2	3	.667	1	3	4	1	6	1	0	4	+25	16
	11/4	Charleston So.	W	26	3	5	.600	0	1	.000	0	0	.000	1	1	2	3	3	0	0	3	+29	6

NOTES

- Played and started all 36 games for the Eagles. Finished with a 10.8 scoring average to go along with 3.2 assists and 3.2 rebounds per game. Third on the Eagles in scoring (10.8 points per game; 408 points).
- Averaged the most minutes (33.8) of his career. Shot a career-best 48.4 percent from the field and 40.5 percent from three. Totaled a career-best from the foul line (82.4 percent).
- Collected 22 double-digit scoring games, including four 20-point games. He posted a season-high 22 points against Clemson in the ACC Tournament.
- In 2022-23, he led the Eagles in scoring six times, assists 12, and steals 10 times. Over the final five games of the season, averaged nearly 15.0 points per game while dishing out 3.5 assists at a 2.43:1 assist/turnover clip
- Ranked among the ACC leaders in steals, tying for fourth in steals per game (1.45) and fifth in total steals (48)
- Was one of four players in the ACC to register five or more steals at least three times. Boston College was a perfect 7-0 when Zackery scored 15 or more points.

PREP AND PERSONAL

- Born August 29, 2001; Son of Andrea and Marcus Zackery; Majoring in athletic leadership.
- Was a 2020-21 Third Team NJCAA All-American out of Chipola College in Marianna, Fla.
- Started all 28 games for Chipola at the point guard spot and reached double figures in scoring on 18 occasions.
- Helped guide the Indians to a 23-5 overall record en route to capturing the Panhandle Conference and FCSAA State Tournament titles.
- Averaged 12.5 points, 3.8 rebounds, and 4.2 assists per game last season, while connecting on better than 52% from the floor, 42% from the perimeter, and 82% from the charity stripe.
- Posted a 1.83:1 assist/turnover ratio and a 1.20 steal/turnover ratio.
- Over the final nine games of the season, averaged 17.1 points, 4.0 rebounds, 4.7 assists, and 2.7 steals per game. Chipola went 8-1 during that span, advancing to the semifinals of the 2021 NJCAA Championship.

2024-25 SEASON HIGHS

16 vs. Saint Francis (11/8/24).....PTS.....	22 vs. Clemson (3/13/24)
6 16 vs. Saint Francis (11/8/24).....FG.....	8, 5x, last vs. Clemson (3/13/24)
2 16 vs. Saint Francis (11/8/24).....3FG.....	4, 3x, last vs. Clemson (3/13/24)
4 at Boise State (11/17/24).....FT.....	9 vs. NC State (12/2/23)
2 vs. E. Kentucky (11/12/24).....OR.....	5 vs. New Hampshire (12/6/22)
3, 3x, last at Boise State (11/17/24).....DR.....	7 vs. Georgia Tech (3/4/23)
5 vs. E. Kentucky (11/12/24).....TOT.....	8, 2x, last vs. Georgia Tech (3/4/23)
6 vs. Saint Francis (11/8/24).....AST.....	8, 2x, last at Vanderbilt (11/29/23)
4 vs. Saint Francis (11/8/24).....STL.....	5, 2x, last vs. Florida State (2/21/22)
.....BLK.....	1, 14x, last vs. Florida State (2/6/24)
39 vs. E. Kentucky (11/12/24).....MIN.....	44 vs. New Hampshire (12/6/22)

CAREER HIGHS

Player Facts

Major: Athletic Leadership
 Birthday: August 29, 2001
 Instagram: @jaeden_zackery

Full bio, game-by-game stats, career stats and NIL opportunities available:



Career Stats

Year	GP	GS	Min.	Field Goals			3-PT			FT	FTA	Pct.	Rebounds			PF	DQ	A	TO	Blk	Stl	Pts.	Avg.	
				FG	FGA	Pct.	FG	FGA	Pct.				OR	DR	TOT									Avg.
2021-22*	33	33	1137	120	259	.463	52	109	.477	52	73	.712	18	88	106	3.2	77	2	89	67	6	57	344	10.4
2022-23*	33	31	1094	122	293	.416	31	96	.323	79	103	.767	28	76	104	3.2	78	2	90	65	5	48	354	10.7
2023-24*	36	36	1216	153	316	.484	32	79	.405	70	85	.824	23	96	119	3.3	78	0	152	71	3	63	408	11.3
2024-25	5	5	149	13	32	.406	2	10	.200	8	9	.889	6	12	18	3.6	12	0	14	5	0	11	36	7.2
TOTAL	107	105	3593	408	900	.453	117	294	.398	209	270	.774	75	272	347	3.2	245	4	346	208	14	179	1142	10.7

*- at Boston College

13 ANDREW LATIFF (LUH-tiff) G • 6-5 • 195 • CLEMSON, S.C. (DANIEL HS) • SENIOR

LAST FIVE GAMES	Date	Opponent	W/L	Min.	Field Goals			3-PT			FT	FTA	Pct.	Rebounds			PF	A	TO	Blk	Stl	+/-	Pts.
					FG	FGA	Pct.	FG	FGA	Pct.				OR	DR	TOT							
	11/8	Saint Francis	W	1	0	0	.000	0	0	.000	0	0	.000	0	0	0	0	0	0	0	0	1	0
	11/4	Charleston So.	W	2	0	0	.000	0	0	.000	0	0	.000	0	0	0	0	0	0	0	0	-5	0

NOTES

- Appeared in five games in his first season as a walk-on for Clemson.
- Totaled eight minutes and scored first career basket against Queens (Dec. 22)
- Season-high two rebounds in the game.
- Served as a student manager prior to being added to the active roster.

PREP AND PERSONAL

- Born March 1, 2002.
- Son of Catherine and Todd Latiff.
- Majoring in management.
- Attended nearby Daniel High School and served as a team captain. Led team to a 23-6 record – an all-time best for Daniel.
- Selected to play in All Star Tri-County Tip Off Classic.
- Mountain Lakes First Team Selection.
- All-Region runner-up.
- All-Academic team for four years.
- Highest 3-point percentage for Daniel High School.
- Played AAU for Carolina Pressure.

2024-25 SEASON HIGHS

.....PTS.....	2 vs. Queens (12/22/23)
.....FG.....	1 vs. Queens (12/22/23)
.....3FG.....	
.....FT.....	
.....OR.....	1 vs. Queens (12/22/23)
.....DR.....	1, 2x, last vs. New Mexico (3/22/24)
.....TOT.....	2 vs. Queens (12/22/23)
.....AST.....	
.....STL.....	
.....BLK.....	
2 vs. Charleston Southern (11/4/24).....MIN.....	2, 2x, last vs. Radford (12/29/23)

Player Facts

Major: Management
 Birthday: March 1, 2002
 Instagram: @a.latiff11

Full bio, game-by-game stats, career stats and NIL opportunities available:



Career Stats

Year	GP	GS	Min.	Field Goals			3-PT			FT	FTA	Pct.	Rebounds			PF	DQ	A	TO	Blk	Stl	Pts.	Avg.
				FG	FGA	Pct.	FG	FGA	Pct.				OR	DR	TOT								
2023-24	5	0	8	1	4	.250	0	3	.000	0	0	.000	1	3	4	0.8	0	0	0	0	0	2	0.4
2024-25	2	0	3	0	0	.000	0	0	.000	0	0	.000	0	0	0	0.0	0	0	0	0	0	0	0.0
TOTAL	7	0	11	1	4	.250	0	3	.000	0	0	.000	1	3	4	0.6	0	0	0	1	0	2	0.3



PLAYERS

14 CHRISTIAN REEVES C • 7-2 • 253 • CHARLOTTE, N.C. (OAK HILL ACADEMY (VA.)) • R-SOPHOMORE

LAST FIVE GAMES	Date	Opponent	W/L	Min.	Field Goals			3-PT			FT			Rebounds			PF	A	TO	Blk	Stl	+/-	Pts.
					FG	FGA	Pct.	FG	FGA	Pct.	FT	FTA	Pct.	OR	DR	TOT							
	11/21	Radford	W	9	0	0	.000	0	0	.000	2	2	1.000	1	1	2	0	0	2	0	0	5	2
	11/17	Boise State	L	4	0	0	.000	0	0	.000	0	0	.000	0	0	0	1	0	0	0	0	-3	0
	11/12	E. Kentucky	W	5	1	1	1.000	0	0	.000	0	0	.000	0	0	0	0	0	0	0	0	-10	2
	11/8	Saint Francis	W	6	0	0	.000	0	0	.000	0	0	.000	0	3	3	0	0	0	0	0	0	0
	11/4	Charleston So.	W	7	1	3	.333	0	0	.000	1	2	.500	2	1	3	2	0	3	0	1	+6	3

NOTES

- Missed 13 games due to injury before undergoing right ankle surgery and being ruled out for the remainder of the season in 2023-24.
- Logged a career-high 12 minutes in the season opener against Dartmouth, adding three rebounds and two points.
- Played in 13 games in his rookie season, including six appearances in ACC play.
- Averaged 1.5 points and 1.0 rebounds, hitting 8-of-11 from the field for the season.
- Made his Duke debut in 2022-23 against Jacksonville in the season opener with three points and a pair of rebounds.
- Scored four points and grabbed four rebounds in just three minutes of action against Delaware.
- Scored his first points in ACC play with a dunk against Georgia Tech.
- Tallied a career-high with six points on 3-for-3 shooting from the field in six minutes against Pittsburgh in the ACC Tournament quarterfinals.

PREP AND PERSONAL

- Born Christian Michael Reeves on December 14, 2003 in Charlotte, N.C.
- Son of Holly and John Reeves. Has a sister, Jessica. His father, John, played college basketball at Belmont Abbey.
- Majoring in human capital education and development.
- A four-star center out of Oak Hill Academy in Mouth of Wilson, Va.
- Ranked as the No. 5 player from the state of North Carolina in his class by ESPN.
- Played in 29 games during the 2021-22 season at Oak Hill, averaging 9.2 points on .639 shooting with 7.4 rebounds.
- Scored in double figures in 12 games as a senior, including each of his final five contests while logging five double-doubles.
- Played for Team CP3 on the Nike EYBL circuit.

2024-25 SEASON HIGHS

3 vs. Charleston Southern (11/4/24) PTS 6 vs. Pittsburgh (3/9/23)
 1, 2x, last vs. E. Kentucky (11/12/24).... FG 3 vs. Pittsburgh (3/9/23)
 3FG
 2 vs. Radford (11/21/24) FT 2 vs. Delaware (11/18/22)
 2 vs. Charleston Southern (11/4/24)OR.....3, 2x, last vs. Delaware (11/18/22)
 3 vs. Saint Francis (11/8/24).....DR.....3 vs. Saint Francis (11/8/24)
 3, 2x, last vs. Saint Francis (11/8/24) ...TOT 4 vs. Delaware (11/18/22)
AST 1 at Georgia Tech (1/28/23)
 1 vs. Charleston Southern (11/4/24)STL 1, 2x, last vs. Charleston Southern (11/4/24)
BLK 1 vs. Dartmouth (11/6/23)
 7 vs. Charleston Southern (11/4/24)MIN 12 vs. Dartmouth (11/6/23)

CAREER HIGHS

Player Facts

Major: Human Capital Education and Development
 Birthday: December 14, 2003
 Instagram: @cmr_32_

Full bio, game-by-game stats, career stats and NIL opportunities available:

CLEMSONTIGERS.COM

Career Stats

Year	GP	GS	Min.	Field Goals			3-PT			FT			Rebounds			PF	DQ	A	TO	Blk	Stl	Pts.	Avg.	
				FG	FGA	Pct.	FG	FGA	Pct.	FT	FTA	Pct.	OR	DR	TOT									Avg.
2022-23*	13	0	42	8	11	.727	0	0	.000	4	6	.667	9	3	12	0.9	4	0	1	3	0	1	20	1.5
2023-24*	3	0	16	2	3	.667	0	0	.000	1	2	.500	1	4	5	1.7	3	0	0	2	1	0	5	1.7
2024-25	5	0	31	2	4	.500	0	0	.000	3	4	.750	3	5	8	1.6	3	0	0	5	0	1	7	1.4
TOTAL	21	0	88	12	18	.667	0	0	.000	8	12	.667	13	13	26	1.2	10	0	1	10	1	2	32	1.5

* - at Duke

20 MATT KELLY G • 6-2 • 175 • CHARLESTON, S.C. (PORTER-GAUD HS) • SENIOR

LAST FIVE GAMES	Date	Opponent	W/L	Min.	Field Goals			3-PT			FT			Rebounds			PF	A	TO	Blk	Stl	+/-	Pts.
					FG	FGA	Pct.	FG	FGA	Pct.	FT	FTA	Pct.	OR	DR	TOT							
	11/8	Saint Francis	W	1	0	0	.000	0	0	.000	0	0	.000	0	1	1	0	0	0	0	0	1	0
	11/4	Charleston So.	W	2	0	0	.000	0	0	.000	0	0	.000	0	0	0	1	0	0	0	0	-5	0

NOTES

- Appeared in five games and totaled nine minutes as a junior.
- Second career steal against Queens (Dec. 22, 2023).
- Played season high 3:34 in win over Radford (Dec. 29, 2023).
- Appeared in six games and totaled seven minutes as a sophomore.
- Scored first career points at North Carolina (Feb. 11, 2023).
- Finished the season 2-for-2 from the field, scoring in two games, including a win over Florida State (Feb. 15, 2023).

PREP AND PERSONAL

- Born on August 1, 2002.
- Son of Melissa and Tim Kelly.
- Majoring in parks, recreation, tourism management.
- Attended Porter-Gaud High School and lettered in both football and basketball.
- Third year in the basketball program as a walk on.

2024-25 SEASON HIGHS

..... PTS 2, 2x, last vs. Florida State (2/15/23)
 FG 1, 2x, last vs. Florida State (2/15/23)
 3FG
 FT
 OR
 1 vs. Saint Francis (11/8/24).....DR..... 1, 2x, last 1 vs. Saint Francis (11/8/24)
 1 vs. Saint Francis (11/8/24).....TOT 1, 2x, last 1 vs. Saint Francis (11/8/24)
AST 1 vs. Richmond (12/17/22)
STL 1, 2x, last vs. Queens (12/22/23)
BLK
 2 vs. Charleston Southern (11/4/24) ...MIN 3 vs. Radford (12/29/23)

CAREER HIGHS

Player Facts

Major: Parks, Recreation, Tourism Management
 Birthday: August 1, 2002
 Instagram: @matt.kelly1

Full bio, game-by-game stats, career stats and NIL opportunities available:

CLEMSONTIGERS.COM

Career Stats

Year	GP	GS	Min.	Field Goals			3-PT			FT			Rebounds			PF	DQ	A	TO	Blk	Stl	Pts.	Avg.
				FG	FGA	Pct.	FG	FGA	Pct.	FT	FTA	Pct.	OR	DR	TOT								
2022-23	6	0	7	2	2	1.000	0	0	.000	0	0	.000	0	1	1	0.2	0	0	1	0	1	4	0.7
2023-24	5	0	9	0	1	.000	0	0	.000	0	0	.000	0	0	0	0.0	0	0	1	0	1	0	0.0
2024-25	2	0	3	0	0	.000	0	0	.000	0	0	.000	0	1	1	0.5	1	0	0	0	0	0	0.0
TOTAL	13	0	19	2	3	.667	0	0	.000	0	0	.000	0	2	2	0.2	1	0	1	1	0	2	0.3

PLAYERS

21 ACE BUCKNER G • 6-3 • 170 • DALLAS, TEXAS (LA LUMIERE SCHOOL (IND.)) • FRESHMAN

LAST FIVE GAMES	Date	Opponent	W/L	Min.	Field Goals			3-PT			FT	FTA	Pct.	Rebounds			PF	A	TO	Blk	Stl	+/-	Pts.
					FG	FGA	Pct.	FG	FGA	Pct.				OR	DR	TOT							

HEAD COACH BRAD BROWNELL

"Ace is another combo guard who is comfortable playing with or without the basketball in his hands. He's an excellent on-ball defender who, with strength, will excel at that end of the floor. Offensively, he can make threes off the bounce or catch and has a quick first step which helps him play in the paint. As a legacy, he has always had a dream to play at Clemson and we couldn't be more excited about the opportunity to add a player of his caliber."

PREP AND PERSONAL

- Born March 8, 2005.
- Son of Regina and Greg Buckner
- Majoring in communication.
- A 6-2, 175-pound combo guard who ranked as a three-star, according to On3.
- Buckner is the son of former Littlejohn Legend Greg Buckner who played for the Tigers from 1994-98.
- He averaged 8.8 points per game with All Ohio Red on the EYBL Circuit. Buckner boasted nearly a 2:1 assist/turnover ratio through 24 games on the circuit. He exploded for a 29-point performance at Peach Jam in July.

2024-25 SEASON HIGHS

2024-25 SEASON HIGHS	CAREER HIGHS
PTS.....	PTS.....
FG.....	FG.....
3FG.....	3FG.....
FT.....	FT.....
OR.....	OR.....
DR.....	DR.....
TOT.....	TOT.....
AST.....	AST.....
STL.....	STL.....
BLK.....	BLK.....
MIN.....	MIN.....

Player Facts

Major: Communication
 Birthday: March 8, 2005
 Instagram: @acebuckner_

Full bio, game-by-game stats, career stats and NIL opportunities available:



Career Stats

Year	GP	GS	Min.	Field Goals			3-PT			FT	FTA	Pct.	Rebounds			PF	DQ	A	TO	Blk	Stl	Pts.	Avg.
				FG	FGA	Pct.	FG	FGA	Pct.				OR	DR	TOT								
2024-25																							
TOTAL																							

32 DANIEL NAUSEEF (NAW-seef) F • 6-7 • 220 • CHAMINADE JULIENNE CATHOLIC (OHIO) • SENIOR

LAST FIVE GAMES	Date	Opponent	W/L	Min.	Field Goals			3-PT			FT	FTA	Pct.	Rebounds			PF	A	TO	Blk	Stl	+/-	Pts.
					FG	FGA	Pct.	FG	FGA	Pct.				OR	DR	TOT							
11/8	Saint Francis	W	1	0	0	.000	0	0	.000	0	0	.000	0	0	0	0	1	0	0	0	1	0	
11/4	Charleston So.	W	2	0	1	.000	0	0	.000	0	0	.000	0	0	0	0	0	0	0	0	-5	0	

NOTES

- Appeared in five games and played nine minutes in 2023-24.
- Played a season high 3:41 against Queens (Dec. 22).
- Appeared in seven games and played 10 minutes in 2022-23.
- Scored first career basket in a win over Richmond (Dec. 17). He was assisted by his brother Jack Nauseef on the play.
- Totaled his second basket of the season in home win over Notre Dame (March 4).
- Collected four rebounds in four separate games.
- Tallied first career assist in a win over Georgia Tech (Jan. 24). First career block was against Loyola Maryland (Nov. 21) and first career steal was against Notre Dame.
- Appeared in two games as a freshman in 2021-22.
- Grabbed first career rebound at Notre Dame (Jan. 12).

PREP AND PERSONAL

- Born September 29, 2002.
- Son of Carmen and JP Nauseef.
- Majoring in microbiology.

2024-25 SEASON HIGHS

2024-25 SEASON HIGHS	CAREER HIGHS
PTS.....	2, 2x, last vs. Notre Dame (3/4/23)
FG.....	1, 2x, last vs. Notre Dame (3/4/23)
3FG.....	
FT.....	
OR.....	1, 2x, last vs. Notre Dame (3/4/23)
DR.....	1, 4x, last vs. Queens (12/22/23)
TOT.....	1, 6x, last vs. Queens (12/22/23)
AST.....	1 at Georgia Tech (12/21/22)
STL.....	1, 2x, last 1 vs. Saint Francis (11/8/24)
BLK.....	1 vs. Loyola Maryland (11/21/22)
MIN.....	4 vs. Queens (12/22/23)

Player Facts

Major: Microbiology
 Birthday: September 29, 2002
 Instagram: @dnauseef

Full bio, game-by-game stats, career stats and NIL opportunities available:



Career Stats

Year	GP	GS	Min.	Field Goals			3-PT			FT	FTA	Pct.	Rebounds			PF	DQ	A	TO	Blk	Stl	Pts.	Avg.
				FG	FGA	Pct.	FG	FGA	Pct.				OR	DR	TOT								
2021-22	2	0	2	0	0	.000	0	0	.000	0	0	.000	1	0	1	0.5	0	0	0	0	0	0	0.0
2022-23	7	0	8	2	3	.667	0	0	.000	0	0	.000	1	3	4	0.6	2	0	1	1	1	4	0.6
2023-24	5	0	9	0	1	.000	0	1	.000	0	0	.000	0	3	3	0.6	2	0	0	0	0	0	0.0
2024-25	2	0	3	0	1	.000	0	0	.000	0	0	.000	0	0	0	0.0	0	1	0	0	0	0	0.0
TOTAL	16	0	22	2	5	.400	0	1	.000	0	0	.000	2	6	8	0.5	4	0	2	1	1	4	0.3



PLAYERS

35 JACKSON ROBERTS C • 6-11 • 247 • TAMPA, FLA. (IMG ACADEMY) • FRESHMAN

LAST FIVE GAMES	Date	Opponent	W/L	Min.	Field Goals			3-PT			Rebounds			PF	A	TO	Blk	Stl	+/-	Pts.			
					FG	FGA	Pct.	FG	FGA	Pct.	FT	FTA	Pct.	OR	DR	TOT							
	11/8	Saint Francis	W	1	0	0	.000	0	0	.000	0	0	.000	0	0	0	1	0	0	0	0	1	0
	11/4	Charleston So.	W	2	0	1	.000	0	0	.000	0	0	.000	1	0	1	0	0	0	0	0	-5	0

PREP AND PERSONAL

- Born March 21, 2006.
- Son of Ashley and Craig Roberts.
- Majoring in pre-business.
- A center who will join the Tigers as a walk-on for his freshman season in 2024-25.

2024-25 SEASON HIGHS

CAREER HIGHS

.....	PTS.....
.....	FG.....
.....	3FG.....
.....	FT.....
1 vs. Charleston Southern (11/4/24)	OR.....	1 vs. Charleston Southern (11/4/24)
.....	DR.....
1 vs. Charleston Southern (11/4/24)	TOT.....	1 vs. Charleston Southern (11/4/24)
.....	AST.....
.....	STL.....
.....	BLK.....
2 vs. Charleston Southern (11/4/24)	MIN.....	2 vs. Charleston Southern (11/4/24)

Player Facts

Major: Pre-Business
 Birthday: March 21, 2006.
 Instagram: @jacksonrob06

Full bio, game-by-game stats, career stats and NIL opportunities available:

CLEMSONTIGERS.COM

Career Stats

Year	GP	GS	Min.	Field Goals			3-PT			Rebounds			PF	DQ	A	TO	Blk	Stl	Pts.	Avg.		
				FG	FGA	Pct.	FG	FGA	Pct.	FT	FTA	Pct.									OR	DR
2024-25	2	0	3	0	1	.000	0	0	.000	0	0	.000	1	0	1	0.5	1	0	0	0	0	0.0
TOTAL	2	0	3	0	1	.000	0	0	.000	0	0	.000	1	0	1	0.5	1	0	0	0	0	0.0

MISCELLANEOUS STATS

THE LAST TIME...

	CLEMSON	OPPONENT
A player had a triple-double	1/26/93 vs. Maryland (Sharone Wright, 12p/14r/10b)	Never Accomplished
A player had a 20-point, 15-rebound game	1/16/24 vs. Georgia Tech (PJ Hall, 31p/17r; Ian Schieffelin 20p/15r)	Not accomplished since at least 2010
A player had a 20-point, 20-rebound game	12/17/90 vs. SC State (Dale Davis, 22p/21r)	1/11/06 vs. Wake Forest (Eric Williams, 22p/20r)
A player had 30+ points	11/17/24 at Boise State (Chase Hunter, 30)	1/10/24 at Virginia Tech (Sean Pedulla, 32)
A player had 40+ points	1/24/01 vs. Georgia Tech (Will Soloman, 41)	3/12/11 vs. North Carolina (Harrison Barnes, 40)
A player had 50+ points	2/17/1916 (J.W. Stribling, 50)	2/24/55 at Furman (Darrell Floyd, 56)
A player had 15+ field goals	1/14/87 vs. Furman (Horace Grant, 15)	2/24/82 at Duke (Vince Taylor, 16)
A player had 15+ free throws	1/27/13 vs. Virginia Tech (Milton Jennings, 16)	3/9/16 vs. Georgia Tech (Marcus Georges-Hunt, 15)
A player had 20+ rebounds	3/4/99 vs. Florida State (Harold Jamison, 20)	3/6/19 at Notre Dame (John Mooney, 20)
A player had 15+ assists	2/13/02 vs. Wake Forest (Edward Scott, 16)	1/10/87 vs. Wake Forest (Tyrone "Mugsey" Bogues, 17)
A player had 6+ steals	2/13/16 vs. Georgia Tech (Avry Holmes, 6)	2/3/07 at Georgia Tech (Javaris Crittenton, 7)
A player had 8+ blocks	2/6/16 vs. Virginia Tech (Landry Nnoko, 8)	3/11/94 vs. Duke (Cherokee Parks, 10)
A player converted a four-point play	3/5/24 vs. Syracuse (Joseph Girard III, 5:42 2H)	11/19/23 vs. Boise State (Chibuzo Agbo, 8:32 1H)
A player was perfect from the field (min. 10 FGA)	Never Accomplished	3/8/92 at Georgia Tech (Matt Geiger, 10-10)
A player was perfect from the foul line (min. 10 FTA)	2/24/23 vs. Florida State (Joseph Girard III, 10-10)	11/21/18 vs. Creighton (Ty-Son Alexander, 11-11)
A team scored 100+ points	12/22/23 vs. Queens (109)	2/5/17 vs. Florida State (109)
A team scored less than 40	1/23/18 at Virginia (36)	12/2/20 vs. SC State (38)
A team had 25+ assists	11/24/23 vs. Alcorn State (26)	2/1/68 vs. Georgia Tech (35)
A team had 50+ rebounds	12/18/21 vs. South Carolina (51)	11/11/22 at South Carolina (50)
A team shot .650+ from the field	2/22/20 at Boston College (.689)	2/5/17 at Florida State (.661)
A team did not miss a free throw (min. 10 FTA)	12/29/23 vs. Radford (14-14)	3/13/24 vs. Boston College (16-16)
A team did not make a three-pointer	1/26/19 at NC State (0-7)	2/1/06 at Florida State (0-9)
A team had two players score 30+ points	2/13/02 vs. Wake Forest (Stockman, 30; Scott, 30)	1/9/80 vs. Duke (Banks, 31; Gminski, 30)
A team had two players score 25+ points	1/13/24 vs. Boston College (Hall, 26; Girard III 26)	1/30/18 vs. North Carolina (Johnson, 32; Berry, 27)
A team had two players score 20+ points	3/5/24 vs. Syracuse (Hall, 25; Girard III, 21)	2/6/24 at North Carolina (Bacot, 24; Davis, 22)
A team had three players score 20+ points	3/4/06 vs. Georgia Tech (Hamilton, 24; Akingbala 22; Robinson, 22)	1/3/24 at Miami (Fla.) (Pack 25, Omier 23, Cleveland 23)
A team had two double-doubles	2/27/24 vs. Pittsburgh (Schieffelin, Hall)	1/17/23 at Wake Forest (Carr, Hildreth)
A team had three double-doubles	1/11/14 vs. Duke (McDaniels, Blossomgame, Nnoko)	2/28/90 vs. Duke (Henderson, Hurley, Laettner)
A team had six players score 10+ points	12/14/21 vs. Miami (Oh.) (W, 89-76)	12/2/01 vs. Duke (L, 80-96)
Played an overtime game	1/16/24 vs. Georgia Tech (90-93)	
Played a double-overtime game	1/16/24 vs. Georgia Tech (90-93); 11/29/22 vs. Penn State (101-94); 3/2/14 vs. Maryland (77-73)	
Played a triple-overtime game	2/18/84 vs. Maryland (65-66)	
Clemson was ranked (AP Poll)	April 9, 2024 (14)	
Clemson played a ranked opponent (AP Poll)	vs. No. 19 Alabama (82-89) on March 30, 2024 (NCAA Tournament Elite Eight)	
Clemson played a ranked opponent on the road (AP Poll)	at No. 3 North Carolina (80-76) on Feb. 6, 2024	
Clemson defeated a ranked opponent (AP Poll)	vs. No. 14 Baylor (72-64) on March 24, 2024	
Clemson defeated a ranked opponent on the road (AP Poll)	at No. 3 North Carolina (80-76) on Feb. 6, 2024	
Clemson defeated a ranked opponent in the postseason (AP Poll)	vs. No. 14 Baylor (72-64) on March 24, 2024 (NCAA Tournament Second Round)	
Clemson lost to a ranked opponent (AP Poll)	vs. No. 19 Alabama (82-89) on March 30, 2024 (NCAA Tournament Elite Eight)	
Clemson faced No. 1 (AP Poll)	vs. Duke (68-87) on January 5, 2019	
Clemson defeated No. 1 (AP Poll)	vs. North Carolina (75-65) on February 18, 2001	
Clemson defeated Top 5 (AP Poll)	at No. 3 North Carolina (80-76) on Feb. 6, 2024	
Clemson defeated Top 10 (AP Poll)	at No. 3 North Carolina (80-76) on Feb. 6, 2024	

MISCELLANEOUS STATS

Dunks (13): Chase Hunter (3), Viktor Lakhin (4), Christian Reeves (2), Ian Schieffelin (2), Chauncey Wiggins (2)

Charges Taken (0): Chase Hunter (1), Ian Schieffelin (1), Jaeden Zackery (1)

20-Point Games (1): Chase Hunter (1)

30-Point Games (1): Chase Hunter (1)

Double-Doubles (2): Viktor Lakhin (1), Ian Schieffelin (1)

Double Figure Scoring (16): Myles Foster (1), Chase Hunter (5), Dillon Hunter (1), Viktor Lakhin (3), Ian Schieffelin (3), Chauncey Wiggins (2), Jaeden Zackery (1)

Double Figure Rebounding (3): Viktor Lakhin (1), Ian Schieffelin (2)

Led Clemson in Scoring (no ties): Chase Hunter (1), Chauncey Wiggins (1)

Led Clemson in Rebounding (no ties): Viktor Lakhin (1), Ian Schieffelin (4)

Led Clemson in Assists (no ties): Chase Hunter (1), Jaeden Zackery (1)

Consecutive Field Goals Made: 6 by Ian Schieffelin vs. Saint Francis (11/8/24)

Consecutive Points Scored: 9 by Chase Hunter vs. Charleston Southern (11/4/24)

Consecutive Free Throws Made: 7 by Jaeden Zackery (11/8/24 to 11/17/24)

Consecutive Three-Pointers Made: 3 by Chase Hunter vs. Charleston Southern (11/4/24)

Largest Lead: 36 vs. Charleston Southern (11/4/24)

Largest Deficit: 16 at Boise State (11/17/24)

Largest Halftime Deficit: 1 at Boise State (11/17/24)

Largest Deficit Overcome for Victory: 4 vs. Eastern Kentucky (11/12/24)

Most Consecutive Clemson Points: 15 vs. Eastern Kentucky (11/12/24)

Most Consecutive Opponent Points: 12 vs. Saint Francis (11/8/24); 12 vs. Eastern Kentucky (11/12/24)

CLEMSON'S RECORD...

Overall	4-1
At home	4-0
On the road	0-1
At neutral sites	0-0
In overtime	0-0
Vs. ranked opponents	0-0
In games decided by 3 points or less	0-0
In games decided by 5 points or less	0-0
In games decided by 7 or more points	4-1
When leading at halftime	4-0
When trailing at halftime	0-1
When tied at halftime	0-0
When leading with 5:00 left	4-0
When trailing with 5:00 left	0-1
When leading with 1:00 left	4-0
When trailing with 1:00 left	0-1
When shooting 50% or better	3-0
When opponent shoots less than 50%	4-0
When scoring 70 or more points	4-1
When winning the rebound margin	4-0
When winning the turnover margin	2-1
When winning points in the paint	4-0
When winning bench points	3-0
In November	4-1
In December	0-0
In January	0-0
In February	0-0
In March	0-0

2024-25 STARTING LINEUPS (1)

Lineup #	Game #	G	G	G/F	F	C	G	W-L	PCT.
1	1-5	C. Hunter	Zackery	Wiggins	Schieffelin	Lakhin	5	4-1	.800



SUPERLATIVE STATS

INDIVIDUAL GAME HIGHS/INDIVIDUAL HIGHS UNDER BROWNELL

italic indicates all-time under Coach Brownell

CLEMSON		OPPONENT	
	HIGHS		HIGHS
Points	30, Chase Hunter, 11/17/24 at Boise State <i>33, Jaron Blossomgame, 2/20/16 at NC State</i>	Points	23, Devontae Blanton, 11/12/24 vs. Eastern Kentucky <i>40, Harrison Barnes, 3/12/11 vs. North Carolina</i>
FG	12, Chase Hunter, 11/17/24 at Boise State <i>13, Jaron Blossomgame, last on 2/8/16 vs. Notre Dame</i>	FG	10, Devontae Blanton, 11/12/24 vs. Eastern Kentucky <i>12, last by Landers Nolley II, 11/5/19 vs. Virginia Tech</i>
FGA	21, Chase Hunter, 11/17/24 at Boise State <i>24, KJ McDaniels, 2/11/14 at Notre Dame</i>	FGA	15, 2x, last by Devontae Blanton, 11/12/24 vs. Eastern Kentucky <i>23, Landers Nolley II, 11/5/19 vs. Virginia Tech</i>
FG Perfection	4, Viktor Lakhin, 11/8/24 vs. Saint Francis <i>7, last by Ian Schieffelin, 3/4/23 vs. Notre Dame</i>	FG Perfection	1, 2x, last by Isaiah Gaines, 11/21/24 vs. Radford <i>8, Mark Williams, 2/10/22 vs. Duke</i>
3FG	4, Chase Hunter, 11/17/24 at Boise State <i>8, Marcquise Reed, 2/21/18 at Virginia Tech*</i>	3FG	3, 5x, last by Andrew Meadow, 11/17/24 at Boise State <i>8, Lamar Peters, 12/8/18 vs. Mississippi State</i>
3FGA	8, Chase Hunter, 11/17/24 at Boise State <i>20, Marcquise Reed, 2/21/18 at Virginia Tech</i>	3FGA	8, 2x, last by Jarvis Moss, 11/21/24 vs. Radford <i>16, Claudell Harris Jr., 3/13/24 vs. Boston College</i>
3FG Perfection	3, Chase Hunter, 11/4/24 vs. Charleston Southern <i>5, Gabe DeVoe, 11/24/17 vs. Texas Southern</i>	3FG Perfection	1, 2x, last by RJ Keene, 11/17/24 at Boise State <i>5, last by Chris Childs, 11/15/21 vs. Bryant</i>
FT	5, Viktor Lakhin, 11/17/24 at Boise State <i>16, Milton Jennings, 1/27/13 vs. Virginia Tech</i>	FT	7, O'Mar Stanley/Andrew Meadow, 11/17/24 at Boise State <i>15, Marcus Georges-Hunt, 3/9/16 at Georgia Tech</i>
FTA	7, Viktor Lakhin, 11/17/24 at Boise State <i>18, Milton Jennings, 1/27/13 vs. Virginia Tech</i>	FTA	8, Taje' Kelly, 11/4/24 vs. Charleston Southern <i>16, Marcus Georges-Hunt, 3/9/16 at Georgia Tech</i>
FT Perfection	4, 3x, last by Jaeden Zackery, 11/17/24 at Boise State <i>10, Brevin Galloway, 2/25/23 at NC State; Joseph Girard III, 2/24/24 vs. Florida State</i>	FT Perfection	3, 2x, last by Alvaro Cardenas, 11/17/24 at Boise State <i>8, Sean Pedulla, 1/10 at Virginia Tech; Tae Davis, 3/2 at Notre Dame</i>
Rebounds	13, Ian Schieffelin, 11/8/24 vs. Saint Francis <i>17, Ian Schieffelin, 12/3/23 at Pittsburgh; PJ Hall, 1/16/24 vs. Georgia Tech</i>	Rebounds	12, Taje' Kelly, 11/4/24 vs. Charleston Southern <i>20, John Mooney, 3/9/19 at Notre Dame</i>
Offensive Reb.	5, Ian Schieffelin, 11/12/24 vs. Eastern Kentucky <i>9, Ian Schieffelin, 11/7 vs. The Citadel; PJ Hall, 1/16/24 vs. Georgia Tech</i>	Offensive Reb.	4, Andrew Meadow, 11/17/24 at Boise State <i>8, Jordan Murphy, 11/30/15 at Minnesota</i>
Assists	6, 2x, last by Chase Hunter, 11/17/24 at Boise State <i>11, last by Chase Hunter, 2/22/23 vs. Syracuse</i>	Assists	6, 2x, last by Alvaro Cardenas, 11/17/24 at Boise State <i>13, Kendall Marshall, 2/18/12 at North Carolina</i>
Blocks	3, 2x, last by Viktor Lakhin, 11/21/24 vs. Radford <i>8, last by Landry Nnoko, 2/6/16 at Virginia Tech</i>	Blocks	2, George Kimble III, 11/12/24 vs. Eastern Kentucky <i>7, James Banks III, 2/6/19 at Georgia Tech</i>
Steals	4, Jaeden Zackery, 11/8/24 vs. Saint Francis <i>6, Avry Holmes, 2/13/16 vs. Georgia Tech</i>	Steals	3, Brandon Maclin, 11/21/24 vs. Radford <i>6, Makai Ashton-Langford, 1/31/23 at Boston College</i>
Minutes	39, Jaeden Zackery, 11/12/24 vs. Eastern Kentucky <i>^^48, KJ McDaniels, 3/2/14 vs. Maryland</i>	Minutes	39, Tyson Degenhart, 11/17/24 at Boise State <i>^^50, Eric Atkins, 2/11/14 at Notre Dame</i>

^ - denotes one overtime period, * - denotes school record

2024-25 TEAM HIGHS & LOWS

CLEMSON		OPPONENT	
	HIGHS		LOWS
Points	91, 11/4 vs. Charleston Southern	Points	84, 11/17 at Boise State
1st Half Points	48, 11/4 vs. Charleston Southern	1st Half Points	36, 11/17 at Boise State
2nd Half Points	47, 11/8 vs. Saint Francis	2nd Half Points	48, 11/17 at Boise State
1st Half FG%	55.2, 11/8 vs. Saint Francis	1st Half FG%	38.5, 11/17 at Boise State
2nd Half FG%	63.0, 11/8 vs. Saint Francis	2nd Half FG%	51.9, 11/8 vs. Saint Francis
Scoring Margin	+29, 11/21 vs. Radford	FG	25, 11/17 at Boise State
FG	33, 11/8 vs. Saint Francis	FGA	61, 11/12 vs. Eastern Kentucky
FGA	68, 11/17 at Boise State	FG%	45.5, 11/17 at Boise State
FG%	58.9, 11/8 vs. Saint Francis	3FG	11, 11/4 vs. Charleston Southern
3FG	12, 11/8 vs. Saint Francis	3FGA	25, 2x, last 11/12 vs. Eastern Kentucky
3FGA	27, 11/8 vs. Saint Francis	3FG% (Min. 10)	44.0, 11/4 vs. Charleston Southern
3FG% (Min. 10)	52.4, 11/4 vs. Charleston Southern	FT	27, 11/17 at Boise State
FT	18, 11/21 vs. Radford	FTA	30, 11/17 at Boise State
FTA	24, 11/4 vs. Charleston Southern	FT% (Min. 10)	90.0, 11/17 at Boise State
FT% (Min. 10)	81.8, 11/21 vs. Radford	Rebounds	42, 11/17 at Boise State
Rebounds	41, 11/12 vs. Eastern Kentucky	Offensive Reb.	13, 11/12 vs. Eastern Kentucky
Offensive Reb.	19, 11/12 vs. Eastern Kentucky	Assists	14, 11/17 at Boise State
Rebound Margin	+12, 11/8 vs. Saint Francis	Turnovers	18, 11/4 vs. Charleston Southern
Assists	19, 11/8 vs. Saint Francis	Blocks	4, 11/12 vs. Eastern Kentucky
Turnovers	16, 11/8 vs. Saint Francis	Steals	10, 11/8 vs. Saint Francis
Blocks	6, 11/4 vs. Charleston Southern	Fouls	22, 11/21 vs. Radford
Steals	12, 11/8 vs. Saint Francis		
Fouls	24, 11/17 at Boise State		

TEAM HIGHS & LOWS UNDER BROWNELL

CLEMSON		OPPONENT	
	HIGHS		LOWS
Points	109, 12/22/23 vs. Queens	Points	109, 2/5/17 at Florida State
1st Half Points	69, 12/22/23 vs. Queens	1st Half Points	51, 2/5/17 at Florida State
2nd Half Points	56, last on 1/16/18 at North Carolina	2nd Half Points	60, 1/3/24 at Miami (Fla.)
1st Half FG%	71.1, 12/22/23 vs. Queens	1st Half FG%	64.0, 3/4/12 at Florida State
2nd Half FG%	85.0, 1/12/11 vs. Georgia Tech	2nd Half FG%	75.0, 1/3 at Miami (Fla.)
Scoring Margin	+45, 11/14/14 vs. Florida A&M	FG	41, 2/5/17 at Florida State
FG	43, 12/22/23 vs. Queens	FGA	79, 3/2/14 vs. Maryland
FGA	73, 3/4/12 at Florida State	FG%	66.1, 2/5/17 at Florida State
FG%	69.2, 1/12/11 vs. Georgia Tech	3FG	19, 12/8/18 vs. Mississippi State
3FG	15, 1/30/18 vs. North Carolina	3FGA	42, 12/22/23 vs. Queens
3FGA	36, last on 2/21/18 at Virginia Tech	3FG% (Min. 10)	72.7, 2/7/12 vs. Maryland
3FG% (Min. 10)	78.6, 1/12/11 vs. Georgia Tech	FT	25, last on 2/15/22 at Florida State
FT	32, 1/10/16 vs. Louisville	FTA	35, 1/22/11 at Maryland
FTA	46, 11/12/10 vs. Western Carolina	FT% (Min. 10)	100.0, 3/13/24 vs. Boston College
FT% (Min. 10)	100.0, 1/31/23 at Boston College (16-16)	Rebounds	63, 3/2/14 vs. Maryland
Rebounds	51, last on 12/18/21 vs. South Carolina	Offensive Reb.	26, 2/5/17 at Florida State
Offensive Reb.	23, last on 12/13/16 vs. SC State	Assists	25, 1/1/13 vs. The Citadel
Rebound Margin	+32, 12/29/23 vs. Radford	Turnovers	11, 12/22/21 at Virginia
Assists	28, 2/22/23 vs. Syracuse	Blocks	0, last on 1/13/24 vs. Boston College
Turnovers	22, 2/5/17 at Florida State	Steals	17, 12/12/20 vs. Alabama
Blocks	12, last on 11/17/13 vs. South Carolina	Fouls	32, 11/12/10 vs. Western Carolina
Steals	16, 1/13 vs. The Citadel		
Fouls	26, 1/17/23 at Wake Forest		

GAME-BY-GAME RESULTS

Opponent	Score	By Periods	FGM-A-Pct.	3FGM-A-Pct	FTM-A-Pct.	Reb (O-D)	PF-DQ	A	TO	BS	S	1H-FG%	2H-FG%	Bench
H-Charleston Southern	64	24-40	20-50-.400	11-25-.440	13-27-.481	34 (11-23)	18-0	13	18	0	5	.333	.462	13
Clemson	91	48-43	32-65-.492	11-21-.524	16-24-.667	40 (13-27)	20-0	16	7	6	9	.485	.500	40
H-Saint Francis	62	20-42	22-56-.393	8-20-.400	10-14-.714	24 (7-17)	14-0	9	16	0	10	.276	.519	22
Clemson	88	41-47	33-56-.589	12-27-.444	10-17-.588	36 (8-28)	16-0	19	16	4	12	.5552	.630	24
H-Eastern Kentucky	62	36-26	26-61-.426	6-25-.240	4-5-.800	32 (13-19)	18-0	5	15	5	6	.389	.480	14
Clemson	75	42-33	28-61-.459	7-24-.292	12-19-.632	41 (19-22)	10-0	17	13	4	8	.457	.462	15
A-Boise State	84	36-48	25-55-.455	7-24-.292	27-30-.900	42 (11-31)	17-0	14	12	3	5	.385	.517	21
Clemson	71	35-36	25-68-.368	6-25-.240	15-20-.750	34 (14-20)	24-0	8	8	1	7	.412	.324	8
H-Radford	51	26-25	17-55-.309	4-20-.200	13-19-.684	31 (11-20)	22-0	2	11	1	9	.321	.296	37
Clemson	79	38-41	25-49-.510	11-23-.478	18-22-.818	36 (6-30)	18-0	12	11	4	5	.542	.480	30



SEASON STATISTICS



2024-25 Clemson Men's Basketball Combined Team Statistics All games

Page 1/1
as of Nov 22, 2024

Game Records

Record	Overall	Home	Away	Neutral
ALL GAMES	4-1	4-0	0-1	0-0
CONFERENCE	0-0	0-0	0-0	0-0
NON-CONFERENCE	4-1	4-0	0-1	0-0

Score by Periods

Team	1st	2nd	OT	TOT
Clemson	204	200	0	404
Opponents	142	181	0	323

Team Box Score

No.	Player	Total			3-Point		F-Throw		Rebounds				Other									
		GP-GS	MIN	AVG	FG-FGA	FG%	3FG-3FGA	3FG%	FT-FTA	FT%	OFF	DEF	TOT	AVG	PF	DQ	A	TO	BLK	STL	PTS	AVG
1	HUNTER, Chase	5-5	152:04	30.4	33-57	.579	14-29	.483	9-13	.692	1	14	15	3.0	8	0	14	9	1	10	89	17.8
0	LAKHIN, Viktor	5-5	109:10	21.8	23-44	.523	2-9	.222	11-17	.647	9	20	29	5.8	14	0	6	4	9	4	59	11.8
4	SCHIEFFELIN, Ian	5-5	152:24	30.5	21-42	.500	4-10	.400	13-18	.722	16	36	52	10.4	13	0	15	9	5	2	59	11.8
7	WIGGINS, Chauncey	5-5	125:41	25.1	17-41	.415	6-19	.316	4-7	.571	6	9	15	3.0	10	1	5	6	0	2	44	8.8
11	ZACKERY, Jaeden	5-5	149:23	29.9	13-32	.406	2-10	.200	8-9	.889	6	12	18	3.6	12	0	14	5	0	11	36	7.2
2	HUNTER, Dillon	4-0	66:45	16.7	9-23	.391	5-12	.417	5-7	.714	1	5	6	1.5	5	0	4	1	0	6	28	7.0
6	FOSTER, Myles	5-0	55:51	11.2	8-15	.533	2-3	.667	7-13	.538	6	10	16	3.2	5	0	2	5	3	2	25	5.0
3	HEIDBREDER, Jake	5-0	62:56	12.6	6-14	.429	6-12	.500	5-5	1.000	1	2	3	0.6	4	0	4	4	0	0	23	4.6
10	JONES, Del	5-0	70:52	14.2	8-20	.400	3-11	.273	4-6	.667	2	8	10	2.0	11	0	6	5	1	2	23	4.6
5	THOMAS, Asa	5-0	13:15	2.7	3-5	.600	3-5	.600	2-3	.667	0	1	1	0.2	1	0	1	2	0	1	11	2.2
14	REEVES, Christian	5-0	30:58	6.2	2-4	.500	0-0	.000	3-4	.750	3	5	8	1.6	3	0	0	5	0	1	7	1.4
32	NAUSEEF, Daniel	2-0	02:40	1.3	0-1	.000	0-0	.000	0-0	.000	0	0	0	0.0	0	0	1	0	0	0	0	0.0
20	KELLY, Matt	2-0	02:40	1.3	0-0	.000	0-0	.000	0-0	.000	0	1	1	0.5	1	0	0	0	0	0	0	0.0
13	LATIFF, Andrew	2-0	02:40	1.3	0-0	.000	0-0	.000	0-0	.000	0	0	0	0.0	0	0	0	0	0	0	0	0.0
35	ROBERTS, Jackson	2-0	02:40	1.3	0-1	.000	0-0	.000	0-0	.000	1	0	1	0.5	1	0	0	0	0	0	0	0.0
Team											8	4	12									
Total		5	1000		143-299	.478	47-120	.392	71-102	.696	60	127	187	37.4	88	1	72	55	19	41	404	80.8
Opponents		5	1000		110-277	.397	36-113	.319	67-95	.705	53	110	163	32.6	89	1	44	72	9	35	323	64.6

Team Statistics

	CU	OPP
Scoring	404	323
Points per game	80.8	64.6
Scoring margin	+16.2	-
Field goals-att	143-299	110-277
Field goal pct	.478	.397
3 point fg-att	47-120	36-113
3-point FG pct	.392	.319
3-pt FG made per game	9.4	7.2
Free throws-att	71-102	67-95
Free throw pct	.696	.705
F-Throws made per game	14.2	13.4
Rebounds	187	163
Rebounds per game	37.4	32.6
Rebounding margin	+4.8	-
Assists	72	44
Assists per game	14.4	8.8
Turnovers	55	72
Turnovers per game	11.0	14.4
Turnover margin	+3.4	-
Assist/turnover ratio	1.3	0.6
Steals	41	35
Steals per game	8.2	7.0
Blocks	19	9
Blocks per game	3.8	1.8
Winning streak	1	-
Home win streak	4	-
Attendance	29458	11275
Home games-Avg/Game	4-7365	1-11275
Neutral site-Avg/Game	-	0-0

Team Results

Date	Opponent		Score	Att.
11/04/2024	Charleston So.	W	91-64	7463
11/08/2024	Saint Francis	W	88-62	7571
11/12/2024	Eastern Ky.	W	75-62	7258
11/17/2024	at Boise St.	L	71-84	11275
11/21/2024	Radford	W	79-51	7166

