



# GAME NOTES

## Clemson Tigers (0-0, 0-0 ACC) vs. Augusta (0-0, 0-0 Peach Belt)

Exhibition #1

TV: None

Radio: N/A

Wednesday, October 30 • Littlejohn Coliseum (Clemson, S.C.) • 7 p.m. ET



31 POSTSEASON APPEARANCES | 14 NCAA TOURNAMENTS | 5 SWEET SIXTEENS | 2 ELITE EIGHTS | 1990 ACC REGULAR SEASON CHAMPIONS

### CLEMSON RECORDS

|                                |     |     |
|--------------------------------|-----|-----|
| Overall:                       | 0-0 | --- |
| vs. ACC opponents:             | 0-0 | --- |
| Non-Conference regular-season: | 0-0 | --- |
| Home:                          | 0-0 | --- |
| Away:                          | 0-0 | --- |
| Neutral:                       | 0-0 | --- |

### BROADCAST INFORMATION

|  |
|--|
| TV: N/A  |
| Watch Link: N/A  |
| Radio: N/A   |
| Clemson Radio Affiliates: WCCP 105.5 The ROAR (Flagship) |
| SiriusXM: N/A  |
| Live Stats: www.ClemsonTigers.com                        |

### SERIES HISTORY

|                                 |
|---------------------------------|
| Overall: 1-0                    |
| In Clemson: 1-0                 |
| In Augusta: 0-0                 |
| At neutral sites: 0-0           |
| Current streak: Clemson, 1      |
| Coach Brownell vs. Augusta: 1-0 |

### SCHEDULE & RESULTS

| Date           | AP Rank CU                               | Opp | Opponent                               | TV      | Eastern Time |
|----------------|--|-----|--|---------|--------------|
| O 30           | -  | -   | Augusta EXHIB                          | N/A     | 7 p.m.       |
| November (0-0) |  |     |  |         |              |
| N 4            | -  | -   | Charleston Southern                    | ACCNX   | 7 p.m.       |
| N 8            | -  | -   | Saint Francis                          | ACCNX   | 7 p.m.       |
| N 12           | -  | -   | Eastern Kentucky                       | ACCN    | 7 p.m.       |
| N 17           | -  | -   | at Boise State                         | CBSSN   | 1:30 p.m.    |
| N 21           | -  | -   | Radford                                | ACCNX   | 7 p.m.       |
| N 25           | -  | -   | vs. San Francisco <sup>1</sup>         | CBSSN   | 6:30 p.m.    |
| N 26           | -  | -   | vs. Penn State or Fordham <sup>1</sup> | CBSSN   | TBA          |
| N 29           | -  | -   | Florida A&M                            | ACCNX   | 7 p.m.       |
| December (0-0) |  |     |  |         |              |
| D 3            | -  | -   | Kentucky <sup>2</sup>                  | ESPN    | 9:30 p.m.    |
| D 7            | -  | -   | at Miami (Fla.)*                       | ESPN2   | 12 p.m.      |
| D 14           | -  | -   | Memphis                                | ESPN2   | 11 a.m.      |
| D 17           | -  | -   | at South Carolina                      | SECN    | 7 p.m.       |
| D 21           | -  | -   | Wake Forest*                           | ESPN    | 2:30 p.m.    |
| January (0-0)  |  |     |  |         |              |
| J 1            | -  | -   | Stanford*                              | ACCN    | TBA          |
| J 4            | -  | -   | California*                            | ESPN2   | 8:30 p.m.    |
| J 7            | -  | -   | at Louisville*                         | ESPN2/U | 7 p.m.       |
| J 11           | -  | -   | Florida State*                         | ACCN    | 2 p.m.       |
| J 14           | -  | -   | at Georgia Tech*                       | ACCN    | 9 p.m.       |
| J 18           | -  | -   | at Pittsburgh*                         | The CW  | 12 p.m.      |
| J 22           | -  | -   | Syracuse*                              | ACCN    | 7 p.m.       |
| J 25           | -  | -   | at Virginia Tech                       | ACCN    | 5 p.m.       |
| February (0-0) |  |     |  |         |              |
| F 1            | -  | -   | at NC State*                           | The CW  | 1:30 p.m.    |
| F 4            | -  | -   | Georgia Tech*                          | ACCN    | 9 p.m.       |
| F 8            | -  | -   | Duke*                                  | ESPN    | 6 p.m.       |
| F 10           | -  | -   | North Carolina*                        | ESPN    | 7 p.m.       |
| F 15           | -  | -   | at Florida State*                      | The CW  | 12 p.m.      |
| F 22           | -  | -   | at SMU*                                | ACCN    | 4 p.m.       |
| F 26           | -  | -   | Notre Dame*                            | ACCN    | 7 p.m.       |
| March (0-0)    |  |     |  |         |              |
| M 1            | -  | -   | at Virginia*                           | ESPN/2  | 12 p.m.      |
| M 5            | -  | -   | at Boston College*                     | ESPN2/U | 7 p.m.       |
| M 8            | -  | -   | Virginia Tech*                         | ESPNU   | 6 p.m.       |
| M 11-15        | ACC Tournament Championship <sup>3</sup> |     |  |         |              |

### PRONUNCIATIONS

Jake Heidbreder (HIDE-breeder); Ian Schieffelin (CHEF-lynn); Asa Thomas (ACE-uh); Daniel Nauseef (NAW-seef); Andrew Latiff (LUH-tiff); Brad Brownell (BROWN-neh)

### TABLE OF CONTENTS

|                          |       |
|--------------------------|-------|
| Broadcast Sheet          | 2     |
| Roster/Headshots         | 3     |
| Head Coach Brad Brownell | 4     |
| Team Notes               | 5-8   |
| Player Stats/Notes       | 9-17  |
| Miscellaneous Stats      | 18    |
| Superlatives             | 19    |
| Stats                    | 20-22 |

### ATHLETIC COMMUNICATIONS

|                    |                                      |
|--------------------|--------------------------------------|
| Address:           | 100 Perimeter Rd., Clemson, SC 29634 |
| Basketball SID:    | Ben Winterrowd                       |
| Email:             | winterr@clemson.edu                  |
| Cell:              | 630-862-8828                         |
| Website:           | ClemsonTigers.com                    |
| Twitter/Instagram: | @ClemsonMBB                          |

### CLEMSON BASKETBALL HEADLINES

#### CLEMSON vs. AUGUSTA

- Both Clemson and August matched up in an exhibition game in 2017. Clemson was victorious 80-56 and used a 28-6 run during the middle part of the game to distance itself from Augusta.
- Donte Grantham led all scorers with 18 points, while Shelton Mitchell (13), Marquise Reed and Gabe DeVoe (12) and Elijah Thomas (10) all finished in double figures.

#### CLEMSON BASKETBALL HEADLINES

- Ian Schieffelin (Atlanta, Ga./Grayson) and Chase Hunter (Atlanta, Ga./Westlake) were tabbed preseason Second Team All-ACC on Tuesday by media at the league's annual preseason media day, which was held in Charlotte on Oct. 10.
- In addition, Clemson was predicted to finish fourth in the ACC. That is the highest preseason prediction for the Tigers since 2010 when they were picked to finish third. The last time Clemson was picked fourth in the preseason poll was 2008 when they finished third.
- Schieffelin is coming off a season in which he earned the ACC's Most Improved Player award after averaging 10.1 points and 9.4 rebounds. It was the second time a Tiger has won the award (Jaron Blossomgame, 2016). He finished with 340 total rebounds – the sixth-most in a single season in program history.
- Schieffelin totaled his 10th and 11th double-doubles of the season with 16 points and 12 rebounds against New Mexico and 18 points and 11 rebounds against Alabama. With his 11th double-double, Schieffelin was just the second Clemson player to record double figures in double-doubles in a season since 2008-09. Hunter Tyson did it last year with 16, but that is the only other player to do it since Trevor Booker had 13 double-doubles in 2008-09. Schieffelin also had 17 double-digit rebounding games last season.
- Hunter returns for his sixth season after he led the Tigers in the NCAA Tournament with 17.8 points, 5.8 assists and 4.3 rebounds per game. He finished with 20 points and six assists against Baylor. It was his third 20-point game of the year and second in a row after a game-high 21 points on 8-of-16 shooting from the floor against New Mexico.
- Hunter became the 46th 1,000-point scorer in Clemson history against Louisville (January 30, 2024) and has 1,228 career points entering this season.
- Head Coach Brad Brownell has used the transfer portal to blend his team full of high school and developed players in the program to add collegiate experience from the outside.
- Last year it was Joseph Girard III, Jack Clark, Bas Leyte and Jake Heidbreder (redshirt in 2023-24).
- After losing Girard, Clark and Leyte, in addition to PJ Hall, RJ Godfrey, Alex Hemenway and Josh Beadle, Brownell and staff went back into the portal.
- Clemson added ACC veteran guard Jaeden Zackery (Boston College), Big 12 veteran center Viktor Lakhin (Cincinnati), veteran forward Myles Foster (Illinois State) and a young center Christian Reeves (Duke).
- Per Stats Perform research, blended with the returners to the roster, Clemson has 437 career starts amongst its team's top six most experienced players – the ninth-most starts in the country.
- Of Division I teams that boast the most players with at least 50 or more starts in their careers, the Tigers tied for fourth nationally with six.
- Clemson has won 38-out-of-39 games (38-1) to open a season, which dates back to the 1985-86 season. Brownell is 13-1 in season openers at Clemson.
- Brownell has led the Tigers to the sixth-most overall wins amongst ACC teams since 2017-18 (141). The Tigers have won 72 games in the league, which ranks fifth in that same time frame.
- Brownell signed a contract extension that runs through 2029. Brownell is the winningest coach in program history with 265 wins as the leader of the Tigers, earning the 2017-18 Sports Illustrated National College Coach of the Year Award. The Tigers have reached the NCAA Tournament four times, including three in the last seven seasons that have culminated in a Sweet 16 appearance in 2018 and an Elite Eight in 2024. They are one of just 15 programs since 2018 to advance to a Sweet 16 and Elite Eight in separate seasons.
- The Clemson University Board of Trustees Finance and Facilities Committee granted Phase II approval on a plan for comprehensive improvements to Swann Pavilion and Littlejohn Coliseum with construction scheduled to commence in December 2024.
- Phase I approval was reached in July 2023, which was the initial stage in the project's progress. The project aims to benefit both men's and women's basketball programs with the gymnastics program finishing its first year of competition this past spring. The project includes renovations of more than 51,000 square feet of existing team spaces and 30,000 square feet of new construction at a cost of \$40 million.

### STATISTICAL OUTLOOK

|      | Clemson          | Instagram      | Ht.    | Wt. | Yr.  | Hometown           | GP/GS  | PPG  | RPG | APG | MPG                |
|------|------------------|----------------|--------|-----|------|--------------------|--------|------|-----|-----|--------------------|
| C 0  | Viktor Lakhin    | lakhinviktor_  | 6-11   | 245 | Sr.  | Anapa, Russia      | *29/24 | 9.2  | 6.0 | 1.7 | 21.7               |
| G 1  | Chase Hunter     | chasehun1er    | 6-4.5  | 202 | Gr.  | Atlanta, Ga.       | 36/36  | 12.9 | 2.6 | 3.2 | 32.8               |
| G 2  | Dillon Hunter    | dillonhunter   | 6-3.5  | 192 | Jr.  | Atlanta, Ga.       | 36/1   | 2.3  | 1.6 | 1.3 | 14.7               |
| G 3  | Jake Heidbreder  | jakeheidbreder | 6-5.5  | 186 | RJr. | Floyds Knobs, Ind. |        |      |     |     | REDSHIRTED 2023-24 |
| F 4  | Ian Schieffelin  | ian4schieff    | 6-8    | 240 | Sr.  | Atlanta, Ga.       | 36/36  | 10.1 | 9.4 | 2.2 | 27.5               |
| F 5  | Asa Thomas       | _asathomas_    | 6-7    | 200 | RFr. | Lake Forest, Ill.  |        |      |     |     | REDSHIRTED 2023-24 |
| F 6  | Myles Foster     | mylessb        | 6-7    | 245 | Gr.  | Brooklyn, N.Y.     | *32/31 | 12.4 | 8.1 | 1.7 | 28.5               |
| F 7  | Chauncey Wiggins | chauncey.30    | 6-10.5 | 216 | Jr.  | Grayson, Ga.       | 36/18  | 5.4  | 2.1 | 0.9 | 17.7               |
| F 8  | Dallas Thomas    | bgadallas      | 6-9    | 180 | Fr.  | Little Rock, Ark.  |        |      |     |     |                    |
| G 10 | Del Jones        | selfmade.del2x | 6-2.5  | 187 | Fr.  | Landover, Md.      |        |      |     |     |                    |
| G 11 | Jaeden Zackery   | jaeden_zackery | 6-1    | 218 | Gr.  | Salem, Wis.        | *36/36 | 11.3 | 3.3 | 4.2 | 33.8               |
| G 13 | Andrew Latiff    | a.latiff11     | 6-5    | 184 | Sr.  | Clemson, S.C.      | 5/0    | 0.4  | 0.8 | 0.0 | 1.6                |
| C 14 | Christian Reeves | cmr_32_        | 7-2    | 253 | RSO. | Charlotte, N.C.    | *3/0   | 1.7  | 1.7 | 0.0 | 5.3                |
| G 20 | Matt Kelly       | matt.kelly1    | 6-2    | 175 | Jr.  | Charleston, S.C.   | 5/0    | 0.0  | 0.0 | 0.0 | 1.8                |
| G 21 | Ace Buckner      | acebuckner_    | 6-3    | 170 | Fr.  | Dallas, Texas      |        |      |     |     |                    |
| F 32 | Daniel Nauseef   | dnauseef       | 6-7    | 210 | Jr.  | Dayton, Ohio       | 5/0    | 0.0  | 0.6 | 0.0 | 1.9                |
| F 35 | Jackson Roberts  | jacksonrb06    | 6-11   | 247 | Fr.  | Tampa, Fla.        |        |      |     |     |                    |

\* at previous school



|    |   |   |  |
|----|---|---|--|
| 0  |     | <b>VIKTOR LAKHIN (LOCK-IN)</b><br>SR. • C • 6-11 • 245 • ANAPA, RUSSIA/CSKA-2/CINCINNATI<br>24-25<br>Career 18.9 8.5 5.6 0.8 .560 .262 .558<br><b>Season Highs:</b>                         | » Season-high 26 points (with 11 rebounds) vs. Eastern Washington last season, first of six-straight double-digit scorin games.<br>» Became one of the most improved players in the AAC during 2022-23, averaging 11.6 points and 7.1 rebounds (team-high). He was 15th nationally (61.7% FG) and fourth in the AAC in blocks per game (1.4).<br>» Started 24 games in 2023-24; started 32 of 33 in 2022-23.<br>» Three years at Cincinnati before transferring to Clemson.  |
| 1  |    | <b>CHASE HUNTER</b><br>GR. • G • 6-4.5 • 200 • ATLANTA, GA./WESTLAKE HS<br>24-25<br>Career 25.8 9.2 2.4 2.6 .412 .316 .802<br><b>Season Highs:</b>  | » Led Clemson in NCAA Tournament and to the Elite Eight last season. Averaged 17.8 points, 4.3 rebounds and 5.8 assists.<br>» Earned Preseason All-ACC Second Team honors in 2024; Named to 2024 NCAA All-West Region Team.<br>» 36 games played and games started (tied for the most in both in program history).<br>» Eclipsed 1,000 career points vs. Louisville (1/30/24) and is 27th all-time (1,228)<br>» Career high with 26 points vs. The Citadel. Career-high 8 assists vs. Bellarmine (Nov. 18).  |
| 2  |    | <b>DILLON HUNTER</b><br>JR. • G • 6-3.5 • 187 • ATLANTA, GA./WESTLAKE HS<br>24-25<br>Career 13.4 1.9 1.4 1.2 .355 .218 .500<br><b>Season Highs:</b>   | » First career start vs. Georgia Tech; Season-high 9 points (3-5 FG) vs. Yellow Jackets.<br>» He is the younger brother of current Tiger Chase Hunter, was ranked No. 64 in the ESPN 100 and rated a four-star prospect.<br>» Hunter chose Clemson over Baylor, Auburn, Florida State, Kentucky, Georgia and Georgia Tech.<br>» "He has excellent vision and a feel for the game, which makes him an outstanding passer and facilitator who complements our other freshmen very well."   |
| 3  |    | <b>JAKE HEIDBREDER (HIDE-BREDER)</b><br>R.J.R. • F • 6-5.5 • 186 • FLOYDS KNOBS, IND./FLOYDS KNOBS HS/AIR FORCE<br>24-25<br>Career 33.2 12.9 3.3 1.8 .492 .391 .838<br><b>Season Highs:</b> | » 2023 All-Mountain West Third Team, 303 points in 2022 was then-Air Force freshman record in Mountain West era (4th all time).<br>» Averaged a team-leading 15.1 points per game last season at Air Force and was fourth in the Mountain West with 75 threes (seventh best in a season at Air Force).<br>» Shooting splits of .483/.399/.867 last season.<br>» Indiana Junior All-Star in high school and scored 1,228 points at Floyd Central H.S.<br>» Three-time First Team All-Hoosier Hills Conference; All-State Honorable Mention by AP  |
| 4  |    | <b>IAN SCHIEFFELIN (CHEF-LIN)</b><br>SR. • F • 6-8 • 240 • ATLANTA, GA./GRAYSON HS<br>24-25<br>Career 19.6 6.1 5.5 1.7 .515 .413 .728<br><b>Season Highs:</b>                               | » 2024 Preseason All-ACC Second Team.<br>» 2023-24 ACC's Most Improved Player; 2024 All-West Region Team.<br>» Averaged 10.1 points, 9.4 rebounds and 2.2 assists last year (all career highs).<br>» 16 points, 11 rebounds vs. UNC (1/6); Added career highs in steals (5) and blocks (4).<br>» Career high 17 rebounds in win at Pittsburgh (7-10); Second career double-double vs. S. Car.<br>» Career-high 20 points and 14 rebounds vs. The Citadel (Nov. 7); Career-best 9 off. rebounds.<br>» Chose Clemson over Virginia Tech and Dayton.  |
| 5  |    | <b>ASA THOMAS (ACE-UH)</b><br>FR. • F • 6-7 • 185 • LAKE FOREST, ILL./LAKE FOREST HS<br>24-25<br>Career -- -- -- -- -- -- --<br><b>Season Highs:</b>  | » Redshirted 2023-24 season at Clemson. Rated a three-star prospect, according to 247Sports and Rivals. Ranked as 8th-best player in the 2023 class from the state of Illinois.<br>» 1,746 Career Points (2nd All-Time at Lake Forest HS), 295 Career 3PT FG Made - School Record, 98 3PT FG Made Season - School Record, 80 Career Wins - 2nd All-Time, 2x Illinois First Team All-State, 2x North Suburban Conf. Player of the Year<br>» Led the Illinois Wolves (AAU) on the UAA circuit, averaging 15.1 points per game.<br>» Chose Clemson over Illinois, Iowa, Wisconsin, Virginia Tech, Marquette and DePaul. |
| 6  |   | <b>MYLES FOSTER</b><br>GR. • F • 6-7 • 245 • BROOKLYN, N.Y./BROOKS SCHOOL/ILL. STATE/MONMOUTH<br>24-25<br>Career 20.7 8.9 5.1 1.1 .499 .059 .591<br><b>Season Highs:</b>                    | » Played in 32 games last season for Illinois State and made 31 starts before transferring to Clemson.<br>» Averaged 12.4 points, 8.1 rebounds and 1.7 assists a year ago for the Redbirds.<br>» Best game last year was at Kentucky: 20 points, 15 rebounds and 8-11 from the field.<br>» Three-year player at Monmouth to begin his career. Played in 86 games and made 34 starts, averaging 7.5 points and 4.0 rebounds.  |
| 7  |  | <b>CHAUNCEY WIGGINS</b><br>JR. • F • 6-10.5 • 210 • GRAYSON, GA./GRAYSON HS<br>24-25<br>Career 14.0 4.1 1.6 0.7 .442 .364 .708<br><b>Season Highs:</b>                                      | » Career-high 19 points vs. Memphis (12/16).<br>» Rated a three-star prospect, according to 247Sports and Rivals.<br>» Wiggins averaged 12.1 points, 6.6 rebounds, 2.3 assists, 1.2 steals and 1.8 blocks per game last season for Grayson. He was high school teammates with current Tiger Ian Schieffelin (Loganville, Ga./Grayson). Wiggins is ranked as the fourth-best player in the 2022 class from the state of Georgia and is a Top 150 player according to 247Sports.<br>» Wiggins chose Clemson over NC State, Georgia, South Florida and Maryland.  |
| 8  |  | <b>DALLAS THOMAS</b><br>FR. • F • 6-9 • 180 • LITTLE ROCK, ARK./PARKVIEW MAGNET HS<br>24-25<br>Career -- -- -- -- -- -- --<br><b>Season Highs:</b>  | » Four-star forward who ranks as the No. 67 overall prospect and second in Arkansas in the 2024 class. He is the No. 24 small forward in the class, according to On3.<br>» As a junior, Thomas nearly averaged a double-double with 16.5 points and 9.4 rebounds along with 2.3 assists and 2.1 blocks. He was named to the SBLive Arkansas All-State Second Team.<br>» Thomas chose Clemson over Arkansas, LSU, Memphis and Missouri.   |
| 10 |  | <b>DEL JONES</b><br>FR. • G • 6-2.5 • 187 • LANDOVER, MD./AZ COMPASS SCHOOL (AZ)<br>24-25<br>Career -- -- -- -- -- -- --<br><b>Season Highs:</b>  | » Four-star point guard and ranks as the No. 66 overall player and No. 14 point guard according to ESPN. He ranks No. 90 overall and No. 7 point guard in the 2024 class, according to 247Sports.<br>» He played for Team Durant on the EYBL Circuit and averaged 10.8 points, 4.5 assists and 3.5 rebounds per game.<br>» Jones chose Clemson over Arizona State, Oregon, Seton Hall and West Virginia.   |
| 11 |  | <b>JAEDEN ZACKERY</b><br>GR. • G • 6-1 • 218 • SALEM, WIS./WESTOSHA CENTRAL HS/BOSTON COLL.<br>24-25<br>Career 33.8 10.8 3.2 3.2 .455 .405 .770<br><b>Season Highs:</b>                     | » Three year starter at Boston College before transferring to Clemson this year.<br>» Played in 102 games and made 100 career starts for the Eagles - career averages of 10.8 points, 3.2 rebounds and 3.2 assists.<br>» Averaged 11.3 points, 3.3 rebounds, 4.2 assists last year while shooting 48.4% from the floor and 40.5% from three (both are career bests).   |
| 14 |  | <b>CHRISTIAN REEVES</b><br>RSO. • C • 7-2 • 253 • CHARLOTTE, N.C./OAK HILL ACADEMY (VA.)/DUKE<br>24-25<br>Career 3.6 1.6 1.1 0.1 .714 .000 .625<br><b>Season Highs:</b>                     | » Transferred from Duke to Clemson this season after two seasons for the Blue Devils.<br>» Last season missed 13 games due to injury and enduring right ankle surgery that ended his season.<br>» Played in 13 games as a rookie in 2022-23, shooting 71.4 percent from the floor (8-11).<br>» Four-star center out of Oak Hill Academy, ranked as the No. 5 player from the state of North Carolina in his class by ESPN.   |
| 21 |  | <b>ACE BUCKNER</b><br>FR. • G • 6-3 • 170 • DALLAS, TEXAS/LA LUMIERE ACADEMY (IND.)<br>24-25<br>Career -- -- -- -- -- -- --<br><b>Season Highs:</b>   | » Three-star, according to On3. Buckner is the son of former Littlejohn Legend Greg Buckner who played for the Tigers from 1994-98.<br>» Averaged 8.8 points per game with All Ohio Red on the EYBL Circuit. Buckner boasted nearly a 2:1 assist/turnover ratio through 24 games on the circuit. He exploded for a 29-point performance at Peach Jam in July.  |



**ANDREW LATIF**  
 SR. • G • 6-5 • 195  
 CLEMSON, S.C.  
 DANIEL HS  
 » First career points vs. Queens (12/22/23).  
 » Promoted undergraduate manager  
 » Team captain and two-year starter in high school

13



**MATT KELLY**  
 SR. • G • 6-2 • 175  
 CHARLESTON, S.C.  
 PORTER-GAUD HS  
 » First career points on a layup at North Carolina (Feb. 11, 2023).  
 » Second year in the program.

20



**DANIEL NAUSEEF**  
 SR. • F • 6-7 • 220  
 DAYTON, OHIO  
 CHAMINADE JULIENNE CATHOLIC  
 » First career points vs. Richmond (Dec. 17, 2022).  
 » Promoted undergraduate manager

32



**JACKSON ROBERTS**  
 FR. • F/C • 6-11 • 247  
 TAMPA, FLA.  
 IMG ACADEMY  
 » First year as a walk-on for the basketball program.

35



# ROSTER

| No | Name             | Pos | Hgt    | Wgt | Year | Hometown           | Previous School                                    | Pronunciation |
|----|------------------|-----|--------|-----|------|--------------------|--|---------------|
| 0  | Viktor Lakhin    | C   | 6-11   | 245 | RSr. | Anapa, Russia      | CSKA-2/Cincinnati                                  | LOCK-in       |
| 1  | Chase Hunter     | G   | 6-4.5  | 202 | Gr.  | Atlanta, Ga.       | Westlake HS  |               |
| 2  | Dillon Hunter    | G   | 6-3.5  | 192 | Jr.  | Atlanta, Ga.       | Westlake HS  |               |
| 3  | Jake Heidbreder  | G   | 6-5.5  | 186 | RJr. | Floyds Knobs, Ind. | Floyd Knobs HS/Air Force                           | HIDE-breeder  |
| 4  | Ian Schieffelin  | F   | 6-8    | 240 | Sr.  | Atlanta, Ga.       | Grayson HS   | CHEF-lynn     |
| 5  | Asa Thomas       | F   | 6-7    | 200 | Fr.  | Lake Forest, Ill.  | Lake Forest HS                                     | ACE-uh        |
| 6  | Myles Foster     | F   | 6-7    | 245 | Gr.  | Brooklyn, N.Y.     | Brooks School (Mass./Monmouth/Illinois State)      |               |
| 7  | Chauncey Wiggins | F   | 6-10.5 | 216 | So.  | Grayson, Ga.       | Grayson HS   |               |
| 8  | Dallas Thomas    | F   | 6-9    | 180 | Fr.  | Little Rock, Ark.  | Parkview Magnet                                    |               |
| 10 | Del Jones        | G   | 6-2.5  | 187 | Fr.  | Landover, Md.      | Arizona Compass Prep                               |               |
| 11 | Jaeden Zackery   | G   | 6-1    | 218 | Gr.  | Salem, Wis.        | Westosha Central HS/Chipola College/Boston College | JAY-den       |
| 13 | Andrew Latiff    | G   | 6-5    | 195 | Sr.  | Clemson, S.C.      | Daniel HS  | LUH-tiff      |
| 14 | Christian Reeves | C   | 7-2    | 253 | RSo. | Charlotte, N.C.    | Oak Hill Academy/Duke                              |               |
| 20 | Matt Kelly       | G   | 6-2    | 175 | Sr.  | Charleston, S.C.   | Porter-Gaud HS                                     |               |
| 21 | Ace Buckner      | G   | 6-2    | 170 | Fr.  | Dallas, Texas      | La Lumiere (Ind.)                                  |               |
| 32 | Daniel Nauseef   | F   | 6-7    | 220 | Sr.  | Dayton, Ohio       | Chaminade Julianne Catholic                        | NAW-seef      |
| 35 | Jackson Roberts  | F/C | 6-11   | 247 | Fr.  | Tampa, Fla.        | IMG Academy  |               |

**Head Coach:** Brad Brownell

**Associate Head Coach:** Billy Donlon

**Assistant Coaches:** Sean Dixon and Dick Bender

**Director of Basketball Operations:** Andy Assaley

**Director of Strength & Conditioning:** Preston Greene

**Director of Recruiting:** Lucas McKay

**Special Assistant to the Head Coach:** Jeff Reynolds

**Director of Player Development:** Terrell McIntyre

**Sports Medicine:** Brad Crowe

**Video Coordinator:** AJ Morris

**Nutritionist:** Michelle Sweeney

**Graduate Managers:** Joel Dance and Kameron Langley

**Undergraduate Managers:** Tyler Pepicelli (Head Manager), Luke Ciprich, Rob Liollo, Jameson Browne, Carter Berry, Sebastian Miller, Cam White, Farrakhan Jones-James, LaMarr Randolph, Alijah Jones, Will Buchert, Grant Smethwick, James Liollo, Ben Calvert, Cam Shelnut, Jack Johnson, Josh Davis



**#0 VIKTOR LAKHIN**  
C • 6-11 • 245 • RSr.  
Anapa, Russia



**#1 CHASE HUNTER**  
G • 6-4.5 • 202 • Gr.  
Atlanta, Ga.




**#2 DILLON HUNTER**  
G • 6-3.5 • 192 • Jr.  
Atlanta, Ga.




**#3 JAKE HEIDBREDER**  
G • 6-5.5 • 186 • RJr.  
Floyds Knobs, Ind.



**#4 IAN SCHIEFFELIN**  
F • 6-8 • 240 • Sr.  
Atlanta, Ga.



**#5 ASA THOMAS**  
F • 6-7 • 200 • RFr.  
Lake Forest, Ill.



**#6 MYLES FOSTER**  
F • 6-7 • 245 • Gr.  
Brooklyn, N.Y.



**#7 CHAUNCEY WIGGINS**  
F • 6-10.5 • 216 • Jr.  
Grayson, Ga.



**#8 DALLAS THOMAS**  
F • 6-9 • 180 • Fr.  
Little Rock, Ark.



**#10 DEL JONES**  
G • 6-2.5 • 187 • Fr.  
Landover, Md.




**#11 JAEDEN ZACKERY**  
G • 6-1 • 218 • Gr.  
Salem, Wis.



**#13 ANDREW LATIFF**  
G • 6-5 • 195 • Sr.  
Clemson, S.C.



**#14 CHRISTIAN REEVES**  
C • 7-2 • 253 • RSo.  
Charlotte, N.C.



**#20 MATT KELLY**  
G • 6-2 • 175 • Sr.  
Charleston, S.C.



**#21 ACE BUCKNER**  
G • 6-3 • 170 • Fr.  
Dallas, Texas



**#32 DANIEL NAUSEEF**  
F • 6-7 • 220 • Sr.  
Dayton, Ohio



**#35 JACKSON ROBERTS**  
F/C • 6-11 • 247 • Fr.  
Tampa, Fla.



**BRAD BROWNELL**  
Head Coach  
15th Season




**BILLY DONLON**  
Associate Head Coach  
3rd Season



**SEAN DIXON**  
Assistant Coach  
3rd Season



**DICK BENDER**  
Assistant Coach  
13th Season\*



**ANDY ASSALEY**  
Operations  
3rd Season



**PRESTON GREENE**  
Strength and Conditioning  
4th Season\*



**TERRELL MCINTYRE**  
Player Development  
8th Season



**JEFF REYNOLDS**  
Special Asst. to HC  
4th Season



**LUCAS MCKAY**  
Recruiting  
12th Season\*



**BRAD CROWE**  
Sports Medicine  
9th Season



**AJ MORRIS**  
Video Coordinator  
1st Season



**MICHELLE SWEENEY**  
Nutrition  
4th Season



**WELLS HOAG**  
Asst. Sport Performance  
1st Season



**JOEL DANCE**  
Graduate Manager  
2nd Season



**KAMERON LANGLEY**  
Graduate Manager  
1st Season

\* - denotes multiple stints served on full-time staff for Clemson Basketball

# HEAD COACH BRAD BROWNELL



(Clicking on Coach Brownell's headshot will take you to his online bio)

## CAREER RECORDS

Overall Record: 432-274  
 Conference Games (regular season career): 229-167  
 Non-Conference Games (at Clemson): 127-48  
 ACC Tournament: 7-13  
 NCAA Tournament (career): 6-7  
 Overtime Games (at Clemson): 14-8  
 NIT (career): 4-4

## CAREER RECORDS (ACC PLAY)

Overall Record (Regular Season): 128-127  
 Overall Record (inc. postseason): 135-138  
 ACC Tournament: 7-13

## ALL-TIME WINNINGEST COACHES

|    |                                     |                |
|----|-------------------------------------|----------------|
| 1. | <b>Brad Brownell (2010-present)</b> | <b>265-189</b> |
| 2. | Cliff Ellis (1985-94)               | 177-128        |
| 3. | Bill Foster (1975-84)               | 156-106        |
| 4. | Oliver Purnell (2003-10)            | 138-88         |
| 5. | Joe Davis (1932-40)                 | 101-86         |

## CAREER COACHING RECORDS

Season Victories: 25  
 Cliff Ellis, 1986-87  
 Oliver Purnell, 2006-07  
 Brad Brownell, 2017-18

**Home Victories**  
 174, Brad Brownell (174-57), 2010-24

**Road Victories**  
 51, Brad Brownell, 2010-24

**ACC Season Victories**  
 14, Brad Brownell, 2022-24

**ACC Home Victories**  
 9, Brad Brownell, 2022-24

**ACC Regular Season Career Victories**  
 128, Brad Brownell (128-127), 2010-24

**Overall Wins vs. ACC Teams**  
 135, Brad Brownell (135-139), 2010-24

**Overall Winning Percentage**  
 vs. ACC Teams: .493, Brad Brownell (135-139), 2010-24

**Overall ACC Home Winning Percentage**  
 .680, Brad Brownell (87-41), 2010-24

## ABOUT BRAD BROWNELL

**Born** November 15, 1968  
**Hometown** Evansville, Indiana  
**High School** Harrison High School  
**Degree** DePauw University (1991); history  
**Master's** University of Indianapolis (1994); history

### FAMILY

**Wife** Paula  
**Daughter** Abby  
**Daughter** Kate

### COACHING EXPERIENCE

| Years      | School, Position                |
|------------|---------------------------------|
| 1991-92    | Evansville, graduate assistant  |
| 1992-94    | Indianapolis; assistant coach   |
| 1994-2002  | UNC Wilmington, assistant coach |
| 2002-06    | UNC Wilmington, head coach      |
| 2006-10    | Wright State, head coach        |
| 2010-pres. | Clemson, head coach             |

### PLAYING EXPERIENCE

**Years**  
 1988-91 DePauw University  
 (Ranks seventh in school history in career assists - 332; 15th in steals - 102; 17th in free throw percentage - .782)  
 1989-90 Season  
 .899 free throw percentage; 132 assists, 47 steals (all top 10 single season; 2nd in FT, 10th in AST, 9th in STL)

### COACHING HONORS

2003 Colonial Athletic Association Coach of the Year  
 2006 Colonial Athletic Association Coach of the Year  
 2008 Horizon League Coach of the Year  
 2018 Sports Illustrated College Basketball Coach of the Year

### COACHING TREE

**Zavier Anderson** (Assistant coach at Florida International)  
**Nick Bowman** (Assistant coach at UTSA)  
**Matt Bucklin** (Assistant coach at Vanderbilt)  
**Tee Butters** (Associate head coach at Arkansas State)  
**Kylen Butler** (Assistant coach at Eastern Illinois)  
**Mark Byington** (Head coach at Vanderbilt)  
**Austin Claunch** (Assistant coach at Alabama)  
**Aaron Coombs** (Head coach at Georgia Southwestern State)  
**Antonio Reynolds Dean** (Associate head coach at Georgia)  
**Billy Donlon** (Associate head coach at Clemson)  
**Jimmy Garrity** (Head women's coach at Wofford)  
**Earl Grant** (Head coach at Boston College)  
**Marty McGillan** (Assistant coach at Longwood)  
**Riley McGillan** (Assistant coach at Belmont Abbey)  
**Lucas McKay** (Director of recruiting at Clemson)  
**AJ Morris** (Video coordinator at Clemson)  
**Rick Ray** (Assistant coach at Colorado)  
**Richie Riley** (Head coach at South Alabama)  
**Tanner Smith** (Assistant coach at Appalachian State)

### NBA DRAFT PICKS UNDER BROWNELL

2014 KJ McDaniels, 32nd to Philadelphia  
 2017 Jaron Blossomgame, 59th to San Antonio  
 2023 Hunter Tyson, 37th to Denver

## BROWNELL'S YEAR-BY-YEAR HEAD COACHING RECORD

| YEAR    | SCHOOL         | OVERALL | .PCT | CONF. | POSTSEASON                    |
|---------|----------------|---------|------|-------|-------------------------------|
| 2002-03 | UNC Wilmington | 24-7    | .744 | 15-3  | NCAA, 1st round               |
| 2003-04 | UNC Wilmington | 15-15   | .500 | 9-9   |                               |
| 2004-05 | UNC Wilmington | 19-10   | .655 | 13-5  |                               |
| 2005-06 | UNC Wilmington | 25-8    | .758 | 15-3  | NCAA, 1st round               |
| 2006-07 | Wright State   | 23-10   | .697 | 13-3  | NCAA, 1st round               |
| 2007-08 | Wright State   | 21-10   | .677 | 12-6  |                               |
| 2008-09 | Wright State   | 20-13   | .606 | 12-6  |                               |
| 2009-10 | Wright State   | 20-12   | .625 | 12-6  |                               |
| 2010-11 | Clemson        | 22-12   | .647 | 9-7   | NCAA, 2nd round               |
| 2011-12 | Clemson        | 16-15   | .516 | 8-8   |                               |
| 2012-13 | Clemson        | 13-18   | .419 | 5-13  |                               |
| 2013-14 | Clemson        | 23-13   | .639 | 10-8  | NIT, Semifinals               |
| 2014-15 | Clemson        | 16-15   | .516 | 8-10  |                               |
| 2015-16 | Clemson        | 17-14   | .548 | 10-8  |                               |
| 2016-17 | Clemson        | 17-16   | .515 | 6-12  | NIT, 1st Round                |
| 2017-18 | Clemson        | 25-10   | .714 | 11-7  | NCAA, Sweet 16                |
| 2018-19 | Clemson        | 20-14   | .588 | 9-9   | NIT, 2nd Round                |
| 2019-20 | Clemson        | 16-15   | .516 | 9-11  | No Postseason Due to COVID-19 |
| 2020-21 | Clemson        | 16-8    | .667 | 10-6  | NCAA, 1st Round               |
| 2021-22 | Clemson        | 17-16   | .515 | 8-12  |                               |
| 2022-23 | Clemson        | 23-11   | .676 | 14-6  | NIT, 1st Round                |
| 2023-24 | Clemson        | 24-12   | .667 | 11-9  | NCAA, Elite Eight             |

### HEAD COACHING SUMMARY

|                   |                |             |                |
|-------------------|----------------|-------------|----------------|
| at UNC Wilmington | 83-40          | .675        | 52-20          |
| at Wright State   | 84-45          | .651        | 49-21          |
| at Clemson        | 265-189        | .584        | 128-127        |
| <b>TOTALS</b>     | <b>432-274</b> | <b>.612</b> | <b>229-168</b> |

NOTE: Conference record is regular season only.





# NOTES

## CLEMSONGRIT

**Program Definition:** Passion and perseverance toward a long-term goal.

**Culture of Commitment:** Integrity, Work Ethic, Sacrifice

» Instituted in 2016-17, the program embodies a workman-like culture and blue collar work ethic.

*"Grit, passion and perseverance toward a long-term goal and that can be applied to many things. It's not just about a season. It might be a college career. It might be a professional career. It might be graduating from college. It can pertain to just about anything. You need to have tremendous passion for something in your life if you want to be successful."* - Head Coach Brad Brownell

### CLEMSON STAYING OLD

- Head Coach Brad Brownell has used the transfer portal to blend his team full of high school and developed players in the program to add collegiate experience from the outside.
- Last year it was Joseph Girard III, Jack Clark, Bas Leyte and Jake Heidbreder (redshirt in 2023-24).
- After losing Girard, Clark and Leyte, in addition to PJ Hall, RJ Godfrey, Alex Hemenway and Josh Beadle, Brownell and staff went back into the portal.
- Clemson added ACC veteran guard Jaeden Zackery (Boston College), Big 12 veteran center Viktor Lakhin (Cincinnati), veteran forward Myles Foster (Illinois State) and a young center Christian Reeves (Duke).
- Per Stats Perform research, blended with the returners to the roster, Clemson has 437 career starts amongst its team's top six most experienced players – the ninth-most starts in the country.
- Of Division I teams that boast the most players with at least 50 or more starts in their careers, the Tigers tied for fourth nationally with six.

### DIVISION I, MOST PLAYERS ON ACTIVE ROSTER WITH 50+ CAREER STARTS

(at any Division I school)

| Rank | Team           | # of Starts |
|------|----------------|-------------|
| 1.   | Kansas         | 7           |
|      | Louisville     | 7           |
|      | Xavier         | 7           |
| 4.   | <b>CLEMSON</b> | 6           |
|      | Alabama        | 6           |
|      | Oklahoma State | 6           |
|      | USC            | 6           |

### DIVISION I, MOST COMBINED STARTS BY THE TOP 6 PLAYERS WITH THE MOST STARTS ON ACTIVE ROSTER

| Rank | Team           | # of Starts |
|------|----------------|-------------|
| 1.   | Alabama        | 589         |
| 2.   | Louisville     | 522         |
| 3.   | Kansas         | 512         |
| 4.   | Kentucky       | 499         |
| 5.   | Xavier         | 481         |
| 6.   | Minnesota      | 446         |
| 7.   | Texas          | 446         |
| 8.   | Oklahoma State | 445         |
| 9.   | <b>CLEMSON</b> | 437         |
| 10.  | Nebraska       | 434         |

### CLEMSON PREDICTED TO FINISH FOURTH IN ACC

- Ian Schieffelin (Atlanta, Ga./Grayson) and Chase Hunter (Atlanta, Ga./Westlake) were tabbed preseason Second Team All-ACC on Tuesday by media at the league's annual preseason media day, which was held in Charlotte on Oct. 10.
- In addition, Clemson was predicted to finish fourth in the ACC. That is the highest preseason prediction for the Tigers since 2010 when they were picked to finish third. The last time Clemson was picked fourth in the preseason poll was 2008 when they finished third.
- Schieffelin and Hunter were named to the second team along with Jamir Watkins (Florida State), Baye Ndongo (Georgia Tech) and Ishmael Leggett (Pitt).
- Schieffelin is coming off a season in which he earned the ACC's Most Improved Player award after averaging 10.1 points and 9.4 rebounds. It was the second time a Tiger has won the award (Jaron Blossomgame, 2016). He finished with 340 total rebounds – the sixth-most in a single season in program history.
- Schieffelin totaled his 10th and 11th double-doubles of the season with 16 points and 12 rebounds against New Mexico and 18 points and 11 rebounds against Alabama. With his 11th double-double, Schieffelin was just the second Clemson player to record double figures in double-doubles in a season since 2008-09.

Hunter Tyson did it last year with 16, but that is the only other player to do it since Trevor Booker had 13 double-doubles in 2008-09. Schieffelin also had 17 double-digit rebounding games last season.

- Hunter returns for his sixth season after he led the Tigers in the NCAA Tournament with 17.8 points, 5.8 assists and 4.3 rebounds per game. He finished with 20 points and six assists against Baylor. It was his third 20-point game of the year and second in a row after a game-high 21 points on 8-of-16 shooting from the floor against New Mexico.
- Hunter became the 46th 1,000-point scorer in Clemson history against Louisville (January 30, 2024) and has 1,228 career points entering this season.

### CLEMSON RANKS SIXTH IN ACC IN WINS OVER LAST 7 SEASONS

- Head Coach Brad Brownell has led the Tigers to the sixth-most overall wins amongst ACC teams since 2017-18.
- The Tigers have won 72 games in the league, which ranks fifth in that same time frame.

### MOST WINS SINCE 2017-18 (AS OF 10/30/24; ORDERED BY ACC WINS)

| Rk  | Team           | 2023-24      | ACC         | Overall       | ACC          |
|-----|----------------|--------------|-------------|---------------|--------------|
| 1.  | Virginia       | 23-11        | 13-7        | 175-53        | 101-32       |
| 2.  | Duke           | 27-9         | 15-5        | 185-56        | 96-38        |
| 3.  | North Carolina | 29-8         | 17-3        | 165-79        | 86-46        |
| 4.  | Florida State  | 17-16        | 10-10       | 139-85        | 76-55        |
| 5.  | <b>CLEMSON</b> | <b>24-12</b> | <b>11-9</b> | <b>141-86</b> | <b>72-60</b> |
| 6.  | Virginia Tech  | 19-15        | 10-10       | 140-87        | 67-62        |
| 7.  | Syracuse       | 20-12        | 11-9        | 132-95        | 67-65        |
| 8.  | NC State       | 26-15        | 9-11        | 139-93        | 64-69        |
| 9.  | Miami          | 15-17        | 6-14        | 131-98        | 62-73        |
| 10. | Louisville     | 8-24         | 3-17        | 104-113       | 53-76        |
| 11. | Notre Dame     | 13-20        | 7-13        | 114-113       | 53-81        |
| 12. | Georgia Tech   | 14-18        | 7-13        | 102-116       | 51-81        |
| 13. | Wake Forest    | 21-14        | 11-9        | 106-112       | 51-83        |
| 14. | Pittsburgh     | 22-11        | 12-8        | 105-117       | 47-86        |
| 15. | Boston College | 20-16        | 8-12        | 98-121        | 44-85        |

### SEASON OPENING DOMINANCE

- Clemson has won 38-out-of-39 games (38-1) to open a season, which dates back to the 1985-86 season.
- Head coach Brad Brownell is 13-1 in season openers at Clemson.

### CLEMSON'S HOME SCHEDULE IN 2024-25

- Clemson welcomes many great opponents to Littlejohn Coliseum in 2024-25.
- The Tigers host five of the top eight winningest programs in college basketball history (Kentucky, UNC, Duke, Notre Dame and Syracuse), while also hosting Memphis in the non-conference portion of the schedule.
- Clemson drew Kentucky in the second annual ACC/SEC Challenge. It will be Kentucky's first trip to Clemson since 1933 when Clemson played its games in Fike Gym.

### CLEMSON VS. SOUTHEASTERN CONFERENCE (Games since 2016-17)

| Date     | Opponent          | H/A/N | AP (CU/Opp) | Score    |
|----------|-------------------|-------|-------------|----------|
| 3-30-24  | Alabama           | N1    | NR/19       | L, 82-87 |
| 12-6-23  | South Carolina    | H     | 24/NR       | W, 72-67 |
| 11-28-23 | Alabama           | A     | NR/23       | W, 85-77 |
| 11-11-23 | South Carolina    | A     |             | L, 58-60 |
| 12-18-21 | South Carolina    | H     |             | W, 70-56 |
| 12-12-20 | Alabama           | N2    |             | W, 64-56 |
| 11-25-20 | Mississippi State | N3    |             | W, 53-42 |
| 12-8-19  | South Carolina    | H     |             | L, 54-67 |
| 12-22-18 | South Carolina    | A     |             | W, 78-68 |
| 12-8-18  | Mississippi State | N4    |             | L, 71-82 |
| 11-20-18 | Georgia           | N5    |             | W, 64-49 |
| 3-18-18  | Auburn            | N6    |             | W, 84-53 |
| 12-19-17 | South Carolina    | H     |             | W, 64-48 |
| 12-16-17 | Florida           | N7    | NR/22       | W, 71-69 |
| 12-21-16 | South Carolina    | A     | NR/20       | W, 62-60 |
| 12-18-16 | Alabama           | A     |             | W, 67-54 |
| 11-11-16 | Georgia           | H     |             | W, 74-64 |

(N1 - NCAA Tournament, Los Angeles, Calif.; N2 - Holiday Hoopsgiving, Atlanta, Ga.; N3 - Space Coast Challenge, Melbourne, Fla.; N4 - Never Forget Tribute Classic, Newark, N.J.; N5 - Cayman Islands Classic, Cayman Islands; N6 - NCAA Tournament, San Diego, Calif.; N7 - Orange Bowl Classic, Sunrise, Fla.)

### CLEMSON'S MOST SUCCESSFUL BACK-TO-BACK SEASONS IN THE ACC

- Clemson finished 11-9 in the ACC this season, tied for fifth in the league. The Tigers finished 14-6 in 2022-23 and have now gone

## QUICK FACTS - CLEMSON

|  |   |
|--|---|
| Nickname                                   | Tigers  |
| Location                                   | Clemson, S.C. 29633                                   |
| Colors                                     | Tiger Orange and Regalia                              |
| Founded                                    | 1889  |
| Enrollment                                 | 27,341  |
| President                                  | Dr. James P. Clements (Maryland-Baltimore County '86) |
| Director of Athletics                      | Graham Neff (Georgia Tech '06)                        |
| Conference                                 | Atlantic Coast Conference                             |
| Facility (Capacity)                        | Littlejohn Coliseum (9,000)                           |
| Year Opened                                | 1968 (Renovated 2015-16)                              |
| Record at Facility                         | 597-211   |
| Record Crowd                               | 13,863 (Jan. 9, 1980 vs. Duke)                        |
| Head Coach                                 | Brad Brownell (DePauw '91)                            |
| Years as full-time college coach (inc. GA) | 33  |
| Winning seasons (HC & Asst. & GA)          | 27  |
| Record as a head coach                     | 432-274   |
| Record at Clemson                          | 265-189   |
| First Year of Basketball                   | 1911-12   |
| Seasons of Basketball                      | 112   |
| Overall Record                             | 1425-1369-1   |

25-15 over the last two seasons.

- The .625 winning percentage is the highest in program history over the course of back-to-back seasons in the ACC dating back to 1953-54.
- Taking it a step further, the most successful three year runs in Clemson history in the ACC are:

### CLEMSON'S MOST SUCCESSFUL TWO-YEAR RUNS IN ACC

| Years   | ACC Record | Pct. | Total Record | Pct. |
|---------|------------|------|--------------|------|
| 2023-24 | 11-9       | .550 | 25-15        | .625 |
| 2022-23 | 14-6       | .700 |              |      |
| 1989-90 | 10-4       | .714 | 17-11        | .607 |
| 1988-89 | 7-7        | .500 |              |      |
| 1966-67 | 9-5        | .643 | 17-11        | .607 |
| 1965-66 | 8-6        | .571 |              |      |
| 2008-09 | 9-7        | .562 | 19-13        | .594 |
| 2007-08 | 10-6       | .625 |              |      |

### CLEMSON CONSISTENTLY EXCEEDING PRESEASON EXPECTATIONS

- The Tigers were picked to finished fifth in the ACC last season, as voted on by selected media members.
- Fifth is the highest the Tigers have been picked in the preseason media poll since the 2008-09 season. Clemson was also picked fifth that season.
- In 2022-23, the Tigers were picked 11th in the preseason poll, the Tigers finished with a 14-6 mark, the most conference wins in program history, the Tigers finished eight spots ahead of their projected finish.
- Clemson has exceeded the preseason poll projection 11 times in Head Coach Brad Brownell's 14 full seasons leading the program.
- With a 10-6 record in 2020-21, Clemson finished the season in a tie for fifth place in the ACC standings entering games. The Tigers were picked 10th in the preseason vote by the Atlantic Coast Conference Media – a five-place improvement over the preseason prediction.
- Brad Brownell's team had the second-best standing relative to its preseason prediction. Only Virginia Tech was better, standing eight spots ahead of its preseason prediction. Virginia Tech was 11th in the preseason media poll and finished in third.
- Brownell's teams have finished equal to or better than its preseason prediction by the ACC media in nine-of-his-previous 12 years. That includes a 10-place improvement in 2017-18 when the Tigers were picked 13th in the preseason and finished third.
- That is the all-time record improvement in ACC history from the preseason to the postseason. That team also reached the Sweet 16 of the NCAA Tournament and Brownell was named the National College Coach of the Year by Sports Illustrated.

### CLEMSON ACC STANDING RELATIVE TO PRESEASON RANKING UNDER HEAD COACH BRAD BROWNELL

| Year    | Preseason | Final Record | Rank | +/- |
|---------|-----------|--------------|------|-----|
| 2024-25 | 4th       | ---          | ---  | --- |
| 2023-24 | 5th       | 11-9         | 5th  | E   |
| 2022-23 | 11th      | 14-6         | 3rd  | +8  |
| 2021-22 | 11th      | 8-12         | 10th | +1  |
| 2020-21 | 10th      | 10-6         | 5th  | +5  |
| 2019-20 | 11th      | 9-11         | 8th  | +3  |
| 2018-19 | 6th       | 9-9          | 9th  | -3  |
| 2017-18 | 13th      | 11-7         | 3rd  | +10 |
| 2016-17 | 11th      | 6-12         | 12th | -1  |
| 2015-16 | 12th      | 10-8         | 7th  | +5  |
| 2014-15 | 11th      | 8-10         | 9th  | +2  |
| 2013-14 | 14th      | 10-8         | 6th  | +8  |

# NOTES

|         |     |      |      |    |
|---------|-----|------|------|----|
| 2012-13 | 8th | 5-13 | 11th | -3 |
| 2011-12 | 7th | 8-8  | 7th  | E  |
| 2010-11 | 7th | 9-7  | 4th  | +3 |

**BOLD** signifies years that Clemson finished at least even with preseason rank.

## BRAD BROWNELL SIGNS CONTRACT EXTENSION

Clemson University and Head Basketball Coach Brad Brownell have agreed to a contract through 2029.

**"I'm honored and grateful to continue to lead the Clemson Basketball program. I want to thank Graham Neff, President Jim Clements and our entire administration for their continued belief and confidence in me and my staff. I am extremely proud of our recent success, both on and off the court, and there is not a better time than now to be a part of the Clemson family."**

Brownell is the winningest coach in program history with 265 wins as the leader of the Tigers, earning the 2017-18 Sports Illustrated National College Coach of the Year Award. The Tigers have reached the NCAA Tournament four times, including three in the last seven seasons that have culminated in a Sweet 16 appearance in 2018 and an Elite Eight in 2024. They are one of just 15 programs since 2018 to advance to a Sweet 16 and Elite Eight in separate seasons.

Clemson most recently reached the Elite Eight for just the second time in history and the first time in 44 years. The Brownell led Tigers beat New Mexico, Baylor and Arizona en route to a historical 24-win campaign for Clemson.

The Tigers have won 47 games over the last two seasons, the second-most in program history, while also posting a .625 (25-15) win percentage in the ACC over that same period. That is the highest in consecutive seasons in program history. Since 2017-18, the Tigers are fourth in the ACC in wins (141) and fifth in league wins (72).

During Brownell's 14 seasons, his impact off the court at Clemson has been just as successful as on it.

Developing a basketball donor base has been central to Clemson and Brownell's success since he was hired in 2010. He has been instrumental in the fundraising for the Littlejohn Coliseum/Swann Pavilion renovation, helping spearhead the \$63.5 million project, to the basketball program's home arena in 2015, in addition to multiple overseas experiences for student-athletes and much, much more.

Now, another addition has been planned for the future of the building, with the gracious support of the Brown family, that will provide the men's basketball program with 30,000 feet of new construction. That will include new and updated team areas, offices and an additional practice gym.

Under Brownell's direction, the basketball program has maintained very good Athletic Progress Rate performances, including being one of eight Power-Six programs with a 1000 multi-year score and one of two in the ACC. It was the program's third 1000 in its history and its first since the 2015-16 cohort. This last cohort comprised 2019-20 through 2022-23 academic years.

Basketball associate head coach Billy Donlon and assistants Sean Dixon and Dick Bender also received new contracts.

## -- IT'S ALL IN THE FAMILY --

## CURRENT BROTHERS AND/OR TWINS PLAYING ON THE SAME TEAM

- Chase and Dillon Hunter playing together for the second season in a row.
- The Hunters are one of 25 sets of brothers nationwide to play on the same team.
- The Hunters join Trevor and Devin Booker, George and John Coakley, Horace and Harvey Grant, Eddie and George Krajack and Donnie, Richie, Randy and Tom Mahaffey and Jack and Daniel Nauseef.
- The list below is ordered alphabetically by school.

Taran and Tre Armstrong, California Baptist  
 Ryan and Robby Beasley, San Francisco  
 Isaac and Paul Bruns, South Dakota  
 Eliyas and Jaiden Delaire, San Diego  
 Caleb and Josh Furst, Purdue  
 Guillermo Diaz and Jorge Diaz Graham, Pitt (twins)  
 Ashton and Jayden Hardaway, Memphis  
**Chase and Dillon Hunter, Clemson**  
 Isaac and K.J. Hymes, Nevada  
 Precious and Promise Idiaru, Kansas City (twins)  
 Milos and Veljko Ilic, Loyola-Maryland (twins)  
 Tai and Terell Strickland, LIU  
 Amhad and Armon Jarrard, IUPUI  
 Braden and Shae Korpela, Washington State (twins)  
 Keyshaun and Kobe Langley, UNCG (twins)  
 Marcus and Myles Rigsby, Troy  
 Payton and Pryce Sandfort, Iowa

Caleb and Isaiah Shaw, Baylor  
 Jason and Greg Spurgin, Bowling Green  
 D.J. Wagner and Kareem Watkins, Kentucky  
 Kareem and Kaseem Watson, CSU Bakersfield (twins)  
 Jarron and Jariyon Wilkens, Southern (twins)  
 Jared and Peyton Frey, Stony Brook  
 Carter and Hayden Welling, UC Irvine  
 Lamar and Shamar Wright, SIUE (twins)

## -- MISCELLANEOUS RECORDS --

### \*LITTLEJOHN COLISEUM

- The Tigers are 88-24 (.786) dating back to the beginning of the 2017-18 season on their home floor.
- Since the inception of the newly renovated Littlejohn Coliseum (2016-17 season), the Tigers are 99-30 overall (.767 percent).
- In non-conference regular season games, the Tigers are 45-3 during that span (.938 percent).
- In total non-conference games, including home NIT games, the Tigers are 46-6 (.885 percent).

### CLEMSON SEASON BREAKDOWN BY UNIFORM

- In 2017-18 the Tigers debuted three new jerseys to their arsenal, including a new version of its home white and road orange uniform. They also debuted purple, anthracite and throwback jerseys.
- Clemson wore its 2017-18 home whites the most last season, wearing them for 19-out-of-their-32 regular season games.
- With the exception of one home game in which Clemson wore 1990's throwback home white uniform against Pittsburgh, the Tigers wore its 17-18 home whites on the road in a 14-point win at Ohio State. The Buckeyes wore all red that night.
- They also wore white during their two-point triumphant comeback win over then No. 22-ranked Florida on Dec. 16 in the Orange Bowl Classic.
- 18 of the Tigers' 25 wins in 2017-18 came while wearing their home whites.

### CLEMSON'S RECORD BY UNIFORM (17/18-pres.)

| Uniform                   | Times Worn | Wins | Losses |
|---------------------------|------------|------|--------|
| Home White                | 115        | 93   | 22     |
| Road Orange               | 75         | 33   | 42     |
| Home Orange               | 1          | 1    | 0      |
| 90's Throwback Home White | 16         | 6    | 10     |
| Home Purple               | 1          | 1    | 0      |
| Purple                    | 10         | 4    | 6      |
| Anthracite                | 5          | 1    | 4      |

## -- CLEMSON TIGERS IN THE NBA --

### HUNTER TYSON DRAFTED 37TH OVERALL BY DENVER NUGGETS

- Tyson was selected 37th overall by the Oklahoma City Thunder in the second round of the 2023 NBA Draft on June 22. The pick was made by the Denver Nuggets as part of a previously agreed upon trade.
- Tyson was selected the highest in the NBA Draft by a Tigers since K.J. McDaniel was picked 32nd by the Philadelphia 76ers in 2014. He was the first Tiger selected since Jaron Blossomgame in the 2017 NBA Draft (59th overall).
- Tyson earned his first career All-ACC honor last season and was named to the All-ACC First Team for his performance in 2022-23. Tyson put together a career year this past season season.
- He averaged a team-best 15.3 points and 9.6 rebounds per game while shooting 47.9 percent from the floor, 40.5 percent from three and 83.8 percent at the free throw line. In league play, he was even better. He averaged 16.4 points and 9.9 rebounds while shooting 50.5 percent and 84.3 percent at the charity stripe.
- He was named the 2023 ACC Skip Prosser Scholar-Athlete of the Year for his work on the court and in the classroom.
- Tyson became the 44th player in Clemson history to amass 1,000 career points and has since moved into the top 40 all time. He was named to the 2023 Naismith Hall of Fame Karl Malone Award Top 10 and the 2023 USBWA Oscar Robertson Trophy Award Midseason Watch List.
- He collected 16 double-doubles which tied him for eighth all-time in Clemson history for a single season with Sharonne Wright (1992-93). It is the most in a season since Wright posted 18 in 1993-94.
- Tyson ranked 11th in the nation in double-doubles and is second in the ACC. He's first in defensive rebounding per game (8.26) and second nationally. His 325 rebounds are fourth in the league and 18th nationally.
- The Monroe, N.C. native became just the 17th player in Clemson history to eclipse 1,000 points and 600 rebounds in a career. In Clemson's win over the Wolfpack (Feb. 25), Tyson became the all-time games played leader in Clemson history (136).

| BRAD BROWNELL VS. 2024-25 OPPONENTS |            |         |
|-------------------------------------|------------|---------|
| Opponent                            | at Clemson | Overall |
| Boise State                         | 1-0        | 1-0     |
| Boston College                      | 13-6       | 13-6    |
| California                          | 1-0        | 1-0     |
| Charleston Southern                 | 2-0        | 2-0     |
| Duke                                | 4-13       | 4-14    |
| Eastern Kentucky                    | 0-0        | 0-0     |
| Florida A&M                         | 1-0        | 1-0     |
| Florida State                       | 13-17      | 13-17   |
| Georgia Tech                        | 21-9       | 21-9    |
| Kentucky                            | 0-0        | 0-0     |
| Louisville                          | 6-6        | 6-6     |
| Memphis                             | 0-1        | 0-1     |
| Miami (Fla.)                        | 9-11       | 9-11    |
| North Carolina                      | 4-14       | 4-16    |
| NC State                            | 14-10      | 14-11   |
| Notre Dame                          | 3-9        | 3-9     |
| Pittsburgh                          | 12-3       | 12-2    |
| Radford                             | 2-0        | 2-0     |
| Saint Francis                       | 0-0        | 0-0     |
| San Francisco                       | 0-0        | 0-0     |
| SMU                                 | 0-1        | 0-1     |
| South Carolina                      | 7-6        | 7-6     |
| Stanford                            | 0-0        | 0-0     |
| Syracuse                            | 8-6        | 8-6     |
| Virginia                            | 3-17       | 3-17    |
| Virginia Tech                       | 9-12       | 9-12    |
| Wake Forest                         | 15-4       | 15-5    |

| CLEMSON VS. 2024-25 OPPONENTS |  |         |
|-------------------------------|--|---------|
| Opponent                      |  | Overall |
| Boise State                   |  | 1-0     |
| Boston College                |  | 21-10   |
| California                    |  | 1-1     |
| Charleston Southern           |  | 20-0    |
| Duke                          |  | 33-113  |
| Eastern Kentucky              |  | 0-0     |
| Florida A&M                   |  | 3-0     |
| Florida State                 |  | 39-46   |
| Georgia Tech                  |  | 78-68   |
| Kentucky                      |  | 4-12    |
| Louisville                    |  | 6-9     |
| Memphis                       |  | 0-1     |
| Miami (Fla.)                  |  | 18-17   |
| North Carolina                |  | 24-136  |
| NC State                      |  | 60-106  |
| Notre Dame                    |  | 3-9     |
| Pittsburgh                    |  | 12-3    |
| Radford                       |  | 5-0     |
| Saint Francis                 |  | 0-0     |
| San Francisco                 |  | 0-0     |
| South Carolina                |  | 81-92   |
| SMU                           |  | 1-1     |
| Stanford                      |  | 0-0     |
| Syracuse                      |  | 10-6    |
| Virginia                      |  | 54-82   |
| Virginia Tech                 |  | 19-24   |
| Wake Forest                   |  | 67-102  |

### TYSON SHOWS OUT IN 2023 NBA SUMMER LEAGUE

- Tyson was named to the NBA 2K24 All-Summer League First Team after an outstanding showing in Las Vegas.
- Tyson averaged 20.8 points and 6.0 rebounds, while shooting 54.1 percent from the field and 50.0 percent from three.
- Here are Tyson's five games presented statistically:

- 7/7 vs Milwaukee: 27 minutes, 21 points, 5 rebounds, 1 assist, 1 steal, 1 block, 7/13 FG, 3/7 3P, 4/5 FT
- 7/9 vs Atlanta: 24 minutes, 16 points, 3 rebounds, 3 assists, 1 block, 5/10 FG, 2/4 3P, 4/5 FT
- 7/12 vs Utah: 31 minutes, 19 points, 12 rebounds, 2 assists, 1 steal, 5/12 FG, 3/9 3P, 6/6 FT
- 7/14 vs Miami: 27 minutes, 31 points, 4 rebounds, 2 assists, 11/13 FG, 7/9 3P, 2/2 FT, +43
- 7/15 vs New York: 36 minutes, 17 points, 6 rebounds, 1 assist, 2 steals, 1 block, 5/13 FG, 3/7 3P, 4/5 FT

### HUNTER TYSON MAKES NBA DEBUT

- Hunter Tyson made his NBA debut against the Oklahoma City Thunder on Oct. 29, 2023. Tyson played three minutes and grabbed one rebound.
- Tyson scored his first career NBA points at the Minnesota Timberwolves on November 1. He played a season-high four



# NOTES

## LITTLEJOHN COLISEUM

**First Game:** Nov. 30, 1968 (Clemson 76, Georgia Tech 72)  
**Games:** 821  
**Overall Record:** 606-215 (.738)  
**Non-Conference:** 367-44 (.893) | **ACC:** 240-171 (.584)  
**Brownell Era:** 158-53 (.749) | **Non-Con:** 78-12 (.867) | **ACC:** 80-39 (.672)  
**Total Attendance (Avg.):** 6,622,860 (8,067)  
**Total Attendance (Avg. Minus COVID-19):** 6,601,257 (8,160)  
**Most Wins / Season:** 16 (2006-07; 2013-14)

### LITTLEJOHN COLISEUM HOME RECORD

| Year     | Overall   | Pct.  | Attn.   | Avg.   |
|----------|---|-------|---------|--------|
| 1968-69  | 4-7   | .364  | 55,150  | 5,014  |
| 1969-70  | 6-5   | .546  | 50,877  | 4,625  |
| 1970-71  | 8-4   | .667  | 63,488  | 5,291  |
| 1971-72  | 6-4   | .600  | 81,278  | 8,128  |
| 1972-73  | 9-2   | .818  | 85,750  | 7,795  |
| 1973-74  | 9-4   | .692  | 103,519 | 7,963  |
| 1974-75  | 11-1  | .917  | 113,515 | 9,460  |
| 1975-76  | 8-5   | .615  | 107,220 | 8,248  |
| 1976-77  | 13-2  | .867  | 134,841 | 8,883  |
| 1977-78  | 10-5  | .667  | 138,115 | 9,208  |
| 1978-79  | 13-3  | .813  | 144,535 | 9,033  |
| 1979-80  | 15-0  | 1.000 | 130,900 | 8,727  |
| 1980-81  | 12-4  | .750  | 145,792 | 9,112  |
| 1981-82  | 11-5  | .688  | 139,731 | 8,733  |
| 1982-83  | 9-7   | .563  | 131,063 | 8,191  |
| 1983-84  | 11-5  | .688  | 129,600 | 8,100  |
| 1984-85  | 12-4  | .750  | 130,136 | 8,134  |
| 1985-86  | 14-5  | .737  | 144,699 | 7,616  |
| 1986-87  | 15-2  | .882  | 142,274 | 7,328  |
| 1987-88  | 12-4  | .750  | 117,250 | 7,328  |
| 1988-89  | 13-1  | .929  | 114,123 | 8,151  |
| 1989-90  | 14-0  | 1.000 | 122,540 | 8,753  |
| 1990-91  | 9-7   | .563  | 121,314 | 7,582  |
| 1991-92  | 12-4  | .750  | 114,691 | 7,168  |
| 1992-93  | 11-5  | .688  | 113,803 | 7,113  |
| 1993-94  | 11-4  | .733  | 108,074 | 7,205  |
| 1994-95  | 11-5  | .688  | 116,754 | 7,297  |
| 1995-96  | 14-2  | .875  | 150,037 | 9,377  |
| 1996-97  | 12-3  | .800  | 147,019 | 9,801  |
| 1997-98  | 11-3  | .786  | 156,103 | 11,151 |
| 1998-99  | 12-3  | .800  | 141,728 | 9,449  |
| 1999-00  | 7-9   | .438  | 142,679 | 8,918  |
| 2000-01  | 9-7   | .563  | 137,909 | 8,619  |
| 2001-02  | 8-8   | .500  | 139,954 | 8,747  |
| 2002-03  | 5-4   | .555  | 80,600  | 8,956  |
| 2003-04  | 10-6  | .625  | 122,900 | 7,681  |
| 2004-05  | 10-5  | .667  | 111,886 | 7,459  |
| 2005-06  | 12-4  | .750  | 106,251 | 6,641  |
| 2006-07  | 16-4  | .800  | 147,122 | 7,356  |
| 2007-08  | 14-2  | .875  | 137,739 | 8,609  |
| 2008-09  | 13-3  | .813  | 135,619 | 8,476  |
| 2009-10  | 14-2  | .875  | 151,442 | 9,465  |
| 2010-11  | 15-2  | .882  | 140,920 | 8,289  |
| 2011-12  | 11-5  | .688  | 125,249 | 7,828  |
| 2012-13  | 8-7   | .533  | 118,305 | 7,887  |
| 2013-14  | 16-3  | .842  | 142,231 | 7,486  |
| 2014-15  | 11-6  | .611  | 129,800 | 7,635  |
| 2015-16  | Home games held in Greenville, S.C. due to renovation |       |         |        |
| 2016-17  | 11-6  | .611  | 123,442 | 7,262  |
| 2017-18  | 15-1  | .938  | 123,895 | 7,743  |
| 2018-19  | 14-5  | .737  | 133,290 | 7,015  |
| 2019-20  | 11-6  | .647  | 116,139 | 6,832  |
| 2020-21* | 11-1  | .912  | 21,613  | 1,801  |
| 2021-22  | 11-5  | .688  | 106,578 | 6,662  |
| 2022-23  | 15-2  | .882  | 110,795 | 6,518  |
| 2023-24  | 12-4  | .750  | 123,289 | 7,706  |

\* - limited capacity due to COVID-19 regulations and protocols (1,876 max capacity).

| Attendance | Date      | W/L | Results                      |
|------------|-----------|-----|------------------------------|
| 13,863     | 1-9-1980  | W   | Clemson 87, Duke 82 (OT)     |
| 13,136     | 2-28-1990 | W   | Clemson 97, Duke 93          |
| 12,632     | 1-29-1977 | W   | Clemson 93, UNC 73           |
| 12,611     | 1-7-1987  | W   | Clemson 73, NC State 69      |
| 12,267     | 1-19-1981 | L   | Virginia 74, Clemson 59      |
| 12,258     | 1-17-1981 | L   | Maryland 68, Clemson 62 (OT) |
| 12,013     | 2-24-1990 | W   | Clemson 69, UNC 61           |
| 11,909     | 1-11-1978 | L   | Duke 107, Clemson 85         |
| 11,800     | 1-22-1975 | W   | Clemson 83, Maryland 82      |
| 11,800     | 2-22-1975 | W   | Clemson 92, NC State 70      |
| 11,800     | 1-24-1976 | L   | Virginia 69, Clemson 62      |
| 11,742     | 1-23-1988 | W   | Clemson 69, S. Carolina 65   |

**Note:** The arena was named for J.C. Littlejohn, a long-time Clemson University employee, for many years the school's business manager.

minutes and finished 1-for-2 from the field with his first basket coming on a dunk. He also added a rebound.

### PJ HALL SIGNS TWO-WAY CONTRACT WITH DENVER NUGGETS

- PJ Hall (Spartanburg, S.C./Dorman) agreed to terms with the Denver Nuggets. Hall will join Hunter Tyson (Monroe, N.C./Piedmont) in Denver after Tyson spent his rookie season with the Nuggets in 2023-24.
- Hall was an All-ACC First Team selection as a senior after being named to the Third Team as a junior. He was an AP All-American Honorable Mention and was named to the NCAA All-West Region Team, NABC All-District First Team, a finalist for the Kareem Abdul-Jabbar Award (nation's best center) and the Oscar Robertson Trophy All-America Watch List in 2024.
- Hall finished with 659 points this year in 36 games, an 18.3 average per game. He set the school record for points in a season. The existing record was 651 points by Horace Grant in 1986-87 and Bill Yarborough in 1954-55.
- He posted fourteen 20-point games this season and has scored in double-figures 35 times. Hall totaled seven double-doubles and netted one 30-point game, which was a career high 31 points and 17 rebounds against Georgia Tech (Jan. 16).
- Hall finished fourth in the ACC in scoring with 18.3 points per game, while ranking 15th in rebounding (6.4 per game). He shot at a very high clip this past season, ninth in the league (48.8 percent). Defensively, Hall was fourth in the ACC blocks per game (1.42) and had 51 blocked shots.
- He finished seventh on Clemson's all-time scoring list (1,702 points). He is just the fourth Tiger to amass 1,700 points, 600 rebounds and 100 blocks in a career (Trevor Booker, Elden Campbell and Dale Davis).
- Hall is seventh in career points (1,702), 15th in scoring average (14.20), 22nd in rebounds (634) and seventh in field goals made (641).
- He finished with five NCAA Tournament games played in his career. He averaged 11.2 points and added 19 rebounds, three assists, two blocks and a steal.

### PARKER FOX - PHOENIX SUNS FRONT OFFICE

- Parker Fox (2018-22) spent three seasons as a walk-on for the Tiger basketball team before earning a scholarship his senior season in 2021-22.
- Fox graduated from Clemson and immediately began work as a Basketball Operations intern in the Milwaukee Bucks front office.
- Now Fox has moved into a role in the Phoenix organization.

### GREG BUCKNER - ASSISTANT COACH, MILWAUKEE BUCKS

- Greg Buckner (1994-98) has served on an NBA coaching staff since 2017. He started as an assistant for the Memphis Grizzlies from 2017-19 and had been with the Cleveland Cavaliers since 2020. While in Cleveland, Buckner was promoted from assistant to associate head coach prior to the 2022 season and served in that role through 2023-24.
- Buckner was hired by the Milwaukee Bucks in the offseason as an assistant coach beginning in 2024-25.
- Buckner enjoyed a long playing career in the NBA: Dallas Mavericks (1999-02, 2006-07), Philadelphia 76ers (2002-04), Denver Nuggets (2004-06), Minnesota Timberwolves (2007-08) and Memphis Grizzlies (2008-09).

### -- NO. 1 GUARD CHASE HUNTER --

### CHASE HUNTER IN THE CLEMSON NCAA TOURNAMENT RECORD BOOK

- Chase Hunter finished with 73 points – good for fifth in program history.
- His average of 14.6 was good for seventh, while his 23 assists is tied for the most by a Tiger in program history.

### GREAT COMEBACK BY CHASE HUNTER

- Chase Hunter had a frustrating game in the ACC Tournament against Boston College as he was 0-10 from the field and scored just two points. But the senior was bound and determined to have an impact in this NCAA Tournament and he responded with 21 points on 8-for-16 field goal shooting and added six assists to lead Clemson in both categories.
- Hunter continued a torrid NCAA Tournament run with 20 points in a win over Baylor, 18 points against Arizona and 12 points against Alabama.
- His consecutive 20-point performances in wins over New Mexico and Baylor marked the second time that he has netted consecutive 20-point games in his career (2021-22).
- For the NCAA Tournament, Hunter 17.8 points, 4.3 rebounds, 5.8 assists and shot 50.0 percent from the field.
- It was the eighth and ninth time in his career he has scored at least 20 points in a game, the second and third time this year.

## TIGERS IN THE NBA

|                                     |                    |
|-------------------------------------|--------------------|
| <b>Randy Mahaffey, F</b>            | 1968-69            |
| Kentucky Colonels                   |                    |
| New York Nets                       | 1969-70            |
| Carolina Cougars                    | 1970-71            |
| <b>Skip Wise, G</b>                 | 1975-76            |
| San Antonio Spurs                   |                    |
| <b>Tree Rollins, C</b>              | 1978-88            |
| Atlanta Hawks                       |                    |
| Cleveland Cavaliers                 | 1989-90            |
| Detroit Pistons                     | 1990-91            |
| Houston Rockets                     | 1991-93            |
| Orlando Magic                       | 1993-95            |
| <b>Larry Nance, F</b>               | 1982-88            |
| Phoenix Suns                        |                    |
| Cleveland Cavaliers                 | 1988-94            |
| <b>Horace Grant, F</b>              | 1988-94            |
| Chicago Bulls                       |                    |
| Orlando Magic                       | 1994-99, 2001-03   |
| Seattle Supersonics                 | 1999-2000          |
| Los Angeles Lakers                  | 2000-01, 2003-04   |
| <b>Devin Gray, F</b>                | 1996-97            |
| San Antonio Spurs, Sacramento Kings |                    |
| Houston Rockets                     | 1999-2000          |
| <b>Elden Campbell, C</b>            | 1990-99            |
| Los Angeles Lakers                  |                    |
| Charlotte/New Orleans Hornets       | 1999-2002          |
| Seattle Supersonics                 | 2002-03            |
| Detroit Pistons                     | 2003-05            |
| <b>Dale Davis, F</b>                | 1991-2000, 2004-05 |
| Indiana Pacers                      |                    |
| Portland Trailblazers               | 2000-04            |
| Golden State Warriors               | 2004-05            |
| Detroit Pistons                     | 2005-07            |
| <b>Chris Whitney, G</b>             | 1993-95            |
| San Antonio Spurs                   |                    |
| Washington Wizards                  | 1995-2002, 2003-04 |
| Denver Nuggets                      | 2002-03            |
| Orlando Magic                       | 2002-03            |
| <b>Sharonne Wright, C</b>           | 1994-95            |
| Philadelphia 76ers                  |                    |
| Toronto Raptors                     | 1995-98            |
| <b>Greg Buckner, G</b>              | 1999-2002, 2006-07 |
| Dallas Mavericks                    |                    |
| Philadelphia 76ers                  | 2002-04            |
| Denver Nuggets                      | 2004-06            |
| Minnesota Timberwolves              | 2007-08            |
| Memphis Grizzlies                   | 2008-09            |
| <b>Harold Jamison, F</b>            | 1999-2000          |
| Miami Heat                          |                    |
| Los Angeles Clippers                | 2001-02            |
| <b>Will Solomon, G</b>              | 2001-02            |
| Memphis Grizzlies                   |                    |
| Toronto Raptors, Sacramento Kings   | 2008-09            |
| <b>Trevor Booker, F</b>             | 2010-14            |
| Washington Wizards                  |                    |
| Utah Jazz                           | 2014-16            |
| Brooklyn Nets                       | 2016-18            |
| Indiana Pacers                      | 2018               |
| <b>K.J. McDaniels, G</b>            | 2014-15            |
| Philadelphia 76ers                  |                    |
| Houston Rockets                     | 2015-17            |
| Brooklyn Nets                       | 2017               |
| Toronto Raptors                     | 2017               |
| <b>Jaron Blossomgame, F</b>         | 2018-19            |
| Cleveland Cavaliers                 |                    |
| <b>Donte Grantham, F</b>            | 2018-19            |
| Oklahoma City Thunder               |                    |
| <b>Hunter Tyson, F</b>              | 2023-pres.         |
| Denver Nuggets                      |                    |
| <b>PJ Hall, F</b>                   | 2024-pres.         |
| Denver Nuggets                      |                    |



# NOTES

## 1,000 POINT SCORERS

| CLEMSON TIGER BASKETBALL 1,000-POINT CLUB |                          |                   |            |             |
|---|--------------------------|-------------------|------------|-------------|
| Rk  | Name                     | Years             | GP         | Pts         |
| 1.  | Elden Campbell*          | 1986-90           | 123        | 1880        |
| 2.  | Terrell McIntyre*        | 1995-99           | 126        | 1839        |
| 3.  | Butch Zatezalo*          | 1967-70           | 75         | 23.5        |
| 4.  | Greg Buckner*            | 1994-98           | 122        | 1754        |
| 5.  | <b>Jaron Blossomgame</b> | <b>2013-17</b>    | <b>128</b> | <b>13.5</b> |
| 6.  | Trevor Booker*           | 2006-10           | 134        | 1725        |
| 7.  | <b>PJ Hall</b>           | <b>2020-24</b>    | <b>120</b> | <b>14.2</b> |
| 8.  | Horace Grant*            | 1983-87           | 122        | 1696        |
| 9.  | K.C. Rivers*             | 2005-09           | 134        | 1684        |
| 10.                                       | Dale Davis*              | 1987-91           | 121        | 1650        |
| 11.                                       | Bill Yarborough*         | 1952-57           | 85         | 1553        |
| 12.                                       | Vincent Hamilton*        | 1980-85           | 116        | 1530        |
| 13.                                       | <b>Marcquise Reed</b>    | <b>2016-19</b>    | <b>99</b>  | <b>15.0</b> |
| 14.                                       | Cliff Hammonds*          | 2004-08           | 134        | 1465        |
| 15.                                       | Tree Rollins*            | 1973-77           | 110        | 1463        |
| 16.                                       | Will Solomon             | 1998-01           | 94         | 1431        |
| 17.                                       | Stan Rome                | 1974-78           | 109        | 1365        |
| 18.                                       | <b>Demontez Stitt</b>    | <b>2007-11</b>    | <b>126</b> | <b>10.8</b> |
| 19.                                       | Vince Yockel*            | 1955-58           | 74         | 1350        |
| 20.                                       | Larry Nance*             | 1977-81           | 117        | 1341        |
| 21.                                       | Devin Gray               | 1991-95           | 94         | 1322        |
| 22.                                       | Jim Brennan*             | 1961-64           | 76         | 1317        |
| 23.                                       | Sharone Wright*          | 1991-94           | 92         | 1308        |
| 24.                                       | Vernon Hamilton          | 2003-07           | 127        | 1238        |
| 25.                                       | Harold Jamison           | 1995-99           | 129        | 1231        |
| 26.                                       | Jim Sutherland*          | 1964-67           | 71         | 1230        |
| 27.                                       | <b>Chase Hunter</b>      | <b>2019-pres.</b> | <b>133</b> | <b>9.2</b>  |
| 28.                                       | Edward Scott*            | 1999-03           | 112        | 1226        |
| 29.                                       | <b>Andre Young</b>       | <b>2008-12</b>    | <b>129</b> | <b>9.5</b>  |
| 30.                                       | Shawan Robinson          | 2002-06           | 120        | 1177        |
| 31.                                       | Randy Mahaffey*          | 1964-67           | 73         | 1171        |
| 32.                                       | Sharrod Ford             | 2001-05           | 118        | 1154        |
| 33.                                       | <b>Devin Booker</b>      | <b>2009-13</b>    | <b>128</b> | <b>9.0</b>  |
| 34.                                       | <b>Hunter Tyson</b>      | <b>2018-23</b>    | <b>140</b> | <b>8.1</b>  |
| 35.                                       | Choppy Patterson*        | 1959-63           | 76         | 1131        |
| 36.                                       | Jerry Pryor              | 1985-89           | 123        | 1124        |
| 37.                                       | <b>Aamir Simms</b>       | <b>2017-21</b>    | <b>122</b> | <b>9.2</b>  |
| 38.                                       | <b>Donte Grantham</b>    | <b>2014-18</b>    | <b>114</b> | <b>9.6</b>  |
| 39.                                       | <b>Shelton Mitchell</b>  | <b>2016-19</b>    | <b>94</b>  | <b>11.6</b> |
| 40.                                       | Billy Williams*          | 1977-80           | 85         | 1078        |
| 41.                                       | Johnny Snee              | 1948-52           | 82         | 1077        |
| 42.                                       | Colon Abraham            | 1874-78           | 106        | 1061        |
| 43.                                       | <b>K.J. McDaniels</b>    | <b>2011-14</b>    | <b>94</b>  | <b>11.0</b> |
| 44.                                       | Richie Mahaffey          | 1966-70           | 75         | 1019        |
| 45.                                       | Derrick Johnson          | 1975-79           | 111        | 1014        |
| 46.                                       | Fred Gilliam             | 1979-83           | 115        | 1010        |

Note: Names in bold played for Head Coach Brad Brownell;  
\* - signifies Clemson Hall of Fame

### HUNTER AMASSES 1,000 CAREER POINTS

- Chase Hunter became the 46th player in Clemson history to amass 1,000 career points against Louisville (1/30).

### HUNTER SETS CAREER-HIGH ASSIST MARK IN 2022-23

- Chase Hunter totaled 11 assists against Syracuse (2/22/23). That set a new career-best for Hunter.
- The 11 assists tied for the most by an individual player during the Brad Brownell Era (since 2010).

### CLEMSON PLAYERS WITH AT LEAST 11 ASSISTS IN A GAME SINCE 2010

| Date    | Player              | Opponent        | Assists   |
|---------|---------------------|-----------------|-----------|
| 2-22-23 | <b>Chase Hunter</b> | <b>Syracuse</b> | <b>11</b> |
| 2-6-21  | Clyde Trapp         | Syracuse        | 11        |
| 1-28-18 | Marcquise Reed      | Georgia Tech    | 11        |

### -- NO. 4 FORWARD IAN SCHIEFFELIN --

### IAN SCHIEFFELIN WAS THE ACC'S MOST IMPROVED PLAYER

- Ian Schieffelin was the only player in the ACC that averaged at least 10.0 points, 9.0 rebounds and 2.0 assists per game last season. There were only 18 other players in America that accomplished that.
- Schieffelin had significant raises in his points per game (+4.6), rebounds per game (+5.3), field goal percentage (+5.3%), 3-point percentage (+13.6%) and free throw percentage (+4.3%).
- He finished third in the ACC in rebounding per game (9.4) and 34th nationally. Third in offensive rebounding and 80th nationally (2.75 per game). Second in defensive rebounding and 32nd nationally (6.69 per game).
- He totaled 11 double-doubles last season, good for third-most in the ACC.
- The Tigers were +106 when Ian Schieffelin is on the court this season.

### QUOTABLES

"The kid Schieffelin is maybe as improved as anybody in this whole league ... especially the rebounding numbers. He's the ultimate glue guy." -- Pittsburgh Head Coach Jeff Capel

"I think this guy might be the most improved player in the ACC. Averaging nearly a double-double and the only player to average [9.5 points, 9.5 rebounds and 2.0 assists] this stat line." -- ESPN's Rece Davis

### IAN SCHIEFFELIN DOUBLE-DOUBLES

| Date     | Opponent        | Points | Rebounds |
|----------|-----------------|--------|----------|
| 3-30-24  | Alabama         | 18     | 11       |
| 3-22-24  | New Mexico      | 16     | 12       |
| 3-5-24   | Syracuse        | 16     | 16       |
| 3-2-24   | at Notre Dame   | 10     | 14       |
| 2-27-24  | Pittsburgh      | 15     | 12       |
| 2-6-24   | North Carolina  | 14     | 11       |
| 1-16-24  | Georgia Tech    | 20     | 15       |
| 1-6-24   | North Carolina  | 16     | 11       |
| 1-3-24   | at Miami (Fla.) | 11     | 11       |
| 12-16-23 | at Memphis      | 11     | 11       |
| 12-6-23  | South Carolina  | 12     | 12       |
| 11-7-22  | The Citadel     | 20     | 14       |

### IAN SCHIEFFELIN DOUBLE-DIGIT REBOUNDING GAMES

| Date     | Opponent        | O-Reb | Reb |
|----------|-----------------|-------|-----|
| 3-30-24  | Alabama         | 3     | 11  |
| 3-22-24  | New Mexico      | 4     | 12  |
| 3-5-24   | Syracuse        | 5     | 16  |
| 3-2-24   | at Notre Dame   | 2     | 12  |
| 2-27-24  | Pittsburgh      | 2     | 12  |
| 2-24-24  | Florida State   | 2     | 11  |
| 2-14-24  | Miami (Fla.)    | 2     | 11  |
| 2-6-24   | North Carolina  | 3     | 11  |
| 1-27-24  | Duke            | 2     | 11  |
| 1-16-24  | Georgia Tech    | 8     | 15  |
| 1-6-24   | North Carolina  | 4     | 11  |
| 1-3-24   | at Miami (Fla.) | 4     | 11  |
| 12-29-23 | Radford         | 4     | 13  |
| 12-16-23 | at Memphis      | 2     | 11  |
| 12-6-23  | South Carolina  | 3     | 12  |
| 12-3-23  | at Pittsburgh   | 7     | 17  |
| 11-28-23 | at Alabama      | 3     | 14  |
| 11-7-22  | The Citadel     | 9     | 14  |
| 2-10-22  | Duke            | 1     | 10  |

### GAMES A PLAYER HAS TOTALED AT LEAST

#### 16 POINTS, 11 REBOUNDS, 5 STEALS AND 4 BLOCKS IN A GAME

| Date     | Name, School                    | Opponent              | Pts       | Reb       | Stl      | Blk      |
|----------|---------------------------------|-----------------------|-----------|-----------|----------|----------|
| 1-6-24   | <b>Ian Schieffelin, Clemson</b> | <b>North Carolina</b> | <b>16</b> | <b>11</b> | <b>5</b> | <b>4</b> |
| 2-23-22  | Norchad Omeir, Ark St.          | Coast. Carolina       | 23        | 15        | 5        | 5        |
| 12-29-18 | Moses Greenwood, SE La.         | UL Lafayette          | 18        | 11        | 5        | 5        |
| 12-21-13 | J.P. Tokoto, UNC                | Davidson              | 22        | 11        | 5        | 4        |
| 2-9-11   | Ken Horton, CCSU                | Bryant                | 23        | 11        | 6        | 6        |
| 11-20-10 | Aaric Murray, La Salle          | Morgan State          | 20        | 11        | 5        | 9        |
| 11-16-10 | Draymond Green, MSU             | South Carolina        | 18        | 12        | 6        | 4        |
| 11-14-10 | Chris Singleton, FSU            | UNC Greensboro        | 22        | 11        | 10       | 4        |

- Clemson forward Ian Schieffelin produced his fifth career double-double in a monster game against North Carolina (1/6). He posted 16 points and 11 rebounds, in addition to five steals and four blocks. He was the first player in the country to accomplish that feat this season and just the eighth since 2010 to do so.
- Ian Schieffelin secured his fourth career double-double at Miami (Fla.) (1/3) and the third of his current campaign with 11 points and 11 rebounds.
- He posted his third career double-double and second of the season at Memphis (12/16). He had 11 points and 11 rebounds.
- He posted his second career double-double in a 72-67 win over South Carolina on Dec. 6, 2023. He had 12 points and 12 rebounds.
- He had 17 rebounds in Clemson's victory at Pittsburgh on December 3, 2023, the most by a Clemson player under Brad Brownell and the most in any game since Trevor Booker had 17 at East Carolina on December 5, 2007.
- Schieffelin had a 14-rebound effort at Alabama the previous game on November 28. Those two individual efforts were big reasons Clemson won at Alabama and Pittsburgh and allowed the Tigers to stay even on the boards at Alabama and +7 at Pittsburgh. Alabama and Pittsburgh were both among the top 25 teams in the nation in rebounding with margins of at least +10 rebounds per game entering those contests.
- Schieffelin's 31 rebounds over a two-game period were the most by a Tiger since the 1998-99 season. Tom Wideman had 17 rebounds in an NIT quarterfinal game against Butler on March 18, 1999, then had 15 against Xavier in the NIT semifinals in Madison Square Garden on March 23, 1999.
- Ian Schieffelin tied his career high with 14 rebounds in an 85-77

## CLEMSON BIRTHDAYS

|              |                  |
|--------------|------------------|
| February 7   | Myles Foster     |
|              | Chauncey Wiggins |
| February 16  | Asa Thomas       |
| February 22  | Dallas Thomas    |
| March 1      | Ian Schieffelin  |
|              | Andrew Latiff    |
| March 5      | Jake Heibredner  |
| March 8      | Ace Buckner      |
| March 21     | Jackson Roberts  |
| April 8      | Chase Hunter     |
| April 16     | Dillon Hunter    |
| July 30      | Viktor Lakhin    |
| August 1     | Matt Kelly       |
| August 29    | Jaeden Zackery   |
| September 29 | Daniel Nauseef   |
| November 15  | Brad Brownell    |
| November 24  | Del Jones        |
| December 14  | Christian Reeves |

win at Alabama (11/28). He's the 12th Clemson player since 2010-11 to post at least 14 rebounds in a game and just the fifth to do it in a true road game.

### SCHIEFFELIN IN 2022-23

- Schieffelin demolished his previous career high with a 20 point performance on 9-of-13 shooting from the floor in the season opener against The Citadel in 2022 (11/6/22)
- The nine made field goals also served as a career high.
- Schieffelin had a monster night on the boards, tallying a career-best 14 rebounds. He secured a career-best nine on the offensive glass.
- The nine offensive rebounds were the most for a Tiger since James Mays had 10 at Maryland on Jan. 13, 2007.
- It was the most by a Tiger in Littlejohn since Sharrod Ford had 10 vs. Georgia Tech on Feb. 28, 2004.





# PLAYERS

0 VIKTOR LAKHIN

G • 6-11 • 245 • CINCINNATI • R-SENIOR

| LAST FIVE GAMES | Date | Opponent | W/L | Min. | Field Goals |     |      | 3-PT |     |      | FT | FTA | Pct. | Rebounds |    |     | PF | A | TO | Blk | Stl | +/- | Pts. |
|-----------------|------|----------|-----|------|-------------|-----|------|------|-----|------|----|-----|------|----------|----|-----|----|---|----|-----|-----|-----|------|
|                 |      |          |     |      | FG          | FGA | Pct. | FG   | FGA | Pct. |    |     |      | OR       | DR | TOT |    |   |    |     |     |     |      |

**NOTES**

- Started 24 games with 29 total appearances. Missed UCF home win due to illness and exited Kansas State game late due to ankle injury, which kept him out till Big 12 Quarterfinals 12 days later.
- Posted 11 points and nine rebounds off the bench at No. 1 Houston.
- Scored season-high 26 points (with 11 rebounds) against Eastern Washington, the first of six-straight double-figure scoring games early in the season. Those 26 points were the most for a Cincinnati big since Kyle Washington's 27 against UConn in 2017.
- Followed the EWU game with a 14-point, 14-rebound double-double against Northern Kentucky.
- Had 13 double-figure scoring games for the year and three with double-digit rebounds.
- Was 5-for-6 from deep in the blowout win over Georgia Tech for 15 points, a new development in his game after he had 11-such attempts his first two years.
- Became one of the most-improved players in the AAC in 2022-23, averaging 11.6 points and 7.1 rebounds (team-high) while starting 32 of the 33 games in which he appeared.
- Earned degree in May 2023, needing only three years.

**2023-24 SEASON HIGHS**

26 vs. Eastern Washington (11/12/23) . PTS ..... 26 vs. Eastern Washington (11/12/23)  
 9 vs. Eastern Washington (11/23/23) .... FG ..... 11 vs. Memphis (1/22/23)  
 5 vs. Georgia Tech (11/22/23)..... 3FG ..... 5 vs. Georgia Tech (11/22/23)  
 6 vs. Eastern Washington (11/12/23) .... FT ..... 8 vs. Houston (1/8/23)  
 6 vs. Northern Kentucky (11/19/23)..... OR ..... 7 vs. Detroit Mercy (12/21/22)  
 8 vs. Northern Kentucky (11/19/23)..... DR ..... 11 vs. Bryant (12/4/22)  
 14 vs. Northern Kentucky (11/19/23)... TOT ..... 15 vs. Detroit Mercy (12/21/22)  
 6 vs. Florida Gulf Coast (12/3/23) ..... AST ..... 6 vs. Florida Gulf Coast (12/3/23)  
 2, 3x, last at Baylor (1/13/24) ..... STL ..... 4 vs. UCF (2/4/23)  
 5 vs. Oklahoma (1/20/24) ..... BLK ..... 8 at SMU (1/14/23)  
 33 vs. TCU (1/16/24) ..... MIN ..... 34 vs. UCF (2/4/23)

**CAREER HIGHS**

**Player Facts**

Major: Athletic Leadership  
 Birthday: July 30, 2001  
 Instagram: @lakhinviktor\_

Full bio, game-by-game stats, career stats and NIL opportunities available:



**PREP AND PERSONAL**

- Son of Olga and Alexander Lakhin. Has two brothers, Alexander and Vasily.
- Averaged 9.8 points and 7.0 rebounds while shooting 47.2 percent from the field at the 2019 FIBA Under 18 European Championship where he helped guide the Russians to a sixth-place finish.
- Saw four seasons of play as a member of the CSKA-2 Moscow club team.
- Averaged 12.0 points, 5.9 rebounds and 1.4 blocks while shooting 47.2 percent from the field in 12 games as a junior playing in the U-21 Youth Championship.

**Career Stats**

| Year         | GP        |           |             | Field Goals |            |             | 3-PT      |           |             | FT         |            |             | Rebounds   |            |            | PF         | DQ         | A        | TO        | Blk        | Stl       | Pts.      | Avg.       |            |
|--------------|-----------|-----------|-------------|-------------|------------|-------------|-----------|-----------|-------------|------------|------------|-------------|------------|------------|------------|------------|------------|----------|-----------|------------|-----------|-----------|------------|------------|
|              | GP        | GS        | Min.        | FG          | FGA        | Pct.        | FG        | FGA       | Pct.        | FT         | FTA        | Pct.        | OR         | DR         | TOT        |            |            |          |           |            |           |           |            | Avg.       |
| 2020-21*     | REDSHIRT  |           |             |             |            |             |           |           |             |            |            |             |            |            |            |            |            |          |           |            |           |           |            |            |
| 2021-22*     | 29        | 0         | 317         | 50          | 93         | .538        | 1         | 7         | .143        | 22         | 40         | .550        | 38         | 64         | 102        | 3.5        | 44         | 1        | 7         | 28         | 9         | 19        | 123        | 4.2        |
| 2022-23*     | 33        | 32        | 777         | 158         | 256        | .617        | 2         | 4         | .500        | 65         | 116        | .560        | 76         | 158        | 234        | 7.1        | 86         | 5        | 17        | 42         | 46        | 39        | 383        | 11.6       |
| 2023-24*     | 29        | 24        | 628         | 110         | 219        | .502        | 14        | 54        | .259        | 34         | 61         | .557        | 70         | 105        | 175        | 6.0        | 50         | 1        | 48        | 36         | 23        | 16        | 268        | 9.2        |
| 2024-25      |           |           |             |             |            |             |           |           |             |            |            |             |            |            |            |            |            |          |           |            |           |           |            |            |
| <b>TOTAL</b> | <b>91</b> | <b>56</b> | <b>1722</b> | <b>318</b>  | <b>568</b> | <b>.560</b> | <b>17</b> | <b>65</b> | <b>.262</b> | <b>121</b> | <b>217</b> | <b>.558</b> | <b>184</b> | <b>327</b> | <b>511</b> | <b>5.6</b> | <b>180</b> | <b>7</b> | <b>72</b> | <b>106</b> | <b>78</b> | <b>74</b> | <b>774</b> | <b>8.5</b> |

\* - at Cincinnati

1 CHASE HUNTER

G • 6-4.5 • 202 • WESTLAKE (GA.) • GRADUATE

| LAST FIVE GAMES | Date | Opponent | W/L | Min. | Field Goals |     |      | 3-PT |     |      | FT | FTA | Pct. | Rebounds |    |     | PF | A | TO | Blk | Stl | +/- | Pts. |
|-----------------|------|----------|-----|------|-------------|-----|------|------|-----|------|----|-----|------|----------|----|-----|----|---|----|-----|-----|-----|------|
|                 |      |          |     |      | FG          | FGA | Pct. | FG   | FGA | Pct. |    |     |      | OR       | DR | TOT |    |   |    |     |     |     |      |

**NOTES**

- 2024 NCAA All-West Region Team; 2024 All-ACC Academic Team; 2024 ACC Academic Honor Roll; 2023 ACC Academic Honor Roll.
- Led Clemson in the 2024 NCAA Tournament, playing nearly 140 minutes and averaged 35.0 minutes per game in four contests. Led the Tigers in scoring (17.8 ppg) and shot 50.0 percent from the field. Averaged 4.3 rebounds and 5.8 assists per game. Added eight steals and three blocked shots. He earned All-West Region for his play.
- Played and started all 36 games for the Tigers' team that advanced to the NCAA Elite Eight. The 36 games ties for the most starts and games played in program history.
- Averaged 12.9 points, 2.6 rebounds and 3.2 assists per game this season.
- He shot 42.4 percent from the field, including 85.0 percent from the free throw line (a new career high and tied for ninth in program history with Jim Sutherland).
- Posted 27 double-digit scoring games, including three 20-points games, two of which came in the NCAA Tournament.
- Had 13 games in which he dished out at least four assists, including a season-high seven twice. He posted 23 total assists in the NCAA Tournament. Became the program's newest 1,000-point scorer after a 463-point campaign and sits 27th all-time with 1,228 points.

**2023-24 SEASON HIGHS**

21 vs. New Mexico (3/22/24) ..... PTS ..... 26 at Florida State (1/28/23)  
 8, 3x, last vs. Arizona (3/28/24) ..... FG ..... 10 vs. Wake Forest (2/23/22)  
 5 vs. Miami (Fla.) (2/14/24)..... 3FG ..... 5, 2x, last vs. Miami (Fla.) (2/14/24)  
 8, 2x, last at Florida State (1/20/24)..... FT ..... 10 at Florida State (1/28/23)  
 2, 2x, last vs. Georgia Tech (1/16/24).... OR ..... 3 vs. Wofford (11/12/21)  
 6, 2x, last vs. Arizona (3/28/24) ..... DR ..... 7 at Boston College (2/26/22)  
 7 vs. Arizona (3/28/24) ..... TOT ..... 7, 4x, last vs. Arizona (3/28/24)  
 7, 2x, last at Syracuse (2/10/24) ..... AST ..... 11 vs. Syracuse (2/22/23)  
 3 vs. Alabama (3/30/24) ..... STL ..... 3, 2x, last vs. Alabama (3/30/24)  
 2 vs. Alabama (3/30/24) ..... BLK ..... 2 vs. Alabama (3/30/24)  
 42 vs. Georgia Tech (1/16/24)..... MIN ..... 42 vs. Georgia Tech (1/16/24)

**CAREER HIGHS**

**Player Facts**

Major: Parks, Recreation, Tourism Management (Graduated December 2022)  
 Birthday: April 8, 2001  
 Instagram: @chasehun1er

Full bio, game-by-game stats, career stats and NIL opportunities available:



**PREP AND PERSONAL**

- Born April 8, 2001.
- Son of Brandi Lewis.
- Majored in Parks, Recreation, Tourism Management during undergrad and Athletic Leadership in graduate school.
- Came to Clemson as a four-star prospect and No. 98 overall in 247Sports' Top 100 for the 2019 class. 247Sports ranks Hunter as the No. 4 player in the state of Georgia and the No. 14 combo guard in the country.
- Hunter chose Clemson over Georgia, Virginia, Oklahoma and Michigan State.

**Career Stats**

| Year         | GP         |           |             | Field Goals |             |             | 3-PT       |            |             | FT         |            |             | Rebounds  |            |            | PF         | DQ         | A        | TO         | Blk        | Stl       | Pts.      | Avg.        |            |
|--------------|------------|-----------|-------------|-------------|-------------|-------------|------------|------------|-------------|------------|------------|-------------|-----------|------------|------------|------------|------------|----------|------------|------------|-----------|-----------|-------------|------------|
|              | GP         | GS        | Min.        | FG          | FGA         | Pct.        | FG         | FGA        | Pct.        | FT         | FTA        | Pct.        | OR        | DR         | TOT        |            |            |          |            |            |           |           |             | Avg.       |
| 2019-20      | 9          | 4         | 175         | 17          | 45          | .378        | 7          | 23         | .304        | 7          | 11         | .636        | 1         | 8          | 9          | 1.0        | 17         | 0        | 14         | 12         | 0         | 7         | 48          | 5.3        |
| 2020-21      | 24         | 4         | 337         | 28          | 90          | .311        | 5          | 35         | .143        | 8          | 12         | .667        | 6         | 23         | 29         | 1.2        | 27         | 0        | 22         | 19         | 3         | 10        | 69          | 2.9        |
| 2021-22      | 33         | 15        | 749         | 78          | 173         | .451        | 20         | 58         | .345        | 45         | 60         | .750        | 16        | 72         | 88         | 2.7        | 57         | 0        | 60         | 33         | 6         | 15        | 221         | 6.7        |
| 2022-23      | 31         | 31        | 994         | 144         | 351         | .410        | 48         | 135        | .356        | 91         | 112        | .813        | 7         | 86         | 93         | 3.0        | 69         | 1        | 138        | 70         | 8         | 17        | 427         | 13.8       |
| 2023-24      | 36         | 36        | 1182        | 160         | 377         | .424        | 47         | 151        | .311        | 96         | 113        | .850        | 18        | 76         | 94         | 2.6        | 64         | 0        | 116        | 64         | 12        | 26        | 463         | 12.9       |
| 2024-25      |            |           |             |             |             |             |            |            |             |            |            |             |           |            |            |            |            |          |            |            |           |           |             |            |
| <b>TOTAL</b> | <b>133</b> | <b>90</b> | <b>3438</b> | <b>427</b>  | <b>1036</b> | <b>.412</b> | <b>127</b> | <b>402</b> | <b>.316</b> | <b>247</b> | <b>308</b> | <b>.802</b> | <b>48</b> | <b>265</b> | <b>313</b> | <b>2.4</b> | <b>234</b> | <b>1</b> | <b>350</b> | <b>198</b> | <b>29</b> | <b>75</b> | <b>1228</b> | <b>9.2</b> |

# PLAYERS

## 2 DILLON HUNTER

G • 6-3.5 • 192 • WESTLAKE (GA.) • JUNIOR

| LAST FIVE GAMES | Date | Opponent | W/L | Min. | Field Goals |     |      | 3-PT |     |      | FT |     |      | Rebounds |    |     | PF | A | TO | Blk | Stl | +/- | Pts. |
|-----------------|------|----------|-----|------|-------------|-----|------|------|-----|------|----|-----|------|----------|----|-----|----|---|----|-----|-----|-----|------|
|                 |      |          |     |      | FG          | FGA | Pct. | FG   | FGA | Pct. | FT | FTA | Pct. | OR       | DR | TOT |    |   |    |     |     |     |      |
|                 |      |          |     |      |             |     |      |      |     |      |    |     |      |          |    |     |    |   |    |     |     |     |      |

### NOTES

- Played in all 36 games for the Tigers and started one.
- Averaged 14.7 minutes off the bench, playing as the backup point guard for Clemson.
- Averaged 2.3 points, 1.6 rebounds and 1.3 assists per contest.
- Season-high seven points against Queens (Dec. 22)
- Season-best five assists in his lone start of the season at home against Georgia Tech (Jan. 16).
- Appeared in 33 games and made three starts as a freshman.
- Played 12.0 minutes per game, averaging 1.4 points, 1.2 rebounds and 1.2 assists per game
- Scored career-high nine points in a win over Georgia Tech (Jan. 24). He finished 3-for-5 from the floor, 1-for-1 from three and 2-for-2 at the foul line. Also added two assists and one steal.
- Finished with 11 games of two or more assists, including a career-high five in a win at Florida State (Jan. 28). He totaled four on two separate occasions.

### PREP AND PERSONAL

- Born April 16, 2003.
- Son of Brandi Lewis.
- Majoring in Parks, Recreation, Tourism Management.
- He is the younger brother of current Tiger Chase Hunter, and was ranked No. 64 in the ESPN 100 and rated a four-star prospect.
- Hunter chose Clemson over Baylor, Auburn, Florida State, Kentucky, Georgia and Georgia Tech.

### 2023-24 SEASON HIGHS

|   |   |   |
|---|---|---|
| 7 vs. Queens (12/22/23) .....                     | PTS.....                                  | 9 vs. Georgia Tech (1/24/23)            |
| 3 vs. Queens (12/22/23) .....                     | FG.....                                   | 3, 3x, last vs. Queens (12/22/23)       |
| 1, 8x, last vs. Boston College (1/13/24) 3FG..... | 1, 11x, last vs. Boston College (1/13/24) |   |
| 2, 2x, last vs. TCU (12/9/23) .....               | FT .....                                  | 2, 4x, last vs. TCU (12/9/23)           |
| 1, 4x, last vs. Queens (12/22/23) .....           | OR.....                                   | 2 vs. Loyola Maryland (11/21/22)        |
| 4 vs. Winthrop (11/6/23).....                     | DR.....                                   | 4 vs. Winthrop (11/6/23)                |
| 4, 5x, last vs. Queens (12/22/23) .....           | TOT .....                                 | 4, 5x, last vs. Queens (12/22/23)       |
| 5 at Memphis (12/16/23).....                      | AST.....                                  | 5, 2x, last at Memphis (12/16/23)       |
| 2 vs. Alcorn State (11/24/23).....                | STL.....                                  | 2, 2x, last vs. Alcorn State (11/24/23) |
| 1 at Duke (1/27/24).....                          | BLK.....                                  | 1, 2x, last at Duke (1/27/24)           |
| 36 vs. Georgia Tech (1/16/24).....                | MIN.....                                  | 36, 2x, last vs. Georgia Tech (1/16/24) |

### CAREER HIGHS

### Player Facts

Major: Parks, Recreation, Tourism Management  
 Birthday: April 16, 2003  
 Instagram: @dillonhunter

Full bio, game-by-game stats, career stats and NIL opportunities available:

**CLEMSONTIGERS.COM**

### Career Stats

| Year         | GP        | GS       | Min.       | Field Goals |            |             | 3-PT      |           |             | FT        |           |             | Rebounds  |           |           | PF         | DQ        | A        | TO        | Blk       | Stl      | Pts.      | Avg.       |            |
|--------------|-----------|----------|------------|-------------|------------|-------------|-----------|-----------|-------------|-----------|-----------|-------------|-----------|-----------|-----------|------------|-----------|----------|-----------|-----------|----------|-----------|------------|------------|
|              |           |          |            | FG          | FGA        | Pct.        | FG        | FGA       | Pct.        | FT        | FTA       | Pct.        | OR        | DR        | TOT       |            |           |          |           |           |          |           |            | Avg.       |
| 2022-23      | 33        | 3        | 395        | 17          | 57         | .298        | 3         | 20        | .150        | 9         | 15        | .600        | 5         | 35        | 40        | 1.2        | 34        | 0        | 40        | 22        | 1        | 14        | 46         | 1.4        |
| 2023-24      | 36        | 1        | 530        | 33          | 84         | .393        | 9         | 35        | .257        | 8         | 19        | .421        | 7         | 51        | 58        | 1.6        | 42        | 1        | 46        | 14        | 2        | 15        | 83         | 2.3        |
| 2024-25      |           |          |            |             |            |             |           |           |             |           |           |             |           |           |           |            |           |          |           |           |          |           |            |            |
| <b>TOTAL</b> | <b>69</b> | <b>4</b> | <b>925</b> | <b>50</b>   | <b>141</b> | <b>.355</b> | <b>12</b> | <b>55</b> | <b>.218</b> | <b>17</b> | <b>34</b> | <b>.500</b> | <b>12</b> | <b>86</b> | <b>98</b> | <b>1.4</b> | <b>76</b> | <b>1</b> | <b>86</b> | <b>36</b> | <b>3</b> | <b>29</b> | <b>129</b> | <b>1.9</b> |

## 3 JAKE HEIDBREDER (HIDE-breeder)

G • 6-5.5 • 186 • FLOYD CENTRAL HS (IND.) • R-JUNIOR

| LAST FIVE GAMES | Date | Opponent | W/L | Min. | Field Goals |     |      | 3-PT |     |      | FT |     |      | Rebounds |    |     | PF | A | TO | Blk | Stl | +/- | Pts. |
|-----------------|------|----------|-----|------|-------------|-----|------|------|-----|------|----|-----|------|----------|----|-----|----|---|----|-----|-----|-----|------|
|                 |      |          |     |      | FG          | FGA | Pct. | FG   | FGA | Pct. | FT | FTA | Pct. | OR       | DR | TOT |    |   |    |     |     |     |      |
|                 |      |          |     |      |             |     |      |      |     |      |    |     |      |          |    |     |    |   |    |     |     |     |      |

### NOTES

- Redshirted the 2023-24 season after transferring from Air Force.

### PREVIOUS, PREP AND PERSONAL

- 2023 All-Mountain West Third Team, Mountain West Freshman of the Week (Jan. 3, 2022)
- 303 points in 2022 was then-Air Force freshman record in MW era (4th all-time).
- 194 points in MW play in 2022 is an Air Force freshman record.
- 2022 Academic All-Mountain West, 2022 Mountain West Scholar-Athlete, 2023 College Sports Communicators, (CSC) Academic All-District, 2022-23 (Air Force)
- 2023 All-Mountain West Third Team (first sophomore to earn All-MW at Air Force since 2013).
- Team-leading 15.1 ppg., Fourth in Mountain West with 75 three's made. 75 three's is seventh best in a season at Air Force.
- Finished last season 32-for-52 (.615) from the floor in his last five games, including 15-for-30 (.500) from three.
- Led team in scoring 17 times and scored 20+ points six times. Shooting splits of .483/.399/.867
- Led team in scoring in MW play, averaging 14.2 ppg.
- Collegiate Hoops Roadshow All-Tournament Team
- Led Floyd Central to its first section title in 31 years as a junior, averaged 19.9 ppg as a senior and scored 1,228 career points.
- Scored career-high 44 points in final regular season game of high school career.
- 3x first-team All-Hoosier Hills Conference. Indiana Junior All-Star, Indiana Basketball Coaches Association Large School All-State Team and All-State honorable mention by AP.

### 2023-24 SEASON HIGHS

|       |           |                                    |
|-------|-----------|------------------------------------|
| ..... | PTS.....  | 27 vs. South Dakota (12/6/22)      |
| ..... | FG.....   | 11 vs. New Mexico (2/10/23)        |
| ..... | 3FG.....  | 5 at UNLV (3/8/23)                 |
| ..... | FT .....  | 11 vs. Delaware (11/11/22)         |
| ..... | OR.....   | 4 at San Jose St. (1/25/22)        |
| ..... | DR.....   | 8 at UNLV (3/8/23)                 |
| ..... | TOT ..... | 9 at UNLV (3/8/23)                 |
| ..... | AST.....  | 7 at Utah St. (2/14/23)            |
| ..... | STL.....  | 2 vs. San Jose St. (3/4/23)        |
| ..... | BLK.....  | 1, 4x, last vs. Utah St. (2/14/23) |
| ..... | MIN.....  | 45 at UNLV (3/8/23)                |

### CAREER HIGHS

### Player Facts

Major: Economics  
 Birthday: March 5, 2003  
 Instagram: @jakeheidbreder

Full bio, game-by-game stats, career stats and NIL opportunities available:

**CLEMSONTIGERS.COM**

### Career Stats

| Year         | GP        | GS        | Min.        | Field Goals |            |             | 3-PT       |            |             | FT         |            |             | Rebounds  |            |            | PF         | DQ         | A        | TO         | Blk       | Stl      | Pts.      | Avg.       |             |
|--------------|-----------|-----------|-------------|-------------|------------|-------------|------------|------------|-------------|------------|------------|-------------|-----------|------------|------------|------------|------------|----------|------------|-----------|----------|-----------|------------|-------------|
|              |           |           |             | FG          | FGA        | Pct.        | FG         | FGA        | Pct.        | FT         | FTA        | Pct.        | OR        | DR         | TOT        |            |            |          |            |           |          |           |            | Avg.        |
| 2021-22*     | 29        | 29        | 988         | 106         | 213        | .498        | 44         | 116        | .379        | 47         | 59         | .797        | 25        | 69         | 94         | 3.2        | 72         | 1        | 56         | 36        | 3        | 15        | 303        | 10.4        |
| 2022-23*     | 32        | 32        | 1042        | 168         | 344        | .488        | 75         | 188        | .399        | 72         | 83         | .867        | 13        | 93         | 106        | 3.3        | 63         | 1        | 53         | 54        | 1        | 19        | 483        | 15.1        |
| 2023-24      |           |           |             |             |            |             |            |            |             |            |            |             |           |            |            |            |            |          |            |           |          |           |            |             |
| 2024-25      |           |           |             |             |            |             |            |            |             |            |            |             |           |            |            |            |            |          |            |           |          |           |            |             |
| <b>TOTAL</b> | <b>61</b> | <b>61</b> | <b>2030</b> | <b>274</b>  | <b>557</b> | <b>.492</b> | <b>119</b> | <b>304</b> | <b>.391</b> | <b>119</b> | <b>142</b> | <b>.838</b> | <b>38</b> | <b>162</b> | <b>200</b> | <b>3.3</b> | <b>135</b> | <b>2</b> | <b>109</b> | <b>90</b> | <b>4</b> | <b>34</b> | <b>786</b> | <b>12.9</b> |

\* Games played at Air Force





# PLAYERS

4 IAN SCHIEFFELIN (CHEF-lynn) F • 6-8 • 240 • GRAYSON (GA.) • SENIOR

| LAST FIVE GAMES | Date | Opponent | W/L | Min. | Field Goals |     |      | 3-PT |     |      | Rebounds |     |      | PF | A | TO | Blk | Stl | +/- | Pts. |
|-----------------|------|----------|-----|------|-------------|-----|------|------|-----|------|----------|-----|------|----|---|----|-----|-----|-----|------|
|                 |      |          |     |      | FG          | FGA | Pct. | FG   | FGA | Pct. | FT       | FTA | Pct. |    |   |    |     |     |     |      |
|                 |      |          |     |      |             |     |      |      |     |      |          |     |      |    |   |    |     |     |     |      |

**NOTES**

- 2024 ACC Most Improved Player; 2024 NCAA All-West Region Team; 2024 All-ACC Honorable Mention; 2023 All-ACC Academic Team; 2023 ACC Honor Roll; 2022 ACC Honor Roll
- Appeared in all 36 games and started every contest for a Tigers team that advanced to its first Elite Eight since 1980. Averaged 27.5 minutes per game, 10.1 points, 9.4 rebounds and 2.2 assists – all career highs.
- His 9.4 rebounds per contest were the third-most in the ACC and 34th-most in college basketball.
- Of his 9.4 average, he averaged 2.75 offensive rebounds (3rd in the ACC and 80th in NCAA) and 6.69 defensive rebounds (2nd in ACC and 32nd in NCAA).
- Career high 365 points and 340 rebounds.
- His 340 rebounds are tied for the sixth-most in program history for a single season (tied with Dale Davis, 1990-91).
- It was the second-most in the ACC and 15th most in college basketball.
- Shot career bests from the field (56.4%) and from three (46.9%) last season.
- Posted 11 double-doubles last year – third-most in the ACC and 44th in the country.
- Career high rebounds (17) in win at Pittsburgh (Dec. 3) last season. Finished with seven offensive rebounds.
- Appeared in 34 games and made 22 starts as a sophomore (both career highs), while averaging a career-best 19.8 minutes per contest. Averaged career highs in points (5.5), rebounds (4.1), assists (1.9), field goal percentage (51.1) and 3-point percentage (33.3).

**PREP AND PERSONAL**

- Born March 1, 2003; Son of Amy Salmon and Tim Schieffelin; Majoring in management.
- Rated as a three-star prospect, according to 247Sports and Rivals.
- Schieffelin averaged 12.0 points, 12.0 rebounds and 3.0 blocks per game last season for Grayson, a top-ranked program in Georgia. Last year they finished ranked 10th in the country and were No. 1 among public schools.
- As a sophomore, Schieffelin averaged 10.1 points, 7.7 rebounds and 1.0 block per game, while helping lead Grayson to a 25-4 record and a Region 8-AAAAAAA championship.
- Schieffelin chose Clemson over Virginia Tech and Dayton.

**2023-24 SEASON HIGHS**

|   |   |
|---|---|
| 20 vs. Georgia Tech (1/16/24).....PTS.....        | 20, 2x, last vs. Georgia Tech (1/16/24) |
| 7, 2x, last vs. Georgia Tech (1/16/24)....FG..... | 9 vs. The Citadel (11/7/22)             |
| 2 vs. Winthrop (11/6/23).....3FG.....             | 3 vs. NC State (3/9/23)                 |
| 6, 2x, last vs. Georgia Tech (1/16/24)....FT..... | 6, 2x, last vs. Georgia Tech (1/16/24)  |
| 8 vs. Georgia Tech (1/16/24).....OR.....          | 9 vs. The Citadel (11/7/22)             |
| 11, 2x, last vs. Syracuse (3/5/24).....DR.....    | 11 at Alabama (11/28/23)                |
| 17 at Pittsburgh (12/3/23).....TOT.....           | 17 at Pittsburgh (12/3/23)              |
| 5 vs. TCU (12/9/23).....AST.....                  | 6, 3x, last vs. Syracuse (2/22/23)      |
| 4 vs. North Carolina (1/6/24).....STL.....        | 4 vs. North Carolina (1/6/24)           |
| 5 vs. North Carolina (1/6/24).....BLK.....        | 5 vs. North Carolina (1/6/24)           |
| 38 vs. Georgia Tech (1/16/24).....MIN.....        | 38 vs. Georgia Tech (1/16/24)           |

**CAREER HIGHS**

**Player Facts**

Major: Management  
 Birthday: March 1, 2003  
 Instagram: @ian4schieff

Full bio, game-by-game stats, career stats and NIL opportunities available:



**Career Stats**

| Year         | GP         | GS        | Min.        | Field Goals |            |             | 3-PT      |           |             | Rebounds   |            |             | PF         | DQ         | A          | TO         | Blk        | Stl      | Pts.       | Avg.       |           |           |            |            |
|--------------|------------|-----------|-------------|-------------|------------|-------------|-----------|-----------|-------------|------------|------------|-------------|------------|------------|------------|------------|------------|----------|------------|------------|-----------|-----------|------------|------------|
|              |            |           |             | FG          | FGA        | Pct.        | FG        | FGA       | Pct.        | FT         | FTA        | Pct.        |            |            |            |            |            |          |            |            | OR        | DR        | TOT        | Avg.       |
| 2021-22      | 30         | 7         | 349         | 34          | 86         | .395        | 5         | 16        | .313        | 20         | 28         | .714        | 28         | 56         | 84         | 2.8        | 48         | 1        | 27         | 22         | 6         | 7         | 93         | 3.1        |
| 2022-23      | 34         | 22        | 672         | 72          | 141        | .511        | 9         | 27        | .333        | 33         | 48         | .688        | 41         | 100        | 141        | 4.1        | 62         | 1        | 64         | 37         | 9         | 11        | 186        | 5.5        |
| 2023-24      | 36         | 36        | 989         | 137         | 243        | .564        | 23        | 49        | .469        | 68         | 93         | .731        | 99         | 241        | 340        | 9.4        | 95         | 2        | 80         | 45         | 18        | 21        | 365        | 10.1       |
| 2024-25      |            |           |             |             |            |             |           |           |             |            |            |             |            |            |            |            |            |          |            |            |           |           |            |            |
| <b>TOTAL</b> | <b>100</b> | <b>65</b> | <b>2010</b> | <b>243</b>  | <b>470</b> | <b>.517</b> | <b>37</b> | <b>92</b> | <b>.402</b> | <b>121</b> | <b>169</b> | <b>.716</b> | <b>168</b> | <b>397</b> | <b>565</b> | <b>5.7</b> | <b>205</b> | <b>4</b> | <b>171</b> | <b>104</b> | <b>33</b> | <b>39</b> | <b>644</b> | <b>6.4</b> |

5 ASA THOMAS F • 6-8 • 200 • LAKE FOREST, ILL. (LAKE FOREST) • R-FRESHMAN

| LAST FIVE GAMES | Date | Opponent | W/L | Min. | Field Goals |     |      | 3-PT |     |      | Rebounds |     |      | PF | A | TO | Blk | Stl | +/- | Pts. |
|-----------------|------|----------|-----|------|-------------|-----|------|------|-----|------|----------|-----|------|----|---|----|-----|-----|-----|------|
|                 |      |          |     |      | FG          | FGA | Pct. | FG   | FGA | Pct. | FT       | FTA | Pct. |    |   |    |     |     |     |      |
|                 |      |          |     |      |             |     |      |      |     |      |          |     |      |    |   |    |     |     |     |      |

**NOTES**

- Redshirted the season and will play as a redshirt freshman beginning in 2024-25.
- Underwent shoulder surgery during the season.

**PREP AND PERSONAL**

- Born February 16, 2005; Son of Anne and Brandon Thomas; Majoring in sports communications.
- Thomas is from Lake Forest, Ill. and was rated a three-star prospect, according to 247Sports and Rivals.
- Thomas led the Illinois Wolves (AAU) in scoring this past summer on the UAA circuit averaging 15.1 points per game, while shooting 45.0 percent from the field and 38.0 percent from three. He was recognized by Synergy Sports as being the most offensively efficient player on the UAA 17U circuit this past summer. Thomas averaged a circuit-best 1.07 points per possession.
- 1,746 Career Points (2nd All-Time at Lake Forest HS)
- 295 Career 3PT FG Made – School Record
- 98 3PT FG Made Season – School Record
- 80 Career Wins – 2nd All-Time
- 2X Illinois First Team All-State
- 2X North Suburban Conf. Player of the Year
- Thomas was ranked as the eighth-best player in the 2023 class from the state of Illinois. IBCA First Team All-State; Chicago Sun Times First Team All-State; North Suburban Conference Player of the Year; Chicago Sun Times First Team All-Area.
- Thomas chose Clemson over Illinois, Iowa, Wisconsin, Virginia Tech, Marquette and DePaul.

**2023-24 SEASON HIGHS**

|               |       |
|---------------|-------|
| .....PTS..... | ..... |
| .....FG.....  | ..... |
| .....3FG..... | ..... |
| .....FT.....  | ..... |
| .....OR.....  | ..... |
| .....DR.....  | ..... |
| .....TOT..... | ..... |
| .....AST..... | ..... |
| .....STL..... | ..... |
| .....BLK..... | ..... |
| .....MIN..... | ..... |

**CAREER HIGHS**

**Player Facts**

Major: Sports Communication  
 Birthday: February 16, 2005  
 Instagram: @\_asathomas\_

Full bio, game-by-game stats, career stats and NIL opportunities available:



**Career Stats**

| Year         | GP | GS | Min. | Field Goals |     |      | 3-PT |     |      | Rebounds |     |      | PF | DQ | A | TO | Blk | Stl | Pts. | Avg. |
|--------------|----|----|------|-------------|-----|------|------|-----|------|----------|-----|------|----|----|---|----|-----|-----|------|------|
|              |    |    |      | FG          | FGA | Pct. | FG   | FGA | Pct. | FT       | FTA | Pct. |    |    |   |    |     |     |      |      |
| 2023-24      |    |    |      |             |     |      |      |     |      |          |     |      |    |    |   |    |     |     |      |      |
| 2024-25      |    |    |      |             |     |      |      |     |      |          |     |      |    |    |   |    |     |     |      |      |
| <b>TOTAL</b> |    |    |      |             |     |      |      |     |      |          |     |      |    |    |   |    |     |     |      |      |



# PLAYERS

6 MYLES FOSTER F • 6-7 • 245 • BROOKLYN, N.Y. (ILLINOIS STATE/MONMOUTH) • GRADUATE

| LAST FIVE GAMES | Date | Opponent | W/L | Min. | Field Goals |     |      | 3-PT |     |      | FT | FTA | Pct. | Rebounds |    |     | PF | A | TO | Blk | Stl | +/- | Pts. |
|-----------------|------|----------|-----|------|-------------|-----|------|------|-----|------|----|-----|------|----------|----|-----|----|---|----|-----|-----|-----|------|
|                 |      |          |     |      | FG          | FGA | Pct. | FG   | FGA | Pct. |    |     |      | OR       | DR | TOT |    |   |    |     |     |     |      |

**NOTES**

- Played in 32 games and started 31 in his lone season in Bloomington. Averaged 28.5 minutes, 12.4 points, 8.1 rebounds and 1.7 assists for the Redbirds. Finished 52.5 percent from the floor and added 25 blocks and 21 steals.
- Totaled 22 double-digit scoring games, including two 20-point outings. He collected 10 consecutive from Jan. 20 at Missouri State until Feb. 21 against Northern Iowa.
- His best game of the season came at Kentucky when totaled 20 points and 15 rebounds. He finished 8-for-11 from the floor with two assists. Including his performance against Kentucky, Foster added eight double-doubles last year for the Redbirds.
- Played his first three seasons at Monmouth where he totaled 86 games played with 34 starts. He scored 649 points and grabbed 348 rebounds.

**PREVIOUS, PREP AND PERSONAL**

- Born February 7, 2001; Son of Ann and Ray Foster; Majoring in athletic leadership.
- He played scholastically at Brooks School in Massachusetts. He helped his team capture the NEPSAC Class B title in 2018, while individually over his years earning two NEPSAC First Team accolades and a pair of All-Independent School League honors. He led his group to a 25-3 record in his last year, and overall helped them to a 88-11 mark in four seasons that included a state title in 2017-18.

**2023-24 SEASON HIGHS**

|  |   |
|--|---|
| 20 at Kentucky (12/29/23) ..... PTS.....           | 23 at William & Mary (2/25/23)          |
| 10 vs. Evansville (2/18/24)..... FG.....           | 10, 2x, last vs. Evansville (2/18/24)   |
| 1 at Kentucky (12/29/23) ..... 3FG.....            | 1 at Kentucky (12/29/23)                |
| 9 vs. Norfolk State (12/9/23)..... FT.....         | 9, 2x, last vs. Norfolk State (12/9/23) |
| 6, 3x, last at Bradley (2/24/24) ..... OR.....     | 9 at Seton Hall (11/9/22)               |
| 13 vs. Northern Iowa (2/21/24) ..... DR.....       | 13 vs. Northern Iowa (2/21/24)          |
| 16 at Bradley (2/24/24) ..... TOT.....             | 16 at Bradley (2/24/24)                 |
| 5 vs. Belmont (1/23/24) ..... AST.....             | 6 at Syracuse (12/12/22)                |
| 3 vs. Lourdes (11/6/23) ..... STL.....             | 5 vs. Delaware (2/2/23)                 |
| 3, 2x, last vs. Evansville (3/7/24) ..... BLK..... | 4 vs. Iona (1/18/22)                    |
| 38 vs. Evansville (3/7/24) ..... MIN.....          | 39, 2x, last at Towson (1/14/23)        |

**CAREER HIGHS**

**Player Facts**

Major: Athletic Leadership  
 Birthday: February 7, 2001  
 Instagram: @myleysfb

Full bio, game-by-game stats, career stats and NIL opportunities available:



**Career Stats**

| Year         | GP         | GS        | Min.        | Field Goals |            |             | 3-PT     |           |             | FT         | FTA        | Pct.        | OR         | Rebounds   |            |            | PF         | DQ       | A          | TO         | Blk       | Stl       | Pts.        | Avg.       |
|--------------|------------|-----------|-------------|-------------|------------|-------------|----------|-----------|-------------|------------|------------|-------------|------------|------------|------------|------------|------------|----------|------------|------------|-----------|-----------|-------------|------------|
|              |            |           |             | FG          | FGA        | Pct.        | FG       | FGA       | Pct.        |            |            |             |            | DR         | TOT        | Avg.       |            |          |            |            |           |           |             |            |
| 2020-21*     | 19         | 0         | 118         | 25          | 48         | .521        | 0        | 0         | .000        | 9          | 16         | .563        | 11         | 17         | 28         | 1.5        | 17         | 0        | 5          | 12         | 3         | 2         | 59          | 3.1        |
| 2021-22*     | 34         | 1         | 423         | 75          | 141        | .532        | 0        | 2         | .000        | 29         | 54         | .537        | 49         | 54         | 103        | 3.0        | 41         | 0        | 16         | 25         | 15        | 12        | 179         | 5.3        |
| 2022-23*     | 33         | 33        | 986         | 160         | 348        | .460        | 0        | 2         | .000        | 91         | 158        | .576        | 92         | 125        | 217        | 6.6        | 76         | 2        | 59         | 75         | 10        | 40        | 411         | 12.5       |
| 2023-24^     | 32         | 31        | 911         | 155         | 295        | .525        | 1        | 13        | .077        | 85         | 134        | .634        | 83         | 175        | 258        | 8.1        | 64         | 2        | 54         | 51         | 25        | 21        | 396         | 12.4       |
| 2024-25      |            |           |             |             |            |             |          |           |             |            |            |             |            |            |            |            |            |          |            |            |           |           |             |            |
| <b>TOTAL</b> | <b>118</b> | <b>65</b> | <b>2438</b> | <b>415</b>  | <b>832</b> | <b>.499</b> | <b>1</b> | <b>17</b> | <b>.059</b> | <b>214</b> | <b>362</b> | <b>.591</b> | <b>235</b> | <b>371</b> | <b>606</b> | <b>3.1</b> | <b>198</b> | <b>4</b> | <b>134</b> | <b>163</b> | <b>53</b> | <b>75</b> | <b>1045</b> | <b>8.9</b> |

\* at Monmouth; ^ - at Illinois State

7 CHAUNCEY WIGGINS F • 6-10.5 • 216 • GRAYSON, GA. (GRAYSON) • JUNIOR

| LAST FIVE GAMES | Date | Opponent | W/L | Min. | Field Goals |     |      | 3-PT |     |      | FT | FTA | Pct. | Rebounds |    |     | PF | A | TO | Blk | Stl | +/- | Pts. |
|-----------------|------|----------|-----|------|-------------|-----|------|------|-----|------|----|-----|------|----------|----|-----|----|---|----|-----|-----|-----|------|
|                 |      |          |     |      | FG          | FGA | Pct. | FG   | FGA | Pct. |    |     |      | OR       | DR | TOT |    |   |    |     |     |     |      |

**NOTES**

- Appeared in all 36 games for the Tigers last season en route to the Elite Eight. He started a career-best 18 games.
- Averaged career highs in minutes (17.7), points (5.4) and rebounds (2.1) last year.
- Shot 44.2 percent from the floor and 34.9 percent from three. Finished 71.4 percent at the line.
- Finished the year with 10 blocks and six steals.
- Totaled seven double-digit scoring games last season – all in games started.
- Career high 19 points on 8-of-12 shooting in a loss at Memphis (Dec. 16)
- Finished 3-for-6 from three and added seven rebounds and two assists.
- Appeared in 27 games as a freshman, all off of the Tiger bench. He averaged 8.9 minutes per game.
- Averaged 2.4 points, 0.9 rebounds and 0.4 assists per game last season, including two double-digit scoring games.
- Finished the season shooting 44.4 percent from the floor, 40.0 percent from three and 66.7 percent at the foul line.

**PREP AND PERSONAL**

- Born February 7, 2004; Son of Lawaynta Dawson-Wiggins and Michael Wiggins; Majoring in parks, recreation, tourism management.
- Wiggins is a forward from Grayson, Ga. and was rated a three-star prospect, according to 247Sports and Rivals.
- Wiggins averaged 12.1 points, 6.6 rebounds, 2.3 assists, 1.2 steals and 1.8 blocks per game last season for Grayson.
- He was high school teammates with current Tiger Ian Schieffelin (Atlanta, Ga./Grayson).
- Wiggins was ranked as the fourth-best player in the 2022 class from the state of Georgia and is a Top 150 player according to 247Sports.
- Wiggins chose Clemson over NC State, Georgia, South Florida and Maryland.

**2023-24 SEASON HIGHS**

|   |                                      |
|---|--------------------------------------|
| 19 at Memphis (12/16/23)..... PTS.....              | 19 at Memphis (12/16/23)             |
| 8 at Memphis (12/16/23)..... FG.....                | 8 at Memphis (12/16/23)              |
| 4 at Miami (Fla.) (1/3/24)..... 3FG.....            | 4 at Miami (Fla.) (1/3/24)           |
| 3 vs. Boston College (1/13/24)..... FT.....         | 3 vs. Boston College (1/13/24)       |
| 2, 2x, last vs. Radford (12/29/23)..... OR.....     | 2 at Memphis (12/16/23)              |
| 5, 3x, last vs. Queens (12/22/23) ..... DR.....     | 5, 3x, last vs. Queens (12/22/23)    |
| 7, 2x, last vs. Louisville (1/30/24) ..... TOT..... | 7, 2x, last vs. Louisville (1/30/24) |
| 4 vs. Louisville (1/30/24)..... AST.....            | 4 vs. Louisville (1/30/24)           |
| 1, 3x, last at Syracuse (2/10/24) ..... STL.....    | 2 vs. Virginia Tech (1/21/23)        |
| 3 vs. Louisville (1/30/24)..... BLK.....            | 3 vs. Louisville (1/30/24)           |
| 34 at Memphis (12/16/23)..... MIN.....              | 34 at Memphis (12/16/23)             |

**CAREER HIGHS**

**Player Facts**

Major: Parks, Recreation, Tourism Management  
 Birthday: February 7, 2004  
 Instagram: @chauncey.30

Full bio, game-by-game stats, career stats and NIL opportunities available:



**Career Stats**

| Year         | GP        | GS        | Min.       | Field Goals |            |             | 3-PT      |            |             | FT        | FTA       | Pct.        | OR        | Rebounds  |            |            | PF        | DQ       | A         | TO        | Blk       | Stl       | Pts.       | Avg.       |
|--------------|-----------|-----------|------------|-------------|------------|-------------|-----------|------------|-------------|-----------|-----------|-------------|-----------|-----------|------------|------------|-----------|----------|-----------|-----------|-----------|-----------|------------|------------|
|              |           |           |            | FG          | FGA        | Pct.        | FG        | FGA        | Pct.        |           |           |             |           | DR        | TOT        | Avg.       |           |          |           |           |           |           |            |            |
| 2022-23      | 27        | 0         | 241        | 24          | 54         | .444        | 14        | 35         | .400        | 2         | 3         | .667        | 2         | 22        | 24         | 0.9        | 13        | 0        | 10        | 6         | 3         | 4         | 64         | 2.4        |
| 2023-24      | 36        | 18        | 639        | 76          | 172        | .442        | 29        | 83         | .349        | 15        | 21        | .714        | 19        | 57        | 76         | 2.1        | 46        | 0        | 33        | 26        | 10        | 6         | 196        | 5.4        |
| 2024-25      |           |           |            |             |            |             |           |            |             |           |           |             |           |           |            |            |           |          |           |           |           |           |            |            |
| <b>TOTAL</b> | <b>63</b> | <b>18</b> | <b>880</b> | <b>100</b>  | <b>226</b> | <b>.442</b> | <b>43</b> | <b>118</b> | <b>.364</b> | <b>17</b> | <b>24</b> | <b>.708</b> | <b>21</b> | <b>79</b> | <b>100</b> | <b>1.6</b> | <b>59</b> | <b>0</b> | <b>43</b> | <b>32</b> | <b>13</b> | <b>10</b> | <b>260</b> | <b>4.1</b> |





# PLAYERS

**8 DALLAS THOMAS F • 6-9 • 180 • LITTLE ROCK, ARK. (PARKVIEW MAGNET) • FRESHMAN**

| LAST FIVE GAMES | Date | Opponent | W/L | Min. | Field Goals |     |      | 3-PT |     |      | FT | FTA | Pct. | Rebounds |    |     | PF | A | TO | Blk | Stl | +/- | Pts. |
|-----------------|------|----------|-----|------|-------------|-----|------|------|-----|------|----|-----|------|----------|----|-----|----|---|----|-----|-----|-----|------|
|                 |      |          |     |      | FG          | FGA | Pct. | FG   | FGA | Pct. |    |     |      | OR       | DR | TOT |    |   |    |     |     |     |      |
|                 |      |          |     |      |             |     |      |      |     |      |    |     |      |          |    |     |    |   |    |     |     |     |      |

**HEAD COACH BRAD BROWNELL**

“Dallas is a highly skilled forward with tremendous length that allows him to score at all three levels. I love his size and versatility, which will give me the opportunity to utilize him in a variety of ways in our system. Dallas has a great feel for the game and high IQ, having the benefit of being raised by a father who was a good Division I college player and was coached in high school by Arkansas legend Scottie Thurman.”

**PREP AND PERSONAL**

- Born February 22, 2006; Son of Tamara and Clint Thomas; Majoring in sports communication.
- A 6-9, 180-pound four-star forward who ranked as the No. 67 overall prospect and second in Arkansas in the 2024 class. He was the No. 24 small forward in the class, according to On3.
- As a junior, Thomas nearly averaged a double-double with 16.5 points and 9.4 rebounds along with 2.3 assists and 2.1 blocks. He was named to the SBLive Arkansas All-State Second Team.
- Thomas chose Clemson over Arkansas, LSU, Memphis and Missouri.

**2024-25 SEASON HIGHS**

**CAREER HIGHS**

|               |       |
|---------------|-------|
| .....PTS..... | ..... |
| .....FG.....  | ..... |
| .....3FG..... | ..... |
| .....FT.....  | ..... |
| .....OR.....  | ..... |
| .....DR.....  | ..... |
| .....TOT..... | ..... |
| .....AST..... | ..... |
| .....STL..... | ..... |
| .....BLK..... | ..... |
| .....MIN..... | ..... |

**Player Facts**

Major: Sports Communication  
 Birthday: February 22, 2006  
 Instagram: @bgadallas

Full bio, game-by-game stats, career stats and NIL opportunities available:



**Career Stats**

| Year    | GP | GS | Min. | Field Goals |     |      | 3-PT |     |      | FT | FTA | Pct. | Rebounds |    |     | PF | DQ | A | TO | Blk | Stl | Pts. | Avg. |
|---------|----|----|------|-------------|-----|------|------|-----|------|----|-----|------|----------|----|-----|----|----|---|----|-----|-----|------|------|
|         |    |    |      | FG          | FGA | Pct. | FG   | FGA | Pct. |    |     |      | OR       | DR | TOT |    |    |   |    |     |     |      |      |
| 2024-25 |    |    |      |             |     |      |      |     |      |    |     |      |          |    |     |    |    |   |    |     |     |      |      |
| TOTAL   |    |    |      |             |     |      |      |     |      |    |     |      |          |    |     |    |    |   |    |     |     |      |      |

**10 DEL JONES G • 6-2.5 • 187 • LANDOVER, MD. (ARIZONA COMPASS PREP (AZ)) • FRESHMAN**

| LAST FIVE GAMES | Date | Opponent | W/L | Min. | Field Goals |     |      | 3-PT |     |      | FT | FTA | Pct. | Rebounds |    |     | PF | A | TO | Blk | Stl | +/- | Pts. |
|-----------------|------|----------|-----|------|-------------|-----|------|------|-----|------|----|-----|------|----------|----|-----|----|---|----|-----|-----|-----|------|
|                 |      |          |     |      | FG          | FGA | Pct. | FG   | FGA | Pct. |    |     |      | OR       | DR | TOT |    |   |    |     |     |     |      |
|                 |      |          |     |      |             |     |      |      |     |      |    |     |      |          |    |     |    |   |    |     |     |     |      |

**HEAD COACH BRAD BROWNELL**

“Del is a superfast combo guard that has played against a lot of great competition in both high school and on the EYBL circuit. Offensively, he excels in the open court by attacking the paint and creating offense for himself and others. He is an explosive athlete whose competitiveness and toughness impressed our staff. We certainly feel like he has the ability to impact the game on both ends of the floor while at Clemson.”

**PREP AND PERSONAL**

- Born November 24, 2004.
- Son of Whitnie Steele.
- Majoring in parks, recreation, tourism management.
- A 6-2, 180-pound four-star point guard and ranked as the No. 66 overall player and No. 14 point guard according to ESPN. He ranked No. 90 overall and No. 7 point guard in the 2024 class, according to 247Sports.
- He played for Team Durant on the EYBL Circuit and averaged 10.8 points, 4.5 assists and 3.5 rebounds per game.
- Jones chose Clemson over Arizona State, Oregon, Seton Hall and West Virginia.

**2024-25 SEASON HIGHS**

**CAREER HIGHS**

|               |       |
|---------------|-------|
| .....PTS..... | ..... |
| .....FG.....  | ..... |
| .....3FG..... | ..... |
| .....FT.....  | ..... |
| .....OR.....  | ..... |
| .....DR.....  | ..... |
| .....TOT..... | ..... |
| .....AST..... | ..... |
| .....STL..... | ..... |
| .....BLK..... | ..... |
| .....MIN..... | ..... |

**Player Facts**

Major: Parks, Recreation, Tourism Management  
 Birthday: November 24, 2004  
 Instagram: @selfmade.del2x

Full bio, game-by-game stats, career stats and NIL opportunities available:



**Career Stats**

| Year    | GP | GS | Min. | Field Goals |     |      | 3-PT |     |      | FT | FTA | Pct. | Rebounds |    |     | PF | DQ | A | TO | Blk | Stl | Pts. | Avg. |
|---------|----|----|------|-------------|-----|------|------|-----|------|----|-----|------|----------|----|-----|----|----|---|----|-----|-----|------|------|
|         |    |    |      | FG          | FGA | Pct. | FG   | FGA | Pct. |    |     |      | OR       | DR | TOT |    |    |   |    |     |     |      |      |
| 2024-25 |    |    |      |             |     |      |      |     |      |    |     |      |          |    |     |    |    |   |    |     |     |      |      |
| TOTAL   |    |    |      |             |     |      |      |     |      |    |     |      |          |    |     |    |    |   |    |     |     |      |      |

# PLAYERS

11 **JAEDEN ZACKERY** G • 6-1 • 218 • SALEM, WIS. (WESTOSHA CENTRAL/BOSTON COLLEGE) • GRADUATE

| LAST FIVE GAMES | Date | Opponent | W/L | Min. | Field Goals |     |      | 3-PT |     |      | FT | FTA | Pct. | Rebounds |    |     | PF | A | TO | Blk | Stl | +/- | Pts. |
|-----------------|------|----------|-----|------|-------------|-----|------|------|-----|------|----|-----|------|----------|----|-----|----|---|----|-----|-----|-----|------|
|                 |      |          |     |      | FG          | FGA | Pct. | FG   | FGA | Pct. |    |     |      | OR       | DR | TOT |    |   |    |     |     |     |      |
|                 |      |          |     |      |             |     |      |      |     |      |    |     |      |          |    |     |    |   |    |     |     |     |      |

**NOTES**

- Played and started all 36 games for the Eagles. Finished with a 10.8 scoring average to go along with 3.2 assists and 3.2 rebounds per game. Third on the Eagles in scoring (10.8 points per game; 408 points).
- Averaged the most minutes (33.8) of his career. Shot a career-best 48.4 percent from the field and 40.5 percent from three. Totaled a career-best from the foul line (82.4 percent).
- Collected 22 double-digit scoring games, including four 20-point games. He posted a season-high 22 points against Clemson in the ACC Tournament.
- In 2022-23, he led the Eagles in scoring six times, assists 12, and steals 10 times. Over the final five games of the season, averaged nearly 15.0 points per game while dishing out 3.5 assists at a 2.43:1 assist/turnover clip
- Ranked among the ACC leaders in steals, tying for fourth in steals per game (1.45) and fifth in total steals (48)
- Was one of four players in the ACC to register five or more steals at least three times. Boston College was a perfect 7-0 when Zackery scored 15 or more points.

**PREP AND PERSONAL**

- Born August 29, 2001; Son of Andrea and Marcus Zackery; Majoring in athletic leadership.
- Was a 2020-21 Third Team NJCAA All-American out of Chipola College in Marianna, Fla.
- Started all 28 games for Chipola at the point guard spot and reached double figures in scoring on 18 occasions.
- Helped guide the Indians to a 23-5 overall record en route to capturing the Panhandle Conference and FCSAA State Tournament titles.
- Averaged 12.5 points, 3.8 rebounds, and 4.2 assists per game last season, while connecting on better than 52% from the floor, 42% from the perimeter, and 82% from the charity stripe.
- Posted a 1.83:1 assist/turnover ratio and a 1.20 steal/turnover ratio.
- Over the final nine games of the season, averaged 17.1 points, 4.0 rebounds, 4.7 assists, and 2.7 steals per game. Chipola went 8-1 during that span, advancing to the semifinals of the 2021 NJCAA Championship.

**2023-24 SEASON HIGHS**

|  |   |
|--|---|
| 22 vs. Clemson (3/13/24) ..... PTS.....              | 22 vs. Clemson (3/13/24)                |
| 8, 5x, last vs. Clemson (3/13/24)..... FG.....       | 8, 5x, last vs. Clemson (3/13/24)       |
| 4, 3x, last vs. Clemson (3/13/24)..... 3FG.....      | 4, 3x, last vs. Clemson (3/13/24)       |
| 9 vs. NC State (12/2/23) ..... FT.....               | 9 vs. NC State (12/2/23)                |
| 2, 8x, last vs. Virginia (3/14/24)..... OR.....      | 5 vs. New Hampshire (12/6/22)           |
| 6, 2x, last at UNLV (3/24/24) ..... DR.....          | 7 vs. Georgia Tech (3/4/23)             |
| 7 vs. Clemson (3/13/24) ..... TOT.....               | 8, 2x, last vs. Georgia Tech (3/4/23)   |
| 8, 2x, last at Vanderbilt (11/29/23) ..... AST.....  | 8, 2x, last at Vanderbilt (11/29/23)    |
| 4, 3x, last vs. Louisville (2/13/24) ..... STL.....  | 5, 2x, last vs. Florida State (2/21/22) |
| 1, 3x, last vs. Florida State (2/6/24)..... BLK..... | 1, 14x, last vs. Florida State (2/6/24) |
| 41 vs. NC State (12/2/23) ..... MIN.....             | 44 vs. New Hampshire (12/6/22)          |

**CAREER HIGHS**

**Player Facts**

Major: Athletic Leadership  
 Birthday: August 29, 2001  
 Instagram: @jaeden\_zackery

Full bio, game-by-game stats, career stats and NIL opportunities available:



**Career Stats**

| Year         | GP         | GS         | Min.        | Field Goals |            |             | 3-PT       |            |             | FT         | FTA        | Pct.        | Rebounds  |            |            | PF         | DQ         | A        | TO         | Blk        | Stl       | Pts.       | Avg.        |             |
|--------------|------------|------------|-------------|-------------|------------|-------------|------------|------------|-------------|------------|------------|-------------|-----------|------------|------------|------------|------------|----------|------------|------------|-----------|------------|-------------|-------------|
|              |            |            |             | FG          | FGA        | Pct.        | FG         | FGA        | Pct.        |            |            |             | OR        | DR         | TOT        |            |            |          |            |            |           |            |             | Avg.        |
| 2021-22*     | 33         | 33         | 1137        | 120         | 259        | .463        | 52         | 109        | .477        | 52         | 73         | .712        | 18        | 88         | 106        | 3.2        | 77         | 2        | 89         | 67         | 6         | 57         | 344         | 10.4        |
| 2022-23*     | 33         | 31         | 1094        | 122         | 293        | .416        | 31         | 96         | .323        | 79         | 103        | .767        | 28        | 76         | 104        | 3.2        | 78         | 2        | 90         | 65         | 5         | 48         | 354         | 10.7        |
| 2023-24*     | 36         | 36         | 1216        | 153         | 316        | .484        | 32         | 79         | .405        | 70         | 85         | .824        | 23        | 96         | 119        | 3.3        | 78         | 0        | 152        | 71         | 3         | 63         | 408         | 11.3        |
| 2024-25      |            |            |             |             |            |             |            |            |             |            |            |             |           |            |            |            |            |          |            |            |           |            |             |             |
| <b>TOTAL</b> | <b>102</b> | <b>100</b> | <b>3447</b> | <b>395</b>  | <b>868</b> | <b>.455</b> | <b>115</b> | <b>284</b> | <b>.405</b> | <b>201</b> | <b>261</b> | <b>.770</b> | <b>69</b> | <b>260</b> | <b>329</b> | <b>3.2</b> | <b>233</b> | <b>4</b> | <b>331</b> | <b>203</b> | <b>14</b> | <b>168</b> | <b>1106</b> | <b>10.8</b> |

\*- at Boston College

13 **ANDREW LATIFF (LUH-tiff)** G • 6-5 • 195 • CLEMSON, S.C. (DANIEL HS) • SENIOR

| LAST FIVE GAMES | Date | Opponent | W/L | Min. | Field Goals |     |      | 3-PT |     |      | FT | FTA | Pct. | Rebounds |    |     | PF | A | TO | Blk | Stl | +/- | Pts. |
|-----------------|------|----------|-----|------|-------------|-----|------|------|-----|------|----|-----|------|----------|----|-----|----|---|----|-----|-----|-----|------|
|                 |      |          |     |      | FG          | FGA | Pct. | FG   | FGA | Pct. |    |     |      | OR       | DR | TOT |    |   |    |     |     |     |      |
|                 |      |          |     |      |             |     |      |      |     |      |    |     |      |          |    |     |    |   |    |     |     |     |      |

**NOTES**

- Appeared in five games in his first season as a walk-on for Clemson.
- Totaled eight minutes and scored first career basket against Queens (Dec. 22)
- Season-high two rebounds in the game.
- Served as a student manager prior to being added to the active roster.

**PREP AND PERSONAL**

- Born March 1, 2002.
- Son of Catherine and Todd Latiff.
- Majoring in management.
- Attended nearby Daniel High School and served as a team captain. Led team to a 23-6 record – an all-time best for Daniel.
- Selected to play in All Star Tri-County Tip Off Classic.
- Mountain Lakes First Team Selection.
- All-Region runner-up.
- All-Academic team for four years.
- Highest 3-point percentage for Daniel High School.
- Played AAU for Carolina Pressure.

**2023-24 SEASON HIGHS**

|  |                                      |
|--|--------------------------------------|
| 2 vs. Queens (12/22/23) ..... PTS.....               | 2 vs. Queens (12/22/23)              |
| 1 vs. Queens (12/22/23) ..... FG.....                | 1 vs. Queens (12/22/23)              |
| ..... 3FG.....                                       |                                      |
| ..... FT.....  |                                      |
| 1 vs. Queens (12/22/23) ..... OR.....                | 1 vs. Queens (12/22/23)              |
| 1, 2x, last vs. New Mexico (3/22/24) ..... DR.....   | 1, 2x, last vs. New Mexico (3/22/24) |
| 2 vs. Queens (12/22/23) ..... TOT.....               | 2 vs. Queens (12/22/23)              |
| ..... AST.....                                       |                                      |
| ..... STL.....                                       |                                      |
| ..... BLK.....                                       |                                      |
| 2, 2x, last vs. vs. Radford (12/29/23)..... MIN..... | 2, 2x, last vs. Radford (12/29/23)   |

**Player Facts**

Major: Management  
 Birthday: March 1, 2002  
 Instagram: @a.latiff11

Full bio, game-by-game stats, career stats and NIL opportunities available:



**Career Stats**

| Year         | GP       | GS       | Min.     | Field Goals |          |             | 3-PT     |          |             | FT       | FTA      | Pct.        | Rebounds |          |          | PF         | DQ       | A        | TO       | Blk      | Stl      | Pts.     | Avg.     |            |
|--------------|----------|----------|----------|-------------|----------|-------------|----------|----------|-------------|----------|----------|-------------|----------|----------|----------|------------|----------|----------|----------|----------|----------|----------|----------|------------|
|              |          |          |          | FG          | FGA      | Pct.        | FG       | FGA      | Pct.        |          |          |             | OR       | DR       | TOT      |            |          |          |          |          |          |          |          | Avg.       |
| 2023-24      | 5        | 0        | 8        | 1           | 4        | .250        | 0        | 3        | .000        | 0        | 0        | .000        | 1        | 3        | 4        | 0.8        | 0        | 0        | 0        | 1        | 0        | 0        | 2        | 0.4        |
| 2024-25      |          |          |          |             |          |             |          |          |             |          |          |             |          |          |          |            |          |          |          |          |          |          |          |            |
| <b>TOTAL</b> | <b>5</b> | <b>0</b> | <b>8</b> | <b>1</b>    | <b>4</b> | <b>.250</b> | <b>0</b> | <b>3</b> | <b>.000</b> | <b>0</b> | <b>0</b> | <b>.000</b> | <b>1</b> | <b>3</b> | <b>4</b> | <b>0.8</b> | <b>0</b> | <b>0</b> | <b>0</b> | <b>1</b> | <b>0</b> | <b>0</b> | <b>2</b> | <b>0.4</b> |





# PLAYERS

14 CHRISTIAN REEVES C • 7-2 • 253 • CHARLOTTE, N.C. (OAK HILL ACADEMY (VA.)) • R-SOPHOMORE

| LAST FIVE GAMES | Date | Opponent | W/L | Min. | Field Goals |     |      | 3-PT |     |      | FT | FTA | Pct. | Rebounds |    |     | PF | A | TO | Blk | Stl | +/- | Pts. |
|-----------------|------|----------|-----|------|-------------|-----|------|------|-----|------|----|-----|------|----------|----|-----|----|---|----|-----|-----|-----|------|
|                 |      |          |     |      | FG          | FGA | Pct. | FG   | FGA | Pct. |    |     |      | OR       | DR | TOT |    |   |    |     |     |     |      |

**NOTES**

- Missed 13 games due to injury before undergoing right ankle surgery and being ruled out for the remainder of the season in 2023-24.
- Logged a career-high 12 minutes in the season opener against Dartmouth, adding three rebounds and two points.
- Played in 13 games in his rookie season, including six appearances in ACC play.
- Averaged 1.5 points and 1.0 rebounds, hitting 8-of-11 from the field for the season.
- Made his Duke debut in 2022-23 against Jacksonville in the season opener with three points and a pair of rebounds.
- Scored four points and grabbed four rebounds in just three minutes of action against Delaware.
- Scored his first points in ACC play with a dunk against Georgia Tech.
- Tallied a career-high with six points on 3-for-3 shooting from the field in six minutes against Pittsburgh in the ACC Tournament quarterfinals.

**PREP AND PERSONAL**

- Born Christian Michael Reeves on December 14, 2003 in Charlotte, N.C.
- Son of Holly and John Reeves. Has a sister, Jessica. His father, John, played college basketball at Belmont Abbey.
- Majoring in human capital education and development.
- A four-star center out of Oak Hill Academy in Mouth of Wilson, Va.
- Ranked as the No. 5 player from the state of North Carolina in his class by ESPN.
- Played in 29 games during the 2021-22 season at Oak Hill, averaging 9.2 points on .639 shooting with 7.4 rebounds.
- Scored in double figures in 12 games as a senior, including each of his final five contests while logging five double-doubles.
- Played for Team CP3 on the Nike EYBL circuit.

**2023-24 SEASON HIGHS**

|  |                                     |
|--|-------------------------------------|
| 3 vs. Arizona (11/10/23) ..... PTS.....          | 6 vs. Pittsburgh (3/9/23)           |
| 1, 2x, last vs. Arizona (11/10/23) ..... FG..... | 3 vs. Pittsburgh (3/9/23)           |
| ..... 3FG.....                                   |                                     |
| 1 vs. Arizona (11/10/23) ..... FT.....           | 2 vs. Delaware (11/18/22)           |
| 1 vs. Dartmouth (11/6/23) ..... OR.....          | 3, 2x, last vs. Delaware (11/18/22) |
| 2, 2x, last vs. Arizona (11/10/23) ..... DR..... | 2, 2x, last vs. Arizona (11/10/23)  |
| 3 vs. Dartmouth (11/6/23) ..... TOT.....         | 4 vs. Delaware (11/18/22)           |
| ..... AST.....                                   | 1 at Georgia Tech (1/28/23)         |
| ..... STL.....                                   | 1 vs. Boston College (12/3/22)      |
| 1 vs. Dartmouth (11/6/23) ..... BLK.....         | 1 vs. Dartmouth (11/6/23)           |
| 12 vs. Dartmouth (11/6/23) ..... MIN.....        | 12 vs. Dartmouth (11/6/23)          |

**CAREER HIGHS**

**Player Facts**

Major: Human Capital Education and Development  
 Birthday: December 14, 2003  
 Instagram: @cmr\_32\_

Full bio, game-by-game stats, career stats and NIL opportunities available:



**Career Stats**

| Year         | GP        | GS       | Min.      | Field Goals |           |             | 3-PT     |          |             | FT       | FTA      | Pct.        | Rebounds  |          |           | PF         | DQ       | A        | TO       | Blk      | Stl      | Pts.     | Avg.      |            |
|--------------|-----------|----------|-----------|-------------|-----------|-------------|----------|----------|-------------|----------|----------|-------------|-----------|----------|-----------|------------|----------|----------|----------|----------|----------|----------|-----------|------------|
|              |           |          |           | FG          | FGA       | Pct.        | FG       | FGA      | Pct.        |          |          |             | OR        | DR       | TOT       |            |          |          |          |          |          |          |           | Avg.       |
| 2022-23*     | 13        | 0        | 42        | 8           | 11        | .727        | 0        | 0        | .000        | 4        | 6        | .667        | 9         | 3        | 12        | 0.9        | 4        | 0        | 1        | 3        | 0        | 1        | 20        | 1.5        |
| 2023-24*     | 3         | 0        | 16        | 2           | 3         | .667        | 0        | 0        | .000        | 1        | 2        | .500        | 1         | 4        | 5         | 1.7        | 3        | 0        | 0        | 2        | 1        | 0        | 5         | 1.7        |
| 2024-25      |           |          |           |             |           |             |          |          |             |          |          |             |           |          |           |            |          |          |          |          |          |          |           |            |
| <b>TOTAL</b> | <b>16</b> | <b>0</b> | <b>58</b> | <b>10</b>   | <b>14</b> | <b>.714</b> | <b>0</b> | <b>0</b> | <b>.000</b> | <b>5</b> | <b>8</b> | <b>.625</b> | <b>10</b> | <b>7</b> | <b>17</b> | <b>1.1</b> | <b>7</b> | <b>0</b> | <b>1</b> | <b>5</b> | <b>1</b> | <b>1</b> | <b>25</b> | <b>1.6</b> |

\* - at Duke

20 MATT KELLY G • 6-2 • 175 • CHARLESTON, S.C. (PORTER-GAUD HS) • SENIOR

| LAST FIVE GAMES | Date  | Opponent       | W/L | Min. | Field Goals |     |      | 3-PT |     |      | FT | FTA | Pct. | Rebounds |    |     | PF | A | TO | Blk | Stl | +/- | Pts. |
|-----------------|-------|----------------|-----|------|-------------|-----|------|------|-----|------|----|-----|------|----------|----|-----|----|---|----|-----|-----|-----|------|
|                 |       |                |     |      | FG          | FGA | Pct. | FG   | FGA | Pct. |    |     |      | OR       | DR | TOT |    |   |    |     |     |     |      |
|                 | 11/24 | Alcorn State   | W   | 1    | 0           | 0   | .000 | 0    | 0   | .000 | 0  | 0   | .000 | 0        | 0  | 0   | 0  | 0 | 0  | 0   | 0   | 0   | 0    |
|                 | 12/22 | Queens         | W   | 2    | 0           | 1   | .000 | 0    | 0   | .000 | 0  | 0   | .000 | 0        | 0  | 0   | 0  | 0 | 0  | 0   | 1   | -5  | 0    |
|                 | 12/29 | Radford        | W   | 3    | 0           | 0   | .000 | 0    | 0   | .000 | 0  | 0   | .000 | 0        | 0  | 0   | 0  | 0 | 0  | 0   | 0   | -1  | 0    |
|                 | 3/13  | Boston College | L   | 1    | 0           | 0   | .000 | 0    | 0   | .000 | 0  | 0   | .000 | 0        | 0  | 0   | 0  | 0 | 0  | 0   | 0   | 2   | 0    |

**NOTES**

- Appeared in five games and totaled nine minutes as a junior.
- Second career steal against Queens (Dec. 22, 2023).
- Played season high 3:34 in win over Radford (Dec. 29, 2023).
- Appeared in six games and totaled seven minutes as a sophomore.
- Scored first career points at North Carolina (Feb. 11, 2023).
- Finished the season 2-for-2 from the field, scoring in two games, including a win over Florida State (Feb. 15, 2023).

**PREP AND PERSONAL**

- Born on August 1, 2002.
- Son of Melissa and Tim Kelly.
- Majoring in parks, recreation, tourism management.
- Attended Porter-Gaud High School and lettered in both football and basketball.
- Third year in the basketball program as a walk on.

**2023-24 SEASON HIGHS**

|   |   |
|---|---|
| ..... PTS.....                          | 2, last vs. Florida State (2/15/23)     |
| ..... FG.....                           | 1, 2x, last vs. Florida State (2/15/23) |
| ..... 3FG.....                          |   |
| ..... FT.....                           |   |
| ..... OR.....                           |   |
| ..... DR.....                           | 1 vs. Richmond (12/17/22)               |
| ..... TOT.....                          | 1 vs. Richmond (12/17/22)               |
| ..... AST.....                          | 1 vs. Richmond (12/17/22)               |
| 1 vs. Queens (12/22/23) ..... STL.....  | 1, 2x, last vs. Queens (12/22/23)       |
| ..... BLK.....                          |   |
| 3 vs. Radford (12/29/23) ..... MIN..... | 3 vs. Radford (12/29/23)                |

**CAREER HIGHS**

**Player Facts**

Major: Parks, Recreation, Tourism Management  
 Birthday: August 1, 2002  
 Instagram: @matt.kelly1

Full bio, game-by-game stats, career stats and NIL opportunities available:



**Career Stats**

| Year         | GP        | GS       | Min.      | Field Goals |          |             | 3-PT     |          |             | FT       | FTA      | Pct.        | Rebounds |          |          | PF         | DQ       | A        | TO       | Blk      | Stl      | Pts.     | Avg.     |            |
|--------------|-----------|----------|-----------|-------------|----------|-------------|----------|----------|-------------|----------|----------|-------------|----------|----------|----------|------------|----------|----------|----------|----------|----------|----------|----------|------------|
|              |           |          |           | FG          | FGA      | Pct.        | FG       | FGA      | Pct.        |          |          |             | OR       | DR       | TOT      |            |          |          |          |          |          |          |          | Avg.       |
| 2022-23      | 6         | 0        | 7         | 2           | 2        | 1.000       | 0        | 0        | .000        | 0        | 0        | .000        | 0        | 1        | 1        | 0.2        | 0        | 0        | 1        | 0        | 1        | 4        | 0.7      |            |
| 2023-24      | 5         | 0        | 9         | 0           | 1        | .000        | 0        | 0        | .000        | 0        | 0        | .000        | 0        | 0        | 0        | 0.0        | 0        | 0        | 1        | 0        | 1        | 0        | 0.0      |            |
| 2024-25      |           |          |           |             |          |             |          |          |             |          |          |             |          |          |          |            |          |          |          |          |          |          |          |            |
| <b>TOTAL</b> | <b>11</b> | <b>0</b> | <b>17</b> | <b>2</b>    | <b>3</b> | <b>.667</b> | <b>0</b> | <b>0</b> | <b>.000</b> | <b>0</b> | <b>0</b> | <b>.000</b> | <b>0</b> | <b>1</b> | <b>1</b> | <b>0.1</b> | <b>0</b> | <b>0</b> | <b>1</b> | <b>1</b> | <b>0</b> | <b>2</b> | <b>4</b> | <b>0.4</b> |



# PLAYERS

21 ACE BUCKNER G • 6-3 • 170 • DALLAS, TEXAS (LA LUMIERE SCHOOL (IND.)) • FRESHMAN

| LAST FIVE GAMES | Date | Opponent | W/L | Min. | Field Goals |     |      | 3-PT |     |      | FT | FTA | Pct. | Rebounds |    |     | PF | A | TO | Blk | Stl | +/- | Pts. |
|-----------------|------|----------|-----|------|-------------|-----|------|------|-----|------|----|-----|------|----------|----|-----|----|---|----|-----|-----|-----|------|
|                 |      |          |     |      | FG          | FGA | Pct. | FG   | FGA | Pct. |    |     |      | OR       | DR | TOT |    |   |    |     |     |     |      |
|                 |      |          |     |      |             |     |      |      |     |      |    |     |      |          |    |     |    |   |    |     |     |     |      |

**HEAD COACH BRAD BROWNELL**

"Ace is another combo guard who is comfortable playing with or without the basketball in his hands. He's an excellent on-ball defender who, with strength, will excel at that end of the floor. Offensively, he can make threes off the bounce or catch and has a quick first step which helps him play in the paint. As a legacy, he has always had a dream to play at Clemson and we couldn't be more excited about the opportunity to add a player of his caliber."

**PREP AND PERSONAL**

- Born March 8, 2005.
- Son of Regina and Greg Buckner
- Majoring in communication.
- A 6-2, 175-pound combo guard who ranked as a three-star, according to On3.
- Buckner is the son of former Littlejohn Legend Greg Buckner who played for the Tigers from 1994-98.
- He averaged 8.8 points per game with All Ohio Red on the EYBL Circuit. Buckner boasted nearly a 2:1 assist/turnover ratio through 24 games on the circuit. He exploded for a 29-point performance at Peach Jam in July.

**2024-25 SEASON HIGHS**

| 2024-25 SEASON HIGHS | CAREER HIGHS |
|----------------------|--------------|
| PTS.....             | PTS.....     |
| FG.....              | FG.....      |
| 3FG.....             | 3FG.....     |
| FT.....              | FT.....      |
| OR.....              | OR.....      |
| DR.....              | DR.....      |
| TOT.....             | TOT.....     |
| AST.....             | AST.....     |
| STL.....             | STL.....     |
| BLK.....             | BLK.....     |
| MIN.....             | MIN.....     |

**Player Facts**

Major: Communication  
 Birthday: March 8, 2005  
 Instagram: @acebuckner\_

Full bio, game-by-game stats, career stats and NIL opportunities available:



| Career Stats |    | Field Goals |      |    | 3-PT |      |    | Rebounds |      |    |     |      |    |    |     |      |    |    |   |    |     |     |      |      |
|--------------|----|-------------|------|----|------|------|----|----------|------|----|-----|------|----|----|-----|------|----|----|---|----|-----|-----|------|------|
| Year         | GP | GS          | Min. | FG | FGA  | Pct. | FG | FGA      | Pct. | FT | FTA | Pct. | OR | DR | TOT | Avg. | PF | DQ | A | TO | Blk | Stl | Pts. | Avg. |
| 2024-25      |    |             |      |    |      |      |    |          |      |    |     |      |    |    |     |      |    |    |   |    |     |     |      |      |
| <b>TOTAL</b> |    |             |      |    |      |      |    |          |      |    |     |      |    |    |     |      |    |    |   |    |     |     |      |      |

32 DANIEL NAUSEEF (NAW-seef) F • 6-7 • 220 • CHAMINADE JULIENNE CATHOLIC (OHIO) • SENIOR

| LAST FIVE GAMES | Date | Opponent | W/L | Min. | Field Goals |     |      | 3-PT |     |      | FT | FTA | Pct. | Rebounds |    |     | PF | A | TO | Blk | Stl | +/- | Pts. |
|-----------------|------|----------|-----|------|-------------|-----|------|------|-----|------|----|-----|------|----------|----|-----|----|---|----|-----|-----|-----|------|
|                 |      |          |     |      | FG          | FGA | Pct. | FG   | FGA | Pct. |    |     |      | OR       | DR | TOT |    |   |    |     |     |     |      |
|                 |      |          |     |      |             |     |      |      |     |      |    |     |      |          |    |     |    |   |    |     |     |     |      |

**NOTES**

- Appeared in five games and played nine minutes in 2023-24.
  - Played a season high 3:41 against Queens (Dec. 22).
  - Appeared in seven games and played 10 minutes in 2022-23.
- Scored first career basket in a win over Richmond (Dec. 17). He was assisted by his brother Jack Nauseef on the play.
- Totaled his second basket of the season in home win over Notre Dame (March 4).
  - Collected four rebounds in four separate games.
  - Tallied first career assist in a win over Georgia Tech (Jan. 24). First career block was against Loyola Maryland (Nov. 21) and first career steal was against Notre Dame.
  - Appeared in two games as a freshman in 2021-22.
  - Grabbed first career rebound at Notre Dame (Jan. 12).

**PREP AND PERSONAL**

- Born September 29, 2002.
- Son of Carmen and JP Nauseef.
- Majoring in microbiology.

**2023-24 SEASON HIGHS**

| 2023-24 SEASON HIGHS | CAREER HIGHS                        |
|----------------------|-------------------------------------|
| PTS.....             | 2, 2x, last vs. Notre Dame (3/4/23) |
| FG.....              | 1, 2x, last vs. Notre Dame (3/4/23) |
| 3FG.....             | 3FG.....                            |
| FT.....              | FT.....                             |
| OR.....              | 1, 2x, last vs. Notre Dame (3/4/23) |
| DR.....              | 1, 3x, last vs. Radford (12/29/23)  |
| TOT.....             | 1, 4x, last vs. Queens (12/22/23)   |
| AST.....             | 1, 3x, last vs. Radford (12/29/23)  |
| STL.....             | 1, 6x, last vs. Queens (12/22/23)   |
| BLK.....             | 1 at Georgia Tech (12/21/22)        |
| MIN.....             | 1 vs. Notre Dame (3/4/23)           |
|                      | 1 vs. Loyola Maryland (11/21/22)    |
|                      | 4 vs. Queens (12/22/23)             |

**Player Facts**

Major: Microbiology  
 Birthday: September 29, 2002  
 Instagram: @dnauseef

Full bio, game-by-game stats, career stats and NIL opportunities available:



| Career Stats |           | Field Goals |           |          | 3-PT     |             |          | Rebounds |             |          |          |             |          |          |          |            |          |          |          |          |          |          |          |            |
|--------------|-----------|-------------|-----------|----------|----------|-------------|----------|----------|-------------|----------|----------|-------------|----------|----------|----------|------------|----------|----------|----------|----------|----------|----------|----------|------------|
| Year         | GP        | GS          | Min.      | FG       | FGA      | Pct.        | FG       | FGA      | Pct.        | FT       | FTA      | Pct.        | OR       | DR       | TOT      | Avg.       | PF       | DQ       | A        | TO       | Blk      | Stl      | Pts.     | Avg.       |
| 2021-22      | 2         | 0           | 2         | 0        | 0        | .000        | 0        | 0        | .000        | 0        | 0        | .000        | 1        | 0        | 1        | 0.5        | 0        | 0        | 0        | 0        | 0        | 0        | 0        | 0.0        |
| 2022-23      | 7         | 0           | 8         | 2        | 3        | .667        | 0        | 0        | .000        | 0        | 0        | .000        | 1        | 3        | 4        | 0.6        | 2        | 0        | 1        | 1        | 1        | 1        | 4        | 0.6        |
| 2023-24      | 5         | 0           | 9         | 0        | 1        | .000        | 0        | 1        | .000        | 0        | 0        | .000        | 0        | 3        | 3        | 0.6        | 2        | 0        | 0        | 0        | 0        | 0        | 0        | 0.0        |
| 2024-25      |           |             |           |          |          |             |          |          |             |          |          |             |          |          |          |            |          |          |          |          |          |          |          |            |
| <b>TOTAL</b> | <b>14</b> | <b>0</b>    | <b>19</b> | <b>2</b> | <b>4</b> | <b>.500</b> | <b>0</b> | <b>1</b> | <b>.000</b> | <b>0</b> | <b>0</b> | <b>.000</b> | <b>2</b> | <b>6</b> | <b>8</b> | <b>0.6</b> | <b>4</b> | <b>0</b> | <b>1</b> | <b>1</b> | <b>1</b> | <b>1</b> | <b>4</b> | <b>0.3</b> |



# PLAYERS

35 JACKSON ROBERTS C • 6-11 • 247 • TAMPA, FLA. (IMG ACADEMY) • FRESHMAN

| LAST FIVE GAMES | Date | Opponent | W/L | Min. | Field Goals |     |      | 3-PT |     |      | FT | FTA | Pct. | Rebounds |    |     | PF | A | TO | Blk | Stl | +/- | Pts. |
|-----------------|------|----------|-----|------|-------------|-----|------|------|-----|------|----|-----|------|----------|----|-----|----|---|----|-----|-----|-----|------|
|                 |      |          |     |      | FG          | FGA | Pct. | FG   | FGA | Pct. |    |     |      | OR       | DR | TOT |    |   |    |     |     |     |      |
|                 |      |          |     |      |             |     |      |      |     |      |    |     |      |          |    |     |    |   |    |     |     |     |      |

**PREP AND PERSONAL**

- Born March 21, 2006.
- Son of Ashley and Craig Roberts.
- Majoring in pre-business.
- A center who will join the Tigers as a walk-on for his freshman season in 2024-25.

**2024-25 SEASON HIGHS**

**CAREER HIGHS**

|       |          |       |
|-------|----------|-------|
| ..... | PTS..... | ..... |
| ..... | FG.....  | ..... |
| ..... | 3FG..... | ..... |
| ..... | FT.....  | ..... |
| ..... | OR.....  | ..... |
| ..... | DR.....  | ..... |
| ..... | TOT..... | ..... |
| ..... | AST..... | ..... |
| ..... | STL..... | ..... |
| ..... | BLK..... | ..... |
| ..... | MIN..... | ..... |

**Player Facts**

Major: Pre-Business  
 Birthday: March 21, 2006.  
 Instagram: @jacksonrob06

Full bio, game-by-game stats, career stats and NIL opportunities available:



**Career Stats**

| Year    | GP | GS | Min. | Field Goals |     |      | 3-PT |     |      | FT | FTA | Pct. | Rebounds |    |     | PF | DQ | A | TO | Blk | Stl | Pts. | Avg. |
|---------|----|----|------|-------------|-----|------|------|-----|------|----|-----|------|----------|----|-----|----|----|---|----|-----|-----|------|------|
|         |    |    |      | FG          | FGA | Pct. | FG   | FGA | Pct. |    |     |      | OR       | DR | TOT |    |    |   |    |     |     |      |      |
| 2024-25 |    |    |      |             |     |      |      |     |      |    |     |      |          |    |     |    |    |   |    |     |     |      |      |
| TOTAL   |    |    |      |             |     |      |      |     |      |    |     |      |          |    |     |    |    |   |    |     |     |      |      |



# MISCELLANEOUS STATS

## THE LAST TIME...

|  | CLEMSON   | OPPONENT   |
|--|---|--|
| A player had a triple-double                                   | 1/26/93 vs. Maryland (Sharone Wright, 12p/14r/10b)  | Never Accomplished                                       |
| A player had a 20-point, 15-rebound game                       | 1/16/24 vs. Georgia Tech (PJ Hall, 31p/17r; Ian Schieffelin 20p/15r)                            | Not accomplished since at least 2010                     |
| A player had a 20-point, 20-rebound game                       | 12/17/90 vs. SC State (Dale Davis, 22p/21r)   | 1/11/06 vs. Wake Forest (Eric Williams, 22p/20r)         |
| A player had 30+ points  | 1/16/24 vs. Georgia Tech (PJ Hall, 31)  | 1/10/24 at Virginia Tech (Sean Pedulla, 32)              |
| A player had 40+ points  | 1/24/01 vs. Georgia Tech (Will Soloman, 41)   | 3/12/11 vs. North Carolina (Harrison Barnes, 40)         |
| A player had 50+ points  | 2/17/1916 (J.W. Stribling, 50)  | 2/24/55 at Furman (Darrell Floyd, 56)                    |
| A player had 15+ field goals                                   | 1/14/87 vs. Furman (Horace Grant, 15)   | 2/24/82 at Duke (Vince Taylor, 16)                       |
| A player had 15+ free throws                                   | 1/27/13 vs. Virginia Tech (Milton Jennings, 16)   | 3/9/16 vs. Georgia Tech (Marcus Georges-Hunt, 15)        |
| A player had 20+ rebounds                                      | 3/4/99 vs. Florida State (Harold Jamison, 20)   | 3/6/19 at Notre Dame (John Mooney, 20)                   |
| A player had 15+ assists                                       | 2/13/02 vs. Wake Forest (Edward Scott, 16)  | 1/10/87 vs. Wake Forest (Tyrone "Mugsey" Bogues, 17)     |
| A player had 6+ steals   | 2/13/16 vs. Georgia Tech (Avry Holmes, 6)   | 2/3/07 at Georgia Tech (Javaris Crittenton, 7)           |
| A player had 8+ blocks   | 2/6/16 vs. Virginia Tech (Landry Nnoko, 8)  | 3/11/94 vs. Duke (Cherokee Parks, 10)                    |
| A player converted a four-point play                           | 3/5/24 vs. Syracuse (Joseph Girard III, 5:42 2H)  | 11/19/23 vs. Boise State (Chibuzo Agbo, 8:32 1H)         |
| A player was perfect from the field (min. 10 FGA)              | Never Accomplished  | 3/8/92 at Georgia Tech (Matt Geiger, 10-10)              |
| A player was perfect from the foul line (min. 10 FTA)          | 2/24/23 vs. Florida State (Joseph Girard III, 10-10)  | 11/21/18 vs. Creighton (Ty-Son Alexander, 11-11)         |
| A team scored 100+ points                                      | 12/22/23 vs. Queens (109)   | 2/5/17 vs. Florida State (109)                           |
| A team scored less than 40                                     | 1/23/18 at Virginia (36)  | 12/2/20 vs. SC State (38)                                |
| A team had 25+ assists   | 11/24/23 vs. Alcorn State (26)  | 2/1/68 vs. Georgia Tech (35)                             |
| A team had 50+ rebounds  | 12/18/21 vs. South Carolina (51)  | 11/11/22 at South Carolina (50)                          |
| A team shot .650+ from the field                               | 2/22/20 at Boston College (.689)  | 2/5/17 at Florida State (.661)                           |
| A team did not miss a free throw (min. 10 FTA)                 | 12/29/23 vs. Radford (14-14)  | 3/13/24 vs. Boston College (16-16)                       |
| A team did not make a three-pointer                            | 1/26/19 at NC State (0-7)   | 2/1/06 at Florida State (0-9)                            |
| A team had two players score 30+ points                        | 2/13/02 vs. Wake Forest (Stockman, 30; Scott, 30)   | 1/9/80 vs. Duke (Banks, 31; Gminski, 30)                 |
| A team had two players score 25+ points                        | 1/13/24 vs. Boston College (Hall, 26; Girard III 26)  | 1/30/18 vs. North Carolina (Johnson, 32; Berry, 27)      |
| A team had two players score 20+ points                        | 3/5/24 vs. Syracuse (Hall, 25; Girard III, 21)  | 2/6/24 at North Carolina (Bacot, 24; Davis, 22)          |
| A team had three players score 20+ points                      | 3/4/06 vs. Georgia Tech (Hamilton, 24; Akingbala 22; Robinson, 22)                              | 1/3/24 at Miami (Fla.) (Pack 25, Omier 23, Cleveland 23) |
| A team had two double-doubles                                  | 2/27/24 vs. Pittsburgh (Schieffelin, Hall)  | 1/17/23 at Wake Forest (Carr, Hildreth)                  |
| A team had three double-doubles                                | 1/11/14 vs. Duke (McDaniels, Blossomgame, Nnoko)  | 2/28/90 vs. Duke (Henderson, Hurley, Laettner)           |
| A team had six players score 10+ points                        | 12/14/21 vs. Miami (Oh.) (W, 89-76)   | 12/2/01 vs. Duke (L, 80-96)                              |
| Played an overtime game  | 1/16/24 vs. Georgia Tech (90-93)  |  |
| Played a double-overtime game                                  | 1/16/24 vs. Georgia Tech (90-93); 11/29/22 vs. Penn State (101-94); 3/2/14 vs. Maryland (77-73) |  |
| Played a triple-overtime game                                  | 2/18/84 vs. Maryland (65-66)  |  |
| Clemson was ranked (AP Poll)                                   | April 9, 2024 (14)  |  |
| Clemson played a ranked opponent (AP Poll)                     | vs. No. 19 Alabama (82-89) on March 30, 2024 (NCAA Tournament Elite Eight)                      |  |
| Clemson played a ranked opponent on the road (AP Poll)         | at No. 3 North Carolina (80-76) on Feb. 6, 2024   |  |
| Clemson defeated a ranked opponent (AP Poll)                   | vs. No. 14 Baylor (72-64) on March 24, 2024   |  |
| Clemson defeated a ranked opponent on the road (AP Poll)       | at No. 3 North Carolina (80-76) on Feb. 6, 2024   |  |
| Clemson defeated a ranked opponent in the postseason (AP Poll) | vs. No. 14 Baylor (72-64) on March 24, 2024 (NCAA Tournament Second Round)                      |  |
| Clemson lost to a ranked opponent (AP Poll)                    | vs. No. 19 Alabama (82-89) on March 30, 2024 (NCAA Tournament Elite Eight)                      |  |
| Clemson faced No. 1 (AP Poll)                                  | vs. Duke (68-87) on January 5, 2019   |  |
| Clemson defeated No. 1 (AP Poll)                               | vs. North Carolina (75-65) on February 18, 2001   |  |
| Clemson defeated Top 5 (AP Poll)                               | at No. 3 North Carolina (80-76) on Feb. 6, 2024   |  |
| Clemson defeated Top 10 (AP Poll)                              | at No. 3 North Carolina (80-76) on Feb. 6, 2024   |  |

## MISCELLANEOUS STATS

**Dunks (73):** Jack Clark (5), RJ Godfrey (12), PJ Hall (25), Chase Hunter (7), Ian Schieffelin (18), Chauncey Wiggins (6)

**Charges Taken (21):** Joseph Girard III (4), PJ Hall (11), Chase Hunter (2), Dillon Hunter (1), Ian Schieffelin (4)

**20-Point Games (25):** Joseph Girard III (9), PJ Hall (12), Chase Hunter (3), Ian Schieffelin (1)

**30-Point Games (1):** PJ Hall (1)

**Double-Doubles (18):** PJ Hall (7), Ian Schieffelin (11)

**Double Figure Scoring (126):** Josh Beadle (1), Jack Clark (1), Joseph Girard III (29), RJ Godfrey (9), PJ Hall (34), Chase Hunter (26), Ian Schieffelin (20), Chauncey Wiggins (7)

**Double Figure Rebounding (27):** Jack Clark (2), J Godfrey (1), PJ Hall (7), Ian Schieffelin (17)

**Led Clemson in Scoring:** Joseph Girard III (9), PJ Hall (13), Chase Hunter (5), Ian Schieffelin (2), Chauncey Wiggins (1)

**Led Clemson in Rebounding:** Joseph Girard III (1), RJ Godfrey (1), PJ Hall (5), Chase Hunter (1), Ian Schieffelin (19)

**Led Clemson in Assists:** Josh Beadle (1), Jack Clark (1), Joseph Girard III (9), PJ Hall (1), Chase Hunter (12), Ian Schieffelin (7)

**Consecutive Field Goals Made:** PJ Hall (5) vs. Davidson (11/12/23)

**Consecutive Points Scored:** 12 by Joseph Girard III at Pittsburgh (12/3/23)

**Consecutive Free Throws Made:** 67 by Joseph Girard III (1/13 to 3/22)

**Consecutive Three-Pointers Made:** 4 by Joseph Girard III vs. Davidson (11/12/23)

**Largest Lead:** 43 vs. Radford (12/29/23)

**Largest Deficit:** 18 vs. Davidson (11/12/23)

**Largest Halftime Deficit:** 8 vs. Virginia (2/3/24)

**Largest Deficit Overcome for Victory:** 18 vs. Davidson (8:45 1H, 11/12/23)

**Most Consecutive Clemson Points:** 14 vs. UAB (11/10/23); 14 vs. Queens (12/22/23); 14 at Georgia Tech (2/21/24)

**Most Consecutive Opponent Points:** 18 vs. Davidson (11/12/23)

## CLEMSON'S RECORD...

|                                      |       |
|--------------------------------------|-------|
| Overall                              | 24-12 |
| At home                              | 12-4  |
| On the road                          | 6-6   |
| At neutral sites                     | 6-2   |
| In overtime                          | 0-1   |
| Vs. ranked opponents                 | 4-3   |
| In games decided by 3 points or less | 2-5   |
| In games decided by 5 points or less | 2-1   |
| In games decided by 7 or more points | 17-6  |
| When leading at halftime             | 18-4  |
| When trailing at halftime            | 5-7   |
| When tied at halftime                | 1-1   |
| When leading with 5:00 left          | 24-4  |
| When trailing with 5:00 left         | 0-7   |
| When leading with 1:00 left          | 23-3  |
| When trailing with 1:00 left         | 1-9   |
| When shooting 50% or better          | 9-0   |
| When opponent shoots less than 50%   | 22-6  |
| When scoring 70 or more points       | 23-8  |
| When winning the rebound margin      | 15-4  |
| When winning the turnover margin     | 9-6   |
| When winning points in the paint     | 18-7  |
| When winning bench points            | 14-3  |
| In November                          | 6-0   |
| In December                          | 5-1   |
| In January                           | 3-5   |
| In February                          | 6-2   |
| In March                             | 4-4   |

## 2023-24 STARTING LINEUPS (3)

| Lineup # | Game #               | G         | G          | G/F       | F           | C    | G  | W-L  | PCT. |
|----------|----------------------|-----------|------------|-----------|-------------|------|----|------|------|
| 1        | 1-3, 7-16, 18-21, 29 | C. Hunter | Girard III | Wiggins   | Schieffelin | Hall | 18 | 11-7 | .611 |
| 2        | 4-6, 22-28, 30-36    | C. Hunter | Girard III | Clark     | Schieffelin | Hall | 17 | 13-4 | .765 |
| 3        | 17                   | C. Hunter | Girard III | D. Hunter | Schieffelin | Hall | 1  | 0-1  | .000 |



# SUPERLATIVE STATS

## INDIVIDUAL GAME HIGHS/INDIVIDUAL HIGHS UNDER BROWNELL

*italic indicates all-time under Coach Brownell*

| CLEMSON        |   | OPPONENT       |   |
|----------------|---|----------------|---|
|                | HIGHS   |                | HIGHS   |
| Points         | 31, PJ Hall, 1/16/24 vs. Georgia Tech<br><i>33, Jaron Blossomgame, 2/20/16 at NC State</i>  | Points         | 32, Sean Pedulla, 1/10 at Virginia Tech<br><i>40, Harrison Barnes, 3/12/11 vs. North Carolina</i>   |
| FG             | 11, PJ Hall, 5x, last 3/5/24 vs. Syracuse<br><i>13, Jaron Blossomgame, last on 2/8/16 vs. Notre Dame</i>  | FG             | 11, Tre White, 1/30 vs. Louisville<br><i>12, last by Landers Nolley II, 11/5/19 vs. Virginia Tech</i>   |
| FGA            | 23, PJ Hall, 1/16/24 vs. Georgia Tech<br><i>24, KJ McDaniels, 2/11/14 at Notre Dame</i>   | FGA            | 22, Claudell Harris Jr., 3/13 vs. Boston College<br><i>23, Landers Nolley II, 11/5/19 vs. Virginia Tech</i>   |
| FG Perfection  | 5, Ian Schieffelin, 2/10/24 at Syracuse<br><i>7, last by Ian Schieffelin, 3/4/23 vs. Notre Dame</i>   | FG Perfection  | 3, Matthew Marsh, 3/9 at Wake Forest<br><i>8, Mark Williams, 2/10/22 vs. Duke</i>   |
| 3FG            | 6, Joseph Girard III, 12/3/23 at Pittsburgh<br><i>8, Marcquise Reed, 2/21/18 at Virginia Tech*</i>  | 3FG            | 6, many (3), last by Sean Pedulla, 1/10 at Virginia Tech<br><i>8, Lamar Peters, 12/8/18 vs. Mississippi State</i>                                   |
| 3FGA           | 11, Joseph Girard III, 1/13/24 vs. Boston College<br><i>20, Marcquise Reed, 2/21/18 at Virginia Tech</i>  | 3FGA           | 16, Claudell Harris Jr., 3/13 vs. Boston College<br><i>16, Claudell Harris Jr., 3/13/24 vs. Boston College</i>                                      |
| 3FG Perfection | 2, PJ Hall, 12/22/23 vs. Queens; Chauncey Wiggins, 3/28/24 vs. Arizona<br><i>5, Gabe DeVoe, 11/24/17 vs. Texas Southern</i>   | 3FG Perfection | 3, Mohamed Diarra, 2/17 vs. NC State<br><i>5, last by Chris Childs, 11/15/21 vs. Bryant</i>   |
| FT             | 10, PJ Hall, 2/3/24 vs. Virginia; Joseph Girard III, 2/24/24 vs. Florida State<br><i>16, Milton Jennings, 1/27/13 vs. Virginia Tech</i>                               | FT             | 10, Armando Bacot, 2/6 at North Carolina<br><i>15, Marcus Georges-Hunt, 3/9/16 at Georgia Tech</i>  |
| FTA            | 12, PJ Hall, 2/3/24 vs. Virginia<br><i>18, Milton Jennings, 1/27/13 vs. Virginia Tech</i>   | FTA            | 12, David Jones, 12/16 at Memphis<br><i>16, Marcus Georges-Hunt, 3/9/16 at Georgia Tech</i>   |
| FT Perfection  | 10, Joseph Girard III, 2/24/24 vs. Florida State<br><i>10, Brevin Galloway, 2/25/23 at NC State; Joseph Girard III, 2/24/24 vs. Florida State</i>                     | FT Perfection  | 8, Sean Pedulla, 1/10 at Virginia Tech; Tae Davis, 3/2 at Notre Dame<br><i>8, Sean Pedulla, 1/10 at Virginia Tech; Tae Davis, 3/2 at Notre Dame</i> |
| Rebounds       | 17, Ian Schieffelin, 12/3/23 at Pittsburgh; PJ Hall, 1/16/24 vs. Georgia Tech<br><i>17, Ian Schieffelin, 12/3/23 at Pittsburgh; PJ Hall, 1/16/24 vs. Georgia Tech</i> | Rebounds       | 16, Armando Bacot, 1/6 vs. North Carolina<br><i>20, John Mooney, 3/9/19 at Notre Dame</i>   |
| Offensive Reb. | 9, PJ Hall, 1/16/24 vs. Georgia Tech<br><i>9, Ian Schieffelin, 11/7 vs. The Citadel; PJ Hall, 1/16/24 vs. Georgia Tech</i>  | Offensive Reb. | 7, Umar Ballo, 3/28 vs. Arizona<br><i>8, Jordan Murphy, 11/30/15 at Minnesota</i>   |
| Assists        | 7, Chase Hunter, 11/24/23 vs. Alcorn State; 2/10/24 at Syracuse<br><i>11, last by Chase Hunter, 2/22/23 vs. Syracuse</i>  | Assists        | 7, Sean Peduall/MJ Collins, 1/10 at Virginia Tech<br><i>13, Kendall Marshall, 2/18/12 at North Carolina</i>   |
| Blocks         | 4, by many (5), last by Ian Schieffelin, 1/6/24 vs. North Carolina<br><i>8, last by Landry Nnoko, 2/6/16 at Virginia Tech</i>   | Blocks         | 4, 2x, last by Kyle Filipowski, 1/27 at Duke<br><i>7, James Banks III, 2/6/19 at Georgia Tech</i>   |
| Steals         | 5, Ian Schieffelin, 1/6/24 vs. North Carolina<br><i>6, Avry Holmes, 2/13/16 vs. Georgia Tech</i>  | Steals         | 4, by many (5), last by Maliq Brown and Justin Taylor, 2/10/24 at Syracuse<br><i>6, Makai Ashton-Langford, 1/31/23 at Boston College</i>            |
| Minutes        | 43, Joseph Girard III, 1/16/24 vs. Georgia Tech<br><i>48, KJ McDaniels, 3/2/14 vs. Maryland</i>   | Minutes        | 43, Kowacie Reeves, 1/16 vs. Georgia Tech<br><i>50, Eric Atkins, 2/11/14 at Notre Dame</i>  |

^ - denotes one overtime period, \* - denotes school record

## 2023-24 TEAM HIGHS & LOWS

| CLEMSON         |  | OPPONENT        |  |
|-----------------|--|-----------------|--|
|                 | HIGHS  |                 | LOWS   |
| Points          | 109, 12/22 vs. Queens .....55, 1/6 vs. North Carolina, 3/13 vs. Boston College           | Points          | 95, 1/3 at Miami (Fla.) ..... 56, 11/6 vs. Winthrop                        |
| 1st Half Points | 69, 12/22 vs. Queens ..... 23, 11/12 vs. Davidson; 12/6 vs. South Carolina               | 1st Half Points | 53, 1/10 vs. Virginia Tech ..... 22, 1/30 vs. Louisville                   |
| 2nd Half Points | 52, 11/28 at Alabama ..... 21, 1/6 vs. North Carolina                                    | 2nd Half Points | 60, 1/3 at Miami (Fla.) ..... 26, 2/21 at Georgia Tech                     |
| 1st Half FG%    | 71.1, 12/22 vs. Queens ..... 29.0, 1/27 at Duke  | 1st Half FG%    | 64.5, 1/10 vs. Virginia Tech ..... 24.2, 1/30 vs. Louisville               |
| 2nd Half FG%    | 70.4, 12/29 vs. Radford ..... 31.4, 2/6 vs. North Carolina                               | 2nd Half FG%    | 75.0, 1/3 at Miami (Fla.) ..... 24.0, 2/21 at Georgia Tech                 |
| Scoring Margin  | +35, 12/29 vs. Radford ..... -15, 1/10 vs. Virginia Tech                                 | FG              | 35, 1/3 at Miami (Fla.) ..... 16, 2/21 at Georgia Tech                     |
| FG              | 43, 12/22 vs. Queens ..... 19, 3/13 vs. Boston College                                   | FGA             | 74, 12/22 vs. Queens .....52, 11/6 vs. Winthrop; 11/24 vs. Alcorn State    |
| FGA             | 70, 2x, last 1/16 vs. Georgia Tech ..... 48, 2/27 vs. Pittsburgh                         | FG%             | 54.4, 1/10 vs. Virginia Tech .....29.7, 3/22 vs. New Mexico                |
| FG%             | 63.2, 12/22 vs. Queens ..... 35.2, 3/13 vs. Boston College                               | 3FG             | 15, 1/16 vs. Georgia Tech ..... 2, 1/30 vs. Louisville                     |
| 3FG             | 14, 2/21 at Georgia Tech ..... 1, 1/6 vs. North Carolina                                 | 3FGA            | 42, 12/22 vs. Queens ..... 14, 11/24 vs. Alcorn State                      |
| 3FGA            | 32, 11/6 vs. Winthrop ..... 14, 2/10 at Syracuse   | 3FG% (Min. 10)  | 54.2, 1/10 vs. Virginia Tech ..... 10.0, 1/30 vs. Louisville               |
| 3FG% (Min. 10)  | 53.3, 11/19 vs. Boise State ..... 5.6, 1/6 vs. North Carolina                            | FT              | 25, 12/9 vs. TCU ..... 4, 2/14 vs. Miami (Fla.)                            |
| FT              | 29, 1/16 vs. Georgia Tech ..... 4, 11/12 vs. Davidson                                    | FTA             | 33, 2x, last 1/27 at Duke ..... 5, 2/14 vs. Miami (Fla.)                   |
| FTA             | 38, 1/16 vs. Georgia Tech ..... 7, 2/21 at Georgia Tech                                  | FT% (Min. 10)   | 100.0, 3/13 vs. Boston College ..... 54.5, 12/3 at Pittsburgh              |
| FT% (Min. 10)   | 100.0, 12/29 vs. Radford ..... 61.1, 11/24 vs. Alcorn State                              | Rebounds        | 48, 1/30 vs. Louisville ..... 13, 12/29 vs. Radford                        |
| Rebounds        | 45, 2x, last 1/16 vs. Georgia Tech ..... 26, 11/10 vs. UAB                               | Offensive Reb.  | 21, 1/30 vs. Louisville ..... 2, 11/24 vs. Alcorn State; 12/29 vs. Radford |
| Offensive Reb.  | 22, 1/16 vs. Georgia Tech ..... 4, 1/30 vs. Louisville                                   | Assists         | 19, 1/3 at Miami (Fla.) ..... 4, 1/30 vs. Louisville; 2/27 vs. Pittsburgh  |
| Rebound Margin  | +32, 12/29 vs. Radford ..... -19, 1/30 vs. Louisville                                    | Turnovers       | 16, 1/30 vs. Louisville ..... 3, 2/27 vs. Pittsburgh                       |
| Assists         | 26, 11/24 vs. Alcorn State ..... 6, 1/6 vs. North Carolina                               | Blocks          | 5, 2x, last 2/17 vs. NC State ..... 0, 3x, last 3/2 at Notre Dame          |
| Turnovers       | 21, 2/10 at Syracuse ..... 4, 2/3 vs. Virginia   | Steals          | 14, 2/10 at Syracuse ..... 0, 2/21 at Georgia Tech                         |
| Blocks          | 9, 1/6 vs. North Carolina; 2/24 vs. Florida State ... 1, 3x, last 2/6 vs. North Carolina | Fouls           | 24, 2/24 vs. Florida State ..... 8, 2/21 at Georgia Tech                   |
| Steals          | 9, 3/9 at Wake Forest ..... 1, 2/27 vs. Pittsburgh                                       |                 |  |
| Fouls           | 24, 12/9 vs. TCU ..... 6, 12/29 vs. Radford; 2/14 vs. Miami (Fla.)                       |                 |  |

## TEAM HIGHS & LOWS UNDER BROWNELL

| CLEMSON         |  | OPPONENT        |   |
|-----------------|--|-----------------|---|
|                 | HIGHS  |                 | LOWS  |
| Points          | 109, 12/22/23 vs. Queens ..... 36, 1/23/18 at Virginia                             | Points          | 109, 2/5/17 at Florida State ..... 35, 12/14/13 vs. Furman                      |
| 1st Half Points | 69, 12/22/23 vs. Queens ..... 10, last on 2/7/13 at Virginia                       | 1st Half Points | 51, 2/5/17 at Florida State ..... 14, last on 11/21/22 vs. Loyola Maryland      |
| 2nd Half Points | 56, last on 1/16/18 at North Carolina ..... 13, last on 1/23/18 at Virginia        | 2nd Half Points | 60, 1/3/24 at Miami (Fla.) ..... 11, 12/20/19 vs. Jacksonville                  |
| 1st Half FG%    | 71.1, 12/22/23 vs. Queens ..... 12.0, 1/8/13 at Duke                               | 1st Half FG%    | 64.0, 3/4/12 at Florida State ..... 17.2, 2/14/13 at Georgia Tech               |
| 2nd Half FG%    | 85.0, 1/12/11 vs. Georgia Tech ..... 23.5, 3/2/11 at Duke                          | 2nd Half FG%    | 75.0, 1/3 at Miami (Fla.) ..... 16.7, 11/13/13 vs. Delaware State               |
| Scoring Margin  | +45, 11/14/14 vs. Florida A&M ..... -48, 2/5/17 at Florida State                   | FG              | 41, 2/5/17 at Florida State ..... 11, 12/17/10 vs. Savannah State               |
| FG              | 43, 12/22/23 vs. Queens ..... 14, last on 12/15/19 vs. South Carolina              | FGA             | 79, 3/2/14 vs. Maryland ..... 38, 2/25/14 at Wake Forest                        |
| FGA             | 73, 3/4/12 at Florida State ..... 33, 1/12/13 vs. Virginia                         | FG%             | 66.1, 2/5/17 at Florida State ..... 22.9, 12/17/10 vs. Savannah State           |
| FG%             | 69.2, 1/12/11 vs. Georgia Tech ..... 25.9, 1/12/19 vs. Virginia                    | 3FG             | 19, 12/8/18 vs. Mississippi State ..... 1, last on 2/13/16 vs. Georgia Tech     |
| 3FG             | 15, 1/30/18 vs. North Carolina ..... 0, last on 1/26/19 at NC State                | 3FGA            | 42, 12/22/23 vs. Queens ..... 9, last on 11/23/12 vs. UTEP                      |
| 3FGA            | 36, last on 2/21/18 at Virginia Tech ..... 7, 1/26/19 at NC State                  | 3FG% (Min. 10)  | 72.7, 2/7/12 vs. Maryland ..... 7.7, 11/13/13 vs. Delaware State                |
| 3FG% (Min. 10)  | 78.6, 1/12/11 vs. Georgia Tech ..... 5.6, 1/6 vs. North Carolina                   | FT              | 25, last on 2/15/22 at Florida State ..... 1, last on 12/23/12 vs. SC State     |
| FT              | 32, 1/10/16 vs. Louisville ..... 0, last on 1/25/22 at Duke                        | FTA             | 35, 1/22/11 at Maryland ..... 1, 2/14/12 vs. Virginia                           |
| FTA             | 46, 11/12/10 vs. Western Carolina ..... 1, last on 1/25/22 at Duke                 | FT% (Min. 10)   | 100.0, 3/13/24 vs. Boston College ..... 18.2, 11/22/13 vs. Davidson             |
| FT% (Min. 10)   | 100.0, 1/31/23 at Boston College (16-16) ..... 38.5, 2/25/14 at Wake Forest (5-13) | Rebounds        | 63, 3/2/14 vs. Maryland ..... 13, 12/29/23 vs. Radford                          |
| Rebounds        | 51, last on 12/18/21 vs. South Carolina ..... 19, 1/31/12 at Virginia              | Offensive Reb.  | 24, 1/10/16 vs. Louisville ..... 1, 1/12/12 at Boston College                   |
| Offensive Reb.  | 23, last on 12/13/16 vs. SC State ..... 2, 1/19/16 at Virginia                     | Assists         | 26, 2/5/17 at Florida State ..... 2, 12/18/18 vs. Charleston Southern           |
| Rebound Margin  | +32, 12/29/23 vs. Radford ..... -22, 1/10/16 vs. Louisville                        | Turnovers       | 25, 1/1/13 vs. The Citadel ..... 4, 11/21/13 vs. Temple                         |
| Assists         | 28, 2/22/23 vs. Syracuse ..... 3, last on 2/13/16 vs. Georgia Tech                 | Blocks          | 11, 12/22/21 at Virginia ..... 0, last on 1/13/24 vs. Boston College            |
| Turnovers       | 22, 2/5/17 at Florida State ..... 1, 2/20/16 at NC State                           | Steals          | 17, 12/12/20 vs. Alabama ..... 0, 11/17/17 vs. Hofstra; 2/21/24 at Georgia Tech |
| Blocks          | 12, last on 11/17/13 vs. South Carolina ..... 0, last on 3/2/13 at Virginia Tech   | Fouls           | 32, 11/12/10 vs. Western Carolina ..... 6, 12/29/23 vs. Radford                 |
| Steals          | 16, 1/1/13 vs. The Citadel ..... 0, last on 1/11/18 at NC State                    |                 |   |
| Fouls           | 26, 1/17/23 at Wake Forest ..... 5, 12/13/16 vs. SC State                          |                 |   |





# SEASON STATISTICS



## 2023-24 Clemson Men's Basketball Combined Team Statistics All games

Page 1/1  
as of Mar 31, 2024

### Game Records

| Record         | Overall | Home | Away | Neutral |
|----------------|---------|------|------|---------|
| ALL GAMES      | 24-12   | 12-4 | 6-6  | 6-2     |
| CONFERENCE     | 11-9    | 6-4  | 5-5  | 0-0     |
| NON-CONFERENCE | 13-3    | 6-0  | 1-1  | 6-2     |

### Score by Periods

| Team      | 1st  | 2nd  | OT | TOT  |
|-----------|------|------|----|------|
| Clemson   | 1315 | 1451 | 19 | 2785 |
| Opponents | 1159 | 1382 | 22 | 2563 |

### Team Box Score

| No.              | Player             | Total     |             |      | 3-Point         |             |                | F-Throw     |                | Rebounds    |            |            |             | Other       |            |           |            |            |            |            |             |             |
|------------------|--------------------|-----------|-------------|------|-----------------|-------------|----------------|-------------|----------------|-------------|------------|------------|-------------|-------------|------------|-----------|------------|------------|------------|------------|-------------|-------------|
|                  |                    | GP-GS     | MIN         | AVG  | FG-FGA          | FG%         | 3FG-3FGA       | 3FG%        | FT-FTA         | FT%         | OFF        | DEF        | TOT         | AVG         | PF         | DQ        | A          | TO         | BLK        | STL        | PTS         | AVG         |
| 24               | HALL, PJ           | 36-36     | 1040:27     | 28.9 | 240-492         | .488        | 52-165         | .315        | 127-163        | .779        | 57         | 174        | 231         | 6.4         | 113        | 8         | 51         | 67         | 51         | 28         | 659         | 18.3        |
| 11               | GIRARD III, Joseph | 36-36     | 1182:18     | 32.8 | 162-377         | .430        | 105-254        | .413        | 115-123        | .935        | 8          | 107        | 115         | 3.2         | 51         | 0         | 105        | 55         | 4          | 22         | 544         | 15.1        |
| 1                | HUNTER, Chase      | 36-36     | 1182:22     | 32.8 | 160-377         | .424        | 47-151         | .311        | 96-113         | .850        | 18         | 76         | 94          | 2.6         | 64         | 0         | 116        | 64         | 12         | 26         | 463         | 12.9        |
| 4                | SCHIEFFELIN, Ian   | 36-36     | 989:02      | 27.5 | 137-243         | .564        | 23-49          | .469        | 68-93          | .731        | 99         | 241        | 340         | 9.4         | 95         | 2         | 80         | 45         | 18         | 21         | 365         | 10.1        |
| 10               | GODFREY, RJ        | 36-0      | 556:47      | 15.5 | 92-155          | .594        | 3-7            | .429        | 32-51          | .627        | 33         | 88         | 121         | 3.4         | 80         | 2         | 28         | 33         | 22         | 17         | 219         | 6.1         |
| 21               | WIGGINS, Chauncey  | 36-18     | 638:35      | 17.7 | 76-172          | .442        | 29-83          | .349        | 15-21          | .714        | 19         | 57         | 76          | 2.1         | 46         | 0         | 33         | 26         | 10         | 6          | 196         | 5.4         |
| 12               | HEMENWAY, Alex     | 5-0       | 78:03       | 15.6 | 8-21            | .381        | 8-19           | .421        | 2-4            | .500        | 0          | 3          | 3           | 0.6         | 5          | 0         | 7          | 4          | 1          | 2          | 26          | 5.2         |
| 5                | CLARK, Jack        | 25-17     | 587:55      | 23.5 | 41-103          | .398        | 16-53          | .302        | 20-26          | .769        | 31         | 91         | 122         | 4.9         | 40         | 0         | 35         | 14         | 13         | 20         | 118         | 4.7         |
| 0                | BEADLE, Josh       | 32-0      | 347:03      | 10.8 | 35-74           | .473        | 3-21           | .143        | 22-32          | .688        | 4          | 26         | 30          | 0.9         | 32         | 0         | 26         | 20         | 1          | 6          | 95          | 3.0         |
| 2                | HUNTER, Dillon     | 36-1      | 530:15      | 14.7 | 33-84           | .393        | 9-35           | .257        | 8-19           | .421        | 7          | 51         | 58          | 1.6         | 42         | 1         | 46         | 14         | 2          | 15         | 83          | 2.3         |
| 33               | LEYTE, Bas         | 20-0      | 90:34       | 4.5  | 6-11            | .545        | 1-3            | .333        | 2-5            | .400        | 5          | 11         | 16          | 0.8         | 15         | 0         | 6          | 4          | 4          | 1          | 15          | 0.8         |
| 13               | LATIFF, Andrew     | 5-0       | 07:56       | 1.6  | 1-4             | .250        | 0-3            | .000        | 0-0            | .000        | 1          | 3          | 4           | 0.8         | 0          | 0         | 0          | 1          | 0          | 0          | 2           | 0.4         |
| 32               | NAUSEEF, Daniel    | 5-0       | 09:27       | 1.9  | 0-1             | .000        | 0-1            | .000        | 0-0            | .000        | 0          | 3          | 3           | 0.6         | 2          | 0         | 0          | 0          | 0          | 0          | 0           | 0.0         |
| 20               | KELLY, Matt        | 5-0       | 09:13       | 1.8  | 0-1             | .000        | 0-0            | .000        | 0-0            | .000        | 0          | 0          | 0           | 0.0         | 0          | 0         | 0          | 1          | 0          | 1          | 0           | 0.0         |
| Team             |                    |           |             |      |                 |             |                |             |                |             | 44         | 51         | 95          |             |            |           |            | 15         |            |            |             |             |
| <b>Total</b>     |                    | <b>36</b> | <b>7250</b> |      | <b>991-2115</b> | <b>.469</b> | <b>296-844</b> | <b>.351</b> | <b>507-650</b> | <b>.780</b> | <b>326</b> | <b>982</b> | <b>1308</b> | <b>36.3</b> | <b>585</b> | <b>13</b> | <b>533</b> | <b>363</b> | <b>138</b> | <b>165</b> | <b>2785</b> | <b>77.4</b> |
| <b>Opponents</b> |                    | <b>36</b> | <b>7250</b> |      | <b>885-2140</b> | <b>.414</b> | <b>291-879</b> | <b>.331</b> | <b>502-686</b> | <b>.732</b> | <b>355</b> | <b>871</b> | <b>1226</b> | <b>34.1</b> | <b>573</b> | <b>13</b> | <b>396</b> | <b>341</b> | <b>90</b>  | <b>218</b> | <b>2563</b> | <b>71.2</b> |

### Team Statistics

|                        | CU              | OPP             |
|------------------------|-----------------|-----------------|
| <b>Scoring</b>         | <b>2785</b>     | <b>2563</b>     |
| Points per game        | 77.4            | 71.2            |
| Scoring margin         | +6.2            | -               |
| <b>Field goals-att</b> | <b>991-2115</b> | <b>885-2140</b> |
| Field goal pct         | .469            | .414            |
| <b>3 point fg-att</b>  | <b>296-844</b>  | <b>291-879</b>  |
| 3-point FG pct         | .351            | .331            |
| 3-pt FG made per game  | 8.2             | 8.1             |
| <b>Free throws-att</b> | <b>507-650</b>  | <b>502-686</b>  |
| Free throw pct         | .780            | .732            |
| F-Throws made per game | 14.1            | 13.9            |
| <b>Rebounds</b>        | <b>1308</b>     | <b>1226</b>     |
| Rebounds per game      | 36.3            | 34.1            |
| Rebounding margin      | +2.3            | -               |
| <b>Assists</b>         | <b>533</b>      | <b>396</b>      |
| Assists per game       | 14.8            | 11.0            |
| <b>Turnovers</b>       | <b>363</b>      | <b>341</b>      |
| Turnovers per game     | 10.1            | 9.5             |
| Turnover margin        | -0.6            | -               |
| Assist/turnover ratio  | 1.5             | 1.2             |
| <b>Steals</b>          | <b>165</b>      | <b>218</b>      |
| Steals per game        | 4.6             | 6.1             |
| <b>Blocks</b>          | <b>138</b>      | <b>90</b>       |
| Blocks per game        | 3.8             | 2.5             |
| <b>Winning streak</b>  | <b>0</b>        | <b>-</b>        |
| Home win streak        | 3               | -               |
| <b>Attendance</b>      | <b>123289</b>   | <b>136469</b>   |
| Home games-Avg/Game    | 16-7706         | 12-11372        |
| Neutral site-Avg/Game  | -               | 8-11286         |

### Team Results

| Date       | Opponent          |      | Score  | Att.  |
|------------|-------------------|------|--------|-------|
| 11/06/2023 | Winthrop          | W    | 78-56  | 6361  |
| 11/10/2023 | vs UAB            | W    | 77-76  | 3319  |
| 11/12/2023 | vs Davidson       | W    | 68-65  | 3129  |
| 11/19/2023 | Boise St.         | W    | 85-68  | 5748  |
| 11/24/2023 | Alcorn            | W    | 90-69  | 5791  |
| 11/28/2023 | at Alabama        | W    | 85-77  | 10725 |
| 12/03/2023 | at Pittsburgh     | W    | 79-70  | 7713  |
| 12/06/2023 | South Carolina    | W    | 72-67  | 9000  |
| 12/09/2023 | vs TCU            | W    | 74-66  | 5281  |
| 12/16/2023 | at Memphis        | L    | 77-79  | 15052 |
| 12/22/2023 | Queens (NC)       | W    | 109-79 | 6871  |
| 12/29/2023 | Radford           | W    | 93-58  | 7276  |
| 01/03/2024 | at Miami (FL)     | L    | 82-95  | 6800  |
| 01/06/2024 | North Carolina    | L    | 55-65  | 9000  |
| 01/10/2024 | at Virginia Tech  | L    | 72-87  | 8925  |
| 01/13/2024 | Boston College    | W    | 89-78  | 8708  |
| 01/16/2024 | Georgia Tech      | Lot2 | 90-93  | 7217  |
| 01/20/2024 | at Florida St.    | W    | 78-67  | 10033 |
| 01/27/2024 | at Duke           | L    | 71-72  | 9314  |
| 01/30/2024 | Louisville        | W    | 70-64  | 6760  |
| 02/03/2024 | Virginia          | L    | 65-66  | 9000  |
| 02/06/2024 | at North Carolina | W    | 80-76  | 20689 |
| 02/10/2024 | at Syracuse       | W    | 77-68  | 23050 |
| 02/14/2024 | Miami (FL)        | W    | 77-60  | 7211  |
| 02/17/2024 | NC State          | L    | 77-78  | 9000  |
| 02/21/2024 | at Georgia Tech   | W    | 81-57  | 4567  |
| 02/24/2024 | Florida St.       | W    | 74-63  | 9000  |
| 02/27/2024 | Pittsburgh        | W    | 69-62  | 7346  |
| 03/02/2024 | at Notre Dame     | L    | 62-69  | 7313  |
| 03/05/2024 | Syracuse          | W    | 90-75  | 9000  |
| 03/09/2024 | at Wake Forest    | L    | 76-81  | 12288 |
| 03/13/2024 | vs Boston College | L    | 55-76  | 13445 |
| 03/22/2024 | vs New Mexico     | W    | 77-56  | 12754 |
| 03/24/2024 | vs Baylor         | W    | 72-64  | 13506 |
| 03/28/2024 | vs Arizona        | W    | 77-72  | 19625 |
| 03/30/2024 | vs Alabama        | L    | 82-89  | 19227 |

# ACC STATISTICS



## 2023-24 Clemson Men's Basketball Combined Team Statistics In Conference games

Page 1/1  
as of Mar 14, 2024

### Game Records

| Record         | Overall | Home | Away | Neutral |
|----------------|---------|------|------|---------|
| ALL GAMES      | 11-9    | 6-4  | 5-5  | 0-0     |
| CONFERENCE     | 11-9    | 6-4  | 5-5  | 0-0     |
| NON-CONFERENCE | 0-0     | 0-0  | 0-0  | 0-0     |

### Score by Periods

| Team      | 1st | 2nd | OT | TOT  |
|-----------|-----|-----|----|------|
| Clemson   | 706 | 789 | 19 | 1514 |
| Opponents | 643 | 781 | 22 | 1446 |

### Team Box Score

| No.              | Player             |           |             |      | Total           |             | 3-Point        |             | F-Throw        |             | Rebounds   |            |            |             |            |          |            |            |           |            |             |             |
|------------------|--------------------|-----------|-------------|------|-----------------|-------------|----------------|-------------|----------------|-------------|------------|------------|------------|-------------|------------|----------|------------|------------|-----------|------------|-------------|-------------|
|                  |                    | GP-GS     | MIN         | AVG  | FG-FGA          | FG%         | 3FG-3FGA       | 3FG%        | FT-FTA         | FT%         | OFF        | DEF        | TOT        | AVG         | PF         | DQ       | A          | TO         | BLK       | STL        | PTS         | AVG         |
| 24               | HALL, PJ           | 20-20     | 616:31      | 30.8 | 127-280         | .454        | 29-101         | .287        | 75-97          | .773        | 32         | 113        | 145        | 7.3         | 63         | 5        | 24         | 38         | 21        | 15         | 358         | 17.9        |
| 11               | GIRARD III, Joseph | 20-20     | 670:07      | 33.5 | 92-214          | .430        | 61-145         | .421        | 81-83          | .976        | 5          | 50         | 55         | 2.8         | 28         | 0        | 47         | 35         | 3         | 13         | 326         | 16.3        |
| 1                | HUNTER, Chase      | 20-20     | 677:15      | 33.9 | 89-207          | .430        | 26-83          | .313        | 58-66          | .879        | 10         | 37         | 47         | 2.4         | 37         | 0        | 55         | 34         | 5         | 11         | 262         | 13.1        |
| 4                | SCHIEFFELIN, Ian   | 20-20     | 565:16      | 28.3 | 78-134          | .582        | 12-24          | .500        | 41-51          | .804        | 60         | 139        | 199        | 10.0        | 58         | 2        | 42         | 26         | 8         | 15         | 209         | 10.5        |
| 21               | WIGGINS, Chauncey  | 20-10     | 367:02      | 18.4 | 38-94           | .404        | 16-50          | .320        | 8-11           | .727        | 11         | 29         | 40         | 2.0         | 25         | 0        | 20         | 11         | 7         | 4          | 100         | 5.0         |
| 5                | CLARK, Jack        | 14-9      | 353:44      | 25.3 | 24-62           | .387        | 10-33          | .303        | 9-11           | .818        | 17         | 64         | 81         | 5.8         | 21         | 0        | 24         | 11         | 8         | 13         | 67          | 4.8         |
| 10               | GODFREY, RJ        | 20-0      | 285:48      | 14.3 | 39-68           | .574        | 1-4            | .250        | 13-22          | .591        | 12         | 40         | 52         | 2.6         | 33         | 0        | 13         | 15         | 7         | 8          | 92          | 4.6         |
| 0                | BEADLE, Josh       | 19-0      | 227:28      | 12.0 | 20-50           | .400        | 1-16           | .063        | 15-20          | .750        | 3          | 16         | 19         | 1.0         | 18         | 0        | 21         | 14         | 1         | 2          | 56          | 2.9         |
| 2                | HUNTER, Dillon     | 20-1      | 257:11      | 12.9 | 17-41           | .415        | 3-14           | .214        | 3-11           | .273        | 3          | 18         | 21         | 1.1         | 20         | 1        | 15         | 6          | 2         | 7          | 40          | 2.0         |
| 33               | LEYTE, Bas         | 9-0       | 29:38       | 3.3  | 2-5             | .400        | 0-2            | .000        | 0-0            | .000        | 1          | 2          | 3          | 0.3         | 7          | 0        | 2          | 1          | 3         | 0          | 4           | 0.4         |
| Team             |                    |           |             |      |                 |             |                |             |                |             | 26         | 23         | 49         |             |            |          |            | 8          |           |            |             |             |
| <b>Total</b>     |                    | <b>20</b> | <b>4050</b> |      | <b>526-1155</b> | <b>.455</b> | <b>159-472</b> | <b>.337</b> | <b>303-372</b> | <b>.815</b> | <b>180</b> | <b>531</b> | <b>711</b> | <b>35.6</b> | <b>310</b> | <b>8</b> | <b>263</b> | <b>199</b> | <b>65</b> | <b>88</b>  | <b>1514</b> | <b>75.7</b> |
| <b>Opponents</b> |                    | <b>20</b> | <b>4050</b> |      | <b>507-1178</b> | <b>.430</b> | <b>166-466</b> | <b>.356</b> | <b>266-359</b> | <b>.741</b> | <b>179</b> | <b>486</b> | <b>665</b> | <b>33.3</b> | <b>315</b> | <b>9</b> | <b>221</b> | <b>181</b> | <b>49</b> | <b>118</b> | <b>1446</b> | <b>72.3</b> |

### Team Statistics

|                        | CU              | OPP             |
|------------------------|-----------------|-----------------|
| <b>Scoring</b>         | <b>1514</b>     | <b>1446</b>     |
| Points per game        | 75.7            | 72.3            |
| Scoring margin         | +3.4            | -               |
| <b>Field goals-att</b> | <b>526-1155</b> | <b>507-1178</b> |
| Field goal pct         | .455            | .430            |
| <b>3 point fg-att</b>  | <b>159-472</b>  | <b>166-466</b>  |
| 3-point FG pct         | .337            | .356            |
| 3-pt FG made per game  | 8.0             | 8.3             |
| <b>Free throws-att</b> | <b>303-372</b>  | <b>266-359</b>  |
| Free throw pct         | .815            | .741            |
| F-Throws made per game | 15.2            | 13.3            |
| <b>Rebounds</b>        | <b>711</b>      | <b>665</b>      |
| Rebounds per game      | 35.6            | 33.3            |
| Rebounding margin      | +2.3            | -               |
| <b>Assists</b>         | <b>263</b>      | <b>221</b>      |
| Assists per game       | 13.2            | 11.1            |
| <b>Turnovers</b>       | <b>199</b>      | <b>181</b>      |
| Turnovers per game     | 10.0            | 9.1             |
| Turnover margin        | -0.9            | -               |
| Assist/turnover ratio  | 1.3             | 1.2             |
| <b>Steals</b>          | <b>88</b>       | <b>118</b>      |
| Steals per game        | 4.4             | 5.9             |
| <b>Blocks</b>          | <b>65</b>       | <b>49</b>       |
| Blocks per game        | 3.3             | 2.5             |
| <b>Winning streak</b>  | <b>0</b>        | <b>-</b>        |
| Home win streak        | 3               | -               |
| <b>Attendance</b>      | <b>82242</b>    | <b>110692</b>   |
| Home games-Avg/Game    | 10-8224         | 10-11069        |
| Neutral site-Avg/Game  | -               | 0-0             |

### Team Results

| Date       | Opponent          |      | Score | Att.  |
|------------|-------------------|------|-------|-------|
| 12/03/2023 | at Pittsburgh     | W    | 79-70 | 7713  |
| 01/03/2024 | at Miami (FL)     | L    | 82-95 | 6800  |
| 01/06/2024 | North Carolina    | L    | 55-65 | 9000  |
| 01/10/2024 | at Virginia Tech  | L    | 72-87 | 8925  |
| 01/13/2024 | Boston College    | W    | 89-78 | 8708  |
| 01/16/2024 | Georgia Tech      | Lot2 | 90-93 | 7217  |
| 01/20/2024 | at Florida St.    | W    | 78-67 | 10033 |
| 01/27/2024 | at Duke           | L    | 71-72 | 9314  |
| 01/30/2024 | Louisville        | W    | 70-64 | 6760  |
| 02/03/2024 | Virginia          | L    | 65-66 | 9000  |
| 02/06/2024 | at North Carolina | W    | 80-76 | 20689 |
| 02/10/2024 | at Syracuse       | W    | 77-68 | 23050 |
| 02/14/2024 | Miami (FL)        | W    | 77-60 | 7211  |
| 02/17/2024 | NC State          | L    | 77-78 | 9000  |
| 02/21/2024 | at Georgia Tech   | W    | 81-57 | 4567  |
| 02/24/2024 | Florida St.       | W    | 74-63 | 9000  |
| 02/27/2024 | Pittsburgh        | W    | 69-62 | 7346  |
| 03/02/2024 | at Notre Dame     | L    | 62-69 | 7313  |
| 03/05/2024 | Syracuse          | W    | 90-75 | 9000  |
| 03/09/2024 | at Wake Forest    | L    | 76-81 | 12288 |

