

IAN
SCHIEFFELIN

CHASE
HUNTER

CLEMSON

4

2024-25 MEDIA GUIDE

CLEMSON

BASKETBALL

CLEMSONTIGERS.COM

    @ClemsonMBB

  GRIT



BRAD BROWNELL

HEAD COACH

All-time winningest coach in Clemson history with 265 wins entering the 2024-25 season.

Led Clemson to its second Elite Eight in program history in 2023-24.

One of just 24 schools to achieve at least one Sweet 16 and one Elite Eight in separate years since 2018.

The 24 wins last season were tied for the fourth-most in school history.

Coached the Tigers to their most successful consecutive seasons in ACC play in program history. Clemson is 25-15 (.625) over the last two years.

Defeated 9 NCAA Tournament teams in 2023-24 – the most in a season in school history. Seven of those were away from home – most in school history.

Coached PJ Hall – All-ACC First Team player and current Denver Nugget. Hall and Hunter Tyson are the first Clemson Tigers to earn First Team honors in consecutive seasons.

Won a Clemson record 14 conference games in 2022-23.

Tied regular season record with 15 wins at home in 2022-23.

Coached All-ACC First Team player, NBA Draft Pick and current Denver Nugget Hunter Tyson.

Coached the United States (with Clemson representing) to the 2019 World University Games Gold Medal. The first for the USA since 2015 and just the second since 2005.

Coached the Tigers to their fourth NCAA Sweet 16 in program history in 2018.

2018 Sports Illustrated College Coach of the Year.

25 wins in 2017-18 tied a program record for wins in a season; .714 winning percentage is tied for fifth.

His teams own the top four scoring defenses in the ACC era (1953-present).

Coached KJ McDaniels, 2014 ACC Defensive Player of the Year.

Every senior under Brownell has earned his undergraduate degree from Clemson.

TABLE OF CONTENTS

GENERAL INFORMATION

2024-25 Quick Facts	2
Media Information	3
2024-25 Roster	4
Littlejohn Coliseum	6-7
Gameday Atmosphere	8-9
In the Spotlight	10-11
Strongman Competition	12-13
Tigers in the NCAA Tournament	14-15
Raising the Bar	58-61

PLAYER BIOS

Veteran Bios	16-41
Rookie Bios	42

COACHING & SUPPORT STAFF

Brad Brownell, Head Coach	43-44
Brownell vs. All Competition	45
Billy Donlon, Associate Head Coach	46
Sean Dixon, Assistant Coach	47
Dick Bender, Assistant Coach	48
Andy Assaley, Director of Basketball Operations	49
Preston Greene, Director of Strength and Conditioning	50
Jeff Reynolds/Terrell McIntyre	51
Lucas McKay, Director of Recruiting	52
Support Staff	53-54

CLEMSON ADMINISTRATION

James P. Clements, President	55
Graham Neff, Director of Athletics	56

THIS IS TIGER BASKETBALL

Clemson Radio Network	57
Student-Athlete Enrichment	62-63
Littlejohn Coliseum	64-65
NBA Influence	66
NBA Draft History	67
Tradition By Position	68-70

2023-24 YEAR IN REVIEW

Final Statistics	72
Superlatives	73
2023-24 Game-By-Game Statistics	74
2024 NCAA Tournament Statistics	75
Box Scores	76-84
2023-24 Final Notes	85-86

CLEMSON RECORDS

Individual Records	88-90
Individual Game Bests	91-94
Individual Season Bests	95-96
Yearly Leaders	97-99
Class Records	100-101
Career Records	102-104
Team Records	105
Team Game Bests	106-108
Team Season Bests	109
Winning Streaks	110
Statistical Trends	110-111
NCAA Tournament Records	112-113
ACC Tournament Records	114-115
NIT Results and Records	116
ACC Single-Game Bests	117
Statistical Rankings	117
Record by Day	118

Record Versus Ranked Teams	118
Record by Month	119
Weekly Poll History	119
Honors and Awards	120-123
Former Head Coaches	124-125
Coaching Records	126
All-Time NBA Tigers	127
Letterwinners	128-129
Starting Lineups	130-136
ACC Era Player Statistics	137-141
All-ACC Player Statistics	142-145
Year-by-Year Record	146
Yearly ACC Results	147
Overcoming 10-Point Deficits	147
Comeback Victories	148
All-Time Wins Over Top-25 Teams	149
Overtime Games	150
Victory Margins	151
Against All Competition	152-153
Against All Conferences	154-155
Last Second Victories	156
Littlejohn Coliseum Records	157-158
2024-25 Opponents' Series History	159-163
Last Time it Happened	164-165
All-Time Results	166-176



LITTLEJOHN COLISEUM - PAGES 64,65

2024-25 SCHEDULE

Date	Day	Opponent	Time
Nov. 4	Mon.	Charleston Southern	7 p.m.
Nov. 8	Fri.	Saint Francis	7 p.m.
Nov. 12	Tues.	Eastern Kentucky	7 p.m.
Nov. 17	Sun.	at Boise State	1:30 p.m.
Nov. 21	Thurs.	Radford	7 p.m.
Nov. 25	Mon.	# vs. San Francisco	6:30 p.m.
Nov. 26	Tues.	# vs. Penn State/Fordham	TBD
Nov. 29	Fri.	Florida A&M	7 p.m.
Dec. 3	Tues.	^ Kentucky	9:30 p.m.
Dec. 7	Sat.	* at Miami (Fla.)	12 p.m.
Dec. 14	Sat.	Memphis	11 a.m.
Dec. 17	Tues.	at South Carolina	7 p.m.
Dec. 21	Sat.	* Wake Forest	2:30 p.m.
Jan. 1	Wed.	* Stanford	4 p.m.
Jan. 4	Sat.	* California	8:30 p.m.
Jan. 8	Wed.	* at Louisville	7 p.m.
Jan. 11	Sat.	* Florida State	2 p.m.
Jan. 14	Tues.	* at Georgia Tech	9 p.m.
Jan. 18	Sat.	* at Pittsburgh	12 p.m.
Jan. 22	Wed.	* Syracuse	7 p.m.
Jan. 25	Sat.	* at Virginia Tech	5 p.m.
Feb. 1	Sat.	* at NC State	1:30 p.m.
Feb. 4	Tues.	* Georgia Tech	9 p.m.
Feb. 8	Sat.	* Duke	6 p.m.
Feb. 10	Mon.	* North Carolina	7 p.m.
Feb. 15	Sat.	* at Florida State	12 p.m.
Feb. 22	Sat.	* at SMU	4 p.m.
Feb. 26	Wed.	* Notre Dame	7 p.m.
March 1	Sat.	* at Virginia	12 p.m.
March 5	Wed.	* at Boston College	7 p.m.
March 8	Sat.	* Virginia Tech	6 p.m.
March 11-15	Tue-Sat.	! New York Life ACC Tournament	TBA

Note: All times are ET; home games in bold; # — Sunshine Slam (Daytona Beach, Fla.); ^ — ACC/SEC Challenge; * — ACC regular season game; ! — Charlotte, N.C. (Spectrum Center)

MEDIA GUIDE CREDITS

Written and edited by Ben Winterrowd. Editorial assistance by Tim Bourret. Photography by Carl Ackerman, Makenna Biehl, Ashley Jones, Jessica Jones, Craig Mahaffey, Bradley Moore, David Platt, Dawson Powers, Allen Randall, Vern Verna, Madison Williams, Ben Winterrowd. Cover designs by Zeke Armijo. Printed by Martin Printing.

QUICK FACTS

GENERAL INFORMATION

Location:	Clemson, SC 29633
Founded:	1889
Enrollment:	27,341
President:	James P. Clements (UMBC '85)
Director of Athletics:	Graham Neff (Georgia Tech '06)
Conference:	Atlantic Coast
Nickname:	Tigers
Colors:	Tiger Orange & Regalia
Arena:	Littlejohn Coliseum (9,000)
Web:	ClemsonTigers.com
Twitter / Instagram	@ClemsonMBB

MEN'S BASKETBALL STAFF

Head Coach

Brad Brownell (DePauw '91)
Clemson record: 265-189 (14 years)
Overall record: 432-274 (22 years)

Associate Head Coach

Billy Donlon (UNC Wilmington '99)

Assistant Coach

Sean Dixon (Presbyterian '07)

Assistant Coach

Dick Bender (West Maryland '86)

Director of Operations

Andy Assaley (Cincinnati '96)

Director of Basketball Strength & Conditioning

Preston Greene (Clemson '99)

Director of Recruiting

Lucas McKay (UNC Wilmington '06)

Director of Player Development

Terrell McIntyre (Clemson '15)

Special Assistant to the Head Coach

Jeff Reynolds (UNC Greensboro '78)

Video Coordinator

AJ Morris (Alcorn State, '22)

Athletic Trainer

Brad Crowe (Grand Valley State '10)

Director of Basketball Performance Nutrition

Michelle Sweeney (UC Davis '18)

Assistant Director of Basketball Sport Performance

Wells Hoag (Clemson, '22)

Graduate Managers

Joel Dance (Clemson '23)

Kameron Langley (N.C. A&T, '22)

ATHLETIC COMMUNICATIONS STAFF

Associate Director of Communications, Men's Basketball Contact

Ben Winterrowd (Western Illinois '11) C: 630-862-8828

Email: winter@clemsion.edu

Secondary Men's Basketball Contact

Mikaela Carroll (Clemson '25) Email: mcarro9@clemsion.edu

Associate AD/Communications and Strategic Initiatives

Jeff Kallin (Clemson, '07) C: 508-944-3859

Email: kallin@clemsion.edu

Mailing Address: P.O. Box 31, Clemson, SC 29633

Overnight Address: 100 Perimeter Road, Clemson, SC 29633

CLEMSON TIGERS RADIO NETWORK

Play-by-Play: Don Munson

Color Analyst: Tim Bourret

Engineer: Ben Milstead

2024-25 PERSONNEL BREAKDOWN

Lettermen Returning: 9

Name	Pos	Hgt	Wgt	Cl.	PPG	RPG	FG%	FT%
Chase Hunter	G	6-4.5	202	Gr.	12.9	2.6	.424	.850
Ian Schieffelin	F	6-8	240	Sr.	10.1	9.4	.564	.731
Chauncey Wiggins	F	6-10.5	216	Jr.	5.4	2.1	.442	.714
Dillon Hunter	G	6-3.5	192	Jr.	2.3	1.6	.393	.421
Andrew Latiff	G	6-5	195	Sr.	0.4	0.8	.250	.000
Daniel Nauseef	F	6-7	220	Sr.	0.0	0.6	.000	.000
Matt Kelly	G	6-2	175	Sr.	0.0	0.0	.000	.000
Jake Heidbreder	G	6-5.5	186	RJr.			REDSHIRT	
Asa Thomas	F	6-7	200	RFr.			REDSHIRT	

Newcomers: 8

Name	Cl.	Pos	Hgt	Wgt
Ace Buckner	Fr.	G	6-3	170
Myles Foster	Gr.	F	6-7	245
Del Jones	Fr.	G	6-2.5	187
Viktor Lakhin	RSr.	C	6-11	245
Christian Reeves	RSo.	C	7-2	253
Jackson Roberts	Fr.	F/C	6-11	247
Dallas Thomas	Fr.	F	6-9	170
Jaeden Zackery	Gr.	G	6-1	218

Lettermen Lost: 7

Name	Pos	Hgt	Wgt	PPG	RPG	FG%	FT%
PJ Hall	C	6-10.5	238	18.3	6.4	.488	.779
Joseph Girard III	G	6-2	189	15.1	3.2	.430	.935
RJ Godfrey	F	6-8	228	6.1	3.4	.594	.627
Alex Hemenway	G	6-4	192	5.2	0.6	.381	.500
Jack Clark	F	6-10	207	4.7	4.9	.398	.769
Josh Beadle	G	6-3.5	180	3.0	0.9	.473	.688
Bas Leyte	F/C	6-10.5	225	0.8	0.8	.545	.400

Starters Returning: 2 (Hunter, Schieffelin)

Starters Lost: 3 (Hall, Girard III, Clark)

Top Returning Scorer: Chase Hunter (12.9 ppg)

Top Returning Rebounder: Ian Schieffelin (9.4 rpg)

Top Returning Assist Maker: Chase Hunter (11.6)

Top Returning FG Shooter: Ian Schieffelin (.564, min. 100 attempts)

Top Returning 3-Point Shooter: Chauncey Wiggins (.349, min. 50 attempts)

Top Returning FT Shooter: Chase Hunter (.850, min. 30 attempts)

Top Returning Shot Blocker: Ian Schieffelin (18)

Top Returnee in Steals: Chase Hunter (26)

2024-25 ROSTER BREAKDOWN

By Class: 3 graduates, 5 seniors, 3 juniors, 1 sophomore, 5 freshmen

By State: Georgia 4, South Carolina 2, Arkansas 1, Florida 1, Indiana 1, Illinois 1, Maryland 1, New York 1, North Carolina 1, Ohio 1, Texas 1, Wisconsin 1

By Country: United States 16, Russia 1

2023-24 SEASON REVIEW

Overall Record: 24-12

ACC Record: 11-9 (5th)

Postseason: NCAA, Elite Eight

Associated Press Final Ranking: 14

USA Today Final Ranking: 15

ALL-TIME POSTSEASON PLAY

Overall NCAA Appearances: 14

Overall NCAA Tournament Record: 14-14

Last NCAA Appearance/Result: 2024, lost to Alabama in the Elite Eight, 82-87

Overall NIT Appearances: 13

Overall NIT Record: 19-18

Last NIT Appearance/Result: 2023/First Round



MEDIA INFORMATION

CLEMSON STRATEGIC COMMUNICATIONS AND PUBLICITY

Office Address: P.O. Box 31; Clemson, SC 29633
 Shipping Address: Jervy Athletic Center;
 100 Perimeter Road; Clemson, SC 29633

CREDENTIALS

Arrangements for media credentials for Tiger home basketball games must be made through the Clemson Strategic Communications and Publicity office. Requests by accredited media members must be made through the online credentialing system (SportsSystems.com/ClemsonBasketball). Online credential requests for each Clemson home game will be open before the season and will close at 3 p.m. the day before each game.

For more information on credential requests for Littlejohn Coliseum, contact **Ben Winterrowd** via email at winterr@clemson.edu.

The Clemson University Athletics Media Policy is available at ClemsonTigers.com/MediaPolicy. The policy details credential eligibility and issuance priority for national and local outlets that cover Clemson Basketball or its opponents on a regular basis. All credential approvals are made on a game-by-game basis independent of previous approvals and/or denials, and credential decisions for each contest are not beholden to prior credentialing precedents. Due to space limitations, credential quantities may be limited to a number lower than the total requested.

All credential requests will be filled on a space-available basis. Non-working spouses, dates, relatives, non-workers and anyone 16 years of age or younger are not permitted in the press box.

Media credential holders in the press box who are not actively covering the game, or credential wearers on the baseline who are not on assignment, will be asked to leave those respected areas. Press box or baseline security will be contacted should the credential wearer not comply. Credentials used in unauthorized manner will be revoked immediately, and organizations responsible for credentials falling into improper hands will have credentials revoked for the rest of the year or the succeeding year, at the university's discretion.

EMAIL DISTRIBUTION LIST

Notes, stats, stories and other information are emailed out on a weekly basis from the strategic communications and publicity office. Media members may contact **Ben Winterrowd** (winterr@clemson.edu) to be put on the email list.

PARKING

A limited number of parking spaces reserved for the media is available on a game-by-game basis. Media parking will be available in the Rogers Family Lot 5 below the Avenue of Champions for credentialed media.

Visiting team radio engineers can park on the North side of Littlejohn Coliseum off of Ravenel Road for easy access to broadcast location.

PHOTOGRAPHERS & VIDEOGRAPHERS

Clemson follows guidelines established by the NCAA communications committee and ACC regarding sideline control to make certain the sideline is a working media area.

The following guidelines are adhered to:

- 1) Each photographer and runner is required to wear a credential that is visible.
- 2) Photographer and videographer credentials can be picked up on gameday at the loading dock entrance to Littlejohn Coliseum.
- 3) After tipoff, no photographers are permitted in the bench area nor on the playing surface, tunnels or in the seated bowl area.
- 5) Photo assistants or others holding a photo pass must remain out of the photo area on the baseline and must remain in photo/video workroom located off the court. This will make certain that photographers/videographers have the appropriate working area.
- 6) Tripods are not permitted on the sidelines or baselines.
- 7) The areas behind the team benches are considered bench areas and are to be used only for the passage between the baselines. This area may not be used as a photo zone.

PRESS BOX

The press area is located in section 232 in the Southeast corner of the arena. All radio locations are located in the loge area above section 110 behind the Clemson team bench. Television is located courtside across from the scorer's table.

Members of the working media will be seated in section 232 of the upper arena, marked by gray tables. The seating area is well equipped with power outlets and wireless internet access as well as ethernet. The athletic communications office will label seating assignments prior to games.

Photographers are encouraged to use the work room located off of the playing floor and the press room.

INTERVIEW REQUESTS

All requests to speak with players, coaches and staff should be directed to **Ben Winterrowd** (winterr@clemson.edu). Members of the media who reach out directly to players, coaches or staff without prior approval of Clemson staff may face suspension or revocation of credentials.

SOCIAL MEDIA

The official Clemson Basketball social media accounts for Twitter, Instagram and Facebook are @ClemsonMBB. Fans can find us on YouTube at Clemson Tigers.

WEBSITE

Visit the official website of Clemson University athletics, ClemsonTigers.com. The site provides updated statistics, game notes, and other pertinent football information to visitors, as well as live statistics and audio links for all of Clemson's basketball games.

PRESS CONFERENCES

Head coach Brad Brownell is available throughout the week during the season. He is available via the ACC teleconference on Mondays during the conference regular season, starting in January. His pre-practice weekly interviews will be held in the regular interview room location and virtually on Zoom.

Clemson players are available upon request and during Head Coach Brad Brownell availability.

All availability times and dates will be sent via email by Ben Winterrowd.

WILL CALL

Media will call for the distribution of credentials is operated in two locations on gameday, in the loading dock entrance to the arena (photographers and videographers) and at the Southwest Entrance to the Burton Gallery (Perimeter Road side of Littlejohn Coliseum) for writers. Proper identification is required.

BRAD BROWNELL ADVANCED CLEMSON TO JUST ITS SECOND ELITE EIGHT IN PROGRAM HISTORY (1980) AND WON 24 GAMES FOR BACK-TO-BACK 20-WIN SEASONS.



TEAM ROSTER

No	Name	Pos	Hgt	Wgt	Year	Hometown	Previous School	Pronunciation
0	Viktor Lakhin	C	6-11	245	RSr.	Anapa, Russia	CSKA-2/Cincinnati	LOCK-in
1	Chase Hunter	G	6-4.5	202	Gr.	Atlanta, Ga.	Westlake HS	
2	Dillon Hunter	G	6-3.5	192	Jr.	Atlanta, Ga.	Westlake HS	
3	Jake Heidbreder	G	6-5.5	186	R.Jr.	Floyds Knobs, Ind.	Floyd Knobs HS/Air Force	HIDE-breeder
4	Ian Schieffelin	F	6-8	240	Sr.	Atlanta, Ga.	Grayson HS	CHEF-lynn
5	Asa Thomas	F	6-7	200	Fr.	Lake Forest, Ill.	Lake Forest HS	ACE-uh
6	Myles Foster	F	6-7	245	Gr.	Brooklyn, N.Y.	Brooks School (Mass.)/Monmouth/Illinois State	
7	Chauncey Wiggins	F	6-10.5	216	So.	Grayson, Ga.	Grayson HS	
8	Dallas Thomas	F	6-9	180	Fr.	Little Rock, Ark.	Parkview Magnet	
10	Del Jones	G	6-2.5	187	Fr.	Landover, Md.	Arizona Compass Prep	
11	Jaeden Zackery	G	6-1	218	Gr.	Salem, Wis.	Westosha Central HS/Chipola College/Boston College	
13	Andrew Latiff	G	6-5	195	Sr.	Clemson, S.C.	Daniel HS	LUH-tiff
14	Christian Reeves	C	7-2	253	RSo.	Charlotte, N.C.	Oak Hill Academy/Duke	
20	Matt Kelly	G	6-2	175	Sr.	Charleston, S.C.	Porter-Gaud HS	
21	Ace Buckner	G	6-2	170	Fr.	Dallas, Texas	La Lumiere (Ind.)	
32	Daniel Nauseef	F	6-7	220	Sr.	Dayton, Ohio	Chaminade Julianne Catholic	NAW-seef
35	Jackson Roberts	F/C	6-11	247	Fr.	Tampa, Fla.	IMG Academy	

Head Coach: Brad Brownell
Associate Head Coach: Billy Donlon
Assistant Coaches: Sean Dixon and Dick Bender
Director of Basketball Operations: Andy Assaley
Director of Recruiting: Lucas McKay
Special Assistant to the Head Coach: Jeff Reynolds
Director of Strength & Conditioning: Preston Greene
Director of Player Development: Terrell McIntyre
Sports Medicine: Brad Crowe
Video Coordinator: AJ Morris
Nutritionist: Michelle Sweeney
Graduate Managers: Joel Dance and Kameron Langley
Undergraduate Managers: Tyler Pepicelli, Luke Ciprich, Rob Liollo, Jameson Browne, Carter Berry, Sebastian Miller, Cam White, Farrakhan Jones-James, LaMarr Randolph, Alijah Jones, Will Buchert, Grant Smethwick, James Liollo, Ben Calvert, Cam Shelnut, Jack Johnson, Josh Davis

#0 VIKTOR LAKHIN C • 6-11 • 245 • RSr. Anapa, Russia	#1 CHASE HUNTER G • 6-4.5 • 202 • Gr. Atlanta, Ga.	#2 DILLON HUNTER G • 6-3.5 • 192 • Jr. Atlanta, Ga.	#3 JAKE HEIDBREDER G • 6-5.5 • 186 • R.Jr. Floyds Knobs, Ind.	#4 IAN SCHIEFFELIN F • 6-8 • 240 • Sr. Atlanta, Ga.	#5 ASA THOMAS F • 6-7 • 200 • RFr. Lake Forest, Ill.	#6 MYLES FOSTER F • 6-7 • 245 • Gr. Brooklyn, N.Y.	#7 CHAUNCEY WIGGINS F • 6-10.5 • 216 • Jr. Grayson, Ga.
#8 DALLAS THOMAS F • 6-9 • 180 • Fr. Little Rock, Ark.	#10 DEL JONES G • 6-2.5 • 187 • Fr. Landover, Md.	#11 JAEDEN ZACKERY G • 6-1 • 218 • Gr. Salem, Wis.	#13 ANDREW LATIFF G • 6-5 • 195 • Sr. Clemson, S.C.	#14 CHRISTIAN REEVES C • 7-2 • 253 • RSo. Charlotte, N.C.	#20 MATT KELLY G • 6-2 • 175 • Sr. Charleston, S.C.	#21 ACE BUCKNER G • 6-3 • 170 • Fr. Dallas, Texas	#32 DANIEL NAUSEEF F • 6-7 • 220 • Sr. Dayton, Ohio
#35 JACKSON ROBERTS F/C • 6-11 • 247 • Fr. Tampa, Fla.	BRAD BROWNELL Head Coach 15th Season	BILLY DONLON Associate Head Coach 3rd Season	SEAN DIXON Assistant Coach 3rd Season	DICK BENDER Assistant Coach 13th Season*	ANDY ASSALEY Operations 3rd Season	PRESTON GREENE Strength and Conditioning 4th Season*	TERRELL MCINTYRE Player Development 8th Season
JEFF REYNOLDS Special Asst. to HC 4th Season	LUCAS MCKAY Recruiting 12th Season*	BRAD CROWE Sports Medicine 9th Season	AJ MORRIS Video Coordinator 1st Season	MICHELLE SWEENEY Nutrition 4th Season	WELLS HOAG Asst. Sport Performance 1st Season	JOEL DANCE Graduate Manager 2nd Season	KAMERON LANGLEY Graduate Manager 1st Season

* - denotes multiple stints served on full-time staff for Clemson Basketball





ABOUT THE PROGRAM

LITTLEJOHN COLISEUM

Littlejohn Coliseum, a 9,000 seat arena, located on the west side of campus, has been recognized for its incomparable atmosphere and its overwhelming attendance by students. It opened in November 1968 and has been home to Clemson Basketball ever since. It has undergone two renovations since its inception.

The arena was named for J.C. Littlejohn, a long-time Clemson University employee, for many years the school's business manager.

Clemson hosted a ribbon-cutting ceremony for the newest round of renovations in Littlejohn on October 14, 2016. These upgrades took roughly 16 months to complete, beginning shortly after the 2014-15 season in order to have them done as efficiently as possible. Their game against Georgia on Nov. 11 of 2016 served as their "grand reopening" of the stadium, allowing fans to experience the renovations first-hand.

This \$63.5 million project consisted of a number of upgrades, along with the addition of some features to help accommodate players and provide them with the best equipment and atmosphere possible.

The playing surface was refinished for the 2024-25 season and features a smaller Tiger Paw at midcourt and primarily orange paint.

It has proved time and time again to be one of the most difficult places to play in the ACC. Clemson is 89-24 overall, including 40-3 in non-conference regular season play since 2017-18. In that time, nine Top 25 teams have lost games in Littlejohn, including three Top 10 teams.

LITTLEJOHN CO

PJ HALL

SECTIONS
211 210

COLISEUM

PJ HALL
ALP J H
PJ HALL
ALP J H
PJ HALL
ALP J H
PJ HALL
ALP J H
PJ HALL
ALP J H
PJ HALL



SECTIONS
211 212

GAMEDAY ATMOSPHERE


Clemson Basketball enjoys tremendous support every home game in Littlejohn Coliseum.

Students located behind the sideline table are members of “Central Spirit” and in recent seasons have formed the “Grit Pit” which is comprised of the most die-hard students that attend basketball games.

The orange wall of bleachers consists of students and the Tiger Band, constantly causing havoc and noise for opponents.

For the 2024-25 season, Clemson sold out of its season ticket allotment of over 5,000 season tickets – a new record since the latest renovation of the building in 2016-17. It is also the most season tickets sold since the mid-1990’s.





SWEET SIXTEEN
1990

9:06
30

Jersey Mikes a sub abc

IN THE SPOTLIGHT

Clemson has continued to cultivate its local, state and national media presence.

The addition of the ACC Network has helped grow Clemson Basketball's recognition with nearly every game on the ESPN family of networks. For the sixth consecutive season, all conference games air on ESPN, ESPN2, ESPNU or ACC Network.

Additional home non-conference games are on ACC Network+, which can be throughout the United State on the Watch ESPN app.

With the additional exposure, student-athletes are requested for numerous interviews throughout the season on various platforms (television, print and podcasts/radio).

Following every game, at least one student-athlete and Head Coach Brad Brownell address the media.





STRONGMAN COMPETITION



Clemson Basketball conducted its fifth annual Strongman competition during the summer of 2024.

The Tigers conduct a series of stations over five weeks and will add to it each week to increase the difficulty.

The medley during the finale includes, carrying sandbags, riding a stationary bike, flipping an oversized tire, carrying weights, pulling a weighted wagon, carrying a weighted yoke, pushing a truck and running up two sets of stairs past Littlejohn Coliseum to a centrally located Tiger statue.

Tough teams go through difficult times together during the season and this competition provides a competitiveness within the team, but also builds camaraderie amongst teammates.

Strongman Competition Winners:

- Ian Schieffelin (2024)
- PJ Hall (2023)
- Hunter Tyson (2022)
- Hunter Tyson (2021)
- Aamir Simms (2020)



TIGERS IN THE NCAA TOURNAMENT



Clemson has made 14 appearances in the NCAA Tournament and has made the field in three of the past seven seasons, becoming just one of 24 schools nationally to appear in at least one Sweet 16 and one Elite Eight in separate seasons since 2018.

The Tigers are 14-14 all-time in the NCAA Tournament and have advanced to the round of 16 five times – 1980, 1990, 1997, 2018 and 2024. They have advanced to the Elite Eight twice in history – 1980 and 2024.

Brownell has led the Tigers to four appearances in the NCAA Tournament and in previous coaching stints has taken UNCW to the “Big Dance” twice and Wright State once.



VETERAN BIOS



MYLES FOSTER

7

F • 6-7 • 245 • GR. • TR
BROOKLYN, N.Y.
ILLINOIS STATE/MONMOUTH/BROOKS SCHOOL (MASS.)
ATHLETIC LEADERSHIP

2023-24 (AT ILLINOIS STATE)

- Played in 32 games and started 31 in his lone season in Bloomington.
- Averaged 28.5 minutes, 12.4 points, 8.1 rebounds and 1.7 assists for the Redbirds.
- Finished 52.5 percent from the floor and added 25 blocks and 21 steals.
- Totaled 22 double-digit scoring games, including two 20-point outings. He collected 10 consecutive from Jan. 20 at Missouri State until Feb. 21 against Northern Iowa.
- His best game of the season came at Kentucky when totaled 20 points and 15 rebounds. He finished 8-for-11 from the floor with two assists.
- Including his performance against Kentucky, Foster added eight double-doubles last year for the Redbirds.

2022-23 (AT MONMOUTH)

- Played and started in all 33 games during the season, averaging 30.1 minutes of action per contest. Led the team in scoring at 12.5 points per game and rebounding (6.6 per contest). Also added 40 steals with 59 assists on the season.
- Made 46.0 percent of his shots during the season

(160-of-348) and 57.6 percent of his free throws (91-of-158). He finished fourth in the CAA in offensive rebounds, seventh in total rebounds, 15th in steals, and 17th in scoring average.

- He scored in double-figures in 23 of the 33 games he played, with four games of 20+ points. His career-high of 23 points came on February 25 against William & Mary, while scoring 22 against Hampton on January 21, 21 at Lehigh on November 27, and again with 21 at Hampton on February 23.
- He opened the season with a career-high 15 rebounds at Seton Hall, including nine on the offensive end.
- He pulled down 11 rebounds in two other games – on November 17 against Norfolk State and on December 28 against UNCW.
- Nabbed a career-high five steals against Delaware on February 2.
- He dished out at least three assists nine times during the year, including a career-high six at Syracuse on December 12 where he played 39 of the 40 minutes of the game.

2021-22 (AT MONMOUTH)

- Played in 34 games during the season with one start, averaging 12.4 minutes per game.
- He scored in double-figures four times, including a season-high 13 points against St. John's on December 9 while scoring 11 at Manhattan on February 11 and 10 against both St. Peters on January 14 and against Rider on February 18.
- Had six games with at least five rebounds, including a season-high eight in two games – the first on December 9 at St. John's and the second on February 18 against Rider.
- Blocked a career-high four shots against Iona on January 18 and he had three games with two steals.

2020-21 (AT MONMOUTH)

- Played in 19 games as a freshman during the COVID-19 season, 59 points with 28 rebounds and five assists.
- Scored a season-high 11 points on February 20 at Iona in 13 minutes of work. Pulled down a season-high six rebounds against Quinnipiac on January 16 and gave out two assists against Marist on January 9.

PREP AND PERSONAL

- Born February 7, 2001.
- Son of Ann and Ray Foster.
- Majoring in athletic leadership.
- He played scholastically at Brooks School in Massachusetts. He helped his team capture the NEPSAC Class B title in 2018, while individually over his years earning two NEPSAC First Team accolades and a pair of All-Independent School League honors.
- Foster shot 62% for his career and as a senior, netted 40% from beyond the arc. In his final season at Brooks, he averaged a double-double with 15 points and 10 boards per contest, leading his squad in scoring.
- He led his group to a 25-3 record in his last year, and overall helped them to an 88-11 mark in four seasons that included a state title in 2017-18.



2023-24 SEASON HIGHS

20 at Kentucky (12/29/23)	PTS	23 at William & Mary (2/25/23)
10 vs. Evansville (2/18/24)	FG	10, 2x, last vs. Evansville (2/18/24)
1 at Kentucky (12/29/23)	3FG	1 at Kentucky (12/29/23)
9 vs. Norfolk State (12/9/23)	FT	9, 2x, last vs. Norfolk State (12/9/23)
6, 3x, last at Bradley (2/24/24)	OR	9 at Seton Hall (11/9/22)
13 vs. Northern Iowa (2/21/24)	DR	13 vs. Northern Iowa (2/21/24)
16 at Bradley (2/24/24)	TOT	16 at Bradley (2/24/24)
5 vs. Belmont (1/23/24)	AST	6 at Syracuse (12/12/22)
3 vs. Lourdes (11/6/23)	STL	5 vs. Delaware (2/2/23)
3, 2x, last vs. Evansville (3/7/24)	BLK	4 vs. Iona (1/18/22)
38 vs. Evansville (3/7/24)	MIN	39, 2x, last at Towson (1/14/23)

CAREER HIGHS

Year	GP	GS	Min.	Field Goals			3-PT			Rebounds			PF	DQ	A	TO	Blk	Stl	Pts.	Avg.				
				FG	FGA	Pct.	FG	FGA	Pct.	FT	FTA	Pct.									OR	DR	TOT	Avg.
2020-21*	19	0	118	25	48	.521	0	0	.000	9	16	.563	11	17	28	1.5	17	0	5	12	3	2	59	3.1
2021-22*	34	1	423	75	141	.532	0	2	.000	29	54	.537	49	54	103	3.0	41	0	16	25	15	12	179	5.3
2022-23*	33	33	986	160	348	.460	0	2	.000	91	158	.576	92	125	217	6.6	76	2	59	75	10	40	411	12.5
2023-24^	32	31	911	155	295	.525	1	13	.077	85	134	.634	83	175	258	8.1	64	2	54	51	25	21	396	12.4
TOTAL	118	65	2438	415	832	.499	1	17	.059	214	362	.591	235	371	606	3.1	198	4	134	163	53	75	1045	8.9

* at Monmouth; ^ - at Illinois State



VETERAN BIOS

FOSTER GAME BY GAME, 2023-24 (ILLINOIS STATE)

Date	Opponent	Min	F-FGA	3-3A	FT-FA	Of-RB	A-T	B-S	PF	Pts
11/6	Lourdes	32	6-13	0-1	1-5	2-6	2-2	1-3	1	13
11/11	at Saint Louis	21	4-9	0-2	2-4	3-7	3-0	1-1	4	10
11/15	Eastern Illinois	27	5-8	0-0	1-4	5-9	1-0	1-1	2	11
11/20	vs. Long Beach St.	29	2-8	0-0	3-9	2-10	1-0	0-1	0	7
11/21	vs. High Point	17	1-5	0-1	1-2	1-2	0-0	0-0	0	3
11/22	vs. Wright State	22	2-3	0-0	4-5	1-5	0-2	0-2	1	8
11/30	at UIC	29	4-6	0-1	1-2	1-8	2-2	1-1	2	9
12/3	Murray State	25	6-10	0-0	0-0	2-5	1-1	2-0	2	12
12/6	Northern Kentucky	23	4-7	0-0	0-1	3-9	1-0	1-0	3	8
12/9	Norfolk State	31	1-4	0-1	9-12	6-10	2-2	0-2	5	11
12/17	North Dakota St.	26	6-10	0-1	4-5	2-6	3-2	0-0	3	16
12/21	SE Missouri St.	19	3-5	0-0	1-4	0-5	0-0	1-0	0	7
12/29	at Kentucky	30	8-11	1-1	3-5	5-15	2-3	0-0	2	20
1/2	at Drake	16	2-8	0-0	2-3	1-1	0-0	0-1	1	6
1/6	Southern Illinois	35	8-13	0-1	1-1	6-9	4-1	1-0	1	17
1/10	at Belmont	35	3-8	0-0	6-10	1-9	1-4	2-2	3	12
1/14	Valparaiso	20	4-9	0-1	1-2	2-4	0-1	0-1	2	9
1/17	Drake	27	1-3	0-0	6-6	1-7	0-0	0-0	0	8
1/20	at Missouri State	33	4-9	0-0	3-7	2-9	4-1	1-0	0	11
1/23	Belmont	29	6-12	0-2	7-8	3-10	5-1	0-2	4	19
1/27	at Evansville	30	6-8	0-1	0-0	1-5	1-3	0-1	5	12
1/30	at Murray State	28	5-8	0-0	0-0	5-12	1-3	0-0	3	10
2/3	Bradley	24	4-8	0-0	2-2	0-3	2-0	0-0	2	10
2/7	UIC	34	5-11	0-0	8-9	3-10	1-4	2-0	1	18
2/10	at Southern Illinois	31	7-13	0-0	3-5	2-7	1-3	3-0	4	17
2/13	at Indiana State	36	8-13	0-0	3-3	3-12	3-1	0-0	1	19
2/18	Evansville	37	10-15	0-0	0-0	3-8	4-1	1-2	2	20
2/21	Northern Iowa	35	6-12	0-0	6-6	1-14	2-0	1-0	3	18
2/24	at Bradley	35	2-8	0-0	2-4	6-16	1-5	0-0	2	6
2/28	Missouri State	34	7-13	0-0	2-2	5-11	2-3	2-0	0	16
3/3	at Valparaiso	26	7-12	0-0	1-2	0-5	3-2	1-0	2	15
3/7	vs. Evansville (MVC)	38	8-13	0-0	2-6	5-9	3-2	3-1	3	18
Totals		911	155-295	1-13	85-134	83-258	54-51	25-21	64	396

FOSTER GAME BY GAME, 2021-22 (MONMOUTH)

Date	Opponent	Min	F-FGA	3-3A	FT-FA	Of-RB	A-T	B-S	PF	Pts
11/9	at Charlotte	13	1-2	0-0	2-2	1-1	0-0	0-0	2	4
11/13	at Towson	13	2-4	0-0	1-2	3-7	0-1	1-1	1	5
11/16	Lehigh	14	1-3	0-0	0-0	0-2	0-0	1-1	1	2
11/20	at St. Joseph's	4	1-2	0-0	0-0	1-2	0-0	0-0	0	2
11/24	Princeton	19	4-7	0-0	1-2	3-6	1-1	0-0	1	9
11/27	at Cincinnati	19	3-6	0-1	0-0	1-3	0-2	0-0	3	6
12/3	at Niagara	13	2-4	0-0	3-3	0-1	0-1	1-0	1	7
12/5	at Canisius	11	3-3	0-0	2-2	0-0	0-0	1-0	3	8
12/9	at St. John's	18	6-8	0-0	1-2	5-8	0-2	0-0	1	13
12/12	at Pittsburgh	18	2-3	0-0	1-2	2-6	0-0	0-1	1	5
12/14	at Yale	7	0-4	0-0	0-0	3-3	1-1	0-0	1	0
12/19	Colgate	12	2-4	0-0	2-2	1-3	1-2	0-1	1	6
12/22	Hofstra	8	1-2	0-0	1-2	1-1	0-1	0-0	0	3
1/14	at St. Peter's	14	4-4	0-0	2-2	2-3	0-0	0-0	2	10
1/16	at Marist	17	0-5	0-0	0-1	2-4	1-1	0-0	1	0
1/18	Iona	17	2-4	0-0	2-4	2-4	1-1	4-0	2	6
1/20	at Fairfield	11	2-5	0-0	0-0	2-4	2-2	1-0	1	4
1/23	Manhattan	12	2-3	0-0	0-0	0-1	1-0	0-2	1	4
1/28	Canisius	13	1-1	0-0	2-4	0-2	2-1	0-1	1	4
1/30	Niagara	11	0-5	0-0	0-0	1-3	1-0	0-0	1	0
2/4	Fairfield	7	0-2	0-0	1-2	1-2	0-2	0-0	0	1
2/6	at Quinnipiac	6	0-3	0-0	0-0	1-1	0-1	0-0	2	0
2/8	Marist	14	4-6	0-0	0-2	3-3	1-0	0-2	0	8
2/11	at Manhattan	11	5-5	0-0	1-2	1-1	1-0	1-0	3	11
2/13	at Iona	18	3-6	0-0	0-0	1-3	0-1	1-2	3	6
2/18	Rider	16	5-11	0-0	0-0	4-8	0-0	0-0	1	10
2/22	Siena	12	4-6	0-1	1-3	3-4	2-1	0-0	1	9
2/25	St. Peter's	8	2-2	0-0	2-4	1-1	0-1	0-0	2	6
2/27	at Siena	10	4-4	0-0	1-2	0-2	0-1	1-0	0	9
3/3	Quinnipiac	11	4-4	0-0	0-1	1-2	0-0	0-1	0	8
3/5	at Rider	22	3-7	0-0	0-2	1-4	0-0	1-0	1	6
3/10	vs. Niagara (MAAC)	10	1-3	0-0	2-4	2-6	0-0	2-0	0	4
3/11	vs. Rider (MAAC)	9	1-2	0-0	1-2	0-1	0-1	0-0	1	3
3/12	vs. St. Peter's (MAAC)	5	0-1	0-0	0-0	0-1	1-1	0-0	2	0
Totals		423	75-141	0-2	29-54	49-103	16-25	15-12	41	179

FOSTER GAME BY GAME, 2022-23 (MONMOUTH)

Date	Opponent	Min	F-FGA	3-3A	FT-FA	Of-RB	A-T	B-S	PF	Pts
11/9	at Seton Hall	37	6-16	0-1	6-11	9-15	1-5	0-1	2	18
11/11	at Virginia	18	5-7	0-0	0-1	2-4	0-3	0-0	4	10
11/14	at Illinois	29	4-11	0-0	1-1	0-3	1-5	0-2	5	9
11/17	Norfolk State	30	3-8	0-0	0-6	7-11	4-1	0-0	1	6
11/21	at Colgate	25	5-9	0-0	2-4	1-3	1-2	0-2	3	12
11/25	Cornell	32	3-11	0-0	6-7	4-8	2-1	0-2	1	12
11/27	at Lehigh	34	9-15	0-0	3-6	2-5	2-0	0-1	2	21
11/30	at Rider	31	4-9	0-0	4-7	3-9	1-1	1-1	3	12
12/4	at Manhattan	23	3-5	0-0	3-4	1-5	4-0	0-0	4	9
12/10	at Princeton	24	2-7	0-1	1-3	1-3	1-3	0-0	2	5
12/12	at Syracuse	39	7-11	0-0	3-4	2-4	6-2	0-2	1	17
12/17	Charlotte	30	3-7	0-0	0-0	3-7	0-3	0-1	1	6
12/22	Yale	24	7-10	0-0	3-6	2-5	1-2	0-0	2	17
12/28	UNC Wilmington	33	4-11	0-0	4-5	4-11	2-1	0-1	2	12
1/5	Stony Brook	35	4-11	0-0	4-10	1-4	1-2	0-1	2	12
1/7	at Drexel	30	6-12	0-0	1-4	3-9	0-2	0-1	3	13
1/11	at Hofstra	32	4-10	0-0	3-3	1-3	3-2	0-2	2	11
1/14	at Towson	39	6-14	0-0	2-2	3-6	1-2	0-1	2	14
1/19	College of Charleston	28	7-14	0-0	1-4	5-8	1-3	2-1	5	15
1/21	Hampton	36	8-17	0-0	6-11	3-8	1-3	0-3	2	22
1/26	at UNC Wilmington	33	1-8	0-0	3-4	3-8	3-4	1-2	3	5
1/28	at NC A&T	25	4-8	0-0	1-2	2-5	3-4	0-3	4	9
2/2	Delaware	32	5-14	0-0	6-8	3-5	2-2	2-5	2	16
2/4	Drexel	32	5-12	0-0	5-8	4-7	0-0	0-1	3	15
2/8	at Stony Brook	38	7-9	0-0	1-1	5-9	1-3	1-1	1	15
2/11	Hofstra	15	1-7	0-0	0-0	4-6	1-4	0-1	2	2
2/13	NC A&T	25	7-10	0-0	1-2	0-6	0-2	0-1	0	15
2/16	at Northeastern	30	0-9	0-0	5-9	3-6	4-1	2-1	1	5
2/18	Elon	23	2-7	0-0	4-6	4-8	2-2	0-0	1	8
2/23	at Hampton	33	10-14	0-0	1-2	2-9	4-2	0-1	1	21
2/25	at William & Mary	34	7-11	0-0	9-15	4-5	1-2	0-1	3	23
3/3	vs. Hampton (CAA)	35	6-13	0-0	2-2	1-5	5-3	0-0	3	14
3/4	vs. Drexel (CAA)	26	5-11	0-0	0-0	0-7	0-3	1-1	3	10
Totals		986	160-348	0-2	91-158	92-217	59-75	10-40	76	411

FOSTER GAME BY GAME, 2020-21 (MONMOUTH)

Date	Opponent	Min	F-FGA	3-3A	FT-FA	Of-RB	A-T	B-S	PF	Pts
12/15	Hofstra	5	0-2	0-0	0-0	0-1	0-0	0-0	0	0
12/18	St. Peter's	1	0-0	0-0	0-0	0-0	0-0	0-0	0	0
12/19	St. Peter's	4	1-1	0-0	0-0	0-1	0-0	0-0	0	2
12/27	Canisius	11	4-5	0-0	0-0	1-1	1-0	0-0	0	8
12/28	Canisius	10	2-4	0-0	0-0	0-5	0-0	0-0	0	4
1/3	at Siena	7	3-5	0-0	0-0	0-2	0-2	0-0	0	6
1/4	at Siena	6	1-1	0-0	1-3	0-0	0-2	1-0	3	3
1/9	Marist	9	1-2	0-0	2-2	0-3	2-1	1-0	2	4
1/10	Marist	8	1-4	0-0	1-2	1-2	0-1	0-0	1	3
1/15	Quinnipiac	8	0-3	0-0	0-0	2-3	0-1	0-1	2	0
1/16	Quinnipiac	7	3-6	0-0	0-0	4-6	1-1	0-0	0	6
1/29	at Niagara									
1/30	at Niagara	10	1-3	0-0	1-2	0-0	0-1	0-0	1	3
2/5	at Manhattan	6	1-2	0-0	0-0	0-1	0-2	0-0	3	2
2/6	at Manhattan	1	0-0	0-0	0-2	1-1	0-0	0-0	1	0
2/19	at Iona	1	0-0	0-0	0-0	0-0	0-0	0-0	0	0
2/20	at Iona	12	4-7	0-0	3-3	0-0	1-0	1-0	3	11
3/4	at Rider	3	0-0	0-0	0-0	0-0	0-0	0-0	0	0
3/5	at Rider	4	0-0	0-0	0-0	0-0	0-0	0-0	0	0
3/10	vs. Fairfield (MAAC)	5	3-3	0-0	1-2	2-2	0-1	0-1	0	7
Totals		118	25-48	0-0	9-16	11-28	5-12	3-2	17	59



VETERAN BIOS



JAKE HEIDBREDER

3

G • 6-5.5 • 186 • R-JR. • TR
FLOYDS KNOBS, IND.
FLOYD CENTRAL HS / AIR FORCE
ECONOMICS

2023-24 (REDSHIRT SOPHOMORE)

- After transferring from Air Force, he redshirted the season and will begin in 2024-25 as a redshirt junior.

2022-23 (AT AIR FORCE)

- 2023 All-Mountain West Third Team (first sophomore to earn All-MW at Air Force since 2013).
- Team-leading 15.1 ppg.
- Fourth in Mountain West with 75 three's made.
- 75 three's is seventh best in a season at Air Force.
- Led team in scoring 17 times and scored 20+ points six times.
- Shooting splits of .483/.399/.867
- Led team in scoring in MW play, averaging 14.2 ppg.
- Collegiate Hoops Roadshow All-Tournament Team
- College Sports Communicators (CSC) Academic All-District

2021-22 (AT AIR FORCE)

- Second on team in scoring at 10.4 ppg. 303 points is Air Force freshman record for MW era (2nd all-time).
- 194 pts in MW play is an Air Force freshman record.

Lone player on the team to start every game.

- Ended season with seven consecutive games in double digits scoring.
- 42 three's ranks second most by an AF freshman in MW era.
- Averaged 11.4 ppg and 37.0 mpg in conference play. 18 pts vs. Boise State on career-high's of 7 FG's and 4 three's.
- Season-high 20 pts, most by AF freshman this year, vs. New Mexico.
- 16 pts, 5-9 shooting, 3-7 from 3 in 40 mins vs. Colorado State.
- Earned MW Freshman of the week on Jan. 3 with performance vs. Utah State.
- 2022 Academic All-Mountain West
- 2022 Mountain West Scholar-Athlete

PREP AND PERSONAL

- Born March 5, 2003.
- Son of Julie and Hudson Heidbreder.
- Majoring in economics.
- Lettered four years in basketball.
- Led Floyd Central to its first section title in 31 years as

a junior, averaged 19.9 ppg as a senior and scored 1,228 career points.

- Scored career-high 44 points in final regular season game of high school career.
- 3x first-team All-Hoosier Hills Conference, Indiana Junior All-Star, Indiana Basketball Coaches Association Large School All-State Team and All-State honorable mention by AP.
- Has two siblings.
- Hobbies are hanging out with friends, fishing and going to the gym. He credits his family as having the biggest influence on his sports career.
- Dream vacation spot is The Maldives.
- Favorite team is the Indiana Pacers.
- Favorite player is Luka Doncic.
- Enjoys listening to Drake.
- Favorite class subject is math.



2023-24 SEASON HIGHS

PTS	27 vs. South Dakota (12/6/22)
FG	11 vs. New Mexico (2/10/23)
3FG	5 at UNLV (3/8/23)
FT	11 vs. Delaware (11/11/22)
OR	4 at San Jose St. (1/25/22)
DR	8 at UNLV (3/8/23)
TOT	9 at UNLV (3/8/23)
AST	7 at Utah St. (2/14/23)
STL	2 vs. San Jose St. (3/4/23)
BLK	1, 4x, last vs. Utah St. (2/14/23)
MIN	45 at UNLV (3/8/23)

CAREER HIGHS

Year	Career Stats			Field Goals			3-PT			Rebounds			PF			DQ			A			TO			Blk			Stl			Pts.			Avg.		
	GP	GS	Min.	FG	FGA	Pct.	FG	FGA	Pct.	FT	FTA	Pct.	OR	DR	TOT	Avg.	PF	DQ	A	TO	Blk	Stl	Pts.	Avg.												
2021-22*	29	29	988	106	213	.498	44	116	.379	47	59	.797	25	69	94	3.2	72	1	56	36	3	15	303	10.4												
2022-23*	32	32	1042	168	344	.488	75	188	.399	72	83	.867	13	93	106	3.3	63	1	53	54	1	19	483	15.1												
2023-24																																				
TOTAL	61	61	2030	274	557	.492	119	304	.391	119	142	.838	38	162	200	3.3	135	2	109	90	4	34	786	12.9												


* Games played at Air Force



VETERAN BIOS

HEIDBREDER GAME BY GAME, 2022-23 (AIR FORCE)

Date	Opponent	Min	F-FGA	3-3A	FT-FA	Of-RB	A-T	B-S	PF	Pts
11/7	Bowling Green	31	4-10	4-8	0-1	0-3	1-1	0-0	4	12
11/11	Delaware	33	6-12	3-8	11-12	0-7	0-1	0-0	2	26
11/14	T A&M Comm	33	4-9	2-6	6-8	0-4	0-3	0-0	4	16
11/17	Portland	30	2-5	2-5	2-2	1-6	0-2	0-1	1	8
11/21	USC Upstate	29	5-9	2-5	4-4	1-2	4-3	0-1	4	16
11/23	Miss. Val.	26	2-8	2-8	0-0	0-1	4-2	0-1	2	6
11/27	Montana	32	5-8	1-3	5-5	1-5	1-1	0-2	1	16
11/30	Ark. Pine Bluff	27	4-8	3-6	0-0	0-1	1-0	0-1	2	11
12/3	at Portland St.	29	5-11	2-8	4-4	0-4	1-1	0-0	3	16
12/6	South Dakota	25	8-12	5-8	6-6	0-3	1-2	0-0	2	27
12/9	Arkansas St.	22	5-9	2-5	4-4	1-1	1-0	0-0	0	16
12/18	Tarleton St.	30	6-10	3-6	2-2	0-3	2-3	0-0	2	17
12/20	at Northern Colo.	33	5-10	2-5	5-8	0-3	1-2	0-0	2	17
12/28	at San Diego St.	26	2-9	2-7	0-0	0-4	0-3	0-0	0	6
12/31	Nevada	31	7-11	5-8	3-3	0-0	2-2	0-0	2	22
1/3	Utah St.	36	8-16	2-6	1-1	1-4	1-3	0-1	3	19
1/10	at Colorado St.	38	7-15	1-7	0-0	0-2	3-0	0-0	0	15
1/14	at Fresno St.	36	0-7	0-3	0-0	1-7	4-1	0-1	1	0
1/17	Wyoming	28	3-8	0-3	2-2	0-3	0-2	0-1	1	8
1/21	San Diego St.	37	7-15	3-8	0-0	1-6	0-1	0-1	3	17
1/24	at San Jose St.	30	4-7	1-2	0-0	0-1	0-0	0-0	0	9
1/27	at New Mexico	38	4-10	1-5	0-0	0-2	2-0	0-0	2	9
1/31	Boise St.	27	3-9	1-6	2-2	0-4	1-1	0-1	2	9
2/4	at Nevada	36	7-13	3-8	1-3	1-2	3-1	0-1	2	18
2/7	Colorado St.	37	5-17	3-8	0-0	0-2	1-0	0-1	0	13
2/10	New Mexico	39	11-13	3-3	1-3	1-5	2-2	0-1	3	26
2/14	at Utah St.	39	7-11	2-3	0-0	0-3	4-1	1-0	1	16
2/17	at Wyoming	24	8-10	2-3	4-4	1-1	3-0	0-1	5	22
2/21	Fresno St.	40	6-10	3-5	2-2	1-5	7-4	0-0	3	17
2/24	at UNLV	35	6-12	4-6	0-0	0-0	1-4	0-1	3	16
3/4	San Jose St.	40	4-11	1-6	4-4	1-3	3-1	0-2	2	13
3/8	at UNLV	45	8-19	5-10	3-3	1-9	1-4	0-0	4	24
Totals		1042	168-344	75-188	72-83	13-106	53-54	1-19	63	483



HEIDBREDER GAME BY GAME, 2021-22 (AIR FORCE)

Date	Opponent	Min	F-FGA	3-3A	FT-FA	Of-RB	A-T	B-S	PF	Pts
11/11	vs South Dakota	19	2-2	1-1	0-2	0-0	1-2	0-0	2	5
11/13	at Tulsa	23	2-7	1-5	0-0	0-2	1-1	1-0	1	5
11/17	Texas Southern	27	3-5	2-4	2-4	2-5	2-2	1-1	1	10
11/20	vs Holy Cross	37	5-8	0-1	1-1	1-1	1-0	0-2	4	11
11/21	vs Bethune-Cookman	36	3-6	2-5	5-7	1-3	1-1	0-0	1	13
11/24	Denver	24	2-5	0-0	3-4	1-2	2-2	0-1	4	7
11/27	Idaho St.	25	3-4	2-3	0-0	1-1	0-1	0-2	4	8
12/04	Army West Point	31	3-6	1-2	0-0	1-2	3-1	0-1	3	7
12/08	Montana	38	4-7	2-4	0-0	0-4	1-3	0-0	2	10
12/19	at Ark. St.	34	2-6	1-4	0-0	0-6	3-1	0-0	2	5
12/21	at Tarleton St.	35	5-12	3-7	2-2	0-3	1-2	0-0	3	15
12/29	Utah St.	40	5-9	3-5	1-2	1-5	2-0	1-0	1	14
1/4	at Colorado St.	40	5-12	2-6	0-0	1-4	1-0	0-0	1	12
1/15	Nevada	30	3-8	2-7	0-0	1-4	1-2	0-0	5	8
1/18	at Boise St.	36	1-5	0-2	1-1	1-1	3-2	0-0	4	3
1/20	UNLV	34	2-8	0-3	2-2	1-4	2-1	0-0	2	6
1/22	Colorado St.	40	5-9	3-7	3-4	1-4	3-0	0-0	1	16
1/25	at San Jose St.	34	2-8	2-8	2-3	4-8	5-1	0-0	2	8
1/28	Wyoming	37	5-7	1-1	3-3	1-3	3-3	0-0	3	14
2/1	at Utah St.	34	2-5	0-1	2-2	0-1	3-0	0-2	4	6
2/5	New Mexico	40	7-10	3-4	3-3	0-6	3-1	0-1	4	20
2/8	at UNLV	38	3-7	2-6	0-0	1-4	3-1	0-0	0	8
2/12	San Diego St.	33	5-9	0-2	0-0	1-5	2-3	3-0	4	10
2/16	Boise St.	38	6-11	4-8	2-2	2-3	1-1	0-0	1	18
2/19	at Wyoming	40	4-7	1-3	2-2	1-4	1-0	0-1	3	11
2/22	Fresno St.	38	6-12	1-6	1-1	0-1	1-1	0-0	2	14
2/26	at New Mexico	40	4-7	2-5	6-6	1-6	4-2	0-1	3	16
3/01	San Jose St.	40	2-3	1-2	5-7	1-1	1-0	0-0	1	10
3/9	Utah St.	27	5-8	2-4	1-1	0-1	1-2	0-0	3	13
Totals		988	106-213	44-116	47-59	25-94	56-36	3-15	72	303



VETERAN BIOS



CHASE HUNTER

1

G • 6-4.5 • 202 • GR. • 5VL
ATLANTA, GA.
WESTLAKE HS
ATHLETIC LEADERSHIP

HONORS AND AWARDS

- 2024 NCAA All-West Region Team
- 2024 All-ACC Academic Team
- 2024 ACC Academic Honor Roll
- 2023 ACC Academic Honor Roll

2023-24 (REDSHIRT SENIOR)

- Led Clemson in the 2024 NCAA Tournament, playing nearly 140 minutes and averaged 35.0 minutes per game in four contests. Led the Tigers in scoring (17.8 ppg) and shot 50.0 percent from the field. Averaged 4.3 rebounds and 5.8 assists per game. Added eight steals and three blocked shots. He earned All-West Region for his play.
- Played and started all 36 games for the Tigers' team that advanced to the NCAA Elite Eight. The 36 games ties for the most starts and games played in program history.
- Averaged 12.9 points, 2.6 rebounds and 3.2 assists per game this season.
- He shot 42.4 percent from the field, including 85.0 percent from the free throw line (tied for ninth in program history with Jim Sutherland).
- Posted 27 double-digit scoring games, including three 20-points games, two of which came in the NCAA Tournament.
- Had 13 games in which he dished out at least four assists, including a season-high seven twice. He posted 23 total assists in the NCAA Tournament.
- Became the program's newest 1,000-point scorer after a 463-point campaign and sits 27th all-time with 1,228 points.

2022-23 (REDSHIRT JUNIOR)

- Turned in a career year offensively for the Tigers, helping propel the team to 23 wins and 14 league wins.
- Averaged 13.8 points, 3.0 rebounds, 4.5 assists and 0.5 steals per game, while adding in 0.3 blocks per game. Shot 41.0 percent from the floor and 35.6 percent from three, while adding in 81.3 percent from the free throw line.
- Posted a 138:70 assist-to-turnover ratio, including 17 steals and eight blocks.
- Posted double-digit points in 26 contests, including 20+ points four times.
- Scored a career-high 26 points at Florida State (Jan. 28), which included the game-winning three-point play.
- He finished 7-for-12 from the floor, 2-for-5 from three and 10-for-11 from the foul line. The 10 made free throws tied a career high.
- Posted his first career double-double with a 13-point, 11-assist performance in a win over Syracuse (Feb. 22).
- It marks just the third such double-double (points/assists) under Brad Brownell at Clemson (Marcquise Reed

and Clyde Trapp).

- Had six games garnering at least five rebounds, including a career-best-tying seven against Louisville (Jan. 11). He also had 13 games of at least five assists, while assuming the point guard role for the first time in his career last season.

2021-22 (REDSHIRT SOPHOMORE)

- Appeared in all 33 games and made 15 starts.
- Averaged 6.7 points, 2.7 rebounds and 1.8 assists per game, while adding 0.5 steals per contest.
- Shot 45.1 percent from the floor, including 34.5 percent from three and 75.0 percent from the free throw line.
- Turned in a 60:33 assist-to-turnover ratio last season, including 15 steals and six blocked shots.
- Posted double-digit points in nine contests, including two 20-point games.
- Scored career-high 23 points at Boston College (Feb. 26) on 7-for-9 shooting, including 8-of-10 from the free throw line. He also added seven rebounds against the Eagles.
- He netted 21 points against Wake Forest (Feb. 23) on 10-of-12 shooting from the floor.
- Tied his career-high with seven rebounds on two occasions. At Duke (Feb. 10) and at Boston College.
- Had 13 games posting at three or more assists, including a career-best five twice.
- Totaled five assists at Duke and at Georgia Tech (Feb. 5).

2020-21 (REDSHIRT FRESHMAN)

- Appeared in 24 games and made four starts.
- Finished shooting 31.1 percent from the field.
- Made at least three field goals on four occasions, including a season-high four twice.
- Scored a season-high nine points at Florida State (Jan. 23).
- Finished an effective 4-for-7 from the floor.
- Tied season-high with nine points at Duke (Jan. 30).

- Finished 4-for-8 from the floor and 1-for-1 from three.
- Tallied a season-best and career-high-tying four assists at Syracuse (March 3).

2019-20 (FRESHMAN)

- Limited to just nine games and four starts due to a foot injury.
- Started first four games of the season before suffering an injury.
- Over the course of nine contests, averaged 5.3 points, 1.0 rebound, 1.6 assists and 0.8 steals per game.
- Finished shooting 37.8 percent from the field.
- Scored seven points in career debut against Virginia Tech (Nov. 5), finishing 3-for-10 from the floor with three rebounds and two assists.
- Posted the first of back-to-back double-digit scoring games with 13 points against Presbyterian (Nov. 7).
- Finished 5-for-7 from the floor and 3-for-5 from 3-point range. Added a career-best four assists.
- Three days later, scored 10 points in a win over Colgate (Nov. 10), finishing an efficient 4-for-6 from the floor with two rebounds and one assist.
- Tied career-high with four assists in a win against Detroit Mercy (Nov. 17).
- Last game action came at Louisville (Jan. 25), scoring eight points on 3-for-5 shooting and 2-for-4 shooting from 3-point range.

PREP AND PERSONAL

- Born April 8, 2001.
- Son of Brandi Lewis.
- Majored in Parks, Recreation, Tourism Management during undergrad and Athletic Leadership in graduate school.
- Came to Clemson as a four-star prospect and No. 98 overall in 247Sports' Top 100 for the 2019 class. 247Sports ranks Hunter as the No. 4 player in the state of Georgia and the No. 14 combo guard in the country.
- Averaged 15.6 points, 4.1 rebounds, 2.3 assists and 1.8 steals per game as a junior.
- Scored in double-figures in 17-of-22 games and scored more than 20 points on eight occasions, including at least 30 points twice.
- On the Under Armour circuit, Hunter averaged 14.0 points, 2.7 assists, 2.5 rebounds and 1.5 steals per game.
- Hunter chose Clemson over Georgia, Virginia, Oklahoma and Michigan State.
- 247Sports Top 100 Prospect.
- Ranked No. 4 player in the state of Georgia.
- Ranked No. 14 combo guard in the country according to 247Sports.

2023-24 SEASON HIGHS

21 vs. New Mexico (3/22/24).....PTS.....	26 at Florida State (1/28/23)
8, 3x, last vs. Arizona (3/28/24).....FG.....	10 vs. Wake Forest (2/23/22)
5 vs. Miami (Fla.) (2/14/24).....3FG.....	5, 2x, last vs. Miami (Fla.) (2/14/24)
8, 2x, last at Florida State (1/20/24).....FT.....	10 at Florida State (1/28/23)
2, 2x, last vs. Georgia Tech (1/16/24).....OR.....	3 vs. Wofford (11/12/21)
6, 2x, last vs. Arizona (3/28/24).....DR.....	7 at Boston College (2/26/22)
7 vs. Arizona (3/28/24).....TOT.....	7, 4x, last vs. Arizona (3/28/24)
7, 2x, last at Syracuse (2/10/24).....AST.....	11 vs. Syracuse (2/22/23)
3 vs. Alabama (3/30/24).....STL.....	3, 2x, last vs. Alabama (3/30/24)
2 vs. Alabama (3/30/24).....BLK.....	2 vs. Alabama (3/30/24)
42 vs. Georgia Tech (1/16/24).....MIN.....	42 vs. Georgia Tech (1/16/24)

CAREER HIGHS

Year	Career Stats			Field Goals			3-PT			Rebounds														
	GP	GS	Min.	FG	FGA	Pct.	FG	FGA	Pct.	FT	FTA	Pct.	OR	DR	TOT	Avg.	PF	DQ	A	TO	Blk	Stl	Pts.	Avg.
2019-20	9	4	175	17	45	.378	7	23	.304	7	11	.636	1	8	9	1.0	17	0	14	12	0	7	48	5.3
2020-21	24	4	337	28	90	.311	5	35	.143	8	12	.667	6	23	29	1.2	27	0	22	19	3	10	69	2.9
2021-22	33	15	749	78	173	.451	20	58	.345	45	60	.750	16	72	88	2.7	57	0	60	33	6	15	221	6.7
2022-23	31	31	994	144	351	.410	48	135	.356	91	112	.813	7	86	93	3.0	69	1	138	70	8	17	427	13.8
2023-24	36	36	1182	160	377	.424	47	151	.311	96	113	.850	18	76	94	2.6	64	0	116	64	12	26	463	12.9
TOTAL	133	90	3438	427	1036	.412	127	402	.316	247	308	.802	48	265	313	2.4	234	1	350	198	29	75	1228	9.2



VETERAN BIOS

C. HUNTER GAME BY GAME, 2023-24

Date	Opponent	Min	F-FGA	3-3A	FT-FA	Of-RB	A-T	B-S	PF	Pts
11/6	Winthrop	28	2-8	2-6	4-4	0-1	2-1	0-1	0	10
11/10	vs. UAB	35	6-11	1-2	3-4	0-1	4-3	0-0	4	16
11/12	vs. Davidson	34	3-10	1-4	0-0	0-2	3-1	0-0	3	7
11/19	Boise State	29	6-11	1-2	1-1	0-6	4-3	1-0	1	14
11/24	Alcorn State	31	6-10	3-5	3-4	2-2	7-1	0-2	1	18
11/28	at Alabama	29	6-11	3-5	0-0	0-3	1-2	0-0	2	15
12/3	at Pittsburgh	28	1-9	0-5	2-2	0-1	5-2	0-0	4	4
12/6	South Carolina	35	4-11	1-4	1-2	1-4	3-0	1-0	2	10
12/9	vs. TCU	27	0-7	0-4	0-0	0-2	3-4	0-0	3	0
12/16	at Memphis	26	3-11	1-4	6-7	1-2	1-1	1-0	1	13
12/22	Queens	32	4-10	1-2	0-0	1-2	3-0	1-2	0	9
12/29	Radford	28	5-8	2-5	4-4	0-2	5-2	0-2	1	16
1/3	at Miami (Fla.)	36	6-15	1-5	3-3	0-4	3-1	0-2	1	16
1/6	North Carolina	36	8-14	0-4	1-1	0-1	0-3	1-1	2	17
1/10	at Virginia Tech	37	3-13	1-5	2-2	3-4	2-1	0-0	2	9
1/13	Boston College	29	2-5	1-2	2-3	1-4	2-0	0-0	1	7
1/16	Georgia Tech	42	5-14	0-5	8-9	2-2	1-1	1-2	2	18
1/20	at Florida State	29	3-3	0-0	8-8	1-2	2-2	0-1	0	14
1/27	at Duke	33	4-11	1-5	2-4	0-4	2-2	0-0	0	11
1/30	Louisville	35	5-8	2-4	4-5	0-1	2-4	0-1	3	16
2/3	Virginia	28	4-8	0-2	4-4	0-2	0-2	1-1	1	12
2/6	at North Carolina	35	3-12	1-3	0-0	0-3	5-1	0-0	3	7
2/10	at Syracuse	37	6-9	0-0	2-2	0-3	7-2	0-1	2	14
2/14	Miami (Fla.)	31	6-14	5-8	3-4	1-3	4-2	0-1	1	20
2/17	NC State	31	4-11	2-4	0-0	1-1	2-2	0-0	3	10
2/21	at Georgia Tech	31	6-10	4-6	2-3	0-6	6-0	1-0	0	18
2/24	Florida State	36	6-12	2-5	2-3	1-2	4-3	0-0	2	16
2/27	Pittsburgh	36	4-7	1-3	6-6	0-0	2-1	0-1	2	15
3/2	at Notre Dame	33	1-8	0-3	2-2	0-3	0-2	1-0	2	4
3/5	Syracuse	37	7-14	3-8	0-0	0-1	3-1	0-0	3	17
3/9	at Wake Forest	36	5-10	2-6	5-5	0-0	3-2	0-1	3	17
3/13	vs. Boston College (ACC)	31	0-10	0-5	2-2	0-3	2-2	0-0	1	2
3/22	vs. New Mexico (NCAA)	31	8-16	1-4	4-7	1-3	6-1	0-2	0	21
3/24	vs. Baylor (NCAA)	39	5-10	3-5	7-8	0-2	6-4	0-2	4	20
3/28	vs. Arizona (NCAA)	35	8-15	0-5	2-3	1-7	5-4	1-1	1	18
3/30	vs. Alabama (NCAA)	34	5-11	1-6	1-1	1-5	6-1	2-3	3	12
Totals		1182	160-377	47-151	96-113	18-94	116-64	12-26	64	463



C. HUNTER GAME BY GAME, 2022-23

Date	Opponent	Min	F-FGA	3-3A	FT-FA	Of-RB	A-T	B-S	PF	Pts
11/7	The Citadel	33:32	8-17	3-4	4-4	1-1	7-0	0-0	0	23
11/11	at South Carolina	33:15	5-12	0-1	3-4	1-5	5-1	0-1	1	13
11/15	USC Upstate	35:13	7-12	4-6	2-4	0-3	3-2	1-0	4	20
11/18	Bellarmine	37:09	5-8	5-6	0-0	0-2	8-3	0-0	3	15
11/21	Loyola Maryland	18:50	4-6	1-2	1-2	0-1	1-4	0-0	0	10
11/25	vs. Iowa	28:30	7-15	2-5	5-5	0-3	6-3	0-0	3	21
11/26	vs. California	34:50	5-10	3-6	1-3	0-1	7-3	0-2	1	14
11/29	Penn State	29:15	1-12	1-3	4-4	0-1	5-1	1-0	5	7
12/2	Wake Forest*	29:58	3-7	0-4	5-5	0-3	4-7	1-0	3	11
12/7	Towson	34:51	4-9	4-8	2-4	0-2	7-3	1-1	1	14
12/10	vs. Loyola Chicago	33:46	5-13	1-5	2-3	0-2	2-3	0-1	2	13
12/17	vs. Richmond	28:55	7-12	2-3	2-3	0-2	3-1	0-1	2	18
12/21	at Georgia Tech*	35:39	4-13	0-3	6-7	1-3	4-4	1-1	2	14
12/30	NC State*	35:35	4-12	1-3	3-4	0-2	3-1	1-1	0	12
1/4	at Virginia Tech*	23:24	3-8	0-2	6-6	0-2	4-2	0-2	2	12
1/7	at Pittsburgh*	32:32	6-14	1-3	4-4	1-5	3-0	0-1	3	17
1/11	Louisville*	38:34	4-10	1-5	4-4	1-7	4-3	0-0	3	13
1/14	Duke*	28:32	1-10	0-3	3-3	1-3	1-2	0-0	2	5
1/17	at Wake Forest*		DNP							
1/21	Virginia Tech*		DNP							
1/24	Georgia Tech*		DNP							
1/28	at Florida State*	27:33	7-12	2-5	10-11	0-4	3-3	0-0	4	26
1/31	at Boston College*	31:42	4-14	0-5	4-4	0-4	0-5	0-0	0	12
2/4	Miami (Fla.)	37:55	3-12	0-3	0-0	0-4	6-2	0-0	2	6
2/11	at North Carolina*	33:06	3-16	1-8	8-8	0-4	4-2	1-0	1	15
2/15	Florida State*	28:02	7-9	2-3	2-2	0-1	6-1	0-0	2	18
2/18	at Louisville*	36:25	7-13	1-2	0-2	0-5	6-2	0-1	4	15
2/22	Syracuse*	30:51	4-9	4-9	1-2	0-3	11-2	0-1	0	13
2/25	at NC State*	28:02	5-13	2-5	3-5	0-2	3-2	0-2	2	15
2/28	at Virginia*	36:22	3-10	1-4	0-1	0-5	3-0	1-1	4	7
3/4	Notre Dame*	33:01	5-11	4-8	0-0	0-5	7-0	0-0	2	14
3/9	vs. NC State (ACC)	32:53	5-12	1-4	0-0	0-3	9-3	0-0	1	11
3/10	vs. Virginia (ACC)	33:54	2-9	0-4	1-1	1-3	2-1	0-0	3	5
3/15	Morehead St. (NIT)	32:08	6-11	1-3	5-7	0-2	1-4	0-1	4	18
Totals		994:14	144-351	48-135	91-112	7-93	138-70	8-17	69	427



VETERAN BIOS

HUNTER GAME BY GAME, 2021-22

Date	Opponent	Min	F-FGA	3-3A	FT-FA	Of-RB	A-T	B-S	PF	Pts
11/09	Presbyterian	13	1-3	0-0	3-4	0-1	1-0	0-0	2	5
11/12	Wofford	18	2-5	0-1	3-4	3-3	1-0	1-0	0	2
11/15	Bryant	20	2-5	0-1	3-4	0-3	3-0	0-0	2	7
11/18	vs. Temple	22	3-8	0-2	0-0	1-2	3-2	0-0	3	6
11/19	vs. St. Bonaventure	7	0-4	0-0	0-0	0-0	1-0	0-1	0	0
11/21	vs. West Virginia	19	0-1	0-1	1-2	0-2	1-1	0-0	1	1
11/26	Charleston Southern	19	1-6	0-1	0-0	0-2	1-2	0-1	0	2
11/30	at Rutgers	14	1-1	0-0	0-0	1-4	1-0	0-1	2	2
12/04	at Miami (Fla.)*	23	5-7	3-4	2-2	0-2	0-0	0-1	4	15
12/11	vs. Drake	14	1-2	0-1	0-0	0-0	1-0	0-1	0	2
12/14	Miami (Ohio)	6	0-1	0-1	0-0	0-0	0-1	0-0	0	0
12/18	South Carolina	13	1-2	0-0	1-2	2-5	0-0	1-1	0	3
12/22	at Virginia*	11	0-1	0-1	0-0	0-1	1-0	0-0	1	0
01/04	Virginia*	14	0-2	0-1	0-0	0-0	0-1	1-1	2	0
01/08	at NC State*	14	3-3	1-1	0-0	0-1	2-2	1-0	0	7
01/12	at Notre Dame*	21	3-5	1-2	0-0	2-3	0-1	1-1	4	7
01/15	Boston College*	12	1-3	0-0	0-0	0-1	0-0	0-0	1	2
01/18	at Syracuse*	24	4-8	3-7	0-0	0-2	3-1	0-0	4	11
01/22	Pittsburgh*	30	4-5	1-1	4-4	0-5	3-0	1-0	2	13
01/25	at Duke*	27	5-10	2-2	0-0	2-7	5-1	0-0	2	12
02/02	Florida State*	23	4-6	0-0	4-7	0-2	0-2	0-0	2	12
02/05	at Georgia Tech*	34	1-7	0-3	2-2	1-5	5-3	0-1	1	4
02/08	North Carolina*	33	2-5	0-1	1-2	2-6	3-3	0-0	1	5
02/10	Duke*	31	5-8	1-2	2-2	0-4	2-0	0-0	1	13
02/12	Notre Dame*	31	2-7	1-4	1-2	0-3	3-0	0-0	3	6
02/15	at Florida State*	27	0-6	0-2	3-4	1-1	4-2	0-0	3	3
02/19	at Louisville*	31	4-9	1-3	1-1	1-2	3-2	0-0	3	10
02/23	Wake Forest*	33	10-12	1-2	0-0	0-4	2-3	0-2	1	21
02/26	at Boston College*	33	7-9	1-2	8-10	0-7	0-2	1-1	1	23
03/02	Georgia Tech*	32	1-5	1-2	2-2	0-4	4-2	1-1	1	5
03/05	Virginia Tech*	27	0-4	0-3	1-2	0-3	2-2	0-1	2	1
03/08	NC State (ACC)	19	2-5	1-3	3-4	0-1	4-1	0-1	4	8
03/09	Virginia Tech (ACC)	40	5-10	2-3	1-2	0-2	3-0	0-0	2	13
Totals		748	78-173	20-58	45-60	16-88	60-33	6-15	57	221

HUNTER GAME BY GAME, 2019-20

Date	Opponent	Min	F-FGA	3-3A	FT-FA	Of-RB	A-T	B-S	PF	Pts
11/05	Virginia Tech*	29	3-10	0-3	1-5	0-3	2-0	0-0	4	7
11/07	Presbyterian	24	5-7	3-5	0-0	1-2	4-1	0-1	1	13
11/10	Colgate	25	4-6	0-1	2-2	0-2	1-1	0-0	1	10
11/17	Detroit Mercy	30	1-8	1-5	2-2	0-2	4-4	0-2	2	5
11/21	Alabama A&M									
11/24	vs. Texas Christian	15	0-1	0-0	0-0	0-0	2-2	0-1	2	0
11/26	vs. Colorado									
12/02	at Minnesota									
12/08	at Florida State*									
12/15	South Carolina	19	1-5	1-2	2-2	0-0	0-2	0-2	1	5
12/20	Jacksonville									
12/22	Yale									
12/31	Miami (Fla.)*									
01/04	NC State*									
01/11	at North Carolina*									
01/14	Duke*									
01/18	at NC State*	11	0-1	0-1	0-0	0-0	0-1	0-0	1	0
01/21	Wake Forest*	11	0-2	0-2	0-0	0-0	1-0	0-0	2	0
01/25	at Louisville*	11	3-5	2-4	0-0	0-0	0-1	0-1	3	8
01/28	Syracuse*									
02/01	at Wake Forest*									
02/05	at Virginia*									
02/09	Notre Dame*									
02/12	at Pittsburgh*									
02/15	Louisville*									
02/22	at Boston College*									
02/25	at Georgia Tech*									
02/29	Florida State*									
03/04	at Virginia Tech*									
03/06	Georgia Tech*									
03/11	vs. Miami (Fla.) (ACC)									
03/12	vs. Florida State (ACC)									
Totals		175	17-45	7-23	7-11	1-9	14-12	0-7	17	48

HUNTER GAME BY GAME, 2020-21

Date	Opponent	Min	F-FGA	3-3A	FT-FA	Of-RB	A-T	B-S	PF	Pts
11/25	vs. Mississippi St.	16	1-5	0-1	1-2	0-3	1-0	0-1	1	3
11/26	vs. Purdue	9	0-0	0-0	0-0	0-2	1-2	0-1	2	0
12/02	South Carolina St.	18	2-5	0-0	1-2	1-3	1-1	0-1	2	5
12/09	Maryland	9	0-2	0-0	0-0	0-1	1-0	0-0	1	0
12/12	vs. Alabama	15	1-6	0-0	2-2	0-1	0-1	1-1	0	4
12/15	at Virginia Tech	16	2-5	0-1	0-0	1-3	1-2	0-0	2	4
12/21	Morehead St.	18	0-5	0-2	0-0	0-0	2-0	0-0	2	0
12/29	Florida State*	21	3-8	0-3	2-2	1-2	0-0	0-0	1	8
01/02	at Miami (Fla.)*	13	1-3	1-2	0-0	0-1	1-2	0-0	4	3
01/05	NC State*	8	1-1	0-0	0-2	1-1	0-1	0-0	1	2
01/16	Virginia*	16	2-3	0-0	0-0	0-1	0-1	0-0	0	4
01/20	at Georgia Tech*	12	0-2	0-2	0-0	0-0	1-1	0-0	0	0
01/23	at Florida State*	16	4-7	1-4	0-0	0-0	0-1	0-3	2	9
01/27	Louisville*	9	0-3	0-3	0-0	0-2	1-1	0-1	1	0
01/30	at Duke*	18	4-8	1-1	0-0	1-2	2-1	0-1	0	9
02/02	North Carolina*	17	1-3	1-2	0-0	0-1	1-0	0-0	2	3
02/06	Syracuse*	3	0-0	0-0	0-0	0-0	0-1	1-0	0	0
02/12	Georgia Tech*	9	0-1	0-1	0-0	1-2	1-1	0-0	1	0
02/24	at Wake Forest*	9	0-3	0-2	0-0	0-2	1-2	0-0	0	0
02/27	Miami (Fla.)*	9	0-3	0-2	0-0	0-0	2-0	0-0	2	0
03/03	at Syracuse*	20	3-6	1-4	0-0	0-2	4-0	0-1	2	7
03/06	Pittsburgh	21	2-4	0-2	0-0	0-0	0-1	0-0	1	4
03/10	vs. Miami (Fla.) (ACC)	12	0-2	0-1	2-2	0-0	0-0	0-0	0	2
03/19	vs. Rutgers (NCAA)	15	1-5	0-2	0-0	0-0	1-0	1-0	0	2
Totals		337	28-90	5-35	8-12	6-29	22-19	3-10	27	69



VETERAN BIOS



DILLON HUNTER

2

G • 6-3.5 • 192 • JR. • 2VL
ATLANTA, GA.
WESTLAKE HS
PARKS, RECREATION, TOURISM MANAGEMENT

2023-24 (SOPHOMORE)

- Played in all 36 games for the Tigers and started one.
- Averaged 14.7 minutes off the bench, playing as the backup point guard for Clemson.
- Averaged 2.3 points, 1.6 rebounds and 1.3 assists per contest.
- Season-high seven points against Queens (Dec. 22)
- Season-best five assists in his lone start of the season at home against Georgia Tech (Jan. 16).
- Had 46:14 assist/turnover ratio, best on the team. Has outstanding 86:36 ratio for his career. He will move into top 10 in Clemson history once he reaches 100 career assists.

2022-23 (FRESHMAN)

- Appeared in 33 games and made three starts as a freshman.
- Played 12.0 minutes per game, averaging 1.4 points, 1.2 rebounds and 1.2 assists per game
- Scored career-high nine points in a win over Georgia Tech (Jan. 24). He finished 3-for-5 from the floor, 1-for-1 from three and 2-for-2 at the foul line. Also added two assists and one steal.
- Finished with 11 games of two or more assists, including a career-high five in a win at Florida State (Jan. 28). He totaled four on two separate occasions.

PREP AND PERSONAL

- Born April 16, 2003.
- Son of Brandi Lewis.
- Majoring in Parks, Recreation, Tourism Management.
- He is the younger brother of current Tiger Chase Hunter, and was ranked No. 64 in the ESPN 100 and rated a four-star prospect.
- Hunter chose Clemson over Baylor, Auburn, Florida State, Kentucky, Georgia and Georgia Tech.



2023-24 SEASON HIGHS										CAREER HIGHS																						
7 vs. Queens (12/22/23)	PTS	9 vs. Georgia Tech (1/24/23)	3 vs. Queens (12/22/23)	FG	3, 3x, last vs. Queens (12/22/23)	1, 8x, last vs. Boston College (1/13/24)	3FG	1, 11x, last vs. Boston College (1/13/24)	2, 2x, last vs. TCU (12/9/23)	FT	2, 4x, last vs. TCU (12/9/23)	1, 4x, last vs. Queens (12/22/23)	OR	2 vs. Loyola Maryland (11/21/22)	4 vs. Winthrop (11/6/23)	DR	4 vs. Winthrop (11/6/23)	4, 5x, last vs. Queens (12/22/23)	TOT	4, 5x, last vs. Queens (12/22/23)	5 at Memphis (12/16/23)	AST	5, 2x, last at Memphis (12/16/23)	2 vs. Alcorn State (11/24/23)	STL	2, 2x, last vs. Alcorn State (11/24/23)	1 at Duke (1/27/24)	BLK	1, 2x, last at Duke (1/27/24)	36 vs. Georgia Tech (1/16/24)	MIN	36, 2x, last vs. Georgia Tech (1/16/24)

Year	Career Stats			Field Goals			3-PT			Rebounds														
	GP	GS	Min.	FG	FGA	Pct.	FG	FGA	Pct.	FT	FTA	Pct.	OR	DR	TOT	Avg.	PF	DQ	A	TO	Blk	Stl	Pts.	Avg.
2022-23	33	3	395	17	57	.298	3	20	.150	9	15	.600	5	35	40	1.2	34	0	40	22	1	14	46	1.4
2023-24	36	1	530	33	84	.393	9	35	.257	8	19	.421	7	51	58	1.6	42	1	46	14	2	15	83	2.3
TOTAL	69	4	925	50	141	.355	12	55	.218	17	34	.500	12	86	98	1.4	76	1	86	36	3	29	129	1.9



VETERAN BIOS

D. HUNTER GAME BY GAME, 2023-24

Date	Opponent	Min	F-FGA	3-3A	FT-FA	Of-RB	A-T	B-S	PF	Pts
11/6	Winthrop	12	0-1	0-1	0-0	0-4	3-1	0-0	1	0
11/10	vs. UAB	14	2-5	0-2	0-0	0-1	3-1	0-0	0	4
11/12	vs. Davidson	15	1-1	1-1	0-0	0-1	2-1	0-1	0	3
11/19	Boise State	17	1-1	1-1	2-2	0-2	3-1	0-0	0	5
11/24	Alcorn State	25	1-4	1-2	0-0	0-3	4-0	0-2	2	3
11/28	at Alabama	18	1-4	1-1	0-1	1-4	1-0	0-1	4	3
12/3	at Pittsburgh	17	0-2	0-1	0-0	1-3	2-0	0-0	2	0
12/6	South Carolina	11	0-1	0-0	0-0	0-0	1-0	0-0	1	0
12/9	vs. TCU	25	2-6	0-4	2-2	1-4	1-1	0-1	4	6
12/16	at Memphis	30	1-2	0-1	1-2	1-4	5-0	0-1	2	3
12/22	Queens	23	3-5	1-2	0-0	1-4	3-1	0-0	2	7
12/29	Radford	25	1-5	1-3	0-0	0-3	2-2	0-1	0	3
1/3	at Miami (Fla.)	19	2-6	0-1	0-0	0-1	0-2	0-0	1	4
1/6	North Carolina	26	0-2	0-0	0-0	0-2	0-0	0-0	1	0
1/10	at Virginia Tech	21	2-4	1-3	0-0	0-0	2-0	0-1	0	5
1/13	Boston College	21	1-2	1-1	0-0	0-1	1-1	0-1	3	3
1/16	Georgia Tech	36	1-3	0-2	0-2	1-1	3-0	0-0	5	2
1/20	at Florida State	14	2-3	1-1	0-0	0-3	2-0	0-1	2	5
1/27	at Duke	10	2-4	0-1	0-1	0-2	1-0	1-0	1	4
1/30	Louisville	12	0-0	0-0	0-1	0-1	0-0	0-1	1	0
2/3	Virginia	9	0-0	0-0	0-0	0-0	0-0	0-1	0	0
2/6	at North Carolina	8	1-1	0-0	0-1	1-1	2-0	0-1	1	2
2/10	at Syracuse	11	1-3	0-1	0-2	0-1	0-0	0-1	0	2
2/14	Miami (Fla.)	6	0-1	0-1	0-0	0-0	0-0	0-0	0	0
2/17	NC State	4	2-2	0-0	0-0	0-0	0-1	0-0	0	4
2/21	at Georgia Tech	12	1-1	0-0	0-0	0-1	1-0	0-0	1	2
2/24	Florida State	9	1-1	0-0	3-4	0-1	0-0	1-0	1	5
2/27	Pittsburgh	5	0-1	0-0	0-0	0-0	0-1	0-0	0	0
3/2	at Notre Dame	11	1-3	0-2	0-0	0-2	1-0	0-0	1	2
3/5	Syracuse	6	0-1	0-0	0-0	0-1	0-1	0-0	0	0
3/9	at Wake Forest	1	0-1	0-0	0-0	0-0	0-0	0-0	0	0
3/13	vs. Boston College (ACC)	11	1-3	0-0	0-0	0-0	0-0	0-0	0	2
3/22	vs. New Mexico (NCAA)	14	1-2	0-1	0-0	0-1	2-0	0-1	3	2
3/24	vs. Baylor (NCAA)	6	0-0	0-0	0-0	0-1	0-0	0-0	1	0
3/28	vs. Arizona (NCAA)	14	1-2	0-1	0-1	0-2	1-0	0-0	2	2
3/30	vs. Alabama (NCAA)	14	0-1	0-1	0-0	0-3	0-0	0-0	0	0
Totals		531	33-84	9-35	8-19	7-58	46-14	2-15	42	83



D. HUNTER GAME BY GAME, 2022-23

Date	Opponent	Min	F-FGA	3-3A	FT-FA	Of-RB	A-T	B-S	PF	Pts
11/7	The Citadel	10:47	0-1	0-0	0-0	0-2	0-1	0-1	2	0
11/11	at South Carolina	07:26	0-1	0-0	0-0	0-0	1-0	0-0	1	0
11/15	USC Upstate	14:04	1-3	0-1	0-1	0-0	1-0	0-0	2	2
11/18	Bellarmine	05:08	0-1	0-1	0-0	0-2	1-0	0-0	0	0
11/21	Loyola Maryland	19:51	2-5	0-0	0-0	2-4	2-2	0-0	1	4
11/25	vs. Iowa	00:48	0-0	0-0	0-0	0-0	0-0	0-0	0	0
11/26	vs. California	12:42	0-1	0-1	0-0	0-0	3-0	1-0	1	0
11/29	Penn State	09:50	0-1	0-0	0-0	0-2	3-2	0-0	0	0
12/2	Wake Forest*	05:57	0-1	0-0	0-0	0-0	0-0	0-0	0	0
12/7	Towson		DNP							
12/10	vs. Loyola Chicago	06:14	0-1	0-0	0-0	0-2	0-0	0-0	0	0
12/17	vs. Richmond	11:18	0-1	0-0	0-0	0-0	1-0	0-2	0	0
12/21	at Georgia Tech*	23:19	0-3	0-2	2-2	0-2	4-0	0-1	3	2
12/30	NC State*	18:38	1-2	0-1	2-2	0-3	2-0	0-0	2	4
1/4	at Virginia Tech*	05:18	0-2	0-0	0-0	0-1	0-1	0-0	0	0
1/7	at Pittsburgh*	09:02	0-0	0-0	0-1	0-0	0-0	0-1	1	0
1/11	Louisville*	03:03	0-1	0-1	0-0	0-1	0-0	0-0	1	0
1/14	Duke*	04:50	0-0	0-0	0-0	0-0	0-0	0-1	0	0
1/17	at Wake Forest*	12:58	0-3	0-2	0-0	0-0	2-0	0-1	4	0
1/21	Virginia Tech*	23:03	3-5	0-2	0-1	0-3	1-0	0-1	2	6
1/24	Georgia Tech*	35:56	3-5	1-1	2-2	0-1	2-4	0-1	1	9
1/28	at Florida State*	25:43	0-4	0-3	1-2	1-5	5-1	0-0	2	1
1/31	at Boston College*	15:59	0-2	0-1	0-0	0-0	1-1	0-0	0	0
2/4	Miami (Fla.)	02:06	0-0	0-0	0-0	0-0	0-1	0-0	0	0
2/11	at North Carolina*	05:48	0-1	0-0	0-0	0-0	1-0	0-0	1	0
2/15	Florida State*	17:09	2-3	0-1	0-0	0-3	2-1	0-1	2	4
2/18	at Louisville*	03:32	0-1	0-1	0-0	0-0	0-0	0-0	0	0
2/22	Syracuse*	11:04	0-0	0-0	0-0	0-2	4-2	0-1	2	0
2/25	at NC State*	16:50	1-1	0-0	1-2	0-1	0-3	0-1	2	3
2/28	at Virginia*	02:04	0-0	0-0	0-0	0-0	0-1	0-0	1	0
3/4	Notre Dame*	7:00	0-0	0-0	0-0	0-0	0-1	0-0	0	0
3/9	vs. NC State (ACC)	18:59	3-4	1-1	1-2	1-3	2-1	0-1	0	8
3/10	vs. Virginia (ACC)	15:28	1-3	1-1	0-0	0-2	1-0	0-1	1	3
3/15	Morehead State (NIT)	12:35	0-1	0-0	0-0	1-1	1-0	0-0	2	0
Totals		394:31	17-57	3-20	9-15	5-40	40-22	1-14	34	46



VETERAN BIOS



MATT KELLY

20

G • 6-2 • 175 • SR. • 2VL
CHARLESTON, S.C.
PORTER-GAUD HS
PARKS, RECREATION, TOURISM MANAGEMENT

2023-24 (JUNIOR)

- Appeared in five games and totaled nine minutes.
- Second career steal against Queens (Dec. 22).
- Played season high 3:34 in win over Radford (Dec. 29).

2022-23 (SOPHOMORE)

- Appeared in six games and totaled seven minutes.
- Scored first career points at North Carolina (Feb. 11).
- Finished the season 2-for-2 from the field, scoring in two games, including a win over Florida State (Feb. 15).

PREP AND PERSONAL

- Born on August 1, 2002.
- Son of Melissa and Tim Kelly.
- Majoring in parks, recreation, tourism management.
- Attended Porter-Gaud High School and lettered in both football and basketball.
- Third year in the basketball program as a walk on.



2023-24 SEASON HIGHS		CAREER HIGHS	
PTS	2, 2x, last vs. Florida State (2/15/23)	PTS	2, 2x, last vs. Florida State (2/15/23)
FG	1, 2x, last vs. Florida State (2/15/23)	FG	1, 2x, last vs. Florida State (2/15/23)
3FG		3FG	
FT		FT	
OR		OR	
DR	1 vs. Richmond (12/17/22)	DR	1 vs. Richmond (12/17/22)
TOT	1 vs. Richmond (12/17/22)	TOT	1 vs. Richmond (12/17/22)
AST	1 vs. Richmond (12/17/22)	AST	1 vs. Richmond (12/17/22)
STL	1, 2x, last vs. Queens (12/22/23)	STL	1, 2x, last vs. Queens (12/22/23)
BLK		BLK	
MIN	3 vs. Radford (12/29/23)	MIN	3 vs. Radford (12/29/23)

Career Stats				Field Goals			3-PT			Rebounds														
Year	GP	GS	Min.	FG	FGA	Pct.	FG	FGA	Pct.	FT	FTA	Pct.	OR	DR	TOT	Avg.	PF	DQ	A	TO	Blk	Stl	Pts.	Avg.
2022-23	6	0	7	2	2	1.000	0	0	.000	0	0	.000	0	1	1	0.2	0	0	1	0	0	1	4	0.7
2023-24	5	0	9	0	1	.000	0	0	.000	0	0	.000	0	0	0	0.0	0	0	0	1	0	1	0	0.0
TOTAL	11	0	17	2	3	.667	0	0	.000	0	0	.000	0	1	1	0.1	0	0	1	1	0	2	4	0.4



VETERAN BIOS

KELLY GAME BY GAME, 2023-24

Date	Opponent	Min	F-FGA	3-3A	FT-FA	Of-RB	A-T	B-S	PF	Pts
11/6	Winthrop				DNP					
11/10	vs. UAB				DNP					
11/12	vs. Davidson				DNP					
11/19	Boise State				DNP					
11/24	Alcorn State	1	0-0	0-0	0-0	0-0	0-0	0-0	0	0
11/28	at Alabama				DNP					
12/3	at Pittsburgh				DNP					
12/6	South Carolina				DNP					
12/9	vs. TCU				DNP					
12/16	at Memphis				DNP					
12/22	Queens	2	0-1	0-0	0-0	0-0	0-0	0-1	0	0
12/29	Radford	4	0-0	0-0	0-0	0-0	0-0	0-0	0	0
1/3	at Miami (Fla.)				DNP					
1/6	North Carolina				DNP					
1/10	at Virginia Tech				DNP					
1/13	Boston College				DNP					
1/16	Georgia Tech				DNP					
1/20	at Florida State				DNP					
1/27	at Duke				DNP					
1/30	Louisville				DNP					
2/3	Virginia				DNP					
2/6	at North Carolina				DNP					
2/10	at Syracuse				DNP					
2/14	Miami (Fla.)				DNP					
2/17	NC State				DNP					
2/21	at Georgia Tech				DNP					
2/24	Florida State				DNP					
2/27	Pittsburgh				DNP					
3/2	at Notre Dame				DNP					
3/5	Syracuse				DNP					
3/9	at Wake Forest				DNP					
3/13	vs. Boston College (ACC)	1	0-0	0-0	0-0	0-1	0-0	0-0	0	0
3/22	vs. New Mexico (NCAA)	1	0-0	0-0	0-0	0-0	0-1	0-0	0	0
3/24	vs. Baylor (NCAA)				DNP					
3/28	vs. Arizona (NCAA)				DNP					
3/30	vs. Alabama (NCAA)				DNP					
Totals		9	0-1	0-0	0-0	0-0	0-1	0-1	0	0



KELLY GAME BY GAME, 2022-23

Date	Opponent	Min	F-FGA	3-3A	FT-FA	Of-RB	A-T	B-S	PF	Pts
11/7	The Citadel				DNP					
11/11	at South Carolina				DNP					
11/15	USC Upstate				DNP					
11/18	Bellarmine				DNP					
11/21	Loyola Maryland	01:19	0-0	0-0	0-0	0-0	0-0	0-0	0	0
11/25	vs. Iowa				DNP					
11/26	vs. California				DNP					
11/29	Penn State				DNP					
12/2	Wake Forest*				DNP					
12/7	Towson				DNP					
12/10	vs. Loyola Chicago				DNP					
12/17	vs. Richmond	01:29	0-0	0-0	0-0	0-1	1-0	0-0	0	0
12/21	at Georgia Tech*				DNP					
12/30	NC State*				DNP					
1/4	at Virginia Tech*				DNP					
1/7	at Pittsburgh*				DNP					
1/11	Louisville*				DNP					
1/14	Duke*				DNP					
1/17	at Wake Forest*				DNP					
1/21	Virginia Tech*				DNP					
1/24	Georgia Tech*				DNP					
1/28	at Florida State*				DNP					
1/31	at Boston College*				DNP					
2/4	Miami (Fla.)				DNP					
2/11	at North Carolina*	00:20	1-1	0-0	0-0	0-0	0-0	0-0	0	2
2/15	Florida State*	01:40	1-1	0-0	0-0	0-0	0-0	0-0	0	2
2/18	at Louisville*				DNP					
2/22	Syracuse*				DNP					
2/25	at NC State*				DNP					
2/28	at Virginia*				DNP					
3/4	Notre Dame*	02:06	0-0	0-0	0-0	0-0	0-0	0-0	0	0
3/9	vs. NC State (ACC)	00:26	0-0	0-0	0-0	0-0	0-0	0-1	0	0
3/10	vs. Virginia (ACC)				DNP					
3/15	Morehead State (NIT)				DNP					
Totals		07:21	2-2	0-0	0-0	0-1	1-0	0-1	0	4



VETERAN BIOS



VIKTOR LAKHIN

0

C • 6-11 • 245 • R-SR • TR
ANAPA, RUSSIA
CSKA-2 / CINCINNATI
ATHLETIC LEADERSHIP

2023-24 (AT CINCINNATI)

- Started 24 games with 29 total appearances.
- Missed UCF home win due to illness and exited Kansas State game late due to ankle injury, which kept him out till Big 12 Quarterfinals 12 days later.
- Posted 11 points and nine rebounds off the bench at No. 1 Houston.
- Scored season-high 26 points (with 11 rebounds) against Eastern Washington, the first of six-straight double-figure scoring games early in the season.
- Those 26 points were the most for a Cincinnati big since Kyle Washington's 27 against UConn in 2017.
- Followed the EWU game with a 14-point, 14-rebound double-double against Northern Kentucky.
- Had 13 double-figure scoring games for the year and three with double-digit rebounds.
- Was 5-for-6 from deep in the blowout win over Georgia Tech for 15 points, a new development in his game after he had 11-such attempts his first two years.

2022-23 (AT CINCINNATI)

- Earned degree in May 2023, needing only three years. Academic All-AAC.
- Became one of the most-improved players in the AAC, averaging 11.6 points and 7.1 rebounds (team-high) while starting 32 of the 33 games in which he appeared.
- 15 nationally (and tops in the AAC) with a 61.7 percent shooting clip.

- Fourth in the league for blocks (1.4 per game) and seventh for rebounding.
- Played the first seven minutes at Tulane on Feb. 7 before suffering a lower-body injury that kept him out of the next three, and he battled it the rest of the season.
- His eight blocks at SMU were sixth in UC history (and most since Eric Hicks' triple-double against Marquette in 2006) and the most in the AAC since 2017.
- Swatted seven more against Temple in AAC Quarterfinal win that tied the league's tourney record.
- Collected 20 double-figure scoring games with 13 in a row at one point. Notched seven double-doubles as well, including a career-high 22 points with 10 boards against Memphis.
- Other double-doubles came against Cleveland State (14/12), NJIT (10/10), Bryant (16/11), Detroit Mercy (18/15) and Tulane (13/13).
- The 15 boards against the Titans were UC's most since Tre Scott in Feb. 2020 versus UCF.
- Second on the team with 39 steals despite missing three-plus games.

2021-22 (AT CINCINNATI)

- Appeared in 29 games, all in reserve duty, averaging 4.2 points and 3.5 rebounds per game on 53.8 percent shooting, recording 19 steals and nine blocks.
- Battled injury throughout the season as well.
- Scored in double-figures twice (beginning with 10

against Presbyterian), including a season-high 13 against NEC champ Bryant.

- Also had a career-high 11 rebounds in that one to earn AAC Freshman of the Week honors, UC's first since Jarron Cumberland in 2016-17.
- Went 5-for-7 at Houston and SMU to close regular-season, his highest scoring output since the first two AAC games.
- Also added eight points and six boards at Xavier on the heels of his Freshman of the Week honor.
- Held top bench press improvement on the team (adding 10 reps).

2020-21 (AT CINCINNATI)

- Did not see time due to injury.

PREP AND PERSONAL

- Born July 30, 2001 in Anapa, Russia.
- Son of Olga and Alexander Lakhin.
- Has two brothers, Alexander and Vasiliy.
- Majoring in athletic leadership.
- Averaged 9.8 points and 7.0 rebounds while shooting 47.2 percent from the field at the 2019 FIBA Under 18 European Championship where he helped guide the Russians to a sixth-place finish.
- Saw four seasons of play as a member of the CSKA-2 Moscow club team.
- Averaged 12.0 points, 5.9 rebounds and 1.4 blocks while shooting 47.2 percent from the field in 12 games as a junior playing in the U-21 Youth Championship.



2023-24 SEASON HIGHS												CAREER HIGHS											
26 vs. Eastern Washington (11/12/23) . PTS.....												26 vs. Eastern Washington (11/12/23)											
9 vs. Eastern Washington (11/23/23)FG.....												11 vs. Memphis (1/22/23)											
5 vs. Georgia Tech (11/22/23).....3FG.....												5 vs. Georgia Tech (11/22/23)											
6 vs. Eastern Washington (11/12/23) FT												8 vs. Houston (1/8/23)											
6 vs. Northern Kentucky (11/19/23).....OR.....												7 vs. Detroit Mercy (12/21/22)											
8 vs. Northern Kentucky (11/19/23).....DR.....												11 vs. Bryant (12/4/22)											
14 vs. Northern Kentucky (11/19/23).... TOT												15 vs. Detroit Mercy (12/21/22)											
6 vs. Florida Gulf Coast (12/3/23) AST												6 vs. Florida Gulf Coast (12/3/23)											
2, 3x, last at Baylor (1/13/24) STL.....												4 vs. UCF (2/4/23)											
5 vs. Oklahoma (1/20/24) BLK.....												8 at SMU (1/14/23)											
33 vs. TCU (1/16/24) MIN.....												34 vs. UCF (2/4/23)											

Year	GP			Field Goals			3-PT			Rebounds			PF	DQ	A	TO	Blk	Stl	Pts.	Avg.				
	Y	G	S	FG	FGA	Pct.	FG	FGA	Pct.	FT	FTA	Pct.									OR	DR	TOT	Avg.
2020-21*																								
2021-22*	29	0	317	50	93	.538	1	7	.143	22	40	.550	38	64	102	3.5	44	1	7	28	9	19	123	4.2
2022-23*	33	32	777	158	256	.617	2	4	.500	65	116	.560	76	158	234	7.1	86	5	17	42	46	39	383	11.6
2023-24*	29	24	628	110	219	.502	14	54	.259	34	61	.557	70	105	175	6.0	50	1	48	36	23	16	268	9.2
TOTAL	91	56	1722	318	568	.560	17	65	.262	121	217	.558	184	327	511	5.6	180	7	72	106	78	74	774	8.5

* - at Cincinnati



VETERAN BIOS

LAKHIN GAME BY GAME, 2023-24 (CINCINNATI)

Date	Opponent	Min	F-FGA	3-3A	FT-FA	Of-RB	A-T	B-S	PF	Pts
11/6	UIC	24	2-8	0-2	3-4	3-8	1-1	0-2	3	7
11/10	Detroit Mercy	18	4-7	0-1	0-0	2-5	4-2	1-1	1	8
11/12	Eastern Washington	26	9-12	2-3	6-8	5-11	1-0	1-1	2	26
11/19	Northern Kentucky	30	6-11	1-3	1-2	6-14	3-0	0-1	0	14
11/22	Georgia Tech	22	5-6	5-6	0-0	1-6	1-1	2-1	3	15
11/28	at Howard	32	8-13	0-2	3-6	2-6	0-1	2-0	1	19
12/3	Florida Gulf Coast	24	8-10	1-1	2-3	4-9	6-0	1-1	2	19
12/9	at Xavier	29	8-17	1-7	0-2	4-8	3-1	0-0	3	17
12/12	Bryant	22	3-8	0-0	1-2	5-12	2-4	1-1	1	7
12/16	vs. Dayton	22	2-9	0-5	0-1	3-7	1-1	0-0	3	4
12/19	Merrimack	27	8-14	0-0	2-3	3-7	3-3	2-0	0	18
12/22	Stetson	28	6-10	0-0	0-0	5-9	1-3	1-0	4	12
12/29	Evansville	30	5-13	0-3	1-2	2-9	4-1	2-0	2	11
1/6	at BYU	29	6-11	2-3	3-6	2-7	2-3	0-1	0	17
1/9	Texas	27	7-12	1-3	2-5	0-4	3-1	2-2	0	17
1/13	at Baylor	24	3-5	0-0	1-2	1-1	1-2	0-2	5	7
1/16	TCU	33	5-6	1-2	0-0	2-5	3-1	2-1	1	11
1/20	Oklahoma	31	2-7	0-2	1-3	2-7	0-2	5-0	0	5
1/22	at Kansas	26	1-6	0-1	5-8	4-8	2-1	0-0	3	7
1/27	UCF				DNP					
1/31	at West Virginia	18	0-5	0-4	0-0	1-3	0-4	0-0	3	0
2/3	at Texas Tech	17	1-6	0-1	2-2	3-4	1-2	1-1	0	4
2/10	Houston	13	0-4	0-3	0-0	0-3	1-0	0-0	2	0
2/13	Iowa State	9	0-2	0-0	0-0	1-1	0-0	0-0	0	0
2/17	at UCF	0	0-0	0-0	0-0	0-0	0-0	0-0	0	0
2/21	Oklahoma State				DNP					
2/24	at TCU	15	1-1	0-0	0-0	1-2	2-1	0-0	2	2
2/27	at Houston	21	5-6	0-0	1-2	5-9	0-1	0-0	4	11
3/2	Kansas State	20	3-8	0-2	0-0	2-7	0-0	0-1	4	6
3/5	at Oklahoma				DNP					
3/9	West Virginia				DNP					
3/12	vs. West Virginia (B12)				DNP					
3/13	vs. Kansas (B12)				DNP					
3/14	vs. Baylor (B12)	5	2-2	0-0	0-0	0-1	1-0	0-0	1	4
3/20	vs. San Francisco (NIT)	2	0-0	0-0	0-0	1-2	1-0	0-0	0	0
3/23	vs. Bradley (NIT)				DNP					
3/26	at Indiana State (NIT)				DNP					
Totals		628	110-219	14-54	34-61	70-175	48-36	23-16	50	268

LAKHIN GAME BY GAME, 2022-23 (CINCINNATI)

Date	Opponent	Min	F-FGA	3-3A	FT-FA	Of-RB	A-T	B-S	PF	Pts
11/7	Chaminade	17	3-3	0-0	0-0	2-6	2-0	0-2	0	6
11/10	Cleveland State	23	6-7	0-0	2-3	5-12	0-2	3-0	1	14
11/13	Eastern Kentucky	14	2-4	0-0	3-6	2-7	1-1	1-1	4	7
11/16	at N. Kentucky	22	4-8	0-0	1-6	4-9	1-3	0-1	3	9
11/21	vs. Arizona	19	6-10	0-0	5-8	2-5	0-0	1-0	4	17
11/22	vs. Ohio State	19	6-7	0-0	0-2	2-4	0-2	2-0	2	12
11/23	vs. Louisville	16	6-9	0-0	0-0	2-4	0-1	1-2	5	12
11/30	NJIT	21	5-9	0-0	0-2	4-10	0-1	1-0	3	10
12/4	Bryant	19	6-9	0-0	4-9	2-13	0-0	1-1	3	16
12/10	Xavier	24	7-9	1-1	1-2	4-8	0-3	2-0	5	16
12/14	Miami (Oh.)	18	6-7	0-0	2-2	1-2	0-0	0-2	2	14
12/17	La Salle	26	7-8	0-0	3-7	1-4	0-2	2-1	2	17
12/21	Detroit Mercy	30	8-10	0-0	2-2	7-15	0-0	1-3	0	18
12/29	Tulane	26	4-9	0-0	5-6	3-13	1-2	1-2	4	13
1/1	at Temple	27	3-8	0-0	5-10	0-4	2-3	0-2	4	11
1/5	at Wichita State	28	7-14	0-0	0-0	3-9	2-1	1-0	3	14
1/8	Houston	31	4-7	0-0	8-10	1-6	1-2	0-2	1	16
1/11	East Carolina	27	3-6	0-0	2-2	0-6	0-0	1-2	1	8
1/14	at SMU	26	3-9	0-0	0-2	4-10	0-3	8-1	4	6
1/18	at South Florida	20	2-5	0-0	2-4	1-1	0-0	0-0	5	6
1/22	Memphis	33	11-14	0-1	0-4	3-10	1-0	0-3	4	22
1/28	at Houston	31	7-14	0-1	1-2	2-5	0-1	3-1	3	15
2/1	Tulsa	29	5-8	0-0	0-1	3-8	1-0	1-0	1	10
2/4	UCF	34	7-12	0-0	6-6	2-8	1-0	1-4	3	20
2/7	at Tulane	7	2-2	0-0	0-0	0-1	0-1	0-0	0	4
2/11	South Florida				DNP					
2/15	at East Carolina				DNP					
2/19	at UCF				DNP					
2/22	Temple	19	3-5	0-0	4-5	0-3	1-0	2-0	5	10
2/26	at Memphis	25	3-3	1-1	1-2	2-9	0-4	2-1	1	8
3/5	SMU	20	4-4	0-0	0-0	1-6	1-1	0-0	4	8
3/10	vs. Temple (AAC)	25	3-5	0-0	0-0	0-5	1-1	7-3	0	6
3/11	vs. Houston (AAC)	23	1-4	0-0	1-3	1-5	0-3	1-1	2	3
3/15	vs. Va. Tech (NIT)	26	3-7	0-0	3-3	4-8	0-1	2-1	1	9
3/18	at Hofstra (NIT)	28	6-9	0-0	4-6	3-8	1-2	1-1	1	16
3/22	at Utah Valley (NIT)	22	5-11	0-0	0-1	5-10	0-2	0-2	5	10
Totals		777	158-256	2-4	65-116	76-234	17-42	46-39	86	383

LAKHIN GAME BY GAME, 2021-22 (CINCINNATI)

Date	Opponent	Min	F-FGA	3-3A	FT-FA	Of-RB	A-T	B-S	PF	Pts
11/9	Evansville	16	3-4	0-1	1-4	1-7	0-2	1-2	1	7
11/13	Georgia	15	4-6	0-1	1-1	1-2	2-0	2-1	0	9
11/16	Alabama A&M				DNP					
11/18	Presbyterian	14	4-5	0-1	2-2	1-3	0-1	0-1	1	10
11/22	vs. Illinois	15	4-7	0-0	1-2	4-8	0-0	1-1	2	9
11/23	vs. Arkansas	15	2-3	0-0	0-0	0-4	0-5	2-0	4	4
11/27	Monmouth	14	1-4	0-0	0-0	1-5	0-0	0-0	0	2
12/1	at Miami (Oh.)	8	2-3	0-0	0-2	3-3	0-2	0-0	5	4
12/5	Bryant	24	4-8	0-0	5-6	5-11	1-1	0-2	1	13
12/11	at Xavier	16	4-8	0-2	0-2	3-6	0-0	0-0	3	8
12/14	Florida A&M	16	1-2	0-0	0-0	2-6	1-2	0-1	1	2
12/18	Ashland	9	0-0	0-0	0-0	1-2	1-0	0-1	2	0
12/21	Tennessee Tech	11	2-4	0-0	0-0	3-5	0-0	0-0	0	4
1/1	Tulane	13	3-7	0-0	2-4	1-4	0-2	0-0	3	8
1/6	SMU	11	3-4	0-0	1-2	0-2	0-2	1-1	2	7
1/9	at Memphis	6	1-1	0-0	0-0	0-1	0-1	1-0	2	2
1/12	East Carolina	12	1-3	0-0	2-4	0-7	0-1	0-0	1	4
1/16	at Wichita State				DNP					
1/20	Tulsa				DNP					
1/25	at Temple	8	0-0	0-0	0-0	1-2	1-3	0-3	0	0
1/30	at East Carolina	5	0-2	0-0	0-0	3-5	0-1	0-0	1	0
2/6	Houston	13	3-4	1-1	0-0	1-2	0-1	1-0	2	7
2/9	at South Florida	3	0-0	0-0	0-0	0-0	0-2	0-1	0	0
2/12	at Tulsa	8	1-2	0-0	0-0	2-5	0-0	0-1	1	2
2/15	Memphis	10	0-3	0-1	5-8	1-3	0-0	0-2	1	5
2/17	Wichita State	3	0-0	0-0	0-0	0-0	0-0	0-0	1	0
2/20	Temple	4	0-0	0-0	0-0	0-0	0-0	0-1	1	0
2/23	at UCF	7	1-3	0-0	0-0	0-1	0-0	0-0	1	2
2/26	South Florida				DNP					
3/1	at Houston	12	2-3	0-0	0-0	2-3	1-0	0-0	2	4
3/3	at SMU	14	3-4	0-0	2-3	0-3	0-0	0-1	2	8
3/10	vs. East Carolina (AAC)	8	1-3	0-0	0-0	1-1	0-1	0-0	2	2
3/11	vs. Houston (AAC)	7	0-0	0-0	0-0	1-1	0-1	0-0	2	0
Totals		317	50-93	1-7	22-40	38-102	7-28	9-19	44	123



VETERAN BIOS



ANDREW LATIFF

13

G • 6-5 • 195 • SR. • 1VL
CLEMSON, S.C.
DANIEL HS
MANAGEMENT

2023-24 (JUNIOR)

- Appeared in five games in his first season as a walk-on for Clemson.
- Totaled eight minutes and scored first career basket against Queens (Dec. 22)
- Season-high two rebounds in the game.
- Served as a student manager prior to being added to the active roster.

PREP AND PERSONAL

- Born March 1, 2002.
- Son of Catherine and Todd Latiff.
- Majoring in management.
- Attended nearby Daniel High School and served as a team captain. Led team to a 23-6 record – an all-time best for Daniel.
- Selected to play in All Star Tri-County Tip Off Classic.
- Mountain Lakes First Team Selection.
- All-Region runner-up.
- All-Academic team for four years.
- Highest 3-point percentage for Daniel High School.
- Played AAU for Carolina Pressure.



2023-24 SEASON HIGHS				CAREER HIGHS			
2 vs. Queens (12/22/23)	PTS	2	vs. Queens (12/22/23)				
1 vs. Queens (12/22/23)	FG	1	vs. Queens (12/22/23)				
	3FG						
	FT						
1 vs. Queens (12/22/23)	OR	1	vs. Queens (12/22/23)				
1, 2x, last vs. New Mexico (3/22/24)	DR	1, 2x, last vs. New Mexico (3/22/24)					
2 vs. Queens (12/22/23)	TOT	2	vs. Queens (12/22/23)				
	AST						
	STL						
	BLK						
2, 2x, last vs. vs. Radford (12/29/23)	MIN	2, 2x, last vs. Radford (12/29/23)					

Career Stats		Field Goals			3-PT			Rebounds			PF			DQ			A			TO			Blk			Stl			Pts.			Avg.		
Year	GP	GS	Min.	FG	FGA	Pct.	FG	FGA	Pct.	FT	FTA	Pct.	OR	DR	TOT	Avg.	PF	DQ	A	TO	Blk	Stl	Pts.	Avg.										
2023-24	5	0	8	1	4	.250	0	3	.000	0	0	.000	1	3	4	0.8	0	0	0	1	0	0	2	0.4										
TOTAL	5	0	8	1	4	.250	0	3	.000	0	0	.000	1	3	4	0.8	0	0	0	1	0	0	2	0.4										

VETERAN BIOS

LATIFF GAME BY GAME, 2023-24

Date	Opponent	Min	F-FGA	3-3A	FT-FA	Of-RB	A-T	B-S	PF	Pts
11/6	Winthrop				DNP					
11/10	vs. UAB				DNP					
11/12	vs. Davidson				DNP					
11/19	Boise State				DNP					
11/24	Alcorn State	1	0-1	0-1	0-0	0-0	0-0	0-0	0	0
11/28	at Alabama				DNP					
12/3	at Pittsburgh				DNP					
12/6	South Carolina				DNP					
12/9	vs. TCU				DNP					
12/16	at Memphis				DNP					
12/22	Queens	2	1-2	0-1	0-0	1-2	0-0	0-0	0	2
12/29	Radford	2	0-1	0-1	0-0	0-0	0-1	0-0	0	0
1/3	at Miami (Fla.)				DNP					
1/6	North Carolina				DNP					
1/10	at Virginia Tech				DNP					
1/13	Boston College				DNP					
1/16	Georgia Tech				DNP					
1/20	at Florida State				DNP					
1/27	at Duke				DNP					
1/30	Louisville				DNP					
2/3	Virginia				DNP					
2/6	at North Carolina				DNP					
2/10	at Syracuse				DNP					
2/14	Miami (Fla.)				DNP					
2/17	NC State				DNP					
2/21	at Georgia Tech				DNP					
2/24	Florida State				DNP					
2/27	Pittsburgh				DNP					
3/2	at Notre Dame				DNP					
3/5	Syracuse				DNP					
3/9	at Wake Forest				DNP					
3/13	vs. Boston College (ACC)	1	0-0	0-0	0-0	0-1	0-0	0-0	0	0
3/22	vs. New Mexico (NCAA)	1	0-0	0-0	0-0	0-1	0-0	0-0	0	0
3/24	vs. Baylor (NCAA)				DNP					
3/28	vs. Arizona (NCAA)				DNP					
3/30	vs. Alabama (NCAA)				DNP					
Totals		7	1-4	0-3	0-0	1-4	0-1	0-0	0	2



VETERAN BIOS



DANIEL NAUSEEF

32

F • 6-7 • 220 • SR. • 2VL
DAYTON, OHIO
CHAMINADE JULIENNE CATHOLIC
MICROBIOLOGY

2023-24 (JUNIOR)

- Appeared in five games and played nine minutes.
- Played a season high 3:41 against Queens (Dec. 22).

2022-23 (SOPHOMORE)

- Appeared in seven games and played 10 minutes. Scored first career basket in a win over Richmond (Dec. 17). He was assisted by his brother Jack Nauseef on the play.
- Totaled his second basket of the season in home win over Notre Dame (March 4).
- Collected four rebounds in four separate games.
- Tallied first career assist in a win over Georgia Tech (Jan. 24). First career block was against Loyola Maryland (Nov. 21) and first career steal was against Notre Dame.

2021-22 (FRESHMAN)

- Appeared in two games.
- Grabbed first career rebound at Notre Dame (Jan. 12).

PREP AND PERSONAL

- Born September 29, 2002.
- Son of Carmen and JP Nauseef.
- Majoring in microbiology.



2023-24 SEASON HIGHS

PTS	2, 2x, last vs. Notre Dame (3/4/23)
FG	1, 2x, last vs. Notre Dame (3/4/23)
3FG	
FT	
OR	1, 2x, last vs. Notre Dame (3/4/23)
DR	1, 4x, last vs. Queens (12/22/23)
TOT	1, 6x, last vs. Queens (12/22/23)
AST	1 at Georgia Tech (12/21/22)
STL	1 vs. Notre Dame (3/4/23)
BLK	1 vs. Loyola Maryland (11/21/22)
MIN	4 vs. Queens (12/22/23)

CAREER HIGHS

PTS	2, 2x, last vs. Notre Dame (3/4/23)
FG	1, 2x, last vs. Notre Dame (3/4/23)
3FG	
FT	
OR	1, 2x, last vs. Notre Dame (3/4/23)
DR	1, 4x, last vs. Queens (12/22/23)
TOT	1, 6x, last vs. Queens (12/22/23)
AST	1 at Georgia Tech (12/21/22)
STL	1 vs. Notre Dame (3/4/23)
BLK	1 vs. Loyola Maryland (11/21/22)
MIN	4 vs. Queens (12/22/23)

Career Stats

Year	GP	GS	Min.	Field Goals			3-PT			FT	FTA	Pct.	OR	Rebounds				PF	DQ	A	TO	Blk	Stl	Pts.	Avg.		
				FG	FGA	Pct.	FG	FGA	Pct.					DR	TOT	Avg.											
2021-22	2	0	2	0	0	.000	0	0	.000	0	0	.000	1	0	1	0.5	0	0	0	0	0	0	0	0	0	0	0.0
2022-23	7	0	8	2	3	.667	0	0	.000	0	0	.000	1	3	4	0.6	2	0	1	1	1	1	1	4	0.6		
2023-24	5	0	9	0	1	.000	0	1	.000	0	0	.000	0	3	3	0.6	2	0	0	0	0	0	0	0	0	0.0	
TOTAL	14	0	19	2	4	.500	0	1	.000	0	0	.000	2	6	8	0.6	4	0	1	1	1	1	1	4	0.3		

VETERAN BIOS

NAUSEEF GAME BY GAME, 2023-24

Date	Opponent	Min	F-FGA	3-3A	FT-FA	Of-RB	A-T	B-S	PF	Pts
11/6	Winthrop				DNP					
11/10	vs. UAB				DNP					
11/12	vs. Davidson				DNP					
11/19	Boise State				DNP					
11/24	Alcorn State	1	0-0	0-0	0-0	0-1	0-0	0-0	0	0
11/28	at Alabama				DNP					
12/3	at Pittsburgh				DNP					
12/6	South Carolina				DNP					
12/9	vs. TCU				DNP					
12/16	at Memphis				DNP					
12/22	Queens	4	0-1	0-1	0-0	0-1	0-0	0-0	0	0
12/29	Radford	2	0-0	0-0	0-0	0-1	0-0	0-0	1	0
1/3	at Miami (Fla.)				DNP					
1/6	North Carolina				DNP					
1/10	at Virginia Tech				DNP					
1/13	Boston College				DNP					
1/16	Georgia Tech				DNP					
1/20	at Florida State				DNP					
1/27	at Duke				DNP					
1/30	Louisville				DNP					
2/3	Virginia				DNP					
2/6	at North Carolina				DNP					
2/10	at Syracuse				DNP					
2/14	Miami (Fla.)				DNP					
2/17	NC State				DNP					
2/21	at Georgia Tech				DNP					
2/24	Florida State				DNP					
2/27	Pittsburgh				DNP					
3/2	at Notre Dame				DNP					
3/5	Syracuse				DNP					
3/9	at Wake Forest				DNP					
3/13	vs. Boston College (ACC)	1	0-0	0-0	0-0	0-0	0-0	0-0	0	0
3/22	vs. New Mexico (NCAA)	1	0-0	0-0	0-0	0-0	0-0	0-0	1	0
3/24	vs. Baylor (NCAA)				DNP					
3/28	vs. Arizona (NCAA)				DNP					
3/30	vs. Alabama (NCAA)				DNP					
Totals		9	0-1	0-1	0-0	0-3	0-0	0-0	2	0

NAUSEEF GAME BY GAME, 2022-23

Date	Opponent	Min	F-FGA	3-3A	FT-FA	Of-RB	A-T	B-S	PF	Pts
11/7	The Citadel				DNP					
11/11	at South Carolina				DNP					
11/15	USC Upstate				DNP					
11/18	Bellarmine				DNP					
11/21	Loyola Maryland	01:19	0-1	0-0	0-0	0-0	0-0	1-0	0	0
11/25	vs. Iowa				DNP					
11/26	vs. California				DNP					
11/29	Penn State				DNP					
12/2	Wake Forest				DNP					
12/7	Towson				DNP					
12/10	vs. Loyola Chicago				DNP					
12/17	vs. Richmond	01:29	1-1	0-0	0-0	1-1	0-0	0-0	1	2
12/21	at Georgia Tech	00:42	0-0	0-0	0-0	0-1	1-0	0-0	0	0
12/30	NC State				DNP					
1/4	at Virginia Tech				DNP					
1/7	at Pittsburgh				DNP					
1/11	Louisville				DNP					
1/14	Duke				DNP					
1/17	at Wake Forest				DNP					
1/21	Virginia Tech				DNP					
1/24	Georgia Tech				DNP					
1/28	at Florida State				DNP					
1/31	at Boston College				DNP					
2/4	Miami (Fla.)				DNP					
2/11	at North Carolina	00:20	0-0	0-0	0-0	0-0	0-0	0-0	0	0
2/15	Florida State	01:40	0-0	0-0	0-0	0-1	0-0	0-0	0	0
2/18	at Louisville				DNP					
2/22	Syracuse				DNP					
2/25	at NC State				DNP					
2/28	at Virginia				DNP					
3/4	Notre Dame	02:06	1-1	0-0	0-0	0-1	0-1	0-1	1	2
3/9	vs. NC State (ACC)	00:26	0-0	0-0	0-0	0-0	0-0	0-0	0	0
3/10	vs. Virginia (ACC)				DNP					
3/15	Morehead State (NIT)				DNP					
Totals		08:02	2-3	0-0	0-0	1-4	1-1	1-1	1	4

NAUSEEF GAME BY GAME, 2021-22

Date	Opponent	Min	F-FGA	3-3A	FT-FA	Of-RB	A-T	B-S	PF	Pts
11/9	Presbyterian				DNP					
11/12	Wofford				DNP					
11/15	Bryant				DNP					
11/18	vs. Temple				DNP					
11/19	vs. St. Bonaventure				DNP					
11/21	vs. West Virginia				DNP					
11/26	vs. Charleston Southern				DNP					
11/30	at Rutgers				DNP					
12/4	at Miami (Fla.)				DNP					
12/11	vs. Drake				DNP					
12/14	Miami (Ohio)				DNP					
12/18	South Carolina				DNP					
12/22	at Virginia				DNP					
12/29	Duke				PPD.					
1/4	Virginia				DNP					
1/8	at NC State				DNP					
1/12	at Notre Dame	00:57	0-0	0-0	0-0	1-1	0-0	0-0	0	0
1/15	Boston College				DNP					
1/18	at Syracuse				DNP					
1/22	Pittsburgh				DNP					
1/25	at Duke				DNP					
2/2	Florida State				DNP					
2/5	at Georgia Tech				DNP					
2/8	North Carolina				DNP					
2/10	Duke	00:43	0-0	0-0	0-0	0-0	0-0	0-0	0	0
2/12	Notre Dame				DNP					
2/15	at Florida State				DNP					
2/19	at Louisville				DNP					
2/23	Wake Forest				DNP					
2/26	at Boston College				DNP					
3/2	Georgia Tech				DNP					
3/5	Virginia Tech				DNP					
3/8	vs. NC State (ACC)				DNP					
3/9	vs. Virginia Tech (ACC)				DNP					
Totals		01:40	0-0	0-0	0-0	1-1	0-0	0-0	0	0



VETERAN BIOS



CHRISTIAN 14 REEVES

C • 7-2 • 253 • R-SO. • TR
CHARLOTTE, N.C.
OAK HILL ACADEMY (VA.) / DUKE
HUMAN CAPITAL EDUCATION AND DEVELOPMENT

2023-24 (AT DUKE)

- Missed 13 games due to injury before undergoing right ankle surgery and being ruled out for the remainder of the season.
- Logged a career-high 12 minutes in the season opener against Dartmouth, adding three rebounds and two points.

2022-23 (AT DUKE)

- Played in 13 games in his rookie season, including six appearances in ACC play.
- Averaged 1.5 points and 1.0 rebounds, hitting 8-of-11 from the field for the season.
- Made his Duke debut against Jacksonville in the season opener with three points and a pair of rebounds.
- Scored four points and grabbed four rebounds in just three minutes of action against Delaware.
- Scored his first points in ACC play with a dunk against Georgia Tech.
- Tallied a career-high with six points on 3-for-3 shooting from the field in six minutes against Pittsburgh in the ACC Tournament quarterfinals.

PREP AND PERSONAL

- Born Christian Michael Reeves on December 14, 2003 in Charlotte, N.C.
- Son of Holly and John Reeves.
- Majoring in human capital education and development.
- A four-star center out of Oak Hill Academy in Mouth of

Wilson, Va.

- Ranked as the No. 5 player from the state of North Carolina in his class by ESPN.
- Played in 29 games during the 2021-22 season at Oak Hill, averaging 9.2 points on .639 shooting with 7.4 rebounds.
- Scored in double figures in 12 games as a senior, including each of his final five contests while logging five double-doubles.
- Played for Team CP3 on the Nike EYBL circuit.
- Has a sister, Jessica.
- His father, John, played college basketball at Belmont Abbey.



2023-24 SEASON HIGHS										CAREER HIGHS																		
3 vs. Arizona (11/10/23)	PTS	6 vs. Pittsburgh (3/9/23)	1, 2x, last vs. Arizona (11/10/23)	FG	3 vs. Pittsburgh (3/9/23)	3FG	1 vs. Arizona (11/10/23)	FT	2 vs. Delaware (11/18/22)	1 vs. Dartmouth (11/6/23)	OR	3, 2x, last vs. Delaware (11/18/22)	2, 2x, last vs. Arizona (11/10/23)	DR	2, 2x, last vs. Arizona (11/10/23)	3 vs. Dartmouth (11/6/23)	TOT	4 vs. Delaware (11/18/22)	AST	1 at Georgia Tech (1/28/23)	STL	1 vs. Boston College (12/3/22)	1 vs. Dartmouth (11/6/23)	BLK	1 vs. Dartmouth (11/6/23)	12 vs. Dartmouth (11/6/23)	MIN	12 vs. Dartmouth (11/6/23)

Career Stats

Year	GP	GS	Min.	Field Goals			3-PT			FT	FTA	Pct.	OR	Rebounds			PF	DQ	A	TO	Blk	Stl	Pts.	Avg.
				FG	FGA	Pct.	FG	FGA	Pct.					DR	TOT	Avg.								
2022-23*	13	0	42	8	11	.727	0	0	.000	4	6	.667	9	3	12	0.9	4	0	1	3	0	1	20	1.5
2023-24*	3	0	16	2	3	.667	0	0	.000	1	2	.500	1	4	5	1.7	3	0	0	2	1	0	5	1.7
TOTAL	16	0	58	10	14	.714	0	0	.000	5	8	.625	10	7	17	1.1	7	0	1	5	1	1	25	1.6

* - at Duke

VETERAN BIOS

REEVES GAME BY GAME, 2023-24 (DUKE)

Date	Opponent	Min	F-FGA	3-3A	FT-FA	Of-RB	A-T	B-S	PF	Pts
11/6	Dartmouth	12	1-2	0-0	0-0	1-3	0-2	1-0	1	2
11/10	Arizona	3	1-1	0-0	1-2	0-2	0-0	0-0	2	3
11/14	vs. Michigan State				DNP					
11/17	Bucknell				DNP					
11/21	La Salle				DNP					
11/24	Southern Indiana				DNP					
11/29	at Arkansas	1	0-0	0-0	0-0	0-0	0-0	0-0	0	0
12/2	at Georgia Tech				DNP					
12/9	Charlotte				DNP					
12/12	Hofstra				DNP					
12/20	vs. Baylor				DNP					
12/30	vs. Queens				DNP					
1/2	Syracuse				DNP					
1/6	at Notre Dame				DNP					
1/9	at Pittsburgh				DNP					
1/13	Georgia Tech				DNP					
1/20	Pittsburgh				DNP					
1/23	at Louisville				DNP					
1/27	Clemson				DNP					
1/29	at Virginia Tech				DNP					
2/3	at North Carolina				DNP					
2/7	Notre Dame				DNP					
2/10	Boston College				DNP					
2/12	Wake Forest				DNP					
2/17	at Florida State				DNP					
2/21	at Miami (Fla.)				DNP					
2/24	at Wake Forest				DNP					
2/28	Louisville				DNP					
3/2	Virginia				DNP					
3/4	at NC State				DNP					
3/9	North Carolina				DNP					
3/14	vs. NC State (ACC)				DNP					
3/22	vs. Vermont (NCAA)				DNP					
3/24	vs. James Madison (NCAA)				DNP					
3/29	vs. Houston (NCAA)				DNP					
3/31	vs. NC State (NCAA)				DNP					
Totals		16	2-3	0-0	1-2	1-5	0-2	1-0	3	5



REEVES GAME BY GAME, 2022-23 (DUKE)

Date	Opponent	Min	F-FGA	3-3A	FT-FA	Of-RB	A-T	B-S	PF	Pts
11/7	Jacksonville	2	1-2	0-0	1-1	2-2	0-0	0-0	0	3
11/11	USC Upstate	7	0-0	0-0	1-2	3-3	0-1	0-0	0	1
11/15	vs. Kansas				DNP					
11/18	Delaware	3	1-2	0-0	2-2	3-4	0-0	0-0	0	4
11/21	Bellarmine				DNP					
11/24	vs. Oregon State				DNP					
11/25	vs. Xavier				DNP					
11/27	vs. Purdue	0	0-0	0-0	0-0	0-0	0-0	0-0	0	0
11/30	Ohio State				DNP					
12/3	Boston College	3	0-0	0-0	0-0	0-0	0-0	0-1	1	0
12/6	vs. Iowa				DNP					
12/10	Maryland Eastern Shore	4	1-1	0-0	0-0	0-1	0-0	0-0	0	2
12/20	at Wake Forest				DNP					
12/31	Florida State				DNP					
1/4	at NC State	4	0-1	0-0	0-0	0-1	0-0	0-0	2	0
1/7	at Boston College				DNP					
1/11	Pittsburgh				DNP					
1/14	at Clemson				DNP					
1/21	Miami (Fla.)				DNP					
1/23	at Virginia Tech				DNP					
1/28	at Georgia Tech	6	1-1	0-0	0-1	1-1	1-0	0-0	1	2
1/31	Wake Forest				DNP					
2/4	North Carolina				DNP					
2/6	at Miami (Fla.)	2	0-0	0-0	0-0	0-0	0-1	0-0	0	0
2/11	at Virginia				DNP					
2/14	Notre Dame				DNP					
2/18	at Syracuse	1	0-0	0-0	0-0	0-0	0-0	0-0	0	0
2/20	Louisville				DNP					
2/25	Virginia Tech	1	0-0	0-0	0-0	0-0	0-0	0-0	0	0
2/28	NC State				DNP					
3/4	at North Carolina				DNP					
3/9	vs. Pittsburgh (ACC)	6	3-3	0-0	0-0	0-0	0-1	0-0	0	6
3/10	vs. Miami (Fla.) (ACC)				DNP					
3/11	vs. Virginia (ACC)				DNP					
3/16	vs. Oral Roberts (NCAA)	2	1-1	0-0	0-0	0-0	0-0	0-0	0	2
3/18	vs. Tennessee (NCAA)				DNP					
Totals		42	8-11	0-0	4-6	9-12	1-3	0-1	4	20



VETERAN BIOS



IAN SCHIEFFELIN

4

F • 6-8 • 240 • SR. • 3VL
ATLANTA, GA.
GRAYSON
MANAGEMENT

HONORS AND AWARDS

- 2024 ACC Most Improved Player
- 2024 NCAA All-West Region Team
- 2024 All-ACC Honorable Mention
- 2023 All-ACC Academic Team
- 2023 ACC Honor Roll
- 2022 ACC Honor Roll

2023-24 (JUNIOR)

- Appeared in all 36 games and started every contest for a Tigers team that advanced to its first Elite Eight since 1980.
- Averaged 27.5 minutes per game, 10.1 points, 9.4 rebounds and 2.2 assists – all career highs.
- His 9.4 rebounds per contest were the third-most in the ACC and 34th-most in college basketball.
- Of his 9.4 average, he averaged 2.75 offensive rebounds (3rd in the ACC and 80th in NCAA) and 6.69 defensive rebounds (2nd in ACC and 32nd in NCAA).
- Career high 365 points and 340 rebounds.
- His 340 rebounds are tied for the sixth-most in program history for a single season (tied with Dale Davis, 1990-91).
- It was the second-most in the ACC and 15th most in college basketball.
- Shot career bests from the field (56.4%) and from three (46.9%) last season.
- Posted 11 double-doubles last year – third-most in the ACC and 44th in the country.
- Career high rebounds (17) in win at Pittsburgh (Dec. 3) last season. Finished with seven offensive rebounds.
- His first double-double of the season came in a win

over rival South Carolina (Dec. 6) with 11 points and 11 rebounds.

- His best game statistically was in a loss to Georgia Tech (Jan. 16). He finished with 20 points, 15 rebounds and four assists.

Posted three-straight double-doubles from Feb. 27 to March 5 against Pittsburgh, Notre Dame and Syracuse. The Tigers went 2-1 in that stretch and he averaged 13.7 points and 14.0 rebounds per contest.

In his first NCAA Tournament game of his career against New Mexico State (March 22), he finished with 16 points and 12 rebounds.

2022-23 (SOPHOMORE)

- Appeared in 34 games and made 22 starts (both career highs), while averaging a career-best 19.8 minutes per contest.
- Averaged career highs in points (5.5), rebounds (4.1), assists (1.9), field goal percentage (51.1) and 3-point percentage (33.3).
- Totaled five double-digit scoring games, one double-digit rebounding game, his first career double-double and 10 games with at least three assists.
- First career double double came in the season opener against The Citadel (Nov. 7).
- Scored 20 points and collected 14 rebounds, including nine on the offensive glass.
- The nine offensive rebounds were the most for a Tiger since James Mays had 10 at Maryland on Jan. 13, 2007.
- It was the most by a Tiger in Littlejohn Coliseum since Sharrod Ford had 10 vs. Georgia Tech on Feb. 28, 2004.

- Produced a big game in a 72-64 win over Duke (Jan. 14). Posted six points, eight rebounds and six assists, while drawing a career-high three charges. He was just one charge off from the program record of four in a game.
- He played a career-high 36 minutes against the Blue Devils.
- Of his five double-digit scoring games, two came in back-to-back contests against Notre Dame (March 4) and NC State in the ACC Tournament (March 9).
- He scored 31 total points (16 vs. Notre Dame and 15 vs. NC State) and finished 13-for-15 from the floor.
- If you include the Virginia game on March 10, he finished 14-for-16 from the floor in a three game stretch.

2021-22 (FRESHMAN)

- Averaged 3.1 points, 2.8 rebounds and 0.9 assists per game as a freshman.
- Played in 30 games and made seven starts, averaging 11.6 minutes per contest.
- Scored a career-high 12 points on 4-of-6 shooting against North Carolina (Feb. 8)
- Finished 1-for-1 from three and 3-for-3 from the free throw line. Also added two rebounds and one assist.
- Career-high 10 rebounds against Duke (Feb. 10).
- Notched 10 points in a win over Wake Forest (Feb. 23) on 4-for-10 shooting.
- Totaled a career-best four assists in a win over Virginia Tech (March 5). Also added four points and four rebounds.

PREP AND PERSONAL

- Born March 1, 2003.
- Son of Amy Salmon and Tim Schieffelin.
- Majoring in management.
- Rated as a three-star prospect, according to 247Sports and Rivals.
- Schieffelin averaged 12.0 points, 12.0 rebounds and 3.0 blocks per game last season for Grayson, a top-ranked program in Georgia. Last year they finished ranked 10th in the country and were No. 1 among public schools.
- As a sophomore, Schieffelin averaged 10.1 points, 7.7 rebounds and 1.0 block per game, while helping lead Grayson to a 25-4 record and a Region 8-AAAAAAA championship.
- Schieffelin chose Clemson over Virginia Tech and Dayton.



2023-24 SEASON HIGHS										CAREER HIGHS																					
20 vs. Georgia Tech (1/16/24)	PTS	20	2x, last vs. Georgia Tech (1/16/24)	7, 2x, last vs. Georgia Tech (1/16/24)	FG	9	vs. The Citadel (11/7/22)	2 vs. Winthrop (11/6/23)	3FG	3	vs. NC State (3/9/23)	6, 2x, last vs. Georgia Tech (1/16/24)	FT	6	2x, last vs. Georgia Tech (1/16/24)	8 vs. Georgia Tech (1/16/24)	OR	9	vs. The Citadel (11/7/22)	4 vs. North Carolina (1/6/24)	STL	4	vs. North Carolina (1/6/24)	5 vs. North Carolina (1/6/24)	BLK	5	vs. North Carolina (1/6/24)	38 vs. Georgia Tech (1/16/24)	MIN	38	vs. Georgia Tech (1/16/24)

Career Stats				Field Goals			3-PT			Rebounds														
Year	GP	GS	Min.	FG	FGA	Pct.	FG	FGA	Pct.	FT	FTA	Pct.	OR	DR	TOT	Avg.	PF	DQ	A	TO	Blk	Stl	Pts.	Avg.
2021-22	30	7	349	34	86	.395	5	16	.313	20	28	.714	28	56	84	2.8	48	1	27	22	6	7	93	3.1
2022-23	34	22	672	72	141	.511	9	27	.333	33	48	.688	41	100	141	4.1	62	1	64	37	9	11	186	5.5
2023-24	36	36	989	137	243	.564	23	49	.469	68	93	.731	99	241	340	9.4	95	2	80	45	18	21	365	10.1
TOTAL	100	65	2010	243	470	.517	37	92	.402	121	169	.716	168	397	565	5.7	205	4	171	104	33	39	644	6.4



VETERAN BIOS

SCHIEFFELIN GAME BY GAME, 2023-24

Date	Opponent	Min	F-FGA	3-3A	FT-FA	Of-RB	A-T	B-S	PF	Pts
11/6	Winthrop	23	5-8	2-3	4-4	3-7	0-1	1-1	3	16
11/10	vs. UAB	22	3-5	1-2	1-1	0-2	4-0	2-0	1	8
11/12	vs. Davidson	21	0-1	0-0	0-0	3-7	0-1	0-0	4	0
11/19	Boise State	25	1-4	1-1	2-2	2-9	1-0	0-0	3	5
11/24	Alcorn State	23	4-6	0-0	0-0	2-9	2-2	0-0	1	8
11/28	at Alabama	30	4-9	0-1	1-3	3-14	2-4	2-0	1	9
12/3	at Pittsburgh	26	3-7	0-0	2-2	7-17	0-1	0-1	3	8
12/6	South Carolina	25	4-6	1-1	3-5	3-12	0-1	0-2	4	12
12/9	vs. TCU	32	6-8	0-0	2-3	7-9	5-0	1-1	3	14
12/16	at Memphis	29	5-7	1-1	0-2	2-11	6-1	0-0	4	11
12/22	Queens	19	2-4	0-0	0-0	0-6	4-1	1-0	2	4
12/29	Radford	24	1-3	1-3	2-2	4-13	2-1	0-0	0	5
1/3	at Miami (Fla.)	30	4-7	1-2	2-2	4-11	2-2	0-2	3	11
1/6	North Carolina	34	5-8	0-0	6-7	4-11	2-1	4-5	1	16
1/10	at Virginia Tech	24	7-10	1-1	0-1	5-8	2-0	0-0	3	15
1/13	Boston College	17	3-5	0-1	1-1	3-6	1-2	0-0	4	7
1/16	Georgia Tech	38	7-10	0-0	6-8	8-15	4-2	0-1	1	20
1/20	at Florida State	18	3-5	1-2	0-0	1-6	3-1	0-0	5	7
1/27	at Duke	30	2-3	0-0	2-2	2-11	4-4	0-0	5	6
1/30	Louisville	25	1-1	0-0	2-2	3-8	2-1	1-1	3	4
2/3	Virginia	33	4-7	1-1	4-5	4-9	3-0	0-1	3	13
2/6	at North Carolina	28	5-7	0-1	4-6	3-11	1-1	0-1	3	14
2/10	at Syracuse	23	5-5	1-1	2-3	0-6	2-6	1-1	2	13
2/14	Miami (Fla.)	32	2-5	1-1	0-0	2-11	3-0	0-0	1	5
2/17	NC State	25	1-6	0-3	0-0	1-7	1-0	0-0	3	2
2/21	at Georgia Tech	24	8-12	3-4	0-0	0-3	1-1	0-0	4	19
2/24	Florida State	27	1-6	0-1	1-2	2-11	2-2	2-0	4	3
2/27	Pittsburgh	31	5-9	1-2	4-5	2-12	3-0	0-0	2	15
3/2	at Notre Dame	36	5-9	0-1	0-0	2-14	3-0	0-1	4	10
3/5	Syracuse	36	5-5	1-1	5-5	5-16	3-2	0-2	1	16
3/9	at Wake Forest	27	2-7	1-2	0-0	2-6	0-0	0-0	3	5
3/13	vs. Boston College (ACC)	27	2-7	0-1	1-2	3-6	4-2	1-0	0	5
3/22	vs. New Mexico (NCAA)	27	6-10	1-3	3-4	4-12	0-3	0-0	3	16
3/24	vs. Baylor (NCAA)	29	4-6	1-2	2-4	0-6	3-1	1-0	2	11
3/28	vs. Arizona (NCAA)	36	5-12	2-5	2-2	0-7	3-1	1-2	3	14
3/30	vs. Alabama (NCAA)	33	7-13	0-2	4-8	3-11	2-0	0-0	3	18
Totals		989	137-243	23-49	68-93	99-340	80-45	18-21	95	365

SCHIEFFELIN GAME BY GAME, 2022-23

Date	Opponent	Min	F-FGA	3-3A	FT-FA	Of-RB	A-T	B-S	PF	Pts
11/7	The Citadel	31:02	9-13	1-2	1-3	9-14	2-1	1-0	1	20
11/11	at South Carolina	11:31	0-4	0-0	0-0	1-2	1-1	0-0	0	0
11/15	USC Upstate	14:01	1-1	0-0	0-0	1-4	4-0	0-1	1	2
11/18	Bellarmine	19:27	4-6	0-1	5-5	0-3	0-1	1-1	2	13
11/21	Loyola Maryland	19:02	2-3	1-1	0-0	0-6	2-2	0-1	1	5
11/25	vs. Iowa	25:32	3-6	0-1	1-2	1-3	0-1	0-0	2	7
11/26	vs. California	10:23	0-1	0-0	0-0	0-1	0-0	0-1	1	0
11/29	Penn State	16:06	2-4	0-1	4-7	1-4	1-0	0-0	4	8
12/2	Wake Forest*	14:52	0-0	0-0	2-2	1-6	3-0	0-1	2	2
12/7	Towson	09:56	1-1	0-0	0-0	1-1	2-0	0-0	4	2
12/10	vs. Loyola Chicago	10:54	2-3	0-1	2-2	0-2	0-1	0-0	2	6
12/17	vs. Richmond	17:45	1-7	0-1	2-2	0-3	3-0	0-0	1	4
12/21	at Georgia Tech*	15:02	2-3	0-0	0-0	0-2	1-0	0-0	2	4
12/30	NC State*	08:43	3-6	0-0	0-0	0-3	0-1	0-0	0	6
1/4	at Virginia Tech*	16:17	1-4	0-1	0-1	1-4	0-1	0-0	2	2
1/7	at Pittsburgh*	19:15	2-2	0-0	2-2	0-4	3-3	0-0	5	6
1/11	Louisville*	27:24	3-5	1-2	1-1	0-3	3-2	1-1	3	8
1/14	Duke*	36:07	3-5	0-1	0-0	1-8	6-0	1-1	4	6
1/17	at Wake Forest*	18:58	1-3	0-0	0-0	2-3	0-1	0-1	4	2
1/21	Virginia Tech*	29:46	1-6	0-2	4-4	1-4	1-2	1-1	3	6
1/24	Georgia Tech*	28:24	1-5	0-2	0-1	1-7	6-1	0-0	1	2
1/28	at Florida State*	15:10	0-2	0-1	0-0	1-3	1-2	1-1	3	0
1/31	at Boston College*13:29	1-1	0-0	0-0	0-0	1-4	0-0	0-0	0	2
2/4	Miami (Fla.)	14:29	1-1	0-0	1-2	0-2	0-1	0-0	0	3
2/11	at North Carolina*	18:21	1-3	1-2	0-0	2-7	2-1	0-0	1	3
2/15	Florida State*	16:55	1-2	0-0	1-1	0-2	4-0	0-0	3	3
2/18	at Louisville*	20:33	0-4	0-0	2-2	2-3	1-1	0-0	2	2
2/22	Syracuse*	29:50	5-8	0-0	0-3	6-8	6-2	0-1	0	10
2/25	at NC State*	25:21	3-6	0-1	0-0	3-4	0-2	0-0	4	6
2/28	at Virginia*	15:57	1-2	0-1	2-2	0-1	1-1	0-0	1	4
3/4	Notre Dame*	19:56	7-7	1-1	1-2	2-6	2-1	2-0	2	16
3/9	vs. NC State (ACC)	30:09	6-8	3-3	0-0	1-6	1-1	0-0	0	15
3/10	vs. Virginia (ACC)	22:41	1-1	0-0	2-4	2-6	2-3	1-0	0	4
3/15	vs. Morehead St. (NIT)	28:56	3-8	1-2	0-0	1-6	5-0	0-0	1	7
Totals		672:14	72-141	9-27	33-48	41-141	64-37	9-11	62	186

SCHIEFFELIN GAME BY GAME, 2021-22

Date	Opponent	Min	F-FGA	3-3A	FT-FA	Of-RB	A-T	B-S	PF	Pts
11/09	Presbyterian	4	0-0	0-0	0-0	0-1	0-1	0-0	2	0
11/12	Wofford	6	0-1	0-0	2-3	1-2	0-0	0-0	2	2
11/15	Bryant	15	3-3	0-0	0-2	2-4	1-0	0-1	1	6
11/18	vs. Temple	9	2-4	1-1	0-0	0-1	0-0	0-1	1	5
11/19	vs. St. Bonaventure	6	1-1	1-1	0-0	0-1	0-0	0-0	1	3
11/21	vs. West Virginia	3	0-0	0-0	0-0	0-0	0-0	0-0	0	0
11/26	Charleston Southern	13	1-2	1-2	0-0	2-4	1-1	0-0	0	3
11/30	at Rutgers	5	1-2	0-0	1-2	1-1	0-0	0-0	2	3
12/04	at Miami (Fla.)*									
12/11	vs. Drake									
12/14	Miami (Ohio)	4	1-2	0-0	0-0	1-1	0-1	0-1	1	2
12/18	South Carolina	6	0-0	0-0	2-2	0-0	1-0	0-0	1	2
12/22	at Virginia*	7	3-4	0-1	0-0	0-1	1-0	0-0	4	6
01/04	Virginia*	7	0-1	0-0	1-2	0-0	1-0	0-0	1	1
01/08	at NC State*	1	0-1	0-0	0-0	0-0	0-0	0-0	1	0
01/12	at Notre Dame*	9	0-1	0-0	0-0	1-4	3-0	0-0	2	0
01/15	Boston College*	6	0-1	0-1	0-0	0-1	2-0	0-0	1	0
01/18	at Syracuse*	10	1-2	0-0	0-0	0-2	2-1	0-0	0	2
01/22	Pittsburgh*	4	0-0	0-0	0-0	2-2	0-0	0-0	1	0
01/25	at Duke*									
02/02	Florida State*	10	0-2	0-0	0-0	2-5	0-1	1-0	1	0
02/05	at Georgia Tech*	13	2-5	0-1	0-0	1-3	0-0	1-0	1	4
02/08	North Carolina*	17	4-6	1-1	3-3	1-2	1-0	0-0	2	12
02/10	Duke*	27	1-3	0-2	3-4	1-10	3-1	1-0	3	5
02/12	Notre Dame*	20	3-5	0-0	0-0	2-9	1-1	0-2	0	6
02/15	at Florida State*	11	0-1	0-0	0-0	0-1	0-2	0-1	4	0
02/19	at Louisville*	26	3-10	1-3	0-0	2-4	1-4	0-0	4	7
02/23	Wake Forest*	27	4-10	0-1	2-4	1-5	2-2	1-0	5	10
02/26	at Boston College*	25	0-6	0-2	4-4	2-5	2-2	0-1	4	4
03/02	Georgia Tech*	24	3-7	0-0	0-0	1-6	1-3	1-0	1	6
03/05	Virginia Tech*	10	1-3	0-0	2-2	2-4	4-1	1-0	0	4
03/08	NC State (ACC)	5	0-2	0-0	0-0	1-3	0-0	0-0	2	0
03/09	Virginia Tech (ACC)	3	0-1	0-0	0-0	2-2	0-1	0-0	0	0
Totals		348	34-86	5-16	20-28	28-84	27-22	6-7	48	93



VETERAN BIOS



ASA THOMAS

5

- F • 6-7 • 200 • R-FR. • HS
- LAKE FOREST, ILL.
- LAKE FOREST HS
- SPORTS COMMUNICATIONS

2023-24 (FRESHMAN)

- Redshirted the season and will play as a redshirt freshman beginning in 2024-25.
- Underwent shoulder surgery during the season.

PREP AND PERSONAL

- Born February 16, 2005.
- Son of Anne and Brandon Thomas.
- Majoring in sports communications.
- Thomas is from Lake Forest, Ill. and was rated a three-star prospect, according to 247Sports and Rivals.
- Thomas led the Illinois Wolves (AAU) in scoring on the UAA circuit averaging 15.1 points per game, while shooting 45.0 percent from the field and 38.0 percent from three. He was recognized by Synergy Sports as being the most offensively efficient player on the UAA 17U circuit this past summer. Thomas averaged a circuit-best 1.07 points per possession.
- 1,746 Career Points (2nd All-Time at Lake Forest HS)
- 295 Career 3PT FG Made - School Record
- 98 3PT FG Made Season - School Record
- 80 Career Wins - 2nd All-Time
- 2x Illinois First Team All-State
- 2x North Suburban Conf. Player of the Year
- IBCA First Team All-State
- Chicago Sun Times First Team All-Area
- Under Armour Association – No. 1 in Scoring Efficiency
- Thomas was ranked as the eighth-best player in the 2023 class from the state of Illinois.
- Thomas chose Clemson over Illinois, Iowa, Wisconsin, Virginia Tech, Marquette and DePaul.



2023-24 SEASON HIGHS	CAREER HIGHS
PTS.....	PTS.....
FG.....	FG.....
3FG.....	3FG.....
FT.....	FT.....
OR.....	OR.....
DR.....	DR.....
TOT.....	TOT.....
AST.....	AST.....
STL.....	STL.....
BLK.....	BLK.....
MIN.....	MIN.....

Career Stats	Field Goals			3-PT			Rebounds																			
	Year	GP	GS	Min.	FG	FGA	Pct.	FG	FGA	Pct.	FT	FTA	Pct.	OR	DR	TOT	Avg.	PF	DQ	A	TO	Blk	Stl	Pts.	Avg.	
2023-24																										
TOTAL																										

VETERAN BIOS



CHAUNCEY ⁷ WIGGINS

F • 6-10.5 • 216 • JR. • 2VL
GRAYSON, GA.
GRAYSON HS
PARKS, RECREATION, TOURISM MANAGEMENT

2023-24 (SOPHOMORE)

- Appeared in all 36 games for the Tigers last season en route to the Elite Eight. He started a career-best 18 games.
- Averaged career highs in minutes (17.7), points (5.4) and rebounds (2.1) last year.
- Shot 44.2 percent from the floor and 34.9 percent from three. Finished 71.4 percent at the line.
- Finished the year with 10 blocks and six steals.
- Totaled seven double-digit scoring games last season – all in games started.
- Career high 19 points on 8-of-12 shooting in a loss at Memphis (Dec. 16)
- Finished 3-for-6 from three and added seven rebounds and two assists.

2022-23 (FRESHMAN)

- Appeared in 27 games, all off of the Tiger bench. He averaged 8.9 minutes per game.
- Averaged 2.4 points, 0.9 rebounds and 0.4 assists per game last season, including two double-digit scoring games.
- Totaled three blocks and four steals.
- Finished the season shooting 44.4 percent from the floor, 40.0 percent from three and 66.7 percent at the foul line.
- Scored in double-figures twice in a three game stretch, including a career-high 12 points in a win over Georgia Tech (Jan. 24).
- He finished 5-for-7 from the floor and 2-for-3 from three.
- The 12 points and five made field goals were both

season highs.

- Netted 10 points at Wake Forest (Jan. 17) and made a season high three 3-pointers. Also collected a season high four rebounds in the loss to Wake.

PREP AND PERSONAL

- Born February 7, 2004.
- Son of Lawaynta Dawson-Wiggins and Michael Wiggins.
- Majoring in parks, recreation, tourism management.
- Wiggins is a forward from Grayson, Ga. and was rated a three-star prospect, according to 247Sports and Rivals.
- Wiggins averaged 12.1 points, 6.6 rebounds, 2.3 assists, 1.2 steals and 1.8 blocks per game last season for Grayson.
- He was high school teammates with current Tiger Ian Schieffelin (Atlanta, Ga./Grayson).
- Wiggins was ranked as the fourth-best player in the 2022 class from the state of Georgia and is a Top 150 player according to 247Sports.
- Wiggins chose Clemson over NC State, Georgia, South Florida and Maryland.



2023-24 SEASON HIGHS

19 at Memphis (12/16/23).....PTS.....	19 at Memphis (12/16/23)
8 at Memphis (12/16/23).....FG.....	8 at Memphis (12/16/23)
4 at Miami (Fla.) (1/3/24).....3FG.....	4 at Miami (Fla.) (1/3/24)
3 vs. Boston College (1/13/24).....FT.....	3 vs. Boston College (1/13/24)
2, 2x, last vs. Radford (12/29/23).....OR.....	2 at Memphis (12/16/23)
5, 3x, last vs. Queens (12/22/23).....DR.....	5, 3x, last vs. Queens (12/22/23)
7, 2x, last vs. Louisville (1/30/24).....TOT.....	7, 2x, last vs. Louisville (1/30/24)
4 vs. Louisville (1/30/24).....AST.....	4 vs. Louisville (1/30/24)
1, 3x, last at Syracuse (2/10/24).....STL.....	2 vs. Virginia Tech (1/21/23)
3 vs. Louisville (1/30/24).....BLK.....	3 vs. Louisville (1/30/24)
34 at Memphis (12/16/23).....MIN.....	34 at Memphis (12/16/23)

CAREER HIGHS

Year	Career Stats			Field Goals			3-PT			Rebounds			PF			DQ			A			TO			Blk			Stl			Pts.			Avg.		
	GP	GS	Min.	FG	FGA	Pct.	FG	FGA	Pct.	FT	FTA	Pct.	OR	DR	TOT	Avg.	PF	DQ	A	TO	Blk	Stl	Pts.	Avg.												
2022-23	27	0	241	24	54	.444	14	35	.400	2	3	.667	2	22	24	0.9	13	0	10	6	3	4	64	2.4												
2023-24	36	18	639	76	172	.442	29	83	.349	15	21	.714	19	57	76	2.1	46	0	33	26	10	6	196	5.4												
TOTAL	63	18	880	100	226	.442	43	118	.364	17	24	.708	21	79	100	1.6	59	0	43	32	13	10	260	4.1												



VETERAN BIOS

WIGGINS GAME BY GAME, 2023-24

Date	Opponent	Min	F-FGA	3-3A	FT-FA	Of-RB	A-T	B-S	PF	Pts
11/6	Winthrop	17	1-5	0-2	0-0	1-6	1-3	1-0	2	2
11/10	vs. UAB	19	1-3	1-1	1-4	1-2	0-1	1-0	1	4
11/12	vs. Davidson	3	0-1	0-1	0-0	0-0	0-0	0-0	0	0
11/19	Boise State	11	4-5	1-1	0-0	0-0	0-2	0-0	1	9
11/24	Alcorn State	9	1-2	0-1	0-0	0-1	2-0	0-0	0	2
11/28	at Alabama	17	1-4	0-1	0-0	0-4	1-1	0-0	1	2
12/3	at Pittsburgh	31	4-11	2-8	2-2	0-3	1-1	0-0	2	12
12/6	South Carolina	27	5-8	3-5	2-2	0-1	2-0	0-0	1	15
12/9	vs. TCU	24	2-5	1-3	2-2	0-0	1-1	0-0	2	7
12/16	at Memphis	34	8-12	3-6	0-0	2-7	2-2	0-0	2	19
12/22	Queens	23	5-9	1-3	2-2	1-6	1-2	0-1	3	13
12/29	Radford	23	4-8	0-3	0-0	2-5	0-2	0-0	1	8
1/3	at Miami (Fla.)	31	4-9	4-7	0-0	1-2	3-0	0-0	1	12
1/6	North Carolina	24	2-7	1-4	0-0	0-1	0-0	0-0	1	5
1/10	at Virginia Tech	22	5-7	2-4	0-0	1-3	0-0	1-0	0	12
1/13	Boston College	21	2-5	0-2	3-3	1-3	1-0	1-0	1	7
1/16	Georgia Tech	15	0-1	0-1	0-0	1-4	0-1	0-0	0	0
1/20	at Florida State	22	2-4	2-2	0-0	0-3	1-2	0-0	0	6
1/27	at Duke	12	1-6	0-3	0-0	1-2	0-0	0-0	1	2
1/30	Louisville	34	2-6	1-3	2-2	0-7	4-0	3-0	3	7
2/3	Virginia	18	1-5	0-2	0-0	0-1	1-0	0-1	1	2
2/6	at North Carolina	19	2-4	1-3	0-0	0-1	0-1	0-0	1	5
2/10	at Syracuse	17	2-7	0-2	0-0	1-1	2-2	0-1	4	4
2/14	Miami (Fla.)	5	1-1	1-1	0-0	0-0	0-1	0-0	1	3
2/17	NC State	1	0-1	0-0	0-0	1-1	0-0	1-0	1	0
2/21	at Georgia Tech	13	1-2	0-1	0-0	1-2	2-1	0-0	3	2
2/24	Florida State	16	1-4	0-2	0-2	0-1	1-0	1-2	1	2
2/27	Pittsburgh	8	0-1	0-0	0-0	0-1	0-0	0-0	0	0
3/2	at Notre Dame	32	5-7	1-3	1-2	2-3	2-0	0-0	3	12
3/5	Syracuse	12	1-3	0-1	0-0	0-0	2-0	0-0	0	2
3/9	at Wake Forest	16	2-3	1-1	0-0	1-1	0-2	0-0	1	5
3/13	vs. Boston College (ACC)	11	0-1	0-1	0-0	0-0	1-1	0-0	2	0
3/22	vs. New Mexico (NCAA)	12	2-6	1-1	0-0	1-3	0-0	0-1	1	5
3/24	vs. Baylor (NCAA)	19	1-2	0-1	0-0	0-1	1-0	1-0	2	2
3/28	vs. Arizona (NCAA)	11	3-4	2-2	0-0	0-0	0-0	0-0	2	8
3/30	vs. Alabama (NCAA)	12	0-3	0-1	0-0	0-0	1-0	0-0	0	0
Totals		639	76-172	29-83	15-21	19-76	33-26	10-6	46	196



WIGGINS GAME BY GAME, 2022-23

Date	Opponent	Min	F-FGA	3-3A	FT-FA	Of-RB	A-T	B-S	PF	Pts
11/7	The Citadel		DNP							
11/11	at South Carolina	02:37	1-1	0-0	0-0	0-0	0-1	0-0	1	2
11/15	USC Upstate		DNP							
11/18	Bellarmine	10:33	0-1	0-1	0-0	0-0	1-1	0-0	1	0
11/21	Loyola Maryland	11:44	3-4	1-2	0-0	0-2	0-0	1-1	0	7
11/25	vs. Iowa		DNP							
11/26	vs. California		DNP							
11/29	Penn State	06:17	0-0	0-0	0-0	0-0	0-0	0-0	0	0
12/2	Wake Forest*	01:12	0-0	0-0	0-0	0-0	0-0	0-0	0	0
12/7	Towson		DNP							
12/10	vs. Loyola Chicago	07:58	0-2	0-1	0-0	0-0	0-1	0-0	1	0
12/17	vs. Richmond	07:40	1-3	1-3	0-0	0-1	1-0	0-0	0	3
12/21	at Georgia Tech*		DNP							
12/30	NC State*		DNP							
1/4	at Virginia Tech*	02:02	0-1	0-0	0-0	0-0	0-0	0-0	0	0
1/7	at Pittsburgh*	05:58	1-1	0-0	0-0	0-1	0-0	0-0	0	2
1/11	Louisville*	00:14	0-0	0-0	0-0	0-0	0-0	0-0	0	0
1/14	Duke*	02:00	0-0	0-0	0-0	0-0	0-0	0-0	0	0
1/17	at Wake Forest*	29:56	3-6	3-5	1-1	1-4	3-0	0-1	1	10
1/21	Virginia Tech*	15:27	0-1	0-0	0-0	0-0	1-0	0-2	0	0
1/24	Georgia Tech*	18:35	5-7	2-3	0-0	1-2	0-0	0-0	0	12
1/28	at Florida State*	17:49	0-4	0-4	0-0	0-2	0-1	1-0	2	0
1/31	at Boston College*	09:07	1-2	1-2	0-0	0-1	0-0	0-0	2	3
2/4	Miami (Fla.)	07:22	1-1	1-1	0-0	0-0	0-0	1-0	1	3
2/11	at North Carolina*	18:15	3-3	2-2	0-0	0-3	1-0	0-0	0	8
2/15	Florida State*	15:24	3-5	2-3	1-2	0-3	1-1	0-0	0	9
2/18	at Louisville*	13:38	0-1	0-1	0-0	0-0	1-0	0-0	1	0
2/22	Syracuse*	09:34	0-3	0-0	0-0	0-0	1-0	0-0	1	0
2/25	at NC State*	02:12	0-0	0-0	0-0	0-0	0-0	0-0	1	0
2/28	at Virginia*	01:00	0-0	0-0	0-0	0-0	0-0	0-0	0	0
3/4	Notre Dame*	05:08	1-3	0-2	0-0	0-2	0-0	0-0	1	2
3/9	vs. NC State (ACC)	06:42	0-1	0-1	0-0	0-1	0-0	0-0	0	0
3/10	vs. Virginia (ACC)	04:08	0-1	0-1	0-0	0-0	0-0	0-0	0	0
3/15	Morehead State (NIT)	08:41	1-3	1-3	0-0	0-2	0-1	0-0	0	3
Totals		241:11	24-54	14-35	2-3	2-24	10-6	3-4	13	64



VETERAN BIOS



JAEDEN ZACKERY

11

G • 6-1 • 218 • GR. • TR
SALEM, WIS.
WESTOSHA CENTRAL HS
ATHLETIC LEADERSHIP

2023-24 (AT BOSTON COLLEGE)

- Played and started all 36 games for the Eagles.
- Finished with a 10.8 scoring average to go along with 3.2 assists and 3.2 rebounds per game.
- Third on the Eagles in scoring (10.8 points per game; 408 points).
- Averaged the most minutes (33.8) of his career.
- Shot a career-best 48.4 percent from the field and 40.5 percent from three. Totaled a career-best from the foul line (82.4 percent).
- Collected 22 double-digit scoring games, including four 20-point games. He posted a season-high 22 points against Clemson in the ACC Tournament.
- Had 63 steals, ranked 15th in Boston College history.
- He finished his career ninth in total steals with 168, fifth on a per game basis.

2022-23 (AT BOSTON COLLEGE)

- Led the Eagles in scoring six times, assists 12, and steals 10 times
- Over the final five games of the season, averaged nearly 15.0 points per game while dishing out 3.5 assists at a 2.43:1 assist/turnover clip
- Ranked among the ACC leaders in steals, tying for fourth in steals per game (1.45) and fifth in total steals (48)
- Was one of four players in the ACC to register five or more steals at least three times
- Boston College was a perfect 7-0 when Zackery scored 15 or more points
- Posted two games with at least 11 points, seven assists,

and four steals

- Was a perfect 8-of-8 from the foul line, scoring 16 points in a win over Wyoming
- Knocked down 7-of-10 from the floor, scoring 18 points in a home win over Notre Dame
- Added 18 points and the game-sealing steal in a late season win at Wake Forest

2021-22 (AT BOSTON COLLEGE)

- Reached double figures on 17 occasions, including a season-high 19 points on two occasions (vs. Rhode Island and at Georgia Tech)
- Led the Eagles in scoring seven times, assists 12 times, and steals 15 times
- Posted a full stat line against Syracuse at home – 18 points, six rebounds, six assists, and three steals – with zero turnovers
- Dished out a season-best six assists on four occasions
- Named to the Sunshine Slam All-Tournament team in Daytona Beach, Fla.
- Over final 12 games of the season, averaged 13.0 points per game and posted a 2.00:1 assist/turnover mark
- Tied Dana Barros for the BC frosh record with 57 steals; ranked fifth in the ACC in total steals and steals per game
- One of only six players nationally to make at least 50 3FG and shoot at least 47% from 3-point land in 2020-21
- Posted a rare stat line vs. Florida State on Feb. 21, 2022: 18 points/8 rebounds/6 assists/5 steals/1 turnover
- Over the last 25 seasons, only one other player posted that stat line or better in an ACC game (Iman Shumpert)

PREP AND PERSONAL

- Born August 29, 2001.
- Son of Andrea and Marcus Zackery.
- Majoring in athletic leadership.
- Was a 2020-21 Third Team NJCAA All-American out of Chipola College in Marianna, Fla.
- Started all 28 games for Chipola at the point guard spot and reached double figures in scoring on 18 occasions.
- Helped guide the Indians to a 23-5 overall record en route to capturing the Panhandle Conference and FCSAA State Tournament titles.
- Averaged 12.5 points, 3.8 rebounds, and 4.2 assists per game last season, while connecting on better than 52% from the floor, 42% from the perimeter, and 82% from the charity stripe.
- Posted a 1.83:1 assist/turnover ratio and a 1.20 steal/turnover ratio.
- Over the final nine games of the season, averaged 17.1 points, 4.0 rebounds, 4.7 assists, and 2.7 steals per



2023-24 SEASON HIGHS

22 vs. Clemson (3/13/24).....	PTS.....	22 vs. Clemson (3/13/24)
8, 5x, last vs. Clemson (3/13/24).....	FG.....	8, 5x, last vs. Clemson (3/13/24)
4, 3x, last vs. Clemson (3/13/24).....	3FG.....	4, 3x, last vs. Clemson (3/13/24)
9 vs. NC State (12/2/23).....	FT.....	9 vs. NC State (12/2/23)
2, 8x, last vs. Virginia (3/14/24).....	OR.....	5 vs. New Hampshire (12/6/22)
6, 2x, last at UNLV (3/24/24).....	DR.....	7 vs. Georgia Tech (3/4/23)
7 vs. Clemson (3/13/24).....	TOT.....	8, 2x, last vs. Georgia Tech (3/4/23)
8, 2x, last at Vanderbilt (11/29/23).....	AST.....	8, 2x, last at Vanderbilt (11/29/23)
4, 3x, last vs. Louisville (2/13/24).....	STL.....	5, 2x, last vs. Florida State (2/21/22)
1, 3x, last vs. Florida State (2/6/24).....	BLK.....	1, 14x, last vs. Florida State (2/6/24)
41 vs. NC State (12/2/23).....	MIN.....	44 vs. New Hampshire (12/6/22)

CAREER HIGHS

Career Stats

Year	GP	GS	Min.	Field Goals			3-PT			FT	FTA	Pct.	OR	Rebounds			PF	DQ	A	TO	Blk	Stl	Pts.	Avg.
				FG	FGA	Pct.	FG	FGA	Pct.					DR	TOT	Avg.								
2021-22*	33	33	1137	120	259	.463	52	109	.477	52	73	.712	18	88	106	3.2	77	2	89	67	6	57	344	10.4
2022-23*	33	31	1094	122	293	.416	31	96	.323	79	103	.767	28	76	104	3.2	78	2	90	65	5	48	354	10.7
2023-24*	36	36	1216	153	316	.484	32	79	.405	70	85	.824	23	96	119	3.3	78	0	152	71	3	63	408	11.3
TOTAL	102	100	3447	395	868	.455	115	284	.405	201	261	.770	69	260	329	3.2	233	4	331	203	14	168	1106	10.8

*- at Boston College



VETERAN BIOS

ZACKERY GAME BY GAME, 2023-24 (BOSTON COLLEGE)

Date	Opponent	Min	F-FGA	3-3A	FT-FA	Of-RB	A-T	B-S	PF	Pts
11/6	Fairfield	24	5-8	0-1	0-0	2-3	4-1	0-2	3	10
11/10	at The Citadel	39	8-12	1-3	4-5	0-2	4-1	0-4	0	21
11/15	Richmond	34	2-10	0-1	2-2	1-4	4-0	1-1	2	6
11/18	Harvard	37	6-15	1-4	5-5	1-6	5-2	0-2	1	18
11/22	vs. Colorado State	36	2-6	0-1	7-7	0-1	5-5	0-3	1	11
11/23	vs. Loyola Chicago	34	1-6	0-2	2-2	0-4	4-1	0-1	1	4
11/29	at Vanderbilt	34	3-8	1-2	3-5	0-1	8-2	0-2	3	10
12/2	NC State	41	5-13	1-3	9-11	2-6	4-2	0-3	4	20
12/5	Central Connecticut	22	5-8	1-2	0-0	0-2	6-2	0-4	0	11
12/8	Holy Cross	31	8-12	1-2	1-1	1-5	4-0	0-1	3	18
12/10	vs. St. John's	24	7-10	0-1	0-2	1-3	3-1	0-0	4	14
12/21	Lehigh	33	6-8	1-2	0-0	0-2	4-1	1-1	3	13
1/2	Wake Forest	36	3-10	1-3	2-2	0-1	2-1	0-0	3	9
1/6	at Georgia Tech	30	2-8	0-1	0-0	2-5	5-1	0-0	3	4
1/10	at Syracuse	27	0-7	0-4	0-0	0-2	2-3	0-2	3	0
1/13	at Clemson	36	8-12	2-4	0-1	0-2	6-1	0-2	3	18
1/15	Notre Dame	32	8-10	1-1	3-3	0-3	3-2	0-1	0	20
1/20	North Carolina	35	1-6	1-2	5-6	0-4	4-1	0-1	3	8
1/23	at Virginia Tech	36	3-8	0-1	0-0	2-4	7-3	0-1	3	6
1/27	at Notre Dame	37	2-5	1-2	4-4	1-5	2-3	0-0	2	9
1/30	Syracuse	27	6-10	1-2	2-2	1-3	4-3	0-2	2	15
2/6	Florida State	37	3-8	1-2	4-4	0-3	5-3	1-3	2	11
2/10	at Duke	38	5-11	0-3	0-0	0-2	3-2	0-2	2	10
2/13	Louisville	30	4-6	0-1	2-2	0-3	6-1	0-4	4	10
2/17	Miami (Fla.)	38	4-11	2-4	1-2	0-2	7-0	0-2	2	11
2/20	at Florida State	30	7-10	3-3	2-3	1-4	2-3	0-2	3	19
2/24	at NC State	33	4-9	1-2	0-0	0-0	2-3	0-2	1	9
2/28	Virginia	38	5-9	1-1	1-1	0-6	4-1	0-3	3	12
3/2	Pittsburgh	35	3-6	3-4	0-0	0-1	3-2	0-1	3	9
3/6	at Miami (Fla.)	38	2-8	1-2	4-4	2-5	5-4	0-2	1	9
3/9	at Louisville	37	3-9	0-3	2-4	2-4	6-4	0-2	2	8
3/12	vs. Miami (Fla.) (ACC)	35	7-9	1-2	1-2	0-4	3-3	0-2	2	16
3/13	vs. Clemson (ACC)	31	8-12	4-5	2-2	2-7	3-0	0-1	0	22
3/14	vs. Virginia (ACC)	40	2-5	1-2	0-0	2-4	5-2	0-1	4	5
3/19	at Providence (NIT)	35	1-5	0-1	0-0	0-0	5-4	0-2	0	2
3/24	at UNLV (NIT)	37	4-6	0-0	2-3	0-6	3-3	0-0	2	10
Totals		1216	153-316	32-79	70-85	23-119	152-71	3-63	78	408

ZACKERY GAME BY GAME, 2021-22 (BOSTON COLLEGE)

Date	Opponent	Min	F-FGA	3-3A	FT-FA	Of-RB	A-T	B-S	PF	Pts
11/9	Dartmouth	14	1-3	1-2	0-0	0-1	0-3	0-0	5	3
11/12	Holy Cross	33	5-7	0-1	3-6	0-0	6-1	0-2	0	13
11/14	Fairfield	35	6-10	0-0	1-4	1-2	6-1	0-3	1	13
11/17	Rhode Island	39	2-9	1-4	2-4	0-3	1-0	0-0	3	7
11/20	vs. Utah	36	5-9	3-4	2-2	0-4	2-2	0-2	3	15
11/21	vs. Rhode Island	38	6-9	4-6	3-3	1-4	0-4	0-1	3	19
11/26	Columbia	33	5-9	2-4	2-2	0-2	2-2	0-2	3	14
11/29	South Florida	32	1-3	0-0	1-2	0-2	3-1	0-1	3	3
12/3	Notre Dame	30	1-2	0-0	0-0	0-2	1-4	0-0	0	2
12/11	at Saint Louis	35	5-11	1-3	1-2	0-4	5-3	0-3	2	12
12/13	Albany	37	5-14	3-6	2-2	0-4	4-3	1-2	0	15
1/2	North Carolina	30	4-8	2-3	3-3	1-3	1-1	0-1	3	13
1/8	at Pittsburgh	36	3-6	1-2	5-6	0-1	2-3	0-2	5	12
1/12	Georgia Tech	39	3-7	2-3	1-1	1-2	5-6	0-2	3	9
1/15	at Clemson	33	2-7	0-1	2-3	0-5	0-3	0-1	3	6
1/19	at Louisville	34	1-6	1-2	0-0	1-5	4-0	0-1	2	3
1/22	Virginia Tech	31	2-5	0-1	0-1	0-2	2-5	0-0	3	4
1/24	at Wake Forest	29	2-7	1-4	0-0	3-6	0-2	1-2	4	5
1/26	at North Carolina	38	3-11	0-3	0-2	1-3	1-1	1-2	2	6
1/30	Pittsburgh	29	3-4	2-2	0-0	1-6	4-1	0-1	2	8
2-1	at Virginia	33	1-6	1-5	4-4	1-3	0-1	0-0	2	7
2/8	Syracuse	39	7-15	3-9	1-1	2-6	6-0	0-3	1	18
2/12	Duke	37	3-8	0-2	0-0	1-2	5-2	1-5	1	6
2/16	at Notre Dame	42	6-10	3-4	3-3	1-3	3-1	0-0	4	18
2/19	at Syracuse	39	3-10	2-6	0-0	0-2	2-1	1-3	1	8
2/21	Florida State	35	7-10	4-4	0-0	2-8	6-1	0-5	1	18
2/23	at NC State	39	6-9	3-5	1-2	0-3	3-2	0-3	2	16
2/26	Clemson	36	4-11	3-8	3-3	0-4	3-1	1-2	4	14
3/2	Miami (Fla.)	29	3-8	1-2	0-0	0-3	2-2	0-2	3	7
3/5	at Georgia Tech	43	6-9	3-5	4-4	1-4	3-2	0-2	2	19
3/8	vs. Pittsburgh (ACC)	32	2-5	1-2	3-4	0-1	2-5	0-1	2	8
3/9	vs. Wake Forest (ACC)	30	3-7	2-4	4-6	0-3	2-2	0-1	4	12
3/10	vs. Miami (Fla.) (ACC)	42	4-4	2-2	1-3	0-3	3-1	0-2	0	11
Totals		1137	120-259	52-109	52-73	18-106	89-67	6-57	77	344

ZACKERY GAME BY GAME, 2022-23 (BOSTON COLLEGE)

Date	Opponent	Min	F-FGA	3-3A	FT-FA	Of-RB	A-T	B-S	PF	Pts
11/7	Cornell	33	4-9	1-3	2-2	1-2	7-5	0-4	4	11
11/11	Detroit Mercy	37	4-12	1-3	5-6	0-3	1-3	0-2	1	14
11/14	Maine	39	5-12	2-4	1-2	1-5	1-1	0-1	2	13
11/18	vs. George Mason	35	2-5	0-0	3-5	1-5	2-0	1-1	2	7
11/20	vs. Tarleton State	35	0-4	0-0	4-4	1-2	1-1	0-1	2	4
11/21	vs. Wyoming	33	4-9	0-2	8-8	0-4	1-2	0-0	2	16
11/27	Rhode Island	36	4-8	1-3	7-8	0-1	3-5	1-0	4	16
11/30	at Nebraska	30	2-8	0-2	0-0	1-2	0-2	0-1	4	4
12/3	at Duke	35	6-11	2-5	0-0	1-3	2-2	0-1	2	14
12/6	New Hampshire	44	3-15	1-8	7-8	5-6	2-4	0-3	2	14
12/10	vs. Villanova	36	3-7	1-4	0-1	0-4	1-2	0-0	2	7
12/13	Stonehill	36	6-15	3-6	1-2	0-3	3-0	0-3	2	16
12/21	Virginia Tech	37	2-7	0-1	2-2	2-5	5-0	0-2	3	6
12/31	at Syracuse	34	1-8	0-3	1-1	3-4	0-1	0-1	3	3
1/3	Notre Dame	37	7-10	1-2	3-5	1-4	3-1	0-0	3	18
1/7	Duke	35	5-10	0-2	0-0	1-3	4-1	1-3	2	10
1/11	at Miami (Fla.)	34	1-7	0-2	0-0	0-1	3-2	0-3	1	2
1/14	Wake Forest	25	4-5	3-4	3-4	0-3	1-5	0-1	4	14
1/17	at North Carolina	37	6-14	0-2	2-2	0-1	0-2	0-2	2	14
1/21	at Notre Dame	31	1-3	0-1	2-2	0-4	3-2	0-1	5	4
1/25	Louisville	39	5-11	3-6	2-4	2-3	7-3	0-4	1	15
1/28	at Virginia	34	1-6	0-0	0-0	0-3	6-1	1-1	1	2
1/31	Clemson	38	6-10	1-2	0-1	1-4	1-4	0-0	2	13
2/4	Syracuse	28	5-9	3-6	1-1	0-0	5-1	0-1	5	14
2/8	at Virginia Tech	7	0-1	0-1	0-0	0-0	2-0	0-0	0	0
2/11	NC State	22	4-8	1-1	1-2	1-3	1-4	0-1	1	10
2/14	at Pittsburgh	37	4-12	1-2	2-2	1-6	3-1	0-0	0	11
2/18	at Florida State	31	1-5	0-2	6-6	0-3	5-3	0-2	2	8
2/22	Virginia	26	5-8	2-4	0-0	1-1	4-1	1-3	2	12
2/28	at Wake Forest	36	6-12	2-3	4-4	1-3	3-2	0-2	2	18
3/4	Georgia Tech	34	4-8	1-4	5-7	1-8	2-2	0-0	4	14
3/7	vs. Louisville (ACC)	34	4-11	0-5	7-13	1-4	8-0	0-3	3	15
3/8	vs. North Carolina (ACC)	33	7-13	1-3	0-1	1-1	0-2	0-1	3	15
Totals		1094	122-293	31-96	79-103	28-104	90-65	5-48	78	354

ZACKERY GAME BY GAME, 2020-21 (CHIPOLA COLLEGE)

Date	Opponent	Min	F-FGA	3-3A	FT-FA	Of-RB	A-T	B-S	PF	Pts
1/20	Manatee-Sarasota	28	1-5	0-0	8-10	0-3	3-7	0-2	2	10
1/22	at Palm Beach State	22	1-3	0-1	6-7	0-4	2-3	0-5	0	8
1/24	at Manatee-Sarasota	26	7-8	1-1	1-1	0-4	2-2	0-3	0	16
1/26	S. Georgia Tech	23	5-8	1-3	2-2	0-1	4-2	0-3	2	13
1/28	Palm Beach State	26	1-4	0-1	4-6	0-4	5-3	0-5	2	6
1/30	Santa Fe College	24	4-8	1-2	0-0	2-5	5-2	0-1	4	9
2/3	at Gulf Coast State	22	2-5	0-2	1-2	0-2	3-1	0-0	2	5
2/6	Pensacola State	28	2-6	0-2	8-8	0-3	6-2	0-6	1	12
2/9	at Tallahassee CC	23	3-8	0-1	0-0	1-3	2-3	0-0	2	6
2/13	NW Florida State	32	3-6	3-4	12-13	0-2	6-1	1-0	1	21
2/17	Gulf Coast State	31	5-7	0-1	1-1	0-4	3-4	0-3	2	11
2/20	at Pensacola State	21	2-5	0-1	1-1	0-2	2-1	0-2	1	5
2/23	Tallahassee CC	29	4-8	1-3	3-5	1-8	4-4	0-4	3	12
2/27	at NW Florida State	35	6-13	0-2	9-9	2-2	2-0	0-5	0	21
3/3	at Gulf Coast State	32	5-9	0-1	3-5	1-5	4-0	0-4	3	13
3/6	Pensacola State	24	4-7	1-2	0-0	2-4	4-0	0-1	1	9
3/9	at Tallahassee CC	36	3-8	0-2	2-5	3-4	8-1	0-1	3	8
3/13	NW Florida State	27	4-7	1-2	0-0	0-4	7-2	0-4	1	9
3/17	Gulf Coast State	26	1-3	0-0	0-1	0-6	2-4	0-3	1	2
3/20	at Pensacola State	29	5-6	1-1	8-8	0-5	5-0	0-0	2	19
3/23	Tallahassee CC	32	4-7	1-1	4-6	0-4	5-2			

ROOKIE BIOS



ACE BUCKNER

G • 6-3 • 170 • FR. • HS
DALLAS, TEXAS
LA LUMIERE SCHOOL (IND.)

TIGERS

21

Ace Buckner is a 6-2, 175-pound combo guard who ranked as a three-star, according to On3.

Buckner is the son of former Littlejohn Legend Greg Buckner who played for the Tigers from 1994-98.

He averaged 8.8 points per game with All Ohio Red on the EYBL Circuit. Buckner boasted nearly a 2:1 assist/turnover ratio through 24 games on the circuit. He exploded for a 29-point performance at Peach Jam in July.

HEAD COACH BRAD BROWNELL

“Ace is a combo guard who is comfortable playing with or without the basketball in his hands. He’s an excellent on-ball defender who, with strength, will excel at that end of the floor. Offensively, he can make threes off the bounce or catch and has a quick first step which helps him play in the paint. As a legacy, he has always had a dream to play at Clemson and we couldn’t be more excited about the opportunity to add a player of his caliber.”

PERSONAL

- Born March 8, 2005.
- Son of Regina and Greg Buckner
- Majoring in communication.



DEL JONES

G • 6-2.5 • 187 • FR. • HS
LANDOVER, MD.
ARIZONA COMPASS PREP (ARIZ.)

TIGERS

10

Del Jones is a 6-2, 180-pound four-star point guard and ranked as the No. 66 overall player and No. 14 point guard according to ESPN. He ranked No. 90 overall and No. 7 point guard in the 2024 class, according to 247Sports.

He played for Team Durant on the EYBL Circuit and averaged 10.8 points, 4.5 assists and 3.5 rebounds per game.

Jones chose Clemson over Arizona State, Oregon, Seton Hall and West Virginia.

HEAD COACH BRAD BROWNELL

“Del is a super fast combo guard that has played against a lot of great competition in both high school and on the EYBL circuit. Offensively, he excels in the open court by attacking the paint and creating offense for himself and others. He is an explosive athlete whose competitiveness and toughness impressed our staff. We certainly feel like he has the ability to impact the game on both ends of the floor while at Clemson.”

PERSONAL

- Born November 24, 2004.
- Son of Whitney Steele.
- Majoring in parks, recreation, tourism management.



JACKSON ROBERTS

F/C • 6-11 • 247 • FR. • HS
TAMPA, FLA.
IMG ACADEMY


TIGERS

35

Jackson Roberts is a 6-11, 250-pound center who will join the Tigers as a walk-on for his freshman season in 2024-25.

PERSONAL

- Born March 21, 2006.
- Son of Ashley and Craig Roberts.
- Majoring in pre-business.



DALLAS THOMAS

F • 6-9 • 180 • FR. • HS
LITTLE ROCK, ARK.
PARVIEW MAGNET

TIGERS

8

Dallas Thomas is a 6-9, 180-pound four-star forward who ranked as the No. 86 overall prospect and second in Arkansas in the 2024 class by ESPN and rated No. 29 by 247Sports. He was the No. 24 small forward in the class, according to On3.

As a junior, Thomas nearly averaged a double-double with 16.5 points and 9.4 rebounds along with 2.3 assists and 2.1 blocks. He was named to the SBLive Arkansas All-State Second Team.

Thomas chose Clemson over Arkansas, LSU, Memphis and Missouri.

HEAD COACH BRAD BROWNELL

“Dallas is a highly skilled forward with tremendous length that allows him to score at all three levels. I love his size and versatility, which will give me the opportunity to utilize him in a variety of ways in our system. Dallas has a great feel for the game and high IQ, having the benefit of being raised by a father who was a good Division I college player and was coached in high school by Arkansas legend Scottie Thurman.”

PERSONAL





- Born February 22, 2006.
- Son of Tamara and Clint Thomas.
- Majoring in sports communication.



HEAD COACH BRAD BROWNELL



BRAD BROWNELL

-  **15TH SEASON AT CLEMSON**
-  **23RD SEASON OVERALL AS A HEAD COACH**
-  **DEPAUW '91**
-  **432-274 OVERALL COACHING RECORD**

Brad Brownell enters his 15th season in charge of the Clemson men's basketball program in 2024-25. The Evansville, Ind., native was named the 22nd men's basketball coach at Clemson University on April 13, 2010.

In 14 seasons in Clemson, he has compiled a 265-189 record, which places him first all-time in Clemson coaching history with 265 victories. He has taken the Tigers to the 2024 Elite Eight, 2021 NCAA Tournament, 2018 Sweet 16, 2011 NCAA Tournament and three NIT appearances. He is No. 1 in Clemson coaching history in terms of winning percentage against ACC competition and his 128 regular season wins over ACC teams are the most-ever in program history.

Brownell enters his 23rd season overall with a career record of 432-274. Clemson most recently reached the Elite Eight for just the second time in history and the first time in 44 years. The Brownell led Tigers beat New Mexico, Baylor and Arizona en route to a historical 24-win campaign. Clemson won its first three games of the NCAA Tournament as the underdog, the first team to do that since 1985. Three players (PJ Hall, Chase Hunter, Ian Schieffelin) were named to NCAA All-Regional team, most in one year in Clemson history. Had just two selections total previously (Larry Nance, 1980, Gabe Devoe, 2018).

Clemson defeated nine NCAA Tournament teams, six in the regular season and three in the tournament, the most in a season in school history. Seven of the nine wins were recorded away from home, most in a season in school history. Clemson recorded 12 wins away from home, an all-time school record for one season and had six wins on opponent's home court and six wins at neutral sites. The 12 wins away from home included seven vs. NCAA Tournament teams, most in one season in Clemson history. The Tigers had five wins during the regular season against non-conference teams that reached the NCAA Tournament, most in one season in school history and five road ACC wins, tied for the most in a season in Clemson history.

Coach Brownell won at North Carolina for just the second time in school history, the first road win over a ranked North Carolina team. Clemson had lost 37 straight in Chapel Hill to Top 25 North Carolina teams. The win at No. 3 North Carolina was the second highest ranked road win in Clemson history (beat No. 2 Maryland on road in 1975-76). The win was also the first win for Clemson (anywhere) against a team that would become a No. 1 seed since 1997 (Kentucky) and just the fourth time ever Clemson has beaten a team that would go on to be a No. 1 seed (also UNC, 1979 and UNC, 1994). The Tigers recorded four wins over top 25 teams (beat No. 23 Alabama, No. 3 North Carolina, No. 14 Baylor and No. 9 Arizona). All four wins were away from home, the most wins away from home over Top 25 teams in one season in school history.

Clemson was rewarded for its play throughout the season, as Coach Brownell had his second player earn the ACC's Most Improved Player award in Ian Schieffelin. The Tigers also had a first-team All-ACC player in consecutive years for the first time ever. Hunter Tyson in 2022-23 and PJ Hall in 2023-24.

The Tigers have won 47 games over the last two seasons, the second-most in program history, while also posting a .625 (25-15) win percentage in the ACC over that same time period. That is the highest in consecutive seasons in program history. Since 2017-18, the Tigers are fourth in the ACC in wins (141) and fifth in league wins (72).

The 2022-23 Tigers won 23 games and a record 14 games in the ACC, which marked a program record for conference wins in any league. The .700 winning percentage was the third best in Clemson history, and better than 11 of the previous 13 Clemson teams that advanced to the NCAA Tournament. Clemson started 7-0 and 10-1 in the ACC last year and the seven consecutive league wins tied a school record that dated to 1967. The Tigers won eight ACC games by double digits and five of those were by at least 20 points.

Hunter Tyson earned First Team All-ACC honors before being drafted 37th overall by the Denver Nuggets in the 2023 NBA Draft. Returning center PJ Hall earned Third Team All-ACC honors

for his play last season.

The 2021-22 Tigers finished 8-12 in the ACC and 17-16 overall, which included a win over NC State in the ACC Tournament.

The 2020-21 Tigers finished 10-6 in ACC play – tied for the second-most wins in ACC play. Their 11-1 home record is a top five winning percentage all time in Littlejohn Coliseum.

Led by Brownell, the Tigers won their first-ever game in Chapel Hill against North Carolina on Jan. 11, 2020. Three days later, the Tigers topped No. 3 Duke and made Brownell the all-time wins leader in Clemson history by passing Cliff Ellis. All told, Clemson won three games that season against Top-6 ranked opponents – leading the country. Prior to the season being cancelled due to COVID-19, the Tigers defeated Miami in the ACC Tournament – ending the season with a victory for the first time since 1950. Following the season, Aamir Simms earned All-ACC recognition by being named to the All-ACC Third Team.

The Tigers won 20 games in back-to-back seasons (2017-19) for the first time since 2009-10 and 2010-11. Those 45 combined victories over those two campaigns are the third-most wins in back-to-back seasons in Clemson history. Following the 2018-19 season, two Tigers earned All-ACC recognition with Marcquise Reed named to the All-ACC Third Team and Elijah Thomas earning back-to-back selections to the All-ACC Defensive team.

Clemson turned in a banner season under Brownell in 2017-18 – advancing to just the 12th NCAA Tournament in program history, including the program's fourth Sweet 16. Clemson's 25-10 record tied the school mark for wins in a season. For the remarkable year, Brownell was named National College Coach of the Year by Sports Illustrated. Clemson posted a program record 11 ACC regular season wins in 2017-18, making it the seventh time in program history the Tigers have won 10 or more games in the ACC, and four have now come under Brownell's watch.

Brownell's squad was picked to finish 13th in the ACC Preseason Media Poll and ended up finishing tied for third in the final ACC standings – the largest differential from preseason media poll to postseason seasons finish in league history (since 1970).

The Tigers finished 15-1 at home during the regular season – tying the program mark for most regular season home wins in a single year. The team won 11 ACC regular season games and defeated 10 different ACC teams along the way for the first time in

THE BROWNELL FILE

Education: Earned a bachelor's degree in history from DePauw University in May 1991. Earned a master's degree from University of Indianapolis in May 1994.

Playing Experience: Earned three varsity letters at DePauw from 1988-91. Ranks seventh in school history in career assists.

Assistant Coaching Experience: Graduate Assistant at the University of Evansville (1991-92); Assistant Coach at the University of Indianapolis (1992-94); Assistant Coach at UNC Wilmington (1994-2002).

Head Coaching Experience: UNC Wilmington (2002-06); Wright State (2006-10); Clemson (2010-Present).

Honors: Colonial Athletic Association Coach of the Year, 2002-03 & 2005-06; Horizon League Coach of the Year, 2007-08; NABC District 10 Coach of the Year, 2006-07; Sports Illustrated College Basketball Coach of the Year, 2017-18

history.

Brownell saw four players earn All-ACC recognition at the end of the season. Marcquise Reed earned All-ACC Second-Team, Gabe DeVoe was named All-ACC Honorable Mention and Elijah Thomas was named to the All-ACC Defensive Team. Shelton Mitchell was named second-team All-ACC Tournament. Both Reed and DeVoe were named ACC Players of the Week during the season.

In 2015-16, Brownell's program made a number of strides. The Tigers were 10-8 and finished in a tie for seventh in the ACC, ahead of Final Four participant Syracuse. Clemson defeated four ranked teams, including three in the same week to become the first ACC team to do that in the regular season since Wake Forest in 2003.

Brownell guided the Tigers to a landmark road overtime win over Syracuse on Jan. 5, 2016, before coaching Clemson to wins over Louisville, Duke and Miami all in the same week. Duke and Miami were ranked in the top 10, giving the Clemson program its first back to back wins over top-10 teams since 1975-76. His team added a landmark victory in 2016-17 at South Carolina, ranked in the top 25 at the time of the meeting. It gave the Tigers a win over an eventual Final Four team for a second straight season.

Brownell coached two-time All-ACC forward Jaron Blossomgame, who was also named 2016 Most Improved Player in the conference by the media and coaches. Blossomgame had a monumental junior campaign, averaging over 20 points per game with the third-highest ACC regular season point total in Clemson history. He finished his career fifth in program history with 1,733 points.

Brownell's 2014-15 team posted an 8-10 mark in the ACC regular season, which included a win at Sweet 16 participant NC State. The Tigers also defeated a pair of NCAA Tournament teams from the SEC, LSU and a top-25 Arkansas squad.

The 2013-14 team finished with a 23-13 record and advanced to New York City for the NIT semifinals. Among Clemson's 23 wins were 10 during conference play, which led to a sixth-place finish in the ACC — no small feat considering the Tigers were predicted to finish 14th by league media in the preseason.

Clemson improved by 10 wins over 2012-13, matching the school record for the best single-season improvement. The Tigers also doubled their conference win total over the previous season,



HEAD COACH BRAD BROWNELL

becoming just the fourth team in Clemson history to reach double digit ACC wins.

Clemson won all season long with a stout defense, one that yielded a program ACC era record 58.4 points per game. Brownell and his staff also did it by coaching the ACC's free throw champions, a first for a Tiger team in 61 seasons as a member of the conference. The Tigers' biggest win came at home against No. 13 Duke, a 72-59 victory that proved to be the Blue Devils' largest margin of defeat all season.

Brownell and his staff coached K.J. McDaniels to a terrific individual season. The junior small forward was named first-team All-ACC and was the first Tiger to be named ACC Defensive Player of the Year. He posted top-10 single-season school marks for points (614), blocks (100), free throws made (154), free throw percentage (.842) and minutes played (1,212). McDaniels declared early for the NBA Draft and was selected 32nd overall. He completed his third NBA season in 2016-17 and is now playing overseas.

In 2012-13, Brownell coached Devin Booker to third-team All-ACC honors.

In 2011-12, Brownell's second team went 16-15 and 8-8 in ACC play — a record fifth straight season the Tigers were .500 or better in conference games. His program defeated three teams that advanced to the NCAA Tournament, including eventual Sweet 16 participant NC State and No. 22 Virginia.

Brownell's team was second in the ACC in scoring defense for a second straight season, yielding just 60.6 points per game. He coached Andre Young, a member of the All-ACC Defensive Team and the conference's leader in steals per game during the 2011-12 regular season.

Academically, the men's basketball program recorded one of its best all-around years under Brownell's leadership in 2011-12. The team had the highest cumulative GPA on record for a semester (3.13) in the fall, also the top GPA among Clemson men's athletic teams. In the spring, four players were named to the All-ACC Academic Team, including Tanner Smith, just the second four-time selection in Clemson history.

Brownell established a Clemson record for wins by a first-year coach in 2010-11 when he led the Tigers to a 22-12 overall record. The Tigers won a first-round NCAA Tournament game over UAB, the program's first tournament victory in 14 years.

Brownell was the only first-year coach to lead his team to an NCAA Tournament win in 2011. He has taken each of his three schools (Clemson, UNC Wilmington, Wright State) to the "Big Dance" in his first year at each stop.

Clemson compiled a 9-7 record during the ACC regular season and with a Senior Day victory over Virginia Tech on March 5, Brownell's squad clinched the No. 4 seed and a first-round bye at the ACC Tournament.

Brownell's 2011 Tigers won an ACC Tournament and NCAA Tournament game in the same season at Clemson for the first time since 1990. His club defeated Boston College 70-47 in the quarterfinals of the ACC Tournament, the second-largest margin of victory in Clemson history at the event.

He coached Demontez Stitt to third-team All-ACC honors in 2011. Stitt went on to be named first-team All-ACC Tournament as well. Fellow senior Jerai Grant flourished in his lone season under Brownell's teaching. Grant averaged career highs 12.4 points and 6.7 rebounds per game, and was also an All-ACC Defensive Team member.

Prior to Clemson, in his two previous head coaching stops, Brownell took the program to a school record number of wins as a Division I member. He had a 25-win season at UNC Wilmington in 2005-06 and a 23-win season at Wright State in 2006-07. He has had 25-win and 23-win seasons at Clemson.

Brownell guided UNC Wilmington to the NCAA Tournament in 2003 and 2006 and Wright State to the NCAAs in 2007.

Brownell joined the Clemson family after coaching Wright State to a 20-12 record in 2009-10, with a third straight 12-6 Horizon League record. In four seasons with the Raiders, his teams compiled an overall mark of 84-45, including 49-21 against Horizon League foes.

Brownell's 2007 NCAA Tournament appearance at Wright State was the school's first in 14 seasons. He did it behind the strength of a 15-3 conference record and two wins in the conference tourney.

Brownell coached several standouts at Wright State, including the Horizon League Player of the Year, a first-team selection, an all-league defensive team member and two all-newcomer members in 2007-08. In 2009-10, he coached guard Vaughn Duggins to second-team All-Horizon League honors.

Brownell was the head coach at UNC Wilmington from 2002-03 through the 2005-06 season and posted an 83-40 record, including a 52-20 mark against conference teams. In his four years at Wright State he posted a 55-24 record against conference foes (including conference tournament games).

Brownell was named CAA Coach of the Year in 2002-03 and 2005-06 and the Horizon League Coach of the Year in 2007-08. Additionally, Brownell was one of 15 finalists for the Hugh Durham Coach of the Year Award for mid-major programs in 2007 and

was the NABC District 10 Coach of the Year. FoxSports.com also named him the Mid-Major Coach of the Year in 2006, his final year at UNC Wilmington.

Brownell began his coaching career as a graduate assistant at Evansville under Jim Crews in 1991-92 and he helped that program to a 24-6 record. He served as an assistant at the University of Indianapolis in 1992-93 and 1993-94.

He then started a 12-year-run at UNC Wilmington, eight as an assistant or associate head coach, and four as the head coach. He was an assistant for the Seahawks from 1994-95 through 2001-02. His final year as an assistant under Jerry Wainwright, UNC Wilmington posted a 23-10 record, including a 17-4 mark versus conference teams (including the CAA Tournament). That team defeated Southern California in the first round of the NCAA Tournament in overtime.

His four-year CAA head coaching record was 61-22, the best league mark during the period. Brownell was twice named the CAA Coach of the Year (2003 and 2006). He coached five All-CAA performers, one CAA Player of the Year in Brett Blizzard, four All-Defensive Team selections, one Defensive Player of the Year and seven CAA All-Academic honorees.

UNC Wilmington posted a 25-8 mark his final season, 2005-06, including a victory over Final Four participant George Mason, and won the CAA Tournament. The Seahawks lost in overtime to George Washington, 88-85, in the NCAA Tournament that year.

His first UNC Wilmington team (2002-03) won 24 games and won the CAA Tournament. His club lost in the first round of the NCAA Tournament to defending national champion Maryland on a buzzer beater, 75-73.

Brownell, who turns 53 on Nov. 15, 2021 earned three letters at DePauw University, a Division III school in Greencastle, Ind. He ranks seventh in school history with 332 career assists. He led the Tigers in assists three straight seasons, while also leading DePauw in steals as a junior in 1989-90.

Brownell earned his bachelor's degree from DePauw in 1991 and completed his master's degree at the University of Indianapolis in 1994. He is a graduate of Harrison High School in Evansville, where he was a high school teammate of Calbert Cheaney, who later became the National Player of the Year in 1993 at Indiana.

Brownell and his wife, Paula, have two daughters, Abby, and Kate, who are both graduates of Clemson.



BROWNELL'S YEAR-BY-YEAR HEAD COACHING RECORD

YEAR	SCHOOL	OVERALL	.PCT	CONF.	POSTSEASON
2002-03	UNC Wilmington	24-7	.744	15-3	NCAA, 1st round
2003-04	UNC Wilmington	15-15	.500	9-9	
2004-05	UNC Wilmington	19-10	.655	13-5	
2005-06	UNC Wilmington	25-8	.758	15-3	NCAA, 1st round
2006-07	Wright State	23-10	.697	13-3	NCAA, 1st round
2007-08	Wright State	21-10	.677	12-6	
2008-09	Wright State	20-13	.606	12-6	
2009-10	Wright State	20-12	.625	12-6	
2010-11	Clemson	22-12	.647	9-7	NCAA, 2nd round
2011-12	Clemson	16-15	.516	8-8	
2012-13	Clemson	13-18	.419	5-13	
2013-14	Clemson	23-13	.639	10-8	NIT, Semifinals
2014-15	Clemson	16-15	.516	8-10	
2015-16	Clemson	17-14	.548	10-8	
2016-17	Clemson	17-16	.515	6-12	NIT, 1st Round
2017-18	Clemson	25-10	.714	11-7	NCAA, Sweet Sixteen
2018-19	Clemson	20-14	.588	9-9	NIT, 2nd Round
2019-20	Clemson	16-15	.516	9-11	
2020-21	Clemson	16-8	.667	10-6	NCAA, 1st Round
2021-22	Clemson	17-16	.515	8-12	
2022-23	Clemson	23-11	.676	14-6	NIT, 1st Round
2023-24	Clemson	24-12	.667	11-9	NCAA, Elite Eight
HEAD COACHING SUMMARY					
at UNC Wilmington		83-40	.675	52-20	
at Wright State		84-45	.651	49-21	
at Clemson		265-189	.584	128-126	
TOTALS		432-274	.612	229-167	

NOTE: Conference record is regular season only.



ASSOCIATE HEAD COACH



BILLY DONLON

- 3RD SEASON AT CLEMSON**
- 24TH OVERALL SEASON**
- UNC WILMINGTON '99**
- HEAD COACH AT WRIGHT STATE AND KANSAS CITY**

Billy Donlon enters his third season as associate head coach at Clemson in 2024-25. Prior to his time in Tigertown, he served as the head coach at Kansas City for the previous three seasons.

In just two seasons in Clemson, Coach Donlon's impact has been felt at the highest levels. The Tigers have won 47 games over the last two seasons, the second-most in program history, while also posting a .625 (25-15) win percentage in the ACC over that same time period. That is the highest in consecutive seasons in program history.

Donlon works in lockstep with Coach Sean Dixon and Coach Brownell on the Tigers' defense. In three NCAA Tournament wins that advanced Clemson to the Elite Eight for the first time in 44 years, Clemson limited its opponent to just 14-of-75 from three (18.7%).

Donlon has been instrumental with the Tiger guards and their success has shined bright since he arrived in 2022. Chase Hunter has turned into one of the most dangerous guards in the league, and was critical in the Tigers' success in the 2024 NCAA Tournament run to the Elite Eight. Hunter was named All-West Region after averaging 17.8 points, 5.8 assists and 4.3 rebounds.

The Northbrook, Ill. native also was the main recruiter for Joseph Girard III during the offseason prior to 2023-24. Girard turned in the best year of his five-year collegiate career while at Clemson and set many program records in the process. The development of the guard position also includes Chase's younger brother, Dillon, who has taken strides each of the last two seasons.

In three seasons as the Kansas City Men's Basketball head coach, he finished 46-39 (.541), including a 27-20 (.574) record in conference play. Overall as a head coach, Donlon holds a 155-133 (.538) record.

Donlon's third year leading the Roos was his most successful. He finished 19-12, including a 12-6 mark in league play. Of the 19 wins, one included a 80-66 victory on the road at SEC foe Missouri.

The 19 victories were the most in program history since joining a conference.

In Donlon's second year at the helm during the pandemic-shortened 2020-21 season, he led the Roos through their return to the Summit League, guiding them to a .500 record in conference play. In Summit competition, the Roos swept Omaha and Denver, splitting decisions with North Dakota, North Dakota State and Oral Roberts, who later went on to qualify for the 2020-21 NCAA Sweet Sixteen.

Buying in to Donlon's hard-nosed defensive style, the Roos were the top-rated defensive team in the Summit, allowing just 62.6 points per game, the 17th-best mark in Division One. KC also ranked first in the conference in three-point percentage defense (.325), rebounding defense (30.0), turnover margin (3.21), assists (14.79) and steals (7.92).

Donlon's 2020-21 squad was led by Brandon McKissic, who earned Second Team All-Summit, Summit League Defensive Player of the Year and Lefty Driesell Defensive All-American honors. Additionally, the Roos' Josiah Allick was named Second Team All-Summit.

Donlon made amazing strides as he took over the Roos Men's Basketball program at the start of the 2019-20 season. The Northbrook, Ill., native recorded the second-most wins (16) as a first-year head coach in school history ending with a 16-14 overall mark. He led the Roos to a 7-3 stretch to end the season, cut short by the COVID-19 pandemic.

When looking at the numbers across the board, the 16-14 overall record marked the most wins in three years and the .533 win percentage was the highest since 2010-11. In conference play, the Roos posted eight victories, which was the highest output in their Western Athletic Conference history. Playing in the newly renovated Swinney Center, Kansas City went 9-4 at home and tied the second-best home start in school history at 6-0.

Under Donlon's guidance, the Roos had a positive start to the season. Kansas City won its ninth game in the 16th overall contest to begin the year 9-7. That start marked the fastest output to nine wins since the 2010-11 program. Additionally, with five wins

prior to Dec. 1, the Roos collected the most victories before the calendar flipped into December since 2016-17. A non-conference highlight was advancing to the championship game of The Island of Bahamas Showcase on Nov. 24. The Roos lost against Liberty, a team that advanced to the Round of 32 in the 2019 NCAA Tournament, but proved to the world they were a team to be reckoned with.

Donlon preached team defense and his team demonstrated it — Kansas City ranked 23rd in the country in 3-point field goal defense (29.7%), 33rd in steals per game (8.1) and 47th in turnovers forced (15.2).

In his first KC recruiting class for 2020, he brought in five decorated recruits, including two local Kansas City prospects from Truman High School and North Kansas City High School.

Donlon was introduced as the seventh head coach in Kansas City men's basketball history on March 28th, 2019.

After spending the last three seasons as an assistant coach (2016-19) in power five conferences, Donlon arrived at Kansas City. Prior to KC, Donlon joined the Northwestern men's basketball program as an assistant coach in June 2017. During Donlon's time as an assistant coach at Northwestern, the Wildcats went a combined 28-36.

Donlon's lone season in Ann Arbor saw Michigan post a 26-12 record, including winning four games in four days to capture the Big Ten tournament title. The Wolverines went on to advance to the Sweet 16 round of the NCAA tournament.

Donlon made the move to Michigan after spending a decade at Wright State, including the final six years as the program's head coach. In those six seasons (2010-16), Donlon compiled a 109-94 record with three 20-plus win seasons and helped the Raiders reach the Horizon League Tournament title game three times (2013, '14, '16). In addition, Donlon's squads tied the program marks for wins with 23 in 2013 and conference wins with 13 in 2016.

After his 2013 squad was picked to finish last in the pre-season, Donlon went on to be named the Horizon League's Coach of the Year. He guided the Raiders to a 10-win improvement, tying the school record with 23 wins, the No. 3 seed and a championship game appearance in the Horizon League Tournament as well as a semifinal appearance in the College Basketball Invitational (CBI). He was also named a finalist for the Skip Prosser Man of the Year Award and the Hugh Durham Coach of the Year Award given to the nation's top mid-major coach.

During his tenure, he coached five players to All-Horizon League honors — Vaughn Duggins (2011, 1st), N'Gai Evans (2011, 2nd), Julius Mays (2012, 2nd), Cole Darling (2013, 2nd) and A.J. Pacher (2014, 2nd). In 2012, Mays was also named the Horizon

THE DONLON FILE

Born: William Joseph Donlon on February 10, 1977 in Northbrook, Illinois.

Education: Earned bachelor's degree from UNC Wilmington in history in 1999.

Playing Experience: Earned four varsity letters as a player at UNC Wilmington, playing 118 games. He finished with 901 points and at the time of his graduation was the all-time assist leader (456) — currently third in UNCW history.

Coaching Experience: Assistant Coach at American University, 1999-00. Assistant Coach at Saint Peter's, 2000-01. Assistant Coach at UNC Wilmington, 2002-06. Associate Head Coach at Wright State, 2006-10. Head Coach at Wright State, 2010-16. Assistant Coach at Michigan, 2016-17. Assistant Coach at Northwestern, 2017-19. Head Coach at Kansas City, 2019-22. Associate Head Coach at Clemson, 2022-present.

Newcomer of the Year and was a member of the All-Newcomer Team. Known for his defensive strategies, Wright State's defense ranked as high as 16th nationally in 2013, and he had two players selected as the Horizon League All-Defensive Team — Matt Vest (2014) and Joe Thomasson (2016).

Before his promotion to head coach in 2010, Donlon served as the associate head coach under Brad Brownell for four seasons (2007-10). He helped Wright State to four straight 20-plus win seasons, the 2007 Horizon League regular-season and tournament title and an automatic bid to the 2007 NCAA Tournament, where the Raiders lost in the first round to Pittsburgh.

Before joining Wright State, Donlon was an assistant at his alma mater UNC Wilmington for four seasons (2002-06), coaching again under Brownell. Donlon assisted the Seahawks to a pair of NCAA tournament appearances (2003, '06) and two Colonial Athletic Association (CAA) regular-season and tournament titles (2003, '06).

Following his collegiate playing career at UNCW, Donlon began his coaching career as an assistant at American University (1999-2000) before moving on to Saint Peter's for a season (2000-01). Following the 2001 season, Donlon spent a year playing professionally overseas with Irish National Team, as well as stops in France and Germany.

As a collegiate player, Donlon was a star guard at UNC Wilmington for four seasons (1996-99), playing in 118 career games. He finished with 901 points and at the time of his graduation he was the Seahawks all-time assist leader with 456, which currently stands fourth in UNCW history. He was a member of the Colonial Athletic Association's (CAA) All-Rookie Team in 1996 and led the team in assists as a junior (5.6 apg) and senior (5.2 apg).

Donlon, who earned a history degree in 1999 from UNCW, received one of the CAA's most prestigious honors in his senior year. He was selected as the recipient of the Dean Ehlers Award for Leadership, presented annually to the player who embodies the highest standards of leadership, integrity and sportsmanship through academic and athletic achievements.

He is married to the former Melissa McCracken and they reside in Clemson. The couple has two kids, Emily and William. Billy also has a daughter, Maren.



ASSISTANT COACHES



SEAN DIXON

-  3RD SEASON AT CLEMSON
-  15TH OVERALL SEASON
-  PRESBYTERIAN '07

THE DIXON FILE

Born: Sean Dixon on November 26, 1984 in Charlotte, N.C. and raised in Marietta, Ga.

Education: Earned bachelor's degree in business management from Presbyterian College in 2007.

Playing Experience: A very decorated player at Presbyterian. Two-time team MVP and earned the Captain Award, given to the player showing the most leadership throughout the season. A two-time team captain, he helped the program to back-to-back 20-win seasons and earned First Team All-Conference selections.

Coaching Experience: Assistant Coach at Presbyterian College, 2009-13. Assistant Coach at UNC Asheville, 2013-17. Assistant Coach at Middle Tennessee State, 2017-21. Assistant Coach at Clemson, 2022-present.

Sean Dixon enters his third season as an assistant coach on Brad Brownell's staff. Prior to Clemson he served as an assistant coach at Middle Tennessee State for the previous four seasons under Head Coach Nick McDevitt.

Coach Dixon arrived in Tigertown the same time as Associate Head Coach Billy Donlon. The Tigers have won 47 games over the last two seasons since his arrival, including 25 wins in the ACC. Dixon works in lockstep with Donlon and Coach Brownell on the Tigers' defense. In three NCAA Tournament wins that advanced Clemson to the Elite Eight for the first time in 44 years, Clemson limited its opponent to just 14-of-75 from three (18.7%).

Dixon works primarily with the Tigers' wing players and that has included the ascension of rising junior Chauncey Wiggins. Last season, Wiggins took a giant step forward in his development at Clemson, playing in all 36 games and starting 18. He shot 44.2 percent from the field, and netted double-figures seven times, including a career-high 19 points at Memphis.

Dixon spent the five seasons prior to Middle Tennessee also under McDevitt with the UNC Asheville Bulldogs. He was an assistant coach in 2013-14 when McDevitt was named head coach before being elevated to the position of associate head coach prior to the 2017-18 season. Dixon specialized in guard development and was McDevitt's recruiting coordinator while in Asheville.

The Bulldogs saw high levels of success in Dixon's five years alongside McDevitt on the Asheville bench, notching a 98-66 record that includes three 20-win seasons and postseason appearances in their final three campaigns.

UNC Asheville also collected three Big South trophies in the last three seasons of the McDevitt era, with Dixon helping lead the team to a Big South Tournament title in 2016, a share of the regular season title in 2017 and an outright regular season title in 2018.

Prior to joining McDevitt in Asheville, Dixon spent four years on the coaching staff at his alma mater, Presbyterian College.

Dixon played four seasons at Presbyterian, twice serving as a team captain, and earned second team All-Big South honors as a sophomore and first team All-Big South honors as a junior and senior.

The Marietta, Ga., native finished his playing career with 1,106 career points before earning his bachelor's degree in business management in 2007.

Dixon resides with his wife, Tara, their daughter, Kinsley, and son, Kyler.



ASSISTANT COACHES



DICK BENDER

- 13TH SEASON AT CLEMSON
- 39TH OVERALL SEASON
- WESTERN MARYLAND '86

THE BENDER FILE

Born: Donald Richard Bender on Feb. 1, 1963 in Grantsville, Md.

Education: Earned bachelor's degree from Western Maryland in sociology in 1986. Earned master of arts degree from DePauw University in teaching in 1989.

Playing Experience: Earned two varsity letters as a player at Western Maryland. Was named team MVP as a senior in 1986 and ranked third in the nation in Division III in free throw percentage that season.

Coaching Experience: Assistant coach at DePauw, 1987-91. Assistant coach at Radford, 1991-97. Assistant coach at Indiana State, 1997-2001. Associate head coach at Indiana State, 2001-07. Assistant coach at Tulane, 2007-10. Director of basketball operations at Clemson, 2010-14. Assistant coach at College of Charleston, 2014-16. Assistant coach at Clemson, 2016-Present.

Dick Bender, Clemson's director of men's basketball operations from 2010-14, returned to the program as an assistant coach for the Tigers in the summer of 2016. Bender worked two seasons as an assistant coach under Earl Grant, who left Clemson in 2014 to take the head coaching position at College of Charleston. He is now the head coach at Boston College. Bender enters his 13th season overall as an assistant in 2024-25. Bender brings 39 years of collegiate coaching and administration experience, including 38 at the Division I level.

Bender works primarily with Clemson's post players and with Head Coach Brad Brownell on the Tigers' offense. Clemson has seen an uptick in production in both areas over the last six seasons, including 47 wins overall and 25 ACC victories since the start of 2022-23. The Tigers averaged 77.4 points last season and 74.7 the year prior.

Since 2017-18, Clemson has made 3-pointers at a rate not seen in Tigertown. Four of the top 3-point make outputs in program history have been recorded, including a record number in 2023-24 (296).

Since switching to the Clemson post player position group, the Tigers have seen much success. PJ Hall has been a two-time All-ACC player for Clemson, including finishing seventh in program history in scoring. Rising senior Ian Schieffelin enjoyed a career year last season averaging 10.1 points and 9.4 rebounds en route to the ACC's Most Improved Player award.

Bender had a positive effect on Clemson's lead guards in his first five seasons back on staff. Marquise Reed emerged as a top scoring threat for the Tigers in 2017-18 – leading the team with 15.8 points per contest, while adding 116 assists (second on the squad). Reed upped that averaged to nearly 20.0 points per game in 2018-19, while becoming a 1,000-point scorer in a Tiger uniform. Reed made second-team All-ACC in 2017-18 and third-team All-ACC in 2018-19. Shelton Mitchell made second-team All-ACC Tournament. He was the Tigers' second-leading scorer and posted over 100 assists in his first season at Clemson, while upping his points-per-game to a career-high 12.2 and finished with a team-best and career-high 119 assists in 2017-18. Combined with All-NCAA Regional selection Gabe DeVoe, the Tigers won 25 games in 2017-18.

In 2020-21, young backcourt players Al-Amir Dawes and Nick Honor were keys to Clemson's run to the NCAA Tournament. Avry Holmes led the ACC in three-point shooting percentage in 2016-17 and Bender saw the Tigers win 17 games in his first season, including a 62-60 thriller at South Carolina, a team that went on to the Final Four.

In two seasons at Charleston, Bender helped orchestrate an eight-win improvement overall from 2014-15 to 2015-16. The Cougars went 17-14 in Bender's second season on staff, with an 8-10 record in the Colonial Athletic Association. Six of the Cougars' players earned postseason honors, including Cameron Johnson, an All-CAA Third Team and All-Defensive Team selection.

Bender served as Clemson's operations director in Brad Brownell's first four seasons, 2010-14. During that stretch, the program compiled a 74-58 record and advanced to the postseason on two occasions, including the 2011 NCAA Tournament. In 2013-14, he was part of a staff that saw the Tigers improve their overall record by 10 wins and advance to the semifinals of the NIT.

In his first season at Clemson in 2010-11, Bender was an important part of the staff that led the Tigers to a 22-12 final record. Clemson was the No. 4 seed in the ACC Tournament with a 9-7 record. The Tigers advanced to the NCAA Tournament for a record fourth straight season and won their first-round game over UAB, 70-52, in Dayton, Ohio.

Bender began his collegiate coaching career at DePauw in 1987 under the late Royce Waltman. He helped the Division III Tigers to an outstanding four-year overall record of 80-30 and to a national runner-up finish in the 1990 NCAA Tournament. One of the players he coached was Brad Brownell.

After his stint with DePauw, Bender served as an assistant coach under former Clemson assistant Ron Bradley at Radford

from 1991-97. The Highlanders compiled the top conference record and non-conference record of all the teams in the Big South during Bender's six seasons with the program.

Bender was reunited with Waltman as part of the staff at Indiana State and coached with the Sycamores for 10 seasons from 1997-07. He helped ISU to consecutive 20-win seasons and NCAA Tournament appearances in 1999-00 and 2000-01. The Sycamores went on to upset No. 4 seed Oklahoma, 70-68, in the first round of the 2001 NCAA Tournament.

The native of Grantsville, Md., graduated from Western Maryland in 1986 and earned a master's degree from DePauw in 1989. He was a two-year letterman and team MVP at Western Maryland. He was third in the nation in 1985-86 in free throw accuracy for Division III players with a 91 percent clip.

Bender and his wife, Beth, have two sons, Dalton and Dillon.



SUPPORT STAFF



ANDY ASSALEY

- DIRECTOR OF OPERATIONS**
- 3RD SEASON AT CLEMSON**
- 24TH OVERALL SEASON**
- CINCINNATI '96**

THE ASSALEY FILE

Born: Lewis Andrew Assaley II on January 6, 1974 in Cincinnati, Ohio.

Education: Earned bachelor's degree in economics from Cincinnati in 1996. Earned master's degree in labor and employee relations from Cincinnati in 1998.

Experience: Volunteer assistant video coordinator at Cincinnati, 2001-03. Sports program associate at Cincinnati, 2003-05. Assistant to the Head Coach at Cincinnati, 2005-06. Video Coordinator at Kansas State, 2006-07. Director of Operations at Kansas State, 2007-12. Director of Operations at South Carolina, 2012-22. Director of Operations at Clemson, 2022-present.

Andy Assaley enters his third season at Clemson as the director of basketball operations. He previously served 10 seasons at South Carolina as the director of basketball operations for Head Coach Frank Martin. Assaley served in the same capacity at Kansas State under Coach Martin from 2007-2012.

Clemson has enjoyed success on and off the court since Assaley's arrival in Tigertown. Clemson has won 47 games over the past two seasons – the second-most in consecutive seasons in program history. The Tigers also made a run to the NCAA Elite Eight in 2023-24, the program's second Elite Eight appearance in program history (1980).

In 2022-23, the Tigers won a program-best 14 games in the ACC – the most in any conference in program history. The Tigers have posted back-to-back seasons of 20+ wins and have finished 25-15 in the ACC over that span, a program-best .625 winning percentage for consecutive seasons in the league.

The Gamecocks had success during Assaley's time on staff. After the 2014-15 team posted its first winning record since the 2009-10 campaign, the 2015-16 Gamecocks put together one of the top seasons in their history, matching a school record for wins with a 25-9 overall record on the year, while the Gamecocks reached double-digit SEC wins for just the fourth time since joining the league, posting an 11-7 mark in conference contests, marking the Gamecocks' best finish in the league since the SEC combined its East and West Divisions in 2012.

The 2016-17 season would be the best in school history, as the Gamecocks set a school record with 26 wins, advanced to the NCAA Tournament for the first time since 2004, posted the first program win in the NCAA Tournament since 1973, and advanced to the school's first-ever Final Four, falling by just four points, 77-73, to Gonzaga in the national semifinals in Phoenix. South Carolina captured back-to-back 20-win seasons for the first time since a string of three-straight 20-win campaigns from 2003-2006, and the Gamecocks posted double-digit league victories for just the fifth time since joining the SEC in 1992. The Gamecocks also posted double-digit wins in SEC play again in 2019 and 2020.

Assaley was instrumental for the Gamecock staff in working with the academic advisor group at the Dodie Anderson Academic Enrichment Center. South Carolina has excelled in the classroom during Martin's tenure as head coach, collecting numerous SEC and campus academic honors, while also several times earning the NABC's Team Academic Excellence Award, honoring those program's with a cumulative team GPA of 3.0 or higher for the season.

Prior to his time at South Carolina, Assaley played a key support role in helping to build the Kansas State program during his six seasons on staff with the Wildcats. The program posted at least 20 wins each season and advanced to the postseason every year, including four trips to the NCAA Tournament.

The Wildcats advanced to the Postseason NIT in 2007, Assaley's first season on staff where he served as video coordinator, posting an overall record of 23-12, the first of six-consecutive 20-win campaigns by K-State. Assaley was named the director of operations shortly following the conclusion of the season.

Assaley played a role in the Wildcats posting their first NCAA Tournament victory since 1988 after posting a 21-12 overall record, including a third-place finish in the Big 12 with a 10-6 mark during the 2007-08 season. The finish in league play was the highest for the Wildcats since the inception of the league.

The 2008-09 squad posted 22 wins and earned an at-large bid to the Postseason NIT, which set the stage for a record-setting season in 2009-10, when the team posted a school-record 29 wins, en route to the program's first NCAA Tournament Elite Eight appearance in over two decades. The Wildcats defeated six ranked opponents that season, and concluded the year ranked in the Top 10 in both the ESPN/USA Today Coaches Top 25 Poll (No. 7) and the Associated Press Top 25 Poll (No. 7).

Kansas State followed with two more 20-win seasons, compiling a 23-11 mark in 2010-11 and a 22-11 record during the 2011-12 season. The squad advanced to the NCAA Tournament

third round both years, and finished third and fifth, respectively in the Big 12 during those seasons.

Assaley joined the K-State staff as video coordinator on April 26, 2006, for then-head coach Bob Huggins. Assaley spent the previous five years at Cincinnati in a number of capacities for both Huggins and Andy Kennedy, first serving as a volunteer, before being promoted to video coordinator and assistant to the head coach. During his tenure, the Bearcats posted 119 victories and

advanced to the NCAA Tournament four times.





Assaley received both his bachelor's and master's degrees from Cincinnati, earning his undergraduate degree in economics in 1996 and his master's in labor and employee relations in 1998. Assaley and his wife, Sarah, are the parents of three daughters, Cali, a recent graduate of the University of Louisiana Monroe where she played volleyball, Isabella and Payton, and a son, Will.



SUPPORT STAFF



PRESTON GREENE

-  **STRENGTH AND CONDITIONING COACH**
-  **4TH SEASON AT CLEMSON**
-  **25TH OVERALL SEASON**
-  **CLEMSON '99**

THE GREENE FILE

Born: Preston Greene on November 14 in Fort Benning, Ga.

Education: Earned bachelor's degree in health science from Clemson in 1999 with a minor in sport management. Earned master's degree in applied kinesiology and sports management from Minnesota in 2000.

Experience: Student and Graduate Assistant at Clemson, 1995-99. Head Strength Coach for Women's Basketball at Arizona, 2000-02. Director of Strength and Conditioning at Charlotte, 2003-08. Head Men's Basketball Performance Coach at Stanford, 2008-09. Director of Strength and Conditioning for Men's Basketball at Clemson, 2009-11. Director of Strength and Conditioning for Men's Basketball at Florida, 2011-22. Director of Strength and Conditioning for Men's Basketball at Miami (Fla.), 2022-23. Director of Basketball Strength and Conditioning at Clemson, 2023-present.

Clemson University men's basketball Head Coach Brad Brownell announced the hiring of Preston Greene as the director of basketball strength and conditioning prior to the 2023-24 season. Greene is one of the most respected thinkers and practitioners in his field and has been instrumental in raising the bar at every stop.

In Greene's first season back in Tigertown, the Tigers won 24 games and advanced to the program's second Elite Eight in 44 years (first since 1980 and second overall). It was Clemson's second consecutive 20-win campaign, giving them 47 wins over the last two seasons.

Greene, who possesses 30+ years of experience, returned to Clemson after working with Florida and Miami (Fla.) men's basketball over the last 14 seasons.

"It's great to have Preston back in Tigertown. He's one of the most respected strength coaches in our business," said Brownell. "This is an extremely important position because of the impact strength coaches have on the development of our players. He's had lots of success training high-level athletes and he'll be instrumental in helping our players reach their potential."

"Clemson is such a special place," said Greene. "It's where I got my start and went to school, so it's very special to me and a place that I value. I'm excited to be able to return and work for Coach Brownell again. I can't wait to get going with the guys this summer and help our players achieve big things in their careers."

While at Miami (Fla.), Greene spent one season aiding the Hurricanes basketball program and helped lead them to a Final Four appearance in 2022-23.

Over Greene's 11 seasons in Gainesville, the Gators went 249-127 and averaged 22 wins per season. Florida made the NCAA Tournament seven times, and advanced to four Elite Eights in a six-year span. That stretch included a Final Four appearance in 2014 during a 36-3 (18-0 SEC) campaign.

Greene was instrumental with multiple future NBA players while at Florida, including Bradley Beal, a three-time All-Star, and Dorian Finney-Smith.

Greene, a 1999 Clemson graduate, served on Brad Brownell's staff for one season and spent two years overall (2009-11) at Clemson. The Tigers turned in a pair of 20-win seasons and earned two NCAA Tournament bids.

In 2008-09, Greene was the head men's basketball performance coach at Stanford for Head Coach Johnny Dawkins.

Prior to his lone season in Palo Alto, Greene served as the Director of Strength & Conditioning for Charlotte from 2003-08. He worked primarily with the men's basketball team under coach Bobby Lutz and also worked closely with the men's golf team. Greene was an Assistant Strength, Speed & Conditioning Coach at the University of Arizona for two years prior to his time with the 49ers program. At Arizona, he assisted with the implementation of strength, speed and conditioning for the football team, while serving as the Head Strength Coach for the women's basketball and women's soccer programs. He also directed the department's nutrition and supplementation program.

The Peachtree City, Ga. native worked as a student and graduate assistant under Joey Batson from 1995-99. He was in charge of strength & conditioning for golf, women's soccer, men's tennis, and volleyball. He also assisted with football during his time at Clemson.

Greene earned a bachelor's degree in health science from Clemson in 1999, with a minor in sport management. He received a master's degree in 2000 from the University of Minnesota in applied kinesiology and sports management. Greene holds numerous certifications and memberships, including the National Strength & Conditioning Association (NSCA). He also recently earned certification as a performance enhancement specialist by the National Association of Sports Medicine (NASM).

He is the co-founder of the Eleiko Strength Summit, first held on May 8, 2010, at the Poliquin Strength Institute in Greenwich, R.I. The Eleiko Strength Summit is an invite-only event that attracts the elite level strength & conditioning coaches in the United States.

Greene has contributed to multiple publications, including Digger Phelps' third edition of "Basketball for Dummies" and Stanford's "The Effects of Sleep Extension on the Athletic Performance of Collegiate Basketball Players" study. In addition, his first-year work with the Gators was featured on the cover of Bigger, Faster, Stronger magazine, while his 2019 efforts were profiled on ESPN's "Gymrats" show.



SUPPORT STAFF



JEFF REYNOLDS

- SPECIAL ASSISTANT TO THE HEAD COACH
- 4TH SEASON AT CLEMSON
- 38TH OVERALL SEASON
- UNC GREENSBORO '78

Entering his third season at Clemson, Jeff Reynolds brings an impressive coaching background that spans nearly 40 years and includes three head coaching stints, most recently at Air Force. Jeff Reynolds joined the Clemson Basketball staff as special assistant to Head Coach Brad Brownell prior to the 2021-22 season.

During his storied career, Reynolds spent nine seasons as a collegiate head coach at Air Force, Wingate and NC Wesleyan, compiling 145 wins with three conference championships and a trio of postseason tournament appearances.

Reynolds spent four seasons working at Virginia Tech where he served as the Director of Scouting/Game Management during the 2017-18 campaign following three years as Director of Men's Basketball Operations. During his last three seasons, the Hokies averaged 21 wins per season while posting back-to-back NCAA Tournament appearances.

Before Virginia Tech, Reynolds spent two seasons on the men's basketball staff at Marquette as the Director of Operations, helping guide the Eagles to the Elite Eight during the 2013 NCAA Tournament.

Reynolds served for five seasons (2007-12) as the head coach at Air Force, where he guided the Falcons to a postseason appearance in the 2011 CollegiateInsider.com Tournament. Prior to taking over the head coaching duties at Air Force, Reynolds served as an assistant coach at the Academy under former Denver Nuggets

head coach Jeff Bzdelik for two seasons during which the Falcons were one of just 17 teams in NCAA Division I to win at least 50 games total.

Reynolds arrived at the Academy after serving as an assistant coach at Tulane for five seasons (2000-05). During his time at Tulane, Reynolds coached Linton Johnson, who played in the NBA for six seasons.

Prior to his stint at Tulane, Reynolds held the position of head coach at Division II Wingate University in Wingate, N.C., where he logged an impressive 61-27 record in three seasons. While at Wingate, he coached Lorenzo "Junior" Harrington who went on to play three seasons in the NBA for Denver, New Orleans and Memphis.

In those three seasons, Reynolds built the program into a Division II powerhouse. In 1999-2000, his team led the nation in scoring defense and posted an impressive 26-4 record, closing the year with a final national ranking of No. 7 and a spot in the NCAA Tournament.

In 1998-99, Reynolds guided Wingate to its first NCAA Tournament bid, as well as its first national ranking, and the Bulldogs closed that season with a 23-6 mark as Reynolds earned South Atlantic Conference Coach of the Year honors.

As the top assistant coach at his alma mater, UNC-Greensboro, from 1995-97, Reynolds helped the program to the 1996 Big

South Championship and a bid to the 1996 NCAA Tournament.

From 1990-94, Reynolds served as the top assistant at UNC-Wilmington, helping the Seahawks to Colonial Athletic Association Most Improved Team honors in 1992.

As an assistant at Winthrop (1986-90), he was directly involved in the team's transition from Division II to Division I, and, in 1988, the school captured the Big South Conference Championship.

He logged one year as the head coach of North Carolina Wesleyan College leading the program to a 21-7 mark and the 1986 Dixie Conference Championship.

Reynolds began his college coaching career at James Madison University in 1981, serving as a part-time assistant for a team which won 24 games and advanced to the NCAA Tournament in 1982. He went on to Division II power Randolph-Macon College, which reeled off three straight NCAA Tournament appearances and earned a No. 4 national ranking in the final poll of 1984.

He spent time in the high school ranks, coaching three years at Carroll County High School in Hillsville, Va., the first two years as assistant coach before being promoted to the head coaching position in his final season.

Reynolds is married to the former Janet Montgomery.



TERRELL MCINTYRE

- DIRECTOR OF PLAYER DEVELOPMENT
- 8TH SEASON AT CLEMSON
- 8TH OVERALL SEASON
- CLEMSON '15

Former Clemson Hall of Fame basketball player Terrell McIntyre joined Brad Brownell's staff as Director of Player Development in 2017.

Since his return to Tigertown, the Tigers have advanced to three NCAA Tournaments, including two Sweet 16's and an Elite Eight. Having played in one Sweet 16, McIntyre has been a part of three-of-the-five Clemson teams to advance to the second weekend of the NCAA Tournament.

McIntyre played for the Tigers from 1995-99 and was a three-time All-ACC guard. He played on three NCAA Tournament teams, including the 1997 team that advanced to the Sweet 16 and finished with a program best No. 8 national ranking in the USA Today poll.

His senior year when he led the ACC in scoring, Clemson won 20 games and reached the finals of the NIT.

McIntyre ranks second in Clemson history in career scoring (1,839), second in three-point goals (259), third in assists (577) and fourth in steals (194). He was a four-time team MVP or Co-MVP. He was inducted into the Clemson Athletic Hall of Fame in 2007, and was named to the program's 100-Year Anniversary team in 2012.

While at Clemson, McIntyre played on three NCAA Tournament teams and has been on staff at Clemson for three, including the Sweet 16 team in 2018, the NCAA Tournament team in 2021 and the Elite Eight team in 2024.

McIntyre went on to a 12-year professional career in Europe. Over his career he played on four Italian League Championship teams that won the Italian Cup Championship in 2009 and 2010.

He was the MVP of the Italian League in 2007 and 2009.

The native of Raeford, N.C. also made the All-Euroleague first-team in 2007 and 2009. Three times he was the MVP of the Italian League Finals (2008-09-10). His number-five was retired by Montepaschi Siena of the Italian League, just the third number retired by that franchise.

He returned to Clemson after the conclusion of his playing career and finished his undergraduate requirements in May 2015.

Terrell and his wife Christy have two children, daughter Siena and son Emory.



SUPPORT STAFF



LUCAS MCKAY

- DIRECTOR OF RECRUITING**
- 11TH SEASON AT CLEMSON**
- 16TH OVERALL SEASON**
- UNC WILMINGTON '06**

THE MCKAY FILE

Born: Lucas James McKay on Sept. 17, 1984 in Raleigh, N.C.

Education: Graduated from Sanderson High School in Raleigh, N.C., in 2003. Earned bachelor's degree in political science from UNC Wilmington in 2006. Earned master's degree in student affairs in higher education from Wright State in 2009.

Experience: Student manager at UNC Wilmington, 2003-06. Administrative assistant at Wright State, 2007-10. Video coordinator at Clemson, 2010-14. Director of basketball operations at Clemson, 2014-18. Director of Recruiting at Clemson, 2018-19. Assistant Coach at UMKC, 2019-21. Director of Recruiting at Clemson, 2021-present.

Lucas McKay returns for his 13th season with the men's basketball program in 2024-25, his fourth overall as director of recruiting. McKay spent two seasons as an assistant coach at UMKC from 2019-21. Prior to that, McKay spent the 2018-19 season as director of recruiting and four seasons as director of operations. McKay assumed that promotion in 2014 after serving as Clemson's video coordinator for four seasons.

Since returning to Brownell's staff, the Tigers have won 64 games in three seasons, including 47 over the previous two campaigns – the second-most in program history. Clemson advanced to its second Elite Eight in 44 years and second in program history last season, winning 24 games in the process.

Clemson's 2024 recruiting class was ranked No. 20 in the country by 247Sports, which included Dallas Thomas, Del Jones and Ace Buckner.

In four seasons as director of operations, McKay helped the Tigers to a 45 ACC regular season wins, including a school record 11 in 2017-18.

That season, the Tigers turned in a banner year with 25 wins and a trip to the NCAA Sweet Sixteen. The Tigers finished tied for third in the ACC after being picked to finished 13th by the media in the preseason poll. The 25 wins were tied for the most in program history.

Clemson's 2013-14 team reached a 10-win improvement over the previous season, finishing 23-13 overall and 10-8 in ACC play. The Tigers led the nation in three-point percentage defense (.285) and were ranked among the NCAA top 10 in scoring defense (58.4 ppg) and blocks per game (6.1).

In 2011-12, the Tigers were 16-15 overall, but rallied to an 8-8 conference record. It was Clemson's fifth straight season at .500 or better in ACC play, a program record. The Tigers knocked off three eventual NCAA Tournament foes, including Sweet 16 participant NC State, during the 2011-12 season.

McKay was an important part of the Tiger staff in 2010-11, when Clemson compiled a 22-12 overall record and advanced

to the NCAA Tournament for a record fourth straight season. The Tigers were 9-7 in the ACC and earned a first-round bye in the ACC Tournament by virtue of being the No. 4 seed in the conference. Clemson also won its first NCAA Tournament game in 14 years in 2011 when the Tigers knocked off UAB, 70-52, in Dayton, Ohio, as part of the "First Four" round.

McKay first worked under Brownell as a student manager at UNC Wilmington from 2003-06. He was a manager on Brownell's last team at UNC Wilmington, the 2005-06 squad that went 25-8 and won the Colonial Athletic Association championship en route to an NCAA Tournament appearance. The Seahawks compiled a 59-33 record while McKay was a manager with the team.

McKay earned his undergraduate degree in political science from UNC Wilmington in December 2006. He has worked several regional and national camps, including ones at Clemson, as a coach and administrator. After graduation, he spent one year as an assistant coach at Harrells Christian Academy before rejoining Brownell at Wright State in 2007.

He worked as an administrative assistant under Brownell at

Wright State. In three seasons with the Raider program, Brownell's teams put together an overall record of 61-35. McKay oversaw the day-to-day organization of the basketball office. His duties included supervision of the managerial staff, organizing recruiting mailouts, arranging travel and video editing. He earned his master's degree in student affairs in higher education from Wright State in June 2009.

McKay is married to the former Lindsay Martin of Newton, N.C. They have a son, Ethan, and daughter, Emerson.



SUPPORT STAFF



AJ MORRIS

VIDEO COORDINATOR
CARY, N.C.
3RD YEAR IN THE PROGRAM

TIGERS

AJ Morris enters his first season as the video coordinator on Head Coach Brad Brownell's staff in 2024-25. He previously served two seasons as a graduate manager for the Tigers during the 2022-23 and 2023-24 seasons.

Prior to joining Clemson as a graduate manager, Morris was a basketball student-athlete most recently at Alcorn State. Morris played two seasons for the Braves from 2019-21 and saw action in 42 games. Before arriving at Alcorn State, Morris was a student-athlete at Chattanooga State CC for two seasons.



BRAD CROWE

SPORTS MEDICINE
PLYMOUTH, MICH.
8TH YEAR IN THE PROGRAM

TIGERS

Brad Crowe enters his ninth season as the athletic trainer for men's basketball at Clemson in 2024-25. He joined Brad Brownell's staff over the summer of 2016.

Crowe joined the Tigers after four years at Mercer University in Macon, Ga., where he worked with men's and women's cross country and track & field in addition to his men's basketball responsibilities.

During his time at Mercer, the Bears made four post-season appearances, including a trip to the 2014 NCAA Tournament. That season, Mercer knocked off Duke by a score of 78-71 in the second round of the tournament.

Crowe spent two years as a graduate assistant athletic trainer at Louisiana Tech University from 2010-12, where his primary job involved working with men's basketball. He earned a master's degree in May 2012 in kinesiology and sports performance. Crowe earned his bachelor's degree in movement science from Grand Valley State University in Michigan in May 2010.

Crowe is a certified member of the National Athletic Trainers' Association (NATA) and is a CPR/AED professional rescuer.

Brad resides with his wife, Ami, and their daughter Zoey in nearby Easley, S.C.



MICHELLE SWEENEY

PERFORMANCE NUTRITION
SANTA ROSA, CALIF.
4TH YEAR IN THE PROGRAM

TIGERS

Michelle Sweeney enters her fourth season as the director of basketball performance nutrition in 2024-25.

Sweeney arrived in Tigertown after one year at Wake Forest and two years as an intern at Ohio State.

She earned a master of science degree from Ohio State in 2020 and received her undergrad degree from the University of California, Davis in 2018.

Originally from Santa Rosa, Calif., Sweeney has helped change the performance of men's basketball, working in lockstep with director of strength and conditioning Preston Greene and director of sports medicine Brad Crowe.



JOEL DANCE

GRADUATE MANAGER
BELTON, S.C.
5TH YEAR IN THE PROGRAM

TIGERS

Joel Dance enters his second season as a graduate manager for Head Coach Brad Brownell's Tigers.

Dance originally got started in the program during the 2020-21 season as a student manager. He worked his way up to become head manager for his final two seasons as an undergrad.

Dance is originally from Belton, S.C. where he was raised and attended Anderson Christian School, playing basketball, baseball, soccer and track and field.



KAMERON LANGLEY


GRADUATE MANAGER
HIGH POINT, N.C.
1ST YEAR IN THE PROGRAM

TIGERS

Kameron Langley enters his first year in the Clemson Basketball program as a graduate manager.

Langley played four seasons collegiately at North Carolina A&T from 2017-22. He played in 148 games as an Aggie. He is regarded as one of the best players in program history - holding the school's all-time career assists record. He is tied for 15th all-time in NCAA history to eclipse 902 career assists. Along with A&T, he also leads the MEAC all-time in assists.

He finished his career with 1,173 points, 902 assists, 279 steals and 583 rebounds.



TYLER PEPICELLI

HEAD STUDENT MANAGER
SCHENECTADY, N.Y.
4TH YEAR IN THE PROGRAM

TIGERS

Tyler Pepicelli is entering his fourth and final year as a student manager for the Clemson Basketball program.

Pepicelli started as a freshman in the program and has now served as head manager for two seasons, including 2024-25.

Originally from Schenectady, N.Y., Pepicelli was a four-sport athlete at Schalmont High School where he played basketball, soccer, golf and tennis.



BEN WINTERROWD

COMMUNICATIONS/SID
NAPERVILLE, ILL.
8TH YEAR AT CLEMSON

TIGERS

Ben Winterrowd has served as Clemson's assistant and associate director of communications since August 2017.

In his role, Winterrowd serves as the primary communications contact for Clemson men's basketball and men's golf, while also overseeing IPTAY's ORANGE: The Experience Magazine as one of two editors. He oversaw the communications efforts of the Tiger's NCAA Sweet 16 run during the 2018 NCAA Tournament. It marked just the fourth Sweet 16 appearance in program history and the first since 1997. He also coordinated media efforts for the Tigers advancement to the 2021 NCAA Tournament.

While at Clemson, he has overseen and directed the media relations and publicity efforts for four 20-win teams and five teams that have advanced to postseason

play, including appearances in the 2024 NCAA Tournament, 2023 NIT, 2021 NCAA Tournament, 2019 NIT and 2018 NCAA Tournament. The Tigers advanced to just their second-ever Elite Eight in 2024 and Winterrowd oversaw all communications during the tournament run.

During the summer of 2019, the program was selected to represent the United States in the 2019 World University Games in Naples, Italy. Winterrowd oversaw communications efforts for a gold medal winning United States squad in 2019. During the 2021-22 athletics season, he oversaw Clemson golfer Jacob Bridgeman's Golfer of the Year and ACC Individual Championship season.

Winterrowd came to Clemson after four years at Appalachian State. He arrived at the Boone, N.C. university in 2013 as a postgraduate intern, serving in that role for two years before being promoted in 2015 to assistant director. In his time at App State, Winterrowd also held the roles of interim director of strategic communications and associate director of strategic communications.

During his stint at Appalachian, Winterrowd helped to promote and served as a primary contact for many sports, including Mountaineer football, men's basketball, volleyball, men's and women's soccer, wrestling, men's and women's track and field, cross country and softball.

Prior to his arrival at App State, Winterrowd was a member of the athletic communications staff at Western Illinois. A two-time graduate of WIU, Winterrowd filled various roles in the WIU athletics department as an undergraduate and graduate student.

Winterrowd was born in Atlanta, Ga. and raised in Naperville, Ill., a southwest suburb of Chicago.



WELLS HOAG

ASST. PERFORMANCE COACH
GREENVILLE, S.C.
1ST YEAR IN THE PROGRAM

TIGERS

Wells Hoag enters his first season on staff as an assistant director of basketball sport performance. In his role, Hoag assists Preston Greene with the men's team, while simultaneously assisting the women's program.

Hoag played two seasons as a walk-on for coach Brownell and Clemson from 2019-21.

He served as an assistant strength and conditioning coach with Miami (Fla.) during the 2023-24 season.

Hoag graduated from Clemson in 2022 with a degree in recreational therapy. He earned his master's degree in exercise science from Liberty University.



SUPPORT STAFF



AARON DUNHAM

**IPTAY MAJOR GIFTS OFFICER
GREENVILLE, S.C.
15TH YEAR AT CLEMSON**

TIGERS

Aaron Dunham joined the IPTAY team in 2010 and currently serves as the Director of Major Gifts. He has been an integral part of a team that has raised over \$20M for Clemson athletics, and has personally secured over \$75M in commitments. His primary responsibilities involve securing major gifts for IPTAY and overseeing the major gifts team. His main focus area is managing basketball fundraising in conjunction with Head Coach Brad Brownell. Prior to joining the IPTAY staff, Aaron worked with Athletic Fundraising at the College of Charleston from 2007 to 2010 and with the Athletic Department at UNC Chapel Hill from 2002 to 2007.

Aaron graduated from Davidson College in 2000 and earned a B.A. in Political Science. He also earned a M.A. in Sports Administration from UNC Chapel Hill in 2007, and graduated from the Sport Management Institute in 2015. Aaron currently resides in Greenville, S.C. with his wife, Natalie Dunham. Natalie is originally from Winston-Salem, N.C. and now works as an in-house counsel at Milliken & Company. Aaron and Natalie have been married for thirteen years and have a daughter, Catherine (6), and a son, Spencer (1).



KEVIN WHITE

**DEPUTY AD/SPORT ADMIN
CHATTANOOGA, TENN.
3RD YEAR AT CLEMSON**

TIGERS

Kevin White has served as Deputy Director of Athletics at Clemson since April 19, 2022. Now in his third year, White has helped lead several of Clemson's strategic campaigns, facilitated significant student-athlete wellness growth, facility enhancement, athletic success, operational efficiency and serves as a connection point for the Board of Trustees.

White assists in running the day-to-day operations of the department as the second in command, playing a key role in the Athletic Department's relationship with University leadership on several key issues, and served as a primary coordinator of postseason logistics liaison with the Board of Trustees.

White has also maintained a consistent presence in Clemson's in-house multimedia rights organization and its NIL programming and developed relationships as the sport administrator for the three-time national champion football program and 2024 Elite Eight men's basketball program.

During his time at Clemson, he has provided leadership and oversight to nearly every area, including the business office, facilities, grounds, fan experience and capital projects. He also helps manage external operations, which includes revenue generation and brand development, which includes communications, creative, broadcast productions and NIL. White is at the forefront of many operational programs, such as the creation of the Student-Athlete Leadership Team (SALT), engagement of professional development opportunities for aspiring athletic executives and streamlined the administrative end-of-season measurement.

Additionally, White serves in a key leadership role with IPTAY (Clemson Athletics' fundraising arm), working with IPTAY operations and development strategies that include records in annual fund giving and major gifts during the past two years.



LYTTON INFINGER
Administrative Assistant



GABBY VANASSE
Recruiting Graphic Design



ZACH BENJAMIN
Ticket Operations



SETH COOK
Marketing/Fan Experience



BEN HOUSTON
Director of Event Operations



JEFF KALLIN
Sr. Assoc. AD/Communications



BRIDGET PERINE
Asst. AD/Talent & Brand Management



ERIC SABIN
Executive Sr. Assoc. AD/Finance & Operations



LUKE CIPRICH
Student Manager



ROBERT LIOLLO
Student Manager



JON ALLEN
Sr. Assoc. AD/Facilities/Ops/Events



RICK BAGBY
Asst. AD/Video & Technology



JEFF HALEY
Sr. Assoc. Dir. Facilities/
Littlejohn Coliseum



ASHLEY HARTERT
Compliance



TIM MATCH
Sr. Assoc. AD/Chief Revenue
Officer



TORI NIEMANN
Asst. AD/Student-Athlete
Development



KYLE SHIELDS
Premium Seating



MICHAEL URBAN
Asst. Dir. of Mental Performance



SEBASTIAN MILLER
Student Manager



UNIVERSITY PRESIDENT



JIM CLEMENTS

- 🐾 CLEMSON UNIVERSITY PRESIDENT
- 🐾 11TH FULL SEASON AT CLEMSON
- 🐾 UMBC '85, '91, '93, JOHNS HOPKINS '88

James P. Clements became Clemson University's 15th president on Dec. 31, 2013 after serving as president of West Virginia University. Since his arrival, the value of the Tiger Paw has never been higher, driven by the university's elevated academic reputation and the exposure from Clemson University's athletic success on the national stage.

Under his leadership, Clemson has raised the bar in academics, admissions, enrollment, retention rates, graduation rates, research and diversity. Clements has also led the way in helping to raise more than \$2.5 billion in private funds during his career, including over \$1.8 billion since he arrived at Clemson. The value of the Clemson Foundation Endowment has doubled since Clements arrived at Clemson and surpassed \$1 billion for the first time in 2021. There has been \$2.6 billion invested in new or renovated facilities.

Clements is a nationally recognized leader in higher education who has served as president of a university in three different athletic conferences, Big East Conference, Big 12 Conference and Atlantic Coast Conference, where he served as the 2016-17 Chair of the ACC Council of Presidents. He currently serves on the board of directors for the ACC and as one of 11 members on the College Football Playoff Board of Managers.

Clements serves on the board of directors of the American Council on Education, the executive committee for the Council of Competitiveness, the Council of Presidents for the Association of Governing Boards and the Special Olympics International Board. Clements previously served as the Chair of the Board for the Association of Public & Land-Grant Universities.

Prior to his service at WVU, he served as provost and vice president for academic affairs, vice president for Economic Development & Community Outreach and as the Robert W. Deutsch Distinguished Professor of Information Technology at Towson University, the second largest university in the University System of Maryland, where he was a four-time winner of the Faculty Member-of-the-Year Award, given by Towson students.

Clements holds a bachelor of science degree in computer sci-

UNDER CLEMENTS' LEADERSHIP

- President Clements has led commencement ceremonies for nearly 70,000 graduates at Clemson. These graduates represent more than 37 percent of Clemson's 188,000 living alumni.
- Freshman applications have more than tripled since his arrival to more than 61,000 in 2024.
- Total research expenditures reached an all-time high of \$287 million last year. Clemson achieved and was reaffirmed Carnegie R1 for highest research activity.
- Clements has helped raise more than \$2.5 billion in private funds, including over \$1.8 billion since he arrived at Clemson, resulting in record-breaking fundraising every year.
- The value of the Clemson Foundation Endowment has doubled since Clements arrived at Clemson and surpassed \$1 billion for the first time in 2021.
- \$2.6 billion has been invested in new or renovated facilities.
- Clemson is on more than 100 top-20 lists, including "Happiest Students," "Great Career Services," "Most Trusted Universities" and "Best Alumni Network."

ence as well as a master's degree and Ph.D. in operations analysis from the University of Maryland, Baltimore County. He also holds a master's degree in computer science from Johns Hopkins University's Whiting School of Engineering and was awarded an honorary degree as Doctor of Public Education from his alma mater, UMBC. His Successful Project Management book is now in its seventh edition and is published in multiple languages and used in numerous countries.

Clements was born in Arlington, Va., but spent the majority of his life in Maryland before relocating to West Virginia and then Clemson. He and his wife, Beth, have been married for 32 years and have four children and five grandchildren.



THE CLEMENTS FAMILY (FROM LEFT TO RIGHT) - HANNAH, MAX, EVA, SKITTLES, BETH, GRACE, JIM, ELIZA, TEE, TYLER, MARGOT, CANNON, RONAN AND MAGGIE. NOT PICTURED - TANNER.

DIRECTOR OF ATHLETICS



GRAHAM NEFF

-  **DIRECTOR OF ATHLETICS**
-  **3rd FULL SEASON AS DIRECTOR OF ATHLETICS AT CLEMSON**
-  **11TH FULL SEASON AT CLEMSON**
-  **GEORGIA TECH '06**

Graham Neff was named Clemson's 14th Director of Athletics on December 23, 2021 in the midst of his ninth year at Clemson and is now in his third year in the role. During his tenure, Neff has established himself as a forward-thinking leader with a focus on student-athlete well-being and academic and athletic success. Additionally, he's helped to navigate a complicated national landscape, working closely with key stakeholders to stay at the forefront of the issues with an emphasis on the impacts to Clemson.

He's overseen significant facility development, including investments at football and a women's sport expansion project to house Clemson's new lacrosse and gymnastics teams. He led the bringing of Clemson's multimedia rights in-house, developed a comprehensive NIL program and launched a streaming service, Clemson+. IPTAY has seen record-breaking growth in the past year, which included the largest gift in IPTAY history.

On the field, it's led to significant results. In the 2022-23 season, Clemson's teams won four ACC Championships in a single season for the first time since 1998-99. In the 2023-24 year, four programs advanced to national quarterfinals in a single season, an accomplishment that hasn't occurred since 1979-80. And, in 2023 the Men's Soccer program claimed its second National Championship in three years.

He has been in senior leadership positions within Clemson Athletics since 2013, including as chief financial officer and director of capital projects prior to his most recent role as deputy director of athletics. Neff has helped oversee the build and financing of more than \$200 million in facility improvements, aided in the continued development of IPTAY, and served as a sport administrator for football and men's basketball.

Neff works consistently with key university stakeholders, in-

cluding the university Executive Leadership Team, The Board of Trustees, IPTAY Board of Directors, Athletics Council, as well as several university committees and appointments.

During his time as a sport supervisor, the men's basketball program won two national championships, the men's basketball program made a pair of NCAA Tournament appearances, including a Sweet 16 run in 2018. Academically, Clemson's graduation success rate has been above 91 percent for ten consecutive years, tops the nation among public Power Five institutions with a 97 percent mark for the most recent data release, and student-athlete total GPA has been above 3.0 for 12 straight semesters.

Neff has helped develop several key areas of the department, including the financial philosophy, fundraising, student-athlete welfare, and external operations management, and in 2019 was named one of Sports Business Daily's Power Players and in 2021 was named to SBJ's 40 Under 40 list.

Prior to his role as Deputy AD, he joined Clemson in 2013 as Associate AD of Finance and Facilities. Before Clemson, Neff served two-plus years in several senior administrative roles at Middle Tennessee State Athletics, with emphasis in finance, facilities and external operations.

A civil engineering graduate of Georgia Tech, he served as a student manager for Coach Paul Hewitt and the men's basketball program, advancing to a Final Four in 2004. Neff worked in the Financial Advisory Services group at Deloitte and Touche from 2006 to 2008, prior to returning to a finance and ticketing role at the Georgia Tech Athletic Association. He earned an MBA from Georgia Tech in 2010.

Neff and his wife Kristin have three sons, Grady and twins Emmett and Nolan.



CLEMSON TIGERS RADIO NETWORK

The Clemson radio network, which is produced by Clemson Athletic Properties, can be heard throughout South Carolina, as well as portions of North Carolina and Georgia on a strong lineup of radio affiliates. The complete list of affiliates can be found on ClemsonTigers.com. Many broadcasts are also carried by SiriusXM radio.

Each broadcast is streamed on ClemsonTigers.com. The broadcast begins coverage of each men's basketball game 30 minutes before tipoff with the Tiger pregame show, which includes pregame thoughts from head coach Brad Brownell and analysis from the crew.

Following the game, our broadcast crew conducts a review of the game, complete statistics and highlight packages. The broadcast also includes a postgame interview with Brad Brownell, allowing Tiger fans to hear Clemson's head coach and his comments on each and every contest.

Don Munson will enter his eighth season as Clemson's play-by-play voice in 2024-25. Munson was named the voice of Tiger basketball in September 2017.

Munson is in his 16th year with the Clemson athletic department in a full-time capacity and his ninth year as director of broadcasting. Munson is a familiar name to Tiger fans because of his involvement with the Clemson radio network since 1994.

He took over the new position of creative media services director in July 2010 and had department-wide responsibilities, with an emphasis on football. In 2014, he was named director of broadcasting and became the play-by-play voice of Clemson football, just the third person to hold that position since 1968.

Munson also continues to serve as the host of the Clemson football and basketball coaches radio program, including football and men's basketball televised coaches shows. Munson provides play-by-play commentary for football and baseball as well as various Clemson Olympic sports.

Munson has covered Clemson athletics since 1994, when he first joined the network as the network's football pregame, halftime and Fifth Quarter Show host. In 2003, he rejoined the network as host of the Tiger Tailgate Show and Fifth Quarter Show. When Jim Phillips passed away in 2003, he assumed the duties as host of weekly radio show and play-by-play announcer for women's basketball and baseball.

Munson is a 1984 graduate of Appalachian State with a degree in communications. He was the play-by-play announcer at Appalachian State from 1984-91.

Married on May 26, 1984, Munson and his wife, Elizabeth, have one daughter, Michelle.

Retired assistant athletic director Tim Bourret will serve in the color analyst role again this season. The native of West Hartford, Conn., is in his 45th full season providing color commentary for Clemson basketball, the longest active tenure among color



DON MUNSON
Play-by-Play



TIM BOURRET
Color Analyst

commentators in the ACC in any sport. Bourret celebrated the 1,000-game mark in 2015-16 against his alma mater, Notre Dame.

The 1977 graduate of the South Bend, Ind., institution has done play-by-play with Clemson football, baseball and basketball. He co-authored a book, *Basketball for Dummies*, with ESPN's Digger Phelps and *Sports Illustrated's* John Walters in 1997. In 2004, he published *Tales From The Hardwood*, documenting Phelps' 20-year run as Notre Dame's head coach.

Clemson Athletics also produces "Clemson Basketball with Brad Brownell," a 30-minute television show with features on the coaching staff, student-athletes and highlights. The show typically airs for the first time each December, and concludes in March.

"Tiger Calls" will continue to be broadcast throughout the season. Don Munson and Brad Brownell host "Tiger Hour with Brad Brownell." A schedule of "Tiger Hour with Brad Brownell" is available online at ClemsonTigers.com. All broadcasts are held in Littlejohn Coliseum and streamed on Apple Podcasts, Spotify and ClemsonPlus.com



RADIO AFFILIATES

Location	Station	On the Dial
Camden, S.C.	WPUB	102.7 FM
Charleston, S.C.	WQSC	98.5 FM
Charlotte, N.C.	WZGV	730 AM
CLEMSON, S.C.	WCCP	105.5 FM
Columbia, S.C.	WZMJ	93.1 FM
Florence, S.C.	WSIM	97.1 FM
Greenville, S.C.	WYRD	97.7 FM
	WORD	1330 AM
Greenwood, S.C.	WCRS	98.5 FM
		1450 AM
Hampton, S.C.	WBHC	92.1 FM
Hilton Head, S.C.	WHHW	1130 AM
		96.1 FM
Lexington, S.C.	WZMJ	93.1 FM
Lincolnton, N.C.	WLON	1050 AM
Loris, S.C.	WLSC	1240 AM
Myrtle Beach, S.C.	WYEZ	94.5 FM
Newberry, S.C.	WKDK	1240 AM
Orangeburg, S.C.	WGFG	105.3 FM
Rock Hill, S.C.	WRHI	100.1 FM
		1340 AM
Spartanburg, S.C.	WORD	950 AM
	WYRD	97.1 FM
Sumter, S.C.	WWBD	94.7 FM
Union, S.C.	WBCU	103.5 FM
		1460 AM

Note: Flagship station in **BOLD**.



TIM BOURRET BROADCAST HIS 1,000TH GAME AGAINST HIS ALMA MATER, NOTRE DAME, IN 2015.



DON MUNSON ENTERS HIS EIGHTH SEASON AS THE PLAY-BY-PLAY VOICE OF TIGER BASKETBALL.



RAISING THE BAR

CLEMSON IS TIED FOR 15TH NATIONALLY WITH TWO SWEET 16 APPEARANCES SINCE 2018 AND MADE THE PROGRAM'S FIRST ELITE EIGHT SINCE 1980.

BY BEN WINTERROWD



ONLY ONCE HAD CLEMSON BEEN TO AN ELITE EIGHT, AND ONLY four times had the Tigers been to a Sweet 16. To add perspective, three times as many American astronauts have walked on the moon compared to Clemson's Sweet 16 appearances. Now Clemson has been to the second weekend twice in the last six seasons, including the program's second-ever Elite Eight appearance – with 44 years separating the two. History made.

Sunday, March 12, 2023, is a day that Tiger fans and the Clemson Basketball staff and players will remember forever. Clemson was snubbed from an NCAA Tournament appearance after a 23-win season, including a program record 14 ACC wins, not to mention two All-League players in Hunter Tyson and PJ Hall.

That moment fueled the fire for 2024.

Leave No Doubt

Clemson lost All-ACC First Team member and team captain Hunter Tyson to the 2023 NBA Draft after he was selected 37th overall by the Oklahoma City Thunder (pick traded to Denver Nuggets). They also lost Brevin Galloway and Ben Middlebrooks as they looked to reload for another run at the NCAA Tournament.

A great core was returning for Head Coach Brad Brownell's team, but there were a few pieces that still needed to be ironed out before the roster was finalized.

Enter guard Joseph Girard III.

A veteran of 125 games in the ACC with league foe Syracuse, Girard helped stabilize the backcourt with Chase Hunter and boost the team's distance shooting, which later proved to be historic. Adding Girard was a coup for the basketball staff, who also brought in Jack Clark (NC State) and Bas Leyte (UNCG).

Fully reloaded after 2023, there was a chip on the shoulder of everyone in 2024, and it showed early in the season.

The Tigers won their season opener against Winthrop before claiming their second regular season tournament

championship in the last four years with victories over UAB and Davidson at the Asheville Championship. They won home games against perennial NCAA Tournament member Boise State and Alcorn State and were 5-0 heading into the first annual ACC/SEC Challenge.

Built For This

Coach Brownell's message to the team in Tuscaloosa was that they were "built for this." The message was when the Tigers play at their best, they can compete with anyone, anytime and anywhere.

"I told the team, we're built for this. We have an older group, we're experienced, we were a good team last year. We need to weather the storm," Brownell recalled telling the team after Alabama made a run in the second half.

The Tigers in 2023-24 were certainly built to take another team's best punch and respond. It was key for them during a difficult stretch in November and December.

The game against Alabama started a demanding stretch of games for the Tigers that included a road game at the Crimson Tide, road game at Pittsburgh, home to South Carolina, neutral site game against TCU and a road game at Memphis.

Clemson came out of that stretch 4-1 and was playing some of its best basketball.

The Tigers finished the non-conference slate of games 10-1 and were 11-1 before the start of the New Year with their first ACC victory over Pittsburgh.

Taking Punches

Clemson opened the New Year ranked No. 16 in the Associated Press Poll. They dropped the next three games and finished January with a 3-5 record. They began February with another gut-punching one-point loss to Virginia.

The Tigers stood at 4-6 in the ACC, which included one-point losses to Virginia and at Duke, while dropping a home game in overtime to Georgia Tech that they led 68-59 with 1:43 to go in the second half.



“Guys, we need to understand something,” Brownell recalled telling his team after the Virginia game. “I think some of you guys think we’re the 10-1 team. Right now, we’re the 4-6 team. If we go 4-6 again, we won’t be playing in the NCAA Tournament. That would be a shame because of what you did the first two months of the year, but also because I think we’re good enough to go to the Final Four.”

Historic February

The Tigers stood at 4-6 in the ACC and faced something only one Clemson team had ever accomplished, succeeding in a road test at No. 3 North Carolina. The team’s focus and preparation were reminiscent of November and December as they prepared for battle in the Dean Dome.

Clemson raced out to a 15-2 lead against the Tar Heels in the opening three-and-a-half minutes of the game, setting the tone. North Carolina would make a run, but the Tigers held firm and led by nine at halftime.

Every punch the Tar Heels threw, Clemson dodged or answered. In a game the Tigers led for 38:22, it was tied twice. The Tar Heels’ Harrison Ingram brought the game back square with a 3-pointer to knot it at 70-all.

The Tigers responded with an emphatic 7-0 run to shut the door on its second victory all-time in Chapel Hill and its second in three tries dating back to 2020.

An emotional mid-week road victory can be hard to follow, especially when the next game is a noon Saturday game on the road. The turnaround was quick and emotions remained high as the Tigers looked to climb back to .500 in the league. After scoring 21 points to aid PJ Hall’s 25 and Ian Schieffelin’s double-double at Carolina, Joseph Girard III was returning to Syracuse.

As surreal as it was to witness, Girard returned home to lots of cheers and lots of boos. He wasn’t unfamiliar with the visiting locker room at the JMA Wireless Dome, formerly known as the Carrier Dome. After all, he was 2-0 in there after winning two state football championships at Glens Falls High School.

Girard didn’t force anything. He let the game come to him. A team that knew him well didn’t make it easy, but Girard broke through with his first triple at the 11:01 mark of the first half. It was part of an explosive 17-1 run by Clemson who would lead by 13 at the break.

Like earlier that week, the Tigers got out to a big lead and were sustaining it in a tough road environment. Their

mentality reflected what Coach Brownell told the team in November; they were built for this.

Staving off the hungry home team was no easy feat. The Orange brought the game even at 60-60 with 3:37 to go. Almost like it was scripted, a 7-0 run ensued for the Tigers: Hall bucket, Chase Hunter jumper, Schieffelin 3-pointer and it was 67-60 in one minute and 43 seconds.

As the Tigers looked to close the book on what turned out to be a tremendous storybook ending, Girard added some magic that so often happens in sports. Closing out the game at the free throw line, Girard finished 4-4 in the final minute to seal the win and finish with a game-high 18 points. Coming into the game, he was exactly 18 points shy of 2,000 for his career. Yes, you can be romantic about basketball.

Clemson used the momentum of that week and polished off February with a glistening 6-2 record, its third-most wins in the month in program history. They were right back in the thick of an NCAA Tournament bid.

March Madness

Clemson went 1-3 in March, which included a 22-point loss to Boston College in the second round of the ACC Tournament. There was a bleakness to the rest of the Tigers’ season from the outside, but inside, it re-focused a hungry group who had expected themselves to accomplish much more.

Then the Tigers were selected as the No. 6 seed in the NCAA Tournament and facing No. 11 New Mexico.

“It’s a special tournament, it’s one of the biggest sporting events in the country and the world...it was one of the goals this year, but it’s a checkpoint,” said Hall after the Selection Show. “We’re not just looking to get there. We want to make a run and continue to advance.”

“It’s a reset,” said Girard.

Hunter added, “We’ve got another tournament and more games to prove ourselves.”

Many pundits were taking turns kicking the Tigers while they were down following the ACC Tournament, and Clemson was picked by ESPN as the No. 1 upset pick of the tournament’s first round – as if the team needed any more motivation in a return to Memphis where the Tigers had played earlier in the year.

Clemson came out and smacked New Mexico in the mouth. With the score 11-9 in favor of the Tigers, Clemson would go on a 19-0 run to blow the game wide open. It would lead by as many as 23 in the second half, racing away to a 77-56 thrashing.



The Tigers returned to face No. 3 seeded Baylor who did much the same against its first-round opponent, Colgate. Clemson used a couple of runs in the opening stanza to build a lead before Chase Hunter's heroics at the end of the first half on a buzzer-beating 3-pointer extended the lead to 10.

Clemson led by as many as 15 in the second half with Baylor cutting the deficit to just two with 2:19 left. From that point, the Tigers finished 8-for-8 at the foul line to seal the 72-64 victory and advance to just their fifth Sweet 16 in history and the second since 2018.

The celebration in the locker room was everything one would expect from an emotional, hungry ball club that was playing its best basketball and proving doubters wrong in the process.

What happened next was one of the crazier turnarounds for a team riding such an emotional high. Clemson returned home from Memphis at 3:15 a.m. following its win over Baylor, back on the bus at roughly 4 p.m. to head back to the airport to fly to Los Angeles for the West Regional. The trip even included a stop in Oklahoma City to refuel the plane.

The Tigers finally made it to the City of Angels. They would play in the House that Kobe [Bryant] built, with his statue and other Lakers and Kings legends outside the arena.

They would face the No. 2 seeded Arizona Wildcats who figured to have 10-15,000 fans in the arena for the game. They averaged 87.1 points per game and had won 27 contests to that point.

"Make them guard. Do not bail them out," Brownell told the team pregame. "Make these dudes who love playing offense, scoring 87 a game, see how they like to guard. Guys, it ain't sexy, but this is what wins."

The Tigers landed the first punch, jumping out to a 29-16 lead, holding the Wildcats to just 16 points through the opening 14 minutes of the game. They would lead by eight at the break, 39-31.

Coach Brownell warned his team at halftime that Arizona was going to punch back.

"You're gonna get a punch. Okay? Take it and punch back."

That punch came early in the second half as Arizona mounted a 13-4 run to take the lead 46-45. The Tigers responded by Girard finding Jack Clark for a top of the key 3-pointer to regain the lead. Clemson sustained until Arizona tied the game again at 56, but a 9-2 run was the response from the Tigers, and they never looked back.

Following a Wildcat three to cut their deficit to 72-70, Chase Hunter and Dillon Hunter scored back-to-back buckets,

including Chase's and-one play to seal the game and send the Tigers to the Elite Eight.

Clemson's season eventually ended with an 89-82 loss to Alabama in the Elite Eight. The Crimson Tide made 16 3-pointers in a rematch from earlier in the season.

This team was special. Fourth-most wins in program history (24), second-most wins in consecutive seasons in program history (47), most ACC wins in consecutive seasons (25) and highest winning percentage over that span in program history (.625), five ACC road wins in 2023-24, tied for the most in history, 12 wins away from home, the most in one season, defeated nine NCAA Tournament teams – the most in one season in history, and won four games against Top 25 teams away from home – the most in history.

Clemson continues to raise the bar in basketball.

Hall and Hunter are ones that have helped raise that bar in basketball under Coach Brownell and it was confirmed following the Tigers' loss in the Elite Eight.

"...we had our eyes set on big goals," said Hall. "Obviously, we've achieved great stuff, but we came up short on what we really wanted to do. It'll set in whenever we get back and reflect a little bit and feel the love from the campus and community and know they had our backs through all of this. It was an incredible ride. It was an expected ride. I'm proud of these guys."

Hunter added, "Him [PJ] and me had a moment in the locker room. I told him we made history. We did some big things for this program. I think with him and me doing that, we've set this program to a new standard. We plan on keep being in games like this."

A perfect encapsulation of Clemson's culture was summarized by Girard following the Elite Eight loss to Alabama. He was asked what he would say to those who were considering coming to Clemson.

"Do it. I mean, this place has been unbelievable. It all goes back to the culture. That's what was attractive to me... Clemson is just an unbelievable place with unbelievable people. They obviously develop their players, and they win a lot of basketball games. Anyone looking forward to living in a great place, playing with great people, playing for great people, and doing great things should go to Clemson."

Hall, Hunter and Girard leave no doubt as they review such a historic season and raise the bar for the future of Clemson Basketball. 🍌

NIERI FAMILY STUDENT-ATHLETE ENRICHMENT CENTER



ACADEMIC ADVISING



LESLIE MORELAND-BISHOP

Leslie Moreland-Bishop is in her 17th season as the academic coordinator for the men's basketball program. She is in her 21st year as a member of the staff, moving into an assistant athletic director position for athletic academic services in the fall of 2015.

Moreland-Bishop came to Clemson in 2001 as the director of career services for student-athletes. She also worked as the academic advisor for the athletic department managers and athletic trainers from 2001-04. In 2004, Moreland-Bishop began working with the women's basketball program. She joined the men's basketball support staff in 2007. In the fall of 2011, the men's team set a semester record with a 3.13 GPA. In addition, 18 men's players have graduated since 2006.

Moreland-Bishop is a former student-athlete at the Division III level. She was a second-team all-conference performer in field hockey for Wittenberg University in Ohio. She helped the Tigers to three conference championships and three NCAA Tournament appearances during her time with the program. She also played softball and was a team captain for two seasons.

She worked as an assistant coach with the field hockey team at University of the Pacific in Stockton, Calif., in 1999-00 and also spent time as an experiential learning advisor at the institution in 2001.

Moreland-Bishop earned her undergraduate degree in psychology from Wittenberg University in 1999. She earned a master's degree in educational counseling and psychology from Pacific in 2000.

In 2009, she earned a Ph.D. from Clemson in parks, recreation, & tourism management. Her dissertation was titled "The Impact of Transition out of Intercollegiate Athletics."

Moreland-Bishop, a native of Darnestown, Md., is married to David Bishop of Florence, S.C. The couple has two children, Drake and Evie.



Matt Lombardi
Senior Associate AD, for Academics

Clemson's award-winning department of athletic academic services moved from Vickery Hall, its home since 1991, to the West-Zone of Memorial Stadium in August 2017. The facility, originally constructed in 2009 as the center of Clemson football, came open when the football program built the Allen N. Reeves Football Complex.

The new home of Clemson academic advising for all sports is one of the most spacious and efficient facilities of its kind in the nation. Clemson has a long-standing vision and commitment to the personal and academic growth and development of its student-athletes, and this new facility at Memorial Stadium continues

that commitment in grand fashion. It will also continue to keep Clemson among the nation's best in APR scores and other academic metrics.

The program is dedicated to providing a holistic, educational experience by inspiring an environment of respect, integrity, and excellence. Under the direction of Steve Duzan, senior associate athletic director for academic development, the staff guides and encourages each individual to reach his or her full potential as a student, athlete and citizen.

An original member of the NCAA Champs/Life Skills Program, the staff works in conjunction with the department of student-athlete development and provides opportunities and services to address the changing needs and skills of student-athletes during college as well as after graduation.

The program has a strong tradition of success and was selected for the FBS Athletic Director's Association Program of Excellence Award, recognizing Champs/Life Skills excellence.



HEAD COACH BRAD BROWNELL WITH ACADEMIC COORDINATOR LESLIE MORELAND-BISHOP AND MAY 2019 GRADUATE LYLES DAVIS.



NIERI FAMILY STUDENT-ATHLETE ENRICHMENT CENTER



DONTE GRANTHAM EARNED HIS UNDERGRADUATE DEGREE IN MAY 2018.

APR DATA & GRADUATION RATES

Clemson head coach Brad Brownell has a great reputation when it comes to stressing the importance of academics to his players, a statement best illustrated by his APR scores and graduation rates.

In 23 years as a head coach, Brownell has only had one multi-year APR figure lower than 936 and has had 10 cohorts with perfect scores. He has been above the national average all but one cohort.

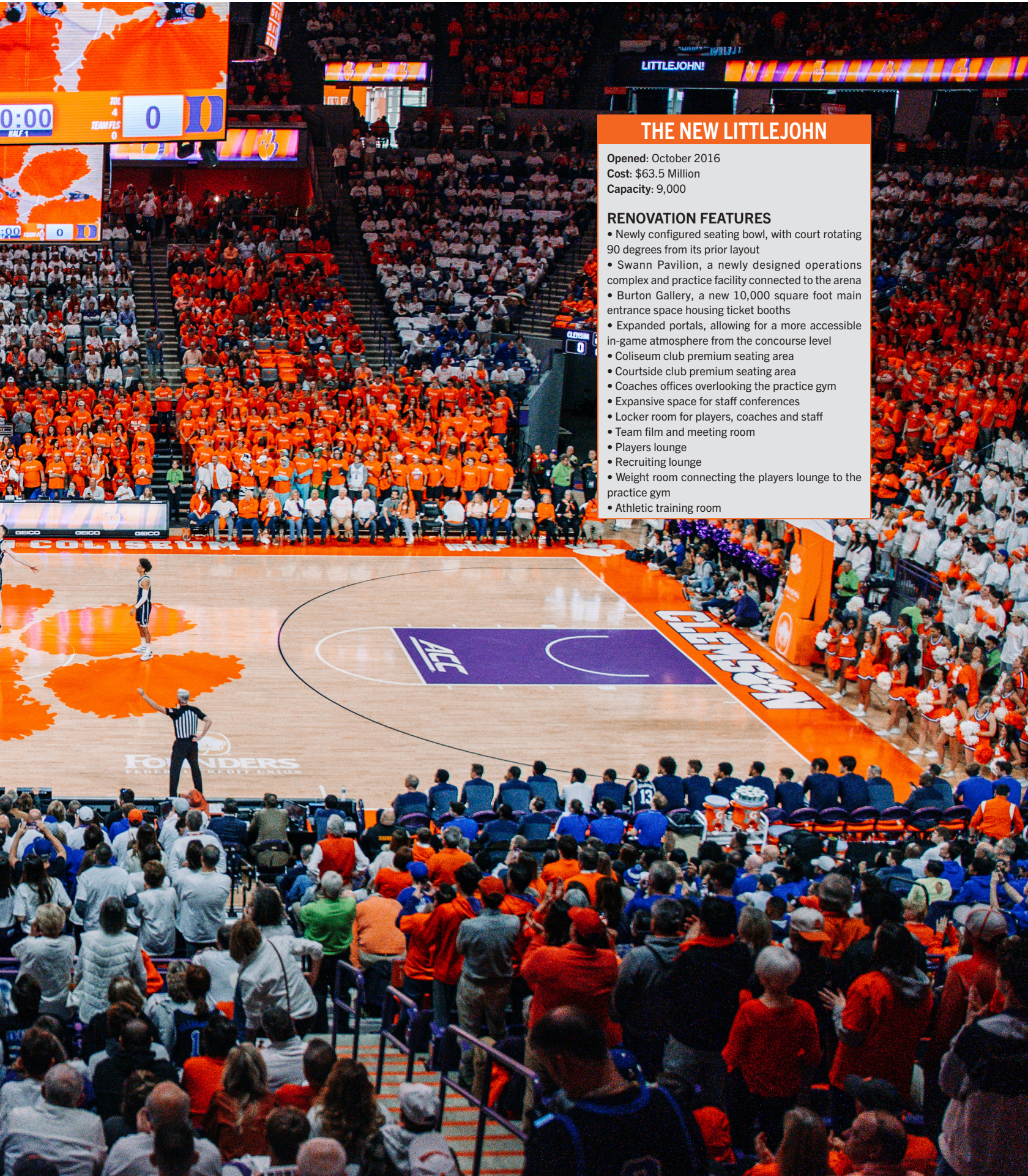
Under Brownell, all seniors he has coached at Clemson have left with a degree. In the 2023-24 season, Josh Beadle, Jack Clark, Joseph Girard III, PJ Hall and Bas Leyte earned undergraduate and graduate degrees and certificates.

Brownell's Multi-Year APR		
Year	School	APR
2003-04	UNC Wilmington	981
2004-05	UNC Wilmington	1000
2005-06	UNC Wilmington	1000
	Wright State	854
2006-07	Wright State	952
2007-08	Wright State	1000
2008-09	Wright State	1000
2009-10	Wright State	936
	Clemson	1000
2010-11	Clemson	952
2011-12	Clemson	1000
2012-13	Clemson	980
2013-14	Clemson	1000
2014-15	Clemson	1000
2015-16	Clemson	1000
2016-17	Clemson	995
2017-18	Clemson	990
2018-19	Clemson	975
2020-21	Clemson	980
2021-22	Clemson	984
2022-23	Clemson	1000



FORMER TIGER GUARD GABE DeVOE EARNED HIS UNDERGRADUATE CLEMSON DEGREE IN MAY 2018.

LITTLEJOHN COLISEUM



THE NEW LITTLEJOHN

Opened: October 2016
Cost: \$63.5 Million
Capacity: 9,000

RENOVATION FEATURES

- Newly configured seating bowl, with court rotating 90 degrees from its prior layout
- Swann Pavilion, a newly designed operations complex and practice facility connected to the arena
- Burton Gallery, a new 10,000 square foot main entrance space housing ticket booths
- Expanded portals, allowing for a more accessible in-game atmosphere from the concourse level
- Coliseum club premium seating area
- Courtside club premium seating area
- Coaches offices overlooking the practice gym
- Expansive space for staff conferences
- Locker room for players, coaches and staff
- Team film and meeting room
- Players lounge
- Recruiting lounge
- Weight room connecting the players lounge to the practice gym
- Athletic training room

NBA INFLUENCE

CLEMSON'S NBA HONORS

NBA World Champions

1991	Horace Grant, Chicago Bulls
1992	Horace Grant, Chicago Bulls
1993	Horace Grant, Chicago Bulls
2001	Horace Grant, Los Angeles Lakers
2004	Elden Campbell, Detroit Pistons

NBA All-Stars

1968	Randy Mahaffey, Kentucky Colonels
1985	Larry Nance, Phoenix Suns
1989	Larry Nance, Cleveland Cavaliers
1993	Larry Nance, Cleveland Cavaliers
1994	Horace Grant, Chicago Bulls
2000	Dale Davis, Indiana Pacers

Retired Number

Larry Nance	Cleveland Cavaliers, #22
-------------	--------------------------

All-Time Team

Larry Nance	Cleveland Cavaliers (voted 1999)
-------------	----------------------------------

NBA Slam Dunk Champion

1984	Larry Nance, Phoenix Suns
------	---------------------------

Led NBA in Statistical Category

1983	Tree Rollins, Atlanta Hawks (Blocked Shots)
------	---

NBA All Rookie Team, Second Team

1995	Sharone Wright, Philadelphia 76ers
------	------------------------------------

NBA All Defense, First Team

1984	Tree Rollins, Atlanta Hawks
1989	Larry Nance, Cleveland Cavaliers

NBA All Defense, Second Team

1992	Larry Nance, Cleveland Cavaliers
1993	Larry Nance, Cleveland Cavaliers
	Horace Grant, Chicago Bulls
1994	Horace Grant, Chicago Bulls
1995	Horace Grant, Orlando Magic
1996	Horace Grant, Orlando Magic



HUNTER TYSON
Clemson (2018-23)

TIGERS IN THE NBA

Randy Mahaffey, F	
Kentucky Colonels	1968-69
New York Nets	1969-70
Carolina Cougars	1970-71

Skip Wise, G	
San Antonio Spurs	1975-76

Tree Rollins, C	
Atlanta Hawks	1978-88
Cleveland Cavaliers	1989-90
Detroit Pistons	1990-91
Houston Rockets	1991-93
Orlando Magic	1993-95

Larry Nance, F	
Phoenix Suns	1982-88
Cleveland Cavaliers	1988-94

Horace Grant, F	
Chicago Bulls	1988-94
Orlando Magic	1994-99, 2001-03
Seattle Supersonics	1999-2000
Los Angeles Lakers	2000-01, 2003-04

Devin Gray, F	
San Antonio Spurs, Sacramento Kings	1996-97
Houston Rockets	1999-2000

Elden Campbell, C	
Los Angeles Lakers	1990-99
Charlotte/New Orleans Hornets	1999-2002
Seattle Supersonics	2002-03
Detroit Pistons	2003-05

Dale Davis, F	
Indiana Pacers	1991-2000, 2004-05
Portland Trailblazers	2000-04
Golden State Warriors	2004-05
Detroit Pistons	2005-07

Chris Whitney, G	
San Antonio Spurs	1993-95
Washington Wizards	1995-2002, 2003-04
Denver Nuggets	2002-03
Orlando Magic	2002-03

Sharone Wright, C	
Philadelphia 76ers	1994-95
Toronto Raptors	1995-98

Greg Buckner, G	
Dallas Mavericks	1999-2002, 2006-07
Philadelphia 76ers	2002-04
Denver Nuggets	2004-06
Minnesota Timberwolves	2007-08
Memphis Grizzlies	2008-09

Harold Jamison, F	
Miami Heat	1999-2000
Los Angeles Clippers	2001-02

Will Solomon, G	
Memphis Grizzlies	2001-02
Toronto Raptors, Sacramento Kings	2008-09

Trevor Booker, F	
Washington Wizards	2010-14
Utah Jazz	2014-16
Brooklyn Nets	2016-18
Indiana Pacers	2018

K.J. McDaniels, G	
Philadelphia 76ers	2014-15
Houston Rockets	2015-17
Brooklyn Nets	2017
Toronto Raptors	2017

Jaron Blossomgame, F	
Cleveland Cavaliers	2018-19

Donte Grantham, F	
Oklahoma City Thunder	2018-19

Hunter Tyson, F	
Denver Nuggets	2023-Present

PJ Hall, F	
Denver Nuggets	2024-Present



NBA DRAFT HISTORY

SHARONE WRIGHT
Clemson (1991-94)

CLEMSON'S NBA DRAFT HISTORY

Year	Player	Rd	Pick	Franchise
1952	John Snee, C	NA	NA	Milwaukee
1958	Ed Brinkley, C	8	57	Minneapolis Lakers
1960	George Krajack, G	18	101	New York Knicks
1964	Jim Brennan, G	9	75	Philadelphia Warriors
1967	Randy Mahaffey, F	2	16	Los Angeles Lakers
	Jim Sutherland, G	14	147	Seattle Supersonics
1975	Wayne Croft, C	7	113	Kansas City Kings
1977	Tree Rollins, C	1	14	Atlanta Hawks
1978	Stan Rome, F	4	78	Cleveland Cavaliers
1980	Billy Williams, G	2	43	Houston Rockets
	John Campbell, C	3	58	Phoenix Suns
1981	Larry Nance, C	1	20	Phoenix Suns
1982	Horace Wyatt, C	7	138	Atlanta Hawks
1983	Fred Gilliam, F	6	123	Utah Jazz
1984	Murray Jarman, C	3	58	Phoenix Suns
1985	Vincent Hamilton, G	4	74	Indiana Pacers
1986	Glen McCants, C	7	144	Seattle Supersonics
1987	Horace Grant, C	1	10	Chicago Bulls
	Michael Tait, G	5	101	Seattle Supersonics
1990	Elden Campbell, C	1	27	Los Angeles Lakers
1991	Dale Davis, F	1	13	Indiana Pacers
1993	Chris Whitney, G	2	47	San Antonio Spurs
1994	Sharone Wright, C	1	6	Philadelphia 76ers
1998	Greg Buckner, G	2	53	Dallas Mavericks
2001	Will Solomon, G	2	33	Vancouver Grizzlies
2010	Trevor Booker, F	1	23	Washington Wizards
2014	K.J. McDaniels, F	2	32	Philadelphia 76ers
2017	Jaron Blossomgame, F	2	59	San Antonio Spurs
2023	Hunter Tyson, F	2	37	Denver Nuggets



TRADITION BY POSITION - GUARD

HONOR ROLL • TIGER GUARDS

All-American
 Billy Williams 1980

All-Conference
 Bill Yarborough 1955-56
 Vince Yockel 1956, 58
 Choppy Patterson 1960-61
 Jim Brennan 1963-64
 Jim Sutherland 1965, 67
 Butch Zatezalo 1968-70
 Skip Wise 1975
 Billy Williams 1980
 Vincent Hamilton 1982
 Chris Whitney 1993
 Terrell McIntyre 1997-99
 Will Solomon 2000-01
 Edward Scott 2002-03
 Cliff Hammonds 2008
 K.C. Rivers 2008
 Demontez Stitt 2011
 Marcquise Reed 2018, 2019

All-ACC Tournament
 Bill Yarborough 1955
 Choppy Patterson 1961
 Jim Brennan 1962
 Nick Milasnovich 1964
 Skip Wise 1975
 Billy Williams 1980
 Chris Whitney 1993
 Terrell McIntyre 1998
 Shawan Robinson 2005
 Cliff Hammonds 2008
 K.C. Rivers 2008
 Demontez Stitt 2011
 Shelton Mitchell 2018

All-ACC Defensive Team
 Vernon Hamilton 2006
 Andre Young 2012

All-NCAA Midwest Region
 Gabe DeVoe 2018

ACC Points Per Game Leaders
 Butch Zatezalo 23.0 1967-68
 Butch Zatezalo 25.8 1968-69
 Terrell McIntyre 17.9 1998-99
 Will Solomon 20.9 1999-2000

ACC Field Goal Percentage Leader
 Vincent Hamilton 58.6 1981-82

ACC Free Throw Percentage Leaders
 Gary Burnisky 89.8 1963-64
 Jim Sutherland 89.7 1966-67
 Shawan Robinson 91.3 2005-06

ACC Steals Per Game Leader
 Vernon Hamilton 2.68 2005-06

ACC Assist-to-Turnover Ratio Leader
 Andre Young 2.55 2010-11

NBA Players
 Will Solomon 2001-02, 2008-09
 Chris Whitney 1993-2004
 Skip Wise 1975-76

TERRELL McINTYRE



TRADITION BY POSITION - FORWARD



DALE DAVIS

HONOR ROLL • TIGER FORWARDS

All-American		
Dale Davis		1990
All-Conference		
Randy Mahaffey		1965, 67
Stan Rome		1977
Larry Nance		1981
Dale Davis		1989-91
Devin Gray		1994
Greg Buckner		1997-98
Sharrod Ford		2005
Trevor Booker		2009-10
Devin Booker		2013
K.J. McDaniels		2014
Jaron Blossomgame		2016-17
Aamir Simms		2020, 2021
Hunter Tyson		2023
All-ACC Tournament		
Randy Mahaffey		1967
Stan Rome		1976
Larry Nance		1981
Dale Davis		1990
Greg Buckner		1996
Trevor Booker		2008
James Mays		2008
ACC Defensive Player of the Year		
K.J. McDaniels		2014
ACC Most Improved		
Jaron Blossomgame		2016
Ian Schieffelin		2024
All-ACC Defensive Team		
Trevor Booker		2009, 2010
K.J. McDaniels		2014
ACC Rebounds Per Game Leaders		
Dale Davis	8.9	1988-89
Dale Davis	11.3	1989-90
Dale Davis	12.1	1990-91
Harold Jamison	9.9	1998-99
Trevor Booker	9.7	2008-09
ACC Blocks Per Game Leaders		
K.J. McDaniels	2.0	2012-13
K.J. McDaniels	2.8	2013-14
ACC Field Goal Percentage Leaders		
Dale Davis	67.0	1988-89
Dale Davis	52.5	1989-90
Devin Gray	57.2	1993-94
Trevor Booker	57.1	2008-09
NBA Players		
Jaron Blossomgame		2018-19
Trevor Booker		2010-18
Greg Buckner		1999-2009
Dale Davis		1991-2007
Sharrod Ford		2005-06
Donte Grantham		2018-19
Devin Gray		1996-97, 1999-00
Harold Jamison		1999-2000, 2001-02
Randy Mahaffey		1968-71
K.J. McDaniels		2014-17
Larry Nance		1982-94
Hunter Tyson		2023-Present
First-Round NBA Draft Picks		
Larry Nance (20)		1981
Dale Davis (13)		1991
Trevor Booker (23)		2010
NBA All-Stars		
Randy Mahaffey		1969
Larry Nance		1985, 89, 93
Dale Davis		2000
NBA Slam Dunk Champion		
Larry Nance		1984
NBA All-Defensive Team		
Larry Nance		1989

TRADITION BY POSITION - CENTER



ELDEN CAMPBELL

HONOR ROLL • TIGER CENTERS


All-Americans		
Banks McFadden		1939
Tree Rollins		1977
Horace Grant		1987
Elden Campbell		1990
All-Conference		
Banks McFadden		1938-40
Tree Rollins		1975-77
Horace Grant		1986-87
Elden Campbell		1988-90
Sharone Wright		1993-94
PJ Hall		2023-24
All-ACC Tournament		
Murray Jarman		1984
Sharone Wright		1994
All-ACC Defensive Team		
Jerai Grant		2011
Landry Nnoko		2016
Elijah Thomas		2018, 2019
ACC 50-Year Anniversary Team		
Horace Grant		1983-87
Tree Rollins		1973-77
ACC Player of the Year		
Horace Grant		1986-87
ACC Rebounds Per Game Leaders		
Tree Rollins	11.7	1974-75
Tree Rollins	11.7	1976-77
Horace Grant	10.5	1985-86
Horace Grant	9.6	1986-87
Sharone Wright	10.5	1992-93
ACC Field Goal Percentage Leaders		
Horace Grant	65.6	1986-87
Elden Campbell	62.9	1987-88
ACC Blocked Shots Per Game Leaders		
Tree Rollins	3.9	1976-77
Elden Campbell	3.1	1987-88
Elden Campbell	3.0	1988-89
Elden Campbell	2.8	1989-90
Sharone Wright	2.3	1991-92
Sharone Wright	4.1	1992-93
Landry Nnoko	2.3	2015-16
NBA Players		
Elden Campbell		1990-2005
Horace Grant		1988-2004
PJ Hall		2024-Present
Tree Rollins		1978-95
Sharone Wright		1994-98
First-Round NBA Draft Picks		
Tree Rollins (14)		1977
Horace Grant (10)		1987
Elden Campbell (27)		1990
Sharone Wright (6)		1994
NBA All-Star		
Horace Grant		1994
NBA World Champions		
Horace Grant		1991-93, 2001
Elden Campbell		2004
NBA All-Defensive Team		
Tree Rollins (1 st)		1984
Horace Grant (2 nd)		1993, 1994, 1995, 1996

2023-24 REVIEW



CLEMSON ADVANCES TO SECOND ELITE EIGHT IN PROGRAM HISTORY

THE 2023-24 CLEMSON TIGERS WERE LED BY PJ HALL, CHASE HUNTER, IAN SCHIEFFELIN AND JOSEPH GIRARD III TO A 24-WIN CAMPAIGN THAT ENDED WITH THE PROGRAM'S 14TH NCAA TOURNAMENT AND SECOND ELITE EIGHT APPEARANCE IN SCHOOL HISTORY.



2023-24 STATISTICS

INDIVIDUAL OVERALL STATISTICS

Record:	Overall	Home	Away	Neutral
All Games	24-12	12-4	6-6	6-2
Conference	11-9	6-4	5-5	0-0
Non-Conference	13-3	6-0	1-1	6-2

No.	Player				Total		3-Point		F-Throw		Rebounds											
		GP-GS	MIN	AVG	FG-FGA	FG%	3FG-3FGA	3FG%	FT-FTA	FT%	OFF	DEF	TOT	AVG	PF	DQ	A	TO	BLK	STL	PTS	AVG
24	HALL, PJ	36-36	1040:27	28.9	240-492	.488	52-165	.315	127-163	.779	57	174	231	6.4	113	8	51	67	51	28	659	18.3
11	GIRARD III, Joseph	36-36	1182:18	32.8	162-377	.430	105-254	.413	115-123	.935	8	107	115	3.2	51	0	105	55	4	22	544	15.1
1	HUNTER, Chase	36-36	1182:22	32.8	160-377	.424	47-151	.311	96-113	.850	18	76	94	2.6	64	0	116	64	12	26	463	12.9
4	SCHIEFFELIN, Ian	36-36	989:02	27.5	137-243	.564	23-49	.469	68-93	.731	99	241	340	9.4	95	2	80	45	18	21	365	10.1
10	GODFREY, RJ	36-0	556:47	15.5	92-155	.594	3-7	.429	32-51	.627	33	88	121	3.4	80	2	28	33	22	17	219	6.1
21	WIGGINS, Chauncey	36-18	638:35	17.7	76-172	.442	29-83	.349	15-21	.714	19	57	76	2.1	46	0	33	26	10	6	196	5.4
12	HEMENWAY, Alex	5-0	78:03	15.6	8-21	.381	8-19	.421	2-4	.500	0	3	3	0.6	5	0	7	4	1	2	26	5.2
5	CLARK, Jack	25-17	587:55	23.5	41-103	.398	16-53	.302	20-26	.769	31	91	122	4.9	40	0	35	14	13	20	118	4.7
0	BEADLE, Josh	32-0	347:03	10.8	35-74	.473	3-21	.143	22-32	.688	4	26	30	0.9	32	0	26	20	1	6	95	3.0
2	HUNTER, Dillon	36-1	530:15	14.7	33-84	.393	9-35	.257	8-19	.421	7	51	58	1.6	42	1	46	14	2	15	83	2.3
33	LEYTE, Bas	20-0	90:34	4.5	6-11	.545	1-3	.333	2-5	.400	5	11	16	0.8	15	0	6	4	4	1	15	0.8
13	LATIFF, Andrew	5-0	07:56	1.6	1-4	.250	0-3	.000	0-0	.000	1	3	4	0.8	0	0	0	1	0	0	2	0.4
32	NAUSEEF, Daniel	5-0	09:27	1.9	0-1	.000	0-1	.000	0-0	.000	0	3	3	0.6	2	0	0	0	0	0	0	0.0
20	KELLY, Matt	5-0	09:13	1.8	0-1	.000	0-0	.000	0-0	.000	0	0	0	0.0	0	0	0	1	0	1	0	0.0
Team																						
Total		36	7250		991-2115	.469	296-844	.351	507-650	.780	326	982	1308	36.3	585	13	533	363	138	165	2785	77.4
Opponents		36	7250		885-2140	.414	291-879	.331	502-686	.732	355	871	1226	34.1	573	13	396	341	90	218	2563	71.2

CONFERENCE-ONLY STATISTICS

Overall	Home	Away
11-9	6-4	5-5

No.	Player				Total		3-Point		F-Throw		Rebounds											
		GP-GS	MIN	AVG	FG-FGA	FG%	3FG-3FGA	3FG%	FT-FTA	FT%	OFF	DEF	TOT	AVG	PF	DQ	A	TO	BLK	STL	PTS	AVG
24	HALL, PJ	20-20	616:31	30.8	127-280	.454	29-101	.287	75-97	.773	32	113	145	7.3	63	5	24	38	21	15	358	17.9
11	GIRARD III, Joseph	20-20	670:07	33.5	92-214	.430	61-145	.421	81-83	.976	5	50	55	2.8	28	0	47	35	3	13	326	16.3
1	HUNTER, Chase	20-20	677:15	33.9	89-207	.430	26-83	.313	58-66	.879	10	37	47	2.4	37	0	55	34	5	11	262	13.1
4	SCHIEFFELIN, Ian	20-20	565:16	28.3	78-134	.582	12-24	.500	41-51	.804	60	139	199	10.0	58	2	42	26	8	15	209	10.5
21	WIGGINS, Chauncey	20-10	367:02	18.4	38-94	.404	16-50	.320	8-11	.727	11	29	40	2.0	25	0	20	11	7	4	100	5.0
5	CLARK, Jack	14-9	353:44	25.3	24-62	.387	10-33	.303	9-11	.818	17	64	81	5.8	21	0	24	11	8	13	67	4.8
10	GODFREY, RJ	20-0	285:48	14.3	39-68	.574	1-4	.250	13-22	.591	12	40	52	2.6	33	0	13	15	7	8	92	4.6
0	BEADLE, Josh	19-0	227:28	12.0	20-50	.400	1-16	.063	15-20	.750	3	16	19	1.0	18	0	21	14	1	2	56	2.9
2	HUNTER, Dillon	20-1	257:11	12.9	17-41	.415	3-14	.214	3-11	.273	3	18	21	1.1	20	1	15	6	2	7	40	2.0
33	LEYTE, Bas	9-0	29:38	3.3	2-5	.400	0-2	.000	0-0	.000	1	2	3	0.3	7	0	2	1	3	0	4	0.4
Team																						
Total		20	4050		526-1155	.455	159-472	.337	303-372	.815	180	531	711	35.6	310	8	263	199	65	88	1514	75.7
Opponents		20	4050		507-1178	.430	166-466	.356	266-359	.741	179	486	665	33.3	315	9	221	181	49	118	1446	72.3

MISCELLANEOUS STATISTICS

Dunks (73): Jack Clark (5), RJ Godfrey (12), PJ Hall (25), Chase Hunter (7), Ian Schieffelin (18), Chauncey Wiggins (6)

Charges Taken (21): Joseph Girard III (4), PJ Hall (11), Chase Hunter (2), Dillon Hunter (1), Ian Schieffelin (4)

20-Point Games (25): Joseph Girard III (9), PJ Hall (12), Chase Hunter (3), Ian Schieffelin (1)

30-Point Games (1): PJ Hall (1)

Double-Doubles (18): PJ Hall (7), Ian Schieffelin (11)

Double Figure Scoring (126): Josh Beadle (1), Jack Clark (1), Joseph Girard III (29), RJ Godfrey (9), PJ Hall (34), Chase Hunter (26), Ian Schieffelin (20), Chauncey Wiggins (7)

Double Figure Rebounding (27): Jack Clark (2), J Godfrey (1), PJ Hall (7), Ian Schieffelin (17)

Led Clemson in Scoring: Joseph Girard III (9), PJ Hall (13), Chase Hunter (5), Ian Schieffelin (2), Chauncey Wiggins (1)

Led Clemson in Rebounding: Joseph Girard III (1), RJ Godfrey (1), PJ Hall (5), Chase Hunter (1), Ian Schieffelin (19)

Led Clemson in Assists: Josh Beadle (1), Jack Clark (1), Joseph Girard III (9), PJ Hall (1), Chase Hunter (12), Ian Schieffelin (7)

Consecutive Field Goals Made: PJ Hall (5) vs. Davidson (11/12/23)

Consecutive Points Scored: 12 by Joseph Girard III at Pittsburgh (12/3/23)

Consecutive Free Throws Made: 67 by Joseph Girard III (1/13 to 3/22)

Consecutive Three-Pointers Made: 4 by Joseph Girard III vs. Davidson (11/12/23)

Largest Lead: 43 vs. Radford (12/29/23)

Largest Deficit: 18 vs. Davidson (11/12/23)

Largest Halftime Deficit: 8 vs. Virginia (2/3/24)

Largest Deficit Overcome for Victory: 18 vs. Davidson (8:45 1H, 11/12/23)

Most Consecutive Clemson Points: 14 vs. UAB (11/10/23); 14 vs. Queens (12/22/23); 14 at Georgia Tech (2/21/24)

Most Consecutive Opponent Points: 18 vs. Davidson (11/12/23)



2023-24 SUPERLATIVES

INDIVIDUAL GAME HIGHS/INDIVIDUAL HIGHS UNDER BROWNELL

italic indicates all-time under Coach Brownell

CLEMSON	
	HIGHS
Points	31, PJ Hall, 1/16/24 vs. Georgia Tech 33, <i>Jaron Blossomgame, 2/20/16 at NC State</i>
FG	11, PJ Hall, 5x, last 3/5/24 vs. Syracuse 13, <i>Jaron Blossomgame, last on 2/8/16 vs. Notre Dame</i>
FGA	23, PJ Hall, 1/16/24 vs. Georgia Tech 24, <i>KJ McDaniels, 2/11/14 at Notre Dame</i>
FG Perfection	5, Ian Schieffelin, 2/10/24 at Syracuse 7, <i>last by Ian Schieffelin, 3/4/23 vs. Notre Dame</i>
3FG	6, Joseph Girard III, 12/3/23 at Pittsburgh 8, <i>Marcquise Reed, 2/21/18 at Virginia Tech*</i>
3FGA	11, Joseph Girard III, 1/13/24 vs. Boston College 20, <i>Marcquise Reed, 2/21/18 at Virginia Tech</i>
3FG Perfection	2, PJ Hall, 12/22/23 vs. Queens; Chauncey Wiggins, 3/28/24 vs. Arizona 5, <i>Gabe DeVoe, 11/24/17 vs. Texas Southern</i>
FT	10, PJ Hall, 2/3/24 vs. Virginia; Joseph Girard III, 2/24/24 vs. Florida State 16, <i>Milton Jennings, 1/27/13 vs. Virginia Tech</i>
FTA	12, PJ Hall, 2/3/24 vs. Virginia 18, <i>Milton Jennings, 1/27/13 vs. Virginia Tech</i>
FT Perfection	10, Joseph Girard III, 2/24/24 vs. Florida State 10, <i>Brevin Galloway, 2/25/23 at NC State; Joseph Girard III, 2/24/24 vs. Florida State</i>
Rebounds	17, Ian Schieffelin, 12/3/23 at Pittsburgh; PJ Hall, 1/16/24 vs. Georgia Tech 17, <i>Ian Schieffelin, 12/3/23 at Pittsburgh; PJ Hall, 1/16/24 vs. Georgia Tech</i>
Offensive Reb.	9, PJ Hall, 1/16/24 vs. Georgia Tech 9, <i>Ian Schieffelin, 11/7 vs. The Citadel; PJ Hall, 1/16/24 vs. Georgia Tech</i>
Assists	7, Chase Hunter, 11/24/23 vs. Alcorn State; 2/10/24 at Syracuse 11, <i>last by Chase Hunter, 2/22/23 vs. Syracuse</i>
Blocks	4, by many (5), last by Ian Schieffelin, 1/6/24 vs. North Carolina 8, <i>last by Landry Nnoko, 2/6/16 at Virginia Tech</i>
Steals	5, Ian Schieffelin, 1/6/24 vs. North Carolina 6, <i>Avry Holmes, 2/13/16 vs. Georgia Tech</i>
Minutes	43, Joseph Girard III, 1/16/24 vs. Georgia Tech ^^48, <i>KJ McDaniels, 3/2/14 vs. Maryland</i>

OPPONENT	
	HIGHS
Points	32, Sean Pedulla, 1/10 at Virginia Tech 40, <i>Harrison Barnes, 3/12/11 vs. North Carolina</i>
FG	11, Tre White, 1/30 vs. Louisville 12, <i>last by Landers Nolley II, 11/5/19 vs. Virginia Tech</i>
FGA	22, Claudell Harris Jr., 3/13 vs. Boston College 23, <i>Landers Nolley II, 11/5/19 vs. Virginia Tech</i>
FG Perfection	3, Matthew Marsh, 3/9 at Wake Forest 8, <i>Mark Williams, 2/10/22 vs. Duke</i>
3FG	6, many (3), last by Sean Pedulla, 1/10 at Virginia Tech 8, <i>Lamar Peters, 12/8/18 vs. Mississippi State</i>
3FGA	16, Claudell Harris Jr., 3/13 vs. Boston College 16, <i>Claudell Harris Jr., 3/13/24 vs. Boston College</i>
3FG Perfection	3, Mohamed Diarra, 2/17 vs. NC State 5, <i>last by Chris Childs, 11/15/21 vs. Bryant</i>
FT	10, Armando Bacot, 2/6 at North Carolina 15, <i>Marcus Georges-Hunt, 3/9/16 at Georgia Tech</i>
FTA	12, David Jones, 12/16 at Memphis 16, <i>Marcus Georges-Hunt, 3/9/16 at Georgia Tech</i>
FT Perfection	8, Sean Pedulla, 1/10 at Virginia Tech; Tae Davis, 3/2 at Notre Dame 8, <i>Sean Pedulla, 1/10 at Virginia Tech; Tae Davis, 3/2 at Notre Dame</i>
Rebounds	16, Armando Bacot, 1/6 vs. North Carolina 20, <i>John Mooney, 3/9/19 at Notre Dame</i>
Offensive Reb.	7, Oumar Ballo, 3/28 vs. Arizona 8, <i>Jordan Murphy, 11/30/15 at Minnesota</i>
Assists	7, Sean Peduall/MJ Collins, 1/10 at Virginia Tech 13, <i>Kendall Marshall, 2/18/12 at North Carolina</i>
Blocks	4, 2x, last by Kyle Filipowski, 1/27 at Duke 7, <i>James Banks III, 2/6/19 at Georgia Tech</i>
Steals	4, by many (5), last by Maliq Brown and Justin Taylor, 2/10/24 at Syracuse 6, <i>Makai Ashton-Langford, 1/31/23 at Boston College</i>
Minutes	43, Kowacie Reeves, 1/16 vs. Georgia Tech ^^50, <i>Eric Atkins, 2/11/14 at Notre Dame</i>

^ - denotes one overtime period, * - denotes school record

2023-24 TEAM HIGHS & LOWS

CLEMSON		HIGHS		LOWS	
Points	109, 12/22 vs. Queens	55, 1/6 vs. North Carolina	3/13 vs. Boston College		
1st Half Points	69, 12/22 vs. Queens	23, 11/12 vs. Davidson	12/6 vs. South Carolina		
2nd Half Points	52, 11/28 at Alabama	21, 1/6 vs. North Carolina			
1st Half FG%	71.1, 12/22 vs. Queens		29.0, 1/27 at Duke		
2nd Half FG%	70.4, 12/29 vs. Radford	31.4, 2/6 vs. North Carolina			
Scoring Margin	+35, 12/29 vs. Radford	-15, 1/10 vs. Virginia Tech			
FG	43, 12/22 vs. Queens	19, 3/13 vs. Boston College			
FGA	70, 2x, last 1/16 vs. Georgia Tech	48, 2/27 vs. Pittsburgh			
FG%	63.2, 12/22 vs. Queens	35.2, 3/13 vs. Boston College			
3FG	14, 2/21 at Georgia Tech	1, 1/6 vs. North Carolina			
3FGA	32, 11/6 vs. Winthrop	14, 2/10 at Syracuse			
3FG% (Min. 10)	53.3, 11/19 vs. Boise State	5.6, 1/6 vs. North Carolina			
FT	29, 1/16 vs. Georgia Tech	4, 11/12 vs. Davidson			
FTA	38, 1/16 vs. Georgia Tech	7, 2/21 at Georgia Tech			
FT% (Min. 10)	100.0, 12/29 vs. Radford	61.1, 11/24 vs. Alcorn State			
Rebounds	45, 2x, last 1/16 vs. Georgia Tech	26, 11/10 vs. UAB			
Offensive Reb.	22, 1/16 vs. Georgia Tech	4, 1/30 vs. Louisville			
Rebound Margin	+32, 12/29 vs. Radford	-19, 1/30 vs. Louisville			
Assists	26, 11/24 vs. Alcorn State	6, 1/6 vs. North Carolina			
Turnovers	21, 2/10 at Syracuse	4, 2/3 vs. Virginia			
Blocks	9, 1/6 vs. North Carolina; 2/24 vs. Florida State	1, 3x, last 2/6 vs. North Carolina			
Steals	9, 3/9 at Wake Forest	1, 2/27 vs. Pittsburgh			
Fouls	24, 12/9 vs. TCU	6, 12/29 vs. Radford; 2/14 vs. Miami (Fla.)			

OPPONENT		HIGHS		LOWS	
Points	95, 1/3 at Miami (Fla.)	56, 11/6 vs. Winthrop			
1st Half Points	53, 1/10 vs. Virginia Tech	22, 1/30 vs. Louisville			
2nd Half Points	60, 1/3 at Miami (Fla.)	26, 2/21 at Georgia Tech			
1st Half FG%	64.5, 1/10 vs. Virginia Tech	29.0, 1/27 at Duke			
2nd Half FG%	75.0, 1/3 at Miami (Fla.)	24.2, 1/30 vs. Louisville			
FG	35, 1/3 at Miami (Fla.)	24.0, 2/21 at Georgia Tech			
FGA	74, 12/22 vs. Queens	16, 2/21 at Georgia Tech			
FG%	54.4, 1/10 vs. Virginia Tech	52, 11/6 vs. Winthrop; 11/24 vs. Alcorn State			
3FG	15, 1/16 vs. Georgia Tech	29.7, 3/22 vs. New Mexico			
3FGA	42, 12/22 vs. Queens	2, 1/30 vs. Louisville			
3FG% (Min. 10)	54.2, 1/10 vs. Virginia Tech	14, 11/24 vs. Alcorn State			
FT	25, 12/9 vs. TCU	10.0, 1/30 vs. Louisville			
FTA	33, 2x, last 1/27 at Duke	4, 2/14 vs. Miami (Fla.)			
FT% (Min. 10)	100.0, 3/13 vs. Boston College	5, 2/14 vs. Miami (Fla.)			
Rebounds	48, 1/30 vs. Louisville	54.5, 12/3 at Pittsburgh			
Offensive Reb.	21, 1/30 vs. Louisville	13, 12/29 vs. Radford			
Assists	19, 1/3 at Miami (Fla.)	2, 11/24 vs. Alcorn State; 12/29 vs. Radford			
Turnovers	16, 1/30 vs. Louisville	4, 1/30 vs. Louisville; 2/27 vs. Pittsburgh			
Blocks	1, 1/30 vs. Louisville	3, 2/27 vs. Pittsburgh			
Steals	5, 2x, last 2/17 vs. NC State	0, 3x, last 3/2 at Notre Dame			
Fouls	14, 2/10 at Syracuse	0, 2/21 at Georgia Tech			
		24, 2/24 vs. Florida State			
		8, 2/21 at Georgia Tech			

TEAM HIGHS & LOWS UNDER BROWNELL

CLEMSON		HIGHS		LOWS	
Points	109, 12/22/23 vs. Queens	36, 1/23/18 at Virginia			
1st Half Points	69, 12/22/23 vs. Queens	10, last on 2/7/13 at Virginia			
2nd Half Points	56, last on 1/16/18 at North Carolina	13, last on 1/23/18 at Virginia			
1st Half FG%	71.1, 12/22/23 vs. Queens	12.0, 1/8/13 at Duke			
2nd Half FG%	85.0, 1/12/11 vs. Georgia Tech	23.5, 3/2/11 at Duke			
Scoring Margin	+45, 11/14/14 vs. Florida A&M	-48, 2/5/17 at Florida State			
FG	43, 12/22/23 vs. Queens	14, last on 12/15/19 vs. South Carolina			
FGA	73, 3/4/12 at Florida State	33, 1/12/13 vs. Virginia			
FG%	69.2, 1/12/11 vs. Georgia Tech	25.9, 1/12/19 vs. Virginia			
3FG	15, 1/30/18 vs. North Carolina	0, last on 1/26/19 at NC State			
3FGA	36, last on 2/21/18 at Virginia Tech	7, 1/26/19 at NC State			
3FG% (Min. 10)	78.6, 1/12/11 vs. Georgia Tech	5.6, 1/6 vs. North Carolina			
FT	32, 1/10/16 vs. Louisville	0, last on 1/25/22 at Duke			
FTA	46, 11/12/10 vs. Western Carolina	1, last on 1/25/22 at Duke			
FT% (Min. 10)	100.0, 1/31/23 at Boston College (16-16)	38.5, 2/25/14 at Wake Forest (5-13)			
Rebounds	51, last on 12/18/21 vs. South Carolina	19, 1/31/12 at Virginia			
Offensive Reb.	23, last on 12/13/16 vs. SC State	2, 1/19/16 at Virginia			
Rebound Margin	+32, 12/29/23 vs. Radford	-22, 1/10/16 vs. Louisville			
Assists	28, 2/22/23 vs. Syracuse	3, last on 2/13/16 vs. Georgia Tech			
Turnovers	22, 2/5/17 at Florida State	1, 2/20/16 at NC State			
Blocks	12, last on 11/17/13 vs. South Carolina	0, last on 3/2/13 at Virginia Tech			
Steals	16, 1/1/13 vs. The Citadel	0, last on 1/11/18 at NC State			
Fouls	26, 1/17/23 at Wake Forest	5, 12/13/16 vs. SC State			

OPPONENT		HIGHS		LOWS	
Points	109, 2/5/17 at Florida State	35, 12/14/13 vs. Furman			
1st Half Points	51, 2/5/17 at Florida State	14, last on 11/21/22 vs. Loyola Maryland			
2nd Half Points	60, 1/3/24 at Miami (Fla.)	11, 12/20/19 vs. Jacksonville			
1st Half FG%	64.0, 3/4/12 at Florida State	17.2, 2/14/13 at Georgia Tech			
2nd Half FG%	75.0, 1/3 at Miami (Fla.)	16.7, 11/13/13 vs. Delaware State			
FG	41, 2/5/17 at Florida State	11, 12/17/10 vs. Savannah State			
FGA	79, 3/2/14 vs. Maryland	38, 2/25/14 at Wake Forest			
FG%	66.1, 2/5/17 at Florida State	22.9, 12/17/10 vs. Savannah State			
3FG	19, 12/8/18 vs. Mississippi State	1, last on 2/13/16 vs. Georgia Tech			
3FGA	42, 12/22/23 vs. Queens	9, last on 11/23/12 vs. UTEP			
3FG% (Min. 10)	72.7, 2/7/12 vs. Maryland	7.7, 11/13/13 vs. Delaware State			
FT	25, last on 2/15/22 at Florida State	1, last on 12/23/12 vs. SC State			
FTA	35, 1/22/11 at Maryland	1, 2/14/12 vs. Virginia			
FT% (Min. 10)	100.0, 3/13/24 vs. Boston College	18.2, 11/22/13 vs. Davidson			
Rebounds	63, 3/2/14 vs. Maryland	13, 12/29/23 vs. Radford			
Offensive Reb.	24, 1/10/16 vs. Louisville	1, 1/12/12 at Boston College			
Assists	26, 2/5/17 at Florida State	2, 12/18/18 vs. Charleston Southern			
Turnovers	25, 1/1/13 vs. The Citadel	4, 11/21/13 vs. Temple			
Blocks	11, 12/22/21 at Virginia	0, last on 1/13/24 vs. Boston College			
Steals	17, 12/12/20 vs. Alabama	0, 11/17/17 vs. Hofstra; 2/21/24 at Georgia Tech			
Fouls	32, 11/12/10 vs. Western Carolina	6, 12/29/23 vs. Radford			

2023-24 GAME BY GAME

Opponent	Score	By Periods	FGM-A-Pct.	3FGM-A-Pct	FTM-A-Pct.	Reb (O-D)	PF-DQ	A	TO	BS	S	1H-FG%	2H-FG%	Bench
H-Winthrop	56	24-32	18-52-.346	5-18-.278	15-18-.833	30 (6-24)	13-0	6	14	0	6	.350	.344	17
Clemson	78	33-45	27-62-.435	13-32-.406	11-12-.917	39 (10-29)	17-0	21	10	6	7	.367	.500	27
N-UAB	76	42-34	28-60-.467	9-22-.409	11-16-.688	39 (12-27)	23-2	14	14	2	5	.500	.429	34
Clemson	77	39-38	27-55-.491	6-19-.316	17-27-.630	26 (5-21)	16-0	16	10	7	4	.483	.500	16
N-Davidson	65	28-37	22-56-.393	9-25-.360	12-17-.706	35 (9-26)	15-0	12	9	2	5	.345	.444	24
Clemson	68	23-45	26-57-.456	12-31-.387	4-8-.500	31 (7-24)	16-0	17	10	6	3	.321	.586	27
H-Boise State	68	38-30	22-56-.393	7-23-.304	17-22-.773	25 (7-18)	18-0	9	11	1	9	.423	.367	17
Clemson	85	41-44	31-61-.508	8-15-.533	15-16-.938	40 (13-27)	18-0	15	12	6	3	.533	.484	27
H-Alcorn State	69	37-32	26-52-.500	5-14-.357	12-21-.571	28 (2-26)	17-0	8	9	3	4	.577	.423	5
Clemson	90	48-42	34-70-.486	11-29-.379	11-18-.611	42 (13-29)	15-1	26	7	2	5	.514	.457	17
A-Alabama	77	32-45	23-67-.343	11-35-.314	20-26-.769	41 (16-25)	15-0	12	7	3	7	.278	.419	12
Clemson	85	33-52	32-60-.533	11-21-.524	10-15-.66.7	41 (8-33)	22-0	12	11	7	4	.467	.601	24
A-Pittsburgh	70	26-44	25-58-.431	8-23-.348	12-22-.545	33 (10-23)	16-0	13	7	4	6	.375	.500	0
Clemson	79	37-42	28-60-.467	11-30-.367	12-15-.800	40 (11-29)	19-0	15	9	1	5	.417	.542	8
H-South Carolina	67	30-37	22-61-.361	10-30-.300	13-19-.684	38 (10-28)	15-0	13	8	3	5	.387	.333	12
Clemson	72	23-49	25-56-.446	8-18-.444	14-20-.700	42 (9-33)	16-0	13	10	7	5	.310	.593	9
N-TCU	66	35-31	19-59-.322	3-16-.188	25-33-.758	38 (15-23)	20-1	10	9	2	10	.324	.320	18
Clemson	74	36-38	24-58-.414	7-27-.259	19-24-.792	43 (13-30)	24-1	18	13	5	5	.483	.345	15
A-Memphis	79	32-47	29-67-.433	4-26-.154	17-23-.739	35 (11-24)	14-0	12	6	2	9	.371	.500	25
Clemson	77	39-38	30-61-.492	7-23-.304	10-15-.667	37 (8-29)	20-0	20	15	4	3	.500	.483	5
H-Queens	79	36-43	28-74-.378	14-42-.333	9-13-.692	33 (12-21)	15-0	12	10	2	6	.351	.405	12
Clemson	109	69-40	43-68-.632	10-19-.526	13-17-.765	42 (6-36)	10-0	24	7	6	6	.711	.533	37
H-Radford	58	23-35	22-53-.415	8-22-.364	6-7-.857	13 (2-11)	13-0	8	9	4	7	.385	.444	15
Clemson	93	49-44	34-60-.567	11-29-.379	14-14-1.000	45 (15-30)	6-0	14	13	2	7	.455	.704	23
A-Miami (Fla.)	95	35-60	35-66-.530	11-24-.458	14-15-.933	36 (8-28)	10-0	19	9	3	7	.368	.750	0
Clemson	82	35-60	31-68-.456	11-30-.367	9-9-1.000	32 (9-23)	14-1	15	11	3	5	.429	.485	8
H-North Carolina	65	34-31	25-60-.417	8-23-.348	7-12-.583	44 (14-30)	16-0	14	10	3	3	.469	.357	14
Clemson	55	34-21	21-58-.362	1-18-.056	12-16-.750	33 (9-24)	14-1	6	5	7	9	.407	.323	2
A-Virginia Tech	87	53-34	31-57-.544	13-24-.542	12-14-.857	35 (9-26)	10-0	17	11	5	7	.645	.423	39
Clemson	72	44-28	28-63-.444	9-26-.346	7-8-.875	28 (10-18)	14-0	13	11	3	4	.552	.353	13
H-Boston College	78	35-43	30-59-.508	10-25-.400	8-12-.667	23 (5-18)	16-0	11	8	0	7	.419	.607	10
Clemson	89	44-45	32-59-.542	7-20-.350	18-22-.818	38 (10-28)	14-0	10	9	4	4	.424	.692	16
H-Georgia Tech	93	30-41-11-11	31-62-.500	15-35-.429	16-20-.800	33 (9-24)	15-1	13	12	4	5	.355	.583	33
Clemson	90	32-39-11-8	29-70-.414	3-21-.143	29-38-.763	45 (22-23)	15-1	13	10	4	5	.414	.522	8
A-Florida State	67	30-37	22-54-.407	4-18-.222	19-26-.731	22 (3-19)	20-0	7	11	4	5	.414	.400	18
Clemson	78	30-48	25-49-.510	7-17-.412	21-25-.840	39 (7-32)	19-1	17	15	1	6	.423	.609	28
A-Duke	72	32-40	21-51-.412	9-21-.429	21-33-.636	33 (4-29)	17-0	8	7	4	7	.379	.455	6
Clemson	71	26-45	23-60-.383	7-23-.304	18-22-.818	42 (11-31)	20-1	14	9	2	3	.290	.483	20
H-Louisville	64	22-42	22-64-.344	2-20-.100	18-23-.783	48 (21-27)	20-1	4	16	0	7	.242	.452	12
Clemson	70	34-36	22-51-.431	5-22-.227	21-25-.840	29 (4-25)	20-1	13	13	6	4	.500	.379	5
H-Virginia	66	34-32	26-59-.441	5-15-.333	9-13-.692	38 (15-23)	17-1	9	6	4	3	.419	.464	21
Clemson	65	26-39	20-56-.357	7-20-.350	18-21-.857	33 (13-20)	11-0	9	4	2	3	.355	.360	5
A-North Carolina	76	34-42	24-65-.369	9-27-.333	19-25-.760	43 (9-34)	20-0	14	6	1	4	.314	.433	12
Clemson	80	43-37	27-68-.397	11-31-.355	15-20-.750	42 (11-31)	20-0	14	5	1	3	.485	.314	7
A-Syracuse	68	24-44	25-64-.391	7-23-.304	11-15-.733	24 (8-16)	15-0	11	8	2	14	.294	.500	13
Clemson	77	37-40	31-51-.608	6-14-.429	9-13-.692	41 (7-34)	12-0	17	21	5	5	.567	.667	12
H-Miami (Fla.)	60	30-30	22-59-.373	12-32-.375	4-5.800	34 (8-26)	12-0	17	12	2	4	.314	.458	9
Clemson	77	31-46	25-56-.446	13-30-.433	14-17-.824	36 (7-29)	6-0	18	8	2	5	.357	.536	13
H-NC State	78	39-39	27-55-.491	9-20-.450	15-22-.682	31 (5-26)	15-1	12	7	5	8	.433	.560	16
Clemson	77	35-42	27-58-.466	9-24-.375	14-17-.824	33 (8-25)	15-0	11	11	2	2	.483	.448	16
A-Georgia Tech	57	31-26	16-53-.302	6-21-.286	19-21-.905	34 (10-24)	8-0	6	9	3	0	.357	.240	17
Clemson	81	43-38	31-58-.534	14-29-.483	5-7-.714	31 (5-26)	16-0	21	5	4	4	.500	.577	11
H-Florida State	63	28-35	24-65-.369	4-19-.211	11-15-.733	36 (15-21)	24-1	7	12	2	11	.323	.412	18
Clemson	74	38-36	22-50-.478	6-22-.273	24-30-.800	39 (10-29)	18-1	9	15	9	6	.478	.407	23
H-Pittsburgh	62	31-31	20-61-.328	7-25-.280	15-20-.750	32 (10-22)	10-0	4	3	2	5	.379	.281	15
Clemson	69	27-42	23-48-.479	7-15-.467	16-21-.762	39 (5-34)	17-0	10	11	2	1	.391	.560	10
A-Notre Dame	69	31-38	24-57-.421	10-28-.357	11-14-.786	35 (5-30)	11-0	11	7	0	6	.387	.462	11
Clemson	62	34-28	23-59-.390	5-28-.179	11-14-.786	35 (7-28)	15-0	10	7	2	2	.448	.333	4
H-Syracuse	75	30-45	28-59-.475	8-22-.364	11-16-.688	26 (8-18)	16-0	9	7	0	4	.414	.533	26
Clemson	90	42-48	32-57-.561	11-26-.423	15-16-.938	33 (8-25)	14-0	17	10	3	5	.515	.625	4
A-Wake Forest	81	34-47	29-50-.580	9-21-.429	14-16-.875	25 (3-22)	14-0	15	13	2	5	.519	.652	10
Clemson	76	28-48	26-56-.464	9-26-.346	15-16-.938	23 (6-17)	17-1	11	10	0	9	.375	.583	12
N-Boston College	76	40-36	25-58-.431	10-29-.345	16-16-1.000	43 (13-30)	16-0	12	9	3	5	.382	.500	12
Clemson	55	28-27	19-54-.352	4-20-.200	13-17-.765	27 (8-19)	15-0	10	8	3	4	.370	.333	7
N-New Mexico	56	28-28	19-64-.297	3-23-.130	15-23-.652	42 (17-25)	16-1	6	13					

2024 NCAA TOURNAMENT STATS



2023-24 Clemson Men's Basketball Combined Team Statistics Specific games

Page 1/1
as of Mar 31, 2024

Game Records

Record	Overall	Home	Away	Neutral
ALL GAMES	3-1	0-0	0-0	3-1
CONFERENCE	0-0	0-0	0-0	0-0
NON-CONFERENCE	3-1	0-0	0-0	3-1

Score by Periods

Team	1st	2nd	OT	TOT
Clemson	148	160	0	308
Opponents	119	162	0	281

Team Box Score

No.	Player				Total		3-Point		F-Throw		Rebounds				PF DQ A TO BLK STL PTS AVG							
		GP-GS	MIN	AVG	FG-FGA	FG%	3FG-3FGA	3FG%	FT-FTA	FT%	OFF	DEF	TOT	AVG	PF	DQ	A	TO	BLK	STL	PTS	AVG
1	HUNTER, Chase	4-4	139:56	35.0	26-52	.500	5-20	.250	14-19	.737	3	14	17	4.3	8	0	23	10	3	8	71	17.8
4	SCHIEFFELIN, Ian	4-4	124:57	31.2	22-41	.537	4-12	.333	11-18	.611	7	29	36	9.0	11	0	8	5	2	2	59	14.8
24	HALL, PJ	4-4	94:60	23.7	22-49	.449	4-13	.308	8-12	.667	3	15	18	4.5	17	2	3	12	1	2	56	14.0
11	GIRARD III, Joseph	4-4	136:33	34.1	14-39	.359	9-28	.321	6-9	.667	0	9	9	2.3	6	0	14	4	0	1	43	10.8
10	GODFREY, RJ	4-0	65:34	16.4	12-20	.600	1-1	1.000	8-8	1.000	3	10	13	3.3	14	1	3	2	3	2	33	8.3
5	CLARK, Jack	4-4	129:25	32.4	9-17	.529	3-7	.429	6-8	.750	8	15	23	5.8	11	0	8	2	2	4	27	6.8
21	WIGGINS, Chauncey	4-0	53:08	13.3	6-15	.400	3-5	.600	0-0	.000	1	3	4	1.0	5	0	2	0	1	1	15	3.8
2	HUNTER, Dillon	4-0	47:36	11.9	2-5	.400	0-3	.000	0-1	.000	0	7	7	1.8	6	0	3	0	0	1	4	1.0
13	LATIFF, Andrew	1-0	01:04	1.1	0-0	.000	0-0	.000	0-0	.000	0	1	1	1.0	0	0	0	0	0	0	0	0.0
0	BEADLE, Josh	2-0	04:36	2.3	0-0	.000	0-0	.000	0-0	.000	0	0	0	0.0	1	0	0	0	0	0	0	0.0
32	NAUSEEF, Daniel	1-0	01:08	1.1	0-0	.000	0-0	.000	0-0	.000	0	0	0	0.0	1	0	0	0	0	0	0	0.0
20	KELLY, Matt	1-0	01:04	1.1	0-0	.000	0-0	.000	0-0	.000	0	0	0	0.0	0	0	0	1	0	0	0	0.0
Team											6	8	14					2				
Total		4	800		113-238	.475	29-89	.326	53-75	.707	31	111	142	35.5	80	3	64	38	12	21	308	77.0
Opponents		4	800		94-247	.381	30-111	.270	63-96	.656	61	102	163	40.8	65	1	47	45	14	23	281	70.3

Team Statistics

	CU	OPP
Scoring	308	281
Points per game	77.0	70.3
Scoring margin	+6.8	-
Field goals-att	113-238	94-247
Field goal pct	.475	.381
3 point fg-att	29-89	30-111
3-point FG pct	.326	.270
3-pt FG made per game	7.3	7.5
Free throws-att	53-75	63-96
Free throw pct	.707	.656
F-Throws made per game	13.3	15.8
Rebounds	142	163
Rebounds per game	35.5	40.8
Rebounding margin	-5.3	-
Assists	64	47
Assists per game	16.0	11.8
Turnovers	38	45
Turnovers per game	9.5	11.3
Turnover margin	+1.8	-
Assist/turnover ratio	1.7	1.0
Steals	21	23
Steals per game	5.3	5.8
Blocks	12	14
Blocks per game	3.0	3.5
Winning streak	0	-
Home win streak	0	-
Attendance	0	0
Home games-Avg/Game	0-0	0-0
Neutral site-Avg/Game	-	4-16278

Team Results

Date	Opponent		Score	Att.
03/22/2024	vs New Mexico	W	77-56	12754
03/24/2024	vs Baylor	W	72-64	13506
03/28/2024	vs Arizona	W	77-72	19625
03/30/2024	vs Alabama	L	82-89	19227



2023-24 BOXSCORES

1

Official Basketball Box Score - Final
Winthrop at Clemson
110623 Littlejohn Coliseum, Clemson
2023-24 Clemson Men's Basketball

Game Time: 7:00 PM
Game Duration: 1:58
Attendance: 6,361

Officials: Ted Valentine, Justin Fortfield, JD Rals

Winthrop - 56

Record: 0-1

NO.	Name	Min	FG	3P	FT	Rebounds	Fouls	TP	AS	TO	ST	Blocks	BS	BA	+/-			
			M-A	M-A	M-A	OR DR TOT	PF	FD				BS	BA					
12	K.J. Doucet	F	27:39	3-10	2-7	4-4	0	3	3	1	3	12	0	3	0	-22		
33	Chase Claxton	F	23:00	1-2	0-0	2-3	0	3	3	1	2	4	0	0	1	0	-14	
40	Alex Timmerman	F	27:00	1-4	0-0	4-5	2	5	7	1	3	6	1	0	0	1	-9	
10	Nick Johnson	G	22:07	1-7	0-1	0-0	0	1	1	2	1	2	0	2	2	0	-14	
11	Kasen Harrison	G	32:46	5-10	2-2	3-4	0	4	4	3	4	15	2	2	0	1	-16	
0	SivCere McMahon		28:32	2-8	1-7	2-2	0	2	2	3	1	7	1	3	1	0	-16	
4	Kelton Talford		22:51	3-5	0-0	0-0	2	2	2	2	2	6	1	4	0	0	-10	
2	Xavier McKay		14:22	2-6	0-1	0-0	2	3	5	0	1	4	1	0	1	0	-1	
5	Yoro Diallo		01:43	0-0	0-0	0-0	0	0	0	0	0	0	0	0	0	0	-6	
Team						2	1	3				0						
Totals				18-52	5-18	15-18	6	24	30	13	17	56	6	14	5	0	6	-22

Shooting By Period

1st FG%	3-9	33.3%
3PT%	7-10	70%
FT%	15-32	34.4%
2nd FG%	2-9	22.2%
3PT%	8-8	100%
GM FG%	18-52	34.6%
3PT%	5-18	27.8%
FT%	15-18	83.3%

Dead Ball Rebounds: 1, 2

Clemson - 78

Record: 1-0

NO.	Name	Min	FG	3P	FT	Rebounds	Fouls	TP	AS	TO	ST	Blocks	BS	BA	+/-			
			M-A	M-A	M-A	OR DR TOT	PF	FD				BS	BA					
4	Ian Schieffelin	F	23:08	5-8	2-3	4-4	3	4	7	2	16	0	1	1	0	6		
21	Chauncey Wiggins	F	16:38	1-5	0-2	0-0	1	5	6	2	1	3	0	1	0	8		
24	PJ Hall	F	20:27	8-15	2-6	2-2	3	2	5	2	20	2	2	1	1	0	19	
1	Chase Hunter	G	28:16	2-8	2-6	4-4	0	1	1	2	10	2	1	1	0	9		
11	Joseph Girard III	G	25:33	1-5	1-4	0-0	2	2	1	1	3	4	1	1	0	4		
5	Jack Clark	G	18:28	2-5	2-4	0-0	1	4	5	1	0	6	2	0	1	1	11	
10	RJ Godfrey		18:57	5-10	1-1	1-2	1	4	5	3	12	1	0	1	0	11		
2	Dillon Hunter		12:09	0-1	0-1	0-0	0	4	4	1	1	0	3	1	0	0	13	
12	Alex Hemerway		20:33	3-4	3-4	0-0	0	0	0	1	2	9	3	1	0	1	0	19
33	Bas Leyte		14:20	0-0	0-0	0-0	0	3	3	2	1	0	2	0	1	0	0	11
0	Josh Beadle		04:31	0-1	0-1	0-0	0	0	0	0	0	0	0	0	0	0	0	-1
Team						1	0	1				0						
Totals				27-62	13-32	11-12	10	29	39	17	13	78	21	10	7	6	0	22

Shooting By Period

1st FG%	11-30	36.7%
3PT%	5-14	35.7%
FT%	6-6	100%
2nd FG%	16-32	50.0%
3PT%	8-18	44.4%
FT%	5-6	83.3%
GM FG%	27-62	43.5%
3PT%	13-32	40.6%
FT%	11-12	91.7%

Dead Ball Rebounds: 0, 1

	WIN		CU		Points from Turnovers	W	C	Period by Period Scoring				
	1st	2nd	TOT	1st				2nd	TOT			
Biggest lead	0 (1st 20:00)	24 (2nd 5:18)			8	11						
Best Scoring Run	7 (2nd 12:55)	8 (2nd 18:53)			26	26						
Lead Changes	0	0			7	6						
Times Tied	0	0			9	9						
Time with Lead	00:00	38:46			17	27						

2

Official Basketball Box Score - Final
Clemson at UAB
11/10/23 Harrah's Cherokee Center, Asheville, N.C.
2023-24 Men's Basketball

Game Time: 9:30 PM
Game Duration: 2:20
Attendance: 3,319

Officials: Byron Jarrett, Tommy Morsey, Brian McClint

Clemson - 77

Record: 2-0

NO.	Name	Min	FG	3P	FT	Rebounds	Fouls	TP	AS	TO	ST	Blocks	BS	BA	+/-			
			M-A	M-A	M-A	OR DR TOT	PF	FD				BS	BA					
4	Ian Schieffelin	F	21:37	3-5	1-2	1-1	0	2	2	1	2	8	4	0	0	2	-2	
21	Chauncey Wiggins	F	18:59	1-3	1-1	1-4	1	1	2	1	2	4	0	1	0	1	0	1
24	PJ Hall	F	34:36	11-18	2-4	3-5	2	7	9	3	6	27	2	1	2	3	0	1
1	Chase Hunter	G	34:41	6-11	1-2	3-4	0	1	1	4	3	16	4	3	0	0	1	2
11	Joseph Girard III	G	26:30	1-4	1-3	3-4	1	1	2	2	2	6	2	3	1	0	0	4
10	RJ Godfrey		16:02	1-2	0-0	4-6	1	1	2	3	3	6	0	0	0	0	1	-1
5	Jack Clark		13:36	1-3	0-2	2-3	0	2	2	1	2	4	0	0	0	1	0	7
2	Dillon Hunter		14:29	2-5	0-2	0-0	0	1	1	0	0	4	3	1	0	0	0	8
12	Alex Hemerway		17:39	0-3	0-3	0-0	0	2	2	1	3	0	1	1	0	1	0	-5
33	Bas Leyte		01:50	1-1	0-0	0-0	0	1	1	0	0	2	0	0	0	0	0	2
Team						0	2	2				0						
Totals				27-55	6-19	17-27	5	21	26	16	23	77	16	10	4	7	2	1

Shooting By Period

1st FG%	14-29	48.3%
3PT%	10-14	71.4%
FT%	10-14	71.4%
2nd FG%	13-26	50.0%
3PT%	5-9	55.6%
FT%	7-13	53.8%
GM FG%	27-55	49.1%
3PT%	6-19	31.6%
FT%	17-27	63.0%

Dead Ball Rebounds: 6, 0

UAB - 76

Record: 0-2

NO.	Name	Min	FG	3P	FT	Rebounds	Fouls	TP	AS	TO	ST	Blocks	BS	BA	+/-			
			M-A	M-A	M-A	OR DR TOT	PF	FD				BS	BA					
0	Javian Davis	F	17:25	2-3	0-0	4-4	2	4	6	5	3	8	2	3	0	0	1	7
3	Yaxel Landeberg	F	14:35	2-5	0-0	2-2	2	3	5	5	1	6	1	3	0	1	0	-6
4	Eric Gaines	G	33:03	7-17	3-8	1-2	1	1	2	1	3	18	3	2	4	0	1	-4
5	James White	G	12:50	2-4	0-0	0-0	0	1	1	1	1	4	0	1	0	0	1	11
12	Tony Toney	G	21:35	2-5	1-3	1-2	0	1	1	1	2	6	2	1	0	0	1	-6
2	Daniel Ortiz		12:29	1-4	0-2	1-2	0	1	1	0	1	3	1	0	0	0	0	-1
10	Alejandro Vasquez		14:42	4-5	1-2	2-4	1	2	3	4	3	11	0	1	0	0	0	-2
13	Christian Coleman		15:12	0-0	0-0	0-0	0	3	3	0	1	0	0	0	0	0	0	-5
25	Will Shaver		13:53	0-2	0-0	0-0	0	1	5	6	3	0	0	0	0	0	0	2
22	Efrem Johnson		25:21	7-11	3-5	0-0	1	2	3	2	1	17	3	0	0	1	0	-1
22	Barry Dunning Jr.		18:55	1-4	1-2	0-0	0	1	1	1	0	3	1	0	1	0	1	1
Team						4	3	7				0						
Totals				28-60	9-22	11-16	12	27	39	23	16	76	14	14	5	2	7	-1

Shooting By Period

1st FG%	16-32	50.0%
3PT%	5-12	41.7%
FT%	5-6	83.3%
2nd FG%	12-28	42.9%
3PT%	4-10	40.0%
FT%	6-10	60%
GM FG%	28-60	46.7%
3PT%	9-22	40.9%
FT%	11-16	68.8%

Dead Ball Rebounds: 4, 0

	CLEM		UAB		Points from Turnovers	W	C	Period by Period Scoring				
	1st	2nd	TOT	1st				2nd	TOT			
Biggest lead	8 (1st 11:17)	9 (2nd 17:30)			12	19						
Best Scoring Run	14 (2nd 9:48)	10 (1st 4:49)			24	22						
Lead Changes	14	7			17	17						
Times Tied	6	10			13	13						
Time with Lead	17:11	19:48			16	34						

3

Official Basketball Box Score - Final
Davidson at Clemson
11/12/23 Harrah's Cherokee Center, Asheville
2023-24 Men's Basketball

Game Time: 3:00 PM
Game Duration: 1:52
Attendance: 3,129

Officials: Tony Henderson, Byron Jarrett, Brian McClint

Davidson - 65

Record: 2-1

NO.	Name	Min	FG	3P	FT	Rebounds	Fouls	TP	AS	TO	ST	Blocks	BS	BA	+/-			
			M-A	M-A	M-A	OR DR TOT	PF	FD				BS	BA					
1	Reed Bailey	F	26:56	1-5	0-1	4-4	0	5	5	1	3	6	2	1	0	0	0	1
42	David Skogman	F	22:49	3-7	2-5	0-0	1	2	3	2	1	8	1	2	0	0	0	-12
5	Grant Huffman	G	38:16	4-10	2-2	2-2	3	4	7	1	2	12	5	2	1	0	1	0
14	Angelo Brizzi	G	29:11	2-11	0-5	2-2	0	2	2	4	2	6	1	0	1	1	3	0
23	Connor Kochera	G	19:00	3-4	1-2	2-4	0	1	1	0	2	9	3	1	0	0	0	1
2	Bobby Durkin		12:51	3-6	1-4	0-0	1	5	6	4	0	7	0	0	1	0	14	
15	Sean Logan		20:06	2-4	0-1	2-5	3	4	7	2	5	6	0	1	0	1	0	4
3	Achille Spadone		07:36	1-2	0-0	0-0	0	0	0	1	0	2	0	2	0	0	0	-8
12	Hunter Adam		17:07	3-4	3-4	0-0	1	1	2	0	1	9	0	0	1	0	0	-3
0	Jarvis Moss		03:53	0-2	0-1	0-0	0	0	0									

2023-24 BOXSCORES

5

Official Basketball Box Score - Final
Alcorn at Clemson
11/24/23 Littlejohn Coliseum, Clemson
2023-24 Clemson Men's Basketball

Game Time: 8:00 PM
Game Duration: 1:52
Attendance: 5,791

Officials: Lee Cassell, Clarence Armstrong, Adam Florio

Alcorn - 69													Record: 1-7																															
NO.	Name	Min	FG	3P	FT	Rebounds	Fouls	TP	AS	TO	ST	Blocks	+/-	Shooting By Period																														
			M-A	M-A	M-A	OR DR TOT	PF	FD				BS	BA	1st	2nd	3rd	4th	OT	TOT	1st	2nd	3rd	4th	OT																				
12	Dekedran Thorn	F 25:55	5-11	2-4	0-0	0	1	1	3	1	12	0	1	1	0	0	0	0	0	0	1st FG% 15-26 57.7%	3PT% 3-8 37.5%	FT% 4-8 50%	2nd FG% 11-26 42.3%	3PT% 2-6 33.3%	FT% 8-13 61.5%																		
13	Jeremiah Kendall	F 23:20	3-7	0-0	4-6	0	2	2	1	3	10	1	1	2	1	0	0	0	0	0	1st FG% 11-26 42.3%	3PT% 2-6 33.3%	FT% 8-13 61.5%	2nd FG% 11-26 42.3%	3PT% 2-6 33.3%	FT% 8-13 61.5%																		
15	Djahi Binet	F 26:43	5-5	0-0	2-2	2	6	8	3	1	12	0	0	0	2	0	0	0	0	0	1st FG% 11-26 42.3%	3PT% 2-6 33.3%	FT% 8-13 61.5%	2nd FG% 11-26 42.3%	3PT% 2-6 33.3%	FT% 8-13 61.5%																		
9	Jaykie Gaines-Wyatt	G 29:59	6-9	0-0	1-2	0	1	1	1	2	13	3	4	0	0	0	0	0	0	0	1st FG% 11-26 42.3%	3PT% 2-6 33.3%	FT% 8-13 61.5%	2nd FG% 11-26 42.3%	3PT% 2-6 33.3%	FT% 8-13 61.5%																		
10	Jeremiah Gambrell	G 26:10	5-11	3-7	4-4	0	1	1	1	2	17	2	0	0	0	0	0	0	0	0	1st FG% 11-26 42.3%	3PT% 2-6 33.3%	FT% 8-13 61.5%	2nd FG% 11-26 42.3%	3PT% 2-6 33.3%	FT% 8-13 61.5%																		
11	Rodrique Massenaat	F 10:51	0-1	0-0	0-0	0	1	1	3	0	0	0	0	0	0	0	0	0	0	0	1st FG% 11-26 42.3%	3PT% 2-6 33.3%	FT% 8-13 61.5%	2nd FG% 11-26 42.3%	3PT% 2-6 33.3%	FT% 8-13 61.5%																		
3	Jalen Hawkins	F 16:17	1-5	0-1	0-2	0	2	2	0	3	2	0	0	0	1	0	0	0	0	0	1st FG% 11-26 42.3%	3PT% 2-6 33.3%	FT% 8-13 61.5%	2nd FG% 11-26 42.3%	3PT% 2-6 33.3%	FT% 8-13 61.5%																		
7	Alex Tsytynkevich	F 15:01	1-1	0-0	0-3	0	8	8	3	2	2	1	1	0	0	0	0	0	0	0	1st FG% 11-26 42.3%	3PT% 2-6 33.3%	FT% 8-13 61.5%	2nd FG% 11-26 42.3%	3PT% 2-6 33.3%	FT% 8-13 61.5%																		
4	Roderick Jones	F 16:11	0-2	0-1	0-0	0	2	2	1	0	1	0	0	0	0	0	0	0	0	0	1st FG% 11-26 42.3%	3PT% 2-6 33.3%	FT% 8-13 61.5%	2nd FG% 11-26 42.3%	3PT% 2-6 33.3%	FT% 8-13 61.5%																		
14	Cameron Butler	G 09:33	0-0	0-0	1-2	0	2	2	0	1	1	0	0	0	0	0	0	0	0	0	1st FG% 11-26 42.3%	3PT% 2-6 33.3%	FT% 8-13 61.5%	2nd FG% 11-26 42.3%	3PT% 2-6 33.3%	FT% 8-13 61.5%																		
Team						0			0			0			2																													
Totals			26-52			5-14			12-21			2			26			28			17			15			69			8			9			4			3			2		

Technical Fouls: Coach 1 3rd 8:33

Clemson - 90													Record: 5-0																												
NO.	Name	Min	FG	3P	FT	Rebounds	Fouls	TP	AS	TO	ST	Blocks	+/-	Shooting By Period																											
			M-A	M-A	M-A	OR DR TOT	PF	FD				BS	BA	1st	2nd	3rd	4th	OT	TOT	1st	2nd	3rd	4th	OT																	
4	Ian Schieffelin	F 22:59	4-6	0-0	0-0	2	7	9	1	0	8	2	2	0	0	0	1	13	13	1st FG% 18-35 51.4%	3PT% 8-14 57.1%	FT% 4-9 44.4%	2nd FG% 16-35 45.7%	3PT% 3-15 20.0%	FT% 7-9 77.8%																
5	Jack Clark	F 15:13	2-5	1-4	0-0	1	1	2	2	0	5	1	0	0	0	0	6	6	6	1st FG% 18-35 51.4%	3PT% 8-14 57.1%	FT% 4-9 44.4%	2nd FG% 16-35 45.7%	3PT% 3-15 20.0%	FT% 7-9 77.8%																
24	PJ Hall	F 34:46	11-18	2-5	5-6	3	7	10	1	7	29	4	1	0	2	1	19	19	19	1st FG% 18-35 51.4%	3PT% 8-14 57.1%	FT% 4-9 44.4%	2nd FG% 16-35 45.7%	3PT% 3-15 20.0%	FT% 7-9 77.8%																
1	Chase Hunter	G 31:21	6-10	3-5	3-4	2	3	2	1	3	18	7	1	2	0	0	22	22	22	1st FG% 18-35 51.4%	3PT% 8-14 57.1%	FT% 4-9 44.4%	2nd FG% 16-35 45.7%	3PT% 3-15 20.0%	FT% 7-9 77.8%																
11	Joseph Girard III	G 29:53	4-13	3-9	2-3	1	3	4	1	2	13	4	1	0	0	0	22	22	22	1st FG% 18-35 51.4%	3PT% 8-14 57.1%	FT% 4-9 44.4%	2nd FG% 16-35 45.7%	3PT% 3-15 20.0%	FT% 7-9 77.8%																
10	RJ Godfrey	G 19:30	3-6	0-0	1-3	1	4	5	5	3	7	1	1	0	1	6	6	6	6	1st FG% 18-35 51.4%	3PT% 8-14 57.1%	FT% 4-9 44.4%	2nd FG% 16-35 45.7%	3PT% 3-15 20.0%	FT% 7-9 77.8%																
21	Chauncey Wiggins	G 09:08	1-2	0-1	0-0	0	1	1	0	1	2	0	0	0	0	0	10	10	10	1st FG% 18-35 51.4%	3PT% 8-14 57.1%	FT% 4-9 44.4%	2nd FG% 16-35 45.7%	3PT% 3-15 20.0%	FT% 7-9 77.8%																
33	Bas Leyte	G 00:49	0-0	0-0	0-0	0	0	0	0	0	0	0	0	0	0	0	0	0	0	1st FG% 18-35 51.4%	3PT% 8-14 57.1%	FT% 4-9 44.4%	2nd FG% 16-35 45.7%	3PT% 3-15 20.0%	FT% 7-9 77.8%																
2	Dillon Hunter	F 24:41	1-4	1-2	0-0	0	3	3	2	0	3	4	0	2	0	0	9	9	9	1st FG% 18-35 51.4%	3PT% 8-14 57.1%	FT% 4-9 44.4%	2nd FG% 16-35 45.7%	3PT% 3-15 20.0%	FT% 7-9 77.8%																
12	Alex Hernerway	G 10:03	1-3	1-2	0-2	0	0	0	1	0	3	0	0	0	0	0	1	1	1	1st FG% 18-35 51.4%	3PT% 8-14 57.1%	FT% 4-9 44.4%	2nd FG% 16-35 45.7%	3PT% 3-15 20.0%	FT% 7-9 77.8%																
0	Josh Beadle	G 07:16	1-2	0-0	0-0	0	1	1	1	0	2	1	0	0	0	0	3	3	3	1st FG% 18-35 51.4%	3PT% 8-14 57.1%	FT% 4-9 44.4%	2nd FG% 16-35 45.7%	3PT% 3-15 20.0%	FT% 7-9 77.8%																
13	Andrew Latiff	G 10:07	0-1	0-1	0-0	0	0	0	0	0	0	0	0	0	0	0	0	0	0	1st FG% 18-35 51.4%	3PT% 8-14 57.1%	FT% 4-9 44.4%	2nd FG% 16-35 45.7%	3PT% 3-15 20.0%	FT% 7-9 77.8%																
20	Matt Kelly	G 01:07	0-0	0-0	0-0	0	0	0	0	0	0	0	0	0	0	0	0	0	0	1st FG% 18-35 51.4%	3PT% 8-14 57.1%	FT% 4-9 44.4%	2nd FG% 16-35 45.7%	3PT% 3-15 20.0%	FT% 7-9 77.8%																
32	Daniel Nauseef	G 01:07	0-0	0-0	0-0	0	1	1	0	0	0	0	0	0	0	0	0	0	0	1st FG% 18-35 51.4%	3PT% 8-14 57.1%	FT% 4-9 44.4%	2nd FG% 16-35 45.7%	3PT% 3-15 20.0%	FT% 7-9 77.8%																
Team						3			4			0			1																										
Totals			34-70			11-29			11-18			13			29			42			15			26			7			5			2			3			21		

Technical Fouls: NONE

ASU		CU		Points from		ASU		CU		Period by Period Scoring			
Biggest lead	0 (1st 20:00)	23 (2nd 5:11)	Turnovers	4	15	1st	2nd	TOT	ASU	CU	TOT		
Best Scoring Run	6 (1st 15:37)	9 (2nd 19:11)	Paint	26	44	ASU	37	32	69	CU	48	42	90
Lead Changes	0	2	Second Chance	4	11	Fast Breaks	8	5					
Times Tied	6	2	Bench	5	17								
Time with Lead	00:00	39:13											



6

Official Basketball Box Score - Final
Clemson at Alabama
11/28/23 Coleman Coliseum, Tuscaloosa
2023-24 Clemson Men's Basketball

Game Time: 8:30 PM
Game Duration: 2:18
Attendance: 10,755

Officials: Joe Lindsay, Don Daly, Steven Anderson

Clemson - 85													Record: 6-0																
NO.	Name	Min	FG	3P	FT	Rebounds	Fouls	TP	AS	TO	ST	Blocks	+/-	Shooting By Period															
			M-A	M-A	M-A	OR DR TOT	PF	FD				BS	BA	1st	2nd	3rd	4th	OT	TOT	1st	2nd	3rd	4th	OT					
4	Ian Schieffelin	F 29:35	4-9	0-1	1-3	3	11	14	1	4	9	2	4	0	2	0	1	1	1	1st FG% 14-30 46.7%	3PT% 3-10 30.0%	FT% 1-4 25.0%	2nd FG% 18-30 60.0%	3PT% 8-11 72.7%	FT% 8-12 66.7%				
24	PJ Hall	F 21:15	6-11	3-5	6-7	2	6	8	4	6	21	2	1	1	4	0	0	0	0	0	1st FG% 14-30 46.7%	3PT% 3-10 30.0%	FT% 1-4 25.0%	2nd FG% 18-30 60.0%	3PT% 8-11 72.7%	FT% 8-12 66.7%			
1	Chase Hunter	G 26:56	6-11	3-5	0-0	0	3	3	2	0	15	1	2	0	0	1	8	8	8	1st FG% 14-30 46.7%	3PT% 3-10 30.0%	FT% 1-4 25.0%	2nd FG% 18-30 60.0%	3PT% 8-11 72.7%	FT% 8-12 66.7%				
11	Joseph Girard III	G 33:03	5-10	4-7	2-2	0	2	2	2	1	16	4	1	2	0	1	13	13	13	1st FG% 14-30 46.7%	3PT% 3-10 30.0%	FT% 1-4 25.0%	2nd FG% 18-30 60.0%	3PT% 8-11 72.7%	FT% 8-12 66.7%				
0	Josh Beadle	G 11:39	3-3	0-0	0-1	0	0	0	0	1	6	0	2	0	0	0	4	4	4	1st FG% 14-30 46.7%	3PT% 3-10 30.0%	FT% 1-4 25.0%	2nd FG% 18-30 60.0%	3PT% 8-11 72.7%	FT% 8-12 66.7%				
2	Dillon Hunter	F 18:01	1-4	1-1	0-1	1	3	4	1	3	1	0	1	0	0	1	9	9	9	1st FG% 14-30 46.7%	3PT% 3-10 30.0%	FT% 1-4 25.0%	2nd FG% 18-30 60.0%	3PT% 8-11 72.7%	FT% 8-12 66.7%				
10	RJ Godfrey	F 14:23	5-6	0-0	1-1	0	3	3	4	2	11	1	0	0	0	0	13	13	13	1st FG% 14-30 46.7%	3PT% 3-10 30.0%	FT% 1-4 25.0%	2nd FG% 18-30 60.0%	3PT% 8-11 72.7%	FT% 8-12 66.7%				
21	Chauncey Wiggins	F 16:37	1-4	0-1	0-0	0	4	4	1	0	2	1	0	0	0	0	13	13	13	1st FG% 14-30 46.7%	3PT% 3-10 30.0%	FT% 1-4 25.0%	2nd FG% 18-30 60.0%	3PT% 8-11 72.7%	FT% 8-12 66.7%				
33	Bas Leyte	F 14:23	1-1	0-0	0-0	0	2	1	3	2	0	0	0	0	0	0	7	7	7	1st FG% 14-30 46.7%	3PT% 3-10 30.0%	FT% 1-4 25.0%	2nd FG% 18-30 60.0%	3PT% 8-11 72.7%	FT% 8-12 66.7%				
Team						0			0			0			0														
Totals			32-60			11-21			10-15			8			33			41			22			15			8		

2023-24 BOXSCORES

9

Official Basketball Box Score - Final
TCU at Clemson
 12/20/23 Coca-Cola Coliseum, Clemson
 2023-24 Men's Basketball

Game Time: 4:25 PM
 Game Duration: 2:14
 Attendance: 5,281

Officials: Mark Schnur, Tyler Kumpf, Alfred Smith

TCU - 66 Record: 7-1

NO. Name	Min	FG	3P	FT	Rebounds	Fouls	TP	AS	TO	ST	Blocks	+/-			
		M/A	M/A	M/A	OR DR TOT	PF	FF	FD	TS	TS	BS BA				
2 Emanuel Miller	F 36:46	5-13	0-3	6-8	2 4 6	7	16	2	1	1	1	1	5		
21 Jakoba Coles	F 23:05	3-10	0-1	0-0	3 1 4	5	0	1	0	1	2	6			
8 Ernest Udeh Jr.	C 16:47	0-0	0-0	4-8	6 4 10	2	5	4	0	1	1	0	8		
0 Micah Peavy	G 29:17	4-11	0-2	4-4	3 5 8	1	3	12	1	1	3	0	1	5	
4 Jameer Nelson Jr.	G 35:31	2-12	0-5	6-7	0 0 0	3	2	10	2	1	3	0	1	3	
3 Avery Anderson III	G 08:00	1-2	0-0	0-0	0 0 0	3	1	2	2	1	1	0	0	-12	
12 Xavier Cork	08:00	0-1	0-0	1-2	1 1 2	1	1	0	2	0	0	0	0	-7	
11 Trevian Tennyson	17:05	2-4	1-3	0-0	0 1 1	3	0	5	1	0	0	0	0	-14	
5 Chuck O'Barron	09:53	2-3	2-2	0-0	0 0 0	1	1	8	0	0	1	0	0	-12	
44 Essam Mostafa	12:05	0-1	0-0	2-2	0 5 5	1	1	2	0	1	0	0	0	-12	
Team					0 0 0	0	0	0	0	0	0	0	0		
Totals	19-59	3-16	25-33	15	23	38	20	24	68	10	9	10	2	5	-8

Technical Fouls: NONE

Clemson - 74 Record: 9-0

NO. Name	Min	FG	3P	FT	Rebounds	Fouls	TP	AS	TO	ST	Blocks	+/-			
		M/A	M/A	M/A	OR DR TOT	PF	FF	FD	TS	TS	BS BA				
4 Ian Schieffelin	F 31:48	6-8	0-0	2-3	7 2 9	3	14	5	0	1	1	1	12		
21 Chauncey Wiggins	F 23:57	2-5	1-3	2-2	0 0 0	2	1	7	1	1	0	0	0	8	
24 PJ Hall	F 23:28	6-11	2-6	3-4	1 5 6	5	17	2	1	3	3	0	0	8	
1 Chase Hunter	G 26:44	0-7	0-4	0-0	0 2 2	3	2	0	3	4	0	0	0	8	
11 Joseph Girard III	G 30:25	5-13	3-8	8-9	0 5 5	2	6	21	4	1	0	1	0	5	
2 Dillon Hunter	24:43	2-6	0-4	2-2	1 3 4	4	6	1	1	1	0	0	0	-1	
0 Josh Beadle	08:27	1-2	1-1	2-2	0 2 2	1	1	5	0	1	0	0	0	1	
10 RJ Godfrey	22:32	2-6	0-1	0-1	3 7 10	4	1	4	2	2	2	0	1	3	
33 Bas Leyte	01:55	0-0	0-1	0-1	1 0 1	0	1	0	0	0	0	0	0	3	
Team					0 4 4	0	0	0	0	0	0	0	0		
Totals	24-58	7-27	19-24	13	30	43	24	20	74	18	13	5	5	2	8

Technical Fouls: NONE

	tcu	clem
Biggest lead	4 (1 st 12:34)	16 (2 nd 3:51)
Best Scoring Run	9 (1 st 15:22)	10 (2 nd 15:06)
Lead Changes	13	
Times Tied	6	
Time with Lead	09:33	26:18

Points from Turnovers	tcu	clem
Points from Turnovers	15	11
Paint	24	30
Second Chance	13	12
Fast Breaks	19	10
Bench	18	15

Period by Period Scoring	1st	2nd	TOT
Period by Period Scoring	35	31	66
	36	38	74



11

Official Basketball Box Score - Final
Queens (NC) at Clemson
 12/22/23 Littlejohn Coliseum, Clemson
 2023-24 Clemson Men's Basketball

Game Time: 6:00 PM
 Game Duration: 1:54
 Attendance: 6,571

Officials: Jamie Luckie, AJ Desai, Tony Henderson

Queens (NC) - 79 Record: 6-8

NO. Name	Min	FG	3P	FT	Rebounds	Fouls	TP	AS	TO	ST	Blocks	+/-			
		M/A	M/A	M/A	OR DR TOT	PF	FF	FD	TS	TS	BS BA				
6 BJ McLaurin	F 28:06	6-10	4-8	2-4	1 3 4	3	3	18	4	0	0	0	-26		
5 AJ McKee	G 29:46	6-17	3-11	3-3	1 1 2	1	2	18	1	4	1	0	0	-31	
10 Bryce Cash	G 25:58	3-8	0-0	1-1	0 3 3	1	1	7	0	0	2	0	0	-25	
11 Chris Ashby	G 30:24	5-11	3-9	1-1	0 0 0	1	1	14	0	0	0	0	0	-26	
13 Dayton Albury	G 24:58	4-10	1-3	1-2	1 4 5	0	1	10	0	1	1	0	0	-23	
3 Kaihi Matthews	08:00	0-1	0-0	0-0	1 1 2	0	0	1	1	2	0	0	0	-11	
22 Jaxon Pollard	14:47	0-5	0-4	0-0	1 2 3	3	0	0	1	0	0	0	0	-1	
32 Malcolm Wilson	06:14	0-2	0-0	0-0	3 1 4	0	0	0	1	1	0	1	1	-6	
12 Logan Thraatt	11:14	3-4	3-4	1-2	0 1 1	0	1	10	2	1	0	0	0	5	
0 Kobe George	09:10	0-2	0-1	0-0	0 1 1	0	0	0	1	0	0	0	0	-6	
1 Jacobi Sebeck	09:09	1-3	0-1	0-0	0 1 1	1	0	2	1	1	0	0	0	-5	
8 Luke Krawczyk	02:14	0-1	0-1	0-0	0 1 1	1	0	0	0	1	0	0	0	5	
Team					4 2 6	0	0	0	0	0	0	0	0		
Totals	28-74	14-42	9-13	12	21	33	15	10	79	12	10	6	2	6	-30

Technical Fouls: NONE

Clemson - 109 Record: 10-1

NO. Name	Min	FG	3P	FT	Rebounds	Fouls	TP	AS	TO	ST	Blocks	+/-		
		M/A	M/A	M/A	OR DR TOT	PF	FF	FD	TS	TS	BS BA			
4 Ian Schieffelin	F 19:06	2-4	0-0	0-0	0 6 6	2	0	4	4	1	0	1	1	14
21 Chauncey Wiggins	F 23:00	5-9	1-3	2-2	1 5 6	3	1	13	1	2	1	0	0	28
24 PJ Hall	F 18:35	11-13	2-2	3-3	0 4 4	2	5	27	1	1	1	4	0	20
1 Chase Hunter	G 31:42	4-10	1-2	0-0	1 1 2	0	1	9	3	0	2	1	0	22
11 Joseph Girard III	G 24:25	6-10	4-7	3-3	1 3 4	0	1	19	6	3	0	0	1	34
0 Josh Beadle	23:55	6-9	0-0	3-4	1 3 4	0	3	19	2	1	0	0	0	17
10 RJ Godfrey	23:01	3-3	1-1	1-3	0 2 2	1	3	8	3	0	1	0	0	9
2 Dillon Hunter	23:18	3-5	1-2	0-0	1 3 4	2	0	7	3	1	0	0	0	24
33 Bas Leyte	04:49	0-1	0-0	1-2	0 0 0	0	1	1	1	0	0	0	0	-6
32 Daniel Nauseef	03:41	0-1	0-1	0-0	0 1 1	0	0	0	0	0	0	0	0	-2
13 Andrew Latiff	02:14	1-2	0-1	0-0	0 1 2	0	0	2	0	0	0	0	0	-5
20 Matt Kelly	02:14	0-1	0-0	0-0	0 0 0	0	0	0	0	0	1	0	0	-5
Team					0 7 7	0	0	0	0	0	0	0	0	
Totals	43-68	10-19	13-17	6	36	42	10	15	109	24	7	6	2	30

Technical Fouls: NONE

	QUE	CU
Biggest lead	0 (1 st 20:00)	37 (2 nd 2:31)
Best Scoring Run	6 (1 st 7:25)	14 (1 st 2:20)
Lead Changes	0	
Times Tied	1	
Time with Lead	00:00	39:27

Points from Turnovers	QUE	CU
Points from Turnovers	10	20
Paint	28	62
Second Chance	14	13
Fast Breaks	7	13
Bench	12	37

Period by Period Scoring	1st	2nd	TOT
Period by Period Scoring	36	43	79
	69	40	109



10

Official Basketball Box Score - Final
Clemson at Memphis
 12/16/23 FedExForum, Memphis
 2023-24 Men's Basketball

Game Time: 2:00 PM
 Game Duration: 2:07
 Attendance: 15,052

Officials: Terry Oglesby, Tony Greene, Lee Cassell

Clemson - 77 Record: 9-1

NO. Name	Min	FG	3P	FT	Rebounds	Fouls	TP	AS	TO	ST	Blocks	+/-			
		M/A	M/A	M/A	OR DR TOT	PF	FF	FD	TS	TS	BS BA				
4 Ian Schieffelin	F 29:19	5-7	1-1	0-2	2 9 11	4	2	11	6	1	0	0	0	3	
21 Chauncey Wiggins	F 33:50	9-12	0-6	0-0	2 5 7	2	0	19	2	2	0	0	1	3	
24 PJ Hall	F 34:45	9-19	0-4	3-4	1 2 3	3	5	21	2	5	2	3	1	0	
1 Chase Hunter	G 26:29	3-11	1-4	6-7	1 2 3	2	1	5	13	1	0	1	0	-11	
11 Joseph Girard III	G 37:17	3-8	2-6	0-0	0 9 9	4	1	8	4	2	0	0	0	7	
0 Josh Beadle	02:12	0-1	0-1	0-0	0 0 0	0	0	1	0	0	0	0	0	-7	
10 RJ Godfrey	04:53	1-1	0-0	0-0	0 0 0	0	0	3	0	2	0	0	0	-10	
2 Dillon Hunter	29:51	1-2	0-1	1-2	1 3 4	2	1	3	5	0	1	0	0	4	
33 Bas Leyte	01:24	0-0	0-0	0-0	0 0 0	0	0	0	0	0	1	0	0	0	
Team					1 0 1	0	0	0	0	0	0	0	0		
Totals	30-61	7-23	10-15	8	29	37	20	14	77	20	15	3	4	2	2

Technical Fouls: NONE

Memphis - 79 Record: 8-2

NO. Name	Min	FG	3P	FT	Rebounds	Fouls	TP	AS	TO	ST	Blocks	+/-				
		M/A	M/A	M/A	OR DR TOT	PF	FF	FD	TS	TS	BS BA					
2 Nick Jourdain	F 21:43	5-6	1-2	0-0	3 1 4	4	2	11	0	1	1	2	0	0		
4 Ashton Hardaway	F 05:59	0-1	0-1	0-0	0 0 0	0	0	1	0	0	0	0	0	-8		
8 David Jones	F 32:50	6-14	1-5	9-12	2 4 6	2	6	22	2	1	1	0	0	0		
23 Malcolm Dandridge	C 19:29	2-8	0-0	0-0	1 8 9	2	0	4	1	1	2	0	1	0		
11 Jahvon Quinerly	G 32:48	6-14	1-6	4-4	0 2 2	0	2	0	2	17	6	1	3	0	1	8
9 Caleb Mills	29:05	1-6	0-4	2-5	1 4 5	0	7	4	0	1	1	0	0	-5		
10 Jaykwon Walton	27:31	4-12	0-6	2-2	1 2 3	4	1	10	2	1	0	0	0	-11		
1 Jaylon Young	16:33	3-3	1-1	0-0	2 2 4	1	2	7	1	0	1	0	0	5		
25 Jayden Hardaway	14:02	2-3	0-1	0-0	0 0 0	0	0	0	0	0	0	0	0	0	11	
Team					1 1 2	0	0	0	0	0	0	0	0			
Totals	29-67	4-26	17-23	11	24	35	14	20	79	12	6	9	2	4	2	

Technical Fouls: NONE

	CLE	MEM
Biggest lead	10 (1 st 3:23)	5 (2 nd 15:29)
Best Scoring Run	9 (1 st 6:21)	10 (2 nd 16:53)
Lead Changes	9	
Times Tied	6	
Time with Lead	22:22	14:16

Points from Turnovers	CLE	MEM
Points from Turnovers	10	17
Paint	42	44
Second Chance	4	14
Fast Breaks	9	11
Bench	5	25

Period by Period Scoring	1st	2nd	TOT
Period by Period Scoring	38	38	77
	32	47	79

2023-24 BOXSCORES

17

Official Basketball Box Score - Final
Georgia Tech at Clemson
01/16/24 Littlejohn Coliseum, Clemson
2023-24 Clemson Men's Basketball

Game Time: 9:00 PM
Game Duration: 2:51
Attendance: 7,217

Officials: Roger Ayers, Lee Cassel, Lamar Simpson

Georgia Tech - 93

Record: 9-8 (2-4)

NO. Name	Min	FG M-A	3P M-A	FT M-A	Rebounds OR DR TOT	Fouls PF FD	TP	AS	TO	ST	Blocks BS BA	+/-
11 Baye Ndongo	F 40:50	4-8	0-0	3-5	2 8 10	5 4	11	1	5	1	1 0 8	
10 Ebenezer Douwona	C 06:07	0-0	0-0	0-0	0 1 1	1 0	0	0	0	0	0 0 -4	
2 Nathian George	G 36:46	8-13	4-7	0-0	0 0 0	1 2	20	6	1	1	1 1 1	
13 Miles Kelly	G 41:41	6-16	1-6	1-2	1 5 6	4 2	14	1	2	0	0 3 8	
14 Kowscie Reeves	G 42:46	5-7	5-7	0-0	0 0 0	3 0	15	0	1	0	0 0 8	
1 Kyle Sturdivant	G 22:33	5-10	3-8	5-5	0 1 1	1 2	18	2	1	1	0 0 10	
12 Tyzhoun Claude	38:18	1-1	0-0	7-8	4 4 8	3 5	9	2	1	2	1 0 -1	
3 Dallan "Deebo" Coleman	12:03	2-3	2-3	0-0	0 0 0	2 0	6	0	0	0	0 0 -3	
5 Tafara Gapare	08:55	0-4	0-4	0-0	1 3 4	2 0	0	1	0	0	1 0 -10	
Team					1 2 3	0	0	1				
Totals		31-62	15-35	16-20	9 24 33	22 15	93	13	12	5	4 4 3	

Shooting By Period	
1st FG%	11-31 35.5%
3PT%	7-20 35.0%
FT%	1-2 50%
2nd FG%	14-24 58.3%
3PT%	7-14 50.0%
FT%	6-7 85.7%
OT FG%	6-7 85.7%
FT%	1-1 100.0%
GMFG%	31-62 50.0%
3PT%	15-35 42.9%
FT%	16-20 80.0%

Dead Ball Rebounds: 2 0

Technical Fouls: NONE

Clemson - 90

Record: 12-5 (2-4)

NO. Name	Min	FG M-A	3P M-A	FT M-A	Rebounds OR DR TOT	Fouls PF FD	TP	AS	TO	ST	Blocks BS BA	+/-
4 Ian Schieffelin	F 38:16	7-10	0-0	6-8	8 7 15	1 6	20	4	2	0	0 1 1	
24 PJ Hall	F 40:56	11-23	1-5	8-10	9 8 17	2 6	31	1	1	3	3 1 1	
1 Chase Hunter	G 42:23	5-14	0-5	8-9	2 0 2	2 5	18	1	1	2	1 0 4	
2 Dillon Hunter	G 35:42	1-3	0-2	0-2	1 0 1	5 1	2	3	0	0	0 0 -6	
11 Joseph Girard III	G 42:43	2-9	2-5	5-5	0 2 2	1 2	11	2	1	0	2 1 1	
0 Josh Beadle	G 04:54	0-1	0-1	0-0	0 0 0	1 0	1	0	0	0	0 0 -3	
10 RJ Godfrey	19:25	3-6	0-0	2-4	0 1 1	2 2	8	0	2	0	0 0 -8	
21 Chauncey Wiggins	14:38	0-1	0-1	0-0	1 3 4	0 0	0	0	1	0	0 0 0	
5 Jack Clark	09:41	0-3	0-2	0-0	1 1 2	1 0	1	0	0	0	0 0 -3	
33 Bas Layte	01:23	0-0	0-0	0-0	0 0 0	0 0	0	0	0	0	0 0 0	
Team					0 1 1	0	0	2				
Totals		29-70	3-21	29-38	22 23 45	15 22	90	13	10	5	4 4 -3	

Shooting By Period	
1st FG%	12-29 41.4%
3PT%	2-9 22.2%
FT%	6-7 85.7%
2nd FG%	12-23 52.2%
3PT%	1-5 20.0%
FT%	14-19 73.7%
OT FG%	5-8 27.8%
FT%	0-0 0%
GMFG%	29-70 41.4%
3PT%	3-21 14.3%
FT%	29-38 76.3%

Dead Ball Rebounds: 4 1

Technical Fouls: NONE

Biggest lead		GT	CU
		3 (1st OT 1:51)	9 (1st 6:09)
Best Scoring Run		10 (1st 3:38)	7 (1st 9:26)
Lead Changes		7	11
Times Tied		7	7
Time with Lead		05:21	40:38

Points from Turnovers		GT	CU
		10	14
Paint		26	60
Second Chance		12	30
Fast Breaks		3	4
Bench		33	8

Period by Period Scoring					
1st	2nd	OT1	OT2	TOT	
CU	32	39	11	8	90



19

Official Basketball Box Score - Final
Clemson at Duke
01/27/24 Cameron Indoor Stadium, Durham, NC
2023-24 Men's Basketball

Game Time: 4:00 PM
Game Duration: 2:17
Attendance: 9,314

Officials: Bert Smith, Lamar Simpson, Tommy Morissey

Clemson - 71

Record: 13-6 (9-5)

NO. Name	Min	FG M-A	3P M-A	FT M-A	Rebounds OR DR TOT	Fouls PF FD	TP	AS	TO	ST	Blocks BS BA	+/-
4 Ian Schieffelin	F 30:08	2-3	0-0	2-2	2 9 11	5 1	6	4	4	0	0 1 -10	
21 Chauncey Wiggins	F 11:49	1-6	0-3	0-0	1 1 2	1 0	2	0	0	0	0 0 -1	
24 PJ Hall	F 33:57	5-13	2-3	7-7	3 7 10	4 8	19	0	1	2	0 1 3	
1 Chase Hunter	G 32:38	4-11	1-5	2-4	0 1 1	0 2	11	2	2	0	2 -3	
11 Joseph Girard III	G 31:01	4-9	2-5	3-3	0 4 4	1 1	13	1	1	0	0 0 0	
0 Josh Beadle	17:11	1-6	0-3	4-6	0 2 2	3 4	6	2	0	0	0 0 5	
5 Jack Clark	17:22	1-2	1-2	0-0	0 3 3	2 0	3	1	0	1	0 0 5	
10 RJ Godfrey	15:47	3-6	1-1	0-0	2 2 4	3 0	7	3	1	1	0 0 5	
2 Dillon Hunter	10:07	2-4	0-1	0-1	0 2 2	1 1	4	1	0	0	1 0 -9	
Team					3 0 3	0	0	0				
Totals		23-60	7-23	18-22	11 31 42	20 17	71	14	9	3	2 4 -1	

Shooting By Period	
1st FG%	9-31 29.0%
3PT%	3-12 25.0%
FT%	5-8 62.5%
2nd FG%	14-29 48.3%
3PT%	4-11 36.4%
FT%	13-14 92.9%
GMFG%	23-60 38.3%
3PT%	7-23 30.4%
FT%	18-22 81.8%

Dead Ball Rebounds: 1 0

Technical Fouls: Clark 1st 11:45

Duke - 72

Record: 15-4 (6-2)

NO. Name	Min	FG M-A	3P M-A	FT M-A	Rebounds OR DR TOT	Fouls PF FD	TP	AS	TO	ST	Blocks BS BA	+/-
25 Mark Mitchell	F 37:17	3-6	1-1	6-8	2 4 6	1 5	13	0	0	1	0 0 6	
30 Kyle Filipowski	C 24:04	2-8	0-3	5-11	0 4 4	5 6	9	1	3	1	4 0 9	
0 Jared McCain	G 31:35	8-12	3-7	2-2	0 5 5	2 1	21	2	0	3	0 0 -5	
1 Caleb Foster	G 20:03	2-6	1-3	0-2	0 4 4	3 1	5	2	0	0	0 0 0	
5 Tyrone Proctor	G 38:12	5-10	4-6	4-4	0 5 5	0 3	18	2	3	2	0 0 2	
3 Jeremy Roach	25:06	1-8	0-1	3-4	0 2 2	1 2	5	1	0	0	0 0 2	
13 Sean Stewart	07:05	0-0	0-0	0-0	0 1 1	2 0	0	0	0	0	0 0 -2	
15 Ryan Young	16:38	0-1	0-0	1-2	2 2 4	3 1	1	0	1	0	0 0 -7	
Team					0 2 2	0	0	0				
Totals		21-51	9-21	21-33	4 29 33	17 19	72	8	7	7	4 2 1	

Shooting By Period	
1st FG%	11-29 37.9%
3PT%	6-12 50.0%
FT%	4-8 50%
2nd FG%	10-22 45.5%
3PT%	3-9 33.3%
FT%	17-25 68%
GMFG%	32-51 62.7%
3PT%	9-21 42.9%
FT%	21-33 63.6%

Dead Ball Rebounds: 7 0

Technical Fouls: NONE

Biggest lead		Clem	Duke
		5 (1st 16:10)	12 (1st 3:03)
Best Scoring Run		8 (1st 16:10)	9 (1st 3:03)
Lead Changes		12	11
Times Tied		11	11
Time with Lead		12:06	23:57

Points from Turnovers		Clem	Duke
		6	13
Paint		26	22
Second Chance		15	0
Fast Breaks		12	18
Bench		20	6

Period by Period Scoring			
1st	2nd	TOT	
Clem	26	45	71
Duke	32	40	72



18

Official Basketball Box Score - Final
Clemson at Florida State
01/20/24 Donald L. Tucker Center, Tallahassee
2023-24 FSU Men's Basketball

Game Time: 4:00 PM
Game Duration: 2:10
Attendance: 10,033

Officials: Ted Valentino, Tony Henderson, Troy Sporns

Clemson - 78

Record: 13-5 (3-4)

NO. Name	Min	FG M-A	3P M-A	FT M-A	Rebounds OR DR TOT	Fouls PF FD	TP	AS	TO	ST	Blocks BS BA	+/-
4 Ian Schieffelin	F 17:37	3-5	1-2	0-0	1 5 6	5 2	7	3	0	0	0 1 4	
21 Chauncey Wiggins	F 21:59	2-4	2-2	0-0	0 3 3	0 0	6	1	2	0	0 0 5	
24 PJ Hall	F 26:47	5-13	0-3	3-4	1 5 6	3 6	13	1	0	1	3 10	
1 Chase Hunter	G 29:07	3-3	0-0	8-8	1 1 2	0 4	14	2	2	1	0 0 12	
11 Joseph Girard III	G 32:53	2-7	2-6	4-4	0 7 7	2 3	10	4	5	2	0 0 5	
10 RJ Godfrey	08:31	1-2	0-0	0-0	0 1 1	3 0	2	0	1	0	0 0 -2	
0 Josh Beadle	28:37	4-6	0-1	4-7	1 1 2	1 4	12	0	3	1	0 0 10	
2 Dillon Hunter	13:35	2-3	1-1	0-0	0 3 3	2 0	5	2	0	1	0 0 1	
5 Jack Clark	21:08	2-5	1-2	2-2	3 4 7	2 1	7	4	1	1	0 0 0	
33 Bas Layte	01:46	1-1	0-0	0-0	0 0 0	0 0	0	0	0	0	0 0 0	
Team					0 2 2	0	0	0	1			
Totals		25-49	7-17	21-25	7 32 39	19 20	78	17	15	6	1 4 11	

Shooting By Period	
1st FG%	11-26 42.3%
3PT%	4-10 40.0%
FT%	4-5 80%
2nd FG%	14-23 60.9%
3PT%	3-7 42.9%
FT%	17-20 85%
GMFG%	25-49 51.0%
3PT%	7-17 41.2%
FT%	21-25 84.0%

Dead Ball Rebounds: 2 1

Technical Fouls: NONE

Florida State - 67

Record: 11-7 (5-2)

NO. Name	Min	FG M-A	3P M-A	FT M-A	Rebounds OR DR TOT	Fouls PF FD	TP	AS	TO	ST	Blocks BS BA	+/-
2 Jamir Watkins	F 28:59	5-8	1-3	4-5	0 4 4	2 4	15	1	2	0	0 0 -6	
5 De'Ante Green	F 12:00	1-1	0-0	2-2	0 1 1	2 2	4	0	0	0	0 0 -2	
11 Baba Miller	F 23:50	3-6	1-4	1-2	0 2 2	4 1	8	1	2	0	1 0 -7	
1 Jalen Warley	G 23:58	3-8	0-1	3-3	1 1 2	3 2	9	4	3	2	1 1 -1	
22 Darin Green Jr.	G 31:36	4-12	2-6	3-4	0 5 5	3 2	13	0	0	0	0 0 -5	
3 Cameron Corhen	13:52	0-0	0-0	1-2	0 1 1	2 1	1	0	1	1	0 1 2	
10 Taylor Bol Bowen	10:51	0-1	1-3	1 0 1	2							

2023-24 BOXSCORES

21

Official Basketball Box Score - Final
Virginia at Clemson
02/09/24 Littlejohn Coliseum, Clemson
2023-24 Clemson Men's Basketball

Game Time: 2:00 PM
Game Duration: 2:06
Attendance: 9,000

Officials: Ted Valentine, Jeff Carl, Jamal Spearman

Virginia - 66

Record: 17-5 (8-3)

NO.	Name	Min	FG	3P	FT	Rebounds	Fouls	TP	AS	TO	ST	Blocks	+/				
			M-A	M-A	M-A	OR DR TOT	PF					BS BA					
22	Jordan Minor	F 29:31	4-7	0-0	1-2	4 5 9	5	1	9	0	1	2	0	-1			
2	Reece Beekman	G 35:36	5-17	0-4	4-4	0 0 0	0	3	14	4	0	3	0	1			
4	Andrew Rohde	G 20:30	1-3	1-2	0-0	0 1 1	0	0	3	1	2	0	0	-6			
11	Isaac McKneely	G 33:22	6-15	1-5	1-1	0 3 3	2	1	14	2	0	0	1	-3			
13	Ryan Dunn	G 27:21	2-5	0-0	1-2	4 6 10	3	2	5	0	0	1	0	-4			
0	Blake Buchanan	11:34	1-2	0-0	0-0	2 0 2	2	1	2	0	0	0	0	5			
10	Taine Murray	08:47	0-0	0-0	2-2	0 2 2	1	1	2	1	0	0	0	9			
34	Jacob Groves	27:46	7-9	3-4	0-1	0 4 4	4	1	17	0	1	0	1	0			
1	Dante Harris	05:34	0-1	0-0	0-1	0 1 1	0	1	0	1	0	0	0	-4			
Team						5	1	6	0	0	1						
Totals			26-59	5-15	9-13	15	23	38	17	11	66	9	6	3	4	2	1

Technical Fouls: NONE

Shooting By Period	
1 st FG%	13-31 41.9%
3PT%	3-9 33.3%
FT%	5-6 83.3%
2 nd FG%	13-28 46.4%
3PT%	2-6 33.3%
FT%	4-7 57.1%
GM FG%	26-59 44.1%
3PT%	5-15 33.3%
FT%	9-13 69.2%

Dead Ball Rebounds: 2, 1

Clemson - 65

Record: 14-7 (4-6)

NO.	Name	Min	FG	3P	FT	Rebounds	Fouls	TP	AS	TO	ST	Blocks	+/				
			M-A	M-A	M-A	OR DR TOT	PF					BS BA					
4	Ian Schieffelin	F 33:16	4-7	1-1	4-5	4 5 9	3	5	13	3	0	1	0	-2			
21	Chauncey Wiggins	F 17:36	1-5	0-2	0-0	0 1 1	1	0	2	1	0	1	0	-5			
24	PJ Hall	F 34:28	4-16	1-6	10-12	2 4 6	1	7	19	1	1	0	1	-2			
1	Chase Hunter	G 28:05	4-8	0-2	4-4	0 2 2	1	2	12	0	2	0	1	-4			
11	Joseph Girard III	G 31:32	5-8	4-6	0-0	0 1 1	1	0	14	1	1	0	1	1			
0	Josh Beadle	16:08	2-4	1-1	0-0	0 1 1	2	0	5	0	0	0	0	-3			
2	Dillon Hunter	09:19	0-0	0-0	0-0	0 0 0	0	0	0	0	0	0	0	4			
5	Jack Clark	18:27	0-5	0-2	0-0	0 4 8	2	1	0	2	0	0	1	2			
10	RJ Godfrey	11:10	0-3	0-0	0-0	0 1 1	0	2	0	1	0	0	0	1			
Team						3	1	4	0	0	0						
Totals			20-56	7-20	18-21	13	20	33	11	17	65	9	4	3	2	4	-1

Technical Fouls: NONE

Shooting By Period	
1 st FG%	11-31 35.5%
3PT%	3-9 33.3%
FT%	1-1 100%
2 nd FG%	9-25 36.0%
3PT%	4-11 36.4%
FT%	17-20 85%
GM FG%	20-56 35.7%
3PT%	7-20 35.0%
FT%	18-21 85.7%

Dead Ball Rebounds: 2, 0

UVA		CU		Points from Turnovers		Period by Period Scoring	
Biggest lead	12 (2 nd 18:37)	3 (1 st 16:47)	1 st	2 nd	TOT	UVA	CLE
Best Scoring Run	9 (1 st 5:39)	8 (1 st 2:47)	30	22	52	34	32
Lead Changes	4	2	10	13	23	66	66
Times Tied	2	4	6	6	12	26	39
Time with Lead	35:10	02:40	21	5	26	39	65



22

Official Basketball Box Score - Final
Clemson at North Carolina
02/09/24 Dean Smith Center, Chapel Hill
2023-24 Clemson Men's Basketball

Game Time: 7:00 PM
Game Duration: 2:07
Attendance: 20,689

Officials: Clarence Armstrong, Doug Simons, Pat Adams

Clemson - 80

Record: 15-7 (5-6)

NO.	Name	Min	FG	3P	FT	Rebounds	Fouls	TP	AS	TO	ST	Blocks	+/				
			M-A	M-A	M-A	OR DR TOT	PF					BS BA					
4	Ian Schieffelin	F 28:11	5-7	0-1	4-6	3 8 11	3	4	14	1	1	1	0	7			
24	PJ Hall	F 26:41	6-20	4-10	5-7	4 5 9	4	7	25	3	1	0	0	12			
1	Chase Hunter	G 34:49	9-12	1-3	0-0	0 3 3	0	7	5	1	0	0	0	1			
5	Jack Clark	G 33:29	1-6	0-3	4-4	0 7 7	3	2	6	0	0	1	0	5			
11	Joseph Girard III	G 34:14	7-16	5-10	2-2	2 4 6	3	3	21	3	1	0	1	0			
10	RJ Godfrey	12:30	0-2	0-1	0-0	1 2 3	2	1	0	0	0	0	0	-15			
21	Chauncey Wiggins	19:09	2-4	1-3	0-0	0 1 1	1	1	5	0	1	0	0	3			
0	Josh Beadle	03:02	0-0	0-0	0-0	0 0 0	0	1	0	0	0	0	0	-1			
2	Dillon Hunter	07:55	1-1	0-0	0-1	0 0 0	1	1	1	2	2	0	0	0	8		
Team						0	1	1	0	0	0						
Totals			27-68	11-31	15-20	11	31	42	20	20	80	14	5	3	1	1	4

Technical Fouls: NONE

Shooting By Period	
1 st FG%	16-33 48.5%
3PT%	6-14 42.9%
FT%	5-6 83.3%
2 nd FG%	11-35 31.4%
3PT%	5-17 29.4%
FT%	10-14 71.4%
GM FG%	27-68 39.7%
3PT%	11-31 35.5%
FT%	15-20 75.0%

Dead Ball Rebounds: 1, 1

North Carolina - 76

Record: 18-5 (10-2)

NO.	Name	Min	FG	3P	FT	Rebounds	Fouls	TP	AS	TO	ST	Blocks	+/				
			M-A	M-A	M-A	OR DR TOT	PF					BS BA					
5	Armando Bacot	F 33:10	7-13	0-0	10-11	4 9 13	4	9	24	1	2	0	0	-4			
55	Harrison Ingram	F 33:26	4-7	3-5	0-0	1 5 6	2	0	11	1	1	0	0	-5			
2	Elliot Cadeau	G 19:33	2-6	0-0	1-1	0 4 4	3	1	5	1	2	1	0	-6			
3	Cormac Ryan	G 30:14	1-10	0-6	0-0	0 2 2	2	0	2	4	0	0	0	-2			
4	RJ Davis	G 37:47	7-22	5-12	3-5	0 4 4	3	4	22	5	0	0	1	4			
8	Paxson Wojcik	22:00	2-4	1-2	2-4	1 5 6	6	2	3	7	1	0	1	0	-3		
13	Jalen Washington	13:27	0-1	0-1	2-2	2 2 4	3	2	2	1	1	0	0	-8			
24	Jas'Lyn Withers	04:43	0-0	0-0	0-0	0 1 1	0	0	0	0	0	0	0	0			
1	Zayden High	05:01	1-2	0-1	1-2	1 2 0	1	3	0	0	1	0	0	0			
32	James Okonkwo	00:39	0-0	0-0	0-0	0 0 0	0	1	0	0	0	0	0	4			
Team						0	1	1	0	0	0						
Totals			24-65	9-27	19-25	9	34	43	20	20	76	14	6	4	1	1	-4

Technical Fouls: NONE

Shooting By Period	
1 st FG%	11-35 31.4%
3PT%	4-15 26.7%
FT%	8-11 72.7%
2 nd FG%	13-30 43.3%
3PT%	5-12 41.7%
FT%	11-14 78.6%
GM FG%	24-65 36.9%
3PT%	9-27 33.3%
FT%	19-25 76.0%

Dead Ball Rebounds: 6, 0

CLE		UNC		Points from Turnovers		Period by Period Scoring	
Biggest lead	16 (1 st 2:31)	0 (1 st 20:00)	1 st	2 nd	TOT	CLE	UNC
Best Scoring Run	13 (1 st 16:34)	8 (1 st 13:09)	30	22	52	43	37
Lead Changes	0	13	12	7	19	80	80
Times Tied	2	7	6	6	12	34	42
Time with Lead	38:22	00:00	26	39	65	66	76



23

Official Basketball Box Score - Final
Clemson at Syracuse
02/10/24 JMA Wireless Dome, Syracuse
2023-24 Men's Basketball

Game Time: 12:00 PM
Game Duration: 2:04
Attendance: 23,050

Officials: Bert Smith, Raymie Syons, Justin Porterfield

Clemson - 77

Record: 16-7 (6-6)

NO.	Name	Min	FG	3P	FT	Rebounds	Fouls	TP	AS	TO	ST	Blocks	+/			
			M-A	M-A	M-A	OR DR TOT	PF					BS BA				
4	Ian Schieffelin	F 23:01	5-5	1-1	2-3	0 6 6	2	3	13	2	6	1	1	0		
24	PJ Hall	F 31:53	7-9	0-2	1-2	1 9 10	2	2	15	3	5	0	3	-3		
1	Chase Hunter	G 36:34	6-9	0-0	2-2	0 3 3	2	2	14	7	2	1	0	-1		
5	Jack Clark	G 29:24	2-6	1-3	0-0	3 7 10	1	1	5	1	2	0	1	1		
11	Joseph Girard III	G 36:50	5-6	4-5	4-4	0 4 4	0	2	18	2	1	0	0	11		
2	Dillon Hunter	10:42	1-3	0-1	0-2	0 1 1	0	3	2	0	0	1	0	0		
10	RJ Godfrey	14:07	3-6	0-0	0-0	2 3 5	1	2	6	0	2	0	0	10		
21	Chauncey Wiggins	17:29	2-7	0-2	0-0	1 1 1	4	0	4	2	2	1	0	0		
Team						0	1	1	0	0	0					
Totals			31-51	6-14	9-13	7	34	41	12	15	77	17	21	5	2	9

Technical Fouls: NONE</

2023-24 BOXSCORES

25

Official Basketball Box Score - Final
NC State at Clemson
02/17/24 Littlejohn Coliseum, Clemson
2023-24 Clemson Men's Basketball

Game Time: 7:45 PM
Game Duration: 2:08
Attendance: 0:000

Officials: Ron Groover, Clarence Armstrong, Brent Hampton

NC State - 78

Record: 16-9 (8-6)

NO.	Name	Min	FG		3P		FT		Rebounds		Fouls		TP	AS	TO	ST	Blocks		+/-	
			M-A	M-A	M-A	M-A	OR	DR	PF	FF	BS	BA								
23	Mohamed Diarra	F 33:33	3-6	3-3	2-4	4	5	9	1	2	11	4	0	1	3	2	0	0	0	0
30	D.J. Burns Jr.	F 25:28	6-9	0-0	2-2	0	3	5	1	14	4	0	0	0	0	1	1	0	0	0
0	DJ Horne	G 38:28	10-20	5-11	2-2	0	4	4	3	27	2	1	2	0	0	1	4	0	0	0
12	Michael O'Connell	G 27:29	2-5	0-1	0-0	0	5	5	1	4	3	1	0	0	0	0	0	0	0	0
14	Casey Morsell	G 33:11	1-5	0-1	4-8	1	4	5	2	4	6	3	1	2	1	0	0	0	0	0
34	Ben Middlebrooks	20:59	1-2	0-1	2-3	0	1	1	3	2	4	0	0	0	1	0	0	0	0	0
1	Jayden Taylor	18:41	4-8	1-3	3-3	0	3	3	0	3	0	2	0	0	2	0	1	0	0	5
10	Breon Pass	02:11	0-0	0-0	0-0	0	0	0	0	0	0	0	0	0	0	0	0	0	0	-1
Team			0	1	1															
Totals			27-55	9-20	15-22	5	26	31	15	15	78	12	7	8	5	2	1			

Shooting By Period

1st FG% 13-30 43.3%
3PT% 5-11 45.5%
FT% 8-12 66.7%

2nd FG% 14-25 56.0%
3PT% 4-9 44.4%
FT% 7-10 70%

GMFG% 27-55 49.1%
3PT% 9-20 45.0%
FT% 15-22 68.2%

Dead Ball Rebounds: 4, 0

Technical Fouls: NONE

Clemson - 77

Record: 17-8 (7-7)

NO.	Name	Min	FG		3P		FT		Rebounds		Fouls		TP	AS	TO	ST	Blocks		+/-
			M-A	M-A	M-A	M-A	OR	DR	PF	FF	BS	BA							
4	Ian Schieffelin	F 25:17	1-6	0-3	0-0	1	6	7	3	1	2	1	0	0	0	0	1	1	10
5	Jack Clark	F 32:59	3-4	1-2	1-1	2	5	7	2	4	8	0	0	0	1	1	0	0	-2
24	PJ Hall	F 31:02	5-11	2-5	6-8	2	5	7	2	5	18	1	2	0	0	2	0	0	0
1	Chase Hunter	G 31:17	4-11	2-4	0-0	1	0	1	3	0	10	2	2	0	0	1	1	9	
11	Joseph Girard III	G 37:45	7-13	4-7	5-5	0	3	3	1	2	23	3	4	1	0	1	4		
2	Dillon Hunter	04:13	2-2	0-0	0-0	0	0	0	0	0	4	0	1	0	0	0	0	-9	
10	RJ Godfrey	23:41	4-6	0-1	2-3	0	6	6	1	3	10	2	2	0	0	0	0	-12	
0	Josh Beadle	12:29	1-4	0-2	0-0	0	0	0	2	2	2	0	0	0	0	0	0	-2	
21	Chauncey Wiggins	01:18	0-1	0-0	0-0	1	0	1	0	0	0	0	0	0	0	1	0	-3	
Team			1	0	1														
Totals			27-58	9-24	14-17	8	25	33	15	15	77	11	11	2	2	5	1		

Shooting By Period

1st FG% 14-29 48.3%
3PT% 6-17 35.3%
FT% 1-1 100%

2nd FG% 13-29 44.8%
3PT% 3-7 42.9%
FT% 13-16 81.3%

GMFG% 27-58 46.6%
3PT% 9-24 37.5%
FT% 14-17 82.4%

Dead Ball Rebounds: 0, 1

Technical Fouls: NONE

Biggest lead	NCS		Points from Turnovers	NCS		Period by Period Scoring
	1st	2nd		1st	2nd	
10 (1st 1:46)	12	2nd 10:19	9	6	1st 2nd TOT	
Best Scoring Run	8 (1st 13:05)	14 (2nd 16:08)	32	34	NCS 39 39 78	
Lead Changes	7		8		CU 35 42 77	
Times Tied	4		7			
Time with Lead	17:27	19:52	16	16		

by Genius

26

Official Basketball Box Score - Final
Clemson at Georgia Tech
02/21/24 McCamish Pavilion, Atlanta
2023-24 Men's Basketball

Game Time: 7:00 PM
Game Duration: 1:55
Attendance: 4:567

Officials: Jame Luckie, Bill Covington Jr., Tim O'Grady

Clemson - 81

Record: 18-8 (8-7)

NO.	Name	Min	FG		3P		FT		Rebounds		Fouls		TP	AS	TO	ST	Blocks		+/-
			M-A	M-A	M-A	M-A	OR	DR	PF	FF	BS	BA							
4	Ian Schieffelin	F 24:08	8-12	3-4	0-0	0	3	3	4	1	19	1	1	0	0	0	0	0	18
24	PJ Hall	F 30:34	4-8	3-4	0-0	0	4	4	2	0	11	2	1	1	1	1	1	27	
1	Chase Hunter	G 31:22	6-10	4-6	2-3	0	6	6	0	2	18	6	0	0	1	1	21		
5	Jack Clark	G 26:59	3-6	2-4	0-0	1	4	5	1	1	8	4	1	1	1	0	23		
11	Joseph Girard III	G 33:02	5-11	2-7	2-2	0	3	3	1	2	14	3	0	1	0	0	28		
10	RJ Godfrey	22:12	2-4	0-1	1-2	1	3	4	2	2	5	1	0	1	0	1	0	5	
21	Chauncey Wiggins	13:01	1-2	0-1	0-0	1	1	2	3	0	2	2	1	0	0	0	1	1	
0	Josh Beadle	03:47	1-2	0-1	0-0	0	0	0	0	0	0	0	0	0	0	0	0	-3	
2	Dillon Hunter	11:49	1-1	0-0	0-0	0	1	1	0	0	2	1	0	0	0	0	0	2	
33	Bas Leyte	03:06	0-2	0-1	0-0	0	0	0	0	0	2	0	1	0	0	0	0	-2	
Team			2	1	3														
Totals			31-58	14-29	5-7	5	26	31	16	8	81	21	5	4	4	3	24		

Shooting By Period

1st FG% 16-32 50.0%
3PT% 9-18 50.0%
FT% 2-2 100%

2nd FG% 15-26 57.7%
3PT% 5-11 45.5%
FT% 3-5 60%

GMFG% 31-58 53.4%
3PT% 14-29 48.3%
FT% 5-7 71.4%

Dead Ball Rebounds: 0, 2

Technical Fouls: NONE

Georgia Tech - 57

Record: 11-16 (4-12)

NO.	Name	Min	FG		3P		FT		Rebounds		Fouls		TP	AS	TO	ST	Blocks		+/-
			M-A	M-A	M-A	M-A	OR	DR	PF	FF	BS	BA							
5	Tafara Gapare	F 24:36	3-7	0-4	4-5	2	5	7	2	3	10	0	2	0	0	1	0	-20	
11	Baye Niang	F 31:04	2-9	0-0	4-4	1	5	6	1	4	8	1	3	0	1	1	-26		
2	Nathan George	G 22:59	3-7	1-2	0-0	0	1	1	0	7	2	0	0	0	0	0	-10		
13	Miles Kelly	G 29:44	2-8	2-5	2-2	2	2	4	0	1	8	1	1	0	1	1	-26		
14	Kwacice Streeves Jr.	G 24:11	1-6	1-3	4-4	1	2	3	0	2	7	1	0	0	0	0	-25		
1	Kyle Sturdivant	22:28	4-10	2-6	4-4	0	2	2	0	2	14	0	1	0	0	0	-7		
12	Tyzaun Claude	21:38	0-2	0-0	1-2	1	3	4	2	2	1	0	1	0	0	0	-3		
23	Ibrahima Sacko	12:30	0-2	0-0	0-0	3	4	7	2	2	0	0	1	0	0	0	1		
4	Carter Murphy	10:51	1-2	0-1	0-0	0	0	0	0	0	2	1	0	0	0	0	-7		
Team			0	0	0														
Totals			16-53	6-21	19-21	10	24	34	8	16	57	6	9	0	3	4	-24		

Shooting By Period

1st FG% 10-28 35.7%
3PT% 5-13 38.5%
FT% 6-6 100%

2nd FG% 6-25 24.0%
3PT% 1-8 12.5%
FT% 13-15 86.7%

GMFG% 16-53 30.2%
3PT% 6-21 28.6%
FT% 19-21 90.5%

Dead Ball Rebounds: 1, 0

Technical Fouls: NONE

Biggest lead	Clem		Points from Turnovers	Clem		Period by Period Scoring
	1st	2nd		1st	2nd	
26 (2nd 3:06)	3	1st 19:09	11	17	1st 2nd TOT	
Best Scoring Run	14 (1st 14:35)	8 (1st 10:13)	22	18	Clem 43 38 81	
Lead Changes	1		7	6	Georgia Tech 31 26 57	
Times Tied	3		10	7		
Time with Lead	37:21	00:35	11	17		

by Genius

27

Official Basketball Box Score - Final
Florida St. at Clemson
02/24/24 Littlejohn Coliseum, Clemson
2023-24 Clemson Men's Basketball

Game Time: 7:45 PM
Game Duration: 2:20
Attendance: 9:000

Officials: Bert Smith, Tom Morrissey, Jamal Spearman

Florida St. - 63

Record: 14-13 (8-8)

NO.	Name	Min	FG		3P		FT		Rebounds		Fouls		TP	AS	TO	ST	Blocks		+/-
			M-A	M-A	M-A	M-A	OR	DR	PF	FF	BS	BA							
2	Jamir Watkins	F 34:27	6-14	1-3	5-7	4	4	8	4	5	18	1	2	1	1	2	-8		
3	Cameron Corhan	F 24:15	2-6	0-0	0-2	5	2	7	4	4	4	0	1	1	0	0	4		
11	Baba Miller	F 30:48	5-8	2-3	0-0	1	5	6	4	1	12	1	1	2	0	0	-8		
1	Jalen Warley	G 21:4	2-4	0-0	2-2	0	1	1	5	2	6	2	1	1	0	1	1		
22	Darin Green Jr.	G 25:33	2-8	0-4	1-1	0	2	2	1	1	5	1	3	2	0	0	-9		
10	Taylor Bol Bowen	09:12	0-2	0-2	0-0	0	4	4	2	0	0	0	0	0	0	0	-3		
33	Jaylan Gainey	10:15	1-2	0-0	0-0	0	0	0	1	1	2	0	0	0	0	0	-11		
0																			

2023-24 BOXSCORES

29

Official Basketball Box Score - Final
Clemson at Notre Dame
03/09/24 Purcell Pavilion at the Joyce Center, Notre Dame
2023-24 Men's Basketball

Game Time: 7:45 PM
Game Duration: 1:54
Attendance: 7,313

Officials: Ted Valentine, Lee Cassel, Jeff Post

Clemson - 62

Record: 20-9 (10-8)

NO. Name	Min	FG		3P		FT		Rebounds		Fouls		TP	AS	ST	Blocks		+/-
		M-A	M-A	M-A	M-A	OR	DR	OR	DR	PF	FD				BS	BA	
4 Ian Schieffelin	F 35:34	5-9	0-1	0-0	2	12	14	4	2	10	3	0	1	0	0	0	-6
21 Chauncey Wiggins	F 32:24	5-7	1-3	1-2	2	1	3	3	1	12	2	0	0	0	0	0	-4
24 PJ Hall	F 32:08	8-19	2-10	3-5	0	7	7	2	4	21	0	2	0	1	0	-5	
11 Chase Hunter	G 33:31	1-8	0-3	2-2	0	3	3	2	1	4	0	2	0	1	0	-6	
11 Joseph Girard III	G 31:19	3-12	2-8	3-3	1	1	2	1	1	11	2	1	1	0	0	-6	
2 Dillon Hunter	11:00	1-3	0-2	0-0	0	2	2	1	1	2	1	0	0	0	0	5	
10 RJ Godfrey	08:25	0-0	0-0	0-0	0	0	0	0	0	0	0	0	0	0	0	-9	
0 Josh Beadle	15:39	0-1	0-1	2-2	0	1	1	2	1	2	2	0	0	0	0	-4	
Team					2	1	3			0							
Totals		23-59	5-28	11-14	7	28	35	15	11	62	10	7	2	2	0	-7	

Shooting By Period

1st FG%: 13.29 44.8%
3PT%: 3-13 23.1%
FT%: 5-7 71.4%

2nd FG%: 19.30 33.3%
3PT%: 2-15 13.3%
FT%: 6-7 85.7%

GM FG%: 23.59 39.0%
3PT%: 5-28 17.9%
FT%: 11-14 78.6%

Dead Ball Rebounds: 2, 1

Technical Fouls: NONE

Notre Dame - 69

Record: 12-17 (7-11)

NO. Name	Min	FG		3P		FT		Rebounds		Fouls		TP	AS	ST	Blocks		+/-
		M-A	M-A	M-A	M-A	OR	DR	OR	DR	PF	FD				BS	BA	
0 Carey Booth	F 22:52	4-8	3-6	0-0	0	5	5	0	2	11	0	0	1	0	0	-5	
13 Taz Davis	F 29:42	5-7	0-0	8-8	2	3	5	4	4	18	1	3	1	0	1	9	
14 Kabba Njie	F 10:26	0-2	0-1	0-0	0	2	2	5	0	0	0	2	1	0	0	0	
3 Markus Burton	G 34:37	6-16	2-6	3-6	0	6	6	1	7	21	4	2	1	0	0	9	
11 Braeden Shrewsbury	G 33:06	3-10	2-6	0-0	0	1	1	0	2	8	2	0	0	0	1	3	
1 Julian Roper II	06:59	0-2	0-1	0-0	0	3	3	0	0	1	0	0	0	0	0	0	
2 Logan Imes	24:18	0-4	0-3	0-0	0	4	4	0	0	0	0	1	0	0	0	4	
25 Matt Zona	27:51	2-4	2-3	0-0	0	4	4	1	0	6	2	0	0	0	0	10	
20 J.R. Konecny Jr.	09:55	2-4	1-2	0-0	0	1	1	0	0	5	0	0	2	0	0	6	
12 Tony Sanders Jr.	00:14	0-0	0-0	0-0	0	0	0	0	0	0	0	0	0	0	0	-1	
Team					3	1	4			0							
Totals		24-57	10-28	11-14	5	30	35	11	15	69	11	7	6	0	2	7	

Shooting By Period

1st FG%: 13.31 38.7%
3PT%: 5-17 29.4%
FT%: 2-4 50%

2nd FG%: 12.26 46.2%
3PT%: 5-11 45.5%
FT%: 9-10 90%

GM FG%: 24.57 42.1%
3PT%: 10-28 35.7%
FT%: 11-14 78.6%

Dead Ball Rebounds: 2, 0

Technical Fouls: NONE

	CLEM	ND
Biggest lead	7 (1 st 7:30)	9 (2 nd 0:53)
Best Scoring Run	7 (1 st 7:30)	7 (1 st 5:55)
Lead Changes	11	
Times Tied	6	
Time with Lead	25:39	10:22

Points from	CLEM		ND	
	Turnovers	9	7	
Paint	32	18		
Second Chance	3	0		
Fast Breaks	6	8		
Bench	4	11		

Period by Period Scoring	CLEM			ND		
	1st	2nd	TOT	1st	2nd	TOT
	34	28	62	31	38	69



31

Official Basketball Box Score - Final
Clemson at Wake Forest
03/09/24 LIV Coliseum, Winston-Salem
2023-24 Men's Basketball

Game Time: 6:00 PM
Game Duration: 2:03
Attendance: 12,288

Officials: Roger Ayers, Tommy Morrissey, Paul Szabo

Clemson - 76

Record: 21-10 (11-9)

NO. Name	Min	FG		3P		FT		Rebounds		Fouls		TP	AS	ST	Blocks		+/-
		M-A	M-A	M-A	M-A	OR	DR	OR	DR	PF	FD				BS	BA	
4 Ian Schieffelin	F 26:48	2-7	1-2	0-0	2	4	6	3	2	5	0	0	0	0	1	-21	
24 PJ Hall	F 34:22	6-16	1-6	5-6	0	2	2	5	18	4	3	3	0	0	0	1	
1 Chase Hunter	G 35:41	5-10	2-6	5-5	0	0	0	3	17	3	2	1	0	1	-7		
5 Jack Clark	G 32:51	4-5	2-3	0-0	3	3	3	2	0	10	0	1	2	0	0	-6	
11 Joseph Girard III	G 33:57	4-11	2-8	4-4	1	3	4	3	1	14	2	0	2	0	0	-1	
10 RJ Godfrey	09:45	2-2	0-0	1-1	1	3	4	1	5	1	1	1	0	0	0	6	
21 Chauncey Wiggins	16:14	2-3	1-1	0-0	1	0	1	1	0	5	0	2	0	0	0	5	
0 Josh Beadle	09:47	1-1	0-0	0-0	0	0	0	0	2	1	1	0	0	0	-4		
2 Dillon Hunter	00:35	0-1	0-0	0-0	0	0	0	0	0	0	0	0	0	0	0		
Team					1	2	3			0							
Totals		26-56	9-26	15-16	6	17	23	17	14	76	11	10	9	0	2	-5	

Shooting By Period

1st FG%: 12.32 37.5%
3PT%: 3-16 18.8%
FT%: 1-1 100%

2nd FG%: 14.24 58.3%
3PT%: 6-10 60.0%
FT%: 14-15 93.3%

GM FG%: 26.56 46.4%
3PT%: 9-26 34.6%
FT%: 15-16 93.8%

Dead Ball Rebounds: 1, 0

Technical Fouls: NONE

Wake Forest - 81

Record: 19-12 (11-9)

NO. Name	Min	FG		3P		FT		Rebounds		Fouls		TP	AS	ST	Blocks		+/-
		M-A	M-A	M-A	M-A	OR	DR	OR	DR	PF	FD				BS	BA	
11 Andrew Carr	F 35:24	6-7	2-3	3-4	1	4	5	4	5	17	3	0	0	0	0	9	
4 Elton Reid	C 24:03	4-6	1-2	3-3	1	2	3	3	3	12	1	2	0	1	0	5	
0 Kevin Miller	G 27:41	3-7	1-1	2-2	0	1	1	2	9	1	2	0	2	0	0	-4	
2 Cameron Hildreth	G 35:51	5-10	1-5	0-0	0	7	7	1	2	11	3	5	0	1	0	0	
23 Hunter Sallis	G 36:47	7-13	3-6	5-6	0	7	7	1	3	22	4	2	2	0	0	4	
25 Zach Keller	07:55	0-1	0-1	0-0	0	0	0	2	0	0	0	0	0	0	0	-13	
20 Parker Friedrichsen	19:41	1-3	1-3	0-0	0	0	0	0	0	3	3	0	0	0	0	15	
33 Matthew Marsh	12:38	3-3	0-0	1-1	1	1	2	2	2	7	0	0	1	0	0	9	
Team					0	0	0			0							
Totals		29-50	9-21	14-16	3	22	25	14	17	81	15	13	5	2	0	5	

Shooting By Period

1st FG%: 14.27 51.9%
3PT%: 5-13 38.5%
FT%: 1-1 100%

2nd FG%: 15.23 65.2%
3PT%: 4-8 50.0%
FT%: 13-15 86.7%

GM FG%: 29.50 58.0%
3PT%: 9-21 42.9%
FT%: 14-16 87.5%

Dead Ball Rebounds: 3, 2

Technical Fouls: NONE

Points from	CU		WAKE	
	Turnovers	11	15	
Paint	30	36		
Second Chance	10	7		
Fast Breaks	6	6		
Bench	12	10		

Period by Period Scoring	CU			WAKE		
	1st	2nd	TOT	1st	2nd	TOT
	28	48	76	34	47	81



30

Official Basketball Box Score - Final
Syracuse at Clemson
03/05/24 Liggins Coliseum, Clemson
2023-24 Men's Basketball

Game Time: 7:00 PM
Game Duration: 2:04
Attendance: 5,000

Officials: Bill Covington Jr., Pat Driscoll, Brian O'Connell

Syracuse - 75

Record: 20-11 (11-9)

NO. Name	Min	FG		3P		FT		Rebounds		Fouls		TP	AS	ST	Blocks		+/-
		M-A	M-A	M-A	M-A	OR	DR	OR	DR	PF	FD				BS	BA	
1 Malik Brown	F 40:00	5-7	0-0	2-2	3	8	11	3	2	12	1	0	2	0	0	-15	
4 Chris Bell	F 36:53	2-6	1-4	2-2	1	3	4	3	1	7	0	0	1	0	1	-6	
2 JJ Starling	G 27:21	4-8	1-4	1-2	0	1	1	0	1	10	3	0	0	0	0	-21	
3 Judah Mintz	G 40:00	8-21	0-4	4-7	0	3	3	2	7	26	4	1	0	0	-15		
5 Justin Taylor	G 15:18	0-0	0-0	0-0	0	2	2	1	1	0	0	0	0	0	-12		
24 Quadir Copeland	27:49	6-13	3-6	2-3	1	2	4	2	17	1	1	1	1	0	0	-2	
0 Kyle Cuffe, Jr.	12:39	3-4	3-4	0-0	0	0	0	0	3	0	9	0	1	0	0	6	
Team					3	0	3			0							
Totals		28-59	8-22	11-16	8	18	26	16	14	75	9	7	4	0	3	-15	

Shooting By Period

1st FG%: 12.29 41.4%
3PT%: 3-11 27.3%
FT%: 3-3 100%

2^{nd</}

2023-24 BOXSCORES

33

Official Basketball Box Score - Final
New Mexico at Clemson
03/22/24 FedExForum, Memphis
NCAA Division I Men's Basketball Championship - First Round

Game Time: 2:10 PM
Game Duration: 2:12
Attendance: 12,754

New Mexico - 56

Record: 26-10

NO.	Name	Min	FG		3P		FT		Rebounds		Fouls		TP	AS	TO	ST	Blocks		+/-	
			M/A	M/A	M/A	M/A	OR	DR	OR	DR	PF	FD					BS	BA		
15	JT Toppin	F 31:50	2-7	0-1	2-4	6	4	0	2	6	1	1	1	1	2	1	2	1	0	34.3%
23	Nelly Joseph	F 33:35	5-9	0-0	4-7	4	8	12	2	6	1	2	0	0	1	1	1	0	0	-11
2	Donovan Dent	G 23:27	3-8	0-0	0-0	1	2	3	2	1	6	1	2	0	0	1	0	0	0	-23
5	Jamal Mashburn, Jr.	G 23:22	1-11	0-6	4-4	0	1	1	0	3	6	0	1	0	0	0	0	0	0	-13
10	Jaelen House	G 30:39	4-14	2-8	2-2	0	2	2	5	3	2	2	4	0	0	0	0	0	-17	
22	Mustapha Amzil	13:27	1-4	0-2	1-3	1	2	3	2	3	0	1	1	1	0	0	0	0	-9	
0	Jemarl Baker Jr.	G 09:08	1-3	0-2	0-0	0	0	0	0	0	2	0	0	0	0	0	0	0	-15	
3	Tru Washington	21:08	2-8	1-4	1-1	2	5	7	2	1	6	1	2	2	0	1	1	0	1	
1	Braden Appelhans	01:08	0-0	0-0	0-0	0	0	0	0	0	0	0	0	0	0	0	0	0	2	
11	Quinton Webb	01:08	0-0	0-0	0-0	0	0	0	0	0	0	0	0	0	0	0	0	0	2	
21	Sebastian Forsling	01:08	0-0	0-0	1-2	1	0	1	0	1	1	0	0	0	0	0	0	0	2	
Team			2		1		3		0		0									
Totals			19-64	3-23	15-23	17	25	42	16	20	56	6	13	4	2	4	2	1	21	

Technical Fouls: NONE

Clemson - 77

Record: 22-11

NO.	Name	Min	FG		3P		FT		Rebounds		Fouls		TP	AS	TO	ST	Blocks		+/-	
			M/A	M/A	M/A	M/A	OR	DR	OR	DR	PF	FD					BS	BA		
4	Ian Schiefelin	F 26:49	6-10	1-3	3-4	4	8	12	3	3	16	0	3	0	0	0	0	0	20	
24	PJ Hall	F 18:59	5-9	2-3	2-2	0	3	3	4	1	14	0	2	1	0	0	0	0	14	
1	Chase Hunter	G 31:11	8-16	1-4	4-7	1	2	3	0	5	21	6	1	2	0	0	1	1	14	
5	Jack Clark	G 36:11	1-2	0-1	4-4	1	7	8	2	2	6	4	0	1	1	0	0	0	23	
11	Joseph Girard III	G 34:58	2-12	2-8	1-2	0	2	2	1	2	7	3	2	0	0	0	0	0	26	
2	Dillon Hunter	13:39	1-2	0-1	0-0	0	1	1	3	3	2	2	0	0	1	0	0	0	6	
10	RJ Godfrey	20:31	3-6	0-0	0	0	1	4	5	0	6	1	0	1	3	0	0	0	2	
21	Chauncey Wiggins	11:55	2-6	1-1	0-0	1	2	3	1	0	5	0	0	0	1	1	0	0	-2	
0	Josh Beadle	02:31	0-0	0-0	0-0	0	0	0	0	0	0	0	0	0	0	0	0	0	-3	
32	Daniel Nauseef	01:08	0-0	0-0	0-0	0	0	0	0	1	0	0	0	0	0	0	0	0	-2	
13	Andrew Latiff	01:04	0-0	0-0	0-0	0	1	1	0	0	0	0	0	0	0	0	0	0	-2	
20	Matt Kelly	01:04	0-0	0-0	0-0	0	0	0	0	0	0	0	0	0	0	0	0	0	-2	
Team			2		1		3		0		0									
Totals			28-63	7-21	14-19	10	31	41	20	16	77	16	9	7	4	2	1	21		

Technical Fouls: NONE

UNM

CLE

Points from	UNM	CLE	Period by Period Scoring		
			1st	2nd	TOT
Turnovers	6	19			
Paint	28	38			
Second Chance	12	15			
Fast Breaks	9	8			
Bench	12	13			

Biggest lead 2 (1st 19:46) 23 (2nd 2:04)

Best Scoring Run 8 (2nd 13:29) 12 (1st 9:51)

Lead Changes 1

Times Tied 2

Time with Lead 00:30 38:11

Game Notes: 13:15 1st UNM #23 Flagrant 1



34

Official Basketball Box Score - Final
Clemson at Baylor
03/24/24 FedExForum, Memphis
NCAA Division I Men's Basketball Championship - Second Round

Game Time: 5:10 PM
Game Duration: 2:11

Clemson - 72

Record: 23-11

NO.	Name	Min	FG		3P		FT		Rebounds		Fouls		TP	AS	TO	ST	Blocks		+/-	
			M/A	M/A	M/A	M/A	OR	DR	OR	DR	PF	FD					BS	BA		
4	Ian Schiefelin	F 28:54	4-6	1-2	2-4	0	6	6	2	3	11	3	1	0	1	1	1	3		
24	PJ Hall	F 19:33	4-11	0-1	3-4	0	3	3	5	3	11	1	2	0	1	0	0	-4		
1	Chase Hunter	G 39:12	5-10	3-5	7-8	0	2	2	4	5	20	6	4	2	0	0	0	7		
5	Jack Clark	G 34:03	3-5	1-3	0-0	2	6	8	4	0	7	1	1	1	1	0	0	6		
11	Joseph Girard III	G 34:48	4-9	1-5	4-4	0	3	3	2	3	13	3	1	1	0	0	0	4		
10	RJ Godfrey	18:46	2-4	0-0	4-4	1	4	5	1	2	8	1	2	0	0	0	0	14		
21	Chauncey Wiggins	18:44	1-2	0-1	0-0	0	1	1	2	0	2	1	0	0	0	0	0	5		
2	Dillon Hunter	06:00	0-0	0-0	0-0	0	1	1	1	0	0	0	0	0	0	0	0	5		
Team			0		3		3		0		0									
Totals			23-47	6-17	20-24	3	29	32	21	16	72	16	11	4	4	2	8			

Technical Fouls: NONE

Baylor - 64

Record: 24-11

NO.	Name	Min	FG		3P		FT		Rebounds		Fouls		TP	AS	TO	ST	Blocks		+/-	
			M/A	M/A	M/A	M/A	OR	DR	OR	DR	PF	FD					BS	BA		
11	Jalen Bridges	F 38:01	3-4	1-2	3-4	2	3	5	3	3	10	1	2	0	0	0	0	0	4	
21	Yves Missi	F 18:36	1-4	0-0	0-1	2	2	2	4	2	1	2	0	2	0	1	0	-12		
2	Jayden Nunn	G 31:38	1-8	0-3	1-2	0	3	3	2	3	3	2	0	3	0	1	0	-11		
4	Ja'Kobe Walter	G 37:25	6-13	3-9	5-11	3	6	3	8	20	2	1	2	0	0	0	0	-6		
10	Rajj Dennis	G 39:12	9-21	2-10	7-8	1	5	6	2	5	27	2	3	3	0	0	0	-7		
11	Mosh Ojjanwuna	21:24	1-1	0-0	0-0	0	3	3	1	2	0	0	1	1	0	0	0	-2		
1	Miro Little	02:18	0-0	0-0	0-0	0	0	0	0	0	0	0	0	0	0	0	0	-2		
33	Caleb Lohner	11:26	0-3	0-0	0-0	0	3	3	1	0	0	1	1	0	0	0	0	-2		
Team			3		3		0		0		0									
Totals			21-54	6-24	16-26	11	22	33	16	21	54	7	10	8	2	4	8			

Technical Fouls: NONE

CLE

BAY

Biggest lead	Turnovers	Paint	Second Chance	Fast Breaks	Bench	Period by Period Scoring		
						1st	2nd	TOT
15 (2 nd 6:41)	0 (1 st 20:00)	22	30	7	7			
7 (1 st 1:48)	9 (2 nd 4:19)	4	9	7	2			
0	4	10	2					
2	7	10	2					
37:57	00:00	10	2					



35

Official Basketball Box Score - Final
Clemson at Arizona
03/28/24 Crypto.com Arena, Los Angeles
2023-24 Men's Basketball

Game Time: 4:09 PM
Game Duration: 2:10

Clemson - 77

Record: 22-11

NO.	Name	Min	FG		3P		FT		Rebounds		Fouls		TP	AS	TO	ST	Blocks		+/-
			M/A	M/A	M/A	M/A	OR	DR	OR	DR	PF	FD					BS	BA	
4	Ian Schiefelin	F 36:02	5-12	2-5	2-2	0	7	7	3	1	14	3	1	2	1	1	0	0	
24	PJ Hall	F 31:24	7-15	1-5	2-3	2	6	8	3	6	17	0	3	1	0	1	0	8	
1	Chase Hunter	G 35:07	8-15	0-5	2-3	1	6	7	1	2	18	5	4	1	1	1	1	1	
5	Jack Clark	G 30:03	2-3	1-1	2-2	3	1	4	2	2	7	2	1	0	0	0	0	0	
11	Joseph Girard III	G 31:34	1-5	1-5	1-3	0	4	4	2	2	4	6	1	0	0	0	0	-4	
2	Dillon Hunter	13:45	1-2	0-1	0-1	0	2	2	2	2	2	1	0	0	0	0	0	14	
10	RJ Godfrey	11:11	2-3	1-1	2-2	0	1	1	4	1	7	0							

2023-24 FINAL NOTES

CLEMSON BASKETBALL FINAL NOTES

- Just the second team in Clemson history to reach Elite 8 of NCAA Tournament, first time in 44 years. Accomplished this as a No. 6 seeded team in West regional, same seed and regional as the 1980 Clemson team. According to research by CBS Sports, the 44 years in between Elite 8 appearances is the fourth longest in the history of the tournament. The longest is a 54-year stretch by Loyola (Chicago).
- Defeated No. 3 seed Baylor and No. 2 seed Arizona in the NCAA Tournament. Win over No. 3 seed Baylor was best seed Clemson has beaten in NCAA Tournament since 1980. Then topped that with win over No. 2 Arizona that was the best seed Clemson has beaten in the NCAA Tournament.
- Had three players (PJ Hall, Chase Hunter, Ian Schieffelin) named to NCAA All-Regional team, most in one year in Clemson history. Had just two selections total previously (Larry Nance, 1980, Gabe Devoe, 2018).
- Clemson won its first three games of the NCAA Tournament as the underdog, the first team to do that since 1985.
- Clemson defeated nine NCAA Tournament teams, six in the regular season and three in the tournament, the most in a season in school history. Seven of the nine wins were recorded away from home, most in a season in school history.
- Recorded 12 wins away from home, an all-time school record for one season. Had six wins on opponent's home court, six wins on neutral sites.
- The 12 wins away from home included seven vs. NCAA Tournament teams, most in one season in Clemson history.
- Had five wins during the regular season against non-conference teams that reached the NCAA Tournament, most in one season in school history.
- Had five road ACC wins, tied for the most in a season in Clemson history.
- Won at North Carolina for just the second time in school history, the first road win over a ranked North Carolina team. Clemson had lost 37 straight in Chapel Hill to Top 25 North Carolina teams.
- The win at No. 3 North Carolina was the second highest ranked road win in Clemson history (beat No. 2 Maryland on road in 1975-76).
- Win at North Carolina was the first win for Clemson (anywhere) against a team that would become a No. 1 seed since 1997 (Kentucky) and just the fourth time ever Clemson has beaten a team that would go on to be a No. 1 seed (also UNC 1979 and UNC 1994).
- Recorded four wins over top 25 teams (beat No. 23 Alabama, No. 3 North Carolina, No. 14 Baylor and No. 9 Arizona). All four wins were away from home, the most wins away from home over Top 25 teams in one season in school history.
- The wins over No. 14 Baylor and No. 9 Arizona in the NCAA Tournament marked the first time Clemson has beaten Top 25 teams in consecutive games since Jan. 13-16, 2016 when the Tigers defeated No. 9 Duke and No. 8 Miami. Both were recorded on Clemson's then home court in Greenville, S.C. (Littlejohn was being renovated that year).
- The wins over No. 14 Baylor and No. 9 Arizona in consecutive games marked the first time Clemson has won consecutive games away from home over Top 25 teams since Jan. 17-21, 1975 when Clemson won at No. 5 Wake Forest in Winston-Salem (86-81) and at No. 2 Maryland (82-77).
- Recorded six wins in the month of February, most February wins in a season since 1990.
- Won 24 games, tied for fourth most in school history and just one off of school record of 25.
- Won 47 games over the last two years, two short of school record of 49 over consecutive years in 2006-07 and 2007-08.
- Won 25 ACC games over the last two years, school record for consecutive years, previous mark was just 20.
- Recorded back-to-back seasons of at least 10 ACC wins, a first in Clemson history.
- Back-to-back winning seasons in ACC for first time since a four-year run, 2007-08 through 2010-11.
- 10 ACC Road wins over the last two seasons, most in consecutive years in school history.
- Had a first-team All-ACC player in consecutive years for the first time ever. Hunter Tyson in 2022-23 and PJ Hall in 2023-24.
- Clemson limited New Mexico to just 29.7 percent shooting - the second lowest for a Clemson team in tournament history (Record is 25.8 percent vs. Auburn on 3/18/18). The 29.7 percent shooting for New Mexico was its lowest of the 2023-24 season - by a considerable margin. Their previous low was 35.4 percent in a three point loss to UNLV on Feb. 10.
- Clemson held New Mexico to 56 points, the Lobos fewest points in a game all year. The previous low was 58 in a game against Boise State.
- Clemson held Jamal Mashburn, Jr. (10th) and Jaalen House (11th), two of the top 11 scorers in New Mexico history, to a combined 18 points in 5-25 shooting from the field and 2-14 on three-point shooting.
- The Tigers were led once again by Chase Hunter who finished with 20 points and six assists. Despite leading by 15 points late in

the second half, the No. 14 ranked and No. 3 seeded Bears made a run, but the Tigers never relinquished. Hunter netted his third 20-point game of the year and second in a row after a game-high 21 points on 8-of-16 shooting from the floor against New Mexico and another 20-point outing against Baylor.

- Ian Schieffelin totaled his 10th and 11th double-doubles of the season with 16 points and 12 rebounds against New Mexico and 18 points and 11 rebounds against Alabama. With his 11th double-double, Schieffelin is just the second Clemson player to record double figures in double-doubles in a season since 2008-09. Hunter Tyson did it last year with 16, but that is the only other player to do it since Trevor Booker had 13 double-doubles in 2008-09. Schieffelin also had 17 double-digit rebounding games last season and 19 for his career.
- PJ Hall earned consecutive All-ACC honors, by earning First Team recognition in 2023-24. He was named Third Team in 2022-23. It was the first time in program history that Clemson has had First Team selections in back-to-back years (Hunter Tyson, 2023).
- Ian Schieffelin was named the program's second ACC Most Improved Player of the Year (Jaron Blossomgame, 2016).
- Joseph Girard III earned All-ACC Honorable Mention.

CLEMSON HAS 47 WINS OVER LAST TWO YEARS

- Clemson had a 23-11 record last year and finished 24-12 this year. That is a 47-23 record over the last two years. The 47 wins is the most in consecutive years in the Brad Brownell Era, as Clemson had 45 wins over consecutive years in 2017-18 and 2018-19. Prior to that year you have to go back to 2007-08 and 2008-09 when Clemson had 47 wins in a two year period. The record is 49 in back-to-back years in 2006-07 and 2008-08.
- Clemson has already set the school mark for ACC wins over consecutive seasons. Clemson was 14-6 in the ACC last year and 11-9 this year, giving the Tigers a 25-15 mark in the league over the last two years. The previous record for ACC wins over consecutive years was 19.

CLEMSON IS ONE OF 24 SCHOOLS TO ACHIEVE AT LEAST ONE SWEET 16 AND ONE ELITE EIGHT IN SEPARATE YEARS SINCE 2018

- Clemson's run to the Elite Eight in 2024 moved them into a formidable category of teams that have made a Sweet 16 and Elite Eight in separate years since 2018.
- The Tigers are one of 24 schools to do so and just one of five ACC schools to make the cut. Clemson, Duke, North Carolina, Florida State and Miami (Fla.).

TIGERS ADVANCE TO SWEET 16 FOR FIFTH TIME

- Clemson advanced to the Sweet 16 of the NCAA Tournament for the fifth time in its history with the victory over Baylor. Clemson reached the Elite 8 in 1980 under Bill Foster in its first NCAA Tournament appearance, then reached the Sweet 16 in 1990 under Cliff Ellis before losing on a buzzer shot against UConn, 71-70. Clemson also reached the Sweet 16 under Rick Barnes in 1997 with wins over Miami (Oh.) and Tulsa, before losing to Minnesota in double overtime.
- Clemson returned to the Sweet 16 in 2018 under Brad Brownell with wins over New Mexico State and Auburn. With the wins over New Mexico and Baylor, Brownell is the first Clemson coach to take two teams to the Sweet 16.

MEN'S SWEET 16 APPEARANCES SINCE 2017-18

Rk	School	Sweet 16s
1.	Gonzaga	6
2.	Houston	5
3.	Duke	4
	Michigan	4
	Purdue	4
6.	Alabama	3
	Arkansas	3
	Creighton	3
	Florida State	3
	North Carolina	3
	Tennessee	3
	Texas Tech	3
	UCLA	3
	Villanova	3
15.	Clemson	2
	Arizona	2
	Iowa State	2
	Kansas	2
	Kansas State	2
	Kentucky	2
	Loyola (Chicago)	2
	Miami (Fla.)	2
	Michigan State	2
	Oregon	2
	San Diego State	2
	Syracuse	2
	UConn	2

CLEMSON HAS SIX NCAA TOURNAMENT WINS AS LOWER SEED

- Clemson evened its overall NCAA Tournament record at 14-14 with the victories over New Mexico, Baylor and Arizona. Clemson has won six of those games under Brad Brownell, who is now 6-4 in NCAA Tournament games at Clemson. Brownell and Bill Foster (3-1) are the only Clemson coaches with a winning record in the NCAA Tournament.
- Clemson recorded its sixth NCAA Tournament win as a lower seed than its opponent with its win over No. 2 seed Arizona.
- Clemson recorded its first win as a lower seed in 1980 when No. 6 Clemson defeated No. 3 BYU and star guard Danny Ainge, 71-66.
- Clemson recorded its second victory as a lower seed in 1989 when the No. 9 seed Clemson defeated No. 8 seed St. Mary's, 83-70.
- Clemson gained another win as a lower seed the next year (1990) when the No. 5 Tigers defeated No. 4 seed LaSalle in the second round, 79-75.
- It would be until 2018 before Clemson won as a lower seed when the No. 5 Clemson Tigers defeated the No. 4 Auburn Tigers in the second round, 84-53.
- Clemson's fifth win as a lower seed came when No. 6 Clemson defeated No. 3 Baylor.

CLEMSON HAS 12 WINS AWAY FROM HOME, THREE OVER AP TOP 25 TEAMS

- With the victory over Arizona, Baylor, Clemson had 12 wins away from home this year, the most in Clemson history. The 1996-97 Clemson team under Rick Barnes had an 11-7 record away from home that year and recorded its 11th win away from home by winning a second round NCAA Tournament game in Kansas City.

MOST CLEMSON WINS AWAY FROM HOME IN A SEASON

Year	Away	Neutral	Total
1996-97	6-4	5-3	11-7
2023-24	6-6	6-2	12-8
2017-18	4-6	6-3	10-9
2008-09	7-4	3-2	10-6
2007-08	6-5	4-3	10-8
1989-90	6-5	4-3	10-8
1986-87	8-2	2-2	10-4
1975-76	7-4	3-1	10-5
1966-67	7-5	3-1	10-6
1938-39	6-7	4-0	10-7
2006-07	6-5	3-2	9-7
1976-77	6-2	3-2	9-4
1951-52	8-5	1-2	9-7
1935-36	9-4	0-1	9-5

CLEMSON'S MOST SUCCESSFUL BACK-TO-BACK SEASONS IN THE ACC

- Clemson finished 11-9 in the ACC this season, tied for fifth in the league. The Tigers finished 14-6 in 2022-23 and have now gone 25-15 over the last two seasons.
- The .625 winning percentage is the highest in program history over the course of back-to-back seasons in the ACC dating back to 1953-54.

CLEMSON'S MOST SUCCESSFUL TWO-YEAR RUNS IN ACC

Years	ACC Record	Pct.	Total Record	Pct.
2023-24	11-9	.550	25-15	.625
2022-23	14-6	.700		
1989-90	10-4	.714	17-11	.607
1988-89	7-7	.500		
1966-67	9-5	.643	17-11	.607
1965-66	8-6	.571		
2008-09	9-7	.562	19-13	.594
2007-08	10-6	.625		

CLEMSON'S NCAA HISTORY

- This was Clemson's 14th appearance in the NCAA Tournament. The Tigers now have a 14-14 record in games played on the court, including two victories this season in Memphis over New Mexico and Baylor to advance to the Tigers' fifth Sweet 16 and a win over No. 2 seed Arizona. Clemson has advanced to the Elite Eight twice (1980 and 2024) and the Sweet 16 five times (1980, 1990, 1997, 2018 and 2024). Clemson's appearance in the 1990 tournament was later vacated when freshman Wayne Buckingham was ruled academically ineligible. (Had the NCAA Clearinghouse been in place at the time, it would not have been an issue.) Buckingham later graduated from Clemson. Thus the 2-1 record from 1990 is vacated and the official record is 12-13.
- This was Clemson's first NCAA appearance since 2021 when Head Coach Brad Brownell took the Tigers to the Big Dance during the COVID season of 2020-21.
- Brownell took Clemson to the Sweet 16 in 2018 and is the only coach in program history to go to two in separate tournaments.
- In 2018, Clemson won its first two rounds against New Mexico State and Auburn to advance. The Tigers topped NMSU 79-68 in round one and then demolished Auburn 84-53 (largest victory margin

2023-24 FINAL NOTES

by a lower seeded team in NCAA history). The Tigers fell to Kansas in the Sweet 16, 80-76.

- Gabe DeVoe put on a show in 2018, recording one of the best tournament performances by a Tiger in Clemson history.
- DeVoe scored the third-most points (75), which produced the best scoring average in Clemson NCAA Tournament history (25.0 per game).
- He scored a career-high 31 points against Kansas in the Sweet 16 - marking the most by a Tiger in his final game since Larry Nance had 34 vs. Temple in a NIT game on March 12, 1981.
- Prior to that performance, Kansas had not had an opponent score 30+ points in a game since Nov. 22, 2016 when Yante Maten of Georgia scored 30.
- In 2011, Clemson won its first round game in Dayton against UAB and then lost to West Virginia in Tampa. Clemson made four consecutive NCAA Tournament appearances between 2008-11, three under Oliver Purnell and one under Brownell. Clemson made three straight appearances under Rick Barnes from 1996-98.
- When Clemson was chosen for the tournament in 2008 it was the first time in 10 years Clemson had been selected.
- Brad Brownell was the first Clemson coach to take the Tigers to the NCAA Tournament in his first year when the Tigers advanced in 2011. When Brownell and the Tigers defeated UAB in 2011 it broke a five-game NCAA Tournament losing streak.
- Prior to 2018, Clemson last advanced to the final 32 of the NCAA Tournament in 1997 when Clemson reached the Sweet 16 with wins over Miami (OH) and Tulsa at a region in Kansas City. Clemson then lost to Minnesota in double overtime in a game in San Antonio in the round of 16.
- Clemson has 14 NCAA Tournament wins and 11 of the 14 have taken place in the Central, Mountain or Pacific time zones. Clemson has just three wins in the Eastern time zone (Hartford in 1990 and Dayton in 2011).
- Clemson's first appearance was in 1980 and the Tigers advanced to the Elite Eight in that first appearance. Clemson defeated Utah State and BYU (and Danny Ainge) at Ogden, UT, then defeated Lamar (coached by Billy Tubbs) in Tucson, AZ before losing to UCLA (coached by Larry Brown) in the Elite Eight by 11 points.

CLEMSON'S MOST REGULAR SEASON WINS OVER NCAA TOURNAMENT TEAMS

- Clemson defeated six teams that advanced to the 2024 NCAA Tournament, including five non-conference teams. Four of the six wins came away from home.
- This is tied for the fourth-most wins over NCAA Tournament teams in a regular season in Clemson history.
- The five wins over non-conference NCAA Tournament teams is a record for one season. The previous best was four in 2020-21. This year, Clemson defeated NCAA Tournament non-conference teams from Alabama, South Carolina, TCU, Boise State and UAB. The Alabama win was on the Crimson Tide's home court, while UAB and TCU wins were are neutral sites.
- Clemson defeated No. 1 seed North Carolina on the road this year (just the second Clemson win in history in Chapel Hill).
- The first time Clemson has beaten a No. 1 seed since 1996-97 when Clemson opened the season with a win over a Kentucky team that was the defending national champion and would go on to a No. 1 seed for the 1997 tournament.
- **2020-21 (8 Wins)**
 - Alabama (2), Florida State (4), Purdue (4), North Carolina (8), Georgia Tech (9), Maryland (10), Syracuse (11), Morehead State (14)
- **1996-97 (8 Wins)**
 - Kentucky (1), Duke (2), South Carolina (2), Maryland (5, twice), Virginia (9, twice), Charleston Southern (15)
- **2017-18 (7 Wins)**
 - North Carolina (2), Ohio State (5), Miami (6), Florida (6), Florida State (9), NC State (9), Texas Southern (16)
- **2023-24 (6 Wins)**
 - North Carolina (1), Alabama (4), South Carolina (6), TCU (9), Boise State (10), UAB (12)
- **2022-23 (6 Wins)**
 - Duke (5), Penn State (10), NC State (11, 3 times), Pittsburgh (11)
- **2009-10 (6 Wins)**
 - Maryland (4), Butler (5), Florida State (9, twice), Georgia Tech (10), Winthrop (15)
- **1997-98 (6 Wins)**
 - South Carolina (3), Maryland (4), Florida State (12, twice), Iona (12), South Carolina State (15)
- **1989-90 (6 Wins)**
 - Duke (3), Georgia Tech (4), Virginia (7, twice), North Carolina

(8), Providence (9)

1988-89 (6 Wins)

- North Carolina, (2), Duke (2), Georgia Tech (6), South Carolina (12), Middle Tennessee State (13)

1986-87 (6 Wins)

- Virginia (6, twice), Georgia Tech (7, twice), NC State (11, twice)

CLEMSON'S SIX WINS IN FEBRUARY ARE MOST SINCE 1990

- Clemson finished the month of February with a 6-2 record, the most wins in the month since the Tigers went 8-0 in 1990.
- The Tigers have won six or more games in the month of February just eight times since joining the ACC in 1953-54.
- The six wins are tied for the fourth-most in program history in the month of February, but the .750 win percentage is tied for third-best.

CLEMSON'S MOST WINS IN FEBRUARY (ACC ERA)

Year	February Record	Pct.	Final Record	Pct.
1990	8-0	1.000	24-8	.750
1967	7-1	.875	17-8	.680
1966	7-3	.700	15-10	.600
2024	6-2	.750	24-12	.660
1987	6-2	.750	25-6	.806
1977	6-2	.750	22-6	.786
1980	6-3	.667	23-9	.719

CLEMSON WINS AT SYRACUSE IN JOSEPH GIRARD III'S RETURN

- Clemson won its second road game of the week on Feb. 10 when it defeated Syracuse 77-68.
- Joseph Girard III continued his strong week with a game-high 18-points in his return to the JMA Wireless Dome.
- Girard also secured his 2,000th career point in the process, hitting it on the head with his final free throw of the game to help seal the Tiger victory.
- It marked just the fourth time in program history that Clemson had won consecutive road ACC contests within a week of each other.

CLEMSON'S ACC ROAD WINS WITHIN ONE WEEK OF EACH OTHER

Date	Opponent	AP (CU/Opp)	Final Score
2-10-24	Syracuse	--	77-68
2-6-24	North Carolina	NR/3	80-76
1-7-23	Pittsburgh	--	75-74
1-4-23	Virginia Tech	--	68-65
2-14-87	Virginia	12/NR	94-90 (OT)
2-11-87	NC State	12/NR	78-75
1-21-76	Maryland	NR/2	82-77
1-17-76	Wake Forest	NR/5	86-81

CLEMSON BASKETBALL WINS FOR SECOND TIME EVER IN CHAPEL HILL

- Clemson never trailed in an 80-76 win over No. 3 North Carolina on Feb. 6, 2024.
- The win was the program's second-ever win on the road against the Tar Heels and also the highest ranked opponent Clemson has beaten on the opponents' home court since Jan. 21, 1976. An 82-77 win at No. 2 Maryland.
- The win was Clemson's first over a Top 3 team since Jan. 14, 2020 when Clemson defeated No. 3 Duke in Clemson 79-72.
- The Tigers were led by PJ Hall who finished with 25 points, nine rebounds and three assists. Hall finished with four 3-pointers. Joseph Girard III totaled 21 points and connecting on five 3-pointers. He added six boards and three assists.
- Ian Schieffelin totaled his sixth double-double of the season and seventh of his career with a 14-point, 11-rebound performance. The ACC's Most Improved Player finished 5-of-7 from the field. Chase Hunter added a team-high five assists to go with seven points.
- Clemson jumped out to a 17-4 advantage in the opening stanza and pushed the lead to a game-high 16 points near the end of the first half at 41-25. Leading by nine at the break, Clemson held North Carolina at bay for most of the night, but the Tar Heels made a run.
- With 8:57 remaining in the game, the Tar Heels engineered a 16-7 run to tie the game at 70-70 with a little over four minutes left.
- Clemson responded with a 7-0 run themselves to seemingly put the game out of reach. A last-second three by RJ Davis close the seven-point deficit to just four and Clemson prevailed 80-76.
- The Tigers finished with 14 assists and just five turnovers in the game.
- The Tigers' first-ever win in Chapel Hill came on January 11, 2020 in a 79-76 overtime victory.
- The victory snapped a 37-game losing streak against ranked UNC teams in Chapel Hill.
- The win was just Clemson's second in program history on the road against a Top 3 opponent in the AP Poll. The last time was an 82-77 win at Maryland on Jan. 21, 1976.

CLEMSON'S WINS OVER TOP 3 TEAMS IN AP POLL

Date	Opponent	AP	Final Score
2-6-24	at North Carolina	3	80-76
1-14-20	Duke	3	79-72
2-18-01	North Carolina	1	75-65
11-15-96	vs. Kentucky	3	79-71 (OT)
2-17-94	North Carolina	2	77-69
2-1-89	North Carolina	3	85-82
1-9-80	Duke	1	87-82 (OT)
1-27-79	North Carolina	2	66-61
1-21-76	at Maryland	2	82-77
1-22-75	Maryland	3	83-82

CLEMSON COMMITTED JUST FIVE TURNOVERS AT UNC

- Clemson committed just five turnovers against North Carolina in the Tigers' 80-76 win on Feb. 6.
- The five turnovers are tied for the third-fewest by an opponent in Smith Center history.
- Virginia committed four on 2-25-23 and Wisconsin had four on 11-30-11.
- Clemson was the fourth team in Smith Center history to commit just five in a game.

GAMES IN WHICH TWO PLAYERS GARNER 20-POINT, 15-REBOUND PERFORMANCES

- PJ Hall and Ian Schieffelin did something that hasn't been done at Clemson since at least the 1996-97 season.
- Hall posted 31 points and 17 rebounds, while Schieffelin added 20 points and 15 rebounds in a loss to Georgia Tech.
- It marked the first time a pair of teammates for Clemson have garnered at least 20 points and 15 rebounds in a game and just the third time in Division I that it has occurred since the 1996-97 season, per Stats Perform.

GAMES TWO TEAMMATES HAVE HAD 20-POINT, 15-REBOUND PERFORMANCES (DIVISION I SINCE 1996-97)

Date	Player, Team	Opponent	Pts.	Reb.
1-16-24	PJ Hall, Clemson	Georgia Tech	31	17
	Ian Schieffelin, Clemson		20	15
12-19-09	Damion Jones, Texas	North Carolina	25	15
	Dexter Pittman, Texas		23	15
3-20-05	Sean May, UNC	Iowa State	24	17
	Marvin Williams, UNC		20	15

TIGERS SET RECORD FOR HAVING MORE ASSISTS THAN TURNOVERS

- Clemson's streak of 19 consecutive games with more assists than turnovers is the longest for a Clemson in history and ended in game #20 against Louisville (13/13). The previous best for a Tiger team was the 1982-83 season when then Head Coach Bill Foster's Tigers had a streak of 13 consecutive games. That streak took place from the Jan. 24, 1983 Georgia Tech game through the March 5, 1983 Illinois-Chicago game.
- There has been just one other streak of seven games over the last 40 years and that came in 1983-84 when Clemson had a seven-game streak. The Tigers led the nation in assists per game that year with 20.39.
- Clemson has 312 assists and 210 turnovers so far this season for a 1.49 ratio. That is ahead of the Clemson single season record of 1.48 set during the 1980-81 season. Clemson is averaging 15.6 assists per game, the most on a per game basis since the 1989-90 Clemson team averaged 17.2 per contest.



HISTORY & RECORDS



DEMONTEZ STITT

A THIRD-TEAM ALL-ACC PERFORMER AS A SENIOR IN 2011, STITT IS THE ONLY TIGER TO START ON FOUR NCAA TOURNAMENT TEAMS. STITT PASSED AWAY SUDDENLY AT THE AGE OF 27 ON JULY 12, 2016. STITT WAS AWARDED HIS POSTHUMOUS DEGREE IN MAY 2018.

INDIVIDUAL RECORDS

MOST POINTS

Game Overall:	58	(29 FG, 0 FT) by James Erwin vs. Butler Guards, Feb. 9, 1912
	50	by J.W. Stribling vs. Erskine, Feb. 17, 1916
	46	(17 FG, 12 FT) by Bill Yarborough vs. South Carolina, Jan. 18, 1955
	46	(19 FG, 8 FT) by Butch Zatezalo vs. Wake Forest, Feb. 18, 1969
In Fike Fieldhouse:	46	(17 FG, 12 FT) by Bill Yarborough vs. South Carolina, Jan. 18, 1955
In Littlejohn Coliseum:	43	by Will Solomon vs. Virginia, Jan. 15, 2000
Away:	46	(19 FG, 8 FT) by Butch Zatezalo vs. Wake Forest, Feb. 18, 1969
At Neutral Site:	43	by Butch Zatezalo vs. NC State (at Charlotte, NC), Feb. 14, 1970
By a Freshman:	38	by Skip Wise vs. Pennsylvania, Nov. 30, 1974
By a Sophomore:	46	(17 FG, 12 FT) by Bill Yarborough vs. South Carolina, Jan. 18, 1955
By a Junior:	46	(19 FG, 8 FT) by Butch Zatezalo vs. Wake Forest, Feb. 18, 1969
By a Senior:	58	(29 FG, 0 FT) by James Erwin vs. Butler Guards, Feb. 9, 1912
vs. ACC Team:	46	(17 FG, 12 FT) by Bill Yarborough vs. South Carolina, Jan. 18, 1955
	46	(19 FG, 8 FT) by Butch Zatezalo vs. Wake Forest, Feb. 18, 1969
By a Non-Starter:	34	(9 FG, 8 3-PT FG, 8 FT) by David Young vs. Wake Forest, Jan. 12, 1991
By a Guard:	46	(17 FG, 12 FT) by Bill Yarborough vs. South Carolina, Jan. 18, 1955
	46	(19 FG, 8 FT) by Butch Zatezalo vs. Wake Forest, Feb. 18, 1969
By a Center:	58	(29 FG, 0 FT) by James Erwin vs. Butler Guards, Feb. 9, 1912
By a Forward:	37	by Garry Helms vs. Georgia Tech, Feb. 22, 1966
In Season Opener:	34	by Bill Yarborough vs. Presbyterian, Dec. 1, 1955
Player's First Game:	33	by Van Gregg vs. Georgia Tech, Nov. 28, 1972
Day:	80	by James Erwin (scored 22 vs. Furman and 58 vs. Butler Guards), Feb. 9, 1912
Overtime:	12	by Terrence Oglesby vs. Florida State, Jan. 12, 2008
Season:	659	(240 FG, 127 FT, 52 3FG) by PJ Hall, 2023-24
Career:	1,880	(*754 FG, 369 FT) by Elden Campbell, 1986-90

* - includes one three-point goal; \$ - double overtime game

BEST SCORING AVERAGE

Season:	28.3	by Bill Yarborough, 1954-55 (651 points in 23 games)
Season/Non-Starter:	14.4	by Devin Gray, 1993-94
Career:	23.48	by Butch Zatezalo, 1967-70 (1,761 points in 75 games)

POINTS PER MINUTE

Game (Min. 15 Pts.):	3.00	(18 in 6 Min.) by Gabe DeVoe vs. NC State, March 3, 2015
Season*:	.661	(645 in 976 Min.) by Butch Zatezalo, 1968-69
Career:	.617	(1766 in 2864 Min.) by Butch Zatezalo, 1967-70

* - minutes played unavailable for 1954-55 when Bill Yarborough averaged 28.3 points per game. If he averaged 40 minutes a game, he would have a .713 figure.

DOUBLE-FIGURE SCORING GAMES

Season:	32	by Terrell McIntyre, 1998-99 (35 games)
Every Game:	30-30	by Will Solomon, 1999-00
	24-24	by Butch Zatezalo, 1969-70
	23-23	by Bill Yarborough, 1954-55
Consecutive Games:	52	by Will Solomon (all 30 of 1999-2000 and first 22 of 2000-01)
Career:	97	by Elden Campbell, 1986-90
		by Greg Buckner, 1994-98
		by Terrell McIntyre, 1995-99
% of Games Played:	.933	(70-75) by Butch Zatezalo, 1967-70

20-POINT GAMES


Season:	22	by Bill Yarborough, 1954-55
% of Games Played:	.957	(22-23) by Bill Yarborough, 1954-55
Consecutive Games:	19	by Bill Yarborough (last three of 1953-54 and first 16 of 1954-55)
Career:	52	by Butch Zatezalo, 1967-70
% of Games Played:	.693	(52-75) by Butch Zatezalo, 1967-70
By a Freshman:	12	by Skip Wise, 1974-75

30-POINT GAMES

Season:	9	by Bill Yarborough, 1954-55
% of Games Played:	.391	(9-23) by Bill Yarborough, 1954-55
Consecutive:	2	by many players, many times
Career:	16	by Butch Zatezalo, 1967-70
% of Games Played:	.213	(16-75) by Butch Zatezalo, 1967-70

PRE-WORLD WAR II SCORING HIGHS

58.....	James Erwin vs. Butler Guards, Feb. 9, 1912
50.....	J.W. Stribling vs. Erskine, Feb. 17, 1916
31.....	Julian Robertson vs. Piedmont, Feb. 15, 1919
30.....	James Erwin vs. Wofford, Mar. 9, 1912
27.....	Banks McFadden vs. South Carolina, Feb. 19, 1938
25.....	James Erwin vs. Atlanta Agriculture, Jan. 31, 1914
25.....	Eddis Freeman vs. Presbyterian, Feb. 2, 1945
24.....	Dude Buchanan vs. The Citadel, Feb. 21, 1941
24.....	Marion Craig vs. Wake Forest, Jan. 12, 1943
22.....	James Erwin vs. Furman, Feb. 9, 1912
22.....	Caughman vs. Furman, Jan. 10, 1914
22.....	Alex Swails vs. Georgia Tech, Jan. 12, 1935
22.....	Alex Swails vs. Furman, Feb. 7, 1935
22.....	Banks McFadden vs. Presbyterian, Jan. 8, 1938
22.....	Banks McFadden vs. Furman, Jan. 12, 1940
22.....	Banks McFadden vs. The Citadel, Feb. 23, 1940
22.....	Dude Buchanan vs. North Carolina, Feb. 10, 1941
21.....	Ted Simons vs. Royal Athletic Club, Dec. 15, 1932
21.....	Banks McFadden vs. Wake Forest, Feb. 16, 1938
21.....	Banks McFadden vs. The Citadel, Feb. 20, 1939
21.....	Dude Buchanan vs. NC State, Jan. 13, 1940
21.....	Butch Butler vs. George Washington, Jan. 14, 1941
21.....	Marion Craig vs. Georgia Tech, Jan. 22, 1941
21.....	Marion Craig vs. Furman, Feb. 14, 1941
21.....	Marion Craig vs. Wake Forest, Jan. 14, 1942
21.....	Walt Sears vs. Furman, Feb. 10, 1942
21.....	Marion Craig vs. The Citadel, Feb. 24, 1943
21.....	Leonard Riddle vs. Presbyterian, Feb. 1, 1944
21.....	Whitney Graham vs. Wofford, Feb. 6, 1945
20.....	John Erwin vs. Furman, Feb. 9, 1912
20.....	Walter Colbert vs. Presbyterian College, Feb. 23, 1917
20.....	Alex Swails vs. Wofford, Jan. 15, 1935
20.....	Clyde Pennington vs. Presbyterian, Jan. 8, 1936
20.....	Clyde Pennington vs. South Carolina, Feb. 15, 1936
20.....	Banks McFadden vs. Wofford, Feb. 27, 1938
20.....	Banks McFadden vs. NC State, Jan. 19, 1940
20.....	Banks McFadden vs. South Carolina, Feb. 9, 1940



TERRELL McINTYRE SET THE RECORD FOR DOUBLE-FIGURE SCORING GAMES WITH 32 AS A SENIOR IN 1998-99.



INDIVIDUAL RECORDS

K.C. RIVERS SET CLEMSON'S CAREER RECORD WITH 281 THREE-POINTERS FROM 2005-09.



40-POINT GAMES

Season:	2	by Bill Yarborough, 1954-55
Career:	2	by Bill Yarborough, 1952-57 by Butch Zatezalo, 1967-70 by Will Solomon, 1998-01

MOST FIELD GOALS

Game:	29	by James Erwin vs. Butler Guards, Feb. 9, 1912
	19	by Butch Zatezalo at Wake Forest, Feb. 18, 1969
Consecutive Made:	16	by Greg Buckner 1994-95, (hit last vs. Appalachian State, 8-8 vs. The Citadel, 7-7 vs. Miami (Fla.))
Season:	256 (Att. 390)	by Horace Grant, 1986-87
Career:	754 (Att. 1342)	by Elden Campbell, 1986-90

MOST FIELD GOALS ATTEMPTED

Game:	42 (Made 13)	by Bill Yarborough vs. NC State, Dec. 14, 1954
Season:	623 (Made 247)	by Bill Yarborough, 1954-55
Career:	1,557 (Made 588)	by Bill Yarborough, 1952-57

BEST FIELD GOAL PERCENTAGE

Game:	1.000 (9-9)	by Tree Rollins vs. Boston College, Dec. 28, 1976
Game (Min. 10 Att.):	.923 (12-13)	by Larry Middleton vs. Rider, Dec. 1, 1985
	(12-13)	by Horace Grant vs. Georgia State, Nov. 28, 1986
	(12-13)	by Dale Davis vs. Georgia Tech, March 4, 1989
Season:	.674 (174-258)	by Harold Jamison, 1998-99 (Min. 100 made)
Career:	.6088 (454-746)	by Harold Jamison, 1995-99 (Min. 200 Made)

THREE-POINT FIELD GOALS

Game:	8	by David Young vs. Wake Forest, Jan. 12, 1991 by Chris Whitney at North Carolina, Feb. 17, 1993 by Terrell McIntyre at Florida State, Jan. 12, 1999 by Will Solomon vs. Virginia, Jan. 15, 2000 by Tony Stockman at North Carolina, Feb. 27, 2002 by K.C. Rivers at Virginia, Feb. 7, 2008 by Marquise Reed at Virginia Tech, Feb. 21, 2018 by Joseph Girard III, 2023-24
Season:	105	by Will Solomon (95 in 30 games), 2000-01
Season/Game:	3.17	by K.C. Rivers, 2005-09
Career:	281	by Chris Whitney (167 in 58 games), 1991-93
Career/Game:	2.88	

THREE-POINT GOAL ATTEMPTS

Game:	20	by Marquise Reed at Virginia Tech, Feb. 21, 2018
Season:	252	by Will Solomon, 2000-01
Season/Game:	8.4	by Will Solomon (252 in 30 games), 2000-01
Career:	729	by K.C. Rivers, 2005-09
Career/Game:	6.97	by Chris Whitney (404 in 58 games), 1991-93

THREE-POINT GOAL PERCENTAGE

Game:	1.000	by Marc Campbell (7-7) vs. Maryland, Feb. 19, 1983; vs. Virginia (7-7), Feb. 23, 1983
Season:	.515 (70-136)	by Michael Tait, 1986-87
Consecutive Made:	14	by Marc Campbell vs. Maryland, Feb. 19, 1983; vs. Virginia, Feb. 23, 1983 (17'9" distance)
	10	by Michael Tait vs. S. Carolina, Feb. 7, 1987; vs. NC State, Feb. 11, 1987
Career:	.515 (70-136)	by Michael Tait, 1985-87 (Min. 50 Att.)

MOST FREE THROWS

Game:	17 (Att. 17)	by Butch Zatezalo vs. Maryland, Jan. 17, 1968
Season:	189 (Att. 229)	by Butch Zatezalo, 1968-69
Career:	501 (Att. 610)	by Butch Zatezalo, 1967-70
Consecutive Made:	67	by Joseph Girard III, 2023-24

MOST FREE THROWS ATTEMPTED

Game:	19 (Made 10)	by Dale Davis vs. SC State, Dec. 17, 1990
	19 (Made 8)	by Chris Hobbs vs. Wake Forest, Feb. 13, 2002
Season:	229 (Made 189)	by Butch Zatezalo, 1968-69
Career:	610 (Made 501)	by Butch Zatezalo, 1967-70

BEST FREE THROW PERCENTAGE

Game:	1.000	14 times, the last being (10-10) by Joseph Girard III vs. Florida State, Feb. 24, 2024 (Min. 10 made)
Season:	93.5 (115-123)	by Joseph Girard III, 2023-24 (Min. 50 made)
Career:	93.5 (115-123)	by Joseph Girard III, 2023-24 (Min. 100 made)

REBOUNDS

Game:	30	by Tommy Smith vs. Georgia, Feb. 21, 1955
Season:	395	by Dale Davis, 1989-90
Average:	13.6	by Ron Richardson, 1951-52
Career:	1,311	by Tree Rollins, 1973-77
Average:	11.9	by Tree Rollins, 1973-77

INDIVIDUAL RECORDS

MOST OFFENSIVE REBOUNDS

Game: 11 by Dale Davis vs. SC State, Dec. 17, 1990
by Harold Jamison vs. South Carolina, Dec. 17, 1997
Season: 166 by Dale Davis, 1989-90
Career: 485 by Dale Davis, 1987-91

MOST DOUBLE-DOUBLES

Season: 20 by Dale Davis, 1989-90
Career: 61 by Tree Rollins, 1973-77

ASSISTS

Game: 20 by Grayson Marshall vs. Maryland-Eastern Shore, Nov. 25, 1985
Season: 262 by Grayson Marshall, 1985-86
Average: 7.93 (238-30) by Edward Scott, 2001-02
Career: 857 by Grayson Marshall, 1984-88
Average: 7.02 (857-122) by Grayson Marshall, 1984-88

DOUBLE-FIGURE ASSIST GAMES

Season: 11 by Grayson Marshall, 1985-86
Career: 25 by Grayson Marshall, 1984-88

ASSISTS BY A POST PLAYER

Game: 9 by Trevor Booker vs. East Carolina, Dec. 16, 2009
Season: 95 by James Mays, 2006-07
Career: 224 by Trevor Booker, 2006-10

DOUBLE-DOUBLES WITH ASSISTS

Season: 5 by Derrick Johnson, 1976-77
by Edward Scott, 2001-02
Career: 8 by Edward Scott, 1999-2003

MOST FOULS

Season: 110 by Chris Hobbs, 2001-02
Career: 383 by Chris Hobbs, 2000-04

ASSIST-TURNOVER RATIO

Game: 11 to 0 by Grayson Marshall at NC State, Feb. 11, 1987
Season: 3.03 (118-39) by Jordan Roper, 2015-16 (Min. 75 assists).
Career: 2.47 (857-347) by Jordan Roper, 2015-16 (Min. 75 assists).
By Non-Guard: 1.772 by Clarke Bynum, 1980-84

BLOCKED SHOTS

Game: 10 by Tree Rollins vs. Presbyterian, Dec. 13, 1975;
vs. Duke, Feb. 23, 1977; vs. Jacksonville, Dec. 16, 1976
by Sharon Wright vs. UNC Greensboro,
Dec. 12, 1992; vs. Maryland, Jan. 26, 1993
Season: 124 by Sharon Wright, 1992-93
Average: 4.25 (119-28) by Tree Rollins, 1974-75
Career: 450 by Tree Rollins, 1973-77
Average: 4.09 (450-110) by Tree Rollins, 1973-77

STEALS

Game: 7 by Stan Rome vs. Maryland, Jan. 19, 1977
by Devin Gray vs. The Citadel, Dec. 19, 1992
by Terrell McIntyre vs. Georgia Tech, March 1, 1998
by K.C. Rivers vs. Duke, Feb. 4, 2009
by Andre Young vs. Maryland, Jan. 31, 2010
Season: 83 by Vernon Hamilton, 2005-06
Average: 2.68 (83-31) by Vernon Hamilton, 2005-06
Career: 271 by Vernon Hamilton, 2003-07
Average: 2.13 (271-127) by Vernon Hamilton, 2003-07

MOST DUNKS

Game: 8 by Tree Rollins vs. Wake Forest, Jan. 15, 1977
Season: 62 by Harold Jamison, 1998-99
Career: 160 by Elden Campbell, 1986-90

MOST CHARGES TAKEN

(Since 1978-79)

Game: 4 by Marvin Dickerson vs. North Carolina, Jan. 27, 1979
by Bobby Conrad vs. North Carolina, Jan. 27, 1979
by Marc Campbell vs. Georgia Tech, Jan. 26, 1984
Season: 32 by Bobby Conrad, 1978-79
Career: 62 by Bobby Conrad, 1976-80

GAMES PLAYED

Season: 36 by Trevor Booker, 2006-07
by Vernon Hamilton, 2006-07
by Cliff Hammonds, 2006-07
by James Mays, 2006-07
by Sam Perry, 2006-07
by David Potter, 2006-07
by K.C. Rivers, 2006-07
by Raymond Sykes, 2006-07
by Rod Hall, 2013-14
by Damarcus Harrison, 2013-14
by K.J. McDaniels, 2013-14
by PJ Hall, 2023-24
by Joseph Girard III, 2023-24
by Chase Hunter, 2023-24
by Ian Schieffelin, 2023-24
by RJ Godfrey, 2023-24
by Chauncey Wiggins, 2023-24
by Dillon Hunter, 2023-24
Career: 140 by Hunter Tyson, 2018-23

GAMES STARTED

Season: 36 by Trevor Booker, 2006-07
by Vernon Hamilton, 2006-07
by Cliff Hammonds, 2006-07
by Rod Hall, 2013-14
by PJ Hall, 2023-24
by Joseph Girard III, 2023-24
by Chase Hunter, 2023-24
by Ian Schieffelin, 2023-24
Career: 134 by Trevor Booker, 2006-10
Consecutive Starts: 134 by Trevor Booker, 2006-10

MINUTES PLAYED

Game: 55 by Vincent Hamilton vs. Duke, Feb. 24, 1982
Season: 1,250 by Terrell McIntyre, 1998-99
Career: 4,285 by Cliff Hammonds, 2004-08

MINUTES PER GAME

Season: 39.04 by Butch Zatezalo, 1968-69
Career: 38.2 by Butch Zatezalo, 1967-70

MOST WINS

Season: 26 by Elden Campbell, 1989-90
by Marion Cash, 1989-90
by Dale Davis, 1989-90
by Derrick Forrest, 1989-90
by Kirkland Howling, 1989-90
by Sean Tyson, 1989-90
by David Young, 1989-90
Career: 93 by Trevor Booker, 2006-10
by David Potter, 2006-10
92 by Hunter Tyson, 2018-23
91 by K.C. Rivers, 2005-09
88 by Jerai Grant, 2007-11
85 by Raymond Sykes, 2005-09
by Demontez Stitt, 2007-11



DALE DAVIS POSTED 20 DOUBLE-DOUBLES IN THE 1989-90 SEASON.



INDIVIDUAL GAME BESTS

CLEMSON INDIVIDUAL SCORING

#	Name	Site-Opponent	Date
58	James Erwin	N2-Butler Guards	2-9-1912
50	J.W. Stribling	H-Erskine	2-17-1916
46	Bill Yarborough	H-South Carolina	1-18-1955
46	Butch Zatezalo	A-Wake Forest	2-18-1969
43	Butch Zatezalo	N1-NC State	2-14-1970
43	Will Solomon	H-Virginia	1-15-2000
41	Will Solomon	H-Georgia Tech	1-24-2001
40	Bill Yarborough	H-Virginia	12-17-1954
39	Choppy Patterson	H-The Citadel	12-17-1960
38	Bill Yarborough	H-Duke	1-11-1956
38	Butch Zatezalo	H-Wake Forest	2-27-1969
38	Skip Wise	H-Pennsylvania	11-30-1974
37	Garry Helms	H-Georgia Tech	2-22-1966
37	Will Solomon	A-Penn State	12-1-1999
36	Bill Yarborough	H-Wake Forest	2-26-1955
36	Butch Zatezalo	H-Duke	1-20-1968
36	Edward Scott	H-Florida State	2-23-2002

N1 - Charlotte, N.C.; N2 - Greenville, S.C.

OPPONENT INDIVIDUAL SCORING

#	Name	Site-Opponent	Date
56	Darrell Floyd	A-Furman	2-24-1955
49	Pete Maravich	N1-Louisiana State	12-20-1969
45	George Glamack	A-North Carolina	2-10-1941
45	Buzz Wilkinson	A-Virginia	2-14-1955
45	Lennie Rosenbluth	H-North Carolina	1-14-1956
45	Lennie Rosenbluth	N2-North Carolina	3-7-1957
44	Grady Wallace	A-South Carolina	3-2-1957
43	Hawkeye Whitney	H-NC State	1-30-1979
42	Bob McCarthy	A-Virginia	2-13-1956
42	Tate Armstrong	A-Duke	2-24-1976

N1 - Charlotte, N.C.; N2 - Raleigh, N.C.

CLEMSON POINTS PER MINUTE

(Minimum 15 Points Scored since 1968-69)

Ratio	Pts-Min	Player	Site-Opponent	Date
3.00	18-6	Gabe DeVoe	H- NC State	3-3-2015
2.17	17-8	Anthony Jenkins	H-Wake Forest	2-16-1983
1.29	18-14	Shawan Robinson	H-Bethune-Cookman	11-18-2005
1.24	26-21	Elden Campbell	N2-Florida International	12-29-1987
1.20	30-25	Anthony Jenkins	H-Duke	3-2-1983
1.20	24-20	Horace Grant	H-Florida International	1-12-1987
1.20	24-20	K.C. Rivers	H-Western Carolina	12-23-2006
1.18	26-22	Stan Rome	H-Tennessee Tech	12-11-1976
1.18	26-22	Rayfield Ragland	H-Miami (Fla.)	12-20-1994
1.17	21-18	Cliff Hammonds	H-East Tennessee State	12-9-2005
1.16	43-37	Will Solomon	H-Virginia	1-15-2000
1.15	46-40	Butch Zatezalo	H-Wake Forest	2-18-1969
1.15	23-20	Marty Patterson	H-Duke	2-27-1974
1.15	23-20	Colon Abraham	H-Roanoke	2-26-1977

N1 - Charlotte, N.C.; N2 - Tampa, Fla.; Note: Anthony Jenkins has the record for 10 points or more with 11 points in two minutes (5.5) vs. Washington in Anchorage, Alaska, Nov. 28, 1983.

OPPONENT POINTS PER MINUTE

(Minimum 15 Points Scored)

Ratio	Pts-Min	Player	Site-Opponent	Date
1.40	56-40	Darrell Floyd	A-Furman	2-24-1955
1.37	41-30	Kenny Smith	H-North Carolina	1-28-1987
1.33	20-15	Jo Jo Hunter	A-Maryland	1-16-1978
1.29	27-21	Walter Davis	H-North Carolina	1-9-1974
1.26	29-23	Bob Verga	A-Duke	1-12-1965
1.228	43-34	Hawkeye Whitney	H-NC State	1-30-1979
1.225	49-40	Pete Maravich	H-Louisiana State	12-20-1969
1.19	19-16	B.J. Elder	H-Georgia Tech	2-6-2002
1.18	33-28	Pete Maravich	A-Louisiana State	1-24-1968
1.17	42-36	Tate Armstrong	A-Duke	2-25-1976
1.17	21-18	Kyle Julius	N1-Furman	12-29-1999

N1 - Greenville, S.C.

HIGHEST SCORING % OF TEAM'S POINTS - CLEMSON

%	Pts-Team	Player	Site-Opponent	Date
.744	58-78	James Erwin	N1-Butler Guards	2-9-1912
.694	50-72	J.W. Stribling	H-Erskine	2-17-1986
.548	46-84	Butch Zatezalo	A-Wake Forest	2-18-1969
.544	31-57	Jaron Blossomgame	H-Virginia	3-1-2016
.529	46-87	Bill Yarborough	H-South Carolina	1-18-1955
.524	33-63	Bill Yarborough	H-Maryland	1-8-1955
.518	29-56	Bill Yarborough	A-Presbyterian	2-1-1955
.514	36-70	Butch Zatezalo	H-Duke	2-20-1968
.512	43-84	Butch Zatezalo	N2-NC State	2-14-1970
.507	38-75	Skip Wise	H-Pennsylvania	11-30-1974

N1 - Greenville, S.C.; N2 - Charlotte, N.C.

HIGHEST SCORING % OF TEAM'S POINTS - OPPONENT

%	Pts-Team	Player	Site-Opponent	Date
.597	43-72	Hawkeye Whitney	H-NC State	1-30-1979
.592	45-76	George Glamack	A-North Carolina	2-10-1941

.556	45-81	Lennie Rosenbluth	N1-North Carolina	3-7-1957
.507	36-71	Mark Macon	H-Temple	1-19-1991
.494	39-79	Harold Deane	H-Virginia	1-10-1996
.492	30-61	Jason Stewart	H-Furman	12-16-1995
.488	20-41	Tim Duncan	H-Wake Forest	1-21-1996
.486	35-72	Rich Yunkus	A-Georgia Tech	1-6-1971
.483	28-58	Damous Anderson	H-Florida State	2-12-2000
.479	35-73	Vince Taylor	A-Duke	3-24-1982
.475	29-61	Lee Raker	A-Virginia	1-20-1979

N1 - Raleigh, N.C.

POINTS BY 2 PLAYERS - CLEMSON

Pts	Players	Site-Opponent	Date
74	Ja. Erwin 58, Jo. Erwin 16	N1-Butler Guards	2-9-1912
64	Zatezalo 46, Thomas 18	A-Wake Forest	2-18-1969
62	Helms 37, Gardner 25	H-Georgia Tech	2-22-1966
62	Ra. Mahaffey 34, Ri. Mahaffey 28	H-Virginia	1-14-1967
62	Ragland 32, Gray 30	A-Charleston Southern	12-1-1993
61	Yarborough 46, Holzschuh 15	H-South Carolina	1-18-1955
61	Yarborough 34, Holzschuh 27	H-Georgia	2-21-1955
61	Zatezalo 35, Yates 26	H-Virginia	2-24-1969
60	Scott 30, Stockman 30	H-Wake Forest	2-13-2002

N1 - Greenville, S.C.

POINTS BY 2 PLAYERS - OPPONENT

Pts	Players	Site-Opponent	Date
75	Floyd 56, Thomas 19	A-Furman	2-24-1955
71	Hemric 41, Davis 30	A-Wake Forest	2-4-1955
71	Wilkinson 45, McCarthy 26	A-Virginia	2-14-1955
70	Maravich 49, Hester 21	H-Louisiana State	12-20-1969
69	Wallace 44, Perizola 25	A-South Carolina	3-2-1957
67	Hansbrough 39, Ellington 28	A-North Carolina	2-10-2008
66	Hemric 37, Brooks 29	H-Wake Forest	2-19-1952
65	Jackson 36, Jacobson 29	N1-Minnesota	3-20-1997

N1 - NCAA Midwest Regional at San Antonio, Texas

CLEMSON INDIVIDUAL FIELD GOALS

#	(Att)	Name	Site-Opponent	Date
29	(NA)	James Erwin	N2-Butler Guards	2-9-1912
19	(38)	Butch Zatezalo	A-Wake Forest	2-18-1969
17	(NA)	Bill Yarborough	H-South Carolina	1-18-1955
17	(NA)	Choppy Patterson	H-The Citadel	12-17-1960
17	(31)	Skip Wise	H-Pennsylvania	11-30-1974
16	(20)	Garry Helms	H-Georgia Tech	2-22-1966
16	(28)	Butch Zatezalo	H-Virginia	2-24-1969
16	(32)	Butch Zatezalo	N1-NC State	2-14-1970

N1 - Charlotte, N.C.; N2 - Greenville, S.C.

OPPONENT INDIVIDUAL FIELD GOALS

#	(Att)	Name	Site-Opponent	Date
22	(NA)	Darrell Floyd	A-Furman	2-24-1955
22	(30)	Pete Maravich	N3-Louisiana State	12-20-1969
19	(31)	Lennie Rosenbluth	N1-North Carolina	3-7-1957
18	(NA)	Grady Wallace	A-South Carolina	3-2-1957
18	(29)	Tate Armstrong	A-Duke	2-25-1976
18	(31)	Hawkeye Whitney	H-NC State	1-30-1979
17	(NA)	Frank Selvy	A-Furman	1-12-1954
17	(22)	David Thompson	A-NC State	2-4-1973
17	(20)	Dick Miller	H-Niagara	1-3-1973
17	(25)	Albert King	N2-Maryland	2-29-1980
17	(23)	Frank Burnell	H-Stetson	11-28-1981

N1 - Raleigh, N.C.; N2 - Greensboro, N.C.; N3 - Charlotte, N.C.

CLEMSON INDIVIDUAL FIELD GOAL ATTEMPTS

FGA	FGM	Name	Site-Opponent	Date
42	13	Bill Yarborough	H-NC State	12-14-1955
38	19	Butch Zatezalo	A-Wake Forest	2-18-1969
37	11	Butch Zatezalo	H-Furman	1-4-1968
32	16	Butch Zatezalo	N1-NC State	2-14-1970
31	17	Skip Wise	H-Pennsylvania	11-30-1974
30	17	Choppy Patterson	H-The Citadel	12-17-1960
30	13	Jim Brennan	N2-Baylor	12-30-1963
30	11	Butch Zatezalo	H-South Carolina	1-6-1968
29	15	Choppy Patterson	A-Maryland	2-28-1961
29	10	Edward Scott	A-Wake Forest	3-1-2003

N1 - Charlotte, N.C.; N2 - El Paso, Texas

OPPONENT INDIVIDUAL FIELD GOAL ATTEMPTS

FGA	FGM	Name	Site-Opponent	Date
32	16	Alberto Baptiste	H-Rider	12-15-1979
32	10	Pete Maravich	H-Louisiana State	12-7-1968
31	18	Hawkeye Whitney	H-NC State	1-30-1979
31	11	Billy Cunningham	H-North Carolina	12-3-1963
30	22	Pete Maravich	N1-Louisiana State	12-20-1969
30	9	Walt Williams	H-Maryland	2-22-1992
29	18	Tate Armstrong	A-Duke	2-25-1976
29	14	Pete Maravich	A-Louisiana State	1-24-1968
28	14	Bob Verga	H-Duke	2-14-1967
28	11	Walt Williams	N1-Maryland	3-12-1992

N1 - Charlotte, N.C.

INDIVIDUAL GAME BESTS

CLEMSON INDIVIDUAL FIELD GOAL PERCENTAGE

(Min. 10 Attempts)

Pct	FG-FGA	Name	Site-Opponent	Date
.923	12-13	Larry Middleton	H-Rider	12-1-1985
.923	12-13	Horace Grant	H-Georgia State	11-28-1986
.923	12-13	Dale Davis	H-Georgia Tech	3-4-1989
.909	10-11	Stan Rome	H-Maryland	1-22-1975
.909	10-11	John Campbell	H-Furman	1-23-1980
.909	10-11	Elden Campbell	N1-Florida International	12-29-1987
.909	10-11	Devin Gray	A-Duke	1-27-1992
.909	10-11	Corey Wallace	H-Liberty	12-5-1992
.909	10-11	Sharone Wright	H-NC State	3-3-1993
.909	10-11	Elijah Thomas	H-Texas Southern	11-24-2017
.909	10-11	Elijah Thomas	H-Wake Forest	2-3-2019
.900	9-10	Chris Dodds	H-West Virginia Tech	12-16-1980
.900	9-10	Horace Grant	H-Florida International	1-12-1987
.900	9-10	Dale Davis	A-The Citadel	11-28-1989
.900	9-10	Andre Bovain	N2-Texas	12-28-1991
.900	9-10	Devin Gray	A-West Virginia	3-21-1994
.900	9-10	Sharone Wright	H-Appalachian State	1-24-1994

N1 - Tampa, Fla.; N2 - El Paso, Texas. Miscellaneous - Highest Perfect Game: 9-9 by Tree Rollins vs. Boston College at Milwaukee, Wis., 12-28-76; Best % (Min. 20 Att.): .800 (16-20) by Garry Helms vs. Georgia Tech at Clemson, S.C., 2-22-66; Best % (Min. 30 Att.): .567 (17-30) by Choppy Patterson vs. The Citadel, 12-17-60

OPPONENT INDIVIDUAL FIELD GOAL PERCENTAGE

(Min. 10 Attempts)

Pct.	FG-FGA	Name	Site-Opponent	Date
1.00	10-10	Mike Crenshaw	H-Georgia	12-5-1963
1.00	10-10	Matt Geiger	A-Georgia Tech	3-8-1992
.933	14-15	Keith Gatlin	H-Maryland	2-17-1985
.909	10-11	Rick Katherman	H-Duke	2-4-1970
.909	10-11	Vann Williford	H-NC State	2-1-1969
.909	10-11	Brent Kell	N1-Evansville	12-27-1993
.909	10-11	Kenny Holmes	A-South Carolina	2-6-1982
.900	9-10	Wally Walker	H-Virginia	1-25-1976
.900	9-10	Rick Carlisle	A-Virginia	1-22-1983

N1 - Honolulu, Hawaii.

3-POINT GOALS - CLEMSON

Made	Att	Name	Site-Opponent	Date
8	20	Marcquise Reed	A-Virginia Tech	2-21-2018
8	12	Will Solomon	H-Virginia	1-15-2000
8	12	Tony Stockman	A-North Carolina	2-27-2002
8	11	Terrell McIntyre	A-Florida State	1-12-1999
8	11	K.C. Rivers	A-Virginia	2-7-2008
8	10	David Young	H-Wake Forest	1-12-1991
8	10	Chris Whitney	A-North Carolina	2-17-1993
7	16	Lou Richie	N1-Evansville	12-27-1993
7	13	Terrell McIntyre	H-Florida State	2-14-1999
7	13	Will Solomon	N2-North Carolina	3-9-2001
7	13	Tony Stockman	N3-Morris Brown	11-17-2001
7	11	Gabe DeVoe	H-Pittsburgh	2-8-2018
7	10	Jordan Roper	H-Florida State	1-2-2016
7	10	K.C. Rivers	A-Virginia Tech	1-29-2009
7	10	Chris Whitney	A-Maryland	1-25-1992
7	10	Chris Whitney	A-Georgia Tech	3-8-1992
7	9	Andre Young	H-Georgia Tech	1-21-2012
7	7	Marc Campbell	H-Virginia	2-23-1983
7	7	Marc Campbell	A-Maryland	2-19-1983

N1 - Honolulu, Hawaii; N2 - Atlanta, Ga.; N3 - Virgin Islands

3-POINT GOALS - OPPONENTS

Made	Att	Name	Site-Opponent	Date
11	17	Craig Dawson	H-Wake Forest	2-13-2002
8	15	Harold Deane	H-Virginia	1-10-1996
8	15	Rashod Johnson	N4-W. Michigan	3-13-1998
8	13	Mark Macon	H-Temple	1-19-1991
8	13	Rashad McCants	A-North Carolina	3-2-2004
8	11	Jeff McInnis	H-North Carolina	2-14-1996
8	11	Lamar Peters	N5-Mississippi State	12-8-2018

7	14	Bernard Barrow	H-George Washington	12-22-1999
7	13	Mark Sears	N-Alabama	3-30-2024
7	13	William Cook	N1-Appalachian State	12-10-1994
7	13	Jason Stewart	H-Furman	12-16-1995
7	12	Peca Arsic	N3-Delaware	11-29-1996
7	12	Darius Lane	H-Seton Hall	11-21-2000
7	13	Ian Chadwick	H-Wofford	11-21-1999
7	11	Ian Andersen	A-Charlotte	11-22-2008
7	11	Todd Billet	H-Virginia	1-18-2003
7	10	Shane Battier	H-Duke	3-1-2000
7	9	Shaun Fein	H-Georgia Tech	1-24-2001

N1 - Greensboro, N.C.; N2 - Miami, Fla.; N3 - San Juan, PR; N4 - Chicago, Ill.; N5 - Newark, N.J.

3-POINT ATTEMPTS - CLEMSON

Att	Made	Name	Site-Opponent	Date
20	8	Marcquise Reed	A-Virginia Tech	2-21-2018
16	7	Lou Richie	N2-Evansville	12-27-1993
16	5	Terrell McIntyre	N1-Florida State	3-4-1999
14	6	Tony Stockman	A-Florida State	1-24-2002
13	7	Terrell McIntyre	H-Florida State	2-14-1999
13	7	Will Solomon	N3-North Carolina	3-9-2001
13	7	Tony Stockman	N4-Morris Brown	11-17-2001
13	6	Tony Stockman	A-Maryland	1-20-2002
13	5	Terrence Oglesby	A-North Carolina	1-21-2009
13	4	Terrence Oglesby	H-Georgia Tech	1-25-2009
13	3	Terrell McIntyre	A-Virginia	2-21-1998

N1 - Charlotte, N.C.; N2 - Honolulu, Hawaii; N3 - Atlanta, Ga.; N4 - Virgin Islands

3-POINT ATTEMPTS - OPPONENTS

Att	Made	Name	Site-Opponent	Date
22	6	Walt Williams	H-Maryland	2-22-1992
17	11	Craig Dawson	H-Wake Forest	2-23-2002
17	4	Levell Sanders	A-Seton Hall	12-19-1997
16	5	Claudell Harris Jr.	N-Boston College	3-13-2024
15	8	Harold Deane	H-Virginia	1-10-1996
15	8	Rashod Johnson	N1-Western Michigan	3-13-1998
15	6	Curtis Staples	A-Virginia	2-21-1998
15	3	Tony Rutland	H-Wake Forest	1-21-1996
15	2	Dave Mooney	H-Coastal Carolina	12-12-1987

N1 - Chicago, Ill.

3-POINT PERCENTAGE - CLEMSON

(Min. 5 Made)

Pct.	Md-At	Name	Site-Opponent	Date
1.000	7-7	Marc Campbell	A-Maryland	2-19-1983
1.000	7-7	Marc Campbell	H-Virginia	2-23-1983
1.000	5-5	Michael Tait	H-Virginia	1-31-1987
1.000	5-5	Corey Wallace	A-West Virginia	3-21-1994
1.000	5-5	Gabe DeVoe	H-Texas Southern	11-24-2017
.857	6-7	Michael Tait	N1-Wake Forest	1-10-1987
.857	6-7	Rayfield Ragland	A-Charleston Southern	12-1-1993
.857	6-7	Bruce Martin	A-Maryland	2-25-1995
.857	6-7	Andrius Jurkunas	A-NC State	2-27-2000
.857	6-7	Will Solomon	H-North Carolina	2-6-2000
.857	6-7	Shawan Robinson	H-Hampton	11-19-2004
.857	6-7	Terrence Oglesby	A-East Carolina	12-5-2007
.833	5-6	Marc Campbell	A-Duke	1-29-1983
.833	5-6	Anthony Jenkins	H-Wake Forest	2-16-1983
.833	5-6	Michael Brown	H-North Carolina	1-28-1987
.833	5-6	Michael Tait	H-Winthrop	1-26-1987
.833	5-6	Andrius Jurkunas	A-Miami (Fla.)	12-23-1995
.833	5-6	Tony Christie	H-Virginia	1-20-1998
.833	5-6	Edward Scott	H-Florida State	2-23-2002
.833	5-6	Shawan Robinson	H-North Carolina	1-31-2004
.833	5-6	Troy Mathis	N2-Puerto Rico-Mayaguez	12-19-2005
.833	5-6	Cliff Hammonds	H-Boston College	1-20-2007
.833	5-6	David Potter	A-Liberty	11-17-2009
.833	5-6	Jordan Roper	H-Virginia Tech	2-14-2015
.833	5-6	Nick Honor	H-NC State	1-5-2021
.833	5-6	Chase Hunter	H-Bellarmine	11-18-2022

Consecutive Made: 14 by Marc Campbell vs. Maryland, Virginia, 1982-83; 10 by Michael Tait vs. South Carolina, NC State, 1986-87


N1 - Greensboro, N.C.; N2 - San Juan, Puerto Rico

3-POINT GOAL PERCENTAGE - OPPONENTS

(Minimum 5 Made)

Pct.	Md-At	Name	Site-Opponent	Date
1.000	6-6	Sam Cassell	H-Florida State	1-20-1993
.857	6-7	Frank Young	N5-West Virginia	3-29-2007
.857	6-7	Joe Rahon	A-Boston College	2-2-2013
.857	6-7	Michael Devove	A-Georgia Tech	1-20-2021
.833	5-6	Matt Doherty	N1-North Carolina	3-11-1983
.833	5-6	Rusty LaRue	H-Wake Forest	1-22-1994
.833	5-6	Travis Best	A-Georgia Tech	2-1-1995
.777	7-9	Shaun Fein	H-Georgia Tech	1-24-2001
.727	8-11	Jeff McInnis	H-North Carolina	2-14-1996
.714	5-7	Ralph Lewis	N2-Saint Mary's	3-16-1989
.714	5-7	Brian Howard	A-NC State	1-3-1990
.714	5-7	Tom Gugliotta	H-NC State	2-10-1991
.714	5-7	Matt Santangelo	N3-Gonzaga	11-23-1997
.714	5-7	Kyle Julius	N4-Furman	12-29-1999

N1 - Atlanta, Ga.; N2 - Boise, Idaho; N3 - Fairbanks, Alaska; N4 - Greenville, S.C.; N5 - New York, N.Y.



MARC CAMPBELL MADE 14 CONSECUTIVE THREE-POINT GOALS OVER THE COURSE OF BACK TO BACK GAMES IN 1983.



INDIVIDUAL GAME BESTS

CLEMSON INDIVIDUAL FREE THROWS MADE

Made	Att	Name	Site-Opponent	Date
17	17	Butch Zatezalo	H-Maryland	1-15-1968
16	17	Butch Zatezalo	H-Wake Forest	2-27-1969
16	18	Milton Jennings	A-Virginia Tech	1-27-2013
15	18	Bill Yarborough	A-Maryland	2-14-1956
14	18	Jim Brennan	H-Virginia	2-29-1964
14	16	Richie Mahaffey	H-Virginia	1-14-1967
14	16	Bill Yarborough	H-Duke	1-11-1956

OPPONENT INDIVIDUAL FREE THROWS MADE

Made	Att	Name	Site-Opponent	Date
22	26	Steve Nye	H-Presbyterian	12-4-1952
20	23	Malcolm Delaney	A-Virginia Tech	2-6-2010
19	24	Lennie Rosenbluth	A-North Carolina	1-14-1956
18	22	Pete Maravich	H-Louisiana State	12-7-1968
17	20	Bucky Allen	H-Duke	12-4-1956
17	19	Steve Lawrence	A-Furman	2-10-1966
17	19	Charlie Davis	A-Wake Forest	2-18-1969
17	19	Tyler Hansbrough	A-North Carolina	2-10-2008
17	18	Jerry Smith	H-Furman	12-30-1961

CLEMSON INDIVIDUAL FREE THROW ATTEMPTS

Att	Made	Name	Site-Opponent	Date
19	10	Dale Davis	H-SC State	12-17-1990
19	8	Chris Hobbs	H-Wake Forest	2-13-2002
18	13	Butch Zatezalo	H-South Carolina	1-6-1968
18	15	Bill Yarborough	A-Maryland	2-14-1956
18	14	Jim Brennan	H-Virginia	2-29-1964
18	13	Vince Yockel	A-The Citadel	1-30-1956
18	11	Horace Grant	H-Wake Forest	2-18-1987
18	10	Dale Davis	H-Western Carolina	1-16-1991
18	10	Dale Davis	H-Wisconsin-Green Bay	12-8-1990
18	16	Milton Jennings	H-Virginia Tech	1-27-2013
17	17	Butch Zatezalo	H-Maryland	1-15-1968
17	16	Butch Zatezalo	H-Wake Forest	2-27-1969
17	13	Choppy Patterson	A-Syracuse	12-2-1960
17	13	Bud Martin	H-Furman	1-19-1972
17	12	Vince Yockel	N1-Miami (Fla.)	1-5-1956
17	12	Butch Zatezalo	H-NC State	2-1-1969
17	11	Randy Mahaffey	H-NC State	2-4-1967
17	11	Richie Mahaffey	H-Maryland	1-15-1968
17	10	Vernon Hamilton	H-Florida State	2-27-2005
17	9	Vince Yockel	H-Virginia	1-3-1958
17	8	Trevor Booker	H-Western Carolina	12-22-2009

N1 - Mobile, Ala.

OPPONENT INDIVIDUAL FREE THROW ATTEMPTS

Att	Made	Name	Site-Opponent	Date
26	22	Steve Nye	H-Presbyterian	12-4-1952
24	19	Lennie Rosenbluth	A-North Carolina	1-14-1956
23	20	Malcolm Delaney	A-Virginia Tech	2-6-2010
22	18	Pete Maravich	H-Louisiana State	12-7-1968
22	13	Joe Smith	A-Maryland	2-25-1995
21	16	Harry Daniels	A-The Citadel	12-16-1961
20	17	Bucky Allen	H-Duke	12-4-1956
20	10	Dickie Hemric	H-Wake Forest	1-14-1953
19	17	Steve Lawrence	A-Furman	2-10-1966
19	17	Charlie Davis	A-Wake Forest	2-18-1969
19	17	Tyler Hansbrough	A-North Carolina	2-10-2008
19	14	Alvin Jones	H-Georgia Tech	1-24-2001
19	12	John Adams	H-Presbyterian	1-15-1956

CLEMSON HIGHEST INDIVIDUAL PERFECT FREE THROW SHOOTING GAMES

#-Att	Name	Site-Opponent	Date
17-17	Butch Zatezalo	H-Maryland	1-15-1968
13-13	Butch Zatezalo	A-Furman	1-23-1969
12-12	Dick Yeary	N2-North Carolina	12-8-1956
12-12	Bobby Conrad	N1-Wake Forest	2-7-1979
12-12	Fred Gilliam	A-South Carolina	12-6-1980
11-11	Butch Zatezalo	A-Furman	1-23-1969
11-11	David Angel	H-NC State	1-20-1973
11-11	Marty Patterson	H-Duke	2-27-1974

N1 - Greensboro, N.C.; N2 - Charlotte, N.C.

OPPONENT HIGHEST INDIVIDUAL PERFECT FREE THROW SHOOTING GAMES

#-Att	Name	Site-Opponent	Date
16-16	Paul Long	H-Wake Forest	1-31-1967
16-16	Charlie Davis	H-Wake Forest	2-28-1970
14-14	Doug Edwards	A-Florida State	2-8-1992
14-14	Matt Heldman	A-Illinois	12-13-1997
13-13	Bruce Grim	A-Furman	1-27-1977
12-12	Jerry Smith	A-Furman	1-29-1962
12-12	Dick Esleek	A-Furman	1-23-1969
12-12	Charlie Davis	H-Wake Forest	2-27-1969
12-12	Chuck Eidson	A-South Carolina	2-12-2003
11-11	Walter Davis	H-North Carolina	1-9-1974
11-11	John Roche	H-South Carolina	1-26-1970
11-11	Zam Fredrick	H-South Carolina	2-8-1981
11-11	Steve Bucknall	A-North Carolina	2-25-1989
11-11	Cherokee Parks	A-Duke	1-4-1995
11-11	Justin Gray	A-Wake Forest	3-1-2003

CLEMSON INDIVIDUAL REBOUNDS

#	Name	Site-Opponent	Date
30	Tommy Smith	H-Georgia	2-21-1955
25	Donnie Mahaffey	H-Georgia	1-3-1963
24	Donnie Mahaffey	H-The Citadel	1-14-1963
24	Tree Rollins	N1-Delaware	12-28-1973
23	Tree Rollins	H-Tennessee Tech	12-11-1976
23	Tree Rollins	H-Maryland	1-19-1977
22	David Angel	N1-Auburn	12-30-1971
22	Tree Rollins	H-Harvard	11-28-1975
22	Tree Rollins	H-Baptist	12-6-1975
21	Earle Maxwell	N2-North Carolina	2-18-1961
21	David Angel	H-Virginia	1-27-1973
21	Dale Davis	H-North Carolina	2-1-1989
21	Dale Davis	H-SC State	12-17-1990

N1 - Greenville, S.C.; N2 - Charlotte, N.C.

OPPONENT INDIVIDUAL REBOUNDS

#	Name	Site-Opponent	Date
36	Dickie Hemric	A-Wake Forest	2-4-1955
29	Paul Silas	H-Creighton	12-15-1962
28	Ronnie Shavlik	A-NC State	2-4-1956
28	Fred Lentz	H-South Carolina	3-2-1957
27	Billy Cunningham	N1-North Carolina	2-16-1963
25	Dave Cowens	A-Florida State	1-22-1970
25	Tom Owens	N1-South Carolina	2-13-1970
23	Pete Brennan	H-North Carolina	1-18-1958
23	Jim Fox	H-South Carolina	2-13-1965
23	J.J. Hickson	A-NC State	2-16-2008
21	Ronnie Shavlik	NC State	2-5-1955
21	George Stepanovich	NC State	1-31-1959
21	Mike Lewis	A-Duke	1-9-1968
21	Will Hetzel	H-Maryland	2-22-1969
21	Tom Burleson	A-NC State	1-17-1972

N1 - Charlotte, N.C.

CLEMSON INDIVIDUAL OFFENSIVE REBOUND BESTS

(Since 1978-79)

Reb	Name	Site-Opponent	Date
11	Dale Davis	H-SC State	12-17-1990
11	Harold Jamison	H-South Carolina	12-17-1997
10	Horace Grant	H-Georgia State	12-18-1985
10	Horace Grant	H-Wake Forest	2-18-1987
10	Dale Davis	H-Duke	3-2-1988
10	Sharone Wright	A-UAB	3-22-1993
10	Sharrod Ford	H-Georgia Tech	2-28-2004
10	James Mays	A-Maryland	1-13-2007
9	Horace Grant	H-Duke	2-26-1986
9	Dale Davis	A-Maryland	1-9-1988
9	Dale Davis	N1-Middle Tennessee	12-27-1988
9	Dale Davis	A-NC State	1-3-1990
9	Dale Davis	H-Furman	12-2-1990
9	Dale Davis	N2-Florida Atlantic	12-21-1990
9	Dale Davis	H-Georgia Tech	3-2-1991
9	Sharone Wright	N3-Appalachian State	12-28-1992
9	Devin Gray	A-Florida State	2-20-1993
9	Sharrod Ford	A-Miami	1-26-2005
9	Ian Schieffelin	H-The Citadel	11-7-2022
9	PJ Hall	H-Georgia Tech	1-16-2024

N1 - Portland, Ore.; N2 - Miami, Fla.; N3 - Charlotte, N.C.

DUNKS BY CLEMSON

Dunks	Name	Site-Opponent	Date
8	Tree Rollins	H-Wake Forest	1-15-1977
7	Moose Campbell	H-North Carolina	1-2-1980
7	Sharone Wright	H-Appalachian State	1-24-1994
7	Harold Jamison	H-Butler	3-18-1999
6	Larry Nance	H-Illinois Tech	12-13-1980
6	Harold Jamison	H-NC State	1-5-1999
6	Akin Akingbala	H-Georgia Tech	3-4-2006
6	K.J. McDaniels	A-Virginia Tech	2-4-2012

CHARGES TAKEN BY CLEMSON

CT	Name	Site-Opponent	Date
4	Marvin Dickerson	H-North Carolina	1-27-1979
4	Bobby Conrad	H-North Carolina	1-27-1979
4	Marc Campbell	A-Georgia Tech	1-26-1984

CLEMSON INDIVIDUAL ASSISTS

#	Name	Site-Opponent	Date
20	Grayson Marshall	H-Maryland-Eastern Shore	11-25-1985
18	Derrick Johnson	N1-Boston College	12-28-1976
16	Derrick Johnson	H-Buffalo	12-14-1976
16	Edward Scott	H-Wake Forest	2-13-2002
15	Mike Eppley	H-Saint Francis (N.Y.)	1-4-1983
14	Chris Whitney	H-Liberty	12-5-1992
14	Edward Scott	H-Charleston Southern	12-22-2001
13	Grayson Marshall	H-Middle Tennessee	3-13-1986
13	Lou Richie	H-Florida State	2-19-1994
13	Lou Richie	H-Southern Mississippi	3-17-1994
13	Edward Scott	H-NC State	1-15-2002

N1 - Milwaukee, Wis.; N2 - Little Rock, Ark.; N3 - Greensboro, N.C.

INDIVIDUAL GAME BESTS

OPPONENT INDIVIDUAL ASSISTS

#	Name	Site-Opponent	Date
17	Tyrone Bogues	N1-Wake Forest	1-10-1987
14	Brian Oliver	A-Georgia Tech	1-25-1989
13	Sidney Lowe	A-NC State	2-4-1981
13	Sidney Lowe	A-NC State	2-9-1983
13	Neal Murray	H-Middle Tennessee	12-15-1984
13	Steve Hale	A-North Carolina	2-23-1985
13	Drew Barry	A-Georgia Tech	3-13-1993
13	Steve Blake	A-Maryland	1-20-2002
13	Greivis Vasquez	A-Maryland	2-24-2010
13	Kendall Marshall	A-North Carolina	2-18-2012

N1 - Greensboro, N.C.

CLEMSON INDIVIDUAL BLOCKED SHOTS

#	Name	Site-Opponent	Date
10	Tree Rollins	H-Presbyterian	12-13-1975
10	Tree Rollins	H-Jacksonville	12-16-1976
10	Tree Rollins	H-Duke	2-23-1977
10	Sharone Wright	H-UNC Greensboro	12-12-1992
10	Sharone Wright	H-Maryland	1-26-1993
9	Tree Rollins	H-Saint John's	12-1-1973
9	Tree Rollins	H-Maryland	1-22-1975
9	Sharrod Ford	A-Maryland	2-22-2005
8	Tree Rollins	H-Virginia	1-26-1974
8	Tree Rollins	H-Furman	12-29-1973
8	Tree Rollins	A-Furman	1-23-1974
8	Tree Rollins	H-Virginia	1-25-1975
8	Tree Rollins	H-NC State	2-22-1975
8	Tree Rollins	H-North Carolina	1-20-1977
8	Tree Rollins	H-North Carolina	1-29-1977
8	Elden Campbell	H-Florida International	1-12-1987
8	Elden Campbell	H-Radford	12-9-1989
8	Sharone Wright	N1-Maryland	3-12-1992
8	Sharone Wright	H-Duke	1-15-1994
8	Sharrod Ford	H-East Tennessee State	12-15-2003
8	Trevor Booker	H-North Carolina	1-17-2007
8	Jerai Grant	H-East Carolina	12-29-2010
8	Landry Nnoko	A-Virginia Tech	2-6-2016

N1 - Charlotte, N.C.

OPPONENT INDIVIDUAL BLOCKED SHOTS

#	Name	Site-Opponent	Date
10	Cherokee Parks	N2-Duke	3-11-1994
7	Mike Gminski	A-Duke	2-20-1980
7	Tim Duncan	A-Wake Forest	1-21-1995
7	Sam Harris	H-Old Dominion	11-18-2007

6	Mike Gminski	N1-Duke	3-3-1977
6	Derrick Lewis	A-Maryland	1-16-1985
6	Cedric Lewis	A-Maryland	1-5-1991
6	Mark Strickland	H-Temple	1-19-1991
6	Brendan Haywood	A-North Carolina	1-17-2001
6	Matt Minoff	H-Yale	1-2-2002
6	Jarvis Varnado	A-Mississippi State	11-15-2007

N1 - Greensboro, N.C.; N2 - Charlotte, N.C.

CLEMSON INDIVIDUAL STEALS

#	Name	Site-Opponent	Date
7	Stan Rome	H-Maryland	1-19-1977
7	Devin Gray	H-The Citadel	12-19-1992
7	Terrell McIntyre	H-Georgia Tech	3-1-1998
7	K.C. Rivers	H-Duke	2-4-2009
7	Andre Young	H-Maryland	1-31-2010
6	Stan Rome	H-Maryland	2-11-1978
6	Fred Gilliam	H-Maryland	2-9-1980
6	Mike Eppley	A-South Carolina	1-27-1983
6	Michael Tait	H-Maryland	1-17-1987
6	Marion Cash	N1-Villanova	12-27-1989
6	David Young	H-Furman	12-2-1990
6	Corey Wallace	H-Howard	12-5-1992
6	Lou Richie	H-Florida State	2-19-1994
6	Iker Iturbe	H-NC State	3-1-1995
6	Greg Buckner	H-Maryland	12-4-1997
6	Edward Scott	N2-Duke	3-9-2000
6	Vernon Hamilton	H-UNC Asheville	11-23-2004
6	Cheyenne Moore	H-Georgia Tech	2-8-2005
6	Vernon Hamilton	H-Wofford	12-6-2005
6	Vernon Hamilton	H-North Carolina	1-17-2007
6	James Mays	H-Furman	11-12-2007
6	K.C. Rivers	N2-North Carolina	3-16-2008
6	Avry Holmes	H-Georgia Tech	2-13-2016

N1 - San Diego, Calif.; N2 - Charlotte, N.C.

OPPONENT INDIVIDUAL STEALS

#	Name	Site-Opponent	Date
10	Mo Rivers	A-NC State	1-12-1974
10	Zakee Wadood	H-ETSU	12-15-2003
7	Steve Dade	H-Catholic	11-24-1978
7	Mark Price	A-Georgia Tech	1-26-1984
7	Nate McMillian	H-NC State	2-5-1986
7	Chad Leonard	H-The Citadel	12-18-1994
7	Delvon Arrington	H-Florida State	2-23-2002
7	Javaris Crittenton	A-Georgia Tech	2-3-2007

THE 20-20 CLUB

(20 Points & 20 Rebounds in the Same Game)

By Clemson

Pts-Reb	Name	Site-Opponent	Date
23-30	Tommy Smith	H-Georgia	2-21-1955
21-20	Earle Maxwell	H-Virginia	2-3-1961
25-20	Tommy Mahaffey	H-South Carolina	2-21-1961
20-20	Donnie Mahaffey	A-Virginia Military	1-28-1963
21-20	Donnie Mahaffey	H-Virginia	2-8-1963
27-22	David Angel	N1-Auburn	12-30-1971
22-20	Tree Rollins	H-Saint John's	12-1-1973
28-23	Tree Rollins	H-Tennessee Tech	12-11-1976
20-20	Tree Rollins	H-Georgia Tech	1-8-1977
22-23	Tree Rollins	H-Maryland	1-19-1977
21-20	Horace Grant	H-Georgia State	12-18-1985
33-20	Horace Grant	H-Wake Forest	2-18-1987
21-21	Dale Davis	H-North Carolina	2-1-1989
21-21	Dale Davis	H-SC State	12-17-1990

N1 - Greenville, S.C.

By Opponents


Pts-Reb	Name	Site-Opponent	Date
26-23	Pete Brennan	H-North Carolina	1-18-1958
21-21	Lee Shaffer	N-North Carolina	3-5-1959
27-20	Art Heyman	N1-Duke	3-2-1962
23-29	Paul Silas	H-Creighton	12-15-1962
27-20	Jim Barnes	A-Texas-El Paso	12-28-1963
30-23	Jim Fox	H-South Carolina	2-13-1965
33-21	Will Hetzel	H-Maryland	2-22-1969
29-25	Dave Cowens	A-Florida State	1-22-1970
22-25	Tom Owens	N2-South Carolina	2-13-1970
24-21	Tom Burleson	A-NC State	1-17-1972
22-20	Eric Williams	H-Wake Forest	1-11-2006

N1 - Raleigh, N.C.; N2 - Charlotte, N.C.

CLEMSON TRIPLE-DOUBLES

(at least 10 points, rebounds, assists, or blocked shots in a game)

12/13/75	Tree Rollins vs. Presbyterian (20 points, 14 rebounds, 10 blocks)
2/23/77	Tree Rollins vs. Duke (16 points, 15 rebounds, 10 blocks)
12/12/92	Sharone Wright vs. UNC Greensboro (21 points, 15 rebounds, 10 blocks)
1/26/93	Sharone Wright vs. Maryland (12 points, 14 rebounds, 10 blocks)



TOM MAHAFFEY POSTED 25 POINTS AND 20 REBOUNDS IN 1961 AGAINST SOUTH CAROLINA.



INDIVIDUAL SEASON BESTS

POINTS

1.	PJ Hall	2023-24	659
2.	Bill Yarborough	1954-55	651
	Horace Grant	1986-87	651
4.	Butch Zatezalo	1968-69	645
5.	Terrell McIntyre	1998-99	627
	Will Solomon	1999-00	627
7.	K.J. McDaniels	2013-14	614
8.	Marcquise Reed	2018-19	602
9.	Will Solomon	2000-01	591
10.	Jaron Blossomgame	2016-17	584
11.	Jaron Blossomgame	2015-16	580
12.	Elden Campbell	1989-90	575
13.	Butch Zatezalo	1969-70	564
14.	Billy Williams	1979-80	562
15.	Horace Grant	1985-86	556
16.	Marcquise Reed	2017-18	553
17.	Butch Zatezalo	1967-68	552
18.	Vince Yockel	1955-56	544
	Joseph Girard III	2023-24	544
19.	Dale Davis	1989-90	537
20.	Elden Campbell	1987-88	525
21.	Sharone Wright	1993-94	522
22.	Greg Buckner	1997-98	521

SCORING AVERAGE

1.	Bill Yarborough	1954-55	28.3
2.	Butch Zatezalo	1968-69	25.8
3.	Butch Zatezalo	1967-68	23.0
4.	Butch Zatezalo	1969-70	21.7
5.	Horace Grant	1986-87	21.0
6.	Vince Yockel	1955-56	20.92
7.	Will Solomon	1999-00	20.90
8.	Vince Yockel	1956-57	19.8
9.	Will Solomon	2000-01	19.7
10.	Marcquise Reed	2018-19	19.4

POINTS PER MINUTE

Rk	Player	Year	Pts	Min	Pt/M
1.	Butch Zatezalo	1968-69	645	976	.661
2.	Elden Campbell	1987-88	525	808	.650
3.	Horace Grant	1986-87	651	1010	.645
4.	PJ Hall	2023-24	659	1040	.633
5.	Stan Rome	1976-77	427	680	.630
6.	Elden Campbell	1988-89	507	814	.623
7.	Anthony Jenkins	1982-83	209	340	.615
8.	Stan Rome	1975-76	304	508	.598
9.	Will Solomon	2000-01	591	998	.592

10.	Will Solomon	1999-00	627	1079	.581
-----	--------------	---------	-----	------	------

Note: Since 1968-69, minimum of 200 points scored

REBOUNDS

1.	Dale Davis	1989-90	395
2.	Sharone Wright	1993-94	362
3.	Tree Rollins	1976-77	359
4.	Horace Grant	1985-86	357
5.	Harold Jamison	1998-99	346
6.	Dale Davis	1990-91	340
	Ian Schieffelin	2023-24	340
8.	Tree Rollins	1974-75	328
9.	Ron Richardson	1951-52	327
10.	Hunter Tyson	2022-23	325

REBOUND AVERAGE

1.	Ron Richardson	1951-52	13.6
2.	Tree Rollins	1976-77	12.8
3.	Marvin Robinson	1951-52	12.6
4.	Tree Rollins	1973-74	12.2
5.	Dale Davis	1990-91	12.1
6.	Tree Rollins	1974-75	11.7
7.	Richie Mahaffey	1967-68	11.5
8.	Charles Gage	1953-54	11.35
9.	Dale Davis	1989-90	11.29
10.	Tom Mahaffey	1960-61	11.27

DOUBLE-DOUBLES

1.	Dale Davis	1989-90	20
2.	Tree Rollins	1976-77	19
	Dale Davis	1990-91	19
4.	Sharone Wright	1993-94	18
5.	Tom Mahaffey	1960-61	16
	Tree Rollins	1973-74	16
	Horace Grant	1985-86	16
	Hunter Tyson	2022-23	16
9.	Sharone Wright	1992-93	15
10.	Tree Rollins	1974-75	14

OFFENSIVE REBOUNDS

(Since 1978-79)

1.	Dale Davis	1989-90	166
2.	Horace Grant	1985-86	144
3.	Sharone Wright	1992-93	128
4.	Harold Jamison	1997-98	126
5.	Sharone Wright	1993-94	124
6.	Harold Jamison	1998-99	123
7.	Dale Davis	1990-91	122
8.	Sharone Wright	1991-92	120

9.	Sidy Djitte	2016-17	116
10.	Horace Grant	1986-87	114

FIELD GOALS MADE

1.	Horace Grant	1986-87	256
2.	Bill Yarborough	1954-55	247
3.	PJ Hall	2023-24	240
4.	Billy Williams	1979-80	229
5.	Butch Zatezalo	1968-69	228
6.	Elden Campbell	1989-90	225
7.	Jaron Blossomgame	2016-17	220
8.	Elden Campbell	1987-88	217
9.	Butch Zatezalo	1969-70	213
	Will Solomon	1999-00	213

FIELD GOAL ATTEMPTS

1.	Bill Yarborough	1954-55	623
2.	Butch Zatezalo	1968-69	538
3.	Will Solomon	1999-00	531
4.	Butch Zatezalo	1967-68	515
5.	PJ Hall	2023-24	492
6.	Butch Zatezalo	1969-70	483
7.	Bill Yarborough	1955-56	480
8.	Vince Yockel	1955-56	476
9.	Choppy Patterson	1960-61	465
10.	Will Solomon	2000-01	461

FIELD GOAL PERCENTAGE

(Min. of 125 Attempts)

1.	Harold Jamison	1998-99	.674
2.	Dale Davis	1988-89	.670
3.	Horace Grant	1986-87	.656
4.	Jerai Grant	2009-10	.632
5.	Elden Campbell	1987-88	.629
6.	Dale Davis	1989-90	.625
7.	Elijah Thomas	2018-19	.612
8.	Trevor Booker	2006-07	.602
9.	Horace Wyatt	1981-82	.601
10.	Harold Jamison	1996-97	.597

THREE-POINT FIELD GOALS

Rk	Player	Year	GP	Att	Made
1.	Joseph Girard III	2023-24	36	254	105
2.	Terrell McIntyre	1998-99	35	246	99
3.	Will Solomon	2000-01	30	252	95
4.	Will Solomon	1999-00	30	248	93
5.	Terrence Oglesby	2008-09	32	237	92
6.	K.C. Rivers	2006-07	36	223	88
7.	Chris Whitney	1992-93	30	213	87
8.	Gabe DeVoe	2017-18	35	217	86
9.	Terrence Oglesby	2007-08	34	211	85
10.	Chris Whitney	1991-92	28	191	80
	Tony Stockman	2001-02	27	220	80
	K.C. Rivers	2007-08	34	199	80
	Andre Young	2010-11	34	202	80

THREE-POINT FIELD GOALS PER GAME

Rk	Player	Year	Md	GP	3Pt/G
1.	Will Solomon	2000-01	95	30	3.16
2.	Will Solomon	1999-00	93	30	3.10
3.	Joseph Girard III	2023-24	105	36	2.92
4.	Chris Whitney	1992-93	87	30	2.90
5.	Terrence Oglesby	2008-09	92	32	2.88
6.	Chris Whitney	1991-92	80	28	2.86
	Tony Stockman	2001-02	80	28	2.86
8.	Terrell McIntyre	1998-99	99	35	2.83
9.	Terrence Oglesby	2007-08	85	34	2.50
10.	Gabe DeVoe	2017-18	86	35	2.46

THREE-POINT FIELD GOAL ACCURACY

(Min. 50 Made)

Rk	Player	Year	FGM-FGA	Pct.
1.	Michael Tait	1986-87	70-136	.515
2.	Marc Campbell	# 1982-83	37-73	.507
3.	Shawan Robinson	2002-03	28-59	.475
4.	Alex Hemenway	2022-23	33-70	.471
5.	Anthony Jenkins	# 1982-83	31-66	.470
6.	Shelton Mitchell	2016-17	29-64	.453
7.	Anthony Jenkins	1986-87	60-133	.451
8.	Michael Brown	1986-87	34-76	.447
9.	Jaron Blossomgame	2015-16	45-101	.446
10.	Bruce Martin	1994-95	64-144	.444

- 17'9" distance on three-point goals.



PJ HALL SCORED 659 POINTS DURING THE 2023-24 SEASON, THE MOST IN CLEMSON HISTORY.

INDIVIDUAL SEASON BESTS

FREE THROWS MADE

1. Butch Zatezalo	1968-69	189
2. Butch Zatezalo	1967-68	174
3. Richie Mahaffey	1967-68	165
4. Bill Yarborough	1954-55	157
5. K.J. McDaniels	2013-14	154
6. Sharone Wright	1993-94	150
Marcquise Reed	2018-19	150
8. Choppy Patterson	1960-61	146
9. Horace Grant	1985-86	140
10. Jim Brennan	1963-64	139

FREE THROW ATTEMPTS

1. Richie Mahaffey	1967-68	250
2. Sharone Wright	1993-94	233
3. Butch Zatezalo	1968-69	229
4. Dale Davis	1989-90	213
5. Butch Zatezalo	1967-68	212
6. Elden Campbell	1989-90	207
7. Dale Davis	1990-91	205
8. Bill Yarborough	1954-55	198
9. Horace Grant	1986-87	195
10. Horace Grant	1985-86	193

FREE THROW PERCENTAGE

1. Joseph Girard III	2023-24	.935
2. Shawan Robinson	2005-06	.913
3. Marcquise Reed	2016-17	.906
4. Gary Burnisky	1963-64	.898
5. Jim Sutherland	1966-67	.897
6. John Snee	1950-51	.860
7. Shelton Mitchell	2017-18	.857
8. Tim Kincaid	1987-88	.856
9. Jim Sutherland	1965-66	.850
Chase Hunter	2023-24	.850

Note: Minimum of 2.5 free throws per game and must play 75% of team's games.



SHAWAN ROBINSON SHOT A CLEMSON-BEST 91.3 PERCENT AT THE FREE THROW LINE TO LEAD THE ACC IN 2005-06.

DUNKS

(Since 1967-68)

1. Harold Jamison	1998-99	62
2. Akin Akingbala	2005-06	59
3. K.J. McDaniels	2013-14	58
4. Larry Nance	1980-81	55
5. Sharone Wright	1993-94	54
6. Tree Rollins	1976-77	53
Dale Davis	1990-91	53
8. Devin Gray	1992-93	50
9. Devin Booker	2011-12	47
10. Elden Campbell	1987-88	46

CHARGES TAKEN

(Since 1978-79)

1. Bobby Conrad	1978-79	32
2. Marvin Dickerson	1978-79	24
3. Jerry Pryor	1987-88	21
4. Bobby Conrad	1979-80	20
Grayson Marshall	1984-85	20
6. Billy Williams	1978-79	18
Demontez Stitt	2008-09	18
8. Billy Williams	1979-80	16
Chris Hobbs	2003-04	16
10. Fred Gilliam	1980-81	15
Iker Iturbe	1996-97	15
Tanner Smith	2010-11	15

STEALS

(Since 1975-76)

1. Vernon Hamilton	2005-06	83
2. Chris Whitney	1992-93	73
3. Vernon Hamilton	2006-07	70
4. James Mays	2006-07	69
5. Vernon Hamilton	2004-05	68
6. Cliff Hammonds	2007-08	66
Marcquise Reed	2018-19	66
8. K.C. Rivers	2007-08	64
9. Greg Buckner	1994-95	63
10. Bobby Conrad	1979-80	60
Devin Gray	1992-93	60
Cliff Hammonds	2006-07	60

STEALS PER GAME

1. Vernon Hamilton	2005-06	2.68
2. Chris Whitney	1992-93	2.43
3. Sean Tyson	1990-91	2.42
4. Greg Buckner	1994-95	2.25

5. Vernon Hamilton	2004-05	2.13
Marcquise Reed	2018-19	2.13
7. Devin Gray	1992-93	2.00
Terrell McIntyre	1997-98	2.00
9. Vernon Hamilton	2006-07	1.94
Cliff Hammonds	2007-08	1.94

BLOCKED SHOTS

(Since 1973-74)

1. Sharone Wright	1992-93	124
2. Tree Rollins	1974-75	119
3. Tree Rollins	1975-76	117
4. Tree Rollins	1976-77	108
5. Tree Rollins	1973-74	106
6. K.J. McDaniels	2013-14	100
7. Sharone Wright	1993-94	99
8. Elden Campbell	1989-90	97
9. Elden Campbell	1987-88	88
10. Elden Campbell	1988-89	87

BLOCKED SHOTS PER GAME

1. Tree Rollins	1974-75	4.25
2. Tree Rollins	1975-76	4.18
3. Sharone Wright	1992-93	4.13
4. Tree Rollins	1973-74	4.08
5. Tree Rollins	1976-77	3.86
6. Elden Campbell	1987-88	3.14
7. Elden Campbell	1988-89	3.00
8. Sharone Wright	1993-94	2.91
9. K.J. McDaniels	2013-14	2.78
10. Elden Campbell	1989-90	2.77

ASSISTS

(Since 1969-70)

1. Grayson Marshall	1985-86	262
2. Edward Scott	2001-02	238
3. Grayson Marshall	1986-87	221
4. Chris Whitney	1991-93	193
5. Grayson Marshall	1984-85	192
6. Terrell McIntyre	1998-99	188
7. Chris Dodds	1980-81	187
8. Grayson Marshall	1987-88	182
Lou Richie	1993-94	182
10. Marion Cash	1989-90	174

ASSISTS PER GAME

1. Edward Scott	2001-02	7.93
2. Grayson Marshall	1985-86	7.71

3. Grayson Marshall	1986-87	7.37
4. Grayson Marshall	1984-85	6.62
5. Chris Whitney	1992-93	6.43
6. Grayson Marshall	1987-88	6.27
7. Derrick Johnson	1976-77	6.04
8. Chris Dodds	1980-81	6.03
9. Edward Scott	2002-03	5.75
10. Chris Whitney	1991-92	5.75

ASSIST/TURNOVER RATIO

(Min. 50 Assists)

Rk	Ratio	(Ast-TO)	Player	Year
1.	3.03	(118-39)	Jordan Roper	2015-16
2.	2.99	(221-74)	Grayson Marshall	1986-87
3.	2.87	(66-23)	Andre Young	2008-09
4.	2.82	(262-93)	Grayson Marshall	1985-86
5.	2.76	(124-45)	Marc Campbell	1982-83
6.	2.55	(102-40)	Andre Young	2010-11
7.	2.49	(147-59)	Cliff Hammonds	2006-07
8.	2.42	(104-43)	Marc Campbell	1983-84
9.	2.36	(97-41)	Andre Young	2011-12
10.	2.26	(154-68)	Terrell McIntyre	1997-98

MINUTES PLAYED

(Since 1968-69)

1. Terrell McIntyre	1998-99	1250
2. Marcquise Reed	2017-18	1221
3. K.J. McDaniels	2013-14	1212
4. Cliff Hammonds	2006-07	1204
5. Gabe DeVoe	2017-18	1202
6. Rod Hall	2013-14	1194
7. Grayson Marshall	1985-86	1186
8. Joseph Girard III	2023-24	1182
Chase Hunter	2023-24	1182
10. Hunter Tyson	2022-23	1180

MINUTES PLAYED PER GAME

(Since 1968-69)

1. Butch Zatezalo	1968-69	39.04
2. Edward Scott	2002-03	38.46
3. Chris Whitney	1992-93	37.75
4. Butch Zatezalo	1969-70	37.62
5. Edward Scott	2001-02	36.80
6. Vincent Hamilton	1984-85	36.63
7. Grayson Marshall	1987-88	36.41
8. Will Solomon	1999-00	35.97



YEARLY LEADERS

SCORING

Year	Name	FG	3Pt	FT	PTS	AVG
1937-38	Banks McFadden, C	126		55	307	13.3
1938-39	Banks McFadden, C	110		64	284	11.8
1939-40	Banks McFadden, C	89		41	219	13.7
1940-41	Marion Craig, F	127		25	279	12.7
1941-42	C.C. Graham, F	137		26	100	6.3
1942-43	Marion Craig, F	98		14	210	13.1
1943-44	Leonard Riddle, G	54		17	125	11.4
1944-45	Eddis Freeman, G	63		51	177	11.1
1945-46	June Pruitt, F	102		42	246	12.3
1946-47	June Pruitt, F	85		37	207	10.4
1947-48	Leonard Riddle, G	97		71	265	11.5
1948-49	Doug Haugk, F	96		37	229	10.9
1949-50	Johnny Snee, G	123		31	277	13.9
1950-51	Johnny Snee, G	124		49	297	17.5
1951-52	Johnny Snee, G	144		50	338	14.7
1952-53	John McGraw, C	99		50	248	13.8
1953-54	Ames Wells, G	133		89	355	15.2
1954-55	Bill Yarborough, G	247		157	651	28.3
1955-56	Vince Yockel, F	210		124	544	20.9
1956-57	Vince Yockel, F	178		118	474	19.8
1957-58	Vince Yockel, F	125		82	332	13.8
1958-59	George Krajack, F	122		69	313	13.0
1959-60	Choppy Patterson, G	151		125	427	16.4
1960-61	Choppy Patterson, G	174		146	494	19.0
1961-62	Jim Brennan, G	183		95	461	17.1
1962-63	Jim Brennan, G	144		111	399	16.6
1963-64	Jim Brennan, G	159		139	457	18.3
1964-65	Randy Mahaffey, C	145		108	398	17.3
1965-66	Garry Helms, G	209		62	480	19.2
1966-67	Jim Sutherland, G	183		104	470	18.8
1967-68	Butch Zatezalo, G	189		174	552	23.0
1968-69	Butch Zatezalo, G	228		189	645	25.8
1969-70	Butch Zatezalo, G	213		138	546	21.7
1970-71	Dave Angel, C	123		109	355	13.7
1971-72	Dave Angel, C	116		129	361	13.9
1972-73	Van Gregg, G	151		51	353	13.6
1973-74	Van Gregg, G	147		64	358	13.8
1974-75	Skip Wise, G	188		86	462	18.5
1975-76	Tree Rollins, C	170		43	383	13.7
1976-77	Stan Rome, F	174		79	427	15.3
1977-78	Stan Rome, F	141		60	342	12.7
1978-79	Billy Williams, G	157		68	382	13.2
1979-80	Billy Williams, G	229		104	562	17.6
1980-81	Larry Nance, C	207		80	494	15.9
1981-82	Vincent Hamilton, G	181		58	420	15.0
1982-83	Raymond Jones, C	135	0	86	356	11.5
1983-84	Murray Jarman, C	157		90	404	15.0
1984-85	Vincent Hamilton, G	158		61	437	15.1
1985-86	Horace Grant, F	208		140	556	16.4
1986-87	Horace Grant, C	256	1	138	651	21.0
1987-88	Elden Campbell, C	217	0	91	525	18.8
1988-89	Elden Campbell, C	205	2	95	507	17.5
1989-90	Elden Campbell, C	225	1	124	575	16.4
1990-91	Dale Davis, C	191	0	119	501	17.9
1991-92	Chris Whitney, G	119	80	56	374	13.4
1992-93	Devin Gray, F	197	13	93	500	16.7
1993-94	Sharonne Wright, C	186	0	150	422	15.4
1994-95	Greg Buckner, F	141	13	41	336	12.0
1995-96	Greg Buckner, F	144	1	92	381	13.1
1996-97	Greg Buckner, F	190	17	119	516	15.6
1997-98	Greg Buckner, G	204	19	94	521	16.3
1998-99	Terrell McIntyre, G	199	99	130	627	17.9
1999-00	Will Solomon, G	213	93	108	627	20.9
2000-01	Will Solomon, G	183	95	130	591	19.7
2001-02	Jamar McKnight, F	135	45	36	351	12.5
2002-03	Edward Scott, G	165	44	122	496	17.7
2003-04	Sharrod Ford, C	116	0	100	332	11.9
2004-05	Sharrod Ford, C	185	0	107	477	14.9
2005-06	Shawan Robinson, G	123	63	84	393	12.3
2006-07	K.C. Rivers, G/F	183	88	50	504	14.0
2007-08	K.C. Rivers, G/F	188	80	44	500	14.7
2008-09	Trevor Booker, F	189	9	104	491	15.3
2009-10	Trevor Booker, F	188	9	101	486	15.2
2010-11	Demontez Stitt, G	152	44	115	463	14.5
2011-12	Andre Young, G	137	66	72	412	13.3
2012-13	Devin Booker, F/C	159	2	86	406	13.1
2013-14	K.J. McDaniels, F	209	42	154	614	17.1
2014-15	Jaron Blossomgame, F	144	17	102	407	13.1
2015-16	Jaron Blossomgame, F	201	45	133	580	18.7
2016-17	Jaron Blossomgame, F	220	24	120	584	17.7
2017-18	Marcquise Reed, G	183	67	120	553	15.8
2018-19	Marcquise Reed, G	202	48	150	602	19.4
2019-20	Aamir Simms, F	139	34	79	391	13.0
2020-21	Aamir Simms, F	124	22	52	322	13.4
2021-22	PJ Hall, C	179	24	82	464	15.5
2022-23	Hunter Tyson, F	172	83	93	520	15.3
2023-24	PJ Hall, C	192	33	88	505	15.3
	PJ Hall, C	240	52	127	659	18.3

FIELD GOAL PERCENTAGE

(Minimum of 100 Attempts)

Year	Name	FG	FGA	PCT
1952-53	Tommy McCullough, F	68	170	.400
1953-54	Ames Wells, G	133	322	.413
1954-55	Tommy Smith, F	57	130	.438
1955-56	Vince Yockel, F	210	476	.441
1956-57	Ed Brinkley, G	131	280	.468
1957-58	George Krajack, F	96	210	.457
1958-59	George Krajack, F	122	294	.415

1959-60	Tom Mahaffey, F	73	159	.459
1960-61	Tom Mahaffey, F	131	302	.434
1961-62	Tom Mahaffey, F	72	159	.453
1962-63	Mike Bohonak, F	66	161	.410
1963-64	Donnie Mahaffey, C	88	181	.486
1964-65	Randy Mahaffey, C	145	291	.498
1965-66	Garry Helms, F	209	406	.515
1966-67	Randy Mahaffey, C	155	305	.508
1967-68	Trip Jones, F	86	184	.467
1968-69	Curt Eckard, C	60	124	.484
1969-70	Richie Mahaffey, C	84	153	.549
1970-71	Dave Angel, C	123	238	.517
1971-72	Dave Angel, C	116	258	.450
1972-73	Jeff Reisinger, F	130	246	.528
1973-74	Tree Rollins, C	144	265	.543
1974-75	Stan Rome, F	121	229	.528
1975-76	Tree Rollins, C	170	313	.543
1976-77	Tree Rollins, C	167	288	.580
1977-78	Chubby Wells, F	88	157	.561
1978-79	Billy Williams, G	157	298	.527
1979-80	John Campbell, C	130	224	.580
1980-81	Larry Nance, C	207	360	.575
1981-82	*Horace Wyatt, C	125	208	.601
1982-83	Murray Jarman, C	81	155	.523
1983-84	Murray Jarman, C	157	276	.569
1984-85	Raymond Jones, F	80	136	.588
1985-86	Horace Grant, F	208	356	.584
1986-87	Horace Grant, C	256	390	.656
1987-88	Elden Campbell, C	197	345	.629
1988-89	Dale Davis, F	146	218	.670
1989-90	Dale Davis, F	205	328	.625
1990-91	Ricky Jones, F	116	212	.547
1991-92	Corey Wallace, F	77	143	.538
1992-93	Sharonne Wright, C	178	314	.567
1993-94	Devin Gray, F	178	311	.572
1994-95	Greg Buckner, F	141	268	.526
1995-96	Harold Jamison, C	69	133	.519
1996-97	Harold Jamison, F	92	154	.597
1997-98	Harold Jamison, F	119	201	.592
1998-99	*Harold Jamison, F	174	258	.674
1999-00	Adam Allenspach, F	127	278	.457
2000-01	Chris Hobbs, F	77	136	.566
2001-02	Ray Henderson, C	100	183	.546
2002-03	Sharrod Ford, C	88	156	.564
2003-04	Sharrod Ford, C	116	216	.537
2004-05	Akin Akingbala, F	73	123	.593
2005-06	Akin Akingbala, C	148	257	.576
2006-07	Trevor Booker, C	159	264	.602
2007-08	Raymond Sykes, C/F	67	117	.573
2008-09	*Raymond Sykes, C/F	107	185	.578
2009-10	Jerai Grant, F/C	86	136	.632
2010-11	Jerai Grant, F/C	157	275	.571
2011-12	Devin Booker, F/C	124	270	.459
2012-13	Devin Booker, F/C	159	292	.545
2013-14	Landry Nnoko, C	92	168	.548
2014-15	Landry Nnoko, C	95	187	.508
2015-16	Sidy Djitte, C	62	100	.620
2016-17	Elijah Thomas, F/C	78	135	.578
2017-18	Elijah Thomas, F/C	145	259	.560
	Donte Grantham, F	102	182	.560
2018-19	Elijah Thomas, F/C	172	281	.612
2019-20	Aamir Simms, F	139	293	.474
2020-21	Aamir Simms, F	124	233	.532
2021-22	Naz Bohannon, F	82	156	.526
2022-23	PJ Hall, C	192	359	.535
2023-24	RJ Godfrey, F	92	155	.594

* - Vincent Hamilton led the ACC with .586 figure (Wyatt did not have enough attempts to qualify for ACC stats); * - Trevor Booker led the ACC with a .571 figure (Sykes did not have enough attempts to qualify for ACC stats)

FREE THROW PERCENTAGE

(Minimum of 30 Attempts)

Year	Name	FT	FTA	PCT.
1952-53	Joe Murray, G	32	48	.667
1953-54	Barry Ryan, F	57	83	.687
1954-55	Bill Yarborough, F	122	154	.792
1955-56	Ed Brinkley, C	74	99	.747
1956-57	Dick Yeargy, G	41	50	.820
1957-58	Vince Yockel, F	82	106	.774
1958-59	George Krajack, F	69	98	.704
1959-60	Choppy Patterson, G	125	154	.812
1960-61	Choppy Patterson, G	146	173	.844
1961-62	Jim Brennan, G	95	122	.779
1962-63	Jim Brennan, G	111	134	.828
1963-64	Gary Burnisky, F	79	88	.898
1964-65	Jim Sutherland, G	65	83	.783
1965-66	Jim Sutherland, G	91	107	.850
1966-67	Jim Sutherland, G	104	116	.897
1967-68	Butch Zatezalo, G	174	212	.821
1968-69	Butch Zatezalo, G	189	229	.825
1969-70	Butch Zatezalo, G	138	169	.817
1970-71	Dave Thomas, G	66	90	.733
1971-72	Terrell Suit, G	61	81	.753
1972-73	Bud Martin, G	64	76	.842
1973-74	Wayne Croft, F	60	75	.800
1974-75	Skip Wise, G	86	114	.754
1975-76	David Brown, G	75	94	.798
1976-77	Colon Abraham, F	64	77	.831
1977-78	Greg Coles, G	61	78	.782
1978-79	Bobby Conrad, G	50	62	.806
1979-80	Fred Gilliam, F	38	45	.844

1980-81	Fred Gilliam, F	57	67	.851
1981-82	Fred Gilliam, F	29	35	.829
1982-83	Anthony Jenkins, F	30	34	.882
1983-84	Anthony Jenkins, F	27	32	.844
1984-85	Vincent Hamilton, G	61	76	.803
1985-86	Larry Middleton, G	57	76	.750
1986-87	Larry Middleton, G	52	67	.776
1987-88	Tim Kincaid, G	89	104	.856
1988-89	Tim Kincaid, G	58	75	.773
1989-90	Kirkland Howling, G	46	65	.708
1990-91	David Young, G	50	60	.833
1991-92	Chris Whitney, G	56	73	.767
1992-93	Chris Whitney, G	85	106	.802
1993-94	Merl Code, G	38	47	.809
1994-95	Bruce Martin, G	28	32	.875
1995-96	Terrell McIntyre, G	80	101	.792
1996-97	Merl Code, G			

YEARLY LEADERS

REBOUNDING

Year	Name	REB	AVG
1952-53	John McGraw, C	177	11.1
1953-54	Charley Gage, F	261	11.3
1954-55	Tommy Smith, F	161	8.5
1955-56	Gene Seay, C	262	10.5
1956-57	Gene Seay, C	166	7.5
1957-58	George Krajack, F	165	6.9
1958-59	George Krajack, F	154	6.4
1959-60	Tom Mahaffey, F	195	7.5
1960-61	Tom Mahaffey, F	293	11.3
1961-62	Donnie Mahaffey, C	176	6.8
1962-63	Donnie Mahaffey, C	267	10.7
1963-64	Donnie Mahaffey, C	223	8.9
1964-65	Randy Mahaffey, C	224	9.7
1965-66	Randy Mahaffey, C	256	10.2
1966-67	Randy Mahaffey, C	225	9.0
1967-68	Richie Mahaffey, C	276	11.5
1968-69	Ronnie Yates, F	153	6.4
1969-70	Richie Mahaffey, C	145	9.1
1970-71	Dave Angel, C	180	6.9
1971-72	Dave Angel, C	253	9.7
1972-73	Dave Angel, C	174	6.7
1973-74	Tree Rollins, C	316	12.2
1974-75	Tree Rollins, C	328	11.7
1975-76	Tree Rollins, C	308	11.0
1976-77	Tree Rollins, C	359	12.8
1977-78	John Campbell, C	195	7.2
1978-79	Larry Nance, F	210	7.2
1979-80	Larry Nance, F	259	8.1
1980-81	Larry Nance, F	237	7.6
1981-82	Horace Wyatt, C	187	6.7
1982-83	Raymond Jones, C	219	7.1
1983-84	Murray Jarman, C	149	5.5
1984-85	Vincent Hamilton, G	200	6.9
1985-86	Horace Grant, F	357	10.5
1986-87	Horace Grant, C	299	9.6
1987-88	Dale Davis, F	223	7.7
1988-89	Dale Davis, F	258	8.9
1989-90	Dale Davis, F	395	11.3
1990-91	Dale Davis, C	340	12.1
1991-92	Sharone Wright, C	227	8.1
1992-93	Sharone Wright, C	314	10.5
1993-94	Sharone Wright, C	362	10.6
1994-95	Greg Buckner, F	165	5.9
1995-96	Harold Jamison, C	172	5.9
1996-97	Harold Jamison, F	187	5.7
1997-98	Harold Jamison, F	232	7.3
1998-99	Harold Jamison, F	346	9.9
1999-00	Adam Allenspach, C	206	7.1
2000-01	Chris Hobbs, F	190	6.3
2001-02	Ray Henderson, C	265	8.8
2002-03	Sharrod Ford, C	191	6.8
2003-04	Sharrod Ford, C	202	7.1
2004-05	Sharrod Ford, C	261	8.2
2005-06	Akin Akingbala, C	263	8.2
2006-07	James Mays, F	232	6.4
2007-08	Trevor Booker, C	249	7.3
2008-09	Trevor Booker, C	311	9.7
2009-10	Trevor Booker, F	268	8.4
2010-11	Jerai Grant, F/C	228	6.7
2011-12	Devin Booker, F/C	217	7.0
2012-13	Devin Booker, F/C	231	7.5
2013-14	K.J. McDaniels, F	255	7.1
2014-15	Jaron Blossomgame, F	253	8.2
2015-16	Jaron Blossomgame, F	207	6.7
2016-17	Sidy Sdjitte, C	247	7.7
2017-18	Elijah Thomas, F/C	283	8.1
2018-19	Elijah Thomas, F/C	265	7.8
2019-20	Aamir Simms, F	217	7.2
2020-21	Aamir Simms, F	154	6.4
2021-22	David Collins, G	222	6.9
2022-23	Hunter Tyson, F	325	9.6
2023-24	Ian Schieffelin, F	340	9.4

ASSISTS

1969-70	Butch Zatezalo, G	80
1970-71	John Coakley, G	38
1971-72	Terrell Suit, G	40
1972-73	Ron DiPasquale, G	42
1973-74	Jeff Reisinger, F	45
1974-75	Jo Jo Bethae, G	81
1975-76	Derrick Johnson, G	98
1976-77	Derrick Johnson, G	169
1977-78	Derrick Johnson, G	132
1978-79	Bobby Conrad, G	101
1979-80	Bobby Conrad, G	157
1980-81	Chris Dodds, G	187
1981-82	Mike Epley, G	89
1982-83	Marc Campbell, G	124
1983-84	Marc Campbell, G	104
1984-85	Grayson Marshall, G	192
1985-86	Grayson Marshall, G	262
1986-87	Grayson Marshall, G	221
1987-88	Grayson Marshall, G	182
1988-89	Marion Cash, G	161
1989-90	Marion Cash, G	174
1990-91	David Young, G	100
1991-92	Chris Whitney, G	161
1992-93	Chris Whitney, G	193
1993-94	Lou Richie, G	182
1994-95	Merl Code, G	111
1995-96	Terrell McIntyre, G	90
1996-97	Terrell McIntyre, G	145
1997-98	Terrell McIntyre, G	154
1998-99	Terrell McIntyre, G	188

1999-00	Will Solomon, G	95
2000-01	Edward Scott, G	127
2001-02	Edward Scott, G	238
2002-03	Edward Scott, G	161
2003-04	Vernon Hamilton, G	91
2004-05	Shawn Robinson, G	94
2005-06	Cliff Hammonds, G	105
2006-07	Cliff Hammonds, G	147
2007-08	Cliff Hammonds, G	133
2008-09	Demontez Stitt, G	121
2009-10	Demontez Stitt, G	94
2010-11	Demontez Stitt, G	107
2011-12	Tanner Smith, G	128
2012-13	Rod Hall, G	110
2013-14	Rod Hall, G	143
2014-15	Rod Hall, G	106
2015-16	Jordan Roper, G	118
2016-17	Shelton Mitchell, G	103
2017-18	Shelton Mitchell, G	119
2018-19	Shelton Mitchell, G	95
2019-20	Marcquise Reed, G	95
2020-21	Aamir Simms, F	78
2021-22	Aamir Simms, F	65
2022-23	Nick Honor, G	138
2023-24	Chase Hunter, G	116

STEALS

1975-76	Derrick Johnson, G	47
1976-77	Stan Rome, F	52
1977-78	Derrick Johnson, G	46
1978-79	Derrick Johnson, G	45
1979-80	Bobby Conrad, G	60
1980-81	Chris Dodds, G	39
1981-82	Vincent Hamilton, G	25
1982-83	Marc Campbell, G	32
1983-84	Vincent Hamilton, G	29
1984-85	Grayson Marshall, G	37
1985-86	Grayson Marshall, G	48
1986-87	Michael Tait, G	54
1987-88	Grayson Marshall, G	53
1988-89	Derrick Forrest, G	48
1989-90	Derrick Forrest, G	57
1990-91	Sean Tyson, F	46
1991-92	Andre Bovain, G	49
1992-93	Chris Whitney, G	73
1993-94	Lou Richie, G	47
1994-95	Greg Buckner, F	63
1995-96	Terrell McIntyre, G	37
1996-97	Terrell McIntyre, G	42
1997-98	Terrell McIntyre, G	58
1998-99	Terrell McIntyre, G	57
1999-00	Will Solomon, G	38
2000-01	Tony Stockman, G	44
2001-02	Edward Scott, G	44
2002-03	Chey Christie, G	45
2003-04	Vernon Hamilton, G	50
2004-05	Vernon Hamilton, G	68
2005-06	Vernon Hamilton, G	83
2006-07	Vernon Hamilton, G	70
2007-08	Cliff Hammonds, G	66
2008-09	K.C. Rivers, G/F	55
2009-10	Andre Young, G	54
2010-11	Andre Young, G	47
2011-12	Tanner Smith, G	52
2012-13	Andre Young, G	35
2013-14	Jordan Roper, G	52
2013-14	K.J. McDaniels, F	41
2014-15	Donte Grantham, F	27
2015-16	Rod Hall, G	27
2016-17	Jordan Roper, G	40
2017-18	Marcquise Reed, G	46
2018-19	Marcquise Reed, G	58
2019-20	Tevin Mack, G/F	34
2020-21	Nick Honor, G	32
2021-22	David Collins, G	50
2022-23	Hunter Tyson, F	32
2023-24	PJ Hall, C	28

BLOCKED SHOTS

1973-74	Tree Rollins, C	106
1974-75	Tree Rollins, C	119
1975-76	Tree Rollins, C	117
1976-77	Tree Rollins, C	108
1977-78	John Campbell, C	53
1978-79	Larry Nance, F	34
1979-80	John Campbell, C	46
1980-81	Larry Nance, F	28
1981-82	Horace Wyatt, F	9
1982-83	Raymond Jones, C	30
1983-84	Raymond Jones, C	27
1984-85	Glen McCants, C	38
1985-86	Glen McCants, C	46
1986-87	Elden Campbell, C	62
1987-88	Elden Campbell, C	87
1988-89	Elden Campbell, C	88
1989-90	Elden Campbell, C	97
1990-91	Dale Davis, C	74
1991-92	Sharone Wright, C	63
1992-93	Sharone Wright, C	124
1993-94	Sharone Wright, C	99
1994-95	Greg Buckner, F	12
1995-96	Andy Kelly, F	12
1996-97	Andrius Jurkunas, F	34
1997-98	Harold Jamison, C	25

1997-98	Adam Allenspach, C	19
1998-99	Tom Wideman, C	18
1999-00	Chuckly Gilmore, C	25
2000-01	Tomas Nagys, F	17
2001-02	Ray Henderson, C	36
2002-03	Ray Henderson, C	25
2003-04	Sharrod Ford, C	64
2004-05	Sharrod Ford, C	68
2005-06	Akin Akingbala, C	41
2006-07	Trevor Booker, C	78
2007-08	Trevor Booker, C	63
2008-09	Trevor Booker, F	63
2009-10	Jerai Grant, F/C	54
2010-11	Jerai Grant, F/C	78
2011-12	Devin Booker, F/C	29
2012-13	K.J. McDaniels, F	58
2013-14	K.J. McDaniels, F	100
2014-15	Landry Nnoko, C	63
2015-16	Landry Nnoko, C	71
2016-17	Jaron Blossomgame, F	30
2017-18	Elijah Thomas, F/C	79
2018-19	Elijah Thomas, F/C	74
2019-20	Aamir Simms, F	23
2020-21	Aamir Simms, F	17
2021-22	PJ Hall, C	38
2022-23	PJ Hall, C	37
2023-24	PJ Hall, C	51

DOUBLE-DOUBLES

1957-58	Walt Gibbons, C	5
1958-59	Walt Gibbons, C	4
1959-60	Ed Krajack, F	7
1960-61	Tom Mahaffey, F	16
1961-62	Tom Mahaffey, F	5
1962-63	Donnie Mahaffey, C	8
1963-64	Donnie Mahaffey, C	7
1964-65	Randy Mahaffey, C	8
1965-66	Randy Mahaffey, C	11
1966-67	Randy Mahaffey, C	9
1967-68	Richie Mahaffey, C	13
1968-69	Richie Mahaffey, C	5
1969-70	Ronnie Yates, F	11
1970-71	Greg Latin, F	9
1971-72	Dickie Foster, F	4
1972-73	David Angel, C	9
1973-74	Jeff Reisinger, F	4
1974-75	Tree Rollins, C	16
1975-76	Tree Rollins, C	12
1976-77	Tree Rollins, C	19
1977-78	John Campbell, C	5
1978-79	Larry Nance, F	4
1979-80	Larry Nance, F	10
1980-81	Larry Nance, F	6
1981-82	Horace Wyatt, C	3
1982-83	Raymond Jones, C	5
1983-84	Raymond Jones, F	1
1984-85	Murray Jarman, C	7
1985-86	Horace Grant, F	13
1986-87	Horace Grant, C	16
1987-88	Elden Campbell, C	5
1988-89	Elden Campbell, C	5
1989-90	Dale Davis, F	8
1990-91	Dale Davis, C	20
1991-92	Sharone Wright, C	19
1992-93	Sharone Wright, C	15
1993-94	Sharone Wright, C	18
1994-95	Iker Iturbe, F	2
1995-96	Tom Wideman, C	1
1996-97	Greg Buckner, F	1
1997-98	Three with	1
1998-99	Harold Jamison, F	4
1999-00	Harold Jamison, F	14
2000-01	Adam Allenspach, C	6
2001-02	Adam Allenspach, C	6
2002-03	Chris Hobbs, F	6
2003-04	Ray Henderson, C	9
2004-05	Sharrod Ford, C	3
2005-06	Sharrod Ford, C	7
2006-07	Sharrod Ford, C	3
2007-08	Sharrod Ford, C	10
2008-09	Akin Akingbala, C	10
2009-10	James Mays, F	7
2010-11	Trevor Booker, C	7
2011-12	Trevor Booker, F	13
2012-13	Trevor Booker, F	9
2013-14	Jerai Grant, F/C	4
2014-15	Milton Jennings, F	5
2015-16	Devin Booker, F/C	5
2016-17	Devin Booker, F/C	6
2017-18	K.J. McDaniels, F	7
2018-19	Jaron Blossomgame, F	8
2019-20	Jaron Blossomgame, F	3
2020-21	Landry Nnoko, C	3
2021-22	Jaron Blossomgame, F	4
2022-23	Elijah Thomas, F/C	9
2023-24	Elijah Thomas, F/C	9
2024-25	Aamir Simms, F	4
2025-26	Aamir Simms, F	4
2026-27	PJ Hall, C	4
2027-28	PJ Hall, C	4
2028-29	Hunter Tyson, F	16
2029-30	Ian Schieffelin, F	11

PLAYING TIME

1975-76	Tree Rollins, C	861
---------	-----------------	-----

1976-77	Tree Rollins, C	778
1977-78	Derrick Johnson, G	765
1978-79	Larry Nance, F	837
1979-80	Billy Williams, G	1,088
1980-81	Chris Dodds, G	895
1981-82	Vincent Hamilton, G	992
1982-83	Raymond Jones, C	832
1983-84	Murray Jarman, C	864
1984-85	Vincent Hamilton, G	1,062
1985-86	Grayson Marshall, G	1,186
1986-87	Horace Grant, C	1,010
1987-88	Grayson Marshall, G	1,056
1988-89	Derrick Forrest, G	894
1989-90	Marion Cash, G	1,105
1990-91	Dale Davis, C	971
1991-92	Chris Whitney, G	982

YEARLY LEADERS

1982-83	David Shaffer, F	12
1983-84	Marc Campbell, G	9
1984-85	Grayson Marshall, G	20
1985-86	Jerry Pryor, F	13
1986-87	Grayson Marshall, G	13
1987-88	Jerry Pryor, F	21
1988-89	Jerry Pryor, F	9
1989-90	Marion Cash, G	10
1990-91	Ricky Jones, F	5
1991-92	Devin Gray, F	7
1992-93	Devin Gray, F	7
1993-94	Lou Richie, G	6
1994-95	Merl Code, G	6

1995-96	Bill Harder, G	11
1996-97	Iker Iturbe, F	15
1997-98	Iker Iturbe, F	10
1998-99	Harold Jamison, F	14
1999-00	Tomas Nagys, F	12
2000-01	Dustin Braddick, G	7
2001-02	Chris Hobbs, F	13
2002-03	Chey Christie, G	11
2003-04	Chris Hobbs, F	16
2004-05	Sharrod Ford, C	11
2005-06	Sam Perry, F	10
2006-07	James Mays, F	11
2007-08	K.C. Rivers, G/F	9

2008-09	Demontez Stitt, G	18
2009-10	Demontez Stitt, G	14
2010-11	Tanner Smith, G	15
2011-12	Tanner Smith, G	7
2012-13	Milton Jennings, F	3
2013-14	Sidy Djitte, C	3
	Adonis Filer, G	3
2014-15	Rod Hall, G	5
2015-16	Sidy Djitte, C	7
2016-17	Sidy Djitte, C	7
2017-18	Mark Donnal, F	10
2018-19	Elijah Thomas, F/C	8
2019-20	Aamir Simms, F	15
2020-21	Hunter Tyson, F	8
2021-22	David Collins, G	14
2022-23	PJ Hall, C	11
2023-24	PJ Hall, C	11

OFFENSIVE REBOUNDS

1978-79	Larry Nance, F	78
1979-80	Larry Nance, F	94
1980-81	Larry Nance, F	76
1981-82	Horace Wyatt, C	68
1982-83	Raymond Jones, C	93
1983-84	Vincent Hamilton, G	60
1984-85	Vincent Hamilton, G	84
1985-86	Horace Grant, F	144
1986-87	Horace Grant, F	114
1987-88	Dale Davis, F	97
1988-89	Dale Davis, F	100
1989-90	Dale Davis, F	166
1990-91	Dale Davis, C	122
1991-92	Sharone Wright, C	120
1992-93	Sharone Wright, C	128
1993-94	Sharone Wright, C	124
1994-95	Rayfield Ragland, F	59
1995-96	Harold Jamison, C	80
1996-97	Harold Jamison, F	90
1997-98	Harold Jamison, F	126
1998-99	Harold Jamison, F	123
1999-00	Adam Allenspach, C	79
2000-01	Chris Hobbs, F	65
2001-02	Ray Henderson, C	86
2002-03	Sharrod Ford, C	71
2003-04	Sharrod Ford, C	80
2004-05	Sharrod Ford, C	110
2005-06	Akin Akingbala, C	96
2006-07	Trevor Booker, C	112
2007-08	James Mays, F	98
2008-09	Trevor Booker, F	107
2009-10	Trevor Booker, F	89
2010-11	Jerai Grant, F/C	89
2011-12	Devin Booker, F/C	82
2012-13	Devin Booker, F/C	93
2013-14	K.J. McDaniels, F	86
2014-15	Jaron Blossomgame, F	76
2015-16	Landry Nnoko, C	67
2016-17	Sidy Djitte, C	116
2017-18	Elijah Thomas, F/C	80
2018-19	Elijah Thomas, F/C	84
2019-20	Aamir Simms, F	68
2020-21	Aamir Simms, F	59
2021-22	PJ Hall, C	52
2022-23	PJ Hall, F	52
2023-24	Ian Schieffelin, F	99

THREE-POINT GOALS

1982-83	Marc Campbell, G	37
1986-87	Michael Tait, G	70
1987-88	Grayson Marshall, G	22
1988-89	Derrick Forrest, G	49
1989-90	David Young, G	39
1990-91	David Young, G	50
1991-92	Chris Whitney, G	80
1992-93	Chris Whitney, G	87
1993-94	Jeff Brown, F	65
1994-95	Bruce Martin, G	64
1995-96	Andrius Jurkunas, F	51
1996-97	Terrell McIntyre, G	61

1997-98	Terrell McIntyre, G	56
1998-99	Terrell McIntyre, G	99
2000-01	Will Solomon, G	93
2001-02	Will Solomon, G	95
2002-03	Tony Stockman, G	40
2003-04	Edward Scott, G	44
2004-05	Shawan Robinson, G	43
2005-06	Shawan Robinson, G	69
2006-07	Shawan Robinson, G	63
2007-08	K.C. Rivers, G/F	88
2008-09	Terrence Oglesby, G	85
2009-10	Terrence Oglesby, G	92
2010-11	Andre Young, G	60
2011-12	Andre Young, G	80
2012-13	Andre Young, G	66
2013-14	Jordan Roper, G	41
2014-15	K.J. McDaniels, F	42
2015-16	Donte Grantham, F	41
2016-17	Donte Grantham, F	56
2017-18	Avry Holmes, G	69
2018-19	Gabe DeVoe, G	86
	Marcquise Reed, G	48
	Shelton Mitchell	48
2019-20	Al-Amir Dawes, G	48
2020-21	Al-Amir Dawes, G	43
2021-22	Al-Amir Dawes, G	84
2022-23	Hunter Tyson, F	83
2023-24	Joseph Girard III, G	105

THREE-POINT GOALS PER GAME

1982-83	Marc Campbell, G	1.94
1986-87	Michael Tait, G	2.25
1987-88	Donnell Bruce, G	0.76
1988-89	Derrick Forrest, G	1.63
1989-90	David Young, G	1.11
1990-91	David Young, G	1.78
1991-92	Chris Whitney, G	2.86
1992-93	Chris Whitney, G	2.90
1993-94	Jeff Brown, F	2.17
1994-95	Bruce Martin, G	2.29
1995-96	Andrius Jurkunas, F	1.76
1996-97	Terrell McIntyre, G	1.85
1997-98	Terrell McIntyre, G	1.93
1998-99	Terrell McIntyre, G	2.83
1999-00	Will Solomon, G	3.10
2000-01	Will Solomon, G	3.17
2001-02	Tony Stockman, G	2.86
2002-03	Edward Scott, G	1.57
2003-04	Shawan Robinson, G	1.54
2004-05	Shawan Robinson, G	2.16
2005-06	Shawan Robinson, G	1.97
2006-07	K.C. Rivers, G/F	2.44
2007-08	Terrence Oglesby, G	2.50
2008-09	Terrence Oglesby, G	2.88
2009-10	Andre Young, G	1.88

2010-11	Andre Young, G	2.35
2011-12	Andre Young, G	2.13
2012-13	Milton Jennings, F	1.38
2013-14	K.J. McDaniels, F	1.17
2014-15	Donte Grantham, F	1.32
2015-16	Donte Grantham, F	1.81
2016-17	Avry Holmes, G	2.10
2017-18	Gabe DeVoe, G	2.46
2018-19	Marcquise Reed, G	1.55
2019-20	Al-Amir Dawes, G	1.55
2020-21	Al-Amir Dawes, G	1.80
2021-22	Al-Amir Dawes, G	2.55
2022-23	Hunter Tyson, F	2.44
2023-24	Joseph Girard III, G	2.92


THREE-POINT GOAL ACCURACY

(Minimum of 30 Attempts)		
1982-83	Marc Campbell, G	37-73 .507
1986-87	Michael Tait, G	70-136 .515
1987-88	Chris Duncan, G	15-44 .341
	Donnell Bruce, G	15-44 .341
1988-89	David Young, G	36-97 .371
1989-90	Kirkland Howling, G	38-101 .376
1990-91	David Young, G	50-142 .352
1991-92	Ryan Amestoy, F	14-30 .467
1992-93	Chris Whitney, G	87-213 .408
1993-94	Jeff Brown, F	65-151 .430
1994-95	Bruce Martin, G	64-144 .444
1995-96	Andrius Jurkunas, F	51-121 .421
1996-97	Terrell McIntyre, G	61-172 .355
1997-98	Tony Christie, F	54-130 .415
1998-99	Terrell McIntyre, G	99-246 .402
1999-00	Will Solomon, G	93-248 .375
2000-01	Pasha Bains, G	28-69 .406
2001-02	Jamar McKnight, F	45-120 .375
2002-03	Shawan Robinson, G	28-59 .475
2003-04	Shawan Robinson, G	43-115 .374
2004-05	Shawan Robinson, G	69-171 .404
2005-06	Troy Mathis, G	19-45 .422
2006-07	K.C. Rivers, G/F	88-223 .395
2007-08	Terrence Oglesby, G	85-211 .403
2008-09	K.C. Rivers, G/F	69-176 .392
2009-10	Demontez Stitt, G	33-84 .393
2010-11	Andre Young, G	80-202 .396
2011-12	Tanner Smith	40-114 .351
2012-13	Jordan Roper, G	41-99 .414
2013-14	Damarcus Harrison, G	36-103 .350
2014-15	Damarcus Harrison, G	40-115 .348
2015-16	Jaron Blossomgame, F	45-101 .446
2016-17	Shelton Mitchell, G	29-64 .453
2017-18	Mark Donnal, F	20-42 .476
2018-19	David Skara, F	33-91 .363
2019-20	Alex Hemenway, G	20-42 .476
2020-21	Hunter Tyson, F	22-51 .431
2021-22	Alex Hemenway, G	39-96 .406

2022-23	Alex Hemenway, G	33-70 .471
2023-24	Ian Schieffelin, F	23-49 .469

ASSIST-TURNOVER RATIO

(Minimum of 300 minutes played)			
Year	Player	Ast-TO	Ratio
1975-76	Bruce Harman, G	58-40	1.45
1976-77	Greg Coles, G	61-35	1.74
1977-78	Derrick Johnson, G	132-67	1.97
1978-79	Bobby Conrad, G	105-55	1.91
1979-80	Fred Gilliam, F	38-20	1.90
1980-81	Vincent Hamilton, G	80-36	2.22
1981-82	Chris Dodds, G	74-36	2.06
1982-83	Marc Campbell, G	124-45	2.76
1983-84	Marc Campbell, G	104-43	2.42
1984-85	Grayson Marshall, G	192-95	2.02
1985-86	Grayson Marshall, G	262-93	2.82
1986-87	Grayson Marshall, G	221-74	2.99
1987-88	Grayson Marshall, G	182-85	2.14
1988-89	Tim Kincaid, G	107-63	1.69
1989-90	David Young, G	142-66	2.15
1990-91	David Young, G	100-68	1.47
1991-92	Chris Whitney, G	161-94	1.71
1992-93	Chris Whitney, G	193-110	1.75
1993-94	Lou Richie, G	182-87	2.09
1994-95	Merl Code, G	111-67	1.66
1995-96	Bill Harder, G	56-32	1.75
1996-97	Terrell McIntyre, G	145-66	2.20
1997-98	Terrell McIntyre, G	154-68	2.26
1998-99	Johnny Miller, G	74-34	1.90
1999-00	Dustin Braddick, F	49-37	1.32
2000-01	Edward Scott, G	127-74	1.72
2001-02	Edward Scott, G	238-109	2.18
2002-03	Edward Scott, G	161-79	2.04
2003-04	Vernon Hamilton, G	91-87	1.05
2004-05	Cliff Hammonds, G	88-64	1.38
2005-06	Cliff Hammonds, G	105-57	1.84
2006-07	Cliff Hammonds, G	147-59	2.49
2007-08	Cliff Hammonds, G	133-60	2.22
2008-09	Andre Young, G	66-23	2.87
2009-10	Trevor Booker, F	81-62	1.31
2010-11	Andre Young, G	102-40	2.55
2011-12	Andre Young, G	97-41	2.36
2012-13	Rod Hall, G	110-60	1.83
2013-14	Rod Hall, G	143-72	1.99
2014-15	Rod Hall, G	106-64	1.66
2015-16	Jordan Roper, G	118-39	3.03
2016-17	Shelton Mitchell, G	103-59	1.75
2017-18	Shelton Mitchell, G	119-67	1.78
2018-19	Shelton Mitchell, G	95-72	1.32
2019-20	John Newman III, G	68-41	1.66
2020-21	Nick Honor, G	53-24	2.21
2021-22	Nick Honor, G	79-31	2.55
2022-23	Chase Hunter, G	138-70	1.97
2023-24	Dillon Hunter, G	46-14	3.29



GIRARD MADE A CLEMSON RECORD
67 CONSECUTIVE FREE THROWS
DURING THE 2023-24 SEASON.

JOSEPH GIRARD III LED THE TIGERS
AND SET THE PROGRAM RECORD
FOR THE HIGHEST FREE THROW
ACCURACY, CONNECTING ON 93.5
PERCENT FROM THE LINE.

CLASS RECORDS

GAMES PLAYED

As a Freshman		
Trevor Booker	36	2006-07
David Potter	36	2006-07
Will Solomon	34	1998-99
Terrence Oglesby	34	2007-08
Sidy Djitte	34	2013-14
Aamir Simms	34	2017-18
John Newman III	34	2018-19

As a Sophomore

K.C. Rivers	36	2006-07
Raymond Sykes	36	2006-07
David Young	35	1989-90
Adam Allenspach	35	1998-99
Adonis Filer	34	2013-14
Landry Nnoko	34	2013-14
Jordan Roper	34	2013-14
Clyde Trapp	34	2018-19
Ian Schieffelin	34	2022-23
Ben Middlebrooks	34	2022-23

As a Junior

Cliff Hammonds	36	2006-07
James Mays	36	2006-07
Sam Perry	36	2006-07
Rod Hall	36	2013-14
Damarcus Harrison	36	2013-14
K.J. McDaniels	36	2013-14

As a Senior

Vernon Hamilton	36	2006-07
Elden Campbell	35	1989-90
Marion Cash	35	1989-90
Derrick Forrest	35	1989-90
Kirkland Howling	35	1989-90
Harold Jamison	35	1998-99
Terrell McIntyre	35	1998-99
Tom Wideman	35	1998-99
Gabe DeVoe	35	2017-18

FIELD GOALS MADE

As a Freshman

Skip Wise	188	1974-75
Trevor Booker	159	2006-07
Tree Rollins	144	1973-74
Greg Buckner	141	1994-95
Sharone Wright	137	1991-92

As a Sophomore

Elden Campbell	217	1987-88
Will Solomon	213	1999-00
Vince Yockel	210	1955-56
Devin Gray	197	1992-93
Butch Zatezalo	189	1967-68

As a Junior

Bill Yarborough	247	1954-55
-----------------	-----	---------

Butch Zatezalo	228	1968-69
K.J. McDaniels	209	2013-14
Horace Grant	208	1985-86
Elden Campbell	205	1988-89
Dale Davis	205	1989-90

As a Senior

Horace Grant	256	1986-87
Billy Williams	229	1979-80
Elden Campbell	225	1989-90
Jaron Blossomgame	220	2016-17
Butch Zatezalo	213	1969-70

FIELD GOAL PERCENTAGE

(Min. 100 attempts)

As a Freshman

Sharrod Ford	60.6	2001-02
Trevor Booker	60.2	2006-07
Chris Hobbs	56.6	2000-01
Devin Booker	56.1	2009-10
Elden Campbell	55.4	1986-87

As a Sophomore

Dale Davis	67.0	1988-89
Elden Campbell	62.9	1987-88
Akin Akingbala	60.6	2003-04
Harold Jamison	59.7	1996-97
RJ Godfrey	59.4	2023-24

As a Junior

Jerai Grant	63.2	2009-10
Dale Davis	62.5	1989-90
Sidy Djitte	62.0	2015-16
Jerry Pryor	59.3	1987-88
Akin Akingbala	59.3	2004-05

As a Senior

Harold Jamison	67.4	1998-99
Horace Grant	65.6	1986-87
Elijah Thomas	61.2	2018-19
Horace Wyatt	60.1	1981-82
Raymond Jones	58.8	1984-85

FREE THROW ATTEMPTS

As a Freshman

Harold Jamison	135	1995-96
Skip Wise	114	1974-75
Sharone Wright	112	1991-92
Demontez Stitt	109	2007-08
Chris Hobbs	96	2000-01

As a Sophomore

Butch Zatezalo	212	1967-68
Vince Yockel	173	1955-56
Dave Angel	165	1970-71
Chris Hobbs	162	2001-02

As a Junior

--	--	--

Richie Mahaffey	250	1967-68
Sharone Wright	233	1993-94
Butch Zatezalo	229	1968-69
Dale Davis	213	1989-90
Bill Yarborough	198	1954-55

As a Senior

Richie Mahaffey	214	1969-70
Elden Campbell	207	1989-90
Dale Davis	205	1990-91
Horace Grant	195	1986-87
Harold Jamison	188	1998-99

FREE THROWS MADE

As a Freshman

Skip Wise	86	1974-75
Harold Jamison	83	1995-96
Demontez Stitt	83	2007-08
Terrell McIntyre	80	1995-96
Sharone Wright	63	1991-92

As a Sophomore

Butch Zatezalo	174	1967-68
Choppy Patterson	125	1959-60
Vince Yockel	124	1955-56
Randy Mahaffey	108	1964-65
Will Solomon	108	1999-00

As a Junior

Butch Zatezalo	189	1968-69
Richie Mahaffey	165	1967-68
Bill Yarborough	157	1954-55
K.J. McDaniels	154	2013-14
Sharone Wright	150	1993-94

As a Senior

Marcquise Reed	150	2018-19
Jim Brennan	139	1963-64
Butch Zatezalo	138	1969-70
Horace Grant	138	1986-87
Terrell McIntyre	130	1998-99

FREE THROW PERCENTAGE

(Min. 30 Attempts)

As a Freshman

Anthony Jenkins	88.2	1982-83
Terrence Oglesby	85.1	2007-08
Fred Gilliam	84.4	1979-80
Tony Stockman	83.6	2000-01
Merl Code	80.9	1993-94

As a Sophomore

Marcquise Reed	90.6	2016-17
Derrick Johnson	88.7	1976-77
Tim Kincaid	85.6	1987-88
Fred Gilliam	85.1	1980-81
Donte Grantham	84.6	2015-16

As a Junior

Nick Honor	90.5	2021-22
Shelton Mitchell	85.7	2017-18
Johnny Snee	85.2	1950-51
Jim Sutherland	85.0	1965-66
Al-Amir Dawes	84.7	2021-22

As a Senior

Joseph Girard III	93.5	2023-24
Shawan Robinson	91.3	2005-06
Gary Burnisky	89.8	1963-64
Jim Sutherland	89.7	1966-67
Bruce Martin	87.5	1994-95
Chase Hunter	85.0	2023-24

REBOUNDS

As a Freshman

Tree Rollins	316	1973-74
Trevor Booker	232	2006-07
Sharone Wright	227	1991-92
Dale Davis	223	1987-88
Chris Hobbs	190	2000-01

As a Sophomore

Tree Rollins	328	1974-75
Sharone Wright	314	1992-93
Dale Davis	258	1988-89
Jaron Blossomgame	253	2014-15
Trevor Booker	249	2007-08

As a Junior

Dale Davis	395	1989-90
Sharone Wright	362	1993-94
Horace Grant	357	1985-86

Ian Schieffelin	340	2023-24
Trevor Booker	311	2008-09

As a Senior

Tree Rollins	359	1976-77
Harold Jamison	346	1998-99
Dale Davis	340	1990-91
Ron Richardson	327	1951-52
Hunter Tyson	325	2022-23
Horace Grant	299	1986-87

OFFENSIVE REBOUNDS

As a Freshman

Sharone Wright	120	1991-92
Trevor Booker	112	2006-07
Dale Davis	97	1987-88
Harold Jamison	80	1995-96
Vincent Hamilton	70	1980-81

As a Sophomore

Sharone Wright	128	1992-93
Dale Davis	100	1988-89
Raymond Jones	93	1982-83
Trevor Booker	92	2007-08
Harold Jamison	90	1996-97

As a Junior

Dale Davis	166	1989-90
Horace Grant	144	1985-86
Harold Jamison	126	1997-98
Sharone Wright	124	1993-94
Trevor Booker	107	2008-09

As a Senior

Harold Jamison	123	1998-99
Dale Davis	122	1990-91
Sidy Djitte	116	2016-17
Horace Grant	114	1986-87
Sharrod Ford	110	2004-05

REBOUND AVERAGE

As a Freshman

Tree Rollins	12.2	1973-74
Sharone Wright	8.1	1991-92
Dale Davis	7.7	1987-88
Trevor Booker	6.4	2006-07
Chris Hobbs	6.3	2000-01

As a Sophomore

Tree Rollins	11.7	1974-75
Sharone Wright	10.5	1992-93
Randy Mahaffey	9.7	1964-65
Dale Davis	8.9	1988-89
Vince Yockel	8.4	1955-56

As a Junior

Marvin Robinson	12.8	1951-52
Richie Mahaffey	11.5	1967-68
Tommy Mahaffey	11.3	1960-61
Dale Davis	11.3	1989-90
Tree Rollins	11.0	1975-76

As a Senior

Ron Richardson	13.6	1951-52
Tree Rollins	12.8	1976-77
Dale Davis	12.1	1990-91
Charley Gage	11.3	1953-54
John McGraw	11.1	1952-53

POINTS SCORED

As a Freshman

Skip Wise	462	1974-75
Trevor Booker	374	2006-07
Tony Stockman	373	2000-01
Terrell McIntyre	369	1995-96
Terrence Oglesby	356	2007-08

As a Sophomore

Will Solomon	627	1999-00
Butch Zatezalo	552	1967-68
Vince Yockel	544	1955-56
Elden Campbell	525	1987-88
K.C. Rivers	504	2006-07

As a Junior

Bill Yarborough	651	1954-55
Butch Zatezalo	645	1968-69
K.J. McDaniels	614	2013-14
Will Solomon	591	2000-01
Jaron Blossomgame	580	2015-16



RICHIE MAHAFFEY ATTEMPTED 250 FREE THROWS IN 1967-68, STILL A CLEMSON RECORD.



CLASS RECORDS

As a Senior		
PJ Hall	659	2023-24
Horace Grant	651	1986-87
Terrell McIntyre	627	1998-99
Marcquise Reed	602	2018-19
Jaron Blossomgame	584	2016-17
Elden Campbell	575	1989-90

SCORING AVERAGE

As a Freshman		
Skip Wise	18.4	1974-75
Terrell McIntyre	12.7	1995-96
Tree Rollins	12.4	1973-74
June Pruitt	12.3	1945-46
Sharone Wright	12.0	1991-92
Greg Buckner	12.0	1994-95

As a Sophomore		
Butch Zatezalo	23.0	1967-68
Vince Yockel	20.92	1955-56
Will Solomon	20.90	1999-00
Elden Campbell	18.8	1987-88
Randy Mahaffey	17.3	1964-65

As a Junior		
Bill Yarborough	28.3	1954-55
Butch Zatezalo	25.8	1968-69
Vince Yockel	19.8	1956-57
Will Solomon	19.7	2000-01
Choppy Patterson	19.0	1960-61

As a Senior		
Butch Zatezalo	21.7	1969-70
Horace Grant	21.0	1986-87
Garry Helms	19.2	1965-66
Marcquise Reed	19.4	2018-19
Jim Sutherland	18.8	1966-67

ASSISTS

As a Freshman		
Grayson Marshall	192	1984-85
Derrick Johnson	98	1975-76
Eric Burks	97	1990-91
Demontez Stitt	97	2007-08
Vernon Hamilton	91	2003-04

As a Sophomore		
Grayson Marshall	262	1985-86
Derrick Johnson	169	1976-77
Terrell McIntyre	145	1996-97
David Young	142	1989-90
Tim Kincaid	128	1987-88

As a Junior		
Edward Scott	238	2001-02
Grayson Marshall	221	1986-87
Chris Dodds	187	1980-81
Marion Cash	161	1988-89
Chris Whitney	161	1991-92

As a Senior		
Chris Whitney	193	1992-93
Terrell McIntyre	188	1998-99
Grayson Marshall	182	1987-88
Lou Richie	182	1993-94
Marion Cash	174	1989-90

MINUTES PLAYED

As a Freshman		
Cliff Hammonds	968	2004-05
Trevor Booker	936	2006-07
Al-Amir Dawes	926	2019-20
Donte Grantham	918	2014-15
Greg Buckner	911	1994-95

As a Sophomore		
Grayson Marshall	1186	1985-86
Terrell McIntyre	1105	1996-97
Will Solomon	1079	1999-00
K.C. Rivers	1045	2006-07
Donte Grantham	1011	2015-16

As a Junior		
Marcquise Reed	1221	2017-18
K.J. McDaniels	1212	2013-14
Cliff Hammonds	1204	2006-07
Rod Hall	1194	2013-14
Edward Scott	1105	2001-02

As a Senior		
Terrell McIntyre	1250	1998-99
Gabe DeVoe	1202	2017-18



TERRENCE OGLESBY HOLDS THE CLEMSON FRESHMAN RECORD WITH 85 THREE-POINT GOALS.

Joseph Girard III	1182	2023-24
Chase Hunter	1182	2023-24
Hunter Tyson	1180	2022-23
Cliff Hammonds	1162	2007-08

BLOCKED SHOTS

As a Freshman		
Tree Rollins	106	1973-74
Trevor Booker	78	2006-07
Sharone Wright	63	1991-92
Elden Campbell	62	1986-87
Dale Davis	38	1987-88

As a Sophomore		
Sharone Wright	124	1992-93
Tree Rollins	119	1974-75
Elden Campbell	88	1987-88
Landry Nnoko	69	2013-14
Trevor Booker	63	2007-08

As a Junior		
Tree Rollins	117	1975-76
K.J. McDaniels	100	2013-14
Sharone Wright	99	1993-94
Elden Campbell	87	1988-89
Elijah Thomas	79	2017-18

As a Senior		
Tree Rollins	108	1976-77
Elden Campbell	97	1989-90
Jerai Grant	78	2010-11
Dale Davis	74	1990-91
Elijah Thomas	74	2018-19

THREE-POINT FIELD GOALS

As a Freshman		
Terrence Oglesby	85	2007-08
Tony Stockman	75	2000-01
Cliff Hammonds	60	2004-05
Andrius Jurkunas	51	1995-96
Al-Amir Dawes	48	2019-20

As a Sophomore		
Will Solomon	93	1999-00
Terrence Oglesby	92	2008-09
K.C. Rivers	88	2006-07
Tony Stockman	80	2001-02
Terrell McIntyre	61	1996-97

As a Junior		
Al-Amir Dawes	84	2021-22
Chris Whitney	80	1991-92
K.C. Rivers	80	2007-08
Andre Young	80	2010-11
Cliff Hammonds	75	2006-07

As a Senior		
Joseph Girard III	105	2023-24
Terrell McIntyre	99	1998-99
Chris Whitney	87	1992-93
Gabe DeVoe	86	2017-18
Hunter Tyson	83	2022-23

STEALS

As a Freshman		
Greg Buckner	63	1994-95
Vernon Hamilton	50	2003-04
Derrick Johnson	47	1975-76
K.C. Rivers	47	2005-06

Tony Stockman	44	2000-01
Vernon Hamilton	68	2004-05
Devin Gray	60	1992-93
Cliff Hammonds	56	2005-06
Andre Young	54	2009-10
Merl Code	52	1994-95

As a Junior		
Vernon Hamilton	83	2005-06
James Mays	69	2006-07
K.C. Rivers	64	2007-08
Cliff Hammonds	60	2006-07
Terrell McIntyre	58	1997-98
Marcquise Reed	58	2017-18

As a Senior		
Chris Whitney	73	1992-93
Vernon Hamilton	70	2006-07
Cliff Hammonds	66	2007-08
Marcquise Reed	66	2018-19
Bobby Conrad	60	1979-80

DUNKS

As a Freshman		
Trevor Booker	44	2006-07
Sharone Wright	28	1991-92
Elden Campbell	27	1986-87
Dale Davis	21	1987-88
Devin Booker	20	2009-10
K.J. McDaniels	20	2011-12

As a Sophomore		
Devin Gray	50	1992-93
Elden Campbell	46	1987-88
Sharone Wright	42	1992-93
Dale Davis	37	1988-89
K.J. McDaniels	37	2012-13

As a Junior		
K.J. McDaniels	58	2013-14
Sharone Wright	54	1993-94
Devin Booker	47	2011-12
Elden Campbell	43	1988-89
Jerai Grant	42	2009-10

As a Senior		
Harold Jamison	62	1998-99
Akin Akingbala	59	2005-06
Larry Nance	55	1980-81
Tree Rollins	53	1976-77
Dale Davis	53	1990-91



BUTCH ZATEZALO HOLDS THE SOPHOMORE AND SENIOR CLASS SCORING RECORDS AT CLEMSON.

CAREER RECORDS

POINTS SCORED

Rk	Name	Yrs	Years	GP	Avg	Pts
1.	Elden Campbell	4	1986-90	123	15.3	1880
2.	Terrell McIntyre	4	1995-99	126	14.6	1839
3.	Butch Zatezalo	3	1967-70	75	23.5	1761
4.	Greg Buckner	4	1994-98	122	14.4	1754
5.	Jaron Blossomgame	4	2013-17	128	13.5	1733
6.	Trevor Booker	4	2006-10	134	12.9	1725
7.	PJ Hall	4	2020-24	120	14.2	1702
8.	Horace Grant	4	1983-87	122	13.9	1696
9.	K.C. Rivers	4	2005-09	134	12.6	1684
10.	Dale Davis	4	1987-91	121	13.6	1650
11.	Bill Yarborough	5	1952-57	85	18.3	1553
12.	Vincent Hamilton	5	1980-85	116	13.2	1530
13.	Marcquise Reed	3	2016-19	99	15.0	1484
14.	Cliff Hammonds	4	2004-08	134	10.9	1465
15.	Tree Rollins	4	1973-77	110	13.3	1463
16.	Will Solomon	3	1998-01	94	15.2	1431
17.	Stan Rome	4	1974-78	109	12.5	1365
	Demontez Stitt	4	2007-11	126	10.8	1365
19.	Vince Yockel	3	1955-58	74	18.2	1350
20.	Larry Nance	4	1977-81	117	11.5	1341
21.	Devin Gray	4	1991-95	94	14.1	1322
22.	Jim Brennan	3	1961-64	76	17.3	1317
23.	Sharone Wright	3	1991-94	92	14.2	1308
24.	Vernon Hamilton	4	2003-07	127	9.7	1238
25.	Harold Jamison	4	1995-99	129	9.5	1231
26.	Jim Sutherland	3	1964-67	71	17.3	1230
27.	Chase Hunter	5	2019-24	133	9.2	1228
28.	Edward Scott	4	1999-03	112	10.9	1226
29.	Andre Young	4	2008-12	129	9.5	1223
30.	Shawan Robinson	4	2002-06	120	9.8	1177
31.	Randy Mahaffey	3	1964-67	73	16.0	1171
32.	Sharrod Ford	4	2001-05	118	9.8	1154
	Devin Booker	4	2009-13	128	9.0	1154
34.	Hunter Tyson	5	2018-23	140	8.1	1132
35.	Choppy Patterson	4	1959-63	76	14.8	1131
36.	Jerry Pryor	4	1985-89	123	9.1	1124
37.	Aamir Simms	4	2017-21	122	9.2	1122
38.	Donte Grantham	4	2014-18	114	9.6	1100
39.	Shelton Mitchell	3	2016-19	94	11.6	1084
40.	Billy Williams	3	1977-80	85	12.7	1078
41.	Johnny Snee	4	1948-52	82	13.1	1077
42.	Colon Abraham	4	1974-78	106	10.0	1061
43.	K.J. McDaniels	3	2011-14	94	11.0	1035
44.	Richie Mahaffey	4	1966-70	75	13.6	1019
45.	Derrick Johnson	4	1975-79	111	9.1	1014
46.	Fred Gilliam	4	1979-83	115	8.8	1010

BEST SCORING AVERAGE

Rk	Name	Yrs.	Years	GP	Pts	Avg
1.	Butch Zatezalo	3	1967-70	75	1761	23.48
2.	Bill Yarborough	5	1952-57	85	1553	18.27
3.	Vince Yockel	3	1955-58	74	1350	18.24
4.	Jim Brennan	3	1961-64	76	1317	17.33
5.	Jim Sutherland	3	1964-67	71	1230	17.32
6.	Randy Mahaffey	4	1966-70	73	1171	16.04
7.	Elden Campbell	4	1986-90	123	1880	15.28
8.	Will Solomon	3	1998-01	94	1431	15.22
9.	Marcquise Reed	3	2016-19	99	1484	14.99
10.	Choppy Patterson	4	1959-63	76	1131	14.88
11.	Terrell McIntyre	4	1995-99	126	1839	14.60
12.	Chris Whitney	2	1991-93	58	844	14.55
13.	Greg Buckner	4	1994-98	122	1754	14.38
14.	Sharone Wright	3	1991-94	92	1308	14.22
15.	PJ Hall	4	2020-24	120	1702	14.20
16.	Devin Gray	4	1991-95	94	1322	14.06
17.	Horace Grant	4	1983-87	122	1696	13.90
18.	Dale Davis	4	1987-91	121	1650	13.63
19.	Richie Mahaffey	4	1966-70	75	1020	13.60
20.	Jaron Blossomgame	4	2013-17	128	1733	13.53
21.	Tree Rollins	4	1973-77	110	1463	13.30
22.	Vincent Hamilton	5	1980-85	116	1530	13.19

DOUBLE-FIGURE SCORING GAMES

Rk	Name	Yrs.	Years	GP	%GP	DF
1.	Elden Campbell	4	1986-90	123	.789	97
	Greg Buckner	4	1994-98	122	.795	97
	Terrell McIntyre	4	1995-99	126	.770	97
4.	Trevor Booker	4	2006-10	134	.701	94
5.	PJ Hall	4	2020-24	120	.758	91
6.	K.C. Rivers	4	2005-09	134	.672	90
7.	Jaron Blossomgame	4	2013-17	128	.672	86
8.	Tree Rollins	4	1973-77	110	.773	85
9.	Vincent Hamilton	5	1980-85	116	.724	84
10.	Dale Davis	4	1987-91	121	.686	83
11.	Horace Grant	4	1983-87	122	.664	81
12.	Sharone Wright	3	1991-94	92	.815	75
	Cliff Hammonds	4	2004-08	134	.559	75
14.	Stan Rome	4	1974-78	109	.661	72
	Demontez Stitt	4	2007-11	126	.571	72
16.	Devin Gray	4	1991-95	94	.755	71
	Marcquise Reed	3	2016-19	99	.717	71
18.	Butch Zatezalo	3	1967-70	75	.933	70
	Larry Nance	4	1977-81	117	.598	70

20-POINT SCORING GAMES

Rk	Name	Yrs.	Years	GP	%GP	20+
1.	Butch Zatezalo	3	1967-70	75	.693	52

2.	Bill Yarborough	5	1952-57	85	.447	38
3.	Elden Campbell	4	1986-90	123	.276	34
4.	Vince Yockel	3	1955-58	74	.432	32
4.	Jaron Blossomgame	4	2013-17	128	.250	32
6.	Jim Brennan	3	1961-64	76	.395	30
	Will Solomon	3	1998-01	94	.319	30
	PJ Hall	4	2020-24	120	.250	30
9.	Horace Grant	4	1983-87	122	.230	28
	Terrell McIntyre	4	1995-99	126	.222	28
	Marcquise Reed	3	2016-19	99	.283	28


REBOUNDS

Rk	Name	Yrs.	Years	GP	R/G	Reb
1.	Tree Rollins	4	1973-77	110	11.9	1311
2.	Dale Davis	4	1987-91	121	10.0	1216
3.	Trevor Booker	4	2006-10	134	7.9	1060
4.	Horace Grant	4	1983-87	122	8.0	981
5.	Harold Jamison	4	1995-99	129	7.3	937
6.	Sharone Wright	3	1991-94	92	9.8	903
7.	Elden Campbell	4	1986-90	123	6.8	836
8.	Jaron Blossomgame	4	2013-17	128	6.5	831
9.	Larry Nance	4	1977-81	117	6.7	784
10.	Sharrod Ford	4	2001-05	118	6.5	762
11.	Devin Booker	4	2009-13	128	5.7	728
12.	Tom Wideman	4	1995-99	129	5.6	723
13.	K.C. Rivers	4	2005-09	134	5.4	721
14.	Richie Mahaffey	4	1966-70	75	9.4	707
15.	Randy Mahaffey	3	1965-67	73	9.7	706
16.	Chris Hobbs	4	2000-04	116	5.9	679
17.	Donnie Mahaffey	3	1961-64	76	8.8	666
18.	Hunter Tyson	5	2018-23	140	4.8	665
19.	Tommy Mahaffey	3	1959-62	76	8.5	649
	Elijah Thomas	3	2016-19	93	7.0	649
21.	Aamir Simms	4	2017-21	122	5.2	636
22.	PJ Hall	4	2020-24	120	5.3	634
22.	Ray Henderson	4	1999-03	112	5.7	633
23.	Vincent Hamilton	5	1980-85	116	5.4	628
24.	James Mays	4	2004-08	108	5.8	622
25.	Dave Angel	3	1970-73	78	7.8	607
26.	Landry Nnoko	4	2012-16	128	4.7	606
27.	Milton Jennings	4	2009-13	123	4.9	605
28.	Horace Wyatt	4	1978-82	119	5.1	604

BEST REBOUND AVERAGE

(Min. 40 Games Played)

Rk	Name	Yrs	Years	GP	Reb	Avg
1.	Tree Rollins	4	1973-77	110	1311	11.9
2.	Marvin Robinson	2	1951-53	41	483	11.8
3.	Dale Davis	4	1987-91	121	1216	10.0
4.	Sharone Wright	3	1991-94	92	903	9.8
5.	Randy Mahaffey	3	1964-67	73	706	9.7
6.	Richie Mahaffey	4	1966-70	75	707	9.4
7.	Gene Seay	2	1955-57	47	428	9.1
8.	Donnie Mahaffey	3	1961-64	76	666	8.8



ELDEN CAMPBELL IS THE TIGERS' ALL-TIME LEADING SCORER WITH 1,880 POINTS FROM 1986-90.



CAREER RECORDS

9. Tommy Mahaffey	3	1959-62	76	649	8.5
10. Horace Grant	4	1983-87	122	981	8.0

MINUTES PLAYED

Rk	Name	Yrs.	Years	GP	MPG	Min
1.	Cliff Hammonds	4	2004-08	134	32.0	4285
2.	Terrell McIntyre	4	1995-99	126	33.3	4200
3.	Grayson Marshall	4	1984-88	122	33.3	4064
4.	Edward Scott	4	1999-03	112	35.5	3971
5.	Greg Buckner	4	1994-98	122	32.4	3954
6.	Jaron Blossomgame	4	2013-17	128	31.0	3924
7.	Vincent Hamilton	5	1980-85	116	33.7	3906
8.	K.C. Rivers	4	2005-09	134	28.9	3873
9.	Trevor Booker	4	2006-10	134	28.4	3808
10.	Rod Hall	4	2011-15	129	28.7	3697
11.	Vernon Hamilton	4	2003-07	127	28.6	3636
12.	Demontez Stitt	4	2007-11	126	27.9	3513
13.	Dale Davis	4	1987-91	121	28.9	3498
14.	Andre Young	4	2008-12	129	27.0	3489
15.	Donte Grantham	4	2014-18	114	30.3	3449
16.	Chase Hunter	5	2018-24	133	25.8	3438
17.	Harold Jamison	4	1995-99	129	26.1	3364
18.	Horace Grant	4	1983-87	122	27.6	3363
19.	Elden Campbell	4	1986-90	123	26.0	3194
20.	Tanner Smith	4	2008-12	127	24.9	3167
21.	Aamir Simms	4	2017-21	122	25.4	3093
22.	Devin Booker	4	2009-13	128	24.1	3089
23.	Tree Rollins	4	1973-77	110	27.7	3045

GAMES PLAYED

Rk	Name	Yrs	Years	Min	Min/G	GP
1.	Hunter Tyson	5	2018-23	2818	20.1	140
2.	Cliff Hammonds	4	2004-08	4285	32.0	134
	K.C. Rivers	4	2005-09	3873	28.9	134
	Trevor Booker	4	2006-10	3808	28.4	134
	David Potter	4	2006-10	2209	16.5	134
6.	Chase Hunter	5	2019-24	3438	25.8	133
7.	Harold Jamison	4	1995-99	3364	26.1	129
	Tom Wideman	4	1995-99	2767	21.4	129
	Andre Young	4	2008-12	3489	27.0	129
	Rod Hall	4	2011-15	3697	28.7	129
11.	Sam Perry	4	2004-08	1946	15.2	128
	Devin Booker	4	2009-13	3089	24.1	128
	Landry Nnoko	4	2012-16	2628	20.5	128
	Jaron Blossomgame	4	2013-17	3924	31.0	128

STARTS

Rk	Name	Yrs	Years	GP	Starts
1.	Trevor Booker	4	2006-10	134	#134
2.	Cliff Hammonds	4	2004-08	134	133
3.	Jaron Blossomgame	4	2013-17	128	125
4.	Greg Buckner	4	1994-98	122	#122
5.	Donte Grantham	4	2014-18	114	113
6.	Terrell McIntyre	4	1995-99	126	112
7.	Demontez Stitt	4	2007-11	126	111
8.	Tree Rollins	4	1973-77	110	#110
9.	Tom Wideman	4	1995-99	129	109
	Edward Scott	4	1999-03	112	109
10.	Rod Hall	4	2011-15	129	106

- Consecutive

PERSONAL FOULS

Rk	Name	Yrs	Years	GP	F/G	Fouls
1.	Chris Hobbs	4	2000-04	116	3.30	383
2.	Tree Rollins	4	1973-77	110	3.42	376
3.	Tom Wideman	4	1995-99	129	2.80	361
4.	Raymond Jones	5	1980-85	117	3.01	352
	Elden Campbell	4	1986-90	123	2.86	352
6.	Dale Davis	4	1987-91	121	2.88	348
7.	Horace Grant	4	1983-87	122	2.76	337
8.	Harold Jamison	4	1995-99	129	2.60	335
9.	Larry Nance	4	1977-81	117	2.72	318
10.	Andrius Jurkunas	4	1995-00	115	2.72	316

FIELD GOALS MADE

Rk	Name	Yrs.	Years	GP	FG/G	FG
1.	Elden Campbell	4	1986-90	123	6.13	754
2.	Trevor Booker	4	2006-10	134	5.13	687
3.	Greg Buckner	4	1994-98	122	5.57	679
4.	Horace Grant	4	1983-87	122	5.41	660
5.	Vincent Hamilton	5	1980-85	116	5.62	652
6.	Tree Rollins	4	1973-77	110	5.85	643
7.	PJ Hall	4	2020-24	120	5.34	641
8.	Dale Davis	4	1987-91	121	5.23	633
9.	Butch Zatezalo	3	1967-70	75	8.40	630
10.	Jaron Blossomgame	4	2013-17	128	4.90	627
11.	K.C. Rivers	4	2005-09	134	4.66	625
12.	Terrell McIntyre	4	1995-99	126	4.70	592
13.	Bill Yarborough	5	1952-57	85	6.92	588
14.	Stan Rome	4	1974-78	109	5.07	553
	Larry Nance	4	1977-81	117	4.73	553
16.	Devin Gray	4	1991-95	94	5.77	542

FIELD GOAL ATTEMPTS

Rk	Name	Yrs	Years	GP	FGA/G	FGA
1.	Bill Yarborough	5	1952-57	85	18.3	1557
2.	Butch Zatezalo	3	1967-70	75	20.5	1536
3.	Terrell McIntyre	4	1995-99	126	11.3	1426
4.	K.C. Rivers	4	2005-09	134	10.6	1425

5.	Greg Buckner	4	1994-98	122	11.0	1346
6.	Elden Campbell	4	1986-90	122	10.9	1342
7.	Jaron Blossomgame	4	2013-17	128	10.0	1286
8.	PJ Hall	4	2020-24	120	10.6	1275
9.	Vincent Hamilton	5	1980-85	116	10.7	1244
10.	Trevor Booker	4	2006-10	134	9.2	1228
11.	Cliff Hammonds	4	2004-08	134	9.1	1217

BEST FIELD GOAL PERCENTAGE

(Min. 200 Field Goals Made)

Rk	Name	Yrs.	Years	FGM	FGA	Pct
1.	Harold Jamison	4	1995-99	454	746	.609
2.	Horace Grant	4	1983-87	660	1104	.598
3.	Dale Davis	4	1987-91	633	1076	.5882
4.	Akin Akingbala	4	2002-06	284	483	.5880
5.	Jerai Grant	4	2007-11	321	555	.587
6.	Elijah Thomas	3	2016-19	395	675	.585
7.	Raymond Sykes	4	2005-09	216	373	.579
8.	John Campbell	4	1977-80	283	501	.565
9.	Elden Campbell	4	1986-90	754	1342	.562
10.	Trevor Booker	4	2006-10	687	1228	.559

THREE-POINT GOALS

Rk	Name	Yrs	Years	GP	Att	Goals
1.	K.C. Rivers	4	2005-09	134	729	281
2.	Terrell McIntyre	4	1995-99	126	696	259
3.	Cliff Hammonds	4	2004-08	134	697	244
4.	Andre Young	4	2008-12	129	629	236
5.	Will Solomon	3	1998-01	94	585	214
6.	Shawan Robinson	4	2002-06	120	538	203
7.	Terrence Oglesby	2	2007-09	66	448	177
8.	Al-Amir Dawes	3	2019-22	88	471	175
9.	Gabe DeVoe	4	2014-18	118	489	169
	Hunter Tyson	5	2018-23	140	462	169

THREE-POINT FIELD GOALS PER GAME

(Min. Two Years & 30 Made)

Rk	Name	Yrs	Years	Md	Gms	3G/G
1.	Chris Whitney	2	1991-93	167	58	2.88
2.	Terrence Oglesby	2	2007-09	177	66	2.68
3.	Tony Stockman	2	2000-02	155	59	2.63
4.	Will Solomon	3	1998-01	214	94	2.28
5.	Michael Tait	2	1985-87	70	31	2.26
6.	K.C. Rivers	4	2005-09	281	134	2.10
7.	Terrell McIntyre	4	1995-99	259	126	2.06
8.	Al-Amir Dawes	3	2019-22	175	88	1.99
9.	Marc Campbell	4	1980-84	37	19	1.95
10.	Anthony Jenkins	4	1982-87	91	47	1.94

THREE-POINT FIELD GOAL PERCENTAGE

(Min. 100 Attempts)

Rk	Name	Yrs	Years	FGM	FGA	Pct.
1.	Michael Tait	2	1985-87	70	136	.515
2.	Anthony Jenkins	4	1982-87	91	199	.457
3.	Alex Hemenway	4	2019-23	116	270	.430
4.	Joseph Girard III	1	2023-24	105	254	.41339
5.	Chris Whitney	2	1991-93	167	404	.41337
6.	Terrence Oglesby	2	2007-09	177	448	.395
7.	Avry Holmes	2	2015-17	119	306	.389
8.	K.C. Rivers	4	2005-09	281	729	.385
9.	Bruce Martin	4	1991-95	129	336	.384
10.	Jamar McKnight	2	2000-02	54	143	.378


FREE THROW ATTEMPTS

Rk	Name	Yrs	Years	GP	A/G	FTA
1.	Dale Davis	4	1987-91	121	5.38	651
2.	Butch Zatezalo	3	1967-70	75	8.13	610
3.	Richie Mahaffey	4	1966-70	75	8.01	601
4.	Harold Jamison	4	1995-99	129	4.63	597
5.	Elden Campbell	4	1986-90	123	4.68	576
6.	Horace Grant	4	1983-87	122	4.37	533
7.	Jaron Blossomgame	4	2013-17	128	4.13	529
8.	Trevor Booker	4	2006-10	134	3.93	526
9.	Greg Buckner	4	1994-98	122	4.26	520
10.	Bill Yarborough	5	1952-57	85	5.93	504

FREE THROWS MADE

Rk	Name	Yrs	Years	GP	M/G	FTM
1.	Butch Zatezalo	3	1967-70	75	6.68	501
2.	Terrell McIntyre	4	1995-99	126	3.14	396
3.	Dale Davis	4	1987-91	121	3.17	384
4.	Jaron Blossomgame	4	2013-17	128	3.00	383
5.	Bill Yarborough	5	1952-57	85	4.44	377
6.	Horace Grant	4	1983-87	122	3.07	375
7.	Richie Mahaffey	4	1966-70	75	4.92	369
8.	Elden Campbell	4	1986-90	123	3.00	369
9.	Marquise Reed	3	2016-19	99	3.70	366
10.	Greg Buckner	4	1994-98	122	2.84	346
11.	Jim Brennan	3	1961-64	76	4.54	345
12.	Demontez Stitt	4	2007-11	126	2.73	344
13.	Trevor Booker	4	2006-10	134	2.45	328
14.	Vince Yockel	3	1955-58	74	4.38	324
15.	Harold Jamison	4	1995-99	129	2.50	323

CAREER RECORDS



TREE ROLLINS STILL HOLDS THE **BLOCKED SHOTS (450)** AND **BLOCKED SHOTS PER GAME RECORD (4.09)**.

BEST FREE THROW PERCENTAGE

(Min. 100 Made)

Rk	Name	Yrs	Years	FTM	FTA	Pct
1.	Joseph Girard III	1	2023-24	115	123	.935
2.	Marcquise Reed	3	2016-19	366	426	.859
3.	Jim Sutherland	3	1964-67	260	306	.850
4.	Gary Burnisky	3	1961-64	145	171	.8479
5.	Terrence Oglesby	2	2007-09	128	151	.8476
6.	Fred Gilliam	4	1979-83	148	177	.8364
7.	Derrick Johnson	4	1975-79	152	182	.8362
8.	Butch Zatezalo	3	1967-70	501	610	.835
9.	Shawan Robinson	4	2002-06	194	233	.833
10.	Shelton Mitchell	3	2016-19	263	316	.832

STEALS

Rk	Name	Yrs	Years	GP	S/G	Steals
1.	Vernon Hamilton	4	2003-07	127	2.13	271
2.	Cliff Hammonds	4	2004-08	134	1.68	225
3.	K.C. Rivers	4	2005-09	134	1.57	210
4.	Terrell McIntyre	4	1995-99	126	1.54	194
5.	Grayson Marshall	4	1984-88	122	1.55	189
6.	Derrick Johnson	4	1975-79	111	1.69	188
7.	Andre Young	4	2008-12	129	1.43	184
8.	Greg Buckner	4	1994-98	122	1.47	179
9.	Marcquise Reed	3	2016-19	99	1.72	170
10.	James Mays	4	2004-08	108	1.54	166
11.	Demontez Stitt	4	2007-11	126	1.30	164
12.	Tanner Smith	4	2008-12	127	1.25	159
13.	Andre Bovain	4	1990-94	108	1.40	151
14.	Trevor Booker	4	2006-10	134	1.07	144
15.	Devin Gray	4	1991-95	94	1.51	142

STEALS PER GAME

(Min. 2 Years)

Rk	Name	Yrs	Years	St	GP	S/G
1.	Vernon Hamilton	4	2003-07	271	127	2.13
2.	Chris Whitney	2	1991-93	114	58	1.97
3.	Marcquise Reed	3	2016-19	170	99	1.72
4.	Derrick Johnson	4	1975-79	188	111	1.69
5.	Cliff Hammonds	4	2004-08	225	134	1.68
6.	Derrick Forrest	2	1988-90	105	65	1.62

7.	K.C. Rivers	4	2005-09	210	134	1.57
8.	Marion Cash	2	1988-90	102	65	1.56
9.	Grayson Marshall	4	1984-88	189	122	1.55
10.	James Mays	4	2004-08	166	108	1.54
	Terrell McIntyre	4	1995-99	194	126	1.54

BLOCKED SHOTS

Rk	Name	Yrs	Years	GP	BS/G	BS
1.	Tree Rollins	4	1973-77	110	4.09	450
2.	Elden Campbell	4	1986-90	123	2.71	334
3.	Sharonne Wright	3	1991-94	92	3.11	286
4.	Trevor Booker	4	2006-10	134	1.86	249
5.	Landry Nnoko	4	2012-16	128	1.66	212
6.	Dale Davis	4	1987-91	121	1.73	210
7.	Jerai Grant	4	2007-11	127	1.55	197
8.	Elijah Thomas	3	2016-19	93	1.95	181
9.	K.J. McDaniels	3	2011-14	94	1.88	177
	Sharrod Ford	4	2001-05	118	1.50	177

BLOCKS PER GAME

(Min. 50 Games Played)

Rk	Name	Yrs	Years	BS	GP	BS/G
1.	Tree Rollins	4	1973-77	450	110	4.09
2.	Sharonne Wright	3	1991-94	286	92	3.11
3.	Elden Campbell	4	1986-90	334	123	2.71
4.	Elijah Thomas	3	2016-19	181	93	1.95
5.	K.J. McDaniels	3	2011-14	177	94	1.88
6.	Trevor Booker	4	2006-10	249	134	1.86
7.	Dale Davis	4	1987-91	210	121	1.73
8.	Landry Nnoko	4	2012-16	212	128	1.66
9.	Jerai Grant	4	2007-11	197	127	1.55
10.	John Campbell	3	1977-80	126	84	1.50
	Sharrod Ford	4	2001-05	177	118	1.50

ASSISTS

Rk	Name	Yrs	Years	GP	A/G	Ast
1.	Grayson Marshall	4	1984-88	122	7.02	857
2.	Edward Scott	4	1999-03	112	5.31	595
3.	Terrell McIntyre	4	1995-99	126	4.58	577
4.	Derrick Johnson	4	1975-79	111	4.29	476
5.	Cliff Hammonds	4	2004-08	134	3.53	473
6.	Demontez Stitt	4	2007-11	126	3.33	419
7.	Bobby Conrad	4	1976-80	116	3.47	402
8.	Vernon Hamilton	4	2003-07	127	3.14	399
9.	Rod Hall	4	2011-15	129	3.03	393
10.	Marc Campbell	4	1980-84	106	3.43	364

ASSISTS PER GAME

(Min. 50 Games Played)

Rk	Name	Yrs	Years	Ast	GP	A/G
1.	Grayson Marshall	4	1984-88	857	122	7.02
2.	Chris Whitney	2	1991-93	354	58	6.10
3.	Edward Scott	4	1999-03	595	112	5.31
4.	Marion Cash	2	1988-90	335	64	5.23
5.	Terrell McIntyre	4	1995-99	577	126	4.58
6.	Derrick Johnson	4	1975-79	476	111	4.29
7.	Lou Richie	2	1992-94	239	57	4.19
8.	Chris Dodds	3	1979-82	325	83	3.92
9.	Mike Eppley	4	1980-84	268	69	3.88

ASSIST/TURNOVER RATIO

(Min. 100 Assists)

Rk	Name	Yrs	Years	Ast	TO	Ratio
1.	Grayson Marshall	4	1984-88	857	347	2.47
2.	Nick Honor	2	2020-22	132	55	2.40
3.	Marc Campbell	4	1980-84	364	162	2.25
4.	Andre Young	4	2008-12	342	163	2.10
5.	Cliff Hammonds	4	2004-08	473	240	1.97
6.	Lou Richie	2	1992-94	239	122	1.96
7.	Chris Dodds	3	1979-82	325	172	1.89
	Edward Scott	4	1999-03	595	315	1.89
9.	Warren Wallace	3	1982-85	125	67	1.87
10.	Terrell McIntyre	4	1995-99	577	318	1.81


DOUBLE-DOUBLES

Rk	Name	Yrs	Years	GP	%GP	DD
1.	Tree Rollins	4	1973-77	110	.555	61
2.	Dale Davis	4	1987-91	121	.430	52
3.	Sharonne Wright	3	1991-94	92	.446	41
4.	Horace Grant	4	1983-87	122	.295	36
5.	Trevor Booker	4	2006-10	134	.239	32
6.	Randy Mahaffey	3	1964-67	73	.411	30
7.	Tom Mahaffey	3	1959-62	76	.355	27
8.	Richie Mahaffey	3	1966-69	75	.347	26
9.	Elden Campbell	4	1986-90	123	.195	24
10.	Sharrod Ford	4	2001-05	118	.186	22



TEAM RECORDS

THE 1989-90 TEAM
FEATURED ONE
OF CLEMSON'S
GREATEST
REBOUNDERS,
DALE DAVIS.



MISCELLANEOUS RECORDS

Points in a First Half: 69 vs. Boston College, 12/28/76

Points in a Second Half: 72 vs. Morehead State, 11/11/92

Points in Overtime: 24 vs. Georgia Tech, 2/5/92 (95-78)

Victory Margin in an Overtime Game: +17 (95-78) vs. Georgia Tech, 2/5/92

Most Points by Both Teams: 233 vs. Wake Forest (Clemson 118, Wake Forest 115 in 2 OTs), 2/13/02

Most Players Fouled Out: 6 vs. Presbyterian, 12/11/51; North Carolina, 1/14/56; North Carolina, 1/28/98

Fewest Points: 5 vs. Tennessee, 1/13/1927

Fewest Points by Opponent: 5 by Presbyterian, 2/22/1923

Fewest Turnovers by Both Teams: 9 vs. NC State, 2/1/97 (Clemson 6, NC State 3)

Most Turnovers by Both Teams: 73, Purdue vs. Clemson, 12/5/73

Most Players With a Three-Point Goal: 8 vs. Virginia, 1/22/83; 8 vs. Presbyterian, 11/13/09, 8 vs. Louisiana-Lafayette, 12/22/17

MOST POINTS

Game: 133 vs. Tennessee Tech, 12/11/76 (52 FG, 29 FT)

Season: 2,785 in 2023-24 in 36 games (991 FG, 296 3-PT FG, 507 FTM)

Per Game: 86.6 in 1976-77 in 28 games (2,425)

VICTORY MARGIN

Game: +73 (112-39) vs. Armstrong State, 12/17/86

Season: +17.7 Points per game (86.6-68.9), 1976-77

MOST FIELD GOALS MADE

Game: 52 (Att. 85) vs. Tennessee Tech, 12/11/76

Season: 1,060 (Att. 2,148) in 1989-90

MOST FIELD GOALS ATTEMPTED

Game: 98 (made 31) vs. Furman, 1/7/60

Season: 2,148 (made 1,060) in 1989-90

BEST FIELD GOAL ACCURACY

Game: 70.1 (48-68) vs. Florida Southern, 2/28/76

Road Game: 68.9 (31-45) vs. Boston College 2/22/20

Season: 52.9 (990-1873) in 1986-87

THREE-POINT FIELD GOALS MADE

Game: 16 vs. Puerto Rico-Mayaguez, 12/19/05 at Virginia, 2/7/08

Season: 296 in 2023-24

Per Game: 8.23 (288 in 35 games) in 2017-18

Consecutive: 12 vs. Virginia, 1/22/83

THREE-POINT FIELD GOAL ATTEMPTS

Game: 42 at North Carolina, 1/15/94

Season: 844 in 2023-24

Per Game: 23.13 (740 in 32 games) in 2005-06

THREE-POINT FIELD GOAL PERCENTAGE

Game: .846 (11-13) vs. North Carolina, 1/31/04

Season: .448 (203-453) in 1986-87

MOST FREE THROWS MADE

Game: 40 (Att. 54) vs. The Citadel, 1/3/66

Game: 40 (Att. 53) vs. Maryland, 1/12/68

Consecutive: 24 vs. Mercer, 12/30/92

Season: 624 (Att. 912) in 1955-56

MOST FREE THROW ATTEMPTS

Game: 55 (Made 37) at Furman, 2/24/55

Season: 912 (Made 624) in 1955-56

BEST FREE THROW ACCURACY

Game: 1.000 (15-15) vs. Miami, 1/16/16

Game: 1.000 (16-16) at Boston College, 1/31/23

Season: 78.5 (460-586) in 2022-23

MOST REBOUNDS

Game: 71 vs. West Virginia Tech, 12/16/80

Game: 71 vs. Georgia State, 1/15/90

Season: 1,430 in 1989-90

REBOUND MARGIN

Game: +43 vs. West Virginia Tech, 12/16/80

Season: +8.2 (30.5-38.7), 1998-99

MOST STEALS

Game: 25 vs. Hampton, 11/19/04 vs. Furman, 11/12/07

Season: 352 in 2005-06

Per Game: 11.0 in 2005-06

MOST ASSISTS

Game: 36 vs. West Virginia Tech, 12/16/80 vs. Bowling Green, 11/27/81

Season: 636 in 1980-81

Most Consecutive Games More Assists than Turnovers
19 in 2023-24 (First 19)

MOST PERSONAL FOULS

Game: 43 vs. Presbyterian, 12/11/51

Season: 683 in 1997-98

MOST BLOCKED SHOTS

Game: 16 vs. Radford, 12/9/89

Season: 235 in 1989-90

Per Game: 6.71 in 1989-90

FEWEST TURNOVERS COMMITTED

Game: 1 at NC State, 2/20/16

Per Game: 10.08 363 in 36 games in 2023-24

TURNOVERS FORCED

Game: 47 vs. Appalachian State, 12/7/74

Per Game: 21.4 599 in 28 games in 1976-77

MOST DUNKS

Game: 16 vs. Georgia State, 1/15/90

Season: 176 in 1989-90

Per Game: 5.02 in 1989-90

MOST CHARGES TAKEN

Game: 11 vs. North Carolina, 1/27/79

Season: 109 in 1978-79

Per Game: 3.76 in 1978-79

OFFENSIVE REBOUNDS

Game: 33 at North Carolina, 1/9/92


Season: 536 in 2007-08

Per Game: 15.76 in 2007-08

ASSIST/TURNOVER RATIO

Game: 16/1 (16/1) vs. NC State, 2/20/16

Season: 1.48/1 (636-430) in 1980-81



THE 1986-87 TEAM HOLDS SCHOOL RECORDS FOR FIELD GOAL AND THREE-POINT PERCENTAGE FOR A SEASON.

TEAM GAME BESTS

SCORING - CLEMSON

Pts	Site-Opponent	Date
133	H-Tennessee Tech (78)	12-11-1976
128	N1-Boston College (76)	12-28-1976
125	H-Texas Christian (62)	11-27-1977
124	H-West Virginia Tech (70)	12-16-1980
122	H-Florida Southern (79)	2-28-1976
120	H-Roanoke (56)	2-26-1978
120	A-Charleston Southern (103)	12-1-1993
118	H-Wake Forest (115) (20T)	2-13-2002
117	H-Georgia State (59)	1-15-1990
115	H-South Carolina (91)	2-8-1981
114	H-The Citadel (69)	2-6-1956
114	H-Radford (76)	12-9-1989
114	H-Morehead State (69)	11-30-1991
N1	- Milwaukee, Wis.	

SCORING - OPPONENTS

Pts	Site-Opponent	Date
124	A-Furman (87)	2-24-1955
122	A-Florida State (80)	1-22-1970
120	A-Wake Forest (65)	2-4-1955
119	A-NC State (85)	2-5-1955
119	A-NC State (87)	1-31-1970
115	A-Duke (54)	12-3-1954
115	H-North Carolina (83)	1-13-1968
115	A-Duke (74)	1-7-2001
115	H-Wake Forest (118) (20T)	2-14-2002
113	A-NC State (59)	2-20-1954
113	A-South Carolina (85)	3-2-1957
112	H-NC State (72)	12-14-1954
112	A-Duke (73)	1-27-1992

HIGHEST SCORING HALVES - CLEMSON

Pts	Opponent	1/2	Date	CU-OPP
72	Morehead State	2nd	11-30-91	114-69
71	Tennessee Tech	2nd	12-11-76	133-78
69	Boston College	1st	12-28-76	128-76
69	South Carolina	2nd	2-8-81	115-91
69	Radford	2nd	12-9-89	114-76
69	Charleston Southern	2nd	12-1-93	120-103
69	Queens College	1st	12-22-23	109-79
67	Texas Christian	2nd	11-25-77	125-62
66	Virginia	2nd	1-13-93	82-100
65	Georgia Southern	2nd	12-4-76	110-55
65	Roanoke	1st	2-26-77	120-56

HIGHEST SCORING HALVES - OPPONENTS

Pts	Opponent	1/2	Date	CU-OPP
70	North Carolina	2nd	1-28-87	99-108
67	Furman	1st	2-24-55	87-124
66	Wake Forest	1st	2-4-55	65-120
65	Florida State	2nd	1-22-70	80-122
65	Furman	2nd	1-25-78	68-87
65	North Carolina	2nd	3-11-83	79-105
64	North Carolina	2nd	2-13-70	87-119
63	Duke	1st	12-3-54	54-115
63	NC State	2nd	2-5-55	85-119
63	South Carolina	2nd	3-2-57	85-113

BEST FIELD GOAL PERCENTAGES - CLEMSON

Pct	FG-FGA	Site-Opponent	Date
.701	48-68	H-Florida Southern	2-28-1976
.700	14-20	N1-South Carolina	3-5-1970
.698	44-63	H-Saint Francis (N.Y.)	1-4-1984
.692	27-39	H-Georgia Tech	1-12-2011
.689	31-45	A-Boston College	2-22-2020
.676	25-37	N2-Iona	11-21-1997
.675	27-40	A-Virginia	2-21-1984
.673	37-55	H-North Carolina-Asheville	1-11-1992
.667	40-60	H-Baylor	12-19-1983
.667	24-36	A-Furman	1-31-1981
.667	28-42	H-South Carolina	12-12-1981
.659	27-41	H-North Carolina-Asheville	12-12-1998

N1 - Charlotte, N.C.; N2 - Fairbanks, Alaska

BEST FIELD GOAL PERCENTAGES - OPPONENTS

Pct	FG-FGA	Site-Opponent	Date
.714	50-70	N1-Louisiana State	12-20-1969
.684	39-57	N2-North Carolina	2-1-1984
.683	28-41	N3-Gonzaga	11-23-1997
.679	36-53	A-Duke	2-27-1985
.676	23-34	H-Wake Forest	2-26-1971
.667	26-39	A-North Carolina	1-26-1980
.661	41-62	A-Florida State	2-5-2017
.653	32-49	H-NC State	2-1-1969
.647	44-68	A-Duke	1-27-1992
.646	31-48	A-Virginia	1-17-1982
.646	31-48	A-Virginia	2-22-1986
.644	29-45	H-Georgia Tech	1-24-1967
.641	25-39	A-NC State	1-29-1980

N1 - Charlotte, N.C.; N2 - Greensboro, N.C.; N3 - Fairbanks, Alaska

WORST FIELD GOAL PERCENTAGES - CLEMSON

Pct	FG-FGA	Site-Opponent	Date
.238	15-63	A-Virginia	2-12-1994
.240	12-50	A-Virginia	1-11-1995
.254	15-59	A-Miami (Fla.)	1-18-2006
.259	14-54	H-Virginia	1-12-2019
.260	19-73	H-Duke	1-23-1982
.262	17-65	H-Georgia Tech	2-28-1968
.271	16-59	A-Georgia	12-22-2015
.272	22-81	A-North Carolina	1-9-1992
.273	18-66	A-North Carolina	1-26-1997

.280	14-50	A-Wake Forest	2-12-1997
.280	14-50	H-South Carolina	12-15-2019
.283	15-53	A-Duke	1-8-2013
.283	15-53	H-North Carolina	1-3-2015
.283	15-53	H-Wichita State	3-24-2019

N1 - El Paso, Texas; N2 - Greenville, S.C.; N3 - Greensboro, N.C.; N4 - St. Thomas, Virgin Islands

WORST FIELD GOAL PERCENTAGES - OPPONENTS

Pct	FG-FGA	Site-Opponent	Date
.180	9-50	H-Wofford	2-6-1996
.200	13-65	A-Wake Forest	1-4-1964
.211	16-76	N1-Florida International	12-29-1987
.211	12-57	H-East Carolina	12-29-2004
.220	9-41	N2-Army	12-29-1993
.226	12-53	H-Radford	11-30-1998
.229	11-48	H-Savannah State	12-17-2010
.237	14-59	H-Georgia	3-10-1999
.237	14-59	H-Wake Forest	2-3-2019
.239	16-67	H-Armstrong State	12-17-1986
.246	15-61	H-Wake Forest	1-15-2013
.250	15-60	H-Stetson	11-16-1998
.255	12-47	A-Wake Forest	2-24-2021
.258	17-66	N3-Auburn	3-18-2018
.259	14-54	H-North Florida	12-16-2008
.261	12-46	A-South Carolina	12-17-1996
.263	15-57	H-Charleston Southern	12-22-2001

N1 - Tampa, Fla.; N2 - Honolulu, Hawaii; N3 - San Diego, Calif.

FIELD GOALS MADE - CLEMSON

No	Att	Site-Opponent	Date
52	85	H-Tennessee Tech	12-11-1976
50	79	H-Bowling Green State	11-27-1981
50	78	H-Roanoke	2-26-1977
49	86	N1-Boston College	12-28-1976
49	85	H-Furman	12-1-1976
48	83	H-West Virginia Tech	12-16-1980
48	68	H-Florida Southern	2-28-1976
46	85	H-Georgia Southern	12-17-1979
46	79	H-Colgate	2-1-1979
46	75	H-Texas Christian	11-27-1977
46	74	H-South Carolina	2-8-1981

N1 - Milwaukee, Wis.

FIELD GOALS MADE - OPPONENTS

No	Att	Site-Opponent	Date
52	NA	A-NC State	2-5-1955
50	105	H-Florida State	1-22-1970
50	70	H-Louisiana State	12-20-1969
47	95	A-South Carolina	2-7-1970
46	87	A-Duke	1-12-1965
46	81	A-Maryland	2-23-1970
46	80	N1-North Carolina	2-13-1970
46	NA	A-NC State	2-20-1954

N1 - Charlotte, N.C.

FIELD GOAL ATTEMPTS - CLEMSON

No	Made	Site-Opponent	Date
98	31	H-Furman	1-7-1960
94	41	H-Duke	1-11-1962
91	31	H-Furman	1-4-1968
89	40	A-North Carolina	2-10-2008
88	35	H-Furman	1-15-1962
86	49	N1-Boston College	12-28-1976
86	45	H-Catholic	11-24-1978
86	44	H-Wake Forest	2-28-1970
86	40	H-Georgia Tech	2-5-1992
86	39	H-Appalachian State	12-7-1974

N1 - Milwaukee, Wis.

FIELD GOAL ATTEMPTS - OPPONENTS

No	Made	Site-Opponent	Date
105	50	H-Florida State	1-22-1970
95	47	A-South Carolina	2-7-1970
94	35	H-Austin Peay State	11-29-1975
91	39	A-Duke	1-9-1968
91	34	H-West Virginia Tech	12-16-1980
90	41	H-North Carolina	2-16-1968
90	37	A-Virginia	1-14-1967
88	41	H-Wake Forest	2-13-2002
88	28	N1-Lafayette	12-20-1957

N1 - Charlotte, N.C.

THREE-POINT GOALS - CLEMSON

No	Att	Site-Opponent	Date
16	28	N2-Puerto Rico-Mayaguez	12-19-2005
16	26	A-Virginia	2-7-2008
15	37	N1-Evansville	12-27-1993
15	30	H-North Carolina	1-30-2018
15	28	A-Maryland	1-20-2002
15	27	H-Western Carolina	12-23-2006
15	23	A-Virginia	1-22-1983
14	36	H-Syracuse	2-22-2023
14	34	H-Presbyterian	11-7-2019
14	30	H-Presbyterian	11-13-2009
14	28	H-Georgia Tech	1-24-2001
14	28	A-Minnesota	11-30-2015
14	25	A-Virginia Tech	1-29-2009
14	23	H-Towson	12-7-2022
14	29	A-Georgia Tech	2-21-2024
13	32	H-Winthrop	11-6-2023
13	30	A-Virginia	1-2-2005
13	30	H-Miami (Fla.)	2-14-2024
13	29	H-Maryland	1-2-2001
13	29	H-USC Upstate	12-2-2015

13	29	H-Notre Dame	3-4-2023
13	28	H-Mercer	12-10-2016
13	28	H-Bellarmine	11-18-2022
13	27	H-Virginia Tech	1-22-2017
13	24	A-Charleston Southern	12-1-1993
13	24	H-Florida State	1-12-2007
13	24	H-Miami (Oh.)	12-14-2021
13	22	A-Virginia Tech	3-1-2006
13	22	A-Pittsburgh	2-12-2020
13	20	H-Winthrop	1-26-1987

N1 - Honolulu, Hawaii; N2 - San Juan, Puerto Rico

THREE-POINT GOALS - OPPONENTS

No	Att	Site-Opponent	Date
19	42	H-Wake Forest	2-13-2002
19	30	N3-Mississippi State	12-8-2008
17	31	H-Georgia Tech	1-24-2007
17	30	A-Florida State	2-5-2011
17	29	N1-Duke	3-9-2000
16	31	N2-UMass	11-23-2015
16	27	A-Georgia Tech	1-20-2021
16	36	N4-Alabama	3-30-2024
15	47	A-Charleston Southern	12-1-1993
15	38	H-George Washington	12-22-1999
15	32	H-Wofford	11-24-2001
15	32	A-Notre Dame	1-7-2017
15	31	A-North Carolina	1-16-2018
15	31	H-NC State	1-15-2002
15	29	H-NC State	1-29-2006
15	27	H-Virginia	1-16-2021
15	25	H-Ohio State	12-1-2004
15	35	H-Georgia Tech	1-16-2024

N1 - Charlotte, N.C.; N2 - Las Vegas, Nev.; N3 - Newark, N.J.; N4 - Los Angeles, Calif.

THREE-POINT ATTEMPTS - CLEMSON

No	Made	Site-Opponent	Date
42	12	A-North Carolina	1-15-1994
38	11	A-Louisville	1-25-2020
38	9	H-North Carolina	1-14-1995
37	15	N1-Evansville	12-27-1993
36	14	H-Syracuse	2-22-2023
36	11	A-Virginia Tech	2-21-2018
35	9	A-Virginia Tech	3-4-2020
35	7	H-Louisville	1-27-2021
34	14	H-Presbyterian	11-7-2019
34	9	H-Notre Dame	2-9-2020
33	11	H-Detroit Mercy	11-17-2019
33	9	N2-Villanova	3-21-2008
33	7	H-Georgia Tech	3-7-1993
32	10	A-Florida State	1-28-2023
32	9	H-South Carolina	12-15-2019
32	8	H-Wake Forest	1-11-2006
32	6	A-Notre Dame	1-12-2022
31	12	A-North Carolina	1-11-2020
31	12	A-Minnesota	11-29-2006
31	11	A-North Carolina	1-16-2018
31	11	H-George Washington	12-22-1999
31	10	H-East Tennessee St.	12-9-2005
31	9	H-Winthrop	12-18-1999
31	9	H-Florida State	1-4-2006
31	9	H-East Carolina	1-3-2009
31	8	H-South Carolina St.	12-13-2016

N1 - Honolulu, Hawaii; N2 - Tampa, Fla.

THREE-POINT ATTEMPTS - OPPONENTS

No	Made	Site-Opponent	Date
47	15	A-Charleston Southern	12-1-1993
42	19	H-Wake Forest	2-13-2001
42	14	H-Queens	12-22-2023

TEAM GAME BESTS

THREE-POINT PERCENTAGES - OPPONENTS

(Minimum 10 Attempts)

Pct	FG-FGA	Site-Opponent	Date
.909	10-11	A-Duke	2-1-1988
.737	14-19	N3-Gonzaga	11-23-1997
.727	8-11	H-Maryland	2-7-2012
.684	13-19	N1-Evansville	12-27-1994
.667	8-12	A-Maryland	2-19-1983
.667	12-18	A-North Carolina	2-21-1987
.647	11-17	A-Wake Forest	1-24-1993
.643	9-14	A-NC State	1-9-2007
.633	19-30	N4-Mississippi State	12-8-2018
.625	10-16	A-Wake Forest	2-21-1996
.615	8-13	A-Maryland	2-24-2010
.611	11-18	N2-Coppin State	12-21-1990

FREE THROWS MADE - CLEMSON

Made	Att	Site-Opponent	Date
40	53	H-Maryland	1-15-1968
40	54	H-The Citadel	12-3-1966
39	51	H-Georgia Tech	1-29-1972
38	46	H-NC State	12-11-1956
38	45	H-Mercer	12-30-1992
37	55	A-Furman	2-24-1955
37	49	N1-North Carolina	12-8-1956
37	48	A-Florida State	2-8-1992
36	48	H-NC State	2-15-1980
36	45	H-Wake Forest	2-27-1969

N1 - Charlotte, N.C.

FREE THROWS MADE - OPPONENTS

Made	Att	Site-Opponent	Date
47	72	H-Furman	1-29-1955
42	52	A-Wake Forest	2-27-1969
41	59	A-North Carolina	1-28-1998
38	51	A-South Carolina	1-27-1983
38	49	A-Duke	1-31-1990
38	46	A-Virginia Tech	2-6-2010
37	47	N1-North Carolina	3-11-2005
36	52	A-Furman	2-22-1958
36	49	A-Wake Forest	2-4-1955
36	46	A-Presbyterian	12-16-1952
36	46	N2-Auburn	12-21-1966
36	45	H-Wake Forest	2-27-1969
36	45	H-Presbyterian	12-4-1952

N1 - Washington, DC; N2 - Birmingham, Ala.

FREE THROW ATTEMPTS - CLEMSON

No	Made	Site-Opponent	Date
55	37	A-Furman	2-24-1955
54	40	H-The Citadel	12-3-1966
53	40	H-Maryland	1-15-1968
52	32	H-Georgia State	1-15-1990
51	39	H-Georgia Tech	1-29-1972
50	35	H-Indiana State	1-30-1971
50	32	H-Radford	12-9-1989
49	37	N1-North Carolina	12-8-1956
48	36	H-NC State	2-16-1980
48	33	H-Maryland	2-8-1997

N1 - Charlotte, N.C.

FREE THROW ATTEMPTS - OPPONENTS

No	Made	Site-Opponent	Date
72	47	H-Furman	1-29-1955
59	41	A-North Carolina	1-28-1998
53	33	H-North Carolina-Charlotte	12-15-1990
52	42	A-Wake Forest	2-18-1969
52	36	A-Furman	2-22-1958
52	34	A-Virginia	2-18-1976
51	38	A-South Carolina	1-27-1983
51	34	H-North Carolina	1-14-1995
50	30	A-Maryland	2-25-1995
49	38	A-Duke	1-31-1990
49	36	A-Wake Forest	2-4-1955
49	35	A-Wake Forest	1-4-1964
49	33	A-Wake Forest	3-1-2003
49	30	A-Furman	2-24-1955

FREE THROW PERCENTAGES - CLEMSON

(Min. of 15 Attempts)

Pct.	Made-Att	Site-Opponent	Date
1.000	16-16	A-Boston College	1-31-2023
1.000	15-15	H-Miami	1-16-2016
.960	24-25	H-Wake Forest	12-2-2022
.957	22-23	H-Duke	1-7-1997
.947	18-19	N-Miami	3-11-2020
.941	16-17	H-Maryland	1-12-1970
.941	16-17	H-Miami	1-13-2018
.938	15-16	H-Boise State	11-19-2023
.938	15-16	H-Syracuse	3-5-2024
.938	15-16	A-Wake Forest	3-9-2024
.933	14-15	A-George Washington	2-21-1951
.933	14-15	A-Virginia	2-18-1989
.923	24-26	H-South Carolina	11-17-2013
.923	24-26	N1-Duke	3-8-2017
.917	22-24	H-High Point	11-25-2016
.917	22-24	H-NC State	12-30-2022
.909	20-22	H-South Carolina	2-7-1987
.909	20-22	N3-Boston College	3-8-2018
.906	29-32	H-South Carolina	1-5-1979
.906	29-32	N2-Wake Forest	2-7-1979
.905	19-21	H-Texas A&M	1-7-1995
.905	19-21	H-Wofford	11-21-1999

.905	19-21	H-North Carolina	2-8-2022
.900	18-20	A-Boston College	1-3-2018
.900	18-20	H-Duke	2-27-1974
.900	18-20	H-North Carolina	1-13-2010

FREE THROW PERCENTAGES - OPPONENTS

(Min. of 15 Attempts)

Pct.	Made-Att	Site-Opponent	Date
1.000	16-16	N-Boston College	3-13-2024
1.000	15-15	H-Charleston Southern	11-26-2021
.957	22-23	H-Louisiana-Lafayette	12-22-2017
.952	20-21	A-Minnesota	12-28-1974
.947	18-19	N1-Wake Forest	2-15-1984
.947	18-19	H-Wake Forest	2-22-1995
.941	16-17	N2-Seton Hall	12-4-1990
.941	16-17	H-Wisconsin-Green Bay	12-8-1991
.941	16-17	N3-Duke	3-15-2008
.941	16-17	H-Virginia Tech	1-22-2017
.941	16-17	H-Virginia Tech	2-9-2019
.938	15-16	H-Georgia	12-5-1963
.938	15-16	H-Morehead State	3-15-2023
.933	14-15	H-Presbyterian	12-11-1982
.933	14-15	H-NC State	2-10-1991
.933	14-15	A-Georgia Tech	2-23-2016
.931	27-29	A-North Carolina	1-31-1976

N1 - Greensboro, N.C.; N2 - Syracuse, N.Y.; N3 - Charlotte, N.C.

TOTAL REBOUNDS - CLEMSON

(Includes Team Rebounds)

No	Site-Opponent	Date
71	H-West Virginia Tech	12-16-1980
71	H-Georgia State	1-15-1990
68	H-South Carolina	2-21-1961
65	H-Georgia	1-3-1963
64	H-Furman	2-3-1966
64	H-Duke	2-15-1975
63	H-Virginia	2-3-1961
63	H-Harvard	11-28-1975
63	N1-Florida International	12-29-1987

N1 - Tampa, Fla.

TOTAL REBOUNDS - OPPONENTS

(Includes Team Rebounds)

No	Site-Opponent	Date
74	A-Florida State	1-22-1970
71	A-South Carolina	2-7-1970
70	H-South Carolina	1-26-1970
68	N1-NC State	1-31-1959
67	A-Creighton	12-15-1962
65	N1-North Carolina	2-16-1968
63	A-Duke	1-9-1968
62	H-The Citadel	11-25-2000
61	A-Duke	3-2-1962

N1 - Charlotte, N.C.

REBOUND MARGIN - CLEMSON

No	CU-Opp	Site-Opponent	Date
+43	71-28	H-West Virginia Tech	12-16-1980
+39	65-26	H-Georgia	1-3-1963
+34	64-30	H-Duke	2-15-1975
+32	54-22	H-Wake Forest	1-6-1986
+32	45-13	H-Radford	12-29-2024
+31	59-28	H-Roanoke	2-26-1977
+30	52-22	H-Wagner	12-10-1988
+29	40-11	H-Samford	12-29-2007
+28	68-40	H-South Carolina	2-21-1961
+28	62-34	A-Furman	12-3-1975
+28	53-25	H-E. Tennessee State	12-15-2003

N1 - Greenville, S.C.

REBOUND MARGIN - OPPONENTS

No	Opp-CU	Site-Opponent	Date
+38	67-29	A-Creighton	12-15-1962
+36	68-32	N1-NC State	1-31-1959
+34	65-31	N1-North Carolina	2-16-1968
+34	74-40	A-Florida State	1-22-1970
+30	53-23	A-Duke	12-4-1965
+30	71-41	A-South Carolina	2-7-1970
+29	52-23	A-Wake Forest	2-1-1965
+29	57-28	A-North Carolina	1-15-1994

N1 - Charlotte, N.C.

LARGEST VICTORIES - CLEMSON

No	CU-Opp	Site-Opponent	Date
+73	112-39	H-Armstrong State	12-17-1986
+72	78-6	N1-Butler Guards	2-9-1912
+67	108-41	H-Illinois Tech	12-13-1980
+63	125-62	H-Texas Christian	11-27-1977
+59	72-13	H-Erskine	2-19-1916
+58	103-45	H-Prairie View A&M	12-16-1986
+58	117-59	H-Georgia State	1-15-1990
+55	110-55	H-Georgia Southern	12-4-1976
+55	133-78	H-Tennessee Tech	12-11-1976

N1 - Greenville, S.C.

LARGEST VICTORIES - OPPONENTS

No	CU-Opp	Site-Opponent	Date
+61	54-115	A-Duke	12-3-1954
+60	15-75	A-Georgia	1-31-1913
+55	65-120	A-Wake Forest	2-4-1955
+54	59-113	A-NC State	2-20-1954
+50	10-60	A-Atlanta Agriculture	2-1-1913
+49	18-67	A-Kentucky	1-16-1933
+48	12-60	H-Auburn	1-26-1920

+48	21-69	A-NC State	1-15-1947
+48	61-109	A-Florida State	2-5-2017

LARGEST ACC VICTORIES - CLEMSON

No	CU-Opp	Site-Opponent	Date
+40	94-54	H-Florida State	2-15-2022
+34	100-66	H-Duke	2-15-1975
+34	82-48	N1-Boston College	3-14-2008
+33	78-45	H-Florida State	2-14-1999
+31	82-51	A-Virginia	2-7-2008
+29	78-49	A-Florida State	2-15-1998
+29	93-64	H-Maryland	2-17-2009
+28	92-64	H-Georgia Tech	2-28-1999

N1-Charlotte, N.C.

ASSISTS - CLEMSON

No	Site-Opponent	Date
36	H-West Virginia Tech	12-16-1980
36	H-Bowling Green State	11-27-1981
35	H-Saint Francis (N.Y.)	1-4-1984
34	H-Florida State	11-27-1976
34	H-Catholic	11-24-1978
33	N1-Boston College	12-28-1976
32	H-Illinois Tech	12-13-1980
32	H-Duke	2-8-1981

N1 - Milwaukee, Wis.

ASSISTS - OPPONENTS

No	Site-Opponent	Date
35	A-Georgia Tech	2-1-1968
29	N1 - Wake Forest	1-10-1987
29	A-Maryland	2-25-2003
28	A-Georgia Tech	1-6-1971
28	N1-North Carolina	2-1-1984
28	A-North Carolina	2-21-1987
28	*H-Liberty	12-28-2002
27	H-South Carolina	2-9-1985
27	A-North Carolina	1-9-1992
27	A-North Carolina	1-15-1994
27	A-Duke	1-7-2001
27	A-Maryland	1-20-2002

N1 - Greensboro, N.C.; * - Anderson, S.C.

BLOCKED SHOTS - CLEMSON

No	Site-Opponent	Date
16	H-Radford	12-9-1989
15	H-Florida International	1-12-1987
14	N1-Florida International	12-29-1987
14	N3-Texas Christian	11-15-2008
14	H-Savannah State	11-25-2008
13	H-Duke	2-23-1977
13	H-Maryland	2-22-2005
12	H-Presbyterian	

TEAM GAME BESTS

STEALS - OPPONENTS

No	Site-Opponent	Date
26	A-NC State	1-12-1974
21	N1-North Carolina	1-5-1977
21	H-Virginia Tech	2-8-2006
20	H-East Tennessee State	12-15-2003
17	A-Duke	2-22-1978
17	N1-North Carolina	1-3-1979
17	H-South Carolina	12-6-2003
17	A-Georgia Tech	2-3-2007
17	N-Alabama	12-12-2020
N1	- Greensboro, N.C.	

FEWEST TURNOVERS - CLEMSON

No	Site-Opponent	Date
1	A-NC State	2-20-2016
2	H-South Carolina St.	12-13-2016
3	N1-North Carolina	3-10-1995
4	A-Virginia	1-31-2012
4	H-Virginia	2-3-2024
5	H-NC State	3-3-1993
5	N1-Wake Forest	3-9-1996
5	H-Maryland	2-22-2000
5	H-Purdue	11-28-2012
5	H-Notre Dame	2-12-2022
5	A-Louisville	2-18-2023
5	H-North Carolina	1-6-2024
5	A-North Carolina	2-6-2024
5	A-Georgia Tech	2-21-2024
N1	- Greensboro, N.C.	

FEWEST TURNOVERS - OPPONENTS

No	Site-Opponent	Date
3	A-NC State	2-1-1997
3	H-George Washington	12-22-2000
3	A-Pittsburgh	1-10-2015
3	H-Pittsburgh	2-27-2024
4	A-South Carolina	2-11-1984
4	A-Virginia	2-14-1987
4	N4-Temple	11-21-2013
4	A-Notre Dame	3-7-2015
4	A-NC State	1-11-2018
5	H-Virginia	1-11-1986
5	A-Virginia	1-10-1988
5	A-Maryland	2-7-1989
5	H-Cincinnati	12-22-2003
5	H-Virginia Tech	1-27-2013

5	H-Duke	1-11-2014
5	H-Miami (Fla.)	3-4-2014
5	H-Notre Dame	2-8-2016
N1	- Charleston, S.C.	

FEWEST TURNOVERS - BOTH TEAMS

No	CU-Opp	Site-Opponent	Date
9	6-3	A-NC State	2-1-1997
10	4-6	H-Virginia	2-3-2024
11	3-8	N2-North Carolina	3-10-1995
11	6-5	H-Delaware State	11-13-2013
11	1-10	A-NC State	2-20-2016
11	5-6	A-North Carolina	2-6-2024
12	9-3	A-Pittsburgh	1-10-2015
12	5-7	H-Notre Dame	2-12-2022
13	7-6	N1-South Carolina	3-5-1970
13	9-4	N3-Temple	11-21-2013
13	9-4	A-Notre Dame	3-7-2015
13	7-6	N4-Auburn	3-18-2018
13	6-7	H-Duke	2-10-2022
14	6-8	A-Furman	12-30-1966
14	6-8	H-NC State	1-9-1984
14	9-5	H-Virginia	1-11-1986
14	9-5	A-Virginia	1-10-1988
14	5-9	H-NC State	3-3-1993
14	7-7	H-North Carolina	2-18-2001
14	6-8	N1-Florida State	3-7-2002
14	9-5	H-Virginia Tech	1-27-2013
14	7-7	A-Miami	2-18-2017
14	5-9	A-Georgia Tech	2-21-2024
14	11-3	H-Pittsburgh	2-27-2024
14	7-7	A-Notre Dame	3-2-2024
N1	- Charleston, N.C.;	N2 - Greensboro, N.C.;	N3 - Charleston, S.C.;
N4	- San Diego, Calif.		

MOST TURNOVERS - CLEMSON

No	Site-Opponent	Date
41	A-Furman	12-6-1972
38	A-NC State	1-12-1974
36	H-Austin Peay State	11-29-1975
35	A-Purdue	12-5-1973
35	A-Charleston Southern	12-1-1993
30	H-NC State	2-22-1975
30	N1-North Carolina	1-5-1977
30	A-Duke	1-29-2000
N1	- Greensboro, N.C.	

MOST TURNOVERS - OPPONENTS

No	Site-Opponent	Date
47	H-Appalachian State	12-7-1974
38	A-Purdue	12-5-1973
37	H-Hampton	11-19-2004
37	H-Furman	11-12-2007
36	H-Auburn	11-30-1973
35	H-Georgia Southern	12-4-1976
35	H-Texas Christian	11-25-1977

MOST TURNOVERS - BOTH TEAMS

No	CU-Opp	Site-Opponent	Date
73	35-38	A-Purdue	12-5-1973
71	41-30	A-Furman	12-6-1972
69	22-47	H-Appalachian State	12-7-1974
66	32-34	H-Furman	1-23-1974
65	38-27	A-NC State	1-12-1974
60	25-35	H-Georgia Southern	12-4-1976
59	35-24	A-Charleston Southern	12-1-1993

ASSIST/TURNOVER RATIO - CLEMSON

Ratio	Ast-TO	Site-Opponent	Date
16.0	16-1	A-NC State	2-20-2016
5.33	32-6	H-Illinois Tech	12-13-1980
5.00	25-5	H-NC State	3-3-1993
4.20	21-5	H-Florida A&M	11-14-2014
4.00	32-8	H-South Carolina	2-9-1981
3.83	23-6	H-NC State	1-9-1984
3.75	30-8	H-MD-Eastern Shore	2-27-1982
3.71	26-7	H-Alcorn State	11-24-2024
3.66	22-6	H-South Carolina	2-9-1994
3.63	29-8	H-Western Carolina	2-11-1998
3.60	36-10	H-Bowling Green St.	11-27-1981
3.50	28-8	H-Syracuse	2-22-2023
3.44	31-9	H-Baylor	12-19-1983
3.42	24-7	H-Florida State	2-12-2000
N1	- Greensboro, N.C.		

ASSIST/TURNOVER RATIO - OPPONENTS

Ratio	Ast-TO	Site-Opponent	Date
5.00	20-4	A-Notre Dame	3-7-2015
4.80	24-5	A-Maryland	2-7-1989
4.75	19-4	A-Virginia	2-14-1987
4.66	14-3	H-George Washington	12-22-1999
4.50	27-6	A-Maryland	1-20-2002
4.33	26-6	A-NC State	2-14-1981
4.25	17-4	A-South Carolina	2-11-1985
4.00	12-3	A-Pittsburgh	1-10-2015
3.75	15-4	A-NC State	1-11-2018
3.43	24-7	A-Marquette	12-20-1980
3.20	16-5	H-Virginia	1-11-1986

DUNKS - CLEMSON

Dunks	Site-Opponent	Date
16	H-Georgia State	1-15-1990
12	H-Youngstown State	1-18-1989
12	H-Western Carolina	1-17-1990
11	H-Radford	12-9-1989
10	H-Wofford	2-6-1996
10	H-Western Carolina	2-11-1998
10	H-UNC Asheville	12-3-2017

CHARGES TAKEN - CLEMSON

CT	Site-Opponent	Date
11	H-North Carolina	1-27-1979
9	H-Catholic	11-24-1978
7	H-NC State	1-7-1987
6	H-Florida State	2-29-2020
6	H-Baltimore	2-28-1981
6	H-Maryland	2-29-1980
6	H-Siena	11-30-1979
6	H-Western Carolina	12-16-1978

OFFENSIVE REBOUNDS - CLEMSON

(Since 1979-80)

Reb	Site-Opponent	Date
33	A-North Carolina	1-9-1992
28	H-Georgia State	1-15-1990
27	A-American-Puerto Rico	12-24-1989
27	A-Florida Atlantic	12-21-1990
26	N1-Florida State	3-4-1999
26	H-Wake Forest	2-13-2002
26	H-South Carolina	12-3-2005
25	H-Georgia State	11-28-1980
25	H-Hofstra	1-20-1990
25	H-Wagner	12-10-1988
25	A-North Carolina	1-26-1997
N1	- Charlotte, N.C.	



JAMES MAYS COLLECTED SIX OF CLEMSON'S RECORD 25 STEALS AGAINST FURMAN IN NOVEMBER 2007.



TEAM SEASON BESTS

WINS

1.	1986-87	25-6
	2017-18	25-10
	2006-07	25-11
4.	1989-90	24-8
	2007-08	24-10
	2023-24	24-12
6.	1979-80	23-9
	1996-97	23-10
	2008-09	23-9
	2013-14	23-13
	2022-23	23-11

WINNING PERCENTAGE

(Min. 20 games played)

1.	1986-87	25-6	.806
2.	1976-77	22-6	.785
3.	1989-90	24-8	.750
4.	1979-80	23-9	.719
	2008-09	23-9	.719
6.	2017-18	25-10	.714
7.	1951-52	17-7	.708
8.	2007-08	24-10	.706
9.	1996-97	23-10	.697
10.	2006-07	25-11	.694

GAMES PLAYED

1.	2006-07	36
	2013-14	36
	2023-24	36
3.	1998-99	35
	2017-18	35
5.	1985-86	34
	1993-94	34
	2007-08	34
	2010-11	34
	2018-19	34
	2022-23	34

POINTS

1.	2023-24	2,785
2.	1989-90	2,777
2.	2007-08	2,693
3.	1986-87	2,669
4.	2006-07	2,636
5.	2017-18	2,584
6.	1979-80	2,559
7.	1993-94	2,557
8.	1985-86	2,546
9.	2022-23	2,540
10.	1998-99	2,508

SCORING AVERAGE

1.	1976-77	86.6
2.	1986-87	86.1
3.	1955-56	86.0
4.	1975-76	83.4
5.	1977-78	82.6
6.	1969-70	80.3
	1974-75	80.3
8.	1979-80	80.0
9.	1988-89	79.8
10.	1989-90	79.3

SCORING MARGIN

1.	1976-77	+17.7
2.	1986-87	+14.6
3.	2008-09	+10.3
4.	1979-80	+9.8
5.	1989-90	+9.4
	2007-08	+9.4
7.	1977-78	+8.9
	2009-10	+8.9
9.	1980-81	+8.7
10.	1975-76	+8.3

FIELD GOALS MADE

1.	1989-90	1,060
2.	1985-86	1,020
3.	2006-07	1,017
4.	2007-08	1,000

5.	1979-80	999
6.	2023-24	991
7.	1986-87	990
8.	1976-77	978
9.	1975-76	966
10.	1980-81	955

FIELD GOAL ATTEMPTS

1.	2007-08	2,191
2.	2006-07	2,170
3.	1989-90	2,148
4.	1985-86	2,146
5.	2023-24	2,115
6.	1955-56	2,004
7.	1993-94	1,984
8.	2008-09	1,971
	2017-18	1,971
10.	1979-80	1,958

FIELD GOAL PERCENTAGE

1.	1986-87	.529
2.	1977-78	.521
3.	1976-77	.518
4.	1981-82	.514
5.	1975-76	.511
6.	1979-80	.510
	1980-81	.510
8.	1983-84	.504
9.	1978-79	.498
	1988-89	.498

FREE THROWS MADE

1.	1955-56	624
2.	1979-80	561
3.	1996-97	543
4.	1989-90	540
5.	1998-99	521
6.	1966-67	519
7.	1969-70	513
8.	1967-68	512
9.	1971-72	509
10.	2023-24	507

FREE THROW ATTEMPTS

1.	1955-56	912
2.	1989-90	886
3.	1998-99	840
4.	1979-80	839
5.	1996-97	799
6.	1993-94	767
7.	1969-70	763
8.	1967-68	755
9.	1997-98	751
10.	1966-67	736

FREE THROW PERCENTAGE

1.	2022-23	.785
2.	2023-24	.780
3.	2020-21	.769
4.	2017-18	.755
5.	2013-14	.744
6.	2021-22	.736
7.	1981-82	.734
8.	1956-57	.732
	2018-19	.732
10.	2016-17	.731

REBOUNDS

1.	1989-90	1,430
2.	1998-99	1,354
3.	1993-94	1,327
4.	1985-86	1,309
5.	2023-24	1,308
6.	2007-08	1,305
7.	1961-62	1,284
8.	2013-14	1,269
9.	2006-07	1,264
10.	2017-18	1,255

REBOUND AVERAGE

1.	1961-62	47.6
----	---------	------

2.	1962-63	45.4
3.	1967-68	44.8
4.	1960-61	44.7
5.	1955-56	44.0
6.	1965-66	43.9
7.	1959-60	43.8
8.	1966-67	43.6
9.	1975-76	42.8
10.	1963-64	42.5

REBOUND MARGIN

1.	1998-99	+8.2
2.	1975-76	+5.8
3.	2001-02	+5.3
4.	1985-86	+4.9
	1984-85	+4.9
	1974-75	+4.9
7.	1989-90	+4.5
	1996-97	+4.5
9.	1999-00	+4.4
10.	1980-81	+4.3
	1986-87	+4.3

OFFENSIVE REBOUNDS

(Since 1978-79)

1.	2007-08	536
2.	1998-99	491
3.	1989-90	490
4.	2006-07	489
5.	1993-94	467
6.	2005-06	466
7.	2008-09	462
8.	2004-05	450
9.	2001-02	442
10.	1984-85	429

ASSISTS

1.	1980-81	636
2.	1985-86	613
3.	1979-80	610
4.	1982-83	603
5.	1989-90	602
6.	1976-77	573
7.	1986-87	572
8.	1983-84	571
9.	2006-07	562
10.	1981-82	557

ASSISTS/GAME

1.	1980-81	20.52
2.	1976-77	20.46
3.	1983-84	20.39
4.	1981-82	19.89
5.	1982-83	19.45
6.	1979-80	19.06
7.	1986-87	18.45
8.	1985-86	18.03
9.	1988-89	17.57
10.	1989-90	17.20

STEALS

1.	2005-06	352
2.	2006-07	342
3.	2007-08	334
4.	1989-90	331
5.	2004-05	319
6.	1976-77	305
7.	2009-10	301
8.	1992-93	298
	2008-09	298
10.	2010-11	272

STEALS/GAME

1.	2005-06	11.00
2.	1976-77	10.89
3.	2004-05	9.97
4.	1992-93	9.93
5.	2007-08	9.82
6.	2006-07	9.50
7.	1989-90	9.45
8.	2009-10	9.41

THREE-POINT DISTANCES

1982-83	17-9	(15 ACC games and vs. Presbyterian)
	19-9	(3 games in Alaska Shootout)
1986-87 to 2007-08	19-9	(All games)
2008-09 to 2018-19	20-9	(All games)
2019-20 to present	22-1.75	(All games)

9.	2008-09	9.31
10.	1990-91	9.28

BLOCKED SHOTS

1.	1989-90	235
2.	2013-14	221
3.	2006-07	191
4.	1988-89	189
5.	2008-09	187
6.	2007-08	185
7.	1975-76	179
8.	1992-93	173
9.	2017-18	169
10.	1974-75	167
	1987-88	167

BLOCKED SHOTS/GAME

1.	1989-90	6.71
2.	1975-76	6.39
3.	1988-89	6.30
4.	2013-14	6.14
5.	2008-09	5.84
6.	1992-93	5.77
7.	1987-88	5.76
8.	1976-77	5.68
9.	2007-08	5.44
10.	1990-91	5.32

FEWEST TURNOVERS/GAME

1.	2023-24	10.08
2.	2015-16	10.16
3.	2016-17	10.73
4.	2021-22	11.03
5.	2022-23	11.06
6.	2013-14	11.14
7.	2012-13	11.45
8.	1994-95	11.57
9.	1995-96	11.62
10.	2014-15	11.80
11.	2017-18	11.83

ASSIST/TURNOVER RATIO

1.	1980-81	1.48 (636-430)
2.	1981-82	1.47 (557-378)
	2023-24	1.47 (533-363)
4.	1982-83	1.42 (603-424)
5.	1983-84	1.34 (571-425)
6.	2015-16	1.30 (411-315)
7.	2021-22	1.29 (470-364)
	2022-23	1.29 (485-376)
9.	1979-80	1.28 (610-476)
10.	1985-86	1.27 (613-483)

DUNKS

1.	1989-90	176
2.	1988-89	124
3.	1993-94	115
4.	1992-93	113
5.	2007-08	112
6.	2012-13	110
7.	2009-10	108
8.	2011-12	104
9.	2006-07	100
10.	1987-88	99
	1998-99	99

CHARGES TAKEN

1.	1978-79	109
2.	1979-80	88
3.	2010-11	61
4.	1980-81	58
5.	1985-86	54

1996-97	54
2008-09	49
1986-87	48
1999-00	47
1998-99	46
2022-23	46

THREE-POINT GOALS

1.	2023-24	296
2.	2017-18	288
3.	2022-23	282
4.	2007-08	271
5.	2008-09	256
	2021-22	256
7.	2019-20	251
8.	2000-01	248
	2006-07	248
10.	1993-94	240
11.	2016-17	239

THREE-POINT GOALS/GAME

STATISTICAL TRENDS

Season	Record	Pts	PPG	FG	FGA	FG%	FT	FTA	FT%	REB	REB/G	PF
1956-57	17-7	1,739	72.5	624	1,567	.398	491	671	.732	804	33.5	465
		1,977	82.4	714	1,703	.419	549	778	.706	988	41.2	372
1957-58	8-16	1,650	68.7	636	1,630	.390	378	530	.713	906	37.8	460
		1,723	71.8	644	1,618	.398	435	663	.656	1,006	41.8	391
1958-59	8-16	1,365	56.9	531	1,445	.367	303	445	.681	891	37.1	405
		1,540	64.2	565	1,521	.371	410	561	.731	1,143	47.6	340
1959-60	10-16	1,668	64.2	652	1,744	.374	364	515	.707	1,140	43.8	472
		1,838	70.7	674	1,616	.419	390	697	.703	1,252	48.2	386
1960-61	10-16	1,742	67.0	645	1,625	.385	452	631	.716	1,162	44.7	424
		1,834	70.5	710	1,701	.471	414	603	.687	1,177	45.3	442
1961-62	12-15	1,947	72.1	753	1,836	.410	441	662	.667	1,284	47.6	581
		2,014	74.6	729	1,708	.427	556	794	.700	1,237	45.8	526
1962-63	12-13	1,685	67.4	648	1,590	.408	389	568	.685	1,135	45.4	441
		1,673	66.9	637	1,575	.404	399	584	.683	1,109	44.4	449
1963-64	13-12	1,755	70.2	663	1,592	.416	429	623	.689	1,063	42.5	452
		1,725	69.0	641	1,499	.428	443	621	.713	1,096	43.8	475
1964-65	8-15	1,707	74.2	654	1,449	.451	399	596	.669	942	40.9	498
		1,741	75.7	632	1,434	.441	477	673	.713	893	31.7	635
1965-66	15-10	1,922	76.9	718	1,579	.455	486	696	.698	1,098	43.9	509
		1,834	73.4	681	1,566	.435	472	666	.709	1,052	42.1	521
1966-67	17-8	1,851	74.0	666	1,441	.462	519	736	.705	1,082	43.3	461
		1,758	70.3	664	1,576	.421	430	576	.721	988	39.5	549
1967-68	4-20	1,716	71.5	602	1,520	.396	512	755	.678	1,074	44.8	478
		1,793	82.2	764	1,638	.466	445	625	.712	1,141	47.5	570
1968-69	6-19	1,900	79.2	717	1,672	.429	466	702	.664	986	41.1	510
		2,050	85.4	768	1,545	.497	514	705	.729	1,173	48.9	524
1969-70	7-19	2,089	80.3	788	1,778	.443	513	763	.672	1,040	40.0	487
		2,348	90.3	949	1,864	.509	450	615	.732	1,280	49.2	552
1970-71	9-17	1,531	58.9	538	1,206	.446	455	717	.635	868	33.4	526
		1,714	65.9	626	1,378	.454	462	648	.713	1,000	38.5	565
1971-72	10-16	1,649	63.4	570	1,328	.429	509	719	.708	978	37.6	518
		1,719	66.1	633	1,385	.457	453	645	.702	934	35.9	561
1972-73	12-14	1,816	69.8	701	1,568	.447	414	579	.715	1,039	39.9	551
		1,804	69.4	720	1,590	.453	364	504	.722	1,003	38.6	598
1973-74	14-12	1,777	68.3	734	1,675	.438	309	426	.725	1,079	41.5	555
		1,803	69.3	717	1,571	.456	369	508	.726	972	37.4	505
1974-75	17-11	2,249	80.3	935	1,918	.487	379	565	.671	1,222	42.0	650
		2,018	72.1	762	1,694	.449	494	712	.694	1,097	37.1	595

LONGEST WINNING STREAKS

Overall - 17 games (twice)

1. Began with the first game in the 1986-87 season, a 108-91 win over Georgia State on Nov. 28, and ended with a 105-103 loss to Duke on Jan. 24, 1987.
2. Began with the first game of the 2006-07 season, an 83-44 win over Arkansas State on Nov. 10, and ended with a 92-87 loss at Maryland on Jan. 13, 2007.

Note: Both winning streaks also most consecutive wins to open season

Home - 29 games

Began with a 75-58 win over Maryland on Jan. 7, 1989 and ended in a 108-100 loss to UNC Charlotte on Dec. 15, 1990.

Away - 10 games

Began on Dec. 14, 1986 with a 71-65 win over South Carolina, and ended with a 96-80 loss to North Carolina on Feb. 21, 1987.

ACC - 7 games

1. Began with an 80-60 win over N.C. State on Feb. 4, 1967 and ended with a 73-71 loss to Virginia on Feb. 27, 1967
2. Began with a 77-57 win over Wake Forest on Dec. 2, 2022 and ended with an 87-77 loss at Wake Forest on Jan. 17, 2023.

ACC Home - 13 games

Began with a 75-58 win over Maryland on Jan. 7, 1989 and ended on Jan. 8, 1991 with a 82-78 loss to Virginia.

ACC Away - 5 games

Began on Jan. 10, 1987 with a 91-88 overtime win against Wake Forest, and ended on Feb. 21, 1987 with a 96-80 loss to North Carolina.

Non-Conference - 18 games

Began on Nov. 10, 2006 with an 83-44 win over Arkansas State, and ended with a 78-73 loss in the NIT championship game to West Virginia on Mar. 29, 2007.


Home Non-Conference - 20 games

Began with a 69-53 win over Louisiana Tech in the first round of the NIT on Mar. 15, 2006 and ended with a 82-72 loss to Charlotte on Jan. 9, 2008.

Road Non-Conference - 12 games

Began on Nov. 12, 2006 with a 74-70 win over Old Dominion and ended with a 64-60 loss at South Carolina on Dec. 5, 2010.

HORACE GRANT LED THE 1986-87 TEAM TO A 17-GAME WINNING STREAK.



STATISTICAL TRENDS

Season	Record	Pts	PPG	FG-FGA	Pct.	3FG-FGA	Pct	FT-FTA	Pct	Off	Reb-Avg	PF	AS-TO	CT-D	BS-ST
1975-76	18-10	2,336 2,102	83.4 75.1	966-1,889 814-1,834	.551 .444			404-600 474-683	.673 .694		1,198-42.8 1,037-37.0	623 593	458-562 316-534		179-245 -227
1976-77	22-6	2,425 1,930	86.6 68.9	978-1,890 758-1,794	.518 .423			469-702 414-595	.668 .696		1,190-42.1 1,077-38.5	586 645	573-462 299-599		159-305 -219
1977-78	15-12	2,230 1,991	82.6 73.7	900-1,728 771-1,664	.521 .463			430-617 449-647	.697 .694		1,015-37.6 965-35.7	604 602	465-445 279-508		117-228 -195
1978-79	19-10	2,087 1,901	72.0 65.6	849-1,733 747-1,564	.490 .478			389-569 407-562	.684 .724	347	1,007-34.7 918-31.7	597 606	447-480 331-559	109-62	96-243 51-210
1979-80	23-9	2,559 2,245	80.0 70.2	999-1,958 875-1,844	.510 .475			561-839 496-680	.669 .729	370	1,173-36.7 1,074-33.4	631 756	610-476 507-578	88-96	123-270 75-220
1980-81	20-11	2,339 2,070	75.5 66.8	955-1,873 820-1,782	.510 .460			429-612 430-603	.691 .713	390	1,115-36.0 983-31.7	562 635	636-430 442-473	58-90	79-218 49-220
1981-82	14-14	1,950 1,825	69.6 65.2	793-1,542 726-1,475	.514 .492			364-496 373-543	.734 .687	299	873-31.2 806-28.8	516 514	574-378 395-399	43-31	36-148 56-198
1982-83	11-20	2,343 2,418	75.6 78.0	912-1,918 887-1,801	.475 .493	123-283 86-203	.435 .424	396-574 558-782	.690 .713	344	1,076-34.7 1,098-35.4	694 594	603-424 503-435	41-36	81-181 85-180
1983-84	14-14	2,001 1,907	71.5 68.1	827-1,625 742-1,646	.509 .451			347-504 423-610	.688 .693	298	986-35.2 920-32.9	530 519	571-425 428-396	41-45	108-163 54-180
1984-85	16-13	2,176 2,060	75.0 71.0	894-1,878 829-1,774	.476 .467			388-589 402-578	.659 .696	429	1,157-39.9 1,016-35.0	549 568	486-439 475-453	44-59	94-185 103-198
1985-86	19-15	2,546 2,294	74.9 67.5	1,020-2,146 904-2,012	.475 .449			506-719 486-689	.704 .705	426	1,309-38.5 1,144-33.6	632 659	613-483 533-510	54-72	108-202 93-214
1986-87	25-6	2,669 2,216	86.1 71.5	990-1,873 823-1,884	.529 .437	203-453 138-341	.448 .405	486-679 432-574	.716 .753	350 320	1,129-36.4 995-32.1	555 613	572-486 438-476	48-72	137-218 85-207
1987-88	14-15	2,156 2,088	74.3 72.0	840-1,667 793-1,775	.504 .447	93-312 121-327	.298 .370	383-598 381-566	.640 .673	331 348	1,043-36.0 996-34.3	506 542	480-463 416-417	45-99	167-190 55-206
1988-89	19-11	2,395 2,269	79.8 75.6	915-1,837 832-1,811	.498 .459	127-371 143-368	.342 .389	438-678 462-668	.646 .692	384 328	1,142-38.1 1,035-34.5	572 588	527-486 506-462	30-124	189-227 67-223
1989-90	26-9	2,777 2,447	79.3 69.3	1,060-2,148 889-2,170	.493 .410	117-397 174-519	.295 .335	540-886 495-708	.609 .699	490 440	1,430-40.8 1,273-36.4	663 736	602-556 494-598	30-176	235-331 89-269
1990-91	11-17	2,063 2,147	73.7 76.7	801-1,735 748-1,728	.462 .433	121-406 184-463	.298 .397	340-543 467-639	.626 .731	373 397	1,076-38.4 1,040-37.1	528 489	454-436 425-436	19-94	149-260 91-267
1991-92	14-14	2,144 2,133	76.6 75.5	820-1,743 748-1,710	.470 .437	161-422 159-497	.382 .320	343-575 458-652	.597 .702	412 407	1,055-37.7 1,056-37.7	554 499	454-454 441-459	19-73	103-249 98-239
1992-93	17-13	2,376 2,301	79.2 76.7	876-1,857 850-1,889	.472 .450	192-554 202-570	.347 .354	432-649 399-590	.666 .676	413 436	1,121-37.4 1,116-37.2	536 551	510-491 504-503	26-113	173-298 92-244
1993-94	18-16	2,557 2,477	75.2 72.9	910-1,984 878-2,093	.459 .419	240-699 252-706	.343 .357	497-767 469-660	.648 .711	467 452	1,327-39.0 1,188-34.9	605 625	553-570 511-468	24-115	144-255 110-276
1994-95	15-13	1,794 1,749	64.1 62.5	652-1,424 578-1,324	.458 .437	197-554 208-602	.356 .346	293-421 385-552	.696 .697	288 285	844-30.1 826-29.5	516 451	400-324 346-369	31-36	47-212 79-149
1995-96	18-11	1,971 1,826	68.0 63.0	691-1,551 610-1,435	.446 .425	149-440 211-609	.339 .346	440-668 395-575	.659 .687	346 299	999-34.5 898-31.0	535 560	374-337 366-407	22-62	86-199 82-157
1996-97	23-10	2,249 2,028	68.2 61.5	774-1,746 688-1,611	.443 .427	158-509 180-575	.310 .313	543-799 472-710	.680 .665	380 325	1,155-35.0 1,005-30.5	633 683	458-422 363-492	54-52	85-228 86-207
1997-98	18-14	2,309 2,090	72.2 65.3	842-1,783 677-1,569	.472 .431	164-485 198-547	.338 .362	461-751 538-792	.614 .679	369 334	1,082-33.8 1,032-32.3	683 640	484-403 359-525	33-80	90-256 94-186
1998-99	20-15	2,508 2,263	71.7 64.7	877-1,910 769-1,872	.459 .411	233-665 244-768	.350 .318	521-840 481-711	.620 .677	491 358	1,354-38.7 1,066-30.5	668 742	527-534 437-491	46-99	111-227 96-249
1999-00	10-20	1,933 2,100	64.4 70.0	680-1,682 682-1,667	.404 .409	189-570 251-712	.332 .353	384-572 485-717	.671 .676	398 333	1,173-39.1 1,042-34.7	614 579	389-462 422-341	47-33	93-146 125-227
2000-01	12-19	2,298 2,471	74.1 79.7	797-1,879 853-1,945	.424 .439	248-692 261-751	.358 .348	456-658 504-760	.702 .663	384 417	1,185-38.2 1,207-38.9	668 621	434-496 512-451	32-44	69-187 116-239
2001-02	13-17	2,173 2,214	72.4 73.8	794-1,797 769-1,762	.442 .436	172-543 256-699	.317 .366	413-658 420-615	.628 .683	341 371	1,193-41.1 1,039-35.8	549 595	426-460 442-412	38-71	101-214 92-230
2002-03	15-13	1,916 1,907	68.4 68.1	685-1,551 668-1,542	.442 .433	135-389 210-610	.347 .344	411-626 361-526	.657 .686	346 333	1,004-35.9 943-33.7	536 585	351-377 409-404	33-52	74-199 89-195
2003-04	10-18	1,839 1,986	65.7 70.9	649-1,504 704-1,648	.432 .427	134-418 175-526	.321 .333	407-645 403-558	.631 .722	398 352	1,050-37.5 940-33.6	523 594	359-537 389-394	40-55	125-191 85-291
2004-05	16-16	2,294 2,218	71.7 69.3	832-1,878 771-1,764	.443 .437	198-596 182-497	.332 .366	432-719 494-726	.601 .680	450 378	1,186-37.1 1,122-35.1	652 636	463-565 414-589	39-59	166-319 96-305
2005-06	19-13	2,378 2,172	74.3 67.9	853-1,955 781-1,739	.436 .449	238-740 155-441	.322 .351	434-703 455-686	.617 .663	466 360	1,184-37.0 1,150-35.9	636 622	456-497 376-607	30-91	142-352 104-270
2006-07	25-11	2,636 2,365	73.2 65.7	1,017-2,170 878-1,954	.469 .449	248-725 195-565	.342 .345	354-612 414-584	.578 .709	345 391	1,264-35.1 1,194-33.2	606 616	562-512 454-625	45-100	191-342 100-239
2007-08	24-10	2,693 2,372	79.2 69.8	1,000-2,191 860-1,967	.456 .437	271-728 171-561	.372 .305	422-677 481-671	.623 .717	536 435	1,305-38.4 1,229-36.1	664 609	535-505 418-609	42-112	185-334 120-230
2008-09	23-9	2,507 2,177	78.3 68.0	912-1,971 794-1,842	.463 .431	256-684 190-529	.374 .359	427-621 399-599	.688 .666	462 429	1,189-37.2 1,127-35.2	575 577	478-456 427-549	49-94	186-298 107-243
2009-10	21-11	2,350 2,065	73.4 64.5	851-1,878 746-1,768	.453 .422	216-631 148-503	.342 .394	432-654 425-626	.661 .679	420 381	1,178-36.8 1,112-34.8	564 587	453-480 384-551	41-108	151-301 100-263
2010-11	22-12	2,330 2,086	68.5 61.4	810-1,827 724-1,801	.443 .402	217-630 193-583	.344 .331	493-703 445-627	.701 .710	384 382	1,177-34.6 1,122-33.0	624 641	445-449 382-517	61-92	161-272 105-226
2011-12	16-15	2,001 1,880	64.5 60.6	736-1,701 683-1,585	.433 .431	171-532 178-495	.321 .360	358-534 336-478	.670 .703	345 293	1,018-32.8 994-32.1	499 506	392-375 354-451	24-104	117-231 84-184
2012-13	13-18	1,907 1,864	61.5 60.1	697-1,643 669-1,613	.424 .415	157-496 171-492	.317 .348	356-544 355-531	.654 .669	330 328	1,034-33.4 1,030-33.2	497 495	334-355 354-394	5-110	148-208 87-170
2013-14	23-13	2,287 2,103	63.5 58.4	796-1,879 778-1,970	.424 .395	190-613 172-603	.310 .285	505-679 375-564	.744 .665	399 418	1,269-35.2 1,200-33.3	565 594	383-401 373-380	11-98	221-168 104-195
2014-15	16-15	1,944 1,927	62.7 62.2	689-1,685 687-1,710	.409 .402	171-572 186-567	.299 .328	395-579 367-533	.682 .689	369 345	1,122-36.2 1,057-34.1	502 552	330-365 360-348	14-57	148-168 91-195
2015-16	17-14	2,159 1,999	69.6 64.5	753-1,725 723-1,725	.437 .419	238-677 205-587	.352 .349	415-574 348-492	.723 .707	320 327	1,072-34.6 1,062-34.3	512 561	411-315 375-358	18-68	162-179 88-157
2016-17	17-16	2,468 2,361	74.8 71.5	871-1,939 875-1,930	.449 .453	239-669 254-713	.357 .356	487-666 357-467	.731 .764	365 360	1,123-34.0 1,158-35.1	501 627	414-354 424-451	27-85	130-235 112-168
2017-18	25-10	2,584 2,307	73.8 65.9	899-1,971 826-2,033	.456 .406	288-786 268-761	.366 .352	498-660 387-552	.755 .701	313 336	1,255-35.9 1,172-33.5	564 617	463-414 401-413	29-80	169-198 126-199
2018-19	20-14	2,339 2,174	68.8 63.9	833-1,857 755-1,856	.449 .407	217-661 257-735	.328 .350	456-623 4							

NCAA TOURNAMENT RECORDS

INDIVIDUAL RECORDS

Category	Clemson	Opponents
Points:	31 by Gabe DeVoe vs. Kansas, 3-23-2018	36 by Bobby Jackson of Minnesota, 3-20-1997
Field Goals:	10 by Billy Williams vs Brigham Young, 3-8-1980 by Elden Campbell vs. Saint Mary's, 3-16-1989 by Elden Campbell vs. Arizona, 3-8-1989 by Jerai Grant vs. UAB, 3-15-2011 by Gabe DeVoe vs. New Mexico State, 3-16-2018 by Gabe DeVoe vs. Kansas, 3-23-2018	12 by Lionel Simmons of La Salle, 3-17-1990
Field Goal Attempts:	19 by Billy Williams vs. Brigham Young, 3-8-1980 by Billy Williams vs. UCLA, 3-15-1980	23 by Roshod Johnson of Western Michigan, 3-13-1998
Field Goal % (min. 8 att.):	.875 by Harold Jamison (7-8) vs. Western Michigan, 3-13-1998	.833 by Alan Taylor (10-12) of Brigham Young, 3-8-1980
3-Point Goals:	6 by Gabe DeVoe vs. Auburn, 3-18-18	8 by Roshod Johnson of Western Michigan, 3-13-1998
3-Point Attempts:	11 by K.C. Rivers vs. Villanova, 3-21-2008	15 by Roshod Johnson of Western Michigan, 3-13-1998
Free Throws:	10 by Dale Davis vs. La Salle, 3-17-1990 by Mohamed Woni vs. Minnesota, 3-20-1997	12 by Bobby Jackson of Minnesota, 3-20-1997
Free Throw Attempts:	14 by Dale Davis vs. La Salle, 3-17-1990	13 by Bobby Jackson of Minnesota, 3-20-1997
Free Throw Perfection:	10-10 by Mohamed Woni vs. Minnesota, 3-20-1997	8-8 by Mike Sanders of UCLA, 3-15-1980
Rebounds:	17 by Dale Davis vs. La Salle (3-17-1990), Connecticut, (3-22-1990)	15 by Scott Burrell of Connecticut, 3-22-1990
Offensive Rebounds:	8 by Tom Wideman vs. Tulsa, 3-16-1997	6 by Oumar Ballo of Arizona, 3-28-24
Assists:	8 by Billy Williams vs. Brigham Young, 3-8-1980	8 by Mike Brooks of Lamar, 3-12-1980
Blocked Shots:	4 by Elden Campbell vs. Saint Mary's, 3-16-1989	4 by Anthony Cook of Arizona, 3-8-1989
Steals:	4 by Terrell McIntyre vs. Western Michigan, 3-13-1998 by Tanner Smith vs. UAB, 3-15-2011	4 by Jason Kimbrough of Western Michigan, 3-13-1998
Minutes:	42 by Merl Code vs. Minnesota, 3-20-1997 by Terrell McIntyre vs. Minnesota, 3-20-1997	49 by Bobby Jackson of Minnesota, 3-20-1997

TEAM RECORDS

Category	Clemson	Opponents
Points:	84 vs. Minnesota, 3-20-1997 vs. Auburn, 3-18-18	94 by Arizona, 3-8-1989
Field Goals:	33 vs. New Mexico State, 3-16-18	33 by Arizona, 3-8-1989
Field Goal Attempts:	67 vs. UCLA, 3-15-1980	73 by La Salle, 3-17-1990
Field Goal %:	.604 vs. Saint Mary's (32-53), 3-16-1989	.556 by UCLA (30-54), 3-15-1980
3-Point Goals:	12 vs. Missouri, 3-19-2010	12 by UAB, 3-15-2011
3-Point Attempts:	33 vs. Villanova, 3-21-2008	35 by La Salle, 3-17-1990
Free Throws:	28 vs. Tulsa, 3-16-1997	34 by Minnesota, 3-20-1997
Free Throw Attempts:	38 vs. Tulsa, 3-16-1997	45 by Minnesota, 3-20-1997
Free Throw %:	.857 vs. Michigan, 3-19-2009	.778 by Lamar (14-18), 1980
Rebounds:	55 vs. La Salle, 3-17-1990	40 by UCLA, 3-15-1980
Offensive Rebounds:	23 vs. Tulsa, 3-16-1997	16 by Connecticut, 3-22-1990
Assists:	19 vs. UCLA, 3-15-1980 vs. Auburn, 3-18-18	17 by UCLA, 3-15-1980
Turnovers:	23 vs. Lamar, 3-12-1980	20 by Utah State, 3-6-1980
Blocked Shots:	12 vs. Saint Mary's, 3-16-1989	7 by Arizona, 3-8-1989
Steals:	10 vs. UAB, 3-15-2011	11 by La Salle, 3-17-1990 by Minnesota, 3-20-1997



CLEMSON CLINCHED A SPOT IN THE ELITE EIGHT FOR FIRST TIME SINCE 1980 WITH A WIN ARIZONA IN THE SWEET 16 IN 2024.

CLEMSON'S NCAA TOURNAMENT HISTORY — GAME BY GAME (14-14)


Year	Site	Regional	Seed	Opponent	W	L	Score	Clemson's Top Players
1980	Ogden, Utah	West	6	Utah State (11)	W		76-73	Williams 22 pts, Gilliams 14 pts, Nance 13 pts
	Ogden, Utah	West	6	Brigham Young (3)	W		71-66	Williams 16 pts, Nance 16 pts, 11 reb
	Tucson, Ariz.	West	6	Lamar (10)	W		74-66	Nance 16 pts, Campbell 15 pts, 12 reb
	Tucson, Ariz.	West	6	UCLA (8)	L		74-85	Williams 18 pts, Gilliam 13 pts, 9 reb
1987	Atlanta, Ga.	Southeast	4	Southwest Missouri State (13)	L		59-65	Grant 16 pts, Brown 14 pts, Middleton 11 pts
1989	Boise, Idaho	West	9	Saint Mary's (8)	W		83-70	Campbell 20 pts, Young 19 pts, Davis 18 pts
	Boise, Idaho	West	9	Arizona (1)	L		68-94	Campbell 24 pts, Forrest 21 pts, Cash 13 pts
1990	Hartford, Conn.	East	5	Brigham Young (12)	W		49-47	Campbell 15 pts
	Hartford, Conn.	East	5	La Salle (4)	W		79-75	Davis 26 pts & 17 reb, Tyson 17 pts & 11 reb
	East Rutherford, N.J.	East	5	Connecticut (1)	L		70-71	Davis 15 pts & 17 reb, Campbell 15 pts & 8 reb
1996	Albuquerque, N.M.	West	9	Georgia (8)	L		74-81	Buckner 20 pts, Jurkunas 19 pts
1997	Kansas City, Mo.	Midwest	4	Miami (Ohio) (13)	W		68-56	Buckner 22 pts & 9 reb, Code 12 pts, Iturbe 7 reb
	Kansas City, Mo.	Midwest	4	Tulsa (5)	W		65-59	McIntyre 16 pts, Code 15 pts, Wideman 11 reb
	San Antonio, Texas	Midwest	4	Minnesota (1)	L		84-90^^	Buckner 22 pts, McIntyre 17 pts, Woni 12 pts & 10-10 FTs
1998	Chicago, Ill.	Midwest	6	Western Michigan (11)	L		72-75	Jamison 14 pts & 10 rebs, McIntyre 10 pts, 7 asts, 6 rebs
2008	Tampa, Fla.	Midwest	5	Villanova (12)	L		69-75	Rivers 15 pts, Stitt 14 pts (4-4 on 3-pt goals)
2009	Kansas City, Mo.	South	7	Michigan (10)	L		59-62	Booker 18 pts & 11 rebs; Rivers 13 pts & 9 rebs
2010	Buffalo, N.Y.	East	7	Missouri (10)	L		78-86	Stitt 21 pts, Young 19 pts (combined 9-13 on 3-pt goals)
2011	Dayton, Ohio	East (First Four)	12	UAB (12)	W		70-52	Grant 22 pts, 7 rebs
	Tampa, Fla.	East	12	West Virginia (5)	L		76-84	Young 22 pts, Stitt 16 pts
2018	San Diego, Calif.	Midwest	5	New Mexico State (12)	W		79-68	Mitchell 23 pts, DeVoe 22 pts
	San Diego, Calif.	Midwest	5	Auburn (4)	W		84-53	DeVoe 22 pts, Thomas 18 pts
	Omaha, Neb.	Midwest	5	Kansas (1)	L		76-80	DeVoe 31 pts, 9 rebs; Reed 13 pts; Mitchell 12 pts
2021	Indianapolis, Ind.	Midwest	7	Rutgers (10)	L		56-60	Simms 15 pts, 11 rebs, 3 asts; Trapp 14 pts, 3 rebs; Tyson 10 pts
2024	Memphis, Tenn.	West	6	New Mexico (12)	W		77-56	Hunter 21 pts, 6 asts, 2 stls; Schieffelin 16 pts, 12 reb; Hall 14 pts
	Memphis, Tenn.	West	6	Baylor (3)	W		72-64	Hunter 20 pts, 6 asts, 2 stls; Girard 13 pts; Schieffelin 11 pts, 6 reb, 3 asts
	Los Angeles, Calif.	West	6	Arizona (2)	W		77-72	Hunter 18 pts, 7 reb, 5 asts; Hall 17 pts, 8 reb; Schieffelin 14 pts, 7 reb
	Los Angeles, Calif.	West	6	Alabama (4)	L		82-89	Girard III 19 pts; Schieffelin 18 pts, 11 reb; Hall 14 pts; Hunter 12 pts, 6 ast

^ - overtime; Note: 1990 games vacated.



NCAA TOURNAMENT RECORDS

Name	Trn	GP	FG-A	Pct	3Pt-A	Pct	FT-A	Pct	Reb	PF	A-T	B-S	Min	Pts	Avg
Zavier Anderson	1	2	0-1	.000	0-0	.000	0-0	.000	5	4	1-6	0-2	20	0	0.0
Catalin Baciu	1	1	0-0	.000	0-0	.000	0-0	.000	0	0	0-0	0-0	1	0	0.0
Jonathan Baehre	1	1	1-4	.250	0-0	.000	0-0	.000	7	0	2-2	1-1	17	2	2.0
Jonah Baize	1	1	0-0	.000	0-0	.000	0-0	.000	0	0	0-0	0-0	1	0	0.0
Josh Beadle	1	2	0-0	.000	0-0	.000	0-0	.000	0	1	0-0	0-0	5	0	0.0
Devin Booker	2	3	9-19	.474	1-3	.333	6-8	.750	19	7	5-5	2-0	70	25	8.3
Trevor Booker	3	3	14-24	.583	0-0	.000	7-15	.467	26	9	7-5	3-5	87	35	11.7
Colby Brown	2	4	0-2	.000	0-0	.000	1-2	.500	2	0	0-1	1-0	14	1	0.3
Michael Brown	1	1	6-7	.857	2-3	.667	0-0	.000	1	3	1-0	2-0	20	14	14.0
Wayne Buckingham	1	3	3-8	.375	0-0	.000	1-4	.250	6	2	0-4	0-0	24	7	2.3
Greg Buckner	3	5	31-61	.510	2-7	.286	18-28	.642	25	13	14-5	1-1	160	72	14.4
Elden Campbell	3	6	36-64	.562	1-2	.500	14-21	.667	36	21	1-18	14-4	170	87	14.5
John Campbell	1	4	14-23	.608			4-12	.333	28	13	4-9	1-1	94	32	8.0
Marion Cash	2	5	15-38	.395	4-8	.500	18-27	.667	21	16	23-19	0-3	168	52	10.4
Brian Chester	1	1	0-0	.000	0-0	.000	0-0	.000	0	0	0-0	0-0	0	0	0.0
Tony Christie	3	5	11-25	.440	4-11	.363	6-11	.554	4	10	3-9	1-2	91	32	6.4
Jack Clark	1	4	9-17	.529	3-7	.429	6-8	.750	23	11	8-2	2-4	129	27	6.8
Merl Code	1	3	7-30	.233	4-19	.211	19-23	.830	11	7	4-3	1-1	100	37	12.3
Bobby Conrad	1	4	6-16	.375			10-15	.667	7	16	15-10	0-4	103	22	5.5
Dale Davis	2	5	23-36	.638	0-0	.000	17-26	.654	57	10	2-9	7-6	169	63	12.6
Al-Amir Dawes	1	1	3-8	.375	2-3	.667	0-0	.000	0	2	3-2	0-0	30	8	8.0
Gabe DeVoe	1	3	28-45	.622	11-23	.478	8-9	.889	15	5	10-8	0-4	102	75	25.0
Chris Dods	1	4	12-23	.521			5-8	.625	6	4	11-12	3-1	83	29	7.3
Mark Donnal	1	3	4-10	.400	1-5	.200	0-0	.000	1	7	2-3	0-0	32	9	3.0
Isaac Fields	1	1	0-0	.000	0-0	.000	0-0	.000	0	0	0-0	0-0	2	0	0.0
Derrick Forrest	2	5	24-48	.500	4-14	.286	6-9	.667	25	12	15-14	4-7	152	58	11.6
Fred Gilliam	1	4	18-32	.563			5-6	.833	20	7	7-4	0-0	98	41	10.3
Joseph Girard III	1	4	14-39	.359	9-28	.321	6-9	.667	9	6	14-4	0-1	136	43	10.8
RJ Godfrey	1	4	12-20	.600	1-1	1.000	8-8	1.000	13	14	3-2	3-2	65	33	8.3
Horace Grant	1	1	7-11	.636	0-0	.000	2-3	.667	7	3	2-6	0-3	40	16	16.0
Jerai Grant	3	4	20-37	.541	0-0	.000	9-12	.750	24	6	4-4	4-1	106	49	12.3
Cliff Hammonds	1	1	4-10	.400	0-6	.000	0-0	.000	7	2	2-0	0-2	32	8	8.0
PJ Hall	2	5	22-49	.449	4-13	.308	8-12	.667	19	19	3-12	2-1	97	56	11.2
Bill Harder	2	2	1-3	.333	1-2	.500	0-0	.000	3	1	0-0	0-0	15	6	3.0
Alex Hemenway	1	1	1-3	.333	1-3	.333	0-0	.000	1	1	3-1	0-1	20	3	3.0
Jeff Holstein	1	1	0-0	.000	0-0	.000	0-0	.000	0	0	0-0	0-0	1	0	0.0
Nick Honor	1	1	1-8	.125	0-5	.000	0-0	.000	0	1	0-1	0-1	22	2	2.0
Kirkland Howling	2	5	4-18	.222	3-15	.200	3-5	.600	5	5	1-3	0-0	55	14	2.8
Chase Hunter	2	5	26-57	.456	5-22	.227	14-19	.737	17	8	23-10	4-8	154	73	14.6
Dillon Hunter	1	4	7-5	.400	0-3	.000	0-1	.000	7	6	0-1	0-1	47	4	1.0
Iker Iturbe	2	4	11-29	.380	2-6	.333	8-16	.500	23	11	9-10	0-5	92	32	8.0
Harold Jamison	3	5	12-21	.571	0-0	.000	2-7	.286	32	13	5-9	5-2	117	26	5.2
Anthony Jenkins	1	1	0-2	.000	0-1	.000	0-0	.000	2	0	2-1	0-1	10	0	0.0
Milton Jennings	2	3	4-11	.364	1-5	.200	7-8	.875	7	6	5-3	0-0	41	16	5.3
Danny Johnson	1	1	2-3	.667	2-3	.667	0-0	.000	0	1	0-0	0-0	5	6	6.0
Noel Johnson	1	1	2-5	.400	2-4	.500	0-0	.000	0	2	0-1	0-0	15	6	6.0
Ricky Jones	2	4	3-7	.428			1-3	.333	4	2	3-3	1-0	31	7	1.8
Andrus Jurkunas	2	4	7-14	.500	5-10	.500	1-2	.500	7	6	0-3	1-1	43	20	5.0
Matt Kelly	1	1	0-0	.000	0-0	.000	0-0	.000	0	0	0-1	0-0	1	0	0.0
Tim Kincaid	1	2	0-5	.000			1-2	.500	1	3	3-4	1-2	19	1	0.5
Shawn Lastinger	1	2	1-3	.333	1-2	.500	0-0	.000	1	1	1-0	0-0	6	3	3.0
Andrew Latiff	1	1	0-0	.000	0-0	.000	0-0	.000	1	0	0-0	0-0	0	0	0.0
Grayson Marshall	1	1	1-2	.500	1-1	1.000	0-0	.000	2	2	5-4	0-0	37	3	3.0
James Mayes	1	1	1-2	.500	0-0	.000	2-6	.333	3	5	1-3	0-1	30	4	4.0
Terrell McIntyre	3	5	23-53	.444	6-18	.333	11-11	1.000	11	12	17-11	1-10	190	63	12.6
Larry Middleton	1	1	4-8	.500	0-2	.000	3-3	1.000	3	5	4-1	0-1	27	11	11.0
Johnny Miller	1	1	4-10	.400	2-6	.333	0-0	.000	3	2	2-1	0-1	23	10	10.0
Shelton Mitchell	1	3	13-32	.406	4-10	.400	15-17	.882	10	3	13-4	0-2	102	45	15.0
Larry Nance	1	4	23-48	.479			12-20	.600	37	13	8-13	3-2	126	58	14.5
Bryan Narcisse	2	3	1-3	.333	0-1	.000	0-0	.000	3	6	1-0	0-1	17	2	0.7
Daniel Nauseef	1	1	0-0	.000	0-0	.000	0-0	.000	0	1	0-0	0-0	1	0	0.0
John Newman III	1	1	0-1	.000	0-0	.000	0-0	.000	1	1	0-0	0-0	3	0	0.0
Anthony Oliver II	1	3	2-7	.286	2-7	.286	0-0	.000	7	1	1-0	0-2	28	6	2.0
Terrence Oglesby	2	2	2-19	.105	2-15	.133	8-8	1.000	4	5	2-5	0-1	32	14	7.0
Sam Perry	1	1	1-4	.250	0-0	.000	0-0	.000	2	3	0-1	0-0	15	2	2.0
David Potter	3	3	4-17	.235	2-9	.222	2-3	.667	6	10	2-3	0-0	53	12	4.0
Jerry Pryor	2	3	4-10	.400			0-1	.000	6	2	2-1	1-0	47	8	2.7
Marcquise Reed	1	3	19-46	.413	2-10	.200	4-5	.800	18	9	6-7	0-4	102	44	14.7
K.C. Rivers	2	2	9-28	.321	4-16	.250	6-6	1.000	13	4	4-3	2-4	59	28	14.0
Bill Ross	1	4	2-3	.667			0-0	.000	2	0	0-0	0-0	13	4	1.0
Ian Schieffelin	1	4	22-41	.537	4-12	.333	11-18	.611	36	11	8-5	2-2	125	59	14.8
Aamir Simms	2	4	11-22	.500	2-3	.667	5-6	.833	20	4	5-1	3-2	99	29	7.3
Dale Skara	1	3	6-10	.600	0-1	.000	3-8	.375	14	10	1-2	3-2	60	15	5.0
Tanner Smith	3	4	6-23	.261	0-6	.000	5-6	.833	13	9	8-7	0-6	124	17	4.3
Scott Spencer	1	1	0-1	.000	0-1	.000	0-0	.000	2	2	0-0	0-0	10	0	0.0
Cory Stanton	1	2	2-2	1.000	0-0	.000	0-0	.000	0	1	3-0	0-0	13	4	2.0
Demontez Stitt	4	5	21-48	.438	9-19	.474	9-11	.818	14	14	16-17	3-4	144	60	12.0
Raymond Sykes	2	2	6-8	.750	0-0	.000	0-0	.000	6	3	0-0	2-0	30	12	6.0
Michael Tait	1	1	2-6	.333	2-4	.500	0-0	.000	3	3	2-1	0-0	26	6	6.0
Elijah Thomas	1	3	11-24	.458	0-0	.000	6-10	.600	29	9	6-2	8-1	84	28	9.3
Clyde Trapp	2	3	5-7	.714	1-3	.333	3-3	1.000	3	7	2-2	1-0	44	14	4.7
Hunter Tyson	1	1	4-10	.400	2-3	.667	0-0	.000	2	1	0-1	0-2	23	10	10.0
Sean Tyson	1	3	13-25	.520			2-8	.250	18	1	7-5	0-4	63	28	9.3
Vincent Whitt	2	4	2-7	.286	0-0	.000	1-3	.333	9	8	2-1	0-0	38	5	1.3
Tom Wideman	3	5	10-18	.556	0-0	.000	6-12	.500	31	13	10-7	1-2	101	26	5.2
Malik William	1	1	1-1	1.000	0-0	.000	1-2	.500	1	0	0-0	0-0	2	3	3.0
Billy Williams	1	4	31-67	.462			14-18	.778	15	10	16-14	1-4	142	76	19.0
Chauncey Wiggins	1	4	6-15	.400	3-5	.600	0-0	.000	4	5	2-0	1-1	54	15	3.8
Mitchell Wiggins	1	4	8-17	.470			0-4	.000	8	8	1-1	0-0	56	16	4.0
Mohamed Woni	2	4	4-9	.444	0-0	.000	10-10	1.000	12	6	1-9	1-0	74	18	4.5
Horace Wyatt	1	4	8-18	.444			1-4	.250	18	12	6-6	0-1	90	17	4.3
Andre Young	3	4	17-35	.486	14-28	.500	10-10	1.000	7	5	8-3	0-6	114	58	14.5
David Young	2	5	10-22	.454	6-15	.300	2-2	1.000	7	8	12-10	2-2	95	28	5.6



TERRELL McINTYRE

ACC TOURNAMENT RECORDS

Date	Site	CU Seed	Opponent (Seed)	W/L	Margin	Score	CU Top Scorer	Opp. Top Scorer	
3-5-54	Raleigh	7	Maryland (2)	L	-16	59-75	Bill Yarborough (25)	Gene Shue (28)	
3-3-55	Raleigh	8	NC State (1)	L	-25	76-101	Bill Yarborough (34)	Ronnie Shavlik (27)	
3-1-56	Raleigh	8	NC State (1)	L	-4	84-88	Vince Yockel (25)	John Maglio (27)	
3-7-57	Raleigh	8	North Carolina (1)	L	-20	61-81	Brinkley/Yockel (16)	Len Rosenbluth (45)	
3-6-58	Raleigh	6	North Carolina (3)	L	-11	51-62	Walt Gibbons (17)	Pete Brennan (22)	
3-5-59	Raleigh	7	North Carolina (2)	L	-24	69-93	G. Krajack/E. Krajack (16)	Lee Shaffer (21)	
3-3-60	Raleigh	7	Wake Forest (2)	L	-15	59-74	George Krajack (19)	Len Chappell (24)	
3-2-61	Raleigh	5	Maryland (4)	L	-16	75-91	Choppy Patterson (28)	Robert Eicher (23)	
3-1-62	Raleigh	6	NC State (3)	W	+21	67-46	Brennan/T. Mahaffey (15)	Russ Marvel (12)	
3-2-62	Raleigh	6	Duke (2)	W	+5	77-72	Jim Brennan (34)	Art Heyman (27)	
3-3-62	Raleigh	6	Wake Forest (1)	L	-11	66-77	Jim Brennan (21)	Len Chappell (31)	
2-28-63	Raleigh	4	NC State (5)	L	-1	78-79	Gary Burnisky (15)	Pete Auksrel (12)	
3-5-64	Raleigh	3	Maryland (6)	W	+14	81-67	Nick Milasnovich (30)	George Suder (13)	
3-6-64	Raleigh	3	Wake Forest (2)	L	-22	64-86	Jim Brennan (19)	Bob Leonard (25)	
3-4-65	Raleigh	6	Maryland (3)	L	-11	50-61	Randy Mahaffey (18)	Gary Ward (18)	
3-3-66	Raleigh	3	South Carolina (6)	L	-8	52-60	Garry Helms (17)	Skip Harlieka (22)	
3-9-67	Greensboro	4	Wake Forest (5)	L	-2	61-63	Randy Mahaffey (21)	Jerry Montgomery (18)	
3-7-68	Greensboro	7	Duke (2)	L	-3	40-43	Randy Mahaffey (16)	Mike Lewis (13)	
3-6-69	Charlotte	8	North Carolina (1)	L	-24	70-94	Butch Zatezalo (28)	Clark/Delany (22)	
3-5-70	Charlotte	8	South Carolina (1)	L	-1	33-34	Ronnie Yates (12)	Tom Owens (9)	
3-11-71	Greensboro	8	North Carolina (1)	L	-35	41-76	Dave Thomas (17)	Lee Dedmon (15)	
3-9-72	Greensboro	7	Maryland (2)	L	-2	52-54	Mike Browning (21)	Tom McMillen (16)	
3-8-73	Greensboro	6	Maryland (3)	L	-16	61-77	Van Gregg (14)	Jim O'Brien (21)	
3-7-74	Greensboro	5	Virginia (4)	L	-5	63-68	Tree Rollins (17)	Gus Gerard (30)	
3-6-75	Greensboro	3	Duke (6)	W	+2	78-76	Wayne Croft (20)	Will Hodge (16)	
3-7-75	Greensboro	3	North Carolina (2)	L	-5	71-76	Skip Wise (22)	Phil Ford (29)	
3-4-76	Landover	4	Wake Forest (5)	W	+13	76-63	Stan Rome (20)	Brown/Shellenberger (14)	
3-5-76	Landover	4	North Carolina (1)	L	-8	74-82	Stan Rome (18)	Walter Davis (17)	
3-3-77	Greensboro	3	Duke (6)	W	+8	82-74	Stan Rome (19)	Jim Spanarkel (23)	
3-4-77	Greensboro	3	Virginia (7)	L	-12	60-72	Tree Rollins (14)	Bobby Stokes (16)	
3-1-78	Greensboro	7	Duke (2)	L	-11	72-83	John Campbell (16)	Kenny Denard (22)	
3-1-79	Greensboro	5	Maryland (4)	L	-8	67-75	Billy Williams (15)	Albert King (20)	
2-28-80	Greensboro	4	Virginia (5)	W	+8	57-49	Williams/Nance (14)	Ralph Sampson (17)	
2-29-80	Greensboro	4	Maryland (1)	L	-6	85-91	Billy Williams (19)	Albert King (38)	
3-5-81	Landover	6	Wake Forest (3)	L	-9	71-80	Larry Nance (27)	Frank Johnson (32)	
3-5-82	Greensboro	7	Virginia (2)	L	-2	54-56	Vince Hamilton (22)	Ralph Sampson (13)	
3-11-83	Atlanta	8	North Carolina (1)	L	-26	79-105	Raymond Jones (27)	Doherty/Jordan (28)	
3-9-84	Greensboro	8	North Carolina (1)	L	-12	66-78	Murray Jarman (28)	Matt Doherty (22)	
3-8-85	Atlanta	6	NC State (3)	L	-7	63-70	Glenn Corbit (22)	Spud Webb (18)	
3-7-86	Greensboro	7	Georgia Tech (2)	L	-18	61-79	Horace Grant (22)	Ferrell-Price (20)	
3-6-87	Landover	2	Wake Forest (7)	L	-7	62-69	Horace Grant (19)	Bogues/Watson (21)	
3-11-88	Greensboro	7	NC State (2)	L	-7	72-79	Elden Campbell (19)	Charles Shackelford (26)	
3-10-89	Atlanta	6	Virginia (3)	L	-17	73-90	Dale Davis (21)	John Crotty (18)	
3-9-90	Charlotte	1	Wake Forest (8)	W	+9	79-70	Forrest/Tyson (16)	Chris King (21)	
3-10-90	Charlotte	1	Virginia (5)	L	-3	66-69	Dale Davis (21)	John Crotty (16)	
3-8-91	Charlotte	8	North Carolina (1)	L	-8	59-67	Dale Davis (15)	Hubert Davis (15)	
3-12-92	Charlotte	9	Maryland (8)	L	-6	75-81	Chris Whitney (18)	Walt Williams (38)	
3-12-93	Charlotte	7	Florida State (2)	W	+12	87-75	Sharone Wright (24)	James Edwards (22)	
3-13-93	Charlotte	7	Georgia Tech (6)	L	-8	61-69	Chris Whitney (21)	James Forrest (26)	
3-10-94	Charlotte	8	NC State (9)	W	+13	76-63	Devin Gray (23)	Lakista McCuller (14)	
3-11-94	Charlotte	8	Duke (1)	L	-13	64-77	Devin Gray (19)	Grant Hill (23)	
3-10-95	Greensboro	7	North Carolina (2)	L	-16	62-78	Greg Buckner (15)	Donald Williams (15)	
3-8-96	Greensboro	6	North Carolina (3)	W	+2	75-73	Buckner, McIntyre (20)	Jeff McInnis (22)	
3-9-96	Greensboro	6	Wake Forest (2)	L	-8	60-68	Greg Buckner (16)	Tim Duncan (22)	
3-7-97	Greensboro	4	Maryland (5)	L	-15	61-76	Greg Buckner (17)	Obinna Ekezie (20)	
3-6-98	Greensboro	5	Wake Forest (4)	W	+19	75-56	Greg Buckner (21)	Robert O'Kelley (23)	
3-7-98	Greensboro	5	Duke (1)	L	-2	64-66	Iker Iturbe (19)	Roshawn McLeod (17)	
3-4-99	Charlotte	7	Florida State (8)	L	-2	85-87	Terrell McIntyre (28)	Terrell Baker (28)	
3-9-00	Charlotte	9	Duke (1)	L	-31	63-94	Will Solomon (14)	Shane Battier (19)	
3-8-01	Atlanta	9	Florida State (8)	W	+2	66-64	Ray Henderson (15)	Antwan Dixon (23)	
3-9-01	Atlanta	9	North Carolina (1)	L	-18	81-99	Will Solomon (23)	Jason Capel (23)	
3-7-02	Charlotte	9	Florida State	L	-7	84-91	Edward Scott (23)	Delvon Arrington (24)	
3-13-03	Greensboro	8	Florida State	L	-11	61-72	Shawan Robinson (14)	Tim Pickett (22)	
3-11-04	Greensboro	9	Virginia (8)	L	-4	79-83	Vernon Hamilton (19)	Todd Billet (20)	
3-10-05	Washington, D.C.	9	Maryland (8)	W	+12	84-72	Shawan Robinson (24)	Chris McCray (24)	
3-11-05	Washington, D.C.	9	North Carolina (1)	L	-7	81-88	Shawan Robinson (17)	Raymond Felton (29)	
3-9-06	Greensboro	9	Miami, Fla. (8)	L	-3	63-66	Vernon Hamilton (17)	Guillermo Diaz (22)	
3-8-07	Tampa	8	Florida State (9)	L	-1	66-67	Trevor Booker (18)	Al Thornton (25)	
3-14-08	Charlotte	3	Boston College (11)	W	+34	82-48	James Mays (15)	Tyrese Rice (15)	
3-15-08	Charlotte	3	Duke (2)	W	+4	78-74	Trevor Booker (18)	Greg Paulus (17)	
3-16-08	Charlotte	3	North Carolina (1)	L	-5	81-86	K.C. Rivers (28)	Wayne Ellington (24)	
3-12-09	Atlanta	5	Georgia Tech (12)	L	-5	81-86	Trevor Booker (17)	Lewis Clinch (32)	
3-11-10	Greensboro	6	NC State (11)	L	-2	57-59	Trevor Booker (17)	Tracy Smith (19)	
3-11-11	Greensboro	4	Boston College (5)	W	+23	70-47	Demontez Stitt (20)	Joe Trapani (20)	
3-12-11	Greensboro	4	North Carolina (1)	L	-5	87-92	Demontez Stitt (25)	Harrison Barnes (40)	
3-8-12	Atlanta	7	Virginia Tech (10)	L	-5	63-68	Devin Coleman (15)	Erick Green (24)	
3-14-13	Greensboro	11	Florida State (6)	L	-4	69-73	Jordan Roper (18)	Okaro White (24)	
3-14-14	Greensboro	6	Georgia Tech (11)	W	+4	69-65	K.J. McDaniels (18)	Trae Golden (23)	
3-15-14	Greensboro	6	Duke (3)	L	-1	62-63	Rod Hall (13)	Jabari Parker (18)	
3-11-15	Greensboro	8	Florida State (9)	L	-3	73-76	Rod Hall (25)	Xavier Rathan-Mayes (30)	
3-9-16	Washington, D.C.	7	Georgia Tech (10)	L	-3	85-88	Jaron Blossomgame (22)	Marcus Georges-Hunt (28)	
3-7-17	Brooklyn, N.Y.	12	NC State (13)	W	+14	75-61	Blossomgame/Mitchell (22)	Abu/Rowan (14)	
3-8-17	Brooklyn, N.Y.	12	Duke (5)	L	-7	72-79	Jaron Blossomgame (19)	Tatum/Kennard/Jackson(20)	
3-8-18	Brooklyn, N.Y.	4	Boston College (12)	W	+8	90-82	Gabe DeVoe (25)	Ky Bowman (23)	
3-9-18	Brooklyn, N.Y.	4	Virginia (1)	L	-6	58-64	Shelton Mitchell (18)	Kyle Guy (15)	
3-13-19	Charlotte, N.C.	9	NC State (8)	L	-1	58-59	Marcuise Reed (16)	Markell Johnson (23)	
3-11-20	Greensboro, N.C.	8	Miami (9)	W	+5	69-64	Al-Amir Dawes (18)	Chris Lykes (21)	
3-12-20	Greensboro, N.C.	8	Florida State (1)	Cancelled due to COVID-19					
3-10-21	Greensboro, N.C.	5	Miami (11)	L	-3	64-67	Aamir Simms (17)	Isaiah Wong (20)	
3-8-22	Brooklyn, N.Y.	10	NC State (15)	W	+6	70-64	PJ Hall (17)	Dereon Seabron (19)	
3-9-22	Brooklyn, N.Y.	10	Virginia Tech (7)	L	-1	75-76	PJ Hall (16)	Keve Aluma (19)	
3-9-23	Greensboro, N.C.	3	NC State (6)	W	+26	80-64	PJ Hall/Ian Schieffelin (15)	DJ Burns Jr. (12)	
3-10-23	Greensboro, N.C.	3	Virginia (2)	L	-20	56-76	Hunter Tyson (15)	Jayden Gardner (27)	
3-13-24	Washington, D.C.	6	Boston College (11)	L	-21	55-76	PJ Hall (21)	Claudell Harris Jr. (27)	

Note: ^ - one overtime period



ACC TOURNAMENT RECORDS

VS. BOSTON COLLEGE (3-1)									
Year	W/L	CU	DU	Rd	Site	CU Top Scorer	BC Top Scorer		
2008	W	82	48	Quar	Char.	Mays (15)	Rice (15)		
2011	W	70	47	Quar	Gre.	Stitt (20)	Trapani (20)		
2018	W	90	82	Quar	Brook.	DeVoe (25)	Bowman (23)		
2024	L	55	76	Second	DC	Hall (21)	Harris Jr. (27)		
VS. DUKE (4-7)									
Year	W/L	CU	DU	Rd	Site	CU Top Scorer	DU Top Scorer		
1962	W	77	72	Semi	Ral.	Brennan (34)	Heyman (27)		
1968	L	40	43	Quar	Gre.	Mahaffey (16)	Lewis (13)		
1975	W	78	76	Quar	Gre.	Croft (20)	Hodge (16)		
1977	W	78	76	Quar	Gre.	Rome (19)	Spanarke (23)		
1978	L	72	83	Quar	Gre.	Campbell (16)	Dennard (22)		
1994	L	64	77	Quar	Char.	Gray (19)	Topli (23)		
1998	L	64	66	Quar	Gre.	Iturbe (19)	McLeod (17)		
2000	L	63	94	First	Char.	Solomon (14)	Battier (19)		
2008	W	78	74	Semi	Char.	Booker (18)	Paulus (17)		
2014	L	62	63	Quar	Gre.	Hall (13)	Parker (18)		
2017	L	72	79	Second	Brook.	Blossomgame (19)	Tatum/Kennard/Jackson (20)		
VS. FLORIDA STATE (2-6)									
Year	W/L	CU	GT	Rd	Site	CU Top Scorer	FS Top Scorer		
1993	W	87	75	Quar	Char.	Wright (24)	Edwards (22)		
1999	L	85	87	First	Char.	McIntyre (28)	Baker (28)		
2001	W	66	654	First	Atl.	Henderson (15)	Dixon (23)		
2002	L	84	91	First	Char.	Scott (23)	Arrington (22)		
2003	L	61	72	First	Gre.	Robinson (14)	Pickett (24)		
2007	L	66	67	First	Tam.	Booker (18)	Thornton (25)		
2013	L	69	73	First	Gre.	Roper (18)	White (24)		
2015	L	75	76	Second	Gre.	Hall (25)	Rathan-Mayes (30)		
VS. GEORGIA TECH (1-4)									
Year	W/L	CU	GT	Rd	Site	CU Top Scorer	GT Top Scorer		
1986	L	61	79	Quar	Gre.	Grant (22)	Ferrell, Price (20)		
1993	L	61	69	Quar	Char.	Whitney (21)	Forrest (26)		
2009	L	81	85	First	Atl.	Booker (17)	Clinch (32)		
2014*	W	69	65	Second	Gre.	McDaniels (18)	Golden (23)		
2016*	L	85	88	Second	DC	Blossomgame (22)	Georges-Hunt (28)		
VS. MARYLAND (2-9)									
Year	W/L	CU	MD	Rd	Site	CU Top Scorer	MD Top Scorer		
1954	L	59	75	Quar	Ral.	Yarborough (25)	Shue (28)		
1961	L	75	81	Quar	Ral.	Patterson (28)	Eicher (23)		
1964	W	81	67	Quar	Ral.	Milasnovich (30)	Suder (13)		
1965	L	50	61	Quar	Ral.	Mahaffey (18)	Ward (18)		
1972	L	53	54	Quar	Gre.	Browning (21)	McMillen (16)		
1973	L	61	77	Quar	Gre.	Gregg (14)	O'Brien (21)		
1979	L	67	75	Quar	Gre.	Williams (15)	King (20)		
1980	L	85	91	Semi	Gre.	Williams (19)	King (38)		
1992	L	75	81	First	Char	Whitney (18)	Williams (38)		
1997	L	67	76	First	Gre.	Buckner (17)	Ekezie (20)		
2005	W	84	72	First	DC	Robinson (24)	McCray (24)		
VS. MIAMI (FLA.) (1-2)									
Year	W/L	CU	UM	Rd	Site	CU Top Scorer	UM Top Scorer		
2006	L	63	66	First	Gre.	Hamilton (17)	Diaz (22)		
2020	W	69	64	Second	Gre.	Dawes (18)	Lykes (21)		
2021	L	64	67	Second	Gre.	Simms (17)	Wong (20)		
VS. NORTH CAROLINA (1-15)									
Year	W/L	CU	NC	Rd	Site	CU Top Scorer	NC Top Scorer		
1957	L	61	81	Quar	Ral.	Brink (16)	Rosenbluth (45)		
1958	L	51	62	Quar	Ral.	Brennan (22)	Ribbons (17)		
1959	L	69	93	Quar	Ral.	E. Krajack, G. Krajack (16)	Shaffer (21)		
1969	L	70	94	Quar	Char.	Zatezalo (28)	Bunting, Clark (22)		
1971	L	41	76	Quar	Gre.	Thomas (17)	Dedmon (15)		
1975*	L	71	76	Semi	Gre.	Wise (22)	Ford (29)		
1976	L	74	82	Semi	Lan.	Rome (18)	Davis (17)		
1983	L	79	105	Quar	Atl.	Jones (27)	Doherty, Jordan (28)		
1984	L	66	78	Quar	Gre.	Jarman (28)	Doherty (22)		
1991	L	59	67	Quar	Char.	D. Davis (15)	H. Davis (15)		
1995	L	62	78	First	Gre.	Buckner (15)	Williams (15)		
1996	W	75	73	First	Gre.	Buckner, McIntyre (20)	McInnis (22)		
2001	L	81	99	Quar	Atl.	Solomon (23)	Capel (23)		
2005	L	81	88	Quar	DC	Robinson (17)	Felton (29)		
2008	L	81	86	Final	Char.	Rivers (28)	Ellington (24)		
2011*	L	87	92	Semi	Gre.	Stitt (25)	Barnes (40)		
VS. NC STATE (5-7)									
Year	W/L	CU	NCS	Rd	Site	CU Top Scorer	NCS Top Scorer		
1955	L	76	101	Quar	Ral.	Yarborough (34)	Shavik (27)		
1956	L	84	88	Quar	Ral.	Yockel (25)	Maglio (27)		
1962	W	67	46	Quar	Ral.	Brennan, T. Mahaffey (15)	Marvel (12)		
1963	L	78	79	Quar	Ral.	Burnisky (15)	Auksel (12)		
1985	L	63	70	Quar	Atl.	Corbit (22)	Webb (18)		
1988	L	72	79	Quar	Gre.	Campbell (19)	Shackelford (26)		
1994	W	76	63	First	Char.	Gray (19)	McCuller (14)		
2010	L	57	59	First	Gre.	T. Booker (17)	Smith (19)		
2017	W	74	61	First	Brook.	Blossomgame/Mitchell (22)	Abu/Rowan (14)		
2019	L	58	59	First	Char.	Reed (16)	Johnson (23)		
2022	W	70	64	First	Brook.	Hall (18)	Seabron (19)		
2023	W	80	64	Quar	Gre.	Hall/Schieffelin (15)	Burns Jr. (12)		
VS. SOUTH CAROLINA (0-2)									
Year	W/L	CU	SC	Rd	Site	CU Top Scorer	SC Top Scorer		
1966	L	52	60	Quar	Ral.	Helms (17)	Harlicka (22)		
1970	L	33	34	Quar	Char.	Yates (12)	Owens (9)		
VS. VIRGINIA (1-7)									
Year	W/L	CU	VA	Rd	Site	CU Top Scorer	VA Top Scorer		
1974	L	63	68	Quar	Gre.	Rollins (17)	Gerard (30)		
1977	L	60	72	Semi	Gre.	Rollins (14)	Stokes (16)		
1980	W	57	49	Quar	Gre.	Nance, Williams (14)	Sampson (17)		
1982	L	54	56	Quar	Gre.	Hamilton (22)	Sampson (13)		
1989	L	73	90	Quar	Atl.	Davis (21)	Crotty (18)		
1990	L	66	69	Semi	Char.	Davis (21)	Crotty (16)		
2004	L	79	83	First	Gre.	Hamilton (19)	Billet (20)		
2018	L	58	64	Semi	Brook.	Mitchell (18)	Guy (15)		
2023	L	56	76	Semi	Gre.	Tyson (15)	Gardner (23)		
VS. VIRGINIA TECH (0-2)									
Year	W/L	CU	VT	Rd	Site	CU Top Scorer	VT Top Scorer		
2012	L	63	68	First	Atl.	Coleman (15)	Green (24)		
2022	L	75	76	Second	Brook.	Hall (16)	Atuma (19)		
VS. WAKE FOREST (3-7)									
Year	W/L	CU	WF	Rd	Site	CU Top Scorer	WF Top Scorer		
1960	L	59	74	Quar	Ral.	G. Krajack (19)	Chappell (24)		
1962	L	66	77	Final	Ral.	Brennan (21)	Chappell (31)		
1964	L	64	86	Semi	Ral.	Brennan (19)	Leonard (25)		
1967**	L	61	63	Quar	Gre.	Ra. Mahaffey (21)	Montgomery (14)		
1976	W	76	63	Quar	Lan.	Rome (20)	Shellenberger (18)		
1981	L	71	80	Quar	Lan.	Nance (27)	Johnson (32)		
1987	L	62	69	Quar	Lan.	Grant (19)	Bogues, Watson (21)		
1990	W	79	70	Quar	Char.	Forrest, Tyson (16)	King (21)		
1996	L	60	68	Quar	Gre.	Buckner (16)	Duncan (22)		
1998	W	75	56	Quar	Gre.	Buckner (21)	O'Kelley (23)		

Note: * - denotes one overtime period

CLEMSON'S ACC TOURNAMENT SUPERLATIVES

TEAM			OPONENTS		
Points:	90	vs. Boston College (Quar), 2018	105	by North Carolina (1st), 1983	
Field Goals:	36	vs. Maryland (Semi), 1980	36	by many	
Field Goal Attempts:	83	vs. NC State (1st), 1955	97	by NC State (1st), 1955	
Field Goal Percentage:	.700	vs. South Carolina (14-20) (1st), 1970	.610	by Maryland (36-59) (Semi), 1980	
3-Point Goals:	12	vs. North Carolina (2nd), 2001; Boston College (Quar), 2018	17	by Duke (1st), 2000	
3-Point Attempts:	29	vs. Georgia Tech (2nd), 1993; Georgia Tech (2nd), 2016	33	by Boston College (Quar), 2018	
Free Throws:	30	vs. NC State (1st), 1956	37	by North Carolina (2nd), 2005	
Free Throw Attempts:	43	vs. Maryland (1st), 1954	47	by North Carolina (2nd), 2005	
Free Throw Percentage:	.947	vs. Miami (2nd), 2020	.941	by Duke (16-17) (Semi), 2008	
Rebounds:	55	vs. Wake Forest (1st), 1976	67	by NC State (1st), 1955	
Rebound Margin:	+20	vs. Florida State (1st), 1999	+27	by North Carolina (1st), 1969	
Assists:	24	vs. Maryland (2nd), 1980; vs. North Carolina (1st), 1984	23	by Maryland (2nd), 1980	
Blocked Shots:	11	vs. Maryland (1st), 1992	11	by Duke (2nd), 1994	
Steals:	15	vs. Duke (1st), 1977	15	by Duke (1st), 2000	
INDIVIDUAL			OPONENTS		
Points:	34	by Bill Yarborough vs. NC State (1st), 1955	45	by Lennie Rosenbluth of North Carolina (1st), 1957	
Field Goals:	34	by Jim Brennan vs. Duke (Semi), 1962	19	by Lennie Rosenbluth of North Carolina (1st), 1957	
Field Goals Attempts:	15	by Bill Yarborough vs. NC State (1st), 1955	31	by Lennie Rosenbluth of North Carolina (1st), 1957	
Field Goal Percentage (Min. 10 Att):	.769	by Glenn Corbit vs. NC State (10-13) (1st), 1985	.833	by Greg Manning of Maryland (12-14) (2nd), 1980	
3-Point Goals:	7	by Will Solomon vs. North Carolina (2nd), 2001	6	by Jason Capel of North Carolina (2nd), 2001	
3-Point Attempts:	16	by Terrell McIntyre vs. Florida State (1st), 1999	12	by Harrison Barnes of North Carolina (Semi), 2011	
3-Point Percentage:	1.000	by Shelton Mitchell vs. Duke (3-3) (2nd), 2017	1.000	by Walt Williams of Maryland (1st), 1992	
Free Throws:	11	by Vince Yockel vs. NC State (1st), 1956	15	by Mike Dunleavy of Duke (4-4) (1st), 2000	
Free Throw Attempts:	16	by Bill Yarborough vs. Maryland (1st), 1954	18	by Jason Capel of North Carolina (6-6) (2nd), 2001	
Free Throw Percentage (Min. 10 Att):	.909	by John Crotty of Virginia (Semi), 1990	15	by Phil Ford of North Carolina (Semi), 1975	
Rebounds:	20	by Jim Brennan vs. Wake Forest (10-11) (Semi), 1962	18	by Marcus Georges-Hunt of Georgia Tech (2nd), 2016	
Assists:	11	by K.J. McDaniels vs. Georgia Tech (10-11) (2nd), 2014	18	by Phil Ford of North Carolina (Semi), 1975	
Minutes:	50	by Harold Jamison vs. Florida State (1st), 1999	.929	by Keith Booth of Maryland (13-14) (1st), 1997	
Blocked Shots:	8	by Bobby Conrad vs. Maryland (Semi), 1980	21	by Lee Shaffer of North Carolina (1st), 1959	
Steals:	6	by Randy Mahaffey vs. Wake Forest, (1st), 1967	13	by Drew Barry of Georgia Tech (2nd), 1993	
		by Jim Sutherland vs. Wake Forest, (1st), 1967	50	by Paul Long of Wake Forest, (1st), 1967	
		by Sharone Wright vs. Maryland (1st), 1992	50	by Jerry Montgomery of Wake Forest (1st), 1967	
		by Edward Scott vs. Duke (1st), 2000	10	by Cherokee Parks of Duke (2nd), 1994	
		by K.C. Rivers vs. North Carolina (final), 2008	6	by Mark Price of Georgia Tech (1st), 1986	

NIT RECORDS

CATEGORY		CLEMSON		TEAM		OPPONENT	
Points:	99	vs. Middle Tennessee, 3-13-1986	91	by Providence, 3-15-1975	36	by Providence, 3-15-1975	76
Field Goals:	37	vs. Providence, 3-15-1975	76	by Middle Tennessee, 3-13-1986	627	by Providence, 3-15-1975	14
Field Goal Attempts:	73	vs. Temple, 3-12-1981	14	by Xavier, 3-23-1999	37	by Auburn, 3-18-1993	34
Field Goal %:	(.654, 34-54)	vs. West Virginia, 3-21-1994	34	by Temple, 3-12-1981	47	by Temple, 3-12-1981	5
3-Point Goals:	10	vs. West Virginia, 3-21-1994	(.929, 13-14)	by Georgia State, 3-18-2014	45	by Georgia State, 3-18-2014	14
3-Point Attempts:	28	vs. Belmont, 3-25-2014	45	by Wyoming, 3-20-1986	45	by Wyoming, 3-20-1986	18
Free Throws:	25	vs. California, 3-25-1999	45	by Oakland, 3-14-2017	18	by Oakland, 3-14-2017	24
Free Throw Attempts:	34	vs. Middle Tennessee, 3-13-1986	18	by West Virginia, 3-29-2007	14	by West Virginia, 3-29-2007	5
Free Throw % (min. 10 att.):	(.850, 17-20)	vs. Syracuse, 3-21-2007	14	by Belmont, 3-25-2014	14	by Belmont, 3-25-2014	14
Rebounds:	57	vs. Georgia State, 3-18-2014	14	by Mississippi, 3-19-2007	14	by Mississippi, 3-19-2007	14
Rebound Margin:	+22	vs. Georgia, 3-10-1999	14	by Texas A&M, 3-16-2005	14	by Texas A&M, 3-16-2005	14
Assists:	23	vs. West Virginia, 3-21-1994	14	by Texas A&M, 3-16-2005	14	by Texas A&M, 3-16-2005	14
Assists:	23	vs. many	14	by Texas A&M, 3-16-2005	14	by Texas A&M, 3-16-2005	14
Turnovers:	20	vs. West Virginia, 3-21-1994	14	by Texas A&M, 3-16-2005	14	by Texas A&M, 3-16-2005	14
Blocked Shots:	9	vs. Georgia State, 3-18-2014	14	by Texas A&M, 3-16-2005	14	by Texas A&M, 3-16-2005	14
Blocked Shots:	9	vs. Illinois, 3-23-2014	14	by Texas A&M, 3-16-2005	14	by Texas A&M, 3-16-2005	14
Steals:	14	vs. Mississippi, 3-19-2007	14	by Texas A&M, 3-16-2005	14	by Texas A&M, 3-16-2005	14
Steals:	14	vs. Mississippi, 3-19-2007	14	by Texas A&M, 3-16-2005	14	by Texas A&M, 3-16-2005	14

CATEGORY		CLEMSON		INDIVIDUAL		OPPONENT	
Points:	34	by Larry Nance vs. Temple, 3-12-1981	28	by Wesley Person (Auburn), 3-18-1993	12	by Joe Hassett (Providence), 3-15-1975	12
Field Goals:	12	by Horace Grant vs. Georgia, 3-17-1986	12	by Joe Hassett (Providence), 3-15-1975	12	by Joe Hassett (Providence), 3-15-1975	12
Field Goals Attempts:	20	by Devin Gray vs. Vanderbilt, 3-23-1994	22	by Gerald Wilkins (UT Chattanooga), 3-15-1985	12	by Gerald Wilkins (UT Chattanooga), 3-15-1985	12
Field Goal % (Min. 10 Att):	(.900, 9-10)	by Terrell McIntyre vs. California, 3-25-1999	(.750, 12-16)	by Craig Bradshaw (Belmont), 3-25-2014	6	by Joe Hassett (Providence), 3-15-1975	6
3-Point Goals:	6	by Devin Gray vs. West Virginia, 3-21-1994	6	by many (3), last by Frank Young (West Virginia), 3-29-2007	14	by Bernard Haslett (Southern Mississippi), 3-17-1994	14
3-Point Attempts:	11	by Bruce Martin at Virginia Tech, 3-17-1995	14	by Bernard Haslett (Southern Mississippi), 3-17-1994	14	by Bernard Haslett (Southern Mississippi), 3-17-1994	14
3 Point %:	(1.000, 5-5)	by K.C. Rivers vs. West Virginia, 3-29-2007	(1.000, 4-4)	by Bernard Haslett (Southern Mississippi), 3-17-1994	10	by Bernard Haslett (Southern Mississippi), 3-17-1994	10
Free Throws:	12	by Corey Wallace vs. West Virginia, 3-21-1994	10	by Bernard Haslett (Southern Mississippi), 3-17-1994	10	by Bernard Haslett (Southern Mississippi), 3-17-1994	10
Free Throw Attempts:	15	by Corey Wallace vs. West Virginia, 3-21-1994	14	by Bernard Haslett (Southern Mississippi), 3-17-1994	10	by Bernard Haslett (Southern Mississippi), 3-17-1994	10
Free Throw % (Min. 10 Att):	(.917, 11-12)	by Corey Wallace vs. West Virginia, 3-21-1994	(1.000, 8-8)	by Bernard Haslett (Southern Mississippi), 3-17-1994	14	by Bernard Haslett (Southern Mississippi), 3-17-1994	14
Rebounds:	17	by Larry Nance vs. Temple, 3-12-1981	16	by Bernard Haslett (Southern Mississippi), 3-17-1994	16	by Bernard Haslett (Southern Mississippi), 3-17-1994	16
Rebounds:	17	by Horace Grant vs. Middle Tennessee, 3-13-1986	16	by Bernard Haslett (Southern Mississippi), 3-17-1994	16	by Bernard Haslett (Southern Mississippi), 3-17-1994	16
Assists:	13	by Tom Wideman vs. Butler, 3-18-1999	9	by Bernard Haslett (Southern Mississippi), 3-17-1994	9	by Bernard Haslett (Southern Mississippi), 3-17-1994	9
Assists:	13	by Grayson Marshall vs. Middle Tennessee, 3-13-1986	9	by Bernard Haslett (Southern Mississippi), 3-17-1994	9	by Bernard Haslett (Southern Mississippi), 3-17-1994	9
Minutes:	45	by Lou Richie vs. Southern Mississippi, 3-17-1994	50	by Bernard Haslett (Southern Mississippi), 3-17-1994	4	by Bernard Haslett (Southern Mississippi), 3-17-1994	4
Blocked Shots:	5	by Larry Nance vs. Old Dominion, 3-12-1979	4	by Bernard Haslett (Southern Mississippi), 3-17-1994	4	by Bernard Haslett (Southern Mississippi), 3-17-1994	4
Blocked Shots:	5	by Sharone Wright vs. Auburn, 3-18-1993	4	by Bernard Haslett (Southern Mississippi), 3-17-1994	4	by Bernard Haslett (Southern Mississippi), 3-17-1994	4
Steals:	5	by K.J. McDaniels vs. Georgia State, 3-18-2014	6	by Bernard Haslett (Southern Mississippi), 3-17-1994	6	by Bernard Haslett (Southern Mississippi), 3-17-1994	6
Steals:	5	by Vernon Hamilton vs. Mississippi, 3-19-2007	6	by Bernard Haslett (Southern Mississippi), 3-17-1994	6	by Bernard Haslett (Southern Mississippi), 3-17-1994	6
Steals:	5	by Cliff Hammonds vs. West Virginia, 3-29-2007	6	by Bernard Haslett (Southern Mississippi), 3-17-1994	6	by Bernard Haslett (Southern Mississippi), 3-17-1994	6

CLEMSON'S NATIONAL INVITATION TOURNAMENT HISTORY — GAME BY GAME (19-18)

Date	Site	Opponent	W	L	Margin	Score	Clemson Top Scorer	Opponent Top Scorer
3-15-75	New York, N.Y.	Providence		L	-5	86-91	Stan Rome (20)	Joe Hassett (24)
3-7-79	Lexington, Ky.	Kentucky	W		+1	68-67 OT	Billy Williams (16)	Kyle Macy (21)
3-12-79	Clemson, S.C.	Old Dominion		L	-2	59-61 OT	Billy Williams (14)	Ronnie McAdoo (14)
3-12-81	Clemson, S.C.	Temple		L	-8	82-90	Larry Nance (34)	Keith Parham (25)
3-12-82	Clemson, S.C.	Mississippi		L	-4	49-53	Horace Wyatt (14)	Carlos Clark (25)
3-15-85	Chattanooga, Tenn.	UT Chattanooga		L	-2	65-67	Grant/Hamilton (16)	Gerald Wilkins (26)
3-13-86	Clemson, S.C.	Middle Tennessee	W		+18	99-81	Horace Grant (33)	Kim Cooksey (25)
3-17-86	Athens, Ga.	Georgia	W		+12	77-65	Grant, Corbit (24)	Donald Hartry (17)
3-20-86	Laramie, Wyo.	Wyoming		L	-5	57-62	Grayson Marshall (19)	Fennis Dembo (19)
3-18-88	Hattiesburg, Miss.	Southern Mississippi		L	-5	69-74	Elden Campbell (16)	David Hamilton (18)
3-18-93	Clemson, S.C.	Auburn	W		+12	84-72	Devin Gray (23)	Wesley Person (28)
3-22-93	Birmingham, Ala.	Alabama-Birmingham		L	-1	64-65	Sharone Wright (18)	Robert Shannon (19)
3-17-94	Clemson, S.C.	Southern Mississippi	W		+11	96-85	Andre Bovain (20)	Bernard Haslett (22)
3-21-94	Morgantown, W.Va.	West Virginia	W		+17	96-79	Devin Gray (22)	Perviree Green (22)
3-23-94	Nashville, Tenn.	Vanderbilt		L	-15	74-89	Sharone Wright (15)	Bill McCaffrey (27)
3-17-95	Blacksburg, Va.	Virginia Tech		L	-8	54-62	Bruce Martin (18)	D. Watlington (20)
3-10-99	Clemson, S.C.	Georgia	W		+20	77-57	Terrell McIntyre (19)	Jumaine Jones (20)
3-16-99	Piscataway, N.J.	Rutgers	W		+10	78-68	Terrell McIntyre (16)	Dahntay Jones (20)
3-18-99	Clemson, S.C.	Butler	W		+20	89-69	Harold Jamison (26)	Thomas Jackson (17)
3-23-99	New York, N.Y.	Xavier	W		+3	79-76	Terrell McIntyre (20)	Gary Lumpkin (16)
3-25-99	New York, N.Y.	California		L	-1	60-61	Terrell McIntyre (17)	Geno Carlisle (16)
3-16-05	College Station, Texas	Texas A&M		L	-8	74-82	Cliff Hammonds (26)	Joseph Jones (25)
3-15-06	Clemson, S.C.	Louisiana Tech	W		+16	69-53	Akin Akingbala (16)	Paul Millsap (19)
3-20-06	Louisville, Ky.	Louisville		L	-6	68-74	Akin Akingbala (19)	Taquan Dean (20)
3-14-07	Clemson, S.C.	East Tennessee St.	W		+7	64-57	K.C. Rivers (17)	Courtney Pigram (25)
3-19-07	Clemson, S.C.	Mississippi	W		+21	89-68	Trevor Booker (21)	Todd Abernethy (18)
3-21-07	Clemson, S.C.	Syracuse	W		+4	74-70	K.C. Rivers (29)	Eric Devendorf (23)
3-27-07	New York, N.Y.	Air Force	W		+1	68-67	K.C. Rivers (19)	Nick Welch (23)
3-29-07	New York, N.Y.	West Virginia		L	-5	73-78	K.C. Rivers (18)	Frank Young (24)
3-18-14	Clemson, S.C.	Georgia State	W		+12	78-66	K.J. McDaniels (30)	R.J. Hunter (15)
3-23-14	Clemson, S.C.	Illinois	W		+1	50-49	K.J. McDaniels (12)	Rayvonte Rice (15)
3-25-14	Clemson, S.C.	Belmont	W		+5	73-68	Harrison, McDaniels (16)	Craig Bradshaw (21)
4-1-14	New York, N.Y.	SMU		L	-6	59-65	Rod Hall (18)	Markus Kennedy (21)
3-14-17	Clemson, S.C.	Oakland		L	-5	69-74	Jaron Blossomgame (24)	Martez Walker (23)
3-19-19	Clemson, S.C.	Wright State	W		+6	75-69	Marcquise Reed (24)	Bill Wampler (17)
3-24-19	Clemson, S.C.	Wichita State		L	-8	55-63	Marcquise Reed (18)	Jaime Echenique (18)
3-15-23	Clemson, S.C.	Morehead State		L	-4	64-68	Chase Hunter (18)	Mark Freeman (19)



ACC BESTS & NCAA STAT RANKINGS

Opponent	Points
Boston College	128 (N), 12-28-1976
Duke	103 (H), 1-24-1987
Florida State	108 (H), 11-27-1976
Georgia Tech	106 (H), 2-22-1966
Louisville	83, (H), 1-11-2023
Miami (Fla.)	98 (N), 1-5-1956
North Carolina	99 (H), 1-28-1987
	99 (H), 1-14-1956
NC State	103 (H), 2-21-1976
Notre Dame	87 (H), 3-4-2023
Pittsburgh	78 (H), 3-8-2014
Syracuse	91 (H), 2-22-2023
Virginia	104 (H), 1-10-1970
Virginia Tech	87 (H), 1-22-1966
Wake Forest	104 (H), 2-28-1970

TEAM BESTS

Field Goal Percentage
.698 (31-45), (A), 2-22-20
.655 (36-55), (H), 2-28-1990
.579 (44-76), (H), 11-27-1976
.692 (27-39), (H), 1-12-2011
.528 (28-53), (H), 1-11-2023
.509 (29-57), (H), 12-20-1994
.592 (29-49) (A), 1-27-1982
.620 (31-50) (H), 1-31-1998
.525 (31-59) (H), 2-8-2016
.474 (27-57) (H), 3-8-2014
.538 (28-52) (A), 1-5-2016
.675 (27-40) (A), 2-21-1984
.524 (23-45), (A), 1-23-1971
.596 (31-52) (H), 2-8-1978

Victory Margin

+52 (128-76), (N), 12-28-1976
+34 (100-66), (H), 2-15-1975
+40 (94-54), (H), 2-15-2023
+29 (98-69), (H), 1-8-1977
+15 (77-62), (H), 2-15-2020
+20 (75-55), (H), 12-20-1994
+20 (93-73) (H), 1-29-1977
+26 (80-54), (N), 3-9-2023
+23 (87-64), (H), 3-4-2023
+24 (72-48), (H), 2-8-2018
+18 (91-73), (H), 2-22-2023
+31 (82-51) (A), 2-7-2008
+19 (75-54), (H), 2-14-2015
+27 (87-61) (A), 1-4-1964
+27 (91-64) (H), 1-6-1986

Opponent Points

Boston College	25, Gabe DeVoe (N), 3-8-2018
Duke	38, Bill Yarborough (H), 1-11-1956
Florida State	36, Edward Scott (H), 2-23-2002
Georgia Tech	41, Will Solomon (H), 1-24-2001
Louisville	24, Marcquise Reed (H), 1-6-2018
Miami (Fla.)	28, K.C. Rivers (A), 12-21-2008
North Carolina	35, Butch Zatezalo (N), 2-15-1969
NC State	43, Butch Zatezalo (N), 2-14-1970
Notre Dame	30, K.J. McDaniels (A), 2-11-2014
	30, Jaron Blossomgame (H), 2-8-2016
Pittsburgh	25, Gabe DeVoe (H), 2-8-2018
	25, Joseph Girard III (A), 12-3-2023
Syracuse	32, Tevin Mack (H), 1-28-20
Virginia	43, Will Solomon (H), 1-15-2000
Virginia Tech	33, Butch Zatezalo (A), 1-25-1969
Wake Forest	46, Butch Zatezalo (A), 2-18-1969

INDIVIDUAL BESTS

Rebounds
13, Trevor Booker (A), 2-10-2009
20, Horace Grant (H), 2-26-1986
20, Harold Jamison (N), 3-4-1999
20, Tree Rollins (H), 1-8-1977
20, Dale Davis (A), 3-3-1990
12, Sidy Djitte (H), 1-10-2016
16, Trevor Booker (A), 12-21-2008
21, Earle Maxwell (N), 2-18-1961
21, Dale Davis (H), 2-1-1989
18, Richie Mahaffey (A), 2-3-1968
18, Dale Davis (H), 2-12-1990
13, K.J. McDaniels (A), 2-11-2014
17, Ian Schieffelin (A), 12-3-2023
16, Ian Schieffelin (H), 3-5-2024
21, David Angel (H), 1-27-1973
18, Ken Gardner (H), 1-22-1966
20, Horace Grant (H), 2-18-1987



IAN SCHIEFFELIN SECURED THE MOST REBOUNDS IN A GAME AGAINST BOTH PITTSBURGH (17) AND SYRACUSE (16) IN PROGRAM HISTORY. BOTH WERE TIGER VICTORIES.

CLEMSON IN THE FINAL TOP 25 NCAA STATISTICAL RANKINGS

YEAR	PLAYER/TEAM	RANK	CATEGORY	STAT
1954-55	Bill Yarborough	4th	Scoring	28.3
1955-56	Clemson	9th	Scoring	86.0
1956-57	Clemson	9th	Free Throw Percentage	.732
1959-60	Choppy Patterson	16th	Free Throw Percentage	.812
1960-61	Choppy Patterson	8th	Free Throw Percentage	.844
1962-63	Jim Brennan	20th	Free Throw Percentage	.828
1965-66	Jim Sutherland	14th	Free Throw Percentage	.850
1966-67	Jim Sutherland	4th	Free Throw Percentage	.897
1968-69	Butch Zatezalo	14th	Scoring	28.8
1975-76	Clemson	10th	Field Goal Percentage	.551
1976-77	Tree Rollins	12th	Rebounds/Game	12.8
	Clemson	7th	Field Goal Percentage Defense	.423
	Clemson	2nd	Scoring Margin	17.7
	Clemson	14th	Scoring	86.6
1977-78	Clemson	13th	Field Goal Percentage	.521
1979-80	Clemson	16th	Scoring Margin	+9.8
1981-82	Clemson	20th	Free Throw Percentage	.734
1983-84	Clemson	1st	Assists/Game	20.5
1984-85	Clemson	22nd	Rebound Margin	4.9
	Grayson Marshall	20th	Assists/Game	6.6
1985-86	Horace Grant	10th	Rebounds/Game	10.5
	Grayson Marshall	13th	Assists/Game	7.7
1986-87	Horace Grant	3rd	Field Goal Percentage	.656
	Michael Tait	10th	3-Point Field Goal Percentage	.510
	Grayson Marshall	15th	Assists/Game	7.4
	Clemson	4th	Scoring	86.1
	Clemson	15th	3-Point Field Goal Percentage	.448
	Clemson	7th	3-Point Field Goals/Game	6.5
1987-88	Elden Campbell	10th	Field Goal Percentage	.629
	Elden Campbell	8th	Blocked Shots/Game	3.0
1988-89	Dale Davis	3rd	Field Goal Percentage	.670
	Elden Campbell	9th	Blocked Shots/Game	2.9
1989-90	Dale Davis	13th	Rebounds/Game	11.3
	Dale Davis	10th	Field Goal Percentage	.625
	Elden Campbell	16th	Blocked Shots/Game	2.8
	Clemson	24th	Scoring Margin	+9.4
1989-90	Clemson	10th	Field Goal Percentage Defense	.410
1990-91	Dale Davis	10th	Rebounds/Game	12.1
	Dale Davis	17th	Blocked Shots/Game	2.8
1992-93	Sharonne Wright	2nd	Blocked Shots/Game	4.1
	Sharonne Wright	20th	Rebounds/Game	10.5
	Chris Whitney	24th	Assists/Game	6.4
1993-94	Sharonne Wright	19th	Rebounds/Game	10.6
	Clemson	15th	Blocked Shots/Game	4.13
1994-95	Clemson	6th	Scoring Defense	62.5
1995-96	Clemson	12th	Scoring Defense	63.0
1996-97	Clemson	19th	Scoring Defense	61.5
1998-99	Harold Jamison	18th	Rebounds/Game	9.9
	Clemson	8th	Rebound Margin	+8.2
1999-00	Will Solomon	16th	Scoring	20.9
	Will Solomon	17th	3-Point Field Goals/Game	3.2
2000-01	Will Solomon	19th	3-Point Field Goals/Game	3.17
2001-02	Edward Scott	3rd	Assists/Game	7.9
2003-04	Sharrod Ford	21st	Blocked Shots/Game	2.3
2004-05	Clemson	7th	Steals/Game	10.3
2005-06	Clemson	20th	Blocked Shots/Game	5.2
	Shawan Robinson	2nd	Steals/Game	11.0
	Vernon Hamilton	3rd	Free Throw Percentage	.913
	Vernon Hamilton	15th	Steals/Game	2.7
2006-07	Clemson	12th	Steals/Game	9.5
	Clemson	21st	Blocked Shots/Game	5.3
2007-08	Clemson	4th	Steals/Game	9.8
	Clemson	18th	Blocked Shots/Game	5.4
	Clemson	19th	Scoring	79.2
2008-09	Clemson	7th	Steals/Game	9.3
	Clemson	10th	Blocked Shots/Game	5.8
	Clemson	16th	Scoring Margin	+10.3
	Clemson	17th	Scoring	78.3
	Trevor Booker	22nd	Rebounds/Game	9.7
2009-10	Clemson	8th	Steals/Game	9.4
	Clemson	10th	3-Point Percentage Defense	.294
2010-11	Clemson	24th	Scoring Defense	61.4
	Andre Young	21st	Assist-to-Turnover Ratio	2.55
2013-14	Clemson	1st	3-Point Percentage Defense	.285
	Clemson	5th	Scoring Defense	58.4
	Clemson	8th	Total Blocks	221
	Clemson	8th	Blocked Shots/Game	6.1
	Clemson	17th	Field Goal Percentage Defense	.395
	K.J. McDaniels	24th	Blocked Shots/Game	2.8
2015-16	Clemson	14th	Fewest Turnovers/Game	10.2
	Clemson	19th	Blocked Shots/Game	5.2
	Clemson	23rd	Scoring Defense	64.5
	Jordan Roper	17th	Assist-to-Turnover Ratio	3.03
2016-17	Clemson	6th	Fewest Fouls	501
	Clemson	7th	Personal Fouls/Game	14.9
	Clemson	25th	Turnover Margin	+3.2
	Clemson	18th	Turnovers/Game	9.5
	Marcquise Reed	12th	Free Throw Percentage	.906
	Sidy Djitte	12th	Offensive Rebounds/Game	3.80
2017-18	Clemson	20th	Field Goal Percentage Defense	.406
	Clemson	25th	Total Blocks	169
	Elijah Thomas	15th	Total Blocks	79
2018-19	Clemson	24th	Scoring Defense	63.9
	Marcquise Reed	25th	Steals/Game	2.13
	Elijah Thomas	20th	Total Blocks	74
	Elijah Thomas	15th	Field Goal Percentage	.612
2020-21	Clemson	12th	Scoring Defense	61.9
2022-23	Clemson	24th	Field Goal Percentage Defense	40.5
	Clemson	8th	Free Throw Percentage	78.5
	Clemson	15th	Defensive Rebounds Per Game	27.76
	Hunter Tyson	10th	Double-Doubles	16
	Hunter Tyson	15th	Rebounds	325
	Hunter Tyson	2nd	Defensive Rebounds Per Game	8.26
	Hunter Tyson	20th	Rebounds Per Game	9.6
2023-24	Clemson	14th	Free Throw Percentage	78.0
	PJ Hall	17th	Field Goals Made	240
	Joseph Girard III	4th	Free Throw Percentage	93.5
	Ian Schieffelin	15th	Rebounds	340
	Joseph Girard III	21st	3-Point Percentage	41.3
	Joseph Girard III	21st	3-Point Field Goals	105

RECORD BY DAY

Day	Home	Away	Neutral	Overall	Win %
Nov. 5	0-1	---	---	0-1	.000
Nov. 7	2-0	---	---	2-0	100.0
Nov. 6	2-0	---	---	2-0	100.0
Nov. 8	1-0	---	---	1-0	100.0
Nov. 9	2-0	---	---	2-0	100.0
Nov. 10	2-0	---	2-0	4-0	100.0
Nov. 11	2-0	0-1	1-0	3-1	75.0
Nov. 12	4-0	2-0	1-0	7-0	100.0
Nov. 13	4-0	---	---	4-0	100.0
Nov. 14	3-0	---	1-0	4-0	100.0
Nov. 15	5-0	1-0	2-0	8-0	100.0
Nov. 16	1-0	2-0	2-0	5-0	100.0
Nov. 17	4-0	1-0	3-0	8-0	100.0
Nov. 18	3-0	---	1-1	4-1	80.0
Nov. 19	6-1	---	3-2	9-3	75.0
Nov. 20	---	1-0	1-2	2-2	50.0
Nov. 21	6-1	0-1	2-4	8-6	57.1
Nov. 22	0-1	1-0	4-1	5-2	71.4
Nov. 23	4-0	---	1-3	5-3	62.5
Nov. 24	9-0	1-0	3-1	13-1	92.9
Nov. 25	7-0	---	5-1	12-1	92.3
Nov. 26	7-2	1-1	4-3	12-6	66.7
Nov. 27	5-0	---	2-2	7-2	77.7
Nov. 28	11-0	3-0	0-2	14-2	87.5
Nov. 29	10-1	4-0	2-1	16-2	88.9
Nov. 30	11-2	1-2	1-0	13-4	76.5
Dec. 1	10-2	2-5	0-1	12-8	60.0
Dec. 2	13-1	4-4	1-1	18-6	75.0
Dec. 3	13-2	2-8	---	15-10	60.0
Dec. 4	10-5	0-4	1-2	11-11	50.0
Dec. 5	11-3	3-4	---	14-7	66.7
Dec. 6	9-4	2-2	1-0	12-6	66.7
Dec. 7	9-1	2-3	0-1	11-5	68.8
Dec. 8	3-3	2-4	1-2	6-9	40.0
Dec. 9	8-2	0-3	1-0	9-5	64.3
Dec. 10	5-0	0-4	1-1	6-5	54.5
Dec. 11	7-2	1-2	1-0	9-4	69.2
Dec. 12	4-1	0-5	1-0	5-6	45.5
Dec. 13	5-6	0-1	1-1	6-8	42.8
Dec. 14	14-1	3-2	---	17-3	85.0
Dec. 15	11-4	0-6	---	11-10	52.4
Dec. 16	12-2	7-6	3-1	22-9	71.0
Dec. 17	11-2	8-7	2-1	21-10	67.7
Dec. 18	9-4	5-6	1-1	15-11	57.7
Dec. 19	9-1	4-5	7-3	20-9	68.9
Dec. 20	5-1	1-4	7-2	13-7	65.0
Dec. 21	3-0	4-2	5-5	12-7	63.2
Dec. 22	9-2	4-3	1-3	14-8	63.6
Dec. 23	2-0	1-0	1-2	4-2	66.7
Dec. 25	---	0-1	---	0-1	0.0
Dec. 26	1-0	---	---	1-0	100.0
Dec. 27	1-0	0-2	3-3	4-5	44.4
Dec. 28	5-0	2-6	12-5	19-11	63.3
Dec. 29	7-1	2-1	16-8	25-10	71.4
Dec. 30	9-0	7-4	7-5	23-9	71.9
Dec. 31	2-1	2-0	2-0	6-1	85.7

Day	Home	Away	Neutral	Overall	Win %
Jan. 1	2-0	1-2	---	3-2	60.0
Jan. 2	7-3	1-11	2-0	10-14	41.7
Jan. 3	6-5	4-12	0-1	10-18	35.7
Jan. 4	6-6	9-9	0-1	15-16	48.4
Jan. 5	4-7	7-9	1-1	12-17	41.4
Jan. 6	7-5	1-10	0-1	8-16	33.3
Jan. 7	8-10	6-9	---	14-19	42.4
Jan. 8	7-6	5-8	---	12-14	46.2
Jan. 9	5-7	2-9	---	7-16	30.4
Jan. 10	8-4	6-12	---	14-16	46.7
Jan. 11	11-10	6-11	---	17-21	44.7
Jan. 12	9-8	3-19	---	12-27	30.7
Jan. 13	15-5	1-12	---	16-17	48.4
Jan. 14	10-8	9-6	0-1	19-15	55.9
Jan. 15	9-10	3-10	---	12-20	37.5
Jan. 16	9-8	3-14	---	12-22	35.3
Jan. 17	7-5	5-13	---	12-18	40.0
Jan. 18	14-4	3-8	---	17-12	58.6
Jan. 19	7-10	1-12	---	8-22	26.7
Jan. 20	9-5	2-11	---	11-16	40.7
Jan. 21	8-7	5-8	---	13-15	46.4
Jan. 22	8-4	3-7	---	11-11	50.0
Jan. 23	4-8	3-7	---	7-15	31.8
Jan. 24	8-6	1-11	---	9-17	34.6
Jan. 25	6-5	2-8	---	8-13	38.1
Jan. 26	7-5	4-8	---	11-13	45.8
Jan. 27	9-4	0-9	---	9-13	40.9
Jan. 28	8-6	7-8	---	15-14	51.7
Jan. 29	10-4	4-8	---	14-12	53.8
Jan. 30	13-2	4-6	0-1	17-9	65.4
Jan. 31	7-5	1-15	0-1	8-21	27.6
Feb. 1	11-1-1	6-17	0-1	17-19-1	47.3
Feb. 2	13-6	5-11	---	18-17	51.4
Feb. 3	10-7	3-9	---	13-16	44.8
Feb. 4	11-5	6-9	0-1	17-15	53.1
Feb. 5	5-4	6-12	---	11-16	40.7
Feb. 6	9-8	5-15	---	14-23	37.8
Feb. 7	6-6	7-7	1-0	14-13	51.9
Feb. 8	12-10	4-9	---	16-19	45.7
Feb. 9	6-8	7-8	1-1	14-17	45.2
Feb. 10	6-7	8-14	0-1	14-22	38.9
Feb. 11	3-3	6-7	0-1	9-11	45.0
Feb. 12	9-9	6-13	0-2	16-23	41.0
Feb. 13	9-6	5-7	0-2	14-15	48.3
Feb. 14	19-4	6-15	1-2	26-21	55.3
Feb. 15	14-5	10-9	0-4	24-18	57.1
Feb. 16	10-5	3-13	1-3	14-21	40.0
Feb. 17	12-3	4-8	1-3	17-14	54.8
Feb. 18	8-10	3-13	1-2	12-25	32.4
Feb. 19	3-5	3-13	1-2	7-20	25.9
Feb. 20	7-7	6-12	1-1	14-20	41.2
Feb. 21	10-7	9-14	---	19-21	47.5
Feb. 22	11-4	8-8	---	19-12	61.3
Feb. 23	14-6	3-9	0-1	17-16	51.5
Feb. 24	9-4	4-10	0-3	13-17	43.3
Feb. 25	9-2	4-10	---	13-12	52.0
Feb. 26	6-9	4-3	---	10-12	45.5
Feb. 27	8-3	3-6	0-2	11-11	50.0
Feb. 28	11-3	1-8	2-2	14-13	51.9
Feb. 29	2-0	1-1	0-3	3-4	42.9
March 1	9-2	4-3	1-3	14-8	63.6
March 2	8-1	3-8	2-3	13-12	52.0
March 3	3-2	0-5	3-3	6-10	37.5
March 4	7-1	1-5	3-3	11-9	55.0
March 5	6-2	3-4	1-7	10-13	43.5
March 6	1-1	1-2	3-5	5-8	38.5
March 7	0-1	1-2	1-8	2-11	15.4
March 8	0-1	0-3	5-6	5-10	33.3
March 9	3-0	0-2	2-10	5-12	29.4
March 10	1-0	---	2-5	3-5	37.5
March 11	---	---	2-8	2-8	20.0
March 12	1-2	2-3	3-5	3-7	37.5
March 13	1-0	---	1-6	2-6	25.0
March 14	1-1	---	2-3	3-4	42.9
March 15	1-1	0-1	3-2	4-4	50.0
March 16	---	1-1	3-0	4-1	80.0
March 17	1-0	1-1	1-1	3-2	60.0
March 18	3-0	0-1	1-1	4-2	66.7
March 19	2-0	---	0-3	2-3	40.0
March 20	---	0-2	0-1	0-3	0.0
March 21	1-0	1-0	0-1	2-1	66.7
March 22	---	0-1	1-1	1-2	33.3

VS. RANKED OPPONENTS

Year	Overall	Top 20	Top 10	Top 5	#1
1951-52	0-2	0-2	0-0	0-0	0-0
1952-53	0-0	0-0	0-0	0-0	0-0
1953-54	0-1	0-1	0-0	0-0	0-0
1954-55	0-5	0-5	0-3	0-2	0-0
1955-56	0-5	0-5	0-3	0-2	0-0
1956-57	1-5	1-5	1-3	0-2	0-1
1957-58	2-5	2-5	1-3	0-2	0-1
1958-59	0-4	0-4	0-4	0-3	0-0
1959-60	0-5	0-5	0-0	0-0	0-0
1960-61	0-4	0-4	0-4	0-2	0-0
1961-62	1-3	1-3	1-2	0-0	0-0
1962-63	0-2	0-2	0-2	0-1	0-0
1963-64	0-3	0-3	0-2	0-1	0-0
1964-65	0-4	0-4	0-2	0-0	0-0
1965-66	0-1	0-1	0-1	0-1	0-1
1966-67	2-0	2-0	1-0	1-0	0-0
1967-68	0-4	0-4	0-4	0-2	0-0
1968-69	0-3	0-3	0-3	0-3	0-0
1969-70	0-8	0-8	0-7	0-4	0-0
1970-71	1-6	1-6	0-2	0-1	0-0
1971-72	1-8	1-8	0-6	0-2	0-0
1972-73	0-8	0-8	0-7	0-3	0-0
1973-74	0-7	0-7	0-7	0-5	0-1
1974-75	3-6	3-6	3-3	2-2	0-0
1975-76	3-6	3-6	2-5	2-3	0-0
1976-77	3-3	3-3	2-3	2-0	0-0
1977-78	3-4	3-4	0-2	0-2	0-0
1978-79	3-4	3-4	2-2	1-1	0-0
1979-80	6-4	6-4	3-1	1-0	1-0
1980-81	2-8	2-8	0-4	0-2	0-1
1981-82	0-8	0-8	0-6	0-5	0-1
1982-83	0-6	0-6	0-4	0-3	0-1
1983-84	2-7	2-7	0-4	0-3	0-3
1984-85	3-5	3-5	2-2	0-1	0-0
1985-86	0-8	0-8	0-7	0-6	0-3
1986-87	1-4	1-4	0-2	0-2	0-1
1987-88	2-5	2-5	1-3	0-1	0-0
1988-89	4-6	2-5	2-3	0-2	0-1
1989-90	3-4	3-4	1-2	1-2	0-0
1990-91	1-7	0-6	0-5	0-0	0-0
1991-92	2-6	1-5	0-4	0-3	0-2
1992-93	3-8	2-6	1-5	0-4	0-1
1993-94	2-6	2-6	1-4	1-4	0-2
1994-95	1-9	1-8	1-5	0-3	0-0
1995-96	4-5	3-5	1-2	0-0	0-0
1996-97	5-5	4-5	3-3	1-2	0-0
1997-98	3-6	2-6	1-6	0-5	0-2
1998-99	1-5	1-5	0-5	0-4	0-1
1999-00	1-6	0-5	0-3	0-3	0-0
2000-01	1-12	1-11	1-8	1-3	1-0
2001-02	2-6	2-5	2-3	1-3	0-2
2002-03	0-6	0-6	0-2	0-1	0-0
2003-04	2-9	2-9	0-3	0-3	0-1
2004-05	1-5	0-5	0-5	0-3	0-1
2005-06	0-3	0-3	0-1	0-1	0-1
2006-07	1-4	0-3	0-1	0-1	0-0
2007-08	1-4	1-4	1-4	1-3	0-2
2008-09	1-4	1-3	1-3	1-2	0-0
2009-10	2-3	2-3	1-2	0-0	0-0
2010-11	1-4	0-3	0-2	0-1	0-0
2011-12	1-3	0-3	0-2	0-0	0-0
2012-13	0-6	0-6	0-4	0-2	0-0
2013-14	1-4	1-4	0-2	0-1	0-1
2014-15	1-6	1-6	0-4	0-3	0-0
2015-16	4-4	3-4	2-2	0-1	0-0
2016-17	1-8	1-7	0-0	0-0	0-0
2017-18	4-5	3-4	0-3	0-2	0-0
2018-19	1-7	1-5	0-3	0-3	0-1
2019-20	3-3	3-2	3-1	2-1	0-0
2020-21	2-1	1-1	0-0	0-0	0-0
2021-22	0-3	0-2	0-2	0-0	0-0
2022-23	1-4	0-2	0-0	0-0	0-0
2023-24	4-3	3-3	2-1	1-0	0-0
Totals	104-366	86-336	43-218	19-134	2-31
<					

HONORS & AWARDS

HELMS FOUNDATION ALL-AMERICAN

- 1939 Banks McFadden, C
- 1977 Tree Rollins, C
- 1980 Billy Williams, G
- 1987 Horace Grant, C

CLEMSON RING OF HONOR

- Dale Davis (1987-91) 1999
- Tree Rollins (1973-77) 2017

CLEMSON HALL OF FAME

- Joe Blalock (1940-41) 1973
- Trevor Booker (2006-10) 2020
- Jim Brennan (1961-64) 1983
- Thomas Brown (1933-37) 1987
- Dude Buchanan (1938-41) 1991
- Greg Buckner (1994-98) 2005
- Elden Campbell (1986-90) 2000
- Jack Chandler (1920-25) 1984
- Bobby Conrad (1976-80) 1993
- Dale Davis (1987-91) 1999
- Mike Eppley (1980-84) 1990
- *Bill Foster (1975-84) 2001
- Eddie Freeman (1943-46) 1998
- Frank Gillespie (1946-49) 1977
- Horace Grant (1983-87) 1999
- Vincent Hamilton (1980-85) 2003
- Cliff Hammonds (2004-08) 2018
- Doug Hoffman (1956-59) 1980
- Bob Jones (1927-30) 1974
- Randy Mahaffey (1964-67) 1975
- Grayson Marshall (1984-88) 2009
- Banks McFadden (1937-40) 1973
- Terrell McIntyre (1995-99) 2007
- Larry Nance (1977-81) 1995
- Carter Newman (1924-27) 1983
- *Rock Norman (1941-46) 1974
- Choppy Patterson (1959-63) 1981
- Dewey Quinn (1943-46) 1994
- K.C. Rivers (2005-09) 2019
- Tree Rollins (1973-77) 1987
- Wallace Roy (1925-26) 1977
- Edward Scott (1999-03) 2014
- Johnny Snee (1948-52) 1976
- Jim Sutherland (1964-67) 1991
- Billy Williams (1977-80) 2015
- Sharon Wright (1991-94) 2011
- Bill Yarborough (1952-57) 1974
- Vince Yockel (1955-58) 1982
- Butch Zatezalo (1966-70) 1988

SOUTH CAROLINA HALL OF FAME

- Larry Nance (1977-81) 2001
- Tree Rollins (1973-77) 2002
- Randy Mahaffey (1964-67) 2003
- Horace Grant (1983-87) 2010
- Dale Davis (1987-91) 2012
- Greg Buckner (1994-98) 2016

AP ALL-AMERICAN

- 1977 Tree Rollins, C (3rd)
- 1980 Billy Williams, G (HM)
- 1987 Horace Grant, C (2nd)
- 1990 Elden Campbell, C (HM)
- 1990 Dale Davis, F (HM)
- 1994 Sharon Wright, C (HM)
- 2024 PJ Hall (HM)

ADOLPH RUPP AWARD FINALIST

- 1987 Horace Grant, C

100TH ANNIVERSARY TEAM

- Trevor Booker (2006-10)
- Greg Buckner (1994-98)
- Elden Campbell (1986-90)
- Bobby Conrad (1976-80)
- Dale Davis (1987-91)
- Horace Grant (1983-87)
- Vincent Hamilton (1980-85)
- Cliff Hammonds (2004-08)
- Harold Jamison (1995-99)
- Randy Mahaffey (1964-67)
- Grayson Marshall (1984-88)
- James Mays (2004-08)
- Banks McFadden (1936-40)
- Terrell McIntyre (1995-99)
- Larry Nance (1977-81)
- K.C. Rivers (2005-09)
- Tree Rollins (1973-77)
- Edward Scott (1999-03)
- Will Solomon (1998-01)
- Demontez Stitt (2007-11)
- Chris Whitney (1991-93)
- Billy Williams (1977-80)
- Skip Wise (1974-75)
- Sharon Wright (1991-94)
- Butch Zatezalo (1967-70)

AP COACH OF THE YEAR FINALIST

- 1987 Cliff Ellis
- 1990 Cliff Ellis
- 1997 Rick Barnes

U.S. OLYMPIC TRIALS

- 1976 Tree Rollins, C
- 1980 Larry Nance, F
- 1988 Elden Campbell, C
- 1997 Greg Buckner, F

NABC ALL-STAR GAME

- 1977 Tree Rollins, C
- 1987 Horace Grant, F
- 1990 Elden Campbell, C
- 1991 Dale Davis, F
- 1993 Chris Whitney, G
- 1998 Greg Buckner, G
- 2007 Vernon Hamilton, G
- 2008 Cliff Hammonds, G
- 2018 Gabe DeVoe, G

PAN AMERICAN GAMES

- 1975 Tree Rollins, C

WORLD UNIVERSITY GAMES

- 1989 Dale Davis, C
- 1993 Sharon Wright, C
- 1997 Greg Buckner, F
- 2009 Trevor Booker, F

RETIRED JERSEYS

- #23 Banks McFadden, 1937-40
- #30 Tree Rollins, 1973-77
- #34 Dale Davis, 1987-91

MCDONALD'S HS ALL-AMERICANS

- 1980 Clarke Bynum, F
- 1984 Michael Brown, G
- 1986 Ricky Jones, F
- 1991 Sharon Wright, C
- 2009 Milton Jennings, F

PARADE HS ALL-AMERICANS

- 1974 Skip Wise, G
- 1980 Clarke Bynum, F
- 1991 Sharon Wright, C
- 2009 Milton Jennings, F
- 2014 Gabe DeVoe, G

COLLEGE SLAM DUNK CONTEST

- 2012 Bryan Narcisse, F

ALL-SOUTHERN CONFERENCE

- 1938 Banks McFadden (1st)
- 1939 Banks McFadden (1st)
- 1940 Banks McFadden (1st)
- 1952 Johnny Snee (2nd)

SOUTHERN CONFERENCE 100-YEAR ANNIVERSARY TEAM

- 2021 Banks McFadden
- Frank Gillespie

ALL-NCAA REGIONAL

- 1980 Larry Nance (West Region)
- 2018 Gabe DeVoe (Midwest Region)
- 2024 Chase Hunter (West Region)
- PJ Hall (West Region)
- Ian Schieffelin (West Region)

ALL-NIT

- 1999 Terrell McIntyre
- 2007 K.C. Rivers

ACC 50-YEAR ANNIVERSARY TEAM

- 2002 Tree Rollins
- Horace Grant

ALL-ACC

- 1955 Bill Yarborough, G (2nd)
- 1956 Bill Yarborough, G (2nd)
- Vince Yockel, G (2nd AP)
- 1958 Vince Yockel, G (1st AP)
- 1960 Choppy Patterson, G (1st)
- 1961 Choppy Patterson, G (2nd)
- 1963 Jim Brennan, G (2nd)
- 1964 Jim Brennan, G (2nd)
- 1965 Randy Mahaffey, F (2nd)
- Jim Sutherland, G (2nd)
- 1967 Randy Mahaffey, F (1st)
- Jim Sutherland, G (2nd)
- 1968 Butch Zatezalo, G (2nd)
- 1969 Butch Zatezalo, G (2nd)
- 1970 Butch Zatezalo, G (2nd)
- 1975 Skip Wise, G (1st)
- Tree Rollins, C (2nd)
- 1976 Tree Rollins, C (2nd)
- 1977 Tree Rollins, C (2nd)
- Stan Rome, F (2nd)
- 1980 Billy Williams, G (1st)
- 1981 Larry Nance, C (2nd)
- 1982 Vincent Hamilton, G (2nd)
- 1986 Horace Grant, C (3rd AP)
- 1987 Horace Grant, C (1st)
- 1988 Elden Campbell, C (3rd AP)
- 1989 Elden Campbell, C (2nd)
- Dale Davis, F (3rd AP)
- 1990 Elden Campbell, C (1st)

- Dale Davis, F (1st)
- Dale Davis, C (2nd)
- 1993 Sharon Wright, C (3rd)
- Chris Whitney, G (3rd)
- 1994 Sharon Wright, C (2nd)
- Devin Gray, F (3rd)
- 1997 Greg Buckner, F (2nd)
- Terrell McIntyre, G (2nd)
- Greg Buckner, F (2nd)
- Terrell McIntyre, G (3rd)
- 1999 Terrell McIntyre, G (2nd)
- 2000 Will Solomon, G (1st)
- 2001 Will Solomon, G (2nd)
- 2002 Edward Scott, G (3rd)
- 2003 Edward Scott, G (1st)
- 2005 Sharrod Ford, C (3rd)
- 2008 K.C. Rivers, G/F (2nd)
- Cliff Hammonds, G (3rd)
- 2009 Trevor Booker, F (2nd)
- 2010 Trevor Booker, F (1st)
- 2011 Demontez Stitt, G (3rd)
- 2013 Devin Booker, F/C (3rd)
- 2014 K.J. McDaniels, F (1st)
- 2016 Jaron Blossomgame, F (1st)
- 2017 Jaron Blossomgame, F (3rd)
- 2018 Marcquise Reed, G (2nd)
- 2019 Marcquise Reed, G (3rd)
- 2020 Aamir Simms, F (3rd)
- 2021 Aamir Simms, F (2nd)
- 2023 Hunter Tyson, F (1st)
- PJ Hall, C (3rd)
- 2024 PJ Hall, C (1st)

NABC ALL-DISTRICT

- 1964 Jim Brennan, G (3rd)
- 1966 Randy Mahaffey, F (3rd)
- 1967 Jim Sutherland, G (3rd)
- 1975 Tree Rollins, C (2nd)
- 1976 Tree Rollins, C (2nd)
- 1977 Tree Rollins, C (1st)
- 1979 Larry Nance, C (2nd)
- 1980 Billy Williams, G (1st)
- Larry Nance, C (2nd)
- 1981 Larry Nance, C (2nd)
- 1982 Vincent Hamilton, G (2nd)
- 1987 Horace Grant, F (1st)
- 1989 Elden Campbell, C (2nd)
- Elden Campbell, C (1st)
- Dale Davis, F (2nd)
- Dale Davis, F (2nd)
- 1991 Dale Davis, F (2nd)
- 1993 Sharon Wright, C (2nd)
- 1994 Sharon Wright, C (2nd)
- 1997 Greg Buckner, F (1st)
- 1998 Greg Buckner, F (2nd)
- 1999 Terrell McIntyre, G (1st)
- 2000 Will Solomon, G (1st)
- 2001 Will Solomon, G (2nd)
- 2003 Edward Scott, G (2nd)
- 2007 James Mays, F (2nd)
- 2008 Cliff Hammonds, G (1st)
- K.C. Rivers, G/F (2nd)
- 2009 Trevor Booker, F (2nd)
- 2010 Trevor Booker, F (2nd)
- 2014 K.J. McDaniels, F (1st)
- 2016 Jaron Blossomgame, F (2nd)
- 2018 Marcquise Reed, G (2nd)
- 2021 Aamir Simms, F (2nd)
- 2023 Hunter Tyson, F (1st)
- 2024 PJ Hall, C (1st)

ACC ALL-ACC DEFENSIVE

- 2006 Vernon Hamilton, G
- 2009 Trevor Booker, F
- 2010 Trevor Booker, F
- 2011 Jerai Grant, F/C
- 2012 Andre Young, G
- 2014 K.J. McDaniels, F
- 2016 Landry Nnoko, C
- 2018 Elijah Thomas, C
- 2019 Elijah Thomas, C

ALL-ACC FRESHMAN

- 1995 Greg Buckner, F
- 1996 Terrell McIntyre, G
- 1997 Vincent Whitt, F
- 2001 Tony Stockman, G
- Chris Hobbs, F
- 2005 Cliff Hammonds, G

ALL-SoCon TOURNAMENT

- 1935 Alex Swails (2nd)
- 1936 Tom Brown (2nd)
- 1938 Banks McFadden (1st)
- Ed Kitchens (1st)
- 1939 Banks McFadden (1st)
- Jack Bryce (2nd)
- 1940 Banks McFadden (1st)
- 1952 Johnny Snee (2nd)

ALL-ACC TOURNAMENT

- 1955 Bill Yarborough, G (2nd)
- 1961 Choppy Patterson, G (2nd)
- 1962 Jim Brennan, G (1st)
- 1964 Nick Milasnovich, G (2nd)



CHASE HUNTER WAS ONE OF A RECORD THREE TIGERS NAMED TO THE NCAA ALL-WEST REGION TEAM.

- 1967 Randy Mahaffey, F (2nd)
- 1975 Skip Wise, G (1st)
- 1976 Stan Rome, F (2nd)
- 1980 Billy Williams, G (2nd)
- 1981 Larry Nance, C (2nd)
- 1984 Murray Jarman, C (2nd)
- 1990 Dale Davis, F (2nd)
- 1993 Sharon Wright, C (2nd)
- Chris Whitney, G (2nd)
- 1996 Greg Buckner, G (1st)
- 1998 Terrell McIntyre, G (1st)
- 2005 Shawan Robinson, G (2nd)
- 2008 Trevor Booker, F/C (1st)
- K.C. Rivers, G/F (1st)
- Cliff Hammonds, G (2nd)
- James Mays, F (2nd)
- 2011 Demontez Stitt, G (1st)
- 2018 Shelton Mitchell, G (2nd)

ACC PLAYER OF THE WEEK

- 1970 Butch Zatezalo, G
- 1971 Dickie Foster, F
- 1972 David Angel, C
- 1975 Tree Rollins, C
- 1977 Tree Rollins, C
- Stan Rome, F
- Derrick Johnson, G
- 1978 Colon Abraham, F
- 1979 Larry Nance, F
- 1980 Billy Williams, G
- 1981 Chris Dodds, G
- 1983 Marc Campbell, G
- 1985 Vincent Hamilton, G
- 1987 Horace Grant, C (2)
- 1988 Elden Campbell, C
- 1989 Dale Davis, F (2)
- 1990 Elden Campbell, C
- Dale Davis, F
- 1993 Sharon Wright, C
- Chris Whitney, G
- 1994 Andre Bovain, G
- 1997 Greg Buckner (Co-Player), F
- 1998 Greg Buckner, G
- 1999 Terrell McIntyre, G (2)
- 2000 Will Solomon, G (3)
- 2002 Edward Scott, G
- 2003 Edward Scott, G (2)
- 2006 Akin Akingbala (Co-Player), C
- 2008 Trevor Booker, F/C
- K.C. Rivers (Co-Player), G/F
- 2009 Trevor Booker, F
- K.C. Rivers, G/F (2)
- 2010 Trevor Booker (Co-Player), F
- 2011 Jerai Grant, F/C
- 2015 Jordan Roper, G
- 2016 Jaron Blossomgame, F
- 2018 Marcquise Reed, G

- Gabe DeVoe, G
- Aamir Simms, F
- 2023 Hunter Tyson, F (2)
- 2024 PJ Hall, C
- Joseph Girard III, G

ACC ROOKIE OF THE WEEK

- 1971 David Angel, C
- 1972 Dennis Odle, F (2)
- Mike Browning, F
- 1998 Terrell McIntyre, G (1st)
- 1974 Tree Rollins, C (3)
- 1975 Skip Wise, G (3)
- Stan Rome, F
- Greg Coles, G (2)
- 1977 Chubby Wells, F
- 1979 Bill Ross, F
- 1980 Fred Gilliam, F
- 1981 Vincent Hamilton, G
- Clarke Bynum, G
- 1983 Anthony Jenkins, F
- 1984 Horace Grant, F
- 1985 Grayson Marshall, G (3)
- 1986 Michael Best, G
- 1987 Elden Campbell, C
- 1988 Dale Davis, F
- 1989 David Young, G
- 1992 Sharon Wright, C
- Devin Gray, F
- 1995 Greg Buckner, F (3)
- 1996 Terrell McIntyre, G (2)
- Harold Jamison, C
- Tony Christie, F
- 1997 Vincent Whitt, F (2)
- 1999 Will Solomon, G
- 2001 Tony Stockman, G
- 2002 Chey Christie, G
- 2005 Cliff Hammonds, G (4)
- Cheyenne Moore, F
- 2006 Julius Powell, F
- 2007 Trevor Booker, C
- 2008 Terrence Oglesby, G (2)
- 2014 Jaron Blossomgame, F

ACC ACADEMIC HONOR ROLL

- 1962 Nick Milasnovich
- 1964 George Benedict
- Nick Milasnovich
- 1965 Randy Mahaffey
- Jim Sutherland
- 1966 Randy Mahaffey
- Jim Sutherland
- 1967 Curt Eckard
- Ken Gardner
- Randy Mahaffey
- Richie Mahaffey
- Jim Sutherland



HONORS & AWARDS

- 1968 Mike Faer
Stan Goldfarb
Tripp Jones
- 1969 Mike Faer
- 1972 Terrell Suit
- 1973 Bud Martin
- 1974 Andy Butchko
- 1975 Bruce Harman
- 1976 Andy Butchko
Bruce Harman
- 1977 Bobby Conrad
- 1978 Bobby Conrad
Bob Fuzy
- 1979 Bobby Conrad
Marvin Key
- 1980 Bobby Conrad
Chris Dodds
Marvin Key
Aamir Simms
- 1981 Chris Dodds
- 1982 Chris Dodds
Marc Campbell
Mike Eppley
- 1983 Marc Campbell
Mike Eppley
Ed Bleyнат
- 1984 Ed Bleyнат
Clarke Bynum
Mike Eppley
Chris Couch
- 1986 Chris Couch
- 1988 Donnell Bruce
- 1992 George Kelada
Todd Logue
- 1993 Lou Richie
- 1994 Frank Tomera
- 1995 Geoff Gardner
Bruce Martin
- 1996 Tom Wideman
Tom Wideman
- 1997 Tom Wideman
- 1998 Tom Wideman
- 1999 Tom Wideman
Adam Allenspach
Adam Allenspach
Pasha Bains
Walker Holt
Jeremy Shyatt
J.D. Powell
- 2001 Pasha Bains
Walker Holt
Beau Shay
- 2002 Jermel Douglas
- 2003 Julian Betko
Jermel Douglas
Shawan Robinson
Beau Shay
- 2004 Akin Akingbala
Shawan Robinson
- 2005 Shawan Robinson
- 2006 Cliff Hammonds
Matt Morris
Shawan Robinson
Jesse Yanutola
- 2007 Cliff Hammonds
Matt Morris
Sam Perry
Chris Poole
A.J. Tyler
Jesse Yanutola
- 2008 Jonah Baize
Cliff Hammonds
- 2009 Jonah Baize
Tanner Smith
Jesse Yanutola
- 2010 Zavier Anderson
Jonah Baize
Tanner Smith
Andre Young
- 2011 Jonah Baize
Tanner Smith
Andre Young
- 2012 Catalin Baciu
Carson Fields
Tanner Smith
Andre Young
- 2013 Carson Fields
Jordan Roper
- 2014 Ibrahim Djambo
Carson Fields
- 2015 Austin Ajukwa
Gabe DeVoe
Avry Holmes
Riley McGillan
Jordan Roper
- 2016 Gabe DeVoe
Riley McGillan
Legend Robertin
Jordan Roper
- 2017 Sidy Djitte
Isaac Fields
Riley McGillan
- 2018 Mark Donnal
Isaac Fields
Marcquise Reed
- 2019 Lyles Davis
Parker Fox
Trey Jemison
John Newman III

- Aamir Simms
Hunter Tyson
- 2020 Al-Amir Dawes
Paul Grinde
Alex Hemenway
Wells Hoag
Nick Honor
Trey Jemison
O'Neil McBride
John Newman III
Curran Scott
Aamir Simms
Hunter Tyson
- 2021 Jonathan Baehre
Nick Honor
John Newman III
Olivier-Maxence Prosper
Aamir Simms
Hunter Tyson
Naz Bohannon
David Collins
Al-Amir Dawes
PJ Hall
Alex Hemenway
Ed Bleyнат
Parker Fox
Ben Middlebrooks
Daniel Nauseef
Ian Schieffelin
Hunter Tyson
- 2023 Josh Beadle
Brevin Galloway
Alex Hemenway
Chase Hunter
Daniel Nauseef
Jack Nauseef
Tom Wideman
Ian Schieffelin
Hunter Tyson
- 2024 Josh Beadle
Joseph Girard III
RJ Godfrey
PJ Hall
Jake Heidbreder
Alex Hemenway
Chase Hunter
Dillon Hunter
Matt Kelly
Andrew Latiff
Bas Leyte
Daniel Nauseef
Chauncey Wiggins
- CoSIDA ACADEMIC ALL-DISTRICT**
1998 Tom Wideman, C
1999 Tom Wideman, C
2005 Shawan Robinson, G
2008 Cliff Hammonds, G
2010 Tanner Smith, G
2011 Tanner Smith, G
2012 Tanner Smith, G
2023 Hunter Tyson, F
- ACADEMIC ALL-AMERICAN**
1967 Jim Sutherland (3rd)
1968 Richie Mahaffey

- 1980 Bobby Conrad (3rd)
2023 Hunter Tyson (3rd)
- ALL-ACC ACADEMIC TEAM**
1963 Jim Brennan, G
1964 Jim Brennan, G
1965 Randy Mahaffey, F
1966 Randy Mahaffey, F
Jim Sutherland, G
1967 Randy Mahaffey, F
Jim Sutherland, G (2nd)
- 1969 Trip Jones, F
1973 Terrell Suit, G
1976 Bruce Harman, G
1978 Bobby Conrad, G
1979 Bobby Conrad, G
1980 Bobby Conrad, G
1981 Chris Dodds, G
1982 Mike Eppley, G
Marc Campbell, G
Chris Dodds, G
1983 Mike Eppley, G
Marc Campbell, G
Mike Eppley, G
1984 Marc Campbell, G
Clarke Bynum, G
Ed Bleyнат, C
1987 Chris Couch, G
1988 Donnell Bruce, G
1991 Colby Brown, F
1993 Lou Richie, G
1994 Frank Tomera, C
1997 Tom Wideman, C
1998 Tom Wideman, C
1999 Tom Wideman, C
Adam Allenspach, C
Adam Allenspach, C
2000 Pasha Bains, G
2003 Julian Betko, G
Shawan Robinson, G
2004 Akin Akingbala, C
Shawan Robinson, G
2005 Cliff Hammonds, G
Shawan Robinson, G
2006 Shawan Robinson, G
2007 Cliff Hammonds, G
Matt Morris, F
A.J. Tyler, F
2008 Cliff Hammonds, G
2009 Tanner Smith, G
2010 Tanner Smith, G
Andre Young, G
2011 Tanner Smith, G
Devin Coleman, G
T.J. Sapp, G
Tanner Smith, G
Andre Young, G
Jordan Roper, G
2015 Jordan Roper, G
2016 Gabe DeVoe, G
Jordan Roper, G
2017 Gabe DeVoe, G
Avry Holmes, G
2018 Gabe DeVoe, G
Elijah Thomas, F

- 2019 Aamir Simms, F
2020 John Newman III, G
Aamir Simms, F
Hunter Tyson, F
- 2021 Jonathan Baehre
Nick Honor
John Newman III
Olivier-Maxence Prosper
Aamir Simms
Hunter Tyson
- 2022 Hunter Tyson, F
David Collins, G
Nick Honor, G
- 2023 RJ Godfrey, F
Brevin Galloway, G
Ian Schieffelin, F
Hunter Tyson, F
- 2024 Josh Beadle
Jack Clark
Joseph Girard III
RJ Godfrey
Chase Hunter
Bas Leyte
- JAMES WEAVER AWARD**
(ACC Student Athlete of the Year)
1967 Jim Sutherland, G
1980 Bobby Conrad, G
1999 Tom Wideman, C
- SKIP PROSSER AWARD**
(ACC Scholar Athlete of the Year)
2008 Cliff Hammonds, G
2021 Aamir Simms, F
2023 Hunter Tyson, F
- WEAVER-JAMES-CORRIGAN AWARD**
(ACC Postgraduate Scholarship)
2012 Tanner Smith, G
2016 Jordan Roper, G
- NCAA POSTGRADUATE SCHOLARSHIP**
1967 Jim Sutherland
1980 Bobby Conrad
1999 Tom Wideman
- NORRIS MEDAL**
(Clemson's Outstanding Student)
1932 Pat Calhoun
1967 Jim Sutherland
1980 Bobby Conrad
- DISTINGUISHED SERVICE AWARD**
(Clemson Alumni Association)
1962 Pat Calhoun
1966 Banks McFadden
2004 Jim Sutherland
2015 Bobby Conrad
- FRANK HOWARD AWARD**
(Bringing Honor to Clemson)
1977 Tree Rollins, C
1984 Mike Eppley, G
1985 Vincent Hamilton, G
1987 Horace Grant, C

- IPTAY ATHLETE OF THE YEAR**
1991 Dale Davis, C
2008 Cliff Hammonds, G
2012 Tanner Smith, G
2014 K.J. McDaniels, F
2018 Gabe DeVoe, G
2023 Hunter Tyson, F
- ACC PLAYER OF THE YEAR**
1987 Horace Grant, C
- ACC DEFENSIVE PLAYER OF THE YEAR**
2014 K.J. McDaniels, F
- ACC ROOKIE OF THE YEAR**
1995 Greg Buckner, F
- ACC MOST IMPROVED**
2016 Jaron Blossomgame, F
2024 Ian Schieffelin, F
- ACC COACH OF THE YEAR**
1987 Cliff Ellis
1990 Cliff Ellis
- PAUL BOWIE AWARD**
(Presented by the family of the late Paul Bowie to the MVP)
1971 Dave Thomas, G
1972 Bud Martin, G
1974 Tree Rollins, C
1975 Wayne Croft, F
Tree Rollins, C
1976 Tree Rollins, C
1977 Tree Rollins, C
1978 Derrick Johnson, G
1979 Billy Williams, G
1980 Billy Williams, G
1981 Larry Nance, F
1982 Vincent Hamilton, G
1983 Raymond Jones, C
1984 Murray Jarman, C
1985 Vincent Hamilton, G
1986 Horace Grant, F
1987 Horace Grant, C
1988 Grayson Marshall, G
1989 Elden Campbell, C
Derrick Forrest, F
1990 Elden Campbell, C
1991 Dale Davis, C
1992 Chris Whitney, G
1993 Chris Whitney, G
1994 Andre Bovain, G
1995 Merl Code, G
1996 Greg Buckner, F
Terrell McIntyre, G
1997 Greg Buckner, F
Terrell McIntyre, G
1998 Greg Buckner, G
Terrell McIntyre, G
1999 Terrell McIntyre, G
2000 Will Solomon, G
2001 Will Solomon, G



IAN SCHIEFFELIN WAS NAMED THE 2024 ACC MOST IMPROVED PLAYER OF THE YEAR.



HONORS & AWARDS

AAMIR SIMMS TAKING A SELFIE WITH PRESIDENT JIM CLEMENTS AT THE WORLD UNIVERSITY GAMES GOLD MEDAL BANQUET



- 2002 Edward Scott, G
- 2003 Edward Scott, G
- 2004 Sharrod Ford, C
- 2005 Sharrod Ford, C
- 2006 Akin Akingbala, C
- 2007 Cliff Hammonds, G
K.C. Rivers, G/F
- 2008 Cliff Hammonds, G
- 2009 Trevor Booker, F
- 2010 Trevor Booker, F
- 2011 Demontez Stitt, G
Jerai Grant, F/C
- 2012 Tanner Smith, G
Andre Young, G
- 2013 Devin Booker, F/C
- 2014 K.J. McDaniels, F
- 2015 Rod Hall, G
- 2016 Jaron Blossomgame, F
- 2017 Jaron Blossomgame, F
- 2018 Gabe DeVoe, G
Marcquise Reed, G
- 2019 Marcquise Reed, G
- 2020 Aamir Simms, F
- 2021 Aamir Simms, F

COLUMBIA CLUB AWARD
*(Presented by the Greater Columbia
Clemson Club to the player with best
field goal %)*

- 1974 Tree Rollins (54.3)
- 1975 Stan Rome (52.8)
- 1976 Stan Rome (55.7)
- 1977 Tree Rollins (58.0)
- 1978 Chubby Wells (56.1)
- 1979 Billy Williams (52.7)
- 1980 John Campbell (58.0)
- 1981 Larry Nance (57.5)
- 1982 Horace Wyatt (60.1)
- 1983 Murray Jarman (52.34)
- 1984 Murray Jarman (56.9)
- 1985 Raymond Jones (58.8)
- 1986 Horace Grant (58.4)
- 1987 Horace Grant (65.6)
- 1988 Elden Campbell (62.9)
- 1989 Dale Davis (67.0)
- 1990 Dale Davis (62.5)
- 1991 Ricky Jones (54.7)
- 1992 Corey Wallace (53.8)
- 1993 Sharone Wright (56.7)
- 1994 Devin Gray (57.2)
- 1995 Greg Buckner (52.6)
- 1996 Harold Jamison (51.9)
- 1997 Harold Jamison (59.7)
- 1998 Harold Jamison (59.2)
- 1999 Harold Jamison (67.4)
- 2000 Ray Henderson (52.8)

- 2001 Chris Hobbs (56.6)
- 2002 Sharrod Ford (60.6)
- 2003 Sharrod Ford (56.4)
- 2004 Akin Akingbala (60.6)
- 2005 Akin Akingbala (59.4)
- 2006 Akin Akingbala (57.6)
- 2007 Trevor Booker (60.2)
- 2008 Trevor Booker (55.5)
- 2009 Trevor Booker (57.1)
- 2010 Jerai Grant (63.2)

ANDERSON TIP-OFF AWARD
*(Presented by the Anderson Tip-Off
club to the honorary captains)*

- 1972 Bo Hawkins
- 1973 Bud Martin
- 1974 Jeff Reisinger
Terrell Suit
- 1975 Wayne Croft
Van Gregg
- 1976 Bruce Harman
Tree Rollins
- 1977 Dave Brown
John Franken
Tree Rollins
- 1978 Colon Abraham
Jim Howell
Stan Rome
- 1979 Derrick Johnson
Marvin Dickerson
- 1980 Bob Fuzy
Billy Williams
Bobby Conrad
John Campbell
- 1981 Larry Nance
Keith Walker
- 1982 Horace Wyatt
Chris Dodds
Marvin Key
Bill Ross
- 1983 Fred Gilliam
- 1984 Mike Eppley
Marc Campbell
Murray Jarman
Clarke Bynum
- 1985 Vincent Hamilton
Raymond Jones
Ed Bynum
- 1986 Glen McCants
Glenn Corbit
Chris Michael
- 1987 Horace Grant
Michael Tait
Anthony Jenkins
Larry Middleton

- Jeff Holstein
- Chris Couch
- 1988 Grayson Marshall
- 1989 Jerry Pryor
- 1990 Elden Campbell
Marion Cash
Derrick Forrest
Kirkland Howling
- 1991 Donnell Bruce
Dale Davis
Ricky Jones
Sean Tyson
- 1992 Chris Whitney
Andre Bovain
- 1993 Chris Whitney
Wayne Buckingham
- 1994 Corey Wallace
- 1995 Bruce Martin
- 1996 Merl Code
Bill Harder
- 1997 Merl Code
Bill Harder
- 1998 Greg Buckner
- 1999 Tony Christie
Terrell McIntyre
Harold Jamison
Tom Wideman
- 2000 Andrius Jurkunas
- 2001 Will Solomon
Adam Allenspach
- 2002 Edward Scott
- 2003 Ray Henderson
Edward Scott
- 2004 Chris Hobbs
- 2005 Sharrod Ford
Olu Babalola
- 2006 Akin Akingbala
Steve Allen
Shawan Robinson
- 2007 Vernon Hamilton
Cliff Hammonds
- 2008 Cliff Hammonds
- 2009 K.C. Rivers
- 2010 Trevor Booker
Demontez Stitt

GREENVILLE TIP-OFF AWARD
(Presented to leading rebounder)

- 1971 David Angel (180)
- 1972 David Angel (253)
- 1974 Tree Rollins (316)
- 1975 Tree Rollins (328)
- 1976 Tree Rollins (308)
- 1977 Tree Rollins (359)

- 1978 John Campbell (195)
- 1979 Larry Nance (210)
- 1980 Larry Nance (259)
- 1981 Larry Nance (237)
- 1982 Horace Wyatt (187)
- 1983 Raymond Jones (219)
- 1984 Murray Jarman (149)
- 1985 Vincent Hamilton (200)
- 1986 Horace Grant (357)
- 1987 Horace Grant (299)
- 1988 Dale Davis (223)
- 1989 Dale Davis (258)
- 1990 Dale Davis (395)
- 1991 Dale Davis (340)
- 1992 Sharone Wright (227)
- 1993 Sharone Wright (314)
- 1994 Sharone Wright (362)
- 1995 Greg Buckner (165)
- 1996 Harold Jamison (172)
- 1997 Harold Jamison (187)
- 1998 Harold Jamison (232)
- 1999 Harold Jamison (346)
- 2000 Adam Allenspach (206)
- 2001 Chris Hobbs (190)
- 2002 Ray Henderson (265)
- 2003 Sharrod Ford (191)
- 2004 Sharrod Ford (202)
- 2005 Sharrod Ford (261)
- 2006 Akin Akingbala (243)
- 2007 Trevor Booker (232)
James Mays (232)
- 2008 Trevor Booker (249)
- 2009 Trevor Booker (311)
- 2010 Trevor Booker (268)

ACADEMIC EXCELLENCE AWARD
*(The Academic Award is given by the
Fort Hill Clemson Club to the player
who has the best cumulative grade-
point average)*

- 1985 Ed Bynum
- 1986 Grayson Marshall
- 1987 Chris Couch
- 1988 Donnell Bruce
Dale Davis
- 1989 Kirkland Howling
- 1990 Shawn Lastinger
- 1991 Ricky Jones
- 1992 George Kelada
- 1993 Bruce Martin
- 1994 Wayne Buckingham
Byron Morris
- 1995 Ron Budde
- 1996 Tom Wideman
- 1997 Tom Wideman
- 1998 Tom Wideman

- 1999 Tom Wideman
- 2000 Adam Allenspach
- 2001 Adam Allenspach
Pasha Bains
- 2002 Walker Holt
- 2003 Walker Holt
- 2004 Shawan Robinson
- 2005 Shawan Robinson
- 2006 Shawan Robinson
- 2007 Jesse Yanutola
- 2008 Jesse Yanutola
- 2009 Jonah Baize
- 2010 Tanner Smith
- 2011 Jonah Baize
- 2012 Tanner Smith
- 2013 Carson Fields
- 2014 Carson Fields
- 2015 Riley McGillan
- 2016 Riley McGillan
- 2017 Gabe DeVoe
- 2018 Lyles Davis
- 2019 Aamir Simms
- 2020 Hunter Tyson
- 2021 Aamir Simms

FLORENCE COUNTY AWARD

*(Presented by the Florence County
Clemson Club to the player with the
most assists)*

- 1974 Jeff Reisinger (45)
- 1975 Jo Jo Bethea (81)
- 1976 Derrick Johnson (98)
- 1977 Derrick Johnson (169)
- 1978 Derrick Johnson (132)
- 1979 Bobby Conrad (101)
- 1980 Bobby Conrad (157)
- 1981 Chris Dodds (187)
- 1982 Mike Eppley (89)
- 1983 Marc Campbell (124)
- 1984 Marc Campbell (104)
- 1985 Grayson Marshall (192)
- 1986 Grayson Marshall (262)
- 1987 Grayson Marshall (221)
- 1988 Grayson Marshall (182)
- 1989 Marion Cash (161)
- 1990 Marion Cash (174)
- 1991 David Young (100)
- 1992 Chris Whitney (161)
- 1993 Chris Whitney (193)
- 1994 Lou Richie (182)
- 1995 Merl Code (111)
- 1996 Terrell McIntyre (90)
- 1997 Terrell McIntyre (145)
- 1998 Terrell McIntyre (154)



HONORS & AWARDS

- 1999 Terrell McIntyre (188)
- 2000 Will Solomon (95)
- 2001 Edward Scott (127)
- 2002 Edward Scott (238)
- 2003 Edward Scott (161)
- 2004 Vernon Hamilton (91)

UNION COUNTY AWARD

(Presented to the player with the most assists)

- 2005 Shawan Robinson (94)
- 2006 Cliff Hammonds (105)
- 2007 Cliff Hammonds (147)
- 2008 Cliff Hammonds (133)
- 2009 Demontez Stitt (121)
- 2010 Demontez Stitt (94)

CLEMSON TIP-OFF CLUB

(Presented by Clemson Tip-Off Club to best defensive player)

- 1971 Dickie Foster
- 1972 Bud Martin

SPARTANBURG TIP-OFF CLUB

(Presented by Spartanburg Tip-Off Club to best defensive player)

- 1971 Dickie Foster
- 1972 Bud Martin
- 1974 Tree Rollins
- 1975 Stan Rome
- 1976 Stan Rome
- 1977 Stan Rome
- 1978 Marvin Dickerson
- 1979 Marvin Dickerson
- 1980 Horace Wyatt
- 1981 Raymond Jones
- 1982 Vincent Hamilton
- 1983 Raymond Jones
- Mike Eppley
- 1984 Raymond Jones
- 1985 Vincent Hamilton
- 1986 Glen McCants
- 1987 Horace Grant
- 1988 Grayson Marshall
- 1989 Derrick Forrest
- 1990 Derrick Forrest
- 1991 Andre Bovain

- 1992 Andre Bovain
- 1993 Devin Gray
- 1994 Andre Bovain
- 1995 Iker Iturbe
- 1996 Tom Wideman
- Harold Jamison
- 1997 Tom Wideman
- 1998 Greg Buckner
- 1999 Tom Wideman
- 2000 Andrius Jurkunas
- 2001 Edward Scott
- 2002 none chosen
- 2003 Olu Babalola
- 2004 Sharrad Ford
- 2005 Sharrad Ford
- 2006 Vernon Hamilton
- 2007 Cliff Hammonds
- 2008 James Mays
- 2009 Demontez Stitt
- 2010 David Potter

GREENWOOD COUNTY AWARD

(Presented by the Greenwood County Clemson Club to the player with the best free throw percentage)

- 1972 Terrell Suit (75.3)
- 1973 Bud Martin (84.2)
- 1974 Jeff Reisinger (81.5)
- 1975 Skip Wise (75.4)
- 1976 Dave Brown (79.8)
- 1977 Derrick Johnson (88.7)
- 1978 Greg Coles (78.2)
- 1979 Bobby Conrad (80.6)
- 1980 Fred Gilliam (84.4)
- 1981 Fred Gilliam (85.1)
- 1982 Fred Gilliam (82.9)
- 1983 Anthony Jenkins (88.2)
- 1984 Anthony Jenkins (84.4)
- 1985 Vincent Hamilton (80.3)
- 1986 Larry Middleton (75.0)
- 1987 Larry Middleton (77.6)
- 1988 Tim Kincaid (85.6)
- 1989 Tim Kincaid (77.3)
- 1990 Kirkland Howling (70.8)
- 1991 David Young (83.3)

- 1992 Chris Whitney (76.7)
- 1993 Chris Whitney (80.2)
- 1994 Merl Code (80.9)
- 1995 Bruce Martin (87.5)
- 1996 Terrell McIntyre (79.2)
- 1997 Merl Code (80.7)
- 1998 Terrell McIntyre (77.9)
- 1999 Terrell McIntyre (79.0)
- 2000 Pasha Bains (77.8)
- 2001 Tony Stockman (83.6)
- 2002 Jamar McKnight (75.0)
- 2003 Tomas Nagys (73.9)
- Edward Scott (73.9)
- 2004 Olu Babalola (75.3)
- Shawan Robinson (75.3)

LANCASTER COUNTY AWARD

(Presented to the player with the best free throw percentage)

- 2005 Shawan Robinson (83.7)
- 2006 Shawan Robinson (91.3)
- 2007 K.C. Rivers (73.5)

GREATER GREENWOOD AWARD

(Presented to the player with the best free throw percentage)

- 2008 Terrence Oglesby (85.1)
- 2009 Terrence Oglesby (84.5)
- 2010 Andre Young (80.0)

JAMES R. MORROW AWARD

(Presented by the James Morrow family to the most improved player)

- 1971 Pete Weddell
- 1972 Mike Browning
- 1974 Wayne Croft
- 1975 Jo Jo Bethea
- 1976 Marvin Dickerson
- 1977 Colon Abraham
- 1978 John Campbell
- 1979 Bobby Conrad
- 1980 Fred Gilliam
- 1981 Vincent Hamilton
- 1982 Mike Eppley
- Dave Shaffer
- 1983 Murray Jarman

- 1984 Anthony Jenkins
- 1985 Glen McCants
- 1986 Glenn Corbit
- 1987 Michael Tait
- 1988 Elden Campbell
- 1989 Dale Davis
- 1990 Marion Cash
- 1991 Colby Brown
- 1992 Ryan Amestoy
- 1993 Bruce Martin
- 1994 Jeff Brown
- 1995 Andy Kelly
- 1996 Tony Christie

TOM LYNCH AWARD

(Presented to the most improved player)

- 1997 Mohamed Woni
- 1998 Mohamed Woni
- Harold Jamison
- 1999 Adam Allenspach
- 2000 Chucky Gilmore
- 2001 Tomas Nagys
- 2002 Jamar McKnight
- 2003 Chey Christie
- 2004 Akin Akingbala
- 2005 Vernon Hamilton
- 2006 Steve Allen
- 2007 K.C. Rivers
- 2008 David Potter
- 2009 Jerai Grant
- 2010 Jerai Grant
- 2011 Zavier Anderson
- 2012 Catalin Baciu
- 2013 K.J. McDaniels
- 2014 Landry Nnoko
- 2015 Jaron Blossomgame
- 2016 Sidy Djitte
- 2017 Lyles Davis
- 2018 Elijah Thomas
- 2019 David Skara
- 2020 John Newman III
- 2021 Clyde Trapp

SUMTER COUNTY AWARD

(Presented to the player exhibiting the most hustle)

- 1971 Bud Martin
- 1974 Van Gregg
- 1975 Wayne Croft
- 1976 Bruce Harman
- 1977 John Franken
- 1978 Stan Rome
- 1979 Bobby Conrad
- 1980 Bobby Conrad
- 1981 Vincent Hamilton
- Marc Campbell
- 1982 Mike Eppley
- 1983 Mike Eppley
- 1984 Marc Campbell
- 1985 Vincent Hamilton
- 1986 Chris Michael
- 1987 Jeff Holstein
- 1988 Jerry Pryor
- 1989 Jerry Pryor
- 1990 Derrick Forrest
- Dale Davis
- 1991 Donnell Bruce
- 1992 Kevin Hines
- 1993 Byron Morris
- 1994 Andre Bovain
- 1995 Bill Harder
- 1996 Brian Chester
- 1997 Brian Chester
- Bill Harder
- 1998 Terrell McIntyre
- 1999 Terrell McIntyre
- 2000 Edward Scott
- 2001 Tomas Nagys
- 2002 Olu Babalola
- 2003 Tomas Nagys
- 2004 Chris Hobbs

AIKEN COUNTY AWARD

(Presented to the player demonstrating the most effort)

- 2005 Cliff Hammonds
- 2006 Cliff Hammonds
- 2007 Cliff Hammonds
- 2008 Matt Morris
- 2009 Bryan Narcisse
- 2010 Tanner Smith

TIGER STRENGTH AWARD

- 2005 Cliff Hammonds
- 2006 Akin Akingbala
- 2007 Cliff Hammonds
- 2008 Cliff Hammonds
- 2009 Catalin Baciu
- 2010 Noel Johnson
- 2011 Catalin Baciu
- 2012 Bernard Sullivan
- 2013 Jordan Roper
- 2014 Sidy Djitte
- 2015 Jaron Blossomgame
- 2016 Donte Grantham
- 2017 David Skara
- 2018 Gabe DeVoe
- 2019 Lyles Davis
- 2020 Trey Jemison
- 2021 Chase Hunter

AIR FORCE ROTC AWARD

(Presented to the player who best exhibits the core values of the Air Force, as demonstrated by his integrity, service before self and excellence in all he does)

- 2005 Cliff Hammonds
- 2006 Matt Morris
- 2007 Cliff Hammonds
- 2008 Cliff Hammonds
- 2009 Andre Young
- 2010 Tanner Smith

ROAD WARRIOR AWARD

(Presented by the Cherokee County Clemson Club to the best road game performer)

- 2007 Vernon Hamilton
- 2008 K.C. Rivers
- 2009 K.C. Rivers
- 2010 Trevor Booker

TIGER PRIDE AWARD

- 2011 Tanner Smith
- 2012 Bryan Narcisse
- 2013 Jaron Blossomgame
- 2014 Rod Hall
- 2015 Josh Smith
- 2016 Landry Nnoko
- 2017 Steven Flemming
- 2018 Donte Grantham
- 2019 Trey Jemison
- 2020 Jonathan Baehre
- 2021 Hunter Tyson

WALK-ON ZAVIER ANDERSON WAS NAMED CLEMSON'S MOST IMPROVED PLAYER IN 2011 AFTER EARNING A SCHOLARSHIP AS A SENIOR.



FORMER HEAD COACHES



FRANK DOBSON (1911-13)

Frank Dobson was a professional baseball player before coming to Clemson, as he was the property of the Pittsburgh Nationals. Walter Riggs, President of the Clemson Athletic Association, thought it was unfair to keep shuffling

coaches year after year. Riggs offered Dobson a three-year contract, the first contract offered and signed by a Clemson coach in any sport.

At Clemson, Dobson coached football, basketball and baseball. He was Clemson's first basketball coach, leading the Tigers to their only undefeated season in history in the inaugural season 1911-12, (4-0). In 1912-13, Clemson finished the basketball season with a 9-5 record. He was head baseball coach in 1911-1913.



JOHN ERWIN (1913-15)

John Erwin is one of only two former players to serve as coach in Clemson basketball history. During his two years as coach, he led Clemson to a 4-8 record overall. In Clemson's first game ever on February 9, 1912, his brother James

scored 58 points against Butler Guards, still an all-time single-game scoring record. He scored all 58 points on 29 field goals, no free throws. He played the center position for the Tigers. John and his brother were also tennis standouts at Clemson.

A.H. WARD (1915-16)

Audley Ward was a professor in agronomy and farm machinery at Clemson. During the 1915-16 season he coached the team on a volunteer basis and the Tigers had a 2-6-1 record.

COUNTRY MORRIS (1916-17, 1919-20)

In the fall of 1916, Morris was an assistant football coach and head coach of both the basketball and baseball teams. After the 1917 football season he enlisted in the Navy for World War I. Upon his discharge in 1919, he came back to Clemson to coach the baseball and basketball teams. After leaving Clemson he was an athletic director, coach, and manager of pro baseball teams. He also coached at the University of Maryland. Morris had a 16-8 record in his career, including a 10-3 record in games played at Clemson and 13-1 in February and March.

JIGGS DONAHUE (1917-19)

Edward Donahue had to be one of the most organized men in the country. During the 1918-19 school year, Donahue was head coach of four Clemson sports: football, basketball, baseball, and track. During his four years at Clemson, he was basketball and baseball coach for two seasons, and head track coach for one season.

He was an outstanding athlete at Washington & Lee, as he played in the backfield on the football team and played catcher on the baseball team. Upon graduation, he was an assistant coach in football and head coach in baseball and basketball.

At Clemson, Donahue had a 6-3 record, including 5-0 in games played in February.

LARRY CONOVER (1920-21)

Conover was a line coach for the Clemson football team in addition to serving as head basketball coach. He played center for Penn State's football team and lettered in football in 1916 and 1917. Conover had a fine 10-4 mark at Clemson, including a perfect 6-0 in games played at Clemson.

E.J. STEWART (1921-23)

E. J. Stewart was head football coach for two years at Clemson, 1921-22. However, he coached more than one sport during his stay at Tigertown. In the spring of 1921, Stewart coached the baseball and track teams while conducting spring football practice. In the fall, Stewart's football team went 1-6-2, but he improved to a 5-4 slate in 1922. He went on to coach the track teams in 1922 and 1923.

He also coached at Nebraska and the University of Texas. At Nebraska, he led the Cornhuskers to a combined record of 11-4 in 1916-1917. They also won the Missouri Valley Conference title both seasons. After leaving the University of Nebraska, he entered the automobile business as President and Treasurer of the Stewart Motor Co. Because of the economic conditions at the time, he decided to go back into coaching.

At Clemson, he had a 19-19 record, including 12-6 in the month of February and 12-7 at home.

BUD SAUNDERS (1923-25)

Bud Saunders graduated from Missouri in 1911, with a bachelors degree in Law. At Missouri, he played football and basketball. He wanted to play two other sports, but a conference rule at the time forbid an athlete from participating in more than two sports.

Saunders was football coach at Knox College before coming to Clemson. In football, Saunders coached for four seasons, 1923-1926. He also coached the basketball teams in 1924 and 1925. His best season in football came in 1923, as he led the Tigers to a 5-2-1 slate. He was 6-28 as a head basketball coach at Clemson.

A.A. GILLIAM (1925-26)

Gilliam was an assistant football coach for the Tiger football team and coached the freshmen team in 1925. As Clemson's head coach the Tigers had a 4-17 record.

JOSH CODY (1927-31)



Josh Cody, fondly known as "big man," will always be a favorite to Clemson fans. Cody, a big man in stature at 6-2, 220 pounds, led Clemson to victories over South Carolina for four straight years in football. He is the only coach in Clemson history who has been around more than two years who never lost a football game to South Carolina. He also defeated Furman three straight years. Cody had a 13-0-1 record in home games and had a 72 percent winning mark overall, fourth best in Clemson history.

Cody coached Clemson for five seasons, the longest tenure for a Clemson basketball coach in the first 25 years of the sport at Clemson. He had a 48-55 record, including 32-13 at home. Cody passed away on June 17, 1961.

JOE DAVIS (1931-40)

Joe Davis was a graduate of Southwestern University of Memphis. For 36 consecutive years Davis and former Clemson Head Football Coach Jess Neely were one of the most acclaimed coaching tandems in college football, nine years at Clemson and 27 seasons at Rice. Davis became Neely's chief football aide in 1931 at Clemson.

He also coached the basketball team, compiling a 101-86 record in nine seasons. He left Clemson as the school's all-time winningest basketball coach and is still fourth in Clemson history in victories. Davis still has the best winning percentage in road games in Clemson history, as his 44-52 road mark was a 46 percent winning mark. His best basketball season was the 1934-35 team that finished with a 15-3 record overall for a .833 pct, an all-time Clemson record.

At Rice he coached basketball for six seasons and won or shared three consecutive SWC championships in 1943-

45, then added another tri-championship in 1949. The 1945 Rice team, led by two-time All-American Bill Henry, finished with a 20-1 record and is generally recognized as one of Rice's greatest teams ever.

ROCK NORMAN (1940-46)



Rock Norman was one of the state of Virginia's great natural athletes during his day and one of the greatest produced by Roanoke College. Norman spent 51 years in the coaching profession, 34 of them coaching track, basketball, and football at Clemson,

The Citadel, Furman and the University of South Carolina. His last college experience was an 18-year stay at Clemson where his track teams won 49 meets and lost 24.

At one time his teams won 17 consecutive meets. He spent six seasons as head basketball coach at Clemson, a position he also held at three other colleges. Norman won state track titles at Clemson in 1940, '41, '42, '43, '49, '51 and '57. He has been enshrined in the South Carolina Athletic Hall of Fame, the Roanoke College Hall of Fame and the Clemson Athletic Hall of Fame. On the hardwood, Norman had a 32-70 record at Clemson.

BANKS MCFADDEN (1946-56)



McFadden was a consensus All-American in both football and basketball in the same calendar year (1939). He is the only Clemson athlete to accomplish this feat and is one reason he was named the nation's most versatile athlete for 1939.

McFadden was elected to the National Football Hall of Fame in 1959 and received the Distinguished Alumni Award from Clemson in 1966. He was a charter member of the Clemson Athletic Hall of Fame and South Carolina Athletic Hall of Fame. He is the only Clemson player to have his jersey retired in two sports. He was the top scorer and All-American on Clemson's only conference postseason basketball championship team (1938-39).

McFadden coached the Tigers for 10 years, tied for the longest tenure in Clemson basketball history. He was Clemson's coach when the Tigers entered the ACC and he had an 85-131 overall record. His best season was in 1951-52 when the Tigers had a record of 17-7, a 71 percent winning percentage.

That team had an 11-4 conference record, still the most wins in school history in league play. McFadden's Tigers improved their league record five straight years between 1948-52, the first coach in NCAA history to do that. He passed away in June, 2005.

PRESS MARAVICH (1956-62)



Press Maravich was the first coach in school history to guide the Tigers to the championship game of the ACC Tournament. Clemson made a dream run in 1962, Maravich's final year at Clemson. He defeated four top 20 teams in his career, the first Clemson coach to beat a ranked opponent. That first ranked win came in his first year, a 96-94 overtime win against eighth-ranked NC State.

Maravich had a record of 55-96 and his best year came in 61-62 when he took Clemson to the Finals of the ACC Tournament. Clemson beat a sixth ranked Duke team in the semifinals of that tournament, then the highest



FORMER HEAD COACHES

ranked win in Clemson history. He still holds the Clemson record for winning percentage in overtime games, 3-0 in 1956-57, and he also had a 23-19 career mark in games decided by five points or less, also a Clemson record.

Maravich left Clemson and became an assistant coach at NC State before moving up to the head coaching position when Everett Case retired. Maravich later became head coach at Louisiana State where he coached his son, Pete, who went on to become the leading scorer in NCAA history. Maravich passed away on April 15, 1987.

BOBBY ROBERTS (1963-70)



Bobby Roberts coached Clemson for eight seasons and was the head coach when Littlejohn Coliseum opened in 1968. He had an 82-116 record in those eight seasons, including a then record 41 wins over ACC teams.

His best season was a 17-8 campaign in 1966-67, a season that would have been an NCAA Tournament season by today's standards. During that season Clemson beat all four North Carolina ACC schools within eight days, including North Carolina and NC State in the North-South Doubleheader in Charlotte. Duke was ranked 14th and North Carolina third in the UPI poll at the time. Roberts passed away in June 2002.

TATES LOCKE (1970-75)



Tates Locke had a 62-70 record in his five years at Clemson. He coached Clemson to its first ever top 20 season, a No. 19 final ranking in the UPI poll in 1974-75. That team featured Tree Rollins, Clemson's all-time leading rebounder. That 1974-75

team played in the NIT in New York, Clemson's first postseason tournament appearance in history.

Locke had an outstanding 43-15 record in games at Littlejohn Coliseum, and he posted a 6-2 career record in overtime games, best in Clemson history on a percentage basis. Locke defeated five ranked teams in his career, including wins over No. 3 Maryland, No. 10 North Carolina and No. 4 NC State in the same season.

Locke served as an NBA scout and executive with the Portland Trailblazers. Locke passed away May, 24, 2004.

BILL FOSTER (1975-84)



Bill Foster is the third-winningest coach in Clemson history on a percentage basis. He is third to Oliver Purnell and Rick Barnes on a percentage basis in ACC games (.373) and ACC road games (.233). Foster won 156 and lost 106 in his nine years as head coach. He is tied for the most top-20 wins (16) in Clemson history and also won 13 games in overtime, also a program record.

Foster's best year was 1979-80 when he guided the Tigers to a 23-9 record and the Final Eight of the NCAA Tournament, the farthest Clemson has advanced in the history of the NCAA Tournament. The Tigers defeated six Top 20 teams that year, still a single season record for ranked wins. That includes Clemson's only victory in history over the No. 1 ranked team (87-82 vs. Duke).

Foster left Clemson in 1984 to restart the Miami (Fla.) program and then was the head coach at Virginia Tech. In 1995-96 he took Virginia Tech to the Sweet 16 of the NCAA Tournament and has won at least 25 games in

1994-95 and 1995-96. His 1994-95 Virginia Tech team won the NIT. He retired after the 1996-97 season with 532 career wins and resides in Boone, NC. He was inducted into the Clemson Hall of Fame in 2001. In September of 2005 he received the Bobby Roberts Award from the Augusta Sports Council for lifetime contributions to college basketball.

A 1958 graduate of Carson-Newman, he was inducted into the Eagles' Hall of Fame in 2007. Foster passed away May 27, 2015 after a long bout with Parkinson's disease.

CLIFF ELLIS (1984-94)



Cliff Ellis is Clemson's winningest coach in history on a total victories basis (177-128). Ellis coached Clemson for 10 years and the Tigers went to eight postseason tournaments, three NAAs and five NITs. He coached Clemson to the ACC regular season title in 1989-90, the only regular season ACC title in Clemson history. The Tigers had a 24-8 record that year. His 1986-87 Tiger team won a record 25 games.

Ellis set 33 Clemson coaching records, including ACC regular season victories, victories at home and home winning percentage. He coached Clemson to three NCAA Tournament appearances in a four-year period (1986-90). He left Clemson after the 1993-94 season to become the head coach at Auburn and he took the Tigers to the NCAA Tournament and a top-10 national ranking in 1998-99.

Ellis won 22 games over top-25 teams in his 10 years at Clemson, including an upset of 12th-ranked Florida State in the 1993 ACC Tournament, and a victory over a No. 2 North Carolina team in 1994.

Ellis was named ACC Coach-of-the-Year in 1986-87 and 1989-90, the only Clemson coach to win that award. After a short stint in broadcasting, he has been the head coach at Coastal Carolina University since 2007 and retired in 2024. He was inducted into Clemson's Athletic Hall of Fame in 2013 and in 2015, became the first coach in Division I history with 150 or more wins at four different schools.

Ellis retired after the 2023-24 seasons with 833 wins, 11th in NCAA Division I history.



RICK BARNES (1994-98)

Rick Barnes was the first coach in Clemson history to take the Tigers to the NCAA tournament three consecutive years. He brought Clemson to the NIT in 1994-95 and to the NAAs in 1995-96, 1996-97 and 1997-98, meaning Clemson was in postseason play every year of his tenure.

His top season was his third year, 1996-97, when he coached Clemson to a 16-1 start and a number-two national ranking. The season opened with a 79-71 overtime victory against defending National Champion Kentucky. The team ended the season 23-10 and ranked eighth in the final USA Today poll.

Picked last in the ACC prior to his first season, he shocked the basketball world by winning his first 10 games, including a 75-70 victory over No. 9 Duke in Cameron Indoor Stadium. His second season featured an 18-11 record, including Clemson's first ever ACC Tournament victory over 20th ranked North Carolina.

The Tigers were ranked fifth in the nation in the preseason poll of 1997-98, an example of the level of respect Barnes had brought to the program. Clemson defeated three top 25 teams in 1997-98, including sixth-ranked South Carolina.

The school established attendance records on a per game and total basis in 1996-97 and 1997-98. He was the

head coach at the University of Texas from 1998 through 2015, taking the Longhorns to the Final Four in 2004. He is now the head coach at the University of Tennessee and took that program to the NCAA Tournament six of his first seven seasons. He has 806 wins entering 2024-25, 13th in NCAA Division I history.



LARRY SHYATT (1998-2003)

Larry Shyatt won 70 games during his five years as the head coach at Clemson. He succeeded Rick Barnes, with whom he had served as associate head coach from 1994-95 through 1996-97. Shyatt was given much credit for

Clemson's run to a Sweet 16 finish in 1996-97. After coaching Wyoming in 1997-98, he returned to Clemson.

He immediately led Clemson to a 20-15 record and an NIT berth in his first season, 1998-99. The Tigers defeated Georgia, Rutgers, Butler and Xavier to advance to the championship game versus California. Clemson fell just short, losing by only one point on the last possession of the game. His 20 victories set a Clemson record for wins by a rookie coach and he became just the third ACC coach in history to win 20 games in his first year with a league program.

Shyatt defeated North Carolina three different times over his tenure. The biggest win of his tenure was a 75-65 upset in 2001, when the Tar Heels were ranked No. 1 in the nation. He also defeated the Tar Heels in 1999 and 2003. During his final season, Clemson started 9-0, which included a victory over basketball power Cincinnati.

Shyatt was an assistant coach at Florida when the Gators won consecutive NCAA titles in 2006 and 2007. He coached two stints at the University of Wyoming, before leaving the Cowboys in 2016 for an assistant coach position with the Dallas Mavericks.



OLIVER PURNELL (2003-10)

Oliver Purnell coached for seven seasons at Clemson and guided the Tigers to six postseason appearances, including three NCAA Tournaments in his final three years with the program.

Purnell concluded his career with the Tigers as the winningest coach in Clemson history on a percentage basis. His teams compiled a 138-88 record, which equates to a .611 winning mark.

His 2006-07 team matched a school record by winning 25 games. The team set a Clemson standard with a 17-0 start to the season and advanced to the championship game of the NIT.

He coached the 2007-08 team to a berth in the ACC Championship game, just the second in history for the Tigers. The team won 24 games, including 10 in the regular season ACC race to match a school record.

His 2008-09 team went 23-9 overall, 9-7 in the ACC and handed a top-10 Duke team their worst loss in 19 years when Clemson won 74-47 over the Blue Devils at home. It was the signature victory during the Purnell era.

The 2009-10 team followed with another 9-7 mark in league play, making it the only time in Clemson history the Tigers posted three consecutive winning seasons against ACC competition.

Several players flourished under Purnell's watch. Trevor Booker was a first-team All-ACC forward in 2010 and went on to be a first-round draft pick (No. 23 overall) by the Washington Wizards. He also coached Cliff Hammonds, the ACC's "Skip" Prosser Award winner in 2008, and K.C. Rivers, a second-team All-ACC performer the same season.

Purnell left Clemson to coach five seasons at DePaul University through the 2014-15 season. He finished with 448 career wins. He is now retired and living in Florida.

COACHING RECORDS

SEASON VICTORIES

Overall: 25, Cliff Ellis, 1986-87, Oliver Purnell, 2006-07, Brad Brownell, 2017-18
Consecutive: 17, Cliff Ellis, 1986-87 & Oliver Purnell, 2006-07
Consecutive Start of a Career: 10, Rick Barnes, 1994-95
First Year: 22, Brad Brownell, 2010-11
In ACC Regular Season: 14, Brad Brownell, 22022-23
Consecutive ACC: 7, Bobby Roberts, 1966-67, Brad Brownell, 2022-23
Against AP Top 20: 6, Bill Foster, 1979-80
5 points or less: 8, Oliver Purnell, 2006-07; Brad Brownell, 2013-14
ACC 5 points or less: 6, Cliff Ellis, 1986-87; Brad Brownell, 2017-18
In Overtime: 3, 3 coaches in 3 seasons
Home: 16, Oliver Purnell, 2006-07; Brad Brownell, 2013-14
ACC Home: 9, Brad Brownell, 2022-23
ACC Road: 5, Cliff Ellis, 1986-87; 5, Brad Brownell, 2023-24
Consecutive ACC Home: 7, Bill Foster, 1979-80, Cliff Ellis, 1989-90 & Oliver Purnell, 2007-08
Road: 10, 3 coaches in 3 seasons
Consecutive Road: 10, Cliff Ellis, 1986-87
Consecutive ACC Road: 5, Cliff Ellis, 1986-87

WINNING PERCENTAGE

Overall: .833 (15-3), Joe Davis, 1934-35
Min. 20 Games: .806 (25-6), Cliff Ellis, 1986-87
Road: .833 (10-2), Cliff Ellis, 1986-87
Home: 1.000 (15-0), Bill Foster, 1979-80, 1.000 (14-0) & Cliff Ellis, 1989-90
ACC Regular Season: .714 (10-4), Cliff Ellis, 1986-87, 89-90
ACC Home: 1.000 (7-0), Bill Foster, 1979-80 & 1.000 (7-0), Cliff Ellis, 1986-87
ACC Road: .714 (5-2), Cliff Ellis, 1986-87
First Year: .647 (22-12), Brad Brownell, 2010-11
Overtime (Min. 2 games): 1.00 (3-0), Press Maravich, 1966-67
Games decided 5 points or less: .875 (7-1), Cliff Ellis, 1986-87
ACC games decided 5 points or less: .857 (6-1), Cliff Ellis, 1986-87

ACC ERA (1953-PRESENT) BASKETBALL STAFF MEMBERS

AHEARN, DAN (Providence '93) Graduate Assistant 1994-96; Director of Basketball Operations 1996-98
ASSALEY, ANDY (Cincinnati '96) Director of Operations 2022-present
BAIZE, JONAH (Clemson '11) Graduate Manager 2012-13
BERNSTEIN, SPENCER (Clemson '00) Graduate Manager 2000-02
BENDER, DICK (Western Maryland '86) Director of Operations, 2010-14, Assistant Coach 2016-Present
BOWMAN, NICK (Eastern Kentucky '10) Director of Recruiting, 2015-18
BRENNAN, JIM (Clemson '65) Assistant Coach 1965-70
BRADLEY, RON (Eastern Nazarene '74) Associate Head Coach 2003-10
BROWN, LARRY (Stephen F. Austin '71) Assistant Coach 1991-93
BROWN, STEWART (Clemson '15) Graduate Manager, 2015-16
BUCKLIN, MATT (Georgia '12) Director of Operations 2018-2022
BUTLER, KYLEN (Indianapolis '19) Graduate Manager 2019-21
BUTTERS, TEE (Clemson '11) Graduate Manager 2011-12
BRYANT, CLINT (Bel. Abbey '77) Assistant Coach 1977-84
CAMPBELL, DAVE (Catawba '66) Assistant Coach 1983-84
CLAUNCH, AUSTIN (Emory '12) Graduate Manager 2013-15

CAREER VICTORIES

Overall: 265, Brad Brownell (265-189), 2010-24
ACC Regular Season: 114, Brad Brownell (128-126), 2010-24
vs. ACC Teams: 135, Brad Brownell (135-139), 2010-24
At Home: 174, Brad Brownell (174-57), 2010-24
Consecutive Home: 29, Cliff Ellis (1988-90)
Away: 51, Brad Brownell (51-97), 2010-24
ACC Home: 87, Brad Brownell (87-41), 2010-24
ACC Away: 41, Brad Brownell (41-85), 2010-24
vs. AP Top 20: 16, Bill Foster, 1976-84; Cliff Ellis, 1985-94; Brad Brownell, 2023-24
vs. AP Top 25: 23, Brad Brownell, 2010-present
5 points or less: 59, Brad Brownell (59-82), 2010-24
ACC 5 points or less: 38, Brad Brownell (38-55), 2010-24
In Overtime: 13, Bill Foster (13-10), 1976-84
Years as Coach: 14, Brad Brownell, 2010-24

WINNING PERCENTAGE

(Minimum three years experience)

Overall: .611, Oliver Purnell (138-88), 2003-10
vs. ACC Teams: 493, Brad Brownell (135-139), 2010-24
At Home: .808, Cliff Ellis (123-36), 1985-94
Away: .458, Joe Davis (44-52), 1932-40
ACC Home: .680, Brad Brownell (87-41), 2010-24
ACC Away: .325, Brad Brownell (41-85), 2010-24
5 points or less: .510, Oliver Purnell (25-24), 2003-10
ACC 5 points or less: .523, Cliff Ellis (23-21), 1985-94
In Overtime: .750, Bates Locke (6-2), 1971-75

CLENDINEN, BRIAN (Florida State '59) Assistant Coach 1970-75
COUSINS, RILL (Providence '91) Assistant Coach 1997-98
D'ALESSANDRO, BEN (Providence '95) Director of Basketball Operations 2003-05
DALLESSIO, JERRY (Notre Dame '74) Assistant Coach 1988-89
DANCE, JOEL (Clemson '22) Graduate Manager 2023-present
DEAN, ANTONIO REYNOLDS (Rhode Island, '99) Assistant Coach 2017-2022
DEN BOER, TOM (Carroll College '84) Volunteer Assistant 1986-87; Director of Basketball Operations 1989-91
DIXON, SEAN (Presbyterian '07) Assistant Coach 2022-present
DONLON, BILLY (UNC Wilmington '99) Associate Head Coach 2022-present
DOTSON, CARLOS (Western Carolina '20) Graduate Manager 2021-present
DRISCOLL, MATT (Slippery Rock '92) Assistant Coach 1998-2003
DUNCAN, SCOTT (Wooster '78) Assistant Coach 1998-2000
DURHAM, WILL (Kennesaw State '21) Graduate Manager 2021-23
FAULKNER, JERRY (Newberry '67) Assistant Coach 1980-84
FELTON, DENNIS (Howard '85) Assistant Coach 1994-97; Associate Head Coach 1997-98
GAFFNEY, JIMMY (Presbyterian College '82) Graduate Assistant 1983-84
GAITHER, TOMMY (Clemson '69) Graduate Assistant 1974-75
GLEATON, CJ (Anderson '16) Graduate Manager 2016-18
GOINS, ANTHONY (St. John's '08) Assistant Coach 2019-21
GORDON, ADAM (Tampa '06) Graduate Assistant 2008-11
GORDY, LEN (Arizona '77) Assistant Coach 1985-92
GRANT, EARL (Georgia College '00) Assistant Coach 2010-14
HANKS, MAURY (Cal State Northridge '84) Assistant Coach 1985-87
HARRIS, EUGENE (Florida State '78) Assistant Coach 1984-94
HARRISON, CHARLIE (Guilford '71) Assistant Coach 1974-75
HAMILTON, VERNON (Clemson '07) Graduate Manager, 2014-16

HESKETT, TIM (Oklahoma '01) Graduate Assistant 2002-04
HILL, GEORGE (Auburn '51) Assistant Coach 1970-72
HOGAN, DON (South Alabama '82) Assistant Coach 1984-87
HUSSEY, BOBBY (Appalachian State '62) Assistant Coach 1989-91; Assistant Coach 2000-03
KAISER, TOM (Army '82) Graduate Assistant 1987-88
KINGERY, JOE (Shorter '66) Assistant Coach 1975-80
KOHTALA, ED (Maine '79) Graduate Assistant 1997-98
KRAJACK, GEORGE (Clemson '60) Assistant Coach 1962-65
LAING, ROBBIE (Troy '81) Assistant Coach 1993-94
LOUCKS, RAY (Miami-Ohio '69) Assistant Coach 1972-73
LUTZ, BOBBY (UNC Charlotte '80) Director of Basketball Operations 1984-85; Assistant Coach 1985-86
MALPASS, CLIFF (Carson-Newman '61) Asst. Coach 1970-74
MARTIN, BRUCE (Clemson '94) Graduate Assistant 1998-2000; Director of Basketball Operations 2000-03
MARSHALL, RICH (Marquette '81) Assistant Coach 1989-90
MCDONALD, KEN (Providence '92) Assistant Coach 1994-98
McGILLAN, RILEY (Clemson '17) Graduate Manager 2017-18
McKAY, LUCAS (UNC Wilmington '06) Director of Operations, 2014-18; Director of Recruiting 2018-19
MORRELL, MICHAEL (Milligan '05) Graduate Assistant 2007-08; Director of Basketball Operations 2008-10
MORRIS, AJ (Alcorn State, '22) Graduate Manager 2022-pres.
MUSE, BILL (Mississippi '79) Assistant Coach 1990-92
MUSSELMAN, ART (The Citadel '60) Assistant Coach 1968-70
NASH, CARL (Fort Lewis College '82) Assistant Coach 1993-94
NICKELBERRY, KEVIN (Virginia Wesleyan '86) Assistant Coach 2003-06
NORMAN, A.W. "ROCK" (Roanoke College '13) Assistant Coach 1956-57
OGLESBY, TERRENCE (Clemson '18) Graduate Manager 2018-19
PAYNE, EDDIE (Wake Forest '75) Graduate Assistant 1975-77; Volunteer Assistant 1977-78
PEARSON, PHILIP (Alabama '93) Director of Recruiting 2019-20
POSTORINO, JOSH (Dayton '99) Director of Basketball Operations 2007-08; Assistant Coach 2008-10
RAINEY, DWIGHT (Shorter '67) Assistant Coach 1975-83
RAY, RICK (Grand View '94) Associate Head Coach 2010-12
REYNOLDS, JEFF (UNC Greensboro '78) Assistant to the Head Coach, 2021-present
RICHARDSON, KAREEM (Evansville '97) Assistant Coach 2021-2022
RILEY, RICHIE (Eastern Kentucky '05) Assistant Coach 2014-16
ROBERSON, WILL (Davidson '02) Graduate Assistant 2006-07
ROBERTS, BOBBY (Furman '53) Assistant Coach 1958-62
SHYATT, LARRY (Wooster '73) Associate Head Coach 1994-97
SIMMONS, MARTY (Evansville '88) Assistant to the Head Coach 2018-21
SKELTON, BOBBY (Clemson '80) Graduate Assistant 1986-88; Director of Basketball Operations 1991-96
SMART, SHAKA (Kenyon '99) Assistant Coach 2006-08
SMITH, FRANK (Old Dominion '88) Assistant Coach 2003-10
SMITH, STEVE (Trinity College '02) Assistant Coach 2012-19
SOLOMON, ANTHONY (Virginia '87) Director of Basketball Operations 1998-2000
STEVENS, AARON (Clemson '19) Graduate Manager 2019-21; Video Coordinator 2022-present
STRUNK, BOB (Belmont Abbey '75) Volunteer Assistant 1978-83
TAILOR, AMIT (Illinois '08) Video Coordinator 2016-22
TILLIS, DARREN (Paul Quinn College '96) Assistant Coach 1999-2003
WADE, WILL (Clemson '05) Graduate Assistant 2005-06; Director of Basketball Operations 2006-07
WASHINGTON, RUDY (University of the Redlands '80) Assistant Coach 1984-85
WELP, ALEX (Wittenberg '01) Director of Basketball Operations 2005-06
WILLIAMS, MIKE (Greensboro College '76) Graduate Assistant 1983-84
WINIECKI, MIKE (Richmond '89) Assistant Coach 2010-12; Associate Head Coach 2012-17

CLEMSON HEAD COACHING SUMMARY

Name	Seasons	Years	Home	Away	Neut.	Non Conf	ACC Teams	Nov-Dec	Jan	Feb	Mar	Overall
Frank Dobson	2	1912-13	6-2	7-3	0-0				3-1	9-4	1-0	13-5
John Erwin	2	1914-15	2-1	2-7	0-0				1-2	2-4	1-2	4-8
A.H. Ward	1	1916	1-2-1	1-4	0-0				1-2	1-4-1	0-0	2-6-1
Country Morris	2	1917/1920	10-3	6-5	0-0				3-7	12-1	1-0	16-8
Jiggs Donahue	2	1918-19	5-0	1-3	0-0				1-1	5-0	0-2	6-3
Larry Conover	1	1921	6-0	4-4	0-1				3-1	6-4	1-0	10-5
E.R. Stewart	2	1922-23	12-7	7-11	0-1				6-13	12-6	1-0	19-19
Bud Sanders	2	1924-25	4-12	1-18	1-1				2-16	4-15	0-0	6-31
A.A. Gilliam	1	1926	2-6	2-11	0-0				2-9	2-8	0-0	4-17
Josh Cody	5	1927-31	30-13	18-38	0-4			4-5	19-29	24-20	1-1	48-55
Joe Davis	9	1932-40	51-29	45-51	5-5			5-7	36-37	54-40	6-2	101-86
Rock Norman	6	1941-46	19-31	12-37	1-2			2-6	13-28	17-36	0-0	32-70
Banks McFadden	10	1947-56	45-48	34-75	6-8			22-36	26-40	37-49	0-6	85-131
Press Maravich	6	1957-62	28-25	14-40	13-31	30-37	25-59	20-34	14-28	18-27	3-7	55-96
Bobby Roberts	8	1963-70	45-32	28-57	9-27	41-45	41-71	20-30	30-34	31-45	1-7	82-116
Tates Locke	5	1971-75	43-15	11-38	8-17	42-28	20-42	23-14	19-24	16-24	4-8	62-70
Bill Foster	9	1976-84	102-36	31-50	23-20	112-32	44-74	72-15	38-43	37-36	9-12	156-106
Cliff Ellis	10	1985-94	123-36	33-73	21-19	118-28	59-100	83-16	43-46	36-43	15-23	177-128
Rick Barnes	4	1994-98	48-13	16-25	10-10	44-8	30-40	37-4	16-18	13-17	8-9	74-48
Larry Shyatt	5	1998-03	51-31	9-40	10-13	49-21	21-62	44-16	7-32	14-24	5-12	70-84
Oliver Purnell	7	2003-10	88-26	32-46	18-15	84-19	54-69	77-12	23-31	22-27	16-18	138-88
Brad Brownell	14	2010-24	174-57	51-98	40-34	132-53	135-139	125-48	58-51	51-52	31-38	265-189



NBA PLAYER STATISTICS

RANDY MAHAFFEY (1967-71)

Year, Team	GP	FGM-FGA	Pct	FTM-FTA	Pct	Reb	Avg	Ast	Pts	Avg
1967-68, Kentucky	75	373-875	.426	281-411	.684	684	9.1	129	1027	13.7
1968-69, Kentucky-New York	79	351-828	.424	232-329	.705	571	7.2	99	934	11.8
1969-70, Carolina	84	367-821	.447	194-283	.686	681	8.1	164	928	11.0
1970-71, Carolina	83	385-791	.487	156-239	.653	618	7.4	115	926	11.2
Totals	321	1476-3315	.445	863-1262	.684	2554	8.0	507	3815	11.9

SKIP WISE (1975-76)

Year, Team	GP	FGM-FGA	Pct	FTM-FTA	Pct	Reb	Avg	Ast	Pts	Avg
1975-76, San Antonio	2	2-4	.500	0-0	.000	3	1.5	1	4	2.0

TREE ROLLINS (1977-95)

Year, Team	GP	FGM-FGA	Pct	FTM-FTA	Pct	Reb	Avg	Blks	Pts	Avg
1977-78, Atlanta	80	253-520	.487	104-148	.703	552	6.9	218	610	7.6
1978-79, Atlanta	81	297-555	.535	89-141	.631	588	7.3	254	683	8.4
1979-80, Atlanta	82	287-514	.558	157-220	.714	774	9.4	244	731	8.9
1980-81, Atlanta	40	116-210	.552	46-57	.807	286	7.2	117	276	7.0
1981-82, Atlanta	79	202-346	.584	79-129	.612	611	7.7	224	483	6.1
1982-83, Atlanta	80	261-512	.510	98-135	.726	743	9.3	343	620	7.8
1983-84, Atlanta	77	274-529	.518	118-190	.621	593	7.7	277	666	8.6
1984-85, Atlanta	70	186-339	.549	67-93	.720	442	6.3	167	439	6.3
1985-86, Atlanta	74	173-347	.499	69-90	.767	458	6.2	167	415	5.6
1986-87, Atlanta	75	171-313	.546	63-87	.724	488	6.5	140	405	5.4
1987-88, Atlanta	76	133-260	.512	70-80	.875	459	6.0	132	336	4.4
1988-89, Cleveland	60	62-138	.449	12-19	.632	139	2.3	38	136	2.3
1989-90, Cleveland	48	57-125	.456	11-16	.688	153	3.2	53	125	2.6
1990-91, Detroit	37	14-33	.424	8-14	.571	42	1.1	20	36	1.0
1991-92, Houston	59	46-86	.535	26-30	.857	171	2.9	62	118	2.0
1992-93, Houston	42	11-41	.268	9-12	.750	60	1.4	15	31	0.7
1993-94, Orlando	45	29-53	.547	18-30	.600	96	2.1	35	76	1.7
1994-95, Orlando	51	20-42	.476	21-31	.677	95	1.9	36	61	1.2
Totals	1156	2592-4963	.522	1065-1522	.700	6750	5.8	2542	6247	5.4

LARRY NANCE (1981-94)

Year, Team	GP	FGM-FGA	Pct	FTM-FTA	Pct	Reb	Avg	Ast	Pts	Avg
1981-82, Phoenix	80	227-436	.521	75-117	.641	256	3.2	71	529	6.6
1982-83, Phoenix	82	588-1069	.550	193-287	.672	710	8.7	217	1370	16.7
1983-84, Phoenix	82	601-1044	.576	249-352	.707	678	8.3	173	1451	17.7
1984-85, Phoenix	51	515-877	.587	180-254	.709	536	8.8	104	1211	19.9
1985-86, Phoenix	73	582-1001	.581	310-444	.698	618	8.5	130	1474	20.2
1986-87, Phoenix	69	585-1062	.551	381-493	.773	599	8.7	148	1552	22.5
1987-88, Phoenix	40	327-616	.531	187-249	.751	394	9.9	96	843	21.1
1987-88, Cleveland	27	160-304	.527	117-141	.830	213	7.9	63	437	16.2
1988-89, Cleveland	73	496-920	.539	267-334	.799	581	8.0	206	1259	17.2
1989-90, Cleveland	62	412-807	.511	186-239	.778	516	8.3	122	1011	16.3
1990-91, Cleveland	80	635-1211	.524	265-330	.803	686	8.6	200	1537	19.2
1991-92, Cleveland	81	556-1032	.539	263-320	.822	670	8.3	243	1375	17.0
1992-93, Cleveland	77	533-971	.549	202-247	.818	668	8.7	198	1268	16.5
1993-94, Cleveland	33	153-314	.487	64-85	.753	227	6.9	55	370	11.2
TOTALS	910	6370-11664	.546	2939-3892	.755	7352	8.1	2027	15687	17.2

HORACE GRANT (1987-2004)

Year, Team	GP	FGM-FGA	Pct	FTM-FTA	Pct	Reb	Avg	Blk	Pts	Avg
1987-88, Chicago	81	254-501	.501	114-182	.626	447	5.5	53	622	7.7
1988-89, Chicago	79	405-781	.519	140-199	.704	681	8.6	62	950	12.0
1989-90, Chicago	80	446-853	.523	179-256	.699	629	7.9	85	1071	13.4
1990-91, Chicago	78	401-733	.547	197-277	.711	659	8.4	69	1000	12.8
1991-92, Chicago	81	457-790	.578	235-317	.741	807	10.0	131	1149	14.2
1992-93, Chicago	77	421-829	.508	174-281	.619	729	9.5	96	1017	13.2
1993-94, Chicago	70	460-878	.524	137-230	.596	769	11.0	84	1057	15.1
1994-95, Orlando	74	401-707	.567	146-211	.692	715	9.7	88	948	12.8
1995-96, Orlando	63	347-677	.516	152-207	.734	580	9.2	74	847	13.4
1996-97, Orlando	67	358-695	.515	128-179	.715	600	8.5	65	845	12.6
1997-98, Orlando	76	393-857	.459	135-199	.678	618	8.1	79	921	12.1
1998-99, Orlando	50	198-456	.434	47-70	.671	351	7.0	60	443	8.9
1999-00, Seattle	76	266-599	.444	80-111	.721	591	7.8	60	612	8.1
2000-01, La. Lakers	77	263-569	.462	131-169	.775	545	7.1	61	657	8.5
2001-02, Orlando	76	264-515	.512	80-111	.720	481	6.3	49	608	8.0
2002-03, Orlando	5	13-25	.520	0-0	.000	8	1.6	0	26	5.2
2003-04, La. Lakers	55	92-224	.411	39-54	.722	233	4.2	21	223	4.1
Totals	1165	5439-10695	.509	2114-3053	.692	9,443	8.1	1136	12996	11.2

ELDEN CAMPBELL (1990-2005)

Year, Team	GP	FGM-FGA	Pct	FTM-FTA	Pct	Reb	Avg	Blk	Pts	Avg
1990-91, La. Lakers	52	56-123	.455	32-49	.653	96	1.8	38	144	2.8
1991-92, La. Lakers	81	220-491	.448	138-223	.619	423	5.2	159	578	7.1
1992-93, La. Lakers	79	238-520	.458	130-204	.637	332	4.2	100	606	7.7
1993-94, La. Lakers	76	373-808	.462	188-273	.689	519	6.8	146	934	12.3
1994-95, La. Lakers	73	360-785	.459	193-290	.665	445	6.1	132	913	12.5
1995-96, La. Lakers	82	447-888	.503	249-349	.713	623	7.6	212	1143	13.9
1996-97, La. Lakers	77	442-942	.469	263-370	.711	615	7.9	117	1148	14.9
1997-98, La. Lakers	81	289-624	.463	237-342	.693	455	5.6	102	816	10.1
1998-99, La./Charlotte	49	222-465	.477	172-269	.639	397	8.1	73	616	12.6
1999-00, Charlotte	78	370-829	.446	247-358	.690	590	7.6	150	987	12.7
2000-01, Charlotte	78	367-834	.440	288-406	.709	608	7.8	140	1022	13.1
2001-02, Charlotte	77	384-794	.483	306-384	.796	530	6.9	137	1074	13.9
2002-03, Seattle	56	117-295	.397	109-136	.801	181	3.2	39	343	6.1
2003-04, Detroit	65	138-314	.439	85-124	.685	209	3.2	50	361	5.6
2004-05, N.J./Detroit	40	39-123	.317	42-55	.764	93	2.3	7	120	3.0
Totals	1044	4062-8835	.460	2679-3832	.699	6116	5.9	1602	10805	10.3

DALE DAVIS (1991-2007)

Year, Team	GP	FGM-FGA	Pct	FTM-FTA	Pct	Reb	Avg	Blk	Pts	Avg
1991-92, Indiana	64	154-279	.552	87-152	.572	410	6.4	74	395	6.2
1992-93, Indiana	78	304-535	.568	119-225	.529	723	9.3	148	727	8.9
1993-94, Indiana	66	308-582	.529	155-294	.527	718	11.0	106	771	11.7
1994-95, Indiana	74	324-576	.563	138-259	.533	696	9.4	116	786	10.6
1995-96, Indiana	78	334-599	.558	135-289	.467	709	9.1	112	803	10.3
1996-97, Indiana	80	370-688	.538	92-215	.428	772	9.6	77	832	10.4

1997-98, Indiana	78	273-498	.548	80-172	.465	611	7.8	87	626	8.0
1998-99, Indiana	50	161-302	.533	76-123	.618	416	8.3	57	398	8.0
1999-00, Indiana	74	302-602	.502	139-203	.685	729	9.9	94	743	10.0
2000-01, Portland	81	242-487	.497	96-152	.632	606	7.5	76	580	7.2
2001-02, Portland	78	296-508	.582	150-212	.707	688	8.8	83	742	9.5
2002-03, Portland	78	237-438	.541	105-166	.633	564	7.2	70	579	7.4
2003-04, Portland	76	133-281	.473	65-106	.613	398	5.2	62	331	4.4
2004-05, G. State/Ind.	61	112-234	.479	60-99	.606	375	6.1	65	284	4.7
2005-06, Detroit	28	9-24	.375	8-15	.533	53	1.9	9	26	0.9
2006-07, Detroit	46	33-74	.446	17-26	.654	137	3.			

ALL-TIME LETTERMEN

A

Abee, Russ	1939-40
Abraham, Colon	1974-75, 75-76, 76-77, 77-78
Ajukwa, Austin	2013-14, 14-15
Akingbala, Akin	2002-03, 03-04, 04-05, 05-06
Allen, Steve	2001-02, 03-04, 04-05, 05-06
Allenspach, Adam	1997-98, 98-99, 99-00, 00-01
Amestoy, Ryan	1991-92
Anderson, Zavier	2007-08, 08-09, 09-10, 10-11
Angel, Dave	1970-71, 71-72, 72-73
Antonick, Rudy	1963-64, 65-66
Asbill, Henry	1927-28
Ayers, Walt	1964-65, 65-66, 66-67
Ayoob, Joe	1964-65, 65-66, 66-67

B

Babalola, Olu	2001-02, 02-03, 03-04, 04-05
Baciu, Catalin	2008-09, 09-10, 10-11, 11-12
Bagnol, Thurston	1939-40
Baehre, Jonathan	2019-20, 20-21
Baines, Pasha	1999-00, 00-01
Baize, Jonah	2007-08, 08-09, 09-10, 10-11
Beadle, Josh	2022-23, 23-24
Belich, Milan	1981-82, 82-83
Bell, Dwight	1945-46, 46-47, 47-48, 48-49
Benedict, Buddy	1963-64, 64-65, 65-66
Benson, Bob	1959-60, 60-61, 61-62
Best, Michael	1985-86
Bethea, Jo Jo	1973-74, 74-75
Betko, Julian	2002-03
Blackman, Anthony	1984-85
Blalock, Joe	1940-41
Blossomgame, Jaron	2013-14, 14-15, 15-16, 16-17
Bohannon, Naz	2021-22
Bohonak, Mike	1961-62, 62-63, 63-64
Bolick, R.A.	1943-44
Bonzulak, Bill	1960-61
Booker, Devin	2009-10, 10-11, 11-12, 12-13
Booker, Trevor	2006-07, 07-08, 08-09, 09-10
Bounellis, D.N.	1943-44
Bovain, Andre	1990-91, 91-92, 92-93, 93-94
Bowie, Paul	1934-35
Boyd, Bobby	1944-45
Braddick, Dustin	1998-99, 99-00, 00-01
Brennan, Jim	1961-62, 62-63, 63-64
Brinkley, Ed	1955-56, 56-57, 57-58
Brown, Colby	1987-88, 88-89, 89-90, 90-91
Brown, David	1974-75, 75-76, 76-77
Brown, Jeff	1992-93, 93-94
Brown, Jive	1971-72, 72-73
Brown, Michael	1986-87
Brown, T.I.	1933-34, 34-35, 35-36
Browning, Mike	1971-72, 72-73
Bruce, Donnell	1987-88, 88-89, 89-90, 90-91
Bryce, Jack	1936-37, 37-38, 38-39
Bryce, W.	1934-35, 35-36, 36-37
Buchanan, Dude	1938-39, 39-40, 40-41
Buckingham, Wayne	1989-90, 91-92, 92-93, 93-94
Buckner, Greg	1994-95, 95-96, 96-97, 97-98
Budde, Ron	1994-95
Burks, Eric	1990-91
Burnisky, Gary	1961-62, 62-63, 63-64
Butchko, Andy	1974-75, 75-76
Bynum, Clarke	1980-81, 81-82, 82-83, 83-84
Bynum, Ed	1984-85

C

Calhoun, Pat	1931-32
Campbell, Elden	1986-87, 87-88, 88-89, 89-90
Campbell, John	1977-78, 78-79, 79-80
Campbell, Marc	1980-81, 81-82, 82-83, 83-84
Cameron, Tom	1955-56, 56-57, 57-58
Capehart, Tim	1973-74
Carter, R.A.	1936-37
Carver, Don	1957-58, 58-59, 59-60
Cash, Marion	1988-89, 89-90
Channell, Hank	1964-65, 65-66, 66-67
Chappell, H.W.	1943-44
Chester, Brian	1994-95, 95-96, 96-97
Cheves, Bobby	1935-36, 36-37, 37-38
Chiple, Bill	1940-41
Christie, Chey	2001-02, 02-03, 03-04
Christie, Tony	1995-96, 96-97, 97-98, 98-99
Clark, Harold	1929-30, 30-31, 31-32
Clark, Chip	1942-43, 43-44
Clark, Jack	2023-24
Clarke, Frank	1957-58
Clifton, Dwon	2000-01
Coakley, John	1968-69, 69-70, 70-71
Code, Merl	1993-94, 94-95, 95-96, 96-97
Cohn, Sam	1965-66
Coleman, Devin	2011-12, 2012-13
Coles, Greg	1975-76, 76-77, 77-78, 78-79
Collins, David	2021-22
Conant, Scott	1973-74
Conrad, Bobby	1976-77, 77-78, 78-79, 79-80
Cooley, Joe	1971-72

Cooper, Gary	1987-88
Corbit, Glenn	1984-85, 85-86
Couch, Chris	1985-86, 86-87
Cox, Ronnie	1963-64
Coyle, Barney	1938-39, 39-40
Craig, Hawk	1940-41, 42-43
Craig, Johnson	1930-31, 31-32, 32-33
Crain, W.C.	1928-29, 29-30, 30-31
Crawford, Popeye	1945-46
Crawford, W.W.	1928-29
Crocker, Michael	1999-00
Croft, Wayne	1972-73, 73-74, 74-75
Crosland, Ben	1953-54

D

Danko, Denny	1967-68
Davis, Dale	1987-88, 88-89, 89-90, 90-91
Davis, J.H.	1930-31
Davis, J.W.	1931-32, 32-33
Davis, Lyles	2015-16, 16-17, 17-18, 18-19
Davis, Murray	1943-44
Dawes, Al-Amir	2019-20, 20-21, 21-22
DeLoache, Billy	1952-53
Demonsthenes, Harry	1945-46
Demsey, Dave	1966-67, 67-68
DeVoe, Gabe	2014-15, 15-16, 16-17, 17-18
Dickerson, Marvin	1975-76, 76-77, 77-78, 78-79
Dillard, Bill	1932-33, 33-34, 34-35
Djumbo, Ibrahim	2013-14
Djitte, Sidy	2013-14, 14-15, 15-16, 16-17
Dodson, W.P.	1932-33, 33-34, 34-35
Dodds, Chris	1979-80, 80-81, 81-82
Donnal, Mark	2017-18
Douglas, Jermel	1998-99, 00-01, 01-02, 02-03
Doyle, George	1945-46

E

Eckard, Curt	1966-67, 67-68, 68-69
Epley, Mike	1981-82, 82-83, 83-84
Eskew, H.L.	1927-28

F

Faer, Mike	1967-68, 68-69
Fields, Carson	2011-12, 12-13, 13-14
Fields, Isaac	2016-17, 17-18
Flier, Adonis	2012-13, 13-14
Flathman, Gene	1937-38, 38-39
Ford, Sharrod	2001-02, 02-03, 03-04, 04-05
Forrest, Derrick	1988-89, 89-90
Foster, Devin	2021-22, 22-23
Foster, Dickie	1968-69, 69-70, 70-71
Fox, Parker	2018-19, 19-20, 20-21, 21-22
Francisco, Mel	1971-72
Franken, John	1974-75, 75-76, 76-77
Freeman, Eddis	1943-44, 44-45, 45-46, 46-47
Freeman, Kyle	1993-94
Freeny, S.W.	1942-43
Fuzy, Bob	1979-80

G

Gage, Charlie	1951-52, 52-53, 53-54
Gardner, Geoff	1994-95
Gardner, Ken	1964-65, 65-66, 66-67
Garner, Patrick	1995-96
Galloway, Brevin	2022-23
Gibbons, Walt	1957-58, 58-59, 59-60
Gibson, J.D.	1928-29, 29-30, 30-31
Gillespie, Frank	1946-47, 47-48, 48-49
Gillespie, L.T.	1942-43
Gilliam, Fred	1979-80, 80-81, 81-82, 82-83
Gilmore, Chucky	1998-99, 99-00
Girard III, Joseph	2023-24
Godfrey, R.J.	2022-23, 23-24
Goldfarb, Alan	1967-68
Graham, G.D.	1944-45
Graham, Harlan	1984-85
Graham, Whitey	1939-40, 40-41, 41-42
Grant, Harvey	1984-85
Grant, Horace	1983-84, 84-85, 85-86, 86-87
Grant, Jerai	2007-08, 08-09, 09-10, 10-11
Grantham, Donte	2014-15, 15-16, 16-17, 17-18
Gray, Devin	1991-92, 92-93, 93-94, 94-95
Green, J.W.	1943-44
Gregg, Van	1972-73, 73-74, 74-75
Grinde, Paul	2019-20

H

Hall, PJ	2020-21, 21-22, 22-23, 23-24
Hall, Richard	1961-62, 63-64
Hall, Rod	2011-12, 12-13, 13-14, 14-15
Hamilton, Vernon	2003-04, 04-05, 05-06, 06-07
Hamilton, Vincent	1980-81, 81-82, 83-84, 84-85
Hammonds, Cliff	2004-05, 05-06, 06-07, 07-08
Harder, Bill	1994-95, 95-96, 96-97
Harman, Bruce	1973-74, 74-75, 75-76
Harris, Steve	1990-91, 1991-92
Harrison, Damarcus	2012-13, 13-14, 14-15

Haug, Doug	1948-49, 49-50, 50-51
Hawkins, Bo	1970-71, 71-72
Helms, Garry	1963-64, 64-65, 65-66
Hemenway, Alex	2019-20, 20-21, 21-22, 22-23, 23-24
Henderson, Ray	1999-00, 00-01, 01-02, 02-03
Hendrix, F.E.	1943-44
Hendrix, Jermere	2001-02
Hewitt, Batson	1927-28, 28-29, 29-30
Hicks, J.C.	1950-51, 51-52, 52-53
Hill, Donte	2009-10
Hill, Frank	1941-42, 42-43
Hines, Kevin	1991-92, 92-93
Hoag, Wells	2019-20, 20-21
Hobbs, Chris	2000-01, 01-02, 02-03, 03-04
Hoffman, Doug	1956-57, 57-58, 58-59
Hoishouser, W.A.	1946-47, 47-48, 48-49, 49-50
Holstein, Jeff	1985-86, 86-87
Holt, Walker	1999-00, 00-01, 01-02, 02-03
Honor, Nick	2020-21, 21-22
Hotzchuh, Bruce	1953-54, 54-55, 55-56
Holzshu, Paul	1968-69, 69-70
Hoover, Al	1976-77
Howell, Jimmy	1974-75, 75-76, 76-77, 77-78
Howling, Kirkland	1988-89, 89-90
Hudson, Jimmy	2003-04, 04-05
Hudson, Ty	2015-16, 16-17
Hunt, Rick	1972-73
Hunter, Chase	2019-20, 20-21, 21-22, 22-23, 23-24
Hunter, Dillon	2022-23, 23-24

I

Iturbe, Iker	1994-95, 96-97, 97-98
--------------	-----------------------

J

Jackson, Wistar	1936-37, 38-39
Jamison, Harold	1995-96, 96-97, 97-98, 98-99
Jarman, Murray	1982-83, 83-84
Jemison, Trey	2018-19, 19-20
Jenkins, Anthony	1982-83, 83-84, 85-86, 86-87
Jennings, Milton	2009-10, 10-11, 11-12, 12-13
Jenrette, Jeff	1987-88
Johnson, Danny	1994-95, 95-96
Johnson, Derrick	1975-76, 76-77, 77-78, 78-79
Johnson, Noel	2009-10
Jones, Bob	1927-28, 28-29, 29-30
Jones, LeDarion	1995-96, 96-97
Jones, Raymond	1980-81, 82-83, 83-84, 84-85
Jones, Ricky	1987-88, 88-89, 89-90, 90-91
Jones, Tripp	1966-67, 67-68, 68-69
Jordan, Harold	1947-48
Jurkunas, Andrius	1995-96, 96-97, 98-99, 99-00

K

Keelin, Wayne	1947-48
Kelada, George	1991-92
Kelly, Andy	1992-93, 94-95
Kelly, Matt	2022-23, 23-24
Key, Marvin	1981-82
Kidd, Lynn	2020-21
Kincaid, Tim	1986-87, 87-88, 88-89
Kitchens, Ed	1935-36, 36-37, 37-38
Krajack, Eddie	1958-59, 59-60, 60-61
Krajack, George	1957-58, 58-59, 59-60

L

Lambrokos, Pete	1941-42, 42-43, 43-44
Lancaster, Stan	1938-39, 39-40, 40-41
Landers, Bill	1954-55
Lastinger, Shawn	1989-90, 90-91
Latiff, Andrew	2023-24
Latin, Greg	1969-70
Leshock, Jim	1961-62
Lester, J.E.	1927-28, 28-29, 29-30
Lewis, Jim	1957-58, 58-59
Leyte, Bas	2023-24
Logue, Todd	1991-92
Long, Jack	1946-47

M

Mack, Tevin	2019-20
Magee, Watson	1936-37, 37-38
Mahaffey, Donnie	1961-62, 62-63, 63-64
Mahaffey, Randy	1964-65, 65-66, 66-67
Mahaffey, Richie	1966-67, 67-68, 68-69, 69-70
Mahaffey, Tommy	1959-60, 60-61, 61-62
Marshall, Grayson	1984-85, 85-86, 86-87, 87-88
Martin, Bud	1970-71, 71-72, 72-73
Martin, Bruce	1991-92, 92-93, 93-94, 94-95
Mason, Jimmy	1990-91
Mathis, Troy	2005-06
Maxwell, Earle	1958-59, 60-61
Mays, James	2004-05, 05-06, 06-07, 07-08
McBride, O'Neil	2019-20, 20-21
McCants, Glen	1982-83, 83-84, 84-85, 85-86
McCullough, Tom	1950-51, 51-52, 52-53
McDaniels, K.J.	2011-12, 12-13, 13-14
McFadden, Banks	1937-38, 38-39, 39-40



ALL-TIME LETTERMEN

McGlone, Tom.....	1927-28
McGillan, Riley.....	2014-15, 15-16, 16-17
McGraw, John.....	1950-51, 51-52, 52-53
McIlwain, Tom.....	1942-43
McIntyre, Terrell.....	1995-96, 96-97, 97-98, 98-99
McKinstry, Rick.....	1979-80
McKnight, Jamar.....	2000-01, 01-02
Michael, Chris.....	1982-83, 83-84, 84-85, 85-86
Middlebrooks, Ben.....	2021-22, 22-23
Middleton, Larry.....	1985-86, 86-87
Milasnovich, Nick.....	1961-62, 62-63, 63-64
Milford, Lee.....	1941-42
Miller, Danny.....	1971-72
Miller, Johnny.....	1997-98, 98-99
Mitchell, Rod.....	1987-88, 88-89
Mitchell, Shelton.....	2016-17, 17-18, 18-19
Moise, Bob.....	1940-41, 41-42, 42-43
Moncrief, Eddie.....	1955-56, 56-57, 57-58
Mooneyhan, Jack.....	1943-44
Moore, Cheyenne.....	2004-05
Moore, Khavon.....	2019-20
Moore, O.C.....	1943-44
Moorer, Sonny.....	1950-51, 51-52, 52-53
Mooreman, Bob.....	1937-38, 38-39, 39-40
Morgan, Doc.....	1953-54, 54-55, 55-56
Morgan, Woody.....	1961-62, 62-63, 63-64
Morris, Byron.....	1992-93, 93-94
Morris, Matt.....	2004-05, 05-06, 06-07, 07-08
Murray, Joe.....	1950-51, 51-52, 52-53

N

Nagys, Tomas.....	1999-00, 00-01, 01-02, 02-03
Nance, Larry.....	1977-78, 78-79, 79-80, 80-81
Narcisse, Bryan.....	2008-09, 09-10, 10-11, 11-12
Narvin, Chuck.....	1961-62, 62-63
Nauseef, Daniel.....	2021-22, 22-23, 23-24
Nauseef, Jack.....	2021-22, 22-23
Neel, Jack.....	1947-48, 48-49, 49-50, 50-51
Newman, Aubrey.....	1920-21
Newman, Carter.....	1924-25, 25-26, 26-27
Newman III, John.....	2018-19, 19-20, 20-21
Nnoko, Landry.....	2012-13, 13-14, 14-15, 15-16

O

O'Dell, J.B.....	1927-28, 28-29
Odle, Danny.....	1971-72
Oglesby, Terrence.....	2007-08, 08-09
Oliver II, Anthony.....	2017-18

P

Parker, Boyd.....	1944-45
Patterson, Choppy.....	1959-60, 60-61, 62-63
Patterson, Marty.....	1973-74, 74-75
Paul, Tyrone.....	1990-91
Pennington, Clyde.....	1934-35, 35-36
Perry, Sam.....	2004-05, 05-06, 06-07, 07-08
Petrukonis, Karolis.....	2006-07, 07-08, 08-09, 09-10
Poole, Chris.....	2006-07
Poole, David.....	1978-79
Potter, David.....	2006-07, 07-08, 08-09, 09-10
Powell, J.D.....	1998-99, 99-00
Powell, Julius.....	2005-06, 06-07
Privette, Manning.....	1961-62, 62-63, 63-64
Prosper, Olivier-Maxence.....	2020-21
Pruitt, June.....	1945-46, 46-47, 47-48, 48-49
Pryor, Jerry.....	1985-86, 86-87, 87-88, 88-89

Q

Quinn, Dewey.....	1945-46, 46-47
-------------------	----------------

R

Ragland, Rayfield.....	1993-94, 94-95
Reed, Marcquise.....	2016-17, 17-18, 18-19
Reisinger, Jeff.....	1972-73, 73-74
Reynolds, Jim.....	1945-46, 48-49, 49-50
Rice, C.W.....	1935-36
Rice, Lamar.....	2003-04
Richardson, Ron.....	1949-50, 50-51, 51-52
Richie, Lou.....	1992-93, 93-94
Riddle, Furman.....	1946-47
Riddle, Leonard.....	1943-44, 46-47, 47-48, 48-49
Riley, Stick.....	1941-42, 42-43
Riser, Billy.....	1953-54, 54-55, 55-56
Rivers, K.C.....	2005-06, 06-07, 07-08, 08-09
Robertin, Legend.....	2015-16
Robinson, Marvin.....	1950-51, 51-52, 52-53
Robinson, Shawan.....	2002-03, 03-04, 04-05, 05-06
Rogers, Charlie.....	1973-74, 74-75, 75-76
Rollins, Tree.....	1973-74, 74-75, 75-76, 76-77
Rome, Stan.....	1974-75, 75-76, 76-77, 77-78
Rooks, Patrick.....	2014-15
Roper, Jordan.....	2012-13, 13-14, 14-15, 15-16
Ross, Bill.....	1978-79, 79-80, 80-81, 81-82
Ross, Jack.....	1969-70, 70-71
Ryan, Barry.....	1951-52, 52-53, 53-54, 54-55

S

Sapp, Patrick.....	1994-95
Sapp, T.J.....	2011-12
Schieffelin, Ian.....	2021-22, 22-23, 23-24
Scott, Curran.....	2019-20
Scott, Edward.....	1999-00, 00-01, 01-02, 02-03

Scott, Ihsan.....	1994-95
Sears, Walt.....	1941-42, 42-43
Seay, Gene.....	1955-56, 56-57
Seitz, Larry.....	1960-61, 61-62, 62-63
Shaffer, David.....	1981-82, 82-83, 83-84
Shample, Dutch.....	1957-58, 58-59, 59-60
Sharp, Frank.....	1943-44
Shay, Beau.....	2001-02, 02-03, 03-04
Shealy, Don.....	1954-55
Shook, Buddy.....	1953-54, 54-55
Shore, Harry.....	1933-34
Shuler, N.P.....	1932-33, 33-34
Shyatt, Geoff.....	2002-03
Shyatt, Jeremy.....	1999-00
Simms, Aamir.....	2017-18, 18-19, 19-20, 20-21
Simons, T.J.....	1931-32, 32-33, 33-34
Skara, David.....	2017-18, 18-19
Smith, Anthony.....	1991-92
Smith, Josh.....	2012-13, 13-14, 14-15, 15-16
Smith, Romaine.....	1929-30, 30-31, 31-32
Smith, Tanner.....	2008-09, 09-10, 10-11, 11-12
Smith, Tommy.....	1953-54, 54-55, 55-56
Snee, Johnny.....	1948-49, 49-50, 50-51, 51-52
Solomon, Will.....	1998-99, 99-00, 00-01
Spearman, M.W.....	1933-34, 34-35, 35-36
Spencer, Scott.....	2016-17, 17-18
Spender, George.....	1949-50, 50-51
Stanton, Cory.....	2010-11
Stitt, Demontez.....	2007-08, 08-09, 09-10, 10-11
Stockman, Tony.....	2000-01, 01-02
Stone, Rock.....	1954-55
Suit, Terrell.....	1971-72, 72-73, 73-74
Sullivan, Bernard.....	2011-12, 2012-13
Sutherland, Jim.....	1964-65, 65-66, 66-67
Swails, Alex.....	1933-34, 34-35
Swails, Jack.....	1967-68
Sykes, Raymond.....	2005-06, 06-07, 07-08, 08-09

T

Tabb, Michael.....	1994-95
Tait, Michael.....	1985-86, 86-87
Thomas, Dave.....	1968-69, 69-70, 70-71
Thomas, Dick.....	1967-68
Thomas, Doodle.....	1928-29, 29-30
Thomas, Elijah.....	2016-17, 17-18, 18-19
Tomera, Frank.....	1992-93, 93-94
Townsend, Bunny.....	1947-48, 48-49, 49-50, 50-51
Trapp, Clyde.....	2017-18, 18-19, 19-20, 20-21
Tyler, A.J.....	2006-07

Tyler, M.D.....	1944-45
Tyson, Hunter.....	2018-19, 19-20, 20-21, 21-22, 22-23
Tyson, Sean.....	1987-88, 89-90, 90-91

W

Walker, Keith.....	1978-79, 80-81
Wall, H. M.....	1934-35
Wallace, Corey.....	1991-92, 92-93, 93-94
Wallace, Dave.....	1960-61
Wallace, Warren.....	1982-83, 83-84
Ward, Joe.....	1981-82
Warren, Bill.....	1957-58, 58-59
Watts, Joey.....	1989-90, 1990-91
Weddell, Pete.....	1968-69, 69-70, 70-71
Wells, Ames.....	1951-52, 52-53, 53-54
Wells, Chubby.....	1976-77, 77-78, 78-79
Whitney, Chris.....	1991-92, 92-93
Whitt, Vincent.....	1996-97, 97-98, 98-99
Wideman, Tom.....	1995-96, 96-97, 97-98, 98-99
Wiggins, Chauncey.....	2022-23, 23-24
Wiggins, Mitchell.....	1979-80
White, James.....	1945-46
White, Javan.....	2018-19
William, Malik.....	2017-18
Williams, Billy.....	1977-78, 78-79, 79-80
Williams, John.....	1970-71, 71-72
Williams, W.C.....	1939-40
Wise, Skip.....	1974-75
Woni, Mohamed.....	1996-97, 97-98
Woodruff, Foggy.....	1927-28, 28-29, 29-30
Woodward, Henry.....	1932-33, 33-34, 34-35
Wright, Sharone.....	1991-92, 92-93, 93-94
Wyatt, Horace.....	1978-79, 79-80, 80-81, 81-82
Wyse, J. A.....	1944-45


Y

Yanutola, Jesse.....	2005-06, 06-07, 07-08, 08-09
Yarborough, Bill.....	1952-53, 53-54, 54-55, 55-56, 56-57
Yates, Ronnie.....	1968-69, 69-70
Yeary, Dick.....	1955-56, 56-57
Yockel, Vince.....	1955-56, 56-57, 57-58
Young, Andre.....	2008-09, 09-10, 10-11, 11-12
Young, David.....	1988-89, 89-90, 90-91

Z

Zane, Stewart.....	1978-79
Zatezalo, Butch.....	1967-68, 68-69, 69-70

Note: Current players in bold.



BUTCH ZATEZALO WAS A THREE-YEAR LETTERMAN FOR THE TIGERS FROM 1968-70.

ALL-TIME STARTING LINEUPS

1911-12 (4-0 Overall)

- G D.E. Hydrick, Fr., 4, 0.5 PPG
- G Johnny Kangeter, Jr., 4, 1.5 PPG
- C James Erwin, Jr., 4, 31.0 PPG
- F John Erwin, So., 4, 17.0 PPG
- F Andrew Evans, Jr., 3, 3.3 PPG

Note: James Erwin scored a school record 58 points vs. Butler Guards in the second game of a doubleheader with Furman on Feb. 9, 1912.

1912-13 (9-5 Overall)

- G Johnny Kangeter, Sr., 13, 0.5 PPG
- G Caughman, 14, 4.6 PPG
- C James Erwin, Sr., 11, 17.6 PPG
- F John Erwin, Jr., 14, 12.2 PPG
- F Earle Provost, Sr., 11, 1.6 PPG

1913-14 (1-3 Overall)

- G Walker, 2, 0.0 PPG
- G Caughman, 5, 6.8 PPG
- C W.P. Logan, So., 4, 1.3 PPG
- F John Erwin, Sr., 4, 16.3 PPG
- F Robert Thornton, Jr., 3, 1.0 PPG

Note: John Erwin was a player/coach of the Tigers this season. He finished his career averaging double figures for three seasons.

1914-15 (3-5 Overall)

- G N.M. Bull, So., 8, 6.4 PPG
- G Clough Gee, Sr., 7, 1.6 PPG
- C J.W. Stribling, Jr., 7, 2.4 PPG
- F Robert Thornton, Sr., 8, 10.4 PPG
- F John Glover, Sr., 7, 1.4 PPG

1915-16 (2-6-1 Overall)

- G Carlos Harris, Jr.
- G N.M. Bull, Jr.
- C J.W. Stribling, Sr.
- F Clarence Vincent, Sr.
- F Edgar Young, Sr.

Note: J.W. Stribling scored 50 points vs. Erskine on Feb. 17.

1916-17 (8-2 Overall)

- G Taliaferro Robertson, Sr., 8, 1.9 PPG
- G Walter Colbert, Fr., 10, 5.4 PPG
- C J.H. Garrau, Fr., 10, 9.0 PPG
- F John Watkins, So., 10, 12.0 PPG
- F Goode Bryan, Jr., 10, 9.6 PPG

1917-18 (3-2 Overall)

- G Walter Colbert, So.
- G Julian Robertson, Jr.
- C Charles Ford, Jr.
- F Goode Bryan, Sr.
- F John Watkins, Jr.

1918-19 (3-1 Overall)

- G Julian Robertson, Sr., 4, 13.5 PPG
- G Oliver Going, Jr., 3, 1.5 PPG
- C Charles Ford, Sr., 3, 2.7 PPG
- F J.R. Schenck, So., 4, 6.5 PPG
- F Joseph Black, Jr., 3, 5.0 PPG

1919-20 (8-6 Overall)

- G A.P. Coles, So.
- G Oliver Going, Sr.
- C Walter Colbert, Jr.
- F J.R. Schenk, Jr.
- F Joseph Black, Sr.

1920-21 (10-5 Overall)

- G W.E. Hines, Sr.
- G A.P. Coles, Jr.
- C James Spearman, Sr.
- F Walter Colbert, Sr.
- F Julian Schilleletter, Jr.

1921-22 (8-13 Overall, 0-3 SoCon)

- G Julian Schilleletter, Sr.
- G Bill Dorn, Sr.
- C R.F. Thornton, So.
- F Elias Day, Jr.
- F George Bryan, Jr.

1922-23 (11-6 Overall, 3-3 SoCon)

- G Folsom Colbert, So., 17, 4.1 PPG
- G Mills, 17, 1.5 PPG
- C Joe Wertz, Jr., 7, 1.8 PPG
- F Elias Day, Sr., 17, 12.3 PPG
- F George Bryan, Sr., 17, 5.1 PPG
- Top Sub:** Charlton Garrison, Jr., 7, 0.2 PPG

1923-24 (2-17 Overall 0-6 SoCon)

- G Folsom Colbert, Jr., 19, 1.4 PPG
- G Vaughn, 16, 2.9 PPG

- C Hagood, 13, 4.8 PPG
- F Charlton Garrison, Sr., 16, 1.3 PPG
- F Dotterer, 11, 1.7 PPG
- Top Subs:** Joe Wertz, Sr., 8, 2.5 PPG
Chandler, 7, 6.7 PPG

1924-25 (4-14 Overall, 3-2 SoCon)

- G Folsom Colbert, Sr., 18, 3.5 PPG
- G E.D. Palmer, Jr., 11, 0.5 PPG
- C Wallace Roy, Jr., 18, 4.3 PPG
- F Charles Johnson, Sr., 18, 4.8 PPG
- F Carter Newman, So., 18, 7.2 PPG
- Top Subs:** Robert Bunch, Sr., 6, 0.7 PPG

1925-26 (4-17 Overall, 1-7 SoCon)

- G H.L. Eskew, So., 19, 1.9 PPG
- G E.D. Palmer, Sr., 14, 1.0 PPG
- C Wallace Roy, Sr., 20, 5.9 PPG
- F John Brock, Jr., 14, 4.2 PPG
- F Carter Newman, Jr., 19, 6.5 PPG
- Top Subs:** Hendee, 6, 3.3 PPG

1926-27 (2-13 Overall, 1-7 SoCon)

- G H.L. Eskew, Jr., 12, 4.3 PPG
- G James O'Dell, So., 10, 2.2 PPG
- C McGlone, 15, 1.7 PPG
- F John Brock, Sr., 15, 6.9 PPG
- F Carter Newman, Sr., 10, 3.7 PPG

1927-28 (9-14 Overall, 5-7 SoCon)

- G Foggy Woodruff, 13, 1.2 PPG
- G J.E. Lester, 20, 2.9 PPG
- C McGlone, 22, 8.1 PPG
- F Hewitt 18, 7.9 PPG
- F H.L. Eskew, Sr., 15, 4.6 PPG
- Top Subs:** Bob Jones, So., 10, 0.7 PPG
Asbill, 6, 4.1 PPG

1928-29 (15-12 Overall, 6-4 SoCon)

- G J.E. Lester, 27, 3.0 PPG
- G Foggy Woodruff, 16, 1.0 PPG
- C Ted Crane, 22, 6.3 PPG
- F Doodle Thomas, 25, 6.6 PPG
- F James O'Dell, Sr., 14, 5.3 PPG
- Top Subs:** Hewett 6, 6.7 PPG
Bob Jones, Jr., 9, 2.2 PPG
Crawford, 10, 2.0 PPG

1929-30 (16-9 Overall, 8-4 SoCon)

- G Foggy Woodruff
- G Harold Clark, So.
- C Ted Crane
- F Doodle Thomas
- F Bob Jones, Sr.

1930-31 (6-7 Overall, 3-5 SoCon)

- G Romaine Smith, 13, 6.9 PPG
- G Harold Clark, Jr., 13, 4.5 PPG
- C Ted Crane, 13, 6.1 PPG
- F J.D. Gibson, Jr., 13, 6.1 PPG
- F J.H. Davis, Fr., 13, 4.5 PPG
- Top Subs:** Pat Calhoun, Jr., 6, 3.2 PPG
Johnson Craig, So., 7, 1.4 PPG

1931-32 (7-13 Overall, 2-9 SoCon)

- G Harold Clark, Sr., 12, 3.9 PPG
- G Pat Calhoun, Sr., 18, 4.9 PPG
- C Ted Simons, So., 16, 6.6 PPG, SO
- F Joe Sherman, So., 18, 6.6 PPG
- F J.H. Davis, So., 10, 3.1 PPG
- Top Subs:** Wood, 7, 2.5 PPG
Johnson Craig, Jr., 9, 1.8 PPG
- Note:** Calhoun won the Clemson University Norris Medal.

1932-33 (10-9 Overall, 0-1 SoCon)

- G Bill Dobson, So., 16, 5.3 PPG
- G Henry Woodard, 18, 5.1 PPG
- C Johnson Craig, Sr., 14, 5.3 PPG
- F Bill Dillard, So., 16, 6.3 PPG
- F Ted Simons, Jr., 13, 6.2 PPG
- Top Subs:** N.P. Shuler, 11, 2.0 PPG
J.H. Davis, 11, 1.6 PPG

1933-34 (7-12 Overall, 0-6 SoCon)

- G N.P. Shuler, Sr., 13, 2.5 PPG
- G Thomas Brown, So., 10, 2.1 PPG
- C Ted Simons, Sr., 11, 4.5 PPG
- F Bill Dobson, Jr., 15, 4.7 PPG
- F Bill Dillard, Jr., 13, 5.5 PPG
- Top Subs:** Armstrong Swails, 7, 3.2 PPG
M.W. Spearman, 6, 2.8 PPG

1934-35 (15-3 Overall, 3-1 SoCon)

- G Thomas Brown, Jr., 17, 2.1 PPG
- G Henry Woodard, 15, 2.9 PPG
- C Armstrong Swails, Sr., 18, 11.4 PPG
- F Bill Dobson, Sr., 14, 2.7 PPG

- F Bill Dillard, Sr., 17, 6.2 PPG
- Top Subs:** Clyde Pennington, Jr., 4, 5.6 PPG
M.W. Spearman, Jr., 4, 3.6 PPG

1935-36 (15-7 Overall, 5-5 SoCon)

- G M.W. Spearman, Sr., 22, 6.5 PPG
- G Thomas Brown, Sr., 21, 2.8 PPG
- C William Bryce, Jr., 19, 6.1 PPG
- F Clyde Pennington, Sr., 22, 10.2 PPG
- F Ed Kitchens, So., 14, 4.3 PPG
- Top Sub:** Bobby Cheves, So., 12, 4.5 PPG

1936-37 (6-15 Overall, 2-7 SoCon)

- G Jack Bryce, So., 20, 5.0 PPG
- G Ed Kitchens, Jr., 19, 5.4 PPG
- C William Bryce, Sr., 20, 7.0 PPG
- F Bobby Cheves, Jr., 21, 7.4 PPG
- F Watson Magee, So., 11, 2.2 PPG
- Top Subs:** Jackson, 2, 2.0 PPG
Miller, 5, 3.3 PPG

1937-38 (16-7 Overall, 9-4 SoCon)

- G Ed Kitchens, Sr., 23, 7.7 PPG
- G Jack Bryce, Jr., 23, 3.8 PPG
- C Banks McFadden, So., 23, 13.3 PPG
- F Watson Magee, Jr., 23, 4.1 PPG
- F Bobby Cheves Sr., 23, 7.6 PPG
- Top Subs:** Gene Flathman, Jr., 23, 1.9 PPG
Bob Moorman, So., 19, 0.8 PPG
Doodle Thomas, Jr., 14, 0.7 PPG

1938-39 (16-8 Overall, 6-6 SoCon)

- C Banks McFadden, Jr., 24, 11.8 PPG
- G Stan Lancaster, So., 24, 6.0 PPG
- G Bob Moorman, Jr., 24, 4.5 PPG
- F Dude Buchanan, So.
- F Jack Bryce, Sr., 24, 6.0 PPG
- Top Subs:** Thurston Bagnall Jr., 9, 1.2 PPG
Gene Flathman, Sr., 24, 2.9 PPG
- Note:** Won Southern Conference Tournament Championship.

1939-40 (9-12 Overall, 9-7 SoCon)

- G Stan Lancaster, Jr., 21, 7.0 PPG
- G Bob Moorman, Sr., 21, 4.1 PPG
- C Banks McFadden, Sr., 16, 13.7 PPG
- F Dude Buchanan, Jr.
- F Barney Coyle, Jr., 20, 6.1 PPG
- Top Subs:** Thurston Bagnall, Sr., 12, 2.9 PPG
Whitey Graham, So., 9, 2.6 PPG

1940-41 (8-14 Overall, 7-8 SoCon)

- G Stan Lancaster, Sr., 22, 7.0 PPG
- G Whitey Graham, Jr., 18, 3.2 PPG
- C Bill Chipley, So., 22, 5.9 PPG
- F Dude Buchanan, Sr., 22, 11.1 PPG
- F Marion Hawk Craig, So., 22, 12.7 PPG
- Top Subs:** Joe Blalock, So., 13, 5.2 PPG
Bob Moise, So., 20, 1.3 PPG
Russ Abee, Sr., 15, 1.3 PPG

1941-42 (3-14 Overall, 2-10 SoCon)

- G Lee Milford, Jr., 17, 2.8 PPG
- G Walt Sears, Jr., 16, 6.1 PPG
- C Bill Chipley Jr., 9, 5.7 PPG
- F Whitey Graham, Sr., 16, 6.3 PPG
- F Frank Hill, So., 17, 3.4 PPG
- Top Subs:** Marion Hawk Craig, Jr., 7.8 PPG
Pete Lambrakos, So., 17, 3.5 PPG
R.A. Riley, So., 15, 4.1 PPG

1942-43 (3-13 Overall, 0-10 SoCon)

- G Walt Sears, Sr., 13, 5.2 PPG
- G Bob Moise, Sr., 16, 3.0 PPG
- C R.A. Riley, Jr., 16, 6.5 PPG
- F Marion Hawk Craig, Sr., 13.1 PPG
- F S.W. Freeny, Sr., 12, 2.8 PPG
- Top Subs:** Chip Clark, So., 11, 2.6 PPG
L.T. Gillespie, So., 11, 1.9 PPG
Frank Hill, Jr., 14, 1.9 PPG
Pete Lambrakos, Jr., 12, 3.3 PPG

1943-44 (1-10 Overall, 1-2 SoCon)

- G Eddis Freeman, Fr., 11, 7.0 PPG
- G Leonard Riddle, Fr., 11, 11.4 PPG
- C Frank Sharp, Fr., 11, 7.2 PPG
- F Bolick, R.A., So., 9, 1.3 PPG
- F Murry Davis, So., 8, 2.0 PPG
- Top Subs:** H.W. Chappell, So., 11, 0.7 PPG
Kennedy, So., 5, 0.8 PPG
Pete Lambrakos, Sr., 6, 2.3 PPG

1944-45 (8-8 Overall, 3-5 SoCon)

- G Bobby Boyd, So., 14, 7.1 PPG
- G Eddis Freeman, So., 16, 11.1 PPG
- C G.D. Graham, So., 15, 4.8 PPG
- F M.D. Tyler, So., 16, 4.7 PPG



ALL-TIME STARTING LINEUPS

F J.A. Wyse, So., 16, 5.1 PPG
Top Subs: Boyd Parker, So., 14, 3.9 PPG
 Poulos, So., 6, 4.8 PPG

1945-46

(9-11 Overall, 5-7 SoCon)
 G Chuck Sarratt, So., 10, 2.5 PPG
 G Dewey Quinn, So., 20, 6.1 PPG
 C George Doyle, So., 19, 7.2 PPG
 F June Pruitt, Fr., 20, 12.3 PPG
 F Jim Reynolds, So., 19, 8.7 PPG
Top Subs: Dwight Bell, Fr., 18, 2.4 PPG
 Chip Clark, Sr., 17, 3.8 PPG
 Eddis Freeman, Jr., 18, 3.9 PPG

1946-47

(7-13 Overall, 2-12 SoCon)
 G Frank Gillespie, So., 20, 6.5 PPG
 G Dewey Quinn, Jr., 20, 7.9 PPG
 C W.A. Holshouser, Fr., 20, 8.6 PPG
 F June Pruitt, So., 20, 10.4 PPG
 F Furman Riddle, So., 19, 6.9 PPG
Top Subs: Leonard Riddle, So., 18, 5.4 PPG
 Dwight Bell, So., 19, 1.2 PPG
 Eddis Freeman, Sr., 16, 1.3 PPG

1947-48

(6-17 Overall, 3-14 SoCon)
 G Frank Gillespie, Jr., 6.2 PPG
 G Leonard Riddle, Jr., 11.5 PPG
 C W.A. Holshouser, So., 23, 9.6 PPG
 F Harold Jordan, Jr., 22, 7.0 PPG
 F June Pruitt, Jr., 12.7 PPG
Top Subs: Wayne Keelin, So., 20, 5.1 PPG
 Dwight Bell, Jr., 22, 3.3 PPG
 Jack Neel, Fr., 20, 2.2 PPG

1948-49

(10-11 Overall, 6-9 SoCon)
 G Leonard Riddle, Sr., 10, 6.6 PPG
 G Johnny Snee, Fr., 15, 7.2 PPG
 C Dwight Bell, Sr., 15, 5.6 PPG
 F Doug Haugk, So., 19, 10.9 PPG
 F Jim Reynolds, Jr., 12, 10.5 PPG
Top Subs: Frank Gillespie Sr., 15, 5.3 PPG
 W.A. Holshouser, Jr., 19, 4.6 PPG
 June Pruitt, Sr., 16, 10.1 PPG

1949-50

(10-10 Overall, 8-8 SoCon)
 G Johnny Snee, So., 20, 13.9 PPG
 G George Spender, So., 19, 7.6 PPG
 C Ron Richardson, So., 20, 6.8 PPG
 F Doug Haugk, Jr., 18, 12.6 PPG
 F Jim Reynolds, Sr., 20, 11.5 PPG
Top Subs: Julius Townsend, Jr., 20, 4.9 PPG
 W.A. Holshouser, 19, 4.5 PPG

1950-51

(11-7 Overall, 9-4 SoCon)
 G Sonny Moorer, So., 17, 6.9 PPG
 G Johnny Snee, Jr., 18, 16.8 PPG
 C John McGraw, So., 14, 8.7 PPG
 F Doug Haugk, Sr., 18, 15.7 PPG
 F Marvin Robinson, So., 18, 5.3 PPG
Top Sub: Ron Richardson, Jr., 18, 6.1 PPG

1951-52

(17-7 Overall, 11-4 SoCon)
 G Sonny Moorer, Jr., 21, 5.8 PPG
 G Johnny Snee, Sr., 24, 14.8 PPG
 C Ron Richardson, Sr., 24, 11.5 PPG
 F Tommy McCollough, Jr., 24, 9.5 PPG
 F Marvin Robinson, Jr., 24, 11.1 PPG
Top Subs: Joe Murray, Jr., 21, 4.8 PPG
 John McGraw, Jr., 24, 6.9 PPG

1952-53

(8-10 Overall)
 G Sunny Moorer, 5-10, Sr., 18, 4.8, 3.9, .274, .655
 G Joe Murray, 5-10, Sr., 17, 7.0, 4.9, .285, .673
 C John McGraw, 6-6, Sr., 18, 13.8, 11.1, .366, .683
 F Tom McCullough, 6-4, Sr., 18, 12.0, 10.9, .390, .470
 F Marvin Robinson, 6-3, Sr., 17, 12.1, 10.4, .324, .585
Top Subs: Bill Yarborough, G, 6-1, Fr., 7.5 PPG, 1.5 RPG
 Ames Wells, G, 5-8, Jr., 4.6 PPG, 1.4 RPG

ACC ERA STARTING LINEUPS

Note: Line on each player includes name, position, height, class, games started, points per game, rebounds per game, field goal percentage and free throw percentage. Number of games started is unavailable for some seasons.

1953-54

(5-18 Overall, 0-9 ACC)
 G Ames Wells, 5-8, Sr., 17, 15.2, 3.0, .413, .664
 G Bruce Holzschuh, 6-2, Jr., 17, 8.2, 5.0, .354, .563
 C Charley Gage, 6-4, Sr., 17, 9.1, 11.3, .400, .614
 F Barry Ryan, 6-1, Jr., 17, 9.6, 5.8, .331, .686
 F Buddy Shook, 6-3, So., 13, 6.8, 6.7, .265, .558
Top Subs: Bill Yarborough, 6-0, So., 15.7 PPG, 2.2 RPG
 Tommy Smith, 6-4, So., 4.5 PPG, 4.7 RPG
Note: Yarborough redshirted the season due to injury.

1954-55

(2-21 Overall, 0-14 ACC)
 G Bill Yarborough, 6-0, So., 28.3, 3.6, .396, .793
 G Bruce Holzschuh, 6-1, Sr., 9.8, 6.4, .334, .666
 C Bill Riser, 6-7, Sr., 4.4, 8.6, .352, .583
 F Rock Stone, 6-4, Jr., 5.5, 5.6, .339, .667
 F Tommy Smith, 6-4, Jr., 10.3, 9.6, .417, .737
Note: Yarborough was fourth in the nation in scoring.

1955-56

(9-17 Overall, 1-13 ACC)
 G Bill Yarborough, 6-0, Jr., 18.7, 4.0, .379, .728
 G Tom Cameron, 6-2, So., 13.8, 2.3, .380, .636
 C Gene Seay, 6-6, Jr., 12.6, 10.5, .418, .730
 F Tommy Smith, 6-4, Sr., 6.4, 3.7, .496, .590
 F Vince Yockel, 6-3, So., 20.9, 8.4, .441, .716
Top Subs: Ed Brinkley, C, 6-0, So., 6.9 PPG, 7.8 RPG
 Dick Yeary, G, 6-6, So., 5.9 PPG, 1.8 RPG
Note: Team was ninth in the nation in scoring.

1956-57

(7-17 Overall, 3-11 ACC)
 G Tom Cameron, 6-2, Jr., 19, 12.0, 2.3, .234, .728
 G Bill Yarborough, 6-0, Sr., 13, 14.2, 2.5, .413, .797
 C Ed Brinkley, 6-6, Jr., 22, 13.5, 7.4, .468, .778
 F Vince Yockel, 6-3, Jr., 23, 19.8, 6.9, .418, .738
 F Gene Seay, 6-6, Sr., 20, 9.9, 7.5, .399, .748
Top Subs: Doug Hoffman, G, 6-2, So., 5.5 PPG, 4.8 RPG
Notes: Team was ninth in the nation in free throw percentage ... team defeated No. 8 NC State 96-94 in overtime for Clemson's first-ever win over a ranked team.

1957-58

(8-16 Overall, 4-10 ACC)
 G Ed Brinkley, 6-6, Sr., 24, 9.5, 5.9, .371, .769
 G Doug Hoffman, 6-2, Jr., 24, 10.7, 6.0, .436, .568
 C Walt Gibbons, 6-7, So., 11, 10.1, 6.3, .417, .820
 F George Krajack, 6-3, So., 24, 11.2, 6.9, .457, .724
 F Vince Yockel, 6-3, Sr., 24, 13.8, 3.8, .417, .774
Top Subs: Don Carver, F, 6-4, So., 5.7 PPG, 4.5 RPG
 Dutch Shamble, G, 6-0, So., 4.5 PPG, 1.2 RPG

1958-59

(8-16 Overall, 5-9 ACC)
 G Dutch Shamble, 6-3, Jr., 14, 5.0, 2.4, .277, .692
 G George Krajack, 6-3, Jr., 23, 13.0, 6.4, .415, .704
 C Walt Gibbons, 6-7, Jr., 12, 6.6, 5.2, .335, .738
 F Don Carver, 6-4, Jr., 15, 9.1, 3.7, .397, .600
 F Doug Hoffman, 6-2, Sr., 23, 10.8, 5.9, .346, .693
Top Subs: Ed Krajack, G, So., 6-3, 4.1 PPG, 2.2 RPG
 Frank Clarke, C, Jr., 6-7, 1.7 PPG, 2.4 RPG

1959-60

(10-16 Overall, 4-10 ACC)
 G Choppy Patterson, 6-0, So., 26, 16.4, 5.0, .376, .812
 G Ed Krajack, 6-4, Jr., 26, 8.8, 4.4, .429, .722
 C Tom Mahaffey, 6-7, So., 24, 7.5, 7.5, .465, .662
 F George Krajack, 6-3, Sr., 26, 13.0, 6.3, .368, .649
 F Walt Gibbons, 6-7, Sr., 23, 8.0, 6.3, .352, .691
Top Subs: Don Carver, F, 6-4, Sr., 5.0 PPG
 Dutch Shamble, G, 6-0, Sr., 3.3 PPG
Note: Patterson was 16th in the nation in free throw percentage.

1960-61

(10-16 Overall, 5-9 ACC)
 G Choppy Patterson, 6-1, Jr., 26, 19.0, 3.5, .374, .844
 G Ed Krajack, 6-4, Sr., 26, 10.2, 4.6, .398, .791
 C Earle Maxwell, 6-7, Sr., 26, 13.8, 10.9, .430, .715
 F Tommy Mahaffey, 6-7, Jr., 26, 13.1, 11.3, .434, .581
 F Dave Wallace, 6-6, Jr., 15, 4.8, 5.5, .302, .632
Top Subs: Bob Benson, G, 6-2, Jr., 4.0 PPG
 Larry Seitz, F, 6-4, So., 2.4 PPG, 1.9 RPG
Note: Patterson was eighth in the nation in free throw percentage.

1961-62

(12-15 Overall, 4-10 ACC)
 G Jim Brennan, 6-2, So., 27, 17.1, 2.5, .429, .779
 G Nick Milasnovich, 6-2, So., 23, 14.8, 3.1, .443, .774
 C Donnie Mahaffey, 6-8, Jr., 25, 10.3, 6.8, .421, .627
 F Woody Morgan, 6-7, So., 15, 6.1, 5.8, .409, .546
 F Mike Bohonak, 6-2, So., 25, 5.6, 5.0, .379, .682
Top Subs: Tommy Mahaffey, F, 6-7, Sr., 8.0 PPG, 6.7 RPG
 Gary Burnisky, F, 6-5, So., 6.4 PPG, 3.6 RPG
Note: Advanced to ACC Tournament Championship Game.

1962-63

(12-13 Overall, 5-9 ACC)
 G Jim Brennan, 6-3, Jr., 22, 16.6, 3.8, .415, .828
 G Choppy Patterson, 6-0, Sr., 18, 8.8, 2.3, .382, .698
 C Donnie Mahaffey, 6-8, Jr., 25, 10.6, 10.7, .465, .615
 F Gary Burnisky, 6-6, Jr., 19, 8.6, 4.6, .447, .800
 F Woody Morgan, 6-7, Jr., 24, 5.5, 7.3, .367, .508
Top Subs: Nick Milasnovich, G, 6-1, Jr., 8.0 PPG, 2.2 RPG
 Mike Bohonak, F, 6-2, Jr., 6.3 PPG, 3.9 RPG
Note: Brennan was 20th nationally in free throw percentage.

1963-64

(13-12 Overall, 8-6 ACC)
 G Jim Brennan, 6-3, Sr., 24, 18.3, 4.3, .429, .832
 G Nick Milasnovich, 6-2, Sr., 18, 7.6, 1.9, .404, .644
 C Donnie Mahaffey, 6-8, Sr., 24, 9.3, 8.9, .486, .496
 F Mike Bohonak, 6-2, Sr., 19, 7.3, 5.4, .395, .667
 F Gary Burnisky, 6-5, Sr., 25, 14.4, 7.8, .456, .898
Top Subs: Woody Morgan, F, 6-7, Sr., 5.3 PPG, 5.2 RPG
 Garry Helms, F, 6-4, So., 3.5 PPG, 0.9 RPG

1964-65

(8-15 Overall, 4-10 ACC)
 G Jim Sutherland, 6-5, So., 22, 16.3, .457, .783
 G Buddy Benedict, 5-8, Jr., 22, 8.4, 3.2, .418, .605
 C Randy Mahaffey, 6-7, So., 23, 17.3, 9.7, .498, .697
 F Garry Helms, 6-4, Jr., 20, 11.2, 4.4, .446, .700
 F Hank Channell, 6-5, So., 13, 8.2, 4.4, .493, .537
Top Subs: Ken Gardner, F, 6-5, So., 4.5 PPG, 2.8 RPG
 Joe Ayoub, G, 6-0, So., 3.9 PPG, 2.0 RPG

1965-66

(15-10 Overall, 8-6 ACC)
 G Buddy Benedict, 5-8, Sr., 21, 6.3, 2.0, .377, .650
 G Jim Sutherland, 6-5, Jr., 24, 16.7, 5.2, .428, .850
 C Randy Mahaffey, 6-7, Jr., 25, 14.2, 10.2, .438, .699
 F Garry Helms, 6-4, Sr., 25, 19.2, 4.2, .515, .765
 F Ken Gardner, 6-5, Jr., 18, 12.2, 8.7, .531, .720
Top Subs: Hank Channell, F, 6-5, Jr., 4.3 PPG, 3.3 RPG
 Walt Ayers, F, 6-5, Jr., 3.4 PPG, 3.2 RPG
Note: Sutherland ranked 14th in the nation in free throw percentage.

1966-67

(17-8 Overall, 9-5 ACC)
 G Jim Sutherland, 6-5, Sr., 25, 18.8, 4.8, .435, .897
 G Joe Ayoub, 6-0, Sr., 25, 6.6, 4.4, .407, .742
 C Randy Mahaffey, 6-7, Sr., 25, 16.8, 9.0, .508, .641
 F Ken Gardner, 6-6, Sr., 24, 13.1, 7.2, .498, .780
 F Richie Mahaffey, 6-7, So., 23, 10.2, 7.8, .455, .628
Top Subs: Walt Ayers, F, 6-5, Sr., 4.8 PPG
 Hank Channell, F, 6-5, Sr., 3.1 PPG
Notes: Sutherland ranked fourth in the NCAA in free throw percentage ... beat all four ACC North Carolina schools in one week.

1967-68

(4-20 Overall, 3-11 ACC)
 G Butch Zatezalo, 5-11, So., 24, 23.0, 2.6, .367, .821
 G Dick Thomas, 6-3, Jr., 21, 7.6, 3.0, .406, .622
 C Richie Mahaffey, 6-7, Jr., 24, 16.6, 11.5, .452, .660
 F Trip Jones, 6-5, Jr., 22, 9.9, 9.6, .467, .691
 F Dave Demsey, 6-4, Sr., 13, 3.9, 3.0, .324, .513
Top Subs: Curt Eckard, 6-5, Jr., 5.7 PPG
 Denny Danko, 6-3, Jr., 3.1 PPG

1968-69

(6-19 Overall, 2-12 ACC)
 G Butch Zatezalo, 5-11, Jr., 25, 25.8, 3.6, .424, .825
 G Dave Thomas, 6-1, So., 24, 10.3, 2.4, .439, .686
 C Curt Eckard, 6-5, Sr., 16, 6.4, 4.1, .472, .552
 F Ronnie Yates, 6-4, Jr., 20, 12.4, 6.2, .432, .608
 F John Coakley, 6-2, So., 11, 4.9, 1.8, .311, .561
Top Subs: Richie Mahaffey, C, 6-7, Sr., 12.8 PPG
 Trip Jones, F, 6-5, Sr., 7.0 PPG
Notes: Zatezalo ranked 14th in the nation and first in the ACC in scoring ... Mahaffey was injured in 10th game and redshirted the season ... first year of Littlejohn Coliseum.

1969-70

(7-19 Overall, 2-12 ACC)
 G Butch Zatezalo, 5-11, Sr., 26, 21.7, 2.2, .441, .817
 G Dave Thomas, 6-1, Jr., 26, 11.6, 2.9, .416, .621
 C Richie Mahaffey, 6-7, Sr., 15, 14.8, 9.1, .529, .571
 F Greg Latin, 6-7, Sr., 24, 12.9, 8.6, .430, .643
 F Dickie Foster, 6-6, Jr., 24, 8.0, 7.4, .518, .634
Top Subs: Ronnie Yates, F, 6-4, Sr., 10.6 PPG
 John Coakley, G, 6-2, Jr., 4.2 PPG

1970-71

(9-17 Overall, 3-11 ACC)
 G Dave Thomas, 6-1, Sr., 26, 13.0, 3.3, .453, .733
 G Bo Hawkins, 5-10, Jr., 16, 3.6, 1.5, .354, .600
 C Dave Angel, 6-11, So., 24, 13.7, 6.9, .517, .661
 F Dickie Foster, 6-6, Sr., 26, 9.2, 6.9, .397, .544
 F Pete Weddell, 6-6, Sr., 10, 5.4, 3.1, .511, .651
Top Subs: Bud Martin, G, 6-1, So., 5.7 PPG
 John Coakley, G, 6-2, Sr., 4.8 PPG

1971-72

(10-16 Overall, 2-10 ACC)
 G Terrell Suit, 6-0, So., 19, 11.2, 2.3, .407, .753
 G Bo Hawkins, 5-10, Jr., 16, 3.6, 1.5, .354, .600
 C Dave Angel, 6-11, Jr., 23, 13.9, 9.7, .450, .709
 F Denny Odle, 6-5, So., 24, 13.2, 6.6, .436, .696
 F Mike Browning, 6-7, Jr., 25, 11.9, 7.3, .446, .715
Top Subs: Bud Martin, G, 6-1, Jr., 6.4 PPG
 Jive Brown, G, 6-2, Jr., 3.9 PPG

1972-73

(12-14 Overall, 4-8 ACC)
 G Van Gregg, 6-2, So., 21, 13.6, 3.3, .410, .773
 G Terrell Suit, 6-0, Jr., 14, 7.1, 1.9, .419, .788
 Bud Martin, 6-0, Sr., 14, 5.8, 2.0, .446, .842
 C Dave Angel, 6-11, Sr., 19, 8.8, 6.7, .484, .709
 F Mike Browning, 6-6, Sr., 13, 8.5, 4.9, .459, .594
 F Jeff Reisinger, 6-6, Jr., 26, 11.7, 6.6, .528, .782
Top Subs: Wayne Croft, C, 6-9, So., 4.8 PPG
 Jive Brown, G, 6-1, Sr., 4.7 PPG

1973-74

(14-12 Overall, 3-9 ACC)
 G Van Gregg, 6-2, Jr., 26, 13.8, 3.2, .385, .790
 G Jo Jo Bethea, 6-1, Jr., 16, 3.3, 1.5, .321, .600
 C Tree Rollins, 7-1, Fr., 26, 12.4, 12.2, .543, .629
 F Wayne Croft, 6-9, Jr., 25, 11.2, 8.0, .480, .800
 F Jeff Reisinger, 6-6, Sr., 20, 9.4, 4.9, .472, .815
Top Subs: Terrell Suit, G, 6-0, Sr., 5.7 PPG
 Bruce Harman, G, 6-0, Sr., 3.7 PPG

ALL-TIME STARTING LINEUPS

1974-75

(17-11 Overall, 8-4 ACC)

- G Skip Wise, 6-4, Fr., 20, 18.5, 3.1, .489, .754
- G Jo Jo Bethea, 6-1, Sr., 28, 6.4, 1.5, .533, .647
- C Tree Rollins, 7-1, So., 28, 13.0, 11.7, .497, .597
- F Wayne Croft, 6-9, Sr., 28, 7.7, 7.5, .428, .589
- F Stan Rome, 6-5, Fr., 22, 10.4, 4.7, .428, .676

Top Subs: Colon Abraham, F, 6-7, Fr., 7.2 PPG
Van Gregg, G, 6-2, Sr., 6.6 PPG

Notes: Wise became the league's first first-team All-ACC choice as a freshman ... nine of the 11 losses were by five points or less ... beat three top-10 teams: Maryland (No. 3), North Carolina (No. 10), NC State (No. 4) ... advanced to NIT for first time ... ranked 19th in the nation in final UPI poll.

1975-76

(18-10 Overall, 5-7 ACC)

- G Bruce Harman, 6-1, Sr., 25, 7.0, 1.1, .542, .515
- G John Franken, 6-1, Jr., 15, 4.2, 1.4, .390, .600
- C Tree Rollins, 7-1, Jr., 28, 13.7, 11.0, .543, .566
- F Colon Abraham, 6-7, So., 26, 9.4, 3.9, .523, .720
- F David Brown, 6-8, Jr., 20, 11.6, 6.0, .527, .798

Top Subs: Stan Rome, F, 6-4, So., 11.7 PPG
Greg Coles, G, 6-0, Fr., 8.7 PPG

Notes: Beat No. 5 Wake Forest and No. 2 Maryland in back-to-back road games ... team 10th in nation in field goal percentage.

1976-77

(22-6 Overall, 8-4 ACC)

- G Derrick Johnson, 6-2, So., 23, 8.5, *6.0, .513, .887
- G John Franken, 6-1, Sr., 12, 4.6, 1.8, .413, .483
- C Tree Rollins, 7-1, Sr., 28, 14.1, 12.8, .580, .632
- F Stan Rome, 6-4, Jr., 27, 15.3, 3.3, .551, .617
- F David Brown, 6-8, Sr., 18, 7.1, 5.2, .448, .766

Top Subs: Colon Abraham, F, 6-7, Jr., 12.8 PPG
Greg Coles, G, 6-0, So., 8.6 PPG

Notes: Beat No. 4 North Carolina and No. 4 Wake Forest ... Rollins ranked 12th in the nation and led the ACC in rebounding ... team was seventh in field goal percentage defense, second in scoring margin, and 14th in scoring ... reached No. 10 ranking at mid-season ... Rollins was a first-round pick of the Atlanta Hawks.

1977-78

(15-12 Overall, 3-9 ACC)

- G Stan Rome, 6-5, Sr., 24, 12.7, 3.1, .448, .612
- G Derrick Johnson, 6-2, Jr., 25, 10.3, *5.1, .532, .838
- C Chubby Wells, 6-5, Jr., 22, 7.9, 4.9, .561, .667
- F Jimmy Howell, 6-7, Sr., 16, 8.7, 5.1, .541, .769
- F Colon Abraham, 6-7, Sr., 25, 10.7, 3.3, .527, .719

Top Subs: John Campbell, C, 6-10, So., 9.4 PPG, 7.2 RPG
Greg Coles, G, 6-2, Jr., 8.8 PPG

Notes: Team ranked 13th nationally in field goal percentage; * - assist average

1978-79

(19-10 Overall, 5-7 ACC)

- G Billy Williams, 6-3, Jr., 28, 13.2, 2.2, .527, .739
- G Bobby Conrad, 6-0, Jr., 17, 4.7, *3.5, .439, .806
- C John Campbell, 6-10, Jr., 11, 5.6, 4.6, .568, .593
- F Marvin Dickerson, 6-6, Sr., 28, 7.9, 4.9, .522, .635
- F Larry Nance, 6-10, So., 28, 11.1, 7.2, .519, .636

Top Subs: Derrick Johnson, G, 6-2, Sr., 7.9 PPG
Horace Wyatt, F, 6-9, Fr., 5.9 PPG

Notes: Won Sun Bowl Tourney ... beat Kentucky at Kentucky, 68-67 in OT, in what was then the largest crowd ever for NIT game; * - assist average

1979-80

(23-9 Overall, 8-6 ACC)

- G Billy Williams, 6-3, Sr., 32, 17.6, 3.3, .535, .748
- G Bobby Conrad, 6-2, Sr., 32, 7.8, *4.9, .500, .726
- C John Campbell, 6-10, Sr., 27, 10.9, 6.4, .580, .556
- F Larry Nance, 6-10, Jr., 32, 13.9, 8.1, .515, .598
- F Horace Wyatt, 6-10, So., 31, 8.0, 4.8, .481, .667

Top Subs: Fred Gilliam, F, 6-8, Fr., 6.6 PPG
Chris Dodds, G, 6-0, So., 5.9 PPG
Mitchell Wiggins, G, 6-4, So., 5.5 PPG

Notes: Reached Final Eight of NCAA Tournament ... defeated six top-20 teams, a school record ... beat No. 1 Duke before record crowd of 13,853 ... Williams was first-team All-ACC selection ... reached No. 10 rank in AP in mid-February ... team ranked 16th in the nation in scoring margin; * - assist average

1980-81

(20-11 Overall, 6-8 ACC)

- G Chris Dodds, 6-0, Jr., 31, 11.5, *6.0, .529, .731
- G Vincent Hamilton, 6-4, Fr., 22, 8.8, 4.6, .536, .730
- C Bill Ross, 6-10, Jr., 20, 5.8, 3.9, .473, .548
- F Larry Nance, 6-10, Sr., 27, 15.9, 7.6, .575, .690
- F Fred Gilliam, 6-8, So., 24, 9.3, 3.9, .473, .851

Top Subs: Horace Wyatt, F, 6-10, Jr., 8.4 PPG
Clarke Bynum, F, 6-7, Fr., 6.8 PPG

Notes: Lost in first round of the NIT ... Nance was a first-round pick of the Phoenix Suns ... Nance was a second-team All-ACC selection ... won Rainbow Classic, beat eventual NCAA champion Indiana ... beat No. 5 Wake Forest.

1981-82

(14-14 Overall, 4-10 ACC)

- G Vincent Hamilton, 6-4, So., 28, 15.0, 4.8, .586, .806
- G Mike Eppley, 6-2, So., 15, 4.3, *4.2, .437, .750
- C Horace Wyatt, 6-10, Sr., 28, 11.0, 6.7, .601, .630
- F Fred Gilliam, 6-9, Jr., 26, 10.7, 5.3, .478, .829
- F David Shaffer, 6-7, Fr., 16, 6.5, 3.3, .483, .754

Top Subs: Bill Ross, C, 6-10, Sr., 5.6 PPG
Clarke Bynum, F, 6-7, So., 5.4 PPG

Notes: Hamilton led the ACC in field goal percentage ... lost in first round of the NIT ... Raymond Jones received redshirt year ... team ranked 20th in the nation in free throw percentage ... Hamilton was a second-team All-ACC selection; * - assist average

1982-83

(11-20 Overall, 2-12 ACC)

- G Mike Eppley, 6-2, Jr., 18, 5.7, *5.0, .463, .759
- G Warren Wallace, 6-2, Fr., 20, 7.5, 2.2, .467, .522
- C Raymond Jones, 6-8, So., 31, 11.5, 7.1, .482, .700
- F David Shaffer, 6-7, So., 25, 9.1, 4.9, .480, .709
- F Fred Gilliam, 6-8, Sr., 16, 8.8, 4.4, .456, .800

Top Subs: Marc Campbell, G, 6-2, Jr., 9.1 PPG
Anthony Jenkins, F, 6-7, Fr., 8.4 PPG
Chris Michael, F, 6-5, 7.5 PPG

Notes: Led the ACC in three-point field goal percentage ... Hamilton received redshirt year due to injury.

1983-84

(14-14 Overall, 3-11 ACC)

- G Mike Eppley, 6-2, Sr., 11, 3.2, *3.3, .400, .818
- G Vincent Hamilton, 6-4, Jr., 24, 14.2, 5.4, .505, .671
- C Murray Jarman, 6-6, Sr., 27, 15.0, 5.5, .569, .738
- F Chris Michael, 6-5, So., 20, 7.5, 3.2, .461, .613
- F Raymond Jones, 6-8, Jr., 18, 7.0, 4.8, .483, .574

Top Subs: Anthony Jenkins, F, 6-7, So., 10.1 PPG
Marc Campbell, G, 6-2, Sr., 7.1 PPG

Notes: David Shaffer started first seven games at point guard, but was injured and lost for the year ... Jarman was named second-team All-ACC Tournament ... won at No. 15 Duke ... team led the nation with 20.5 assists per game; * - assist average.

1984-85

(16-13 Overall, 5-9 ACC)

- G Vincent Hamilton, 6-4, Sr., 28, 15.1, 6.9, .486, .803
- G Chris Michael, 6-5, Jr., 24, 8.8, 3.1, .398, .649
- C Glen McCants, 6-9, Jr., 20, 7.9, 6.0, .525, .640
- F Horace Grant, 6-9, So., 26, 11.3, 6.8, .555, .637
- F Glenn Corbit, 6-6, Jr., 25, 11.7, 3.2, .451, .685

Top Subs: Grayson Marshall, G, 6-2, Fr., 7.3 PPG, 6.6 APG
Raymond Jones, C, 6-9, Sr., 6.8 PPG
Harvey Grant, F, 6-10, Fr., 5.1 PPG

Notes: Advanced to NIT ... led the conference in rebounding ... McCants was injured in the 20th game and lost for the season ... beat three top-20 teams, No. 9 Georgia Tech, No. 11 North Carolina, and No. 20 Maryland ... team ranked 22nd nationally in rebound margin ... Marshall ranked 20th in the nation in assists.

1985-86

(19-15 Overall, 3-11 ACC)

- G Grayson Marshall, 6-2, So., 31, 8.3, *7.7, .463, .701
- G Larry Middleton, 6-3, Jr., 22, 11.4, 3.7, .424, .750
- C Glen McCants, 6-9, Sr., 34, 9.2, 5.6, .533, .727
- F Glenn Corbit, 6-6, Sr., 17, 9.9, 3.0, .502, .620
- F Horace Grant, 6-10, Jr., 31, 16.4, 10.5, .584, .725

Top Subs: Jerry Pryor, F, 6-7, Fr., 6.5 PPG
Anthony Jenkins, F, 6-7, Jr., 5.6 PPG

Notes: Grant ranked 10th in the nation, first in the ACC in rebounding ... Marshall tied for 13th in the nation in assists ... Grant ranked 27th nationally in field goal percentage ... team reached final eight of NIT ... handed Bradley its only regular season loss; * - assist average

1986-87

(25-6 Overall, 10-4 ACC)

- G Grayson Marshall, 6-2, Jr., 26, 6.1, *7.4, .450, .740
- G Michael Tait, 6-2, Sr., 31, 12.9, 3.4, .517, .711
- C Horace Grant, 6-10, Sr., 28, 21.0, 9.6, .656, .708
- F Jerry Pryor, 6-7, So., 31, 12.2, 4.7, .574, .720
- F Anthony Jenkins, 6-7, Sr., 30, 9.1, 3.7, .459, .706

Top Subs: Elden Campbell, C, 6-10, Fr., 8.8 PPG
Michael Brown, G, 6-4, Jr., 8.8 PPG
Larry Middleton, G, 6-3, Sr., 8.0 PPG

Notes: Grant was named the ACC's MVP, Ellis was ACC Coach-of-the-Year, first-ever honors for the school ... team finished 13th in the national AP poll, first Clemson team to be in final AP top 20 ... Grant second-team AP and third-team UPI All-American ... Ellis was named NABC District Coach-of-the-Year ... Grant was the first ACC player to win statistical triple crown (PPG, RPG, FG%) ... Grant ranked third in the nation in field goal percentage ... Tait ranked 10th in the nation in three-point percentage ... Campbell ranked 28th in blocked shots, Grant was 28th in rebounds ... Marshall tied for 15th in assists ... set school record for wins in a season and in ACC play ... team ranked fourth in the nation in scoring, 15th in three-point percentage ... seventh in three-point goals per game; * - assist average

1987-88

(14-15 Overall, 4-10 ACC)

- G Grayson Marshall, 6-2, Sr., 27, 7.9, *6.3, .412, .768
- G Tim Kincaid, 6-3, So., 22, 10.3, *4.4, .497, .856
- C Elden Campbell, 6-10, So., 27, 18.8, 7.4, .629, .619
- F Dale Davis, 6-9, Fr., 21, 7.8, 7.7, .532, .506
- F Jerry Pryor, 6-7, Jr., 25, 12.0, 4.6, .593, .614

Top Subs: Donnell Bruce, G, 6-5, Fr., 6.7 PPG
Ricky Jones, F, 6-7, Fr., 4 PPG

Notes: Campbell ranked first in the ACC and 10th in the nation in field goal percentage, first in the ACC and eighth in the nation in blocked shots ... Davis was the second freshman of the decade to finish among the top five rebounders in the ACC ... team led the ACC in field goal percentage defense ... team advanced to NIT ... Campbell ranked as the top field goal shooter and shot blocker among sophomores nationally; * - assist average

1988-89

(19-11 Overall, 7-7 ACC)

- G Marion Cash, 6-3, 180, Jr., 19, 6.7, *5.6, .469, .611
- G Derrick Forrest, 6-3, 175, Jr., 28, 12.5, 3.9, .457, .583
- C Elden Campbell, 6-10, 215, Jr., 25, 15.7, 7.7, .550, .688
- F Jerry Pryor, 6-7, 215, Sr., 22, 6.2, 5.1, .510, .571
- F Ricky Jones, 6-7, 195, So., 16, 4.3, 1.5, .427, .760

Top Subs: Dale Davis, 6-9, 225, So., 14, 13.3, 8.9, .670, .646
Tim Kincaid, 6-3, 180, Jr., 15, 8.7, 2.1, .472, .773

Notes: Davis was third in the nation in field goal percentage and first in the ACC ... set the ACC's single-season field goal percentage mark (.670) ... Campbell was tied for ninth in the nation and first in the ACC in blocked shots ... Davis led the ACC in rebounding

and field goal percentage ... team was ranked as high as 19th by Sporting News at midseason ... defeated No. 3 North Carolina and No. 9 Duke during the regular season ... Campbell was second-team All-ACC, Davis was third-team (AP) ... team advanced to final 32 of NCAA Tournament ... team led the ACC in blocked shots for second straight year; * - assist average

1989-90

(24-8 Overall, 10-4 ACC)

- G Marion Cash, 6-3, 180, Sr., 34, 8.4, 2.9, .429, .651
- G David Young, 6-5, 175, So., 27, 6.1, 1.7, .363, .658
- C Elden Campbell, 6-11, 215, Sr., 30, 16.4, 8.0, .522, .599
- F Dale Davis, 6-11, 230, Jr., 34, 15.3, 11.3, .625, .596
- F Derrick Forrest, 6-3, 175, Sr., 8.2, 3.1, .482, .466

Top Subs: Sean Tyson, 6-7, 215, Jr., 8.5, 4.1, .550, .583
Ricky Jones, 6-7, 195, Jr., 3.8, 1.5, .505, .611
Kirkland Howling, 6-4, 180, Sr., 7.4, 2.0, .463, .708

Notes: Clemson won its first ever ACC regular season championship ... Davis led the conference in field goal percentage and rebounds for the second consecutive year, a first in conference history ... the team came back from a halftime deficit to gain victory on six different occasions ... first Clemson team to have two first-team All-ACC players (Davis and Campbell) ... Ellis named ACC Coach-of-the-Year ... ranked 17th in final AP and UPI polls ... 13th in USA Today ... set record for homecourt winning streak, advanced mark to 24 in a row ... led ACC in field goal percentage defense and blocked shots.

1990-91

(11-17 Overall, 2-12 ACC)

- G Eric Burks, Fr., 6-3, 20, 9.0, 2.4, .428, .650
- G David Young, Jr., 6-5, 14, 10.9, 3.1, .440, .833
- C Dale Davis, Sr., 6-11, 28, 17.9, 12.1, .522, .580
- F Ricky Jones, Sr., 6-7, 24, 10.7, 4.4, .547, .620
- F Steve Harris, Fr., 6-4, 20, 4.5, 3.4, .370, .442

Top Subs: Colby Brown, Sr., 6-8, 200, 5.1, 3.1, .496, .708
Andre Bovain, Fr., 6-1, 170, 5.0, 2.7, .413, .500
Donnell Bruce, Sr., 6-5, 175, 4.3, 1.3, .409, .769

Notes: Davis finished the season ranked 10th in the nation in rebounding and 17th in blocked shots.

1991-92

(14-14 Overall, 4-12 ACC)

- G Chris Whitney, Jr., 6-1, 27, 13.4, *5.8, .410, .767
- G Andre Bovain, So., 6-1, 18, 9.4, 3.3, .455, .406
- C Sharonne Wright, Fr., 6-10, 23, 12.0, 8.1, .498, .563
- F Steve Harris, So., 6-4, 19, 6.8, 3.6, .417, .571
- F Corey Wallace, Jr., 6-7, 13, 7.6, 4.2, .538, .712

Top Subs: Devin Gray, Fr., 6-6, 12, 10.9, 5.1, .520, .430
Eric Burks, So., 6-1, 13, 7.1, 2.2, .504, .600
Kevin Hines, Jr., 6-7, 12, 6.2, 4.2, .483, .622

Notes: Wright finished the season ranked 31st in the nation in blocked shots ... Whitney was 30th in three-point goals per game ... team defeated No. 16 Florida State and No. 24 Georgia Tech ... team set an ACC record with 24 overtime points in win over Georgia Tech ... Wright led the ACC in blocked shots and offensive rebounds; * - assist average

1992-93

(17-13 Overall, 5-11 ACC)

- G Chris Whitney, Sr., 6-0, 171, 29, 15.7, *6.4, .441, .802
- G Andre Bovain, Jr., 6-1, 175, 16, 9.6, 4.9, .438, .592
- C Sharonne Wright, So., 6-10, 260, 29, 15.0, 10.5, .567, .669
- F Jeff Brown, Jr., 6-3, 195, 16, 7.9, 2.6, .376, .704
- F Devin Gray, So., 6-6, 230, 25, 16.7, 5.5, .530, .637

Top Subs: Kevin Hines, F, Sr., 6-7, 240, 10, 6.4, 3.3, .519, .690
Bruce Martin, G, So., 6-2, 175, 11, 4.7, 1.4, .354, .810
Wayne Buckingham, F/C, Jr., 6-8, 275, 6, 4.3, 2.9, .505, .459
Lou Richie, G, Jr., 5-9, 160, 3, 1.6, *2.4, .458, .500

Notes: Wright ranked second nationally in blocked shots and 20th in rebounds per game ... Whitney was 26th in three-point goals per game and 24th in assists per game ... Wright led the ACC in blocks and rebounds ... beat No. 12 Florida State, 87-75 in ACC Tourney, first win as lower seed in 31 years ... also beat No. 12 Wake Forest 76-74 and No. 22 Georgia Tech in Atlanta, 89-84 ... Cliff Ellis became Clemson's winningest coach with 92-82 win over NC State on 3-3-93 ... beat Auburn 84-72 in first round of the NIT ... led the ACC in steals per game ... Corey Wallace redshirted season due to shoulder injury; * - assist average

1993-94

(18-16 Overall, 6-10 ACC)

- G Lou Richie, Sr., 5-9, 160, 29, 4.8, *5.5, .349, .667
- G Andre Bovain, Sr., 6-1, 180, 29, 11.5, 4.1, .435, .628
- C Sharonne Wright, Jr., 6-11, 260, 33, 15.4, 10.6, .525, .644
- F Jeff Brown, Sr., 6-3, 200, 19, 9.5, 3.2, .432, .787
- F Wayne Buckingham, Sr., 6-8, 275, 15, 3.4, 3.3, .394, .636

Top Subs: Devin Gray, F, Jr., 6-6, 230, 14, 14.4, 6.0, .522, .544
Corey Wallace, F, Sr., 6-6, 225, 6, 6.2, 2.9, .422, .727
Merl Code, G, Fr., 6-2, 170, 5, 4.1, *2.7, .333, .809

Notes: Sharonne Wright was second-team All-ACC and Devin Gray was third-team All-ACC ... Bovain, Brown, and Richie were all honorable mention All-ACC ... Gray led the ACC in field goal percentage ... Wright was 19th in the nation in rebounding and 15th in blocks ... Wright led the ACC in offensive rebounds ... Wright was also chosen All-District by USBWA ... Cliff Ellis announced his resignation effective at end of the year on January 7 ... Clemson defeated No. 20 Oklahoma State at the Rainbow Classic, and No. 2 North Carolina on February 17 in Littlejohn Coliseum ... team advance to Final 8 of the NIT with wins over Southern Miss and West Virginia ... Rick Barnes named Clemson head coach on March 22 ... Devin Gray suffered a heart attack on April 4, 1994; * - assist average

1994-95

(15-13 Overall, 5-11 ACC)

- G Merl Code, So., 6-2, 170, 28, 11.8, 3.8, .406, .814
- G Bruce Martin, Gr., 6-2, 180, 28, 8.6, 1.4, .452, .875
- C Iker Iturbe, Fr., 6-7, 230, 20, 6.5, 3.8, .466, .596
- F Greg Buckner, Fr., 6-4, 190, 28, 12.0, 5.9, .526, .513
- F Andy Kelly, Sr., 6-5, 195, 28, 5.1, 2.6, .380, .828

Top Subs: Bill Harder, G, So., 6

ALL-TIME STARTING LINEUPS

Year ... team led the ACC in fewest turnovers per game with 11.57, second-lowest figure in ACC history ... led the ACC and ranked ninth in the nation in scoring defense, allowing 62.5 points per game ... Merl Code became the fifth Tiger in history to accumulate at least 100 rebounds, 100 assists, and 50 steals in a season ... Buckner made school record 16 consecutive field goals in December ... team was ranked 18th in AP poll after 10-0 start, first ranking in five years ... sixth place ACC finish was program's best in five years ... Rick Barnes won his first 10 games, best start of any coach in Clemson history ... team won two of three games in North Carolina triangle, just the third time in school history ... swept Duke for first time in 18 years, including just the fourth win in history at Duke ... advanced to the NIT where the Tigers lost to eventual champion Virginia Tech.

1995-96

(18-11 Overall, 7-9 ACC)

- G Terrell McIntyre, Fr., 5-8, 175, 21, 12.7, 2.8, .401, .792
- G Greg Buckner, So., 6-4, 200, 29, 13.1, 5.1, .472, .672
- C Tom Wideman, Fr., 6-10, 240, 29, 5.8, 5.2, .485, .562
- F Tony Christie, Fr., 6-6, 215, 14, 8.0, 2.7, .435, .556
- F Andrius Jurkunas, Fr., 6-9, 215, 26, 8.1, 4.7, .420, .615
- Top Subs:** Harold Jamison, F, Fr., 6-9, 238, 6, 7.6, 5.9, .519, .615
Merl Code, G, Jr., 6-2, 190, 11, 12.5, 3.6, .442, .897
Bill Harder, G, Jr., 6-2, 185, 9, 4.3, 2.1, .333, .720

Notes: Team advanced to the NCAA Tournament for the first time in six years ... ranked in AP top 25 six weeks in a row ... beat four top-25 teams, including No. 6 Wake Forest, 55-41 ... that is second-highest number of top-25 wins in a season ... beat North Carolina in the ACC Tournament 75-73 on a dunk by Greg Buckner with 0.6 seconds left ... first win over North Carolina in the ACC Tournament and the first time Clemson beat North Carolina in the state of North Carolina after 37 straight losses ... Buckner was named first-team All-ACC Tournament ... McIntyre was a first-team ACC All-Rookie selection ... only team in the nation that started four freshmen and advanced to NAAs ... set single-season home attendance record with over 150,000 fans attending home games ... team ranked 12th in the nation in scoring defense ... Iker Iturbe received an injury redshirt.

1996-97

(23-10 Overall, 9-7 ACC)

- G Terrell McIntyre, So., 5-9, 175, 33, 13.4, *4.4, .391, .797
- G Merl Code, Sr., 6-2, 190, 33, 10.9, 2.5, .400, .807
- C Harold Jamison, So., 6-8, 245, 22, 7.6, 5.7, .597, .567
- F Greg Buckner, Jr., 6-4, 210, 33, 15.6, 4.5, .483, .708
- F Tom Wideman, So., 6-10, 250, 21, 4.3, 5.2, .560, .606
- Top Subs:** Iker Iturbe, So., 6-7, 235, 20, 5.9, 4.0, .456, .439
Vincent Whitt, F, Fr., 6-6, 185, 0, 4.5, 3.0, .409, 3.0
Andrius Jurkunas, F, So., 6-9, 230, 3, 2.5, 1.7, .276, .630

Notes: Ranked as high as No. 2 in the AP poll on Jan. 20, Clemson's highest ranking ever ... finished the season ranked No. 8 in final USA Today poll, also the highest in Tiger history, while Clemson played the ninth-toughest schedule in the nation ... advanced to the Sweet 16, the first time Clemson had done so since 1990 and only the third time in history ... had five wins over ranked teams ... started season by upsetting No. 3 Kentucky (defending national champions); highest ranked non-conference victory in school history ... ranked in the top 20 in every poll, a first in Clemson history ... had a 12-game winning streak ... won its first five ACC games ... team won more games away from home than any other Tiger team in history ... set a single-season attendance record and recorded six sellouts ... also sold a record number of season tickets (7,433) ... took No. 1 seed Minnesota into double overtime in the Sweet 16 in San Antonio before falling 84-90 ... Sports Illustrated did a feature story on the Tiger basketball program for the first time in its 43 years ... Buckner and McIntyre were both named second-team All-ACC ... opened the season with 4,500 fans at the first-ever Midnight Madness in Littlejohn Coliseum; * - assist average

1997-98

(18-14 Overall, 7-9 ACC)

- G Terrell McIntyre, Jr., 5-9, 175, 23, 13.9, *5.3, .427, .779
- G Greg Buckner, Sr., 6-4, 210, 32, 16.3, 4.1, .537, .696
- C Tom Wideman, Jr., 6-10, 250, 24, 4.4, 4.8, .533, .433
- F Tony Christie, Jr., 6-6, 210, 25, 8.0, 1.8, .444, .454
- F Iker Iturbe, Jr., 6-7, 235, 20, 5.8, 2.6, .471, .663
- Top Subs:** Harold Jamison, F, Jr., 6-8, 250, 12, 9.8, 7.3, .592, .481
Vincent Whitt, G, So., 6-6, 185, 6, 5.5, 2.8, .400, .652
Johnny Miller, G, Jr., 6-0, 180, 7, 4.3, *1.7, .298, .667
Mohamed Woni, F, So., 6-9, 235, 1, 3.7, 2.8, .523, .658
Adam Allenspach, C, Fr., 7-1, 235, 10, 2.1, 1.2, .436, .692

Notes: Began season ranked No. 5 in AP preseason poll, highest preseason ranking in school history ... defeated three top-25 teams, including No. 6 South Carolina ... fourth straight win over South Carolina ... set school record for total attendance and average ... chosen for NCAA Tournament, third straight year, a Clemson first ... Buckner was second-team All-ACC ... Buckner started record 122 consecutive games ... team defeated Florida State in Tallahassee, 78-49, largest ACC road victory margin in school history ... McIntyre was first-team All-ACC Tournament ... Wideman was named first-team Academic All-District ... Jamison led the ACC in offensive rebounding ... team faced fourth toughest schedule in nation; * - assist average

1998-99

(20-15 Overall, 5-11 ACC)

- G Terrell McIntyre, Sr., 5-9, 182, 35, 17.9, *5.4, .436, .793
- G Johnny Miller, Sr., 6-0, 173, 18, 9.4, 1.1, .300, .545
- C Tom Wideman, Sr., 6-10, 250, 35, 7.4, 7.1, .519, .581
- F Harold Jamison, Sr., 6-8, 250, 35, 12.7, 9.9, .674, .521
- F Andrius Jurkunas, Jr., 6-9, 235, 24, 7.6, 3.8, .444, .695
- Top Subs:** Tony Christie, F, Sr., 6-6, 210, 11, 5.9, 2.2, .414, .500
Adam Allenspach, C, So., 7-1, 257, 0, 4.8, 3.5, .536, .681
Will Solomon, G, Fr., 6-2, 170, 6, 6.3, 1.5, .360, .621

Notes: Clemson finished the season ranked eighth in the nation in rebound margin, highest final ranking in that category in school history ... Jamison ranked 18th in the nation in rebounding, he would have led the nation in field goal percentage had he made one more field goal over the course of the entire season ... team advanced to championship of the NIT, losing to California by one point ... Clemson had the leading rebounder (Jamison) and



CHRIS WHITNEY WAS A TWO-YEAR STARTER FROM 1991-93 AT GUARD.

leading scorer (McIntyre) in the ACC, first time since 1972-73 that the same team had different players as top scorer and rebounder ... McIntyre ended his career second in Clemson history in scoring and assists ... Jamison and McIntyre made NIT All-Tournament Team ... Wideman won ACC's Weaver-James-Corrigan award ... senior class finished with 79 wins, tied for second-most in school history ... Shyatt set school record for wins by a rookie head coach with 20; * - assist average

1999-00

(10-20 Overall, 4-12 ACC)

- G Edward Scott, Fr., 6-0, 160, 21, 6.5, *3.3, .311, .750
- G Will Solomon, So., 6-1, 170, 30, 20.9, 4.1, .401, .684
- C Adam Allenspach, Jr., 7-1, 265, Jr., 29, 11.4, 7.1, .457, .740
- F Andrius Jurkunas, Sr., 6-9, 235, 25, 8.5, 5.1, .367, .641
- F Chucky Gilmore, So., 6-8, 265, 23, 3.7, 6.1, .387, .481
- Top Subs:** Pasha Bains, Fr., 6-3, 200, 4, 5.7, 1.7, .370, .778
Dustin Braddock, So., 6-5, 210, 4.9, 4.3, .425, .667
Ray Henderson, Fr., 6-8, 255, 3.9, 3.8, .528, .538

Notes: Solomon led the ACC in scoring and ranked 16th in the nation with a 20.9 average ... Solomon made first-team All-ACC, first Tiger to make first team since 1990, first Clemson sophomore to do it in 30 years ... Solomon also made NABC All-District team ... Solomon improved his scoring average by 14.6 points, biggest one-season jump in ACC history ... Jurkunas finished career as Clemson's career leader in three-point goals by a forward ... season included victory over a No. 21 NC State team, and a win on the road at NC State ... defeated rival South Carolina for the sixth straight year ... victory total also included win over a Winthrop team that went to the NAAs; * - assist average

2000-01

(12-19 Overall, 2-14 ACC)

- G Edward Scott, So., 6-0, 180, 30, 7.3, *4.2, .391, .821
- G Will Solomon, Jr., 6-1, 185, 28, 19.7, 2.9, .397, .788
- C Ray Henderson, So., 6-8, 250, 21, 5.4, 4.8, .535, .567
- F Chris Hobbs, Fr., 6-7, 250, 16, 7.3, 6.3, .566, .688
- F Dwon Clifton, Fr., 6-5, 190, 17, 3.9, 2.6, .375, .464
- Top Subs:** Tony Stockman, Fr 6-1, 165, 6, 12.0, 1.9, .374, .836
Adam Allenspach, Sr., 7-1, 265, 15, 7.7, 5.5, .453, .676
Pasha Bains, So., 6-3, 205, 12, 4.9, 1.1, .447, .524

Notes: Team defeated No. 1 North Carolina 75-65 in February, Clemson's second win in history over nation's top ranked team ... North Carolina had 18-game winning streak entering the game ... Solomon second-team All-ACC ... Solomon set school record for consecutive double figure scoring games with 52 ... Solomon turned pro a year early and was a second-round pick of the Grizzlies ... Solomon also broke the school record for three-point goals per game in a season ... Stockman and Hobbs made ACC All-Rookie team ... Stockman led all ACC rookies in scoring, Hobbs led all ACC rookies in rebounding ... team set school record for three-point goals in a season with 248 ... team played 13 games against top-25 teams; * - assist average

2001-02

(13-17 Overall, 4-12 ACC)

- G Edward Scott, 6-0, Jr., 30, 11.9, *7.9, .405, .674
- G Tony Stockman, 6-1, So., 27, 12.2, 2.5, .351, .686
- C Ray Henderson, 6-8, Jr., 30, 8.1, 8.8, .546, .629
- F Jamar McKnight, 6-5, Sr., 24, 12.5, 4.2, .461, .750
- F Chris Hobbs, 6-7, So., 30, 11.6, 6.1, .541, .623
- Top Subs:** Chey Christie, 6-4, Jr., 5.3 PPG
Tomas Nagys, 6-10, Jr., 4.9 PPG, 4.5 RPG
Sharrod Ford, 6-9, Fr., 4.5 PPG, 3.6 RPG, .606

Notes: Scott earned third-team All-ACC honors and was third in the nation in assists per game with 7.93, a school single season record ... Scott had 30 points and 16 assists in double overtime win over Wake Forest, just the second player in ACC history to have 30 points and at least 15 assists in the same game (Kenny

Anderson, Georgia Tech) ... team led the ACC in rebounding for first time since 1984-85 ... defeated two top-20 teams, a No. 5 Virginia team, by 16 points, and a No. 17 Wake Forest team in double overtime, 118-115, the highest scoring game in Clemson history for two teams combined; * - assist average

2002-03

(15-13 Overall, 5-11 ACC)

- G Edward Scott, 6-0, Sr., 175, 28, 17.7, 3.7, .386, .739
- G Chey Christie, 6-4, So., 178, 27, 11.5, 2.9, .401, .692
- C Sharrod Ford, 6-9, So., 220, 27, 7.5, 6.8, .564, .458
- F Olu Babalola, 6-6, So., 255, 26, 7.6, 3.7, .423, .662
- F Chris Hobbs, 6-7, Jr., 260, 18, 6.3, 5.5, .508, .581
- Top Subs:** Ray Henderson, 6-8, Sr., 275, 10, 5.4, 4.8, .551, .660
Tomas Nagys, 6-10, Sr., 250, 1, 6.6, 3.8, .500, .739
Shawan Robinson, 6-2, Fr., 170, 0, 4.9, 1.2, .450, .733

Notes: Scott was named first-team All-ACC, first Clemson point guard in 43 years to be a first-team selection ... he finished the season third in the ACC in scoring and fifth in assists ... the senior also became the ninth player in ACC history to reach 1000 points, 500 assists and 400 rebounds ... team led ACC in fewest turnovers per game (13.46) ... Robinson made .475 of his three-point shots, third-best in Clemson history ... team won three straight ACC games from Feb. 15-22, longest streak in league play since 1996-97 ... opened the season with nine straight wins ... defeated Cincinnati in December, 58-51, Bearcats went on to NCAA Tournament.

2003-04

(10-18 Overall, 3-13 ACC)

- G Vernon Hamilton, Fr., 6-0, 192, 17, 7.3, 3.7, .385, .524
- G Chey Christie, Jr., 6-4, 183, 26, 9.1, 2.7, .406, .679
- C Sharrod Ford, Jr., 6-9, 223, 28, 11.9, 7.2, .537, .629
- F Olu Babalola, Jr., 6-6, 242, 28, 9.0, 4.6, .355, .753
- F Chris Hobbs, Sr., 6-7, 260, 24, 7.7, 5.4, .497, .548
- Top Subs:** Shawan Robinson, So., 6-2, 183, 12, 10.8, 3.1, .426, .753
Akin Akingbala, So., 6-9, 230, 4, 4.8, 4.6, .606, .500
Lamar Rice, Jr., 6-7, 210, 0, 4.0, 2.6, .338, .471

Notes: Ford ranked second in the ACC and 21st in the nation in blocks per game ... team had two wins over top-15 teams, defeating No. 12 North Carolina and No. 15 NC State ... made 11-13 three-point goals in win over North Carolina for an .846 accuracy, best in Clemson history and sixth best single-game percentage in the history of college basketball ... defeated Boston College and East Tennessee State, giving the team four wins over teams that advanced to the NCAA Tournament ... played the fourth most difficult schedule in the nation (Sagarin) and the sixth most difficult (RPI) ... Akingbala and Robinson both made first-team Academic All-ACC.

2004-05

(16-16 Overall, 5-11 ACC)

- G Cliff Hammonds, Fr., 6-3, 175, 31, 10.6, 3.6, .432, .646
- G Vernon Hamilton, So., 6-0, 190, 19, 6.8, 2.6, .425, .602
- G Shawan Robinson, Jr., 6-2, 170, 17, 10.8, 2.9, .408, .837
- C Sharrod Ford, Sr., 6-9, 230, 32, 14.9, 8.2, .512, .585
- F Cheyenne Moore, Fr., 6-6, 190, 17, 6.6, 2.5, .363, .828
- Top Subs:** Olu Babalola, Sr., 6-6, 245, 11, 6.8, 3.7, .366, .705
James Mays, Fr., 6-9, 215, 8, 4.3, 3.4, .459, .438
Akin Akingbala, Jr., 6-9, 220, 13, 5.8, 4.1, .593, .520
Sam Perry, Fr., 6-5, 190, 12, 4.0, 2.7, .476, .475

Notes: Clemson advanced to postseason play for the first time since 1999 ... Ford earned third-team All-ACC honors and helped Clemson to a three-game sweep of Maryland ... also had game-winning dunk at the buzzer on senior night to lift Clemson to victory over Virginia Tech ... Tigers defeated South Carolina, 63-62, in overtime in Columbia ... Robinson and Hammonds were Academic All-ACC ... Hammonds made the ACC All-Freshman team and was a four-time Rookie-of-the-Week honoree ... Clemson was the only school in the nation to rank in top 20 in both steals and blocks per game ... North

ALL-TIME STARTING LINEUPS

2005-06

(19-13 Overall, 7-9 ACC)

- G Cliff Hammonds, So., 6-3, 197, 32, 10.1, 3.4, .402, .565
- G Vernon Hamilton, Jr., 6-0, 195, 23, 12.0, 3.2, .447, .551
- C Akin Akingbala, Sr., 6-9, 240, 32, 12.1, 8.2, .576, .556
- F K.C. Rivers, Fr., 6-5, 210, 12, 7.1, 4.8, .377, .840
- F Sam Perry, So., 6-5, 208, 22, 6.3, 3.0, .485, .645

Top Subs: Shawn Robinson, Sr., 6-2, 190, 11, 12.3, 2.2, .354, .913
 James Mays, So., 6-9, 222, 11, 9.2, 7.6, .541, .525
 Julius Powell, Fr., 6-7, 208, 11, 5.5, 2.7, .376, .615

Notes: Clemson advanced to postseason play for the second consecutive year, a first since 1997-99 ... Clemson led the ACC and was second nationally in steals per game ... the Tigers won their first eight-team tournament since 1980 by capturing the 2005 San Juan Shootout crown ... the team won seven ACC games, most since the 1997-98 season ... earned a sweep of Georgia Tech, a first since the 1996-97 season ... Hamilton earned ACC All-Defensive Team honors after becoming the first Tiger ever to lead the league in steals per game ... Hamilton set the school's career and single-season records for steals ... Robinson ranked third nationally in free throw shooting at 91.3 percent, which also led the ACC ... Robinson was named academic All-ACC for the fourth time.

2006-07

(25-11 Overall, 7-9 ACC)

- G Cliff Hammonds, Jr., 6-3, 197, 36, 11.6, *4.1, .465, .644
- G Vernon Hamilton, Sr., 6-0, 195, 36, 12.3, 3.1, .468, .490
- C Trevor Booker, Fr., 6-7, 215, 36, 10.4, 6.4, .602, .615
- F Sam Perry, Jr., 6-5, 208, 28, 3.6, 2.7, .432, .481
- F James Mays, Jr., 6-9, 225, 34, 12.2, 6.4, .478, .550

Top Subs: K.C. Rivers, So., 6-5, 210, 14.0, 4.5, .462, .735
 Julius Powell, So., 6-7, 208, 0, 2.6, 1.4, .286, .571

Notes: Clemson advanced to the championship game of the NIT for the second time in school history, falling to West Virginia 78-73 in the final ... team tied the school record for overall wins (25) and consecutive wins (17) ... Clemson was the nation's last remaining unbeaten ... the Tigers were ranked in the coaches' poll for eight weeks, with a high of No. 14 on Jan. 8 ... team went 18-1 against non-conference competition, which included six wins over schools from the Big East, Big Ten, and SEC ... Mays was second-team All-District and honorable mention All-ACC ... Rivers was named to NIT All-Tournament Team ... Hamilton concluded his career sixth in ACC history with 271 total steals ... three players, including Hammonds, were named Academic All-ACC; * - assist average.

2007-08

(24-10 Overall, 10-6 ACC)

- G Cliff Hammonds, Sr., 6-3, 200, 34, 11.4, 4.1, .467, .459
- G Demontez Stitt, Fr., 6-2, 170, 20, 8.8, *2.9, .408, .761
- C Trevor Booker, So., 6-7, 240, 34, 11.0, 7.3, .555, .573
- F K.C. Rivers, Jr., 6-5, 215, 33, 14.7, 6.3, .438, .677
- F James Mays, Sr., 6-9, 230, 28, 10.7, 6.8, .483, .549

Top Subs: Terrence Oglesby, Fr., 6-2, 185, 0, 10.5, 1.8, .381, .851
 Sam Perry, Sr., 6-5, 215, 14, 3.1, 2.3, .433, .667
 David Potter, So., 6-6, 205, 0, 4.8, 2.1, .412, .733
 Raymond Sykes, Jr., 6-9, 220, 6, 4.4, 2.4, .573, .500

Notes: Clemson advanced to NCAA Tournament for first time in 10 years ... also advanced to championship game of the ACC Tournament for only the second time in school history

... equaled highest number of ACC wins (10) in Clemson history ... finished the year with a No. 22 ranking in the AP poll, Clemson's first final ranking since the 1996-97 season ... defeated a top-10 Duke team in the semifinals of the ACC Tournament ... Rivers and Hammonds were named second and third-team All-ACC, respectively ... both were All-District as well ... Hammonds became first Clemson player named All-ACC on the court and in the classroom for the first time since 1967 ... Hammonds first-ever recipient of the Skip Prosser Award ... a record four players were named to the All-ACC Tournament teams, including first-team selections Booker and Rivers ... Clemson ranked in the top 20 nationally in both blocks and steals per game; * - assist average.

2008-09

(23-9 Overall, 9-7 ACC)

- G Demontez Stitt, So., 6-2, 175, 32, 8.7, *3.8, .413, .673
- G Terrence Oglesby, So., 6-2, 190, 31, 13.2, 1.7, .375, .845
- C Raymond Sykes, Sr., 6-9, 220, 31, 7.9, 5.1, .578, .557
- F K.C. Rivers, Sr., 6-5, 215, 32, 14.2, 6.0, .449, .667
- F Trevor Booker, Jr., 6-7, 240, 32, 15.3, 9.7, .571, .707

Top Subs: David Potter, Jr., 6-6, 205, 0, 4.9, 2.2, .380, .756
 Jerai Grant, So., 6-8, 215, 1, 4.7, 3.2, .644, .647
 Andre Young, Fr., 5-9, 160, 0, 4.4, *2.1, .377, .632
 Tanner Smith, Fr., 6-5, 205, 0, 3.6, 1.8, .448, .667

Notes: Clemson posted 20 or more wins for the third straight season, a school record ... Tigers finished as No. 7 seed in the South Regional of the NCAA Tournament ... finished the season ranked No. 24 in AP poll ... improved winning percentage for the fifth straight season ... defeated No. 3 Duke by 27-point margin, largest ever for Clemson against a ranked opponent ... defeated seven ACC foes by double digits, a school record; Booker named second-team All-ACC, also named to All-ACC Defensive Team ... Booker led the ACC in field goal percentage and rebounding, first player to do that since Tim Duncan for Wake Forest in 1996-97 ... Rivers became school's all-time leader with 281 three-point goals ... Clemson was nation's only team to rank in top 10 in both blocked shots and steals per game; * - assist average.

2009-10

(21-11 Overall, 9-7 ACC)

- G Demontez Stitt, Jr., 6-2, 175, 29, 11.4, *3.1, .454, .783
- G Tanner Smith, So., 6-5, 220, 32, 8.7, 4.2, .401, .740
- C Jerai Grant, Jr., 6-8, 220, 29, 7.2, 4.7, .632, .593
- F David Potter, Sr., 6-6, 215, 30, 7.0, 2.7, .364, .686
- F Trevor Booker, Sr., 6-7, 240, 32, 15.2, 8.4, .521, .591

Top Subs: Andre Young, So., 5-9, 170, 3, 9.2, *2.4, .401, .800
 Noel Johnson, Fr., 6-6, 190, 2, 4.8, 1.9, .372, .727
 Devin Booker, Fr., 6-8, 235, 1, 4.5, 2.9, .561, .533
 Milton Jennings, Fr., 6-9, 225, 0, 3.3, 2.7, .374, .643

Notes: Clemson posted 20 or more wins for fourth straight season, a school record ... Tigers finished as No. 7 seed in the East Regional of NCAA Tournament ... ranked in national polls for 12 weeks during regular season ... compiled a 7-1 record at home versus ACC foes ... eighth in NCAA in steals per game and 10th in three-point percentage defense ... Trevor Booker named first-team All-ACC, a first for the Tigers since 2003 ...

he went on to be a first-round draft choice at No. 23 overall ... named to the ACC's All-Defensive Team ... he and Potter combined to lead Clemson to 93 victories in their four years with the program, an all-time high for a senior class ... Smith and Young named All-ACC Academic ... Clemson played host to ESPN College GameDay on Jan. 23, 2010 against Duke; * - assist average.

2010-11

(22-12 Overall, 9-7 ACC)

- G Demontez Stitt, Sr., 6-2, 180, 30, 14.5, 4.3, .433, .732
- G Andre Young, Jr., 5-9, 175, 33, 11.1, *3.0, .406, .705
- C Jerai Grant, Sr., 6-8, 230, 31, 12.4, 6.7, .571, .711
- F Tanner Smith, Jr., 6-5, 210, 30, 7.8, 3.5, .411, .728
- F Devin Booker, So., 6-8, 245, 33, 8.1, 5.5, .447, .734

Top Subs: Milton Jennings, So., 6-9, 225, 4, 8.3, 5.2, .410, .772
 Bryan Narcisse, Jr., 6-6, 220, 4, 2.9, 1.6, .500, .531
 Cory Stanton, Fr., 5-10, 175, 0, 2.4, 0.6, .345, .667
 Zavier Anderson, Sr., 5-9, 170, 4, 1.3, 1.3, .467, .421

Notes: Clemson posted 20 or more wins for the fifth straight season, a school record ... Tigers earned invitation to the NCAA Tournament for fourth straight year, also a record ... won first NCAA Tournament game in 14 years vs. UAB ... advanced to semifinals of ACC Tournament for second time in last four years ... Brownell sets first-year Clemson coaching records for wins (22) and winning percentage (.647) ... led the ACC in scoring defense, allowing just 61.4 points per game, a figure that ranked 24th nationally ... Stitt named third-team All-ACC and was also first-team All-ACC Tournament ... Grant named to All-ACC Defensive Team ... Stitt first player at Clemson to start on four NCAA Tournament teams ... Young led the ACC with 2.55 assist-to-turnover ratio ... Smith named to third straight All-ACC Academic Team; * - assist average.


2011-12

(16-15 Overall, 8-8 ACC)

- G Andre Young, Sr., 5-9, 170, 31, 13.3, 2.7, .416, .828
- G Tanner Smith, Sr., 6-5, 210, 31, 11.2, 5.1, .457, .721
- C Devin Booker, Jr., 6-8, 245, 29, 10.5, 7.0, .459, .698
- F Bryan Narcisse, Sr., 6-6, 225, 17, 2.6, 2.1, .377, .696
- C Milton Jennings, Jr., 6-9, 225, 23, 9.7, 5.6, .439, .592

Top Subs: Catalin Baciu, Sr., 7-2, 255, 5, 4.1, 2.1, .581, .581
 K.J. McDaniels, Fr., 6-6, 190, 1, 3.9, 1.8, .454, .579
 Rod Hall, Fr., 6-1, 210, 9, 3.8, 1.3, .441, .596
 T.J. Sapp, Fr., 6-2, 190, 9, 3.6, 1.6, .311, .438
 Devin Coleman, Fr., 6-2, 200, 0, 2.6, 1.3, .359, .727

Notes: Clemson posted a break even record in the ACC for a school-record fifth consecutive season ... defeated three teams that advanced to the NCAA Tournament, all at home, including eventual Sweet 16 participant NC State and ACC Tournament champion Florida State ... upset No. 22 Virginia ... ranked second in the ACC in scoring defense (60.6) ... Young named to the All-ACC Defensive Team, the fourth straight year Clemson has had at least one player selected ... Smith named to All-ACC Academic Team for fourth straight season, one of only two players in Clemson history to accomplish the feat ... all four scholarship seniors earned degrees during the academic year; * - assist average



TONY CHRISTIE PLAYED 217 GAMES OVER HIS CAREER FROM 1995-99, HELPING THE TIGERS TO THREE NCAA BIDS.



ALL-TIME STARTING LINEUPS

2012-13

(13-18 Overall, 5-13 ACC)

- G Rod Hall, So., 6-1, 210, 30, 5.7, *3.5, .437, .597
- G Damarcus Harrison, So., 6-4, 200, 14, 5.2, 2.8, .363, .739
- C Devin Booker, Sr., 6-8, 250, 31, 13.1, 7.5, .545, .623
- F K.J. McDaniels, So., 6-6, 200, 25, 10.9, 5.0, .433, .684
- C Milton Jennings, Sr., 6-9, 225, 29, 10.2, 6.4, .409, .681
- Top Subs:** Jordan Roper, Fr., 5-11, 165, 13, 7.9, 1.3, .384, .630
Adonis Filer, Fr., 6-2, 190, 4, 6.3, 2.3, .370, .675
Bernard Sullivan, So., 6-7, 230, 0, 1.8, 1.3, .450, .700

Notes: Clemson was second in the ACC and in the top 40 in the NCAA in scoring defense (60.1), the best figure by a Tiger team since 1950 ... committed fewest turnovers per game (11.45) in school history ... Booker named third-team All-ACC, joining his older brother Trevor as only the third combination in ACC history to make one of the all-conference teams ... Jennings named to All-Tournament Team at Old Spice Classic ... Roper first freshman to lead Tigers in steals since Vernon Hamilton in 2003-04 ... Roper named to All-ACC Academic Team; * - assist average

2013-14

(23-13 Overall, 10-8 ACC)

- G Rod Hall, Jr., 6-1, 210, 36, 9.7, *4.0, .433, .757
- G Damarcus Harrison, Jr., 6-4, 205, 22, 7.8, 2.7, .389, .836
- C Landry Nnoko, So., 6-10, 250, 34, 6.5, 6.2, .548, .583
- F K.J. McDaniels, Jr., 6-6, 200, 35, 17.1, 7.1, .459, .842
- F Jaron Blossomgame, Fr., 6-7, 215, 30, 4.9, 5.0, .395, .596
- Top Subs:** Jordan Roper, So., 5-11, 165, 13, 7.4, 1.7, .406, .817
Adonis Filer, So., 6-2, 190, 4, 3.9, 1.3, .333, .794
Austin Ajukwa, Fr., 6-5, 190, 0, 2.3, 1.0, .400, .600
Sidy Djitte, Fr., 6-10, 240, 1, 1.1, 2.7, .419, .167

Notes: Clemson improved by 10 wins over the previous season, tied for the best single-season jump in school history ... the Tigers won 10 ACC games for only the fourth time in school history and returned to postseason play for the first time since 2011 ... advanced to the NIT semifinals for the third time ... led the NCAA in three-point percentage defense (.285) and ranked in the top 10 in scoring defense (58.4) and total blocks (221) ... McDaniels was first-team All-ACC and the ACC Defensive Player of the Year, Clemson's first such honoree ... McDaniels became the third player in school history with 100 blocked shots in a season, and led the ACC for a second straight season ... McDaniels was only NCAA player to lead his team in scoring, rebounding, blocks, steals and three-point goals ... Nnoko was third in ACC with 2.0 blocks per game, while Hall was in top 10 in both assists per game and assist-to-turnover ratio; * - assist average

2014-15

(16-15 Overall, 8-10 ACC)

- G Rod Hall, Sr., 6-1, 205, 31, 9.2, *3.4, 4.05, .757
- G Damarcus Harrison, Sr., 6-4, 205, 21, 7.9, 2.9, .374, .690
- C Landry Nnoko, Jr., 6-10, 255, 30, 7.6, 5.4, .508, .657
- F Donte Grantham, Fr., 6-8, 205, 31, 8.8, 4.6, .372, .547
- F Jaron Blossomgame, So., 6-7, 215, 31, 13.1, 8.2, .486, .708
- Top Subs:** Jordan Roper, Jr., 5-11, 165, 10, 6.5, 1.5, .340, .818
Austin Ajukwa, So., 6-6, 205, 0, 3.1, 1.8, .357, .650
Josh Smith, Jr., 6-8, 245, 0, 2.4, 2.7, .520, .622
Sidy Djitte, So., 6-10, 240, 0, 2.1, 3.2, .458, .559

Notes: Clemson won eight ACC games for the fourth time in five seasons under Brad Brownell ... the Tigers defeated six teams rated in the top 100 of the final RPI ... beat No. 18 Arkansas in overtime, 68-65, on Dec. 7 ... won ACC road games at Pittsburgh, NC State and Florida State ... defeated three SEC teams, most since the 2007-08 season ... Hall finished his career ninth in Clemson history for assists, games and starts ... Roper named to All-ACC Academic Team ... Blossomgame first Clemson freshman or sophomore since Greg Buckner in 1995 to lead the team in both scoring and rebounding ... Nnoko finished third in the ACC in blocks per game (2.0); * - assist average

2015-16

(17-14 Overall, 10-8 ACC)

- G Jordan Roper, Sr., 6-0, 165, 31, 8.8, *3.8, .371, .737
- G Avry Holmes, Jr., 6-2, 195, 31, 10.0, 2.8, .374, .725
- C Landry Nnoko, Sr., 6-10, 255, 26, 8.1, 5.7, .552, .636
- F Donte Grantham, Fr., 6-8, 210, 31, 10.2, 4.1, .384, .846
- F Jaron Blossomgame, Jr., 6-7, 220, 31, 18.7, 6.7, .513, .782
- Top Subs:** Gabe DeVoe, So., 6-3, 205, 0, 5.3, 2.8, .341, .720
Sidy Djitte, Jr., 6-10, 240, 5, 5.3, 5.2, .620, .635
Ty Hudson, Fr., 6-1, 205, 0, 2.4, 0.4, .352, .455

Notes: Clemson won 10 ACC games for only the fifth time in school history ... the Tigers defeated four top-25 teams, most since the 1996-97 season ... defeated three top-25 teams in same week, including top-10 foes Duke and Miami ... won in overtime at Syracuse, first road ACC win in overtime in nearly 20 years ... had more ACC wins than non-conference, a first since 1966-67 ... averaged just 10.2 turnovers per game, fewest in program history ... led ACC in blocks per game for second time in three seasons ... Blossomgame named first-team All-ACC and Most Improved Player ... Blossomgame scored 580 points, eighth-most in Clemson season history ... Blossomgame first player in Clemson history to shoot 50 percent overall, 40 percent from three and 75 percent at the free throw line in same season ... Blossomgame ACC Player of the Week and Naismith Trophy Player of the Week after wins over Duke and Miami ... DeVoe and Roper named to All-ACC Academic Team ... Roper named ACC postgraduate scholarship recipient ... Roper broke season record with 3.03 assist-turnover ratio ... Nnoko named to All-ACC Defensive Team; led ACC in blocks per game (2.3); * - assist average

2016-17

(17-16 Overall, 6-12 ACC)

- G Shelton Mitchell, RSo., 6-3, 195, 27, 10.8, 3.5*, .459, .798
- G Avry Holmes, Sr., 6-2, 195, 33, 10.3, 2.4, .415, .815
- C Sidy Djitte, Sr., 6-10, 240, 24, 6.5, 7.7, .529, .681
- F Donte Grantham, Jr., 6-8, 215, 32, 7.3, 4.3, .383, .742
- F Jaron Blossomgame, Sr., 6-7, 220, 33, 17.7, 6.3, .499, .714



AKIN AKINGBALA
 Averaged 12.1 POINTS
 AND 8.2 REBOUNDS
 PER GAME AS A SENIOR
 IN 2005-06.

- Top Subs:** Gabe DeVoe, Jr., 6-3, 210, 7, 7.1, 2.8, .379, .600
Marquise Reed, So., 6-3, 185, 0, 10.0, 2.3, .402, .906
Elijah Thomas, RFr., 6-9, 235, 7.5, 4.2, .578, .479

Notes: Won 11 games outside of ACC play, including a 62-60 thrilling victory at South Carolina ... it marked the program's first road win against a top-25 non-conference opponent ... Clemson scored its most points against an ACC opponent (95) since 2006 in a win over Wake Forest ... Clemson extended its home winning streak over Georgia Tech to 12 games with a victory on Feb. 1 ... the Tigers also pushed its home winning streak to six in a row - its longest streak ever against Wake (1985-90) ... in the Tigers' ACC tournament opening round win over NC State, head coach Brad Brownell tied Cliff Ellis for the Clemson record with his 59th win over an ACC team ... Blossomgame earned All-ACC honors for the second consecutive season, while finishing with 584 points - eighth most in Clemson history ... was a finalist for Julius Erving and Senior CLASS awards ... finished career with 1,733 points - fifth in history ... selected 59th overall in the 2017 NBA Draft by the San Antonio Spurs - 27th player in Clemson history to be drafted ... Sidy Djitte, Isaac Fields and Riley McGillan named to ACC Academic Honor Roll ... Gabe DeVoe and Avry Holmes earned All-ACC Academic Honors ... Marquise Reed finished 12th in the country and second in the ACC in free throw percentage (.906) - second-highest in program history and highest for a sophomore player; * - assist average

2017-18

(25-10 Overall, 11-7 ACC)

- G Shelton Mitchell, R Jr., 6-3, 194, 33, 12.2, 3.6*, .399, .857
- G Marquise Reed, R Jr., 6-3, 189, 35, 15.8, 4.7, .430, .845
- G Gabe DeVoe, Sr., 6-3, 207, 35, 14.2, 4.7, .449, .780
- F Donte Grantham, Sr., 6-8, 215, 19, 14.2, 6.9, .560, .780
- F Elijah Thomas, Jr., 6-9, 237, 35, 10.7, 8.1, .560, .619
- Top Subs:** Aamir Simms, Fr., 6-7, 237, 34, 4.0, 3.2, .473, .577
Mark Donnal, Gr., 6-9, 232, 34, 3.7, 1.6, .523, .737
David Skara, R Jr., 6-8, 208, 26, 3.3, 2.8, .423, .588
Clyde Trapp, Fr., 6-4, 192, 29, 1.8, 0.7, .390, .737

Notes: Tied a program record with 25 wins and set a program record with 11 wins in ACC play - also tying the program record for the most conference wins in its history ... finished 15-1 in home games (second-most wins all-time at home in a single season - the most home wins ever during a regular season) ... finished 11-1 in non-conference play, including wins at Ohio State and against No. 22 Florida ... Clemson extended its home winning streak over Georgia Tech to 13 games with a victory on Feb. 24 ... won 11 games outside of ACC play, including a 62-60 thrilling victory at South Carolina ... it marked the program's first road win against a top-25 non-conference opponent ... Clemson scored its most points against an ACC opponent (95) since 2006 in a win over Wake Forest ... Clemson extended its home winning streak over Georgia Tech to 12 games with a victory on Feb. 1 ... the Tigers also pushed their home winning streak to six in a row - its longest streak ever against Wake (1985-90) ... in the Tigers' ACC tournament opening round win over NC State, head coach Brad Brownell tied Cliff Ellis for the Clemson record with his 59th win over an ACC team ... Blossomgame earned All-ACC honors for the second consecutive season, while finishing with 584 points - eighth most in Clemson history ... was a finalist for Julius Erving and Senior CLASS awards ... finished career with 1,733 points - fifth in history ... selected 59th overall in the 2017 NBA Draft by the San Antonio Spurs - 27th player in Clemson history to be drafted ... Sidy Djitte, Isaac Fields and Riley McGillan named to ACC Academic Honor Roll ... Gabe DeVoe and Avry Holmes earned All-ACC Academic Honors ... Marquise Reed finished 12th in

the country and second in the ACC in free throw percentage (.906) - second-highest in program history and highest for a sophomore player; * - assist average

2018-19

(20-14 Overall, 9-9 ACC)

- G Shelton Mitchell, Sr., 6-4, 200, 32, 11.5, 3.0*, .379, .833
- G Marquise Reed, Sr., 6-3, 189, 31, 19.4, 5.5, .440, .843
- F David Skara, Sr., 6-3, 207, 33, 7.6, 4.2, .468, .722
- F Aamir Simms, So., 6-8, 248, 34, 8.1, 4.6, .441, .750
- F Elijah Thomas, Sr., 6-9, 245, 13.0, 7.8, .612, .638
- Top Subs:** Clyde Trapp, So., 6-4, 194, 34, 6.0, 3.4, .399, .645
John Newman III, Fr., 6-5, 197, 34, 2.1, 1.8, .384, .545
Javan White, Jr., 6-10, 227, 33, 2.0, 2.0, .560, .458
Hunter Tyson, Fr., 6-8, 204, 31, 1.6, 1.0, .254, .667

Notes: Completed back-to-back 20+ win seasons with a 20-14 overall record ... earned a trip to the 2019 NIT - its third-straight postseason appearance ... 45 wins in back-to-back seasons is the third most in program history ... finished 14-5 at home and have gone 29-6 at home over the past two seasons ... Marquise Reed earned All-ACC Third Team honors ... Reed's 19.4 scoring average was the most for a Tiger since Will Solomon (2000-01) ... Elijah Thomas earned his second consecutive All-ACC Defensive Team honor ... head coach Brad Brownell moved into sole possession of second all-time in wins at Clemson (169); * - assist average

2019-20

(16-15 Overall, 9-11 ACC)

- G Al-Amir Dawes, Fr., 6-2, 180, 31, 9.5, 2.5*, .381, .789
- G Clyde Trapp, Jr., 6-4, 200, 21, 6.0, 3.9, .367, .500
- G John Newman, Co., 6-5, 197, 31, 9.5, 3.9, .440, .726
- F Tevin Mack, Gr., 6-7, 225, 31, 12.2, 5.2, .449, .613
- F Aamir Simms, Jr., 6-8, 248, 30, 13.0, 7.2, .474, .705
- Top Subs:** Curran Scott, Gr., 6-5, 208, 31, 5.7, 1.7, .369, .787
Hunter Tyson, So., 6-8, 211, 31, 5.5, 3.0, .445, 707
Alex Hemenway, Fr., 6-3, 180, 15, 4.8, 0.9, .500, .476

Notes: Won a nation-leading three Top-6 ranked games (Duke, Louisville, Florida State) ... ended 59-game losing streak in Chapel Hill with a 79-76 overtime win at North Carolina ... Aamir Simms led Clemson in that game with 20 points, eight rebounds, six assists, four steals and three blocks - earning ACC Player of the Week honors ... Simms also was named Third-Team All-ACC ... Simms led Clemson in points, rebounds, assists and blocks in 2019-20 ... Brad Brownell became the all-time wins leader at Clemson and currently stands with 185 victories; * - assist average and highest for a sophomore player; * - assist average

ALL-TIME STARTING LINEUPS

2020-21

(16-8 Overall, 10-6 ACC)

- G Al-Amir Dawes, So., 6-2, 180, 24, 9.0, 2.0, .421, .742
- G Clyde Trapp, Sr., 6-4, 200, 24, 7.3, 5.3, .419, .615
- F Hunter Tyson, Jr., 6-8, 215, 19, 7.5, 4.2, .465, .771
- F Jonathan Baehre, Sr., 6-10, 214, 4.3, 3.4, .391, .852
- F Aamir Simms, Sr., 6-8.5, 245, 24, 13.4, 6.4, .532, .825
- Top Subs:** Nick Honor, So., 5-10, 205, 24, 8.1, 2.2, .392, .739
Alex Hemenway, So., 6-3, 185, 24, 4.7, 1.3, .419, .889

Notes: Won 16 games during a COVID-19 shortened season, including 10 in ACC play ... the 10 ACC victories tied for the second-most in Clemson history ... advanced to the program's 13th NCAA Tournament, including the third under Head Coach Brad Brownell ... Clemson earned a No. 7 seed for its body of work during the regular season ... the Tigers finished tied for fifth in the ACC this season, finishing five spots ahead of their preseason projection (second-highest in ACC behind Virginia Tech's +8) ... Clemson finished 11-1 in Littlejohn Coliseum, tied for the fifth-best winning percentage in Littlejohn Coliseum history (.917; tied 1974-75 Tiger team) ... with small or non-existent COVID-19 attendances, the Tigers finished 19th in the country in attendance (21,613 over 12 home contests) ... Clemson finished with a top-6 scoring defense in its history (61.9 points allowed per game), 12th in national stats this season ... the Tigers recorded four wins over top 15 winnigest programs of all time (North Carolina, Purdue, Louisville and Syracuse) ... Clemson held opponents to 50 points or less in a game on five occasions (5-0), including two under 40 (2-0) ... Clemson earned eight wins over eventual NCAA Tournament teams (Alabama, Purdue, Florida State, North Carolina, Georgia Tech, Maryland, Syracuse and Morehead State), tied for first in Clemson history ... Clemson's average NET ranking of teams it defeated was 91 - tied for 12th best in the nation ... Clemson won the Space Coast Challenge (beating Mississippi State and Purdue) for its first regular season tournament championship since 2008 ... the Tigers finished this Clemson team finished first in program history in free throw percentage (76.9 percent), which outdid the 2017-18 squad (75.5 percent); * - assist average

2021-22

(17-16 Overall, 8-12 ACC)

- G Al-Amir Dawes, Jr., 6-2, 182, 33, 11.3, 2.8, .405, .847
- G Nick Honor, Jr., 5-10, 195, 33, 7.7, 1.4, .395, .905
- G David Collins, Sr., 6-4.5, 217, 32, 10.3, 6.9, .511, .598
- F Hunter Tyson, Sr., 6-8, 215, 25, 10.0, 5.5, .347, .786
- C PJ Hall, So., 6-10, 240, 30, 15.5, 5.8, .493, .781
- Top Subs:** Chase Hunter, Jr., 6-3.5, 204, 33, 6.7, 2.7, .451, .750
Alex Hemenway, Jr., 6-3, 195, 31, 5.2, 1.3, .413, .710
Naz Bohannon, Sr., 6-6, 232, 33, 5.7, 4.1, .526, .686

Notes: Won 17 games and finished 8-12 in ACC play ... won 5-out-of-their-last-six games to end the season, including a victory over NC State in the ACC Tournament ... with that win, the Tigers clinched their ninth-straight winning season - a program record ... Head Coach Brad Brownell won his 200th game as Clemson's coach and stands at 217 wins all-time ... with a win over Wake Forest on Feb. 23, Brownell earned his 100th ACC victory ... the Tigers erased two 10-point deficits in 2021-22 (11 vs. Presbyterian and 13 vs. Georgia Tech) ... Clemson overcame three halftime deficits, including the two mentioned above and Virginia Tech on Senior Day ... Clemson beat Pittsburgh by 27 points on Jan. 22 and it marked the eighth highest victory margin in ACC play in Clemson history

... it was tied for fifth in home ACC victory margin ... Clemson won at Virginia for the first time in 11 tries on Dec. 22 ... the Tigers won by 17 points, which tied for the 12th-largest victory margin on the road in ACC play in program history ... it was Virginia's largest at home for the Cavaliers since Feb. 26, 2011 ... coach Brownell has 30 road wins in his career in ACC play - the most in Clemson history ... Clemson put together a 12-game win streak at home (dating back to 2020-21 season) and it was the longest for Clemson since a 15-game streak between March 1, 2017 and Feb. 18, 2018 ... Clemson beat South Carolina again on Dec. 18, 2021 and it marks an 11-2 record in Clemson's last 13 against the SEC ... the Tigers are also 4-1 in their last five against South Carolina * - assist average

2022-23

(23-11 Overall, 14-6 ACC)

- G Chase Hunter, Jr., 6-3.5, 204, 13.8, 3.0, 4.5*, .410, .813
- G Brevin Galloway, Gr., 6-3, 210, 11.2, 2.4, .437, .869
- F Hunter Tyson, Gr., 6-8, 217, 15.3, 9.6, .479, .838
- F Ian Schieffelin, So., 6-7, 230, 5.5, 4.1, .511, .688
- C PJ Hall, Jr., 6-10, 245, 15.3, 5.7, .535, .786
- Top Subs:** Alex Hemenway, Sr., 6-3, 195, 20, 6.9, 1.8, .500, .750
RJ Godfrey, Fr., 6-7, 225, 33, 3.2, 2.1, .597, .654
Ben Middlebrooks, So., 6-10.5, 240, 34, 3.1, 2.7, .480, .773

Notes: Won 23 games and set school record for conference wins with 14. Previous record was 11-4 in 1951-52 and 11-7 in 2017-18 ... Clemson won 10 ACC games by at least 10 points and six by at least 20 points, they were the most 10 and 20 point conference wins among league schools ... Third team in Clemson history to win 70 percent of its league games joining 10-4 teams of 1986-87 and 1989-90 ... Tied school record for ACC road wins in a season with five. Tied record of five (5-2) set by the 1986-87 Clemson team that was led by Horace Grant ... Team won consecutive games on the road against ACC teams at Virginia Tech and Pitt, a first for the program since 1996-97 ... Won first seven ACC games to tie school record for consecutive league games at any point in the same regular season ... Won 11 straight ACC games over two years (last four of 2021-22 and first seven of 2022-23), all-time Clemson record for consecutive wins over ACC teams by four (won 7 in 1966-67) ... Team posted a 7-2 record in month of January, most wins in January since Jan. 1990 ... Clemson was picked to finish 11th in the ACC preseason media poll and finished tied for third ... Ninth time in 13 seasons under Brad Brownell that Clemson finished higher than its prediction in preseason ACC media poll ... Clemson's four season series ACC sweeps are second most in school history behind the five sweeps by the 1986-87 team ... Clemson overcame a halftime deficit to gain victory seven times, a school record for one season ... Clemson defeated Syracuse 91-73 and NC State 96-71 - marking the first time since 1975-76 that Clemson won consecutive ACC games scoring at least 90 points ... Clemson's 25-point win at NC State was the fourth largest margin of victory in an ACC road game in school history ... Clemson's 40-point win over Florida State was the school's largest margin of victory in an ACC game in history by six points ... Clemson was ranked in the top 25 of the AP poll for the last three polls in January (No. 19 on Jan. 16, No. 24 on Jan. 23 and No. 20 on Jan. 30) ... Head Coach Brad Brownell won his 400th game of his coaching career in a 72-64 win over Duke ... Hunter Tyson earned All-ACC First Team honors, NABC All-District First Team honors, USBWA All-District and 2023 ACC Skip Prosser Scholar Athlete of the

Year ... Tyson was Clemson's first Academic All-American since 1980 (Bobby Conrad) ... PJ Hall was named All-ACC Third Team. * - assist average

2023-24

(24-12 Overall, 11-9 ACC)

- G Chase Hunter, RSR., 6-4.5, 200, 12.9, 2.6, 3.2*, .424, .850
- G Joseph Girard III, Gr., 6-2, 189, 15.1, 3.2, 2.9*, .430, .935
- F Jack Clark, Gr., 6-10, 207, 4.7, 4.9, .398, .769
- F Ian Schieffelin, Jr., 6-8, 238, 10.1, 9.4, 2.2*, .564, .731
- C PJ Hall, Sr., 6-10.5, 238, 18.3, 6.4, .488, .779
- Top Subs:** RJ Godfrey, So., 6-8, 228, 36, 6.1, 3.4, .594, .627
Chauncey Wiggins, So., 6-10.5, 210, 36, 5.4, 2.1, .442, .714
Dillon Hunter, So., 6-3.5, 187, 36, 2.3, 1.6, .393, .421
Josh Beadle, RSo., 6-3.5, 180, 32, 3.0, 0.9, .473, .688

Notes: Just the second team in Clemson history to reach Elite 8 of NCAA Tournament, first time in 44 years. Accomplished this as a No. 6 seeded team in West regional, same seed and regional as the 1980 Clemson team. According to research by CBS Sports, the 44 years in between Elite 8 appearances is the fourth longest in the history of the tournament. The longest is a 54-year stretch by Loyola (Chicago) ... Defeated No. 3 seed Baylor and No. 2 seed Arizona in the NCAA Tournament. Win over No. 3 seed Baylor was best seed Clemson has beaten in NCAA Tournament since 1980. Then topped that with win over No. 2 Arizona that was the best seed Clemson has beaten in the NCAA Tournament ... Had three players (PJ Hall, Chase Hunter, Ian Schieffelin) named to NCAA All-Regional team, most in one year in Clemson history. Had just two selections total previously (Larry Nance, 1980, Gabe Devoe, 2018) ... Clemson won its first three games of the NCAA Tournament as the underdog, the first team to do that since 1985 ... Clemson defeated nine NCAA Tournament teams, six in the regular season and three in the tournament, the most in a season in school history. Seven of the nine wins were recorded away from home, most in a season in school history ... Recorded 12 wins away from home, an all-time school record for one season. Had six wins on opponent's home court, six wins on neutral sites ... The 12 wins away from home included seven vs. NCAA Tournament teams, most in one season in Clemson history ... Had five wins during the regular season against non-conference teams that reached the NCAA Tournament, most in one season in school history ... Had five road ACC wins, tied for the most in a season in Clemson history ... Won at North Carolina for just the second time in school history, the first road win over a ranked North Carolina team. Clemson had lost 37 straight in Chapel Hill to Top 25 North Carolina teams ... The win at No. 3 North Carolina was the second highest ranked road win in Clemson history (beat No. 2 Maryland on road in 1975-76) ... Win at North Carolina was the first win for Clemson (anywhere) against a team that would become a No. 1 seed since 1997 (Kentucky) and just the fourth time ever Clemson has beaten a team that would go on to be a No. 1 seed (also UNC 1979 and UNC 1994) ... Recorded four wins over top 25 teams (beat No. 23 Alabama, No. 3 North Carolina, No. 14 Baylor and No. 9 Arizona). All four wins were away from home, the most wins away from home over Top 25 teams in one season in school history ... The wins over No. 14 Baylor and No. 9 Arizona in the NCAA Tournament marked the first time Clemson has beaten Top 25 teams in consecutive games since Jan. 13-16, 2016 when the Tigers defeated No. 9 Duke and No. 8 Miami. Both were recorded on Clemson's then home court in Greenville, S.C. (Littlejohn was being renovated that year) ... The wins over No. 14 Baylor and No. 9 Arizona in consecutive games marked the first time Clemson has won consecutive games away from home over Top 25 teams since Jan. 17-21, 1975 when Clemson won at No. 5 Wake Forest in Winston-Salem (86-81) and at No. 2 Maryland (82-77) ... Recorded six wins in the month of February, most February wins in a season since 1990 ... Won 24 games, tied for fourth most in school history and just one off of school record of 25 ... Won 47 games over the last two years, two short of school record of 49 over consecutive years in 2006-07 and 2007-08 ... Won 25 ACC games over the last two years, school record for consecutive years, previous mark was just 20 ... Recorded back-to-back seasons of at least 10 ACC wins, a first in Clemson history ... Back-to-back winning seasons in ACC for first time since a four-year run, 2007-08 through 2010-11 ... 10 ACC Road wins over the last two seasons, most in consecutive years in school history ... Had a first-team All-ACC player in consecutive years for the first time ever. Hunter Tyson in 2022-23 and PJ Hall in 2023-24.




ROD HALL WAS A FIXTURE IN CLEMSON'S STARTING LINEUP FROM 2011-15, AVERAGING 9.2 POINTS PER GAME AS A SENIOR.




ACC ERA PLAYERS

Name	Years	Hometown	GP	FGM	FGA	Pct	3PT	3PA	Pct	FTM	FTA	Pct	Reb	Avg	Ast	TO	ST	BS	Pts	Avg
Colon Abraham	1974-78	Darlington, S.C.	106	446	832	53.6	-	-	-	169	227	74.4	309	2.9	100	108	52	6	1061	10.0
Austin Ajukwa	2013-15	Columbia, S.C.	55	53	143	37.1	20	61	32.8	25	40	62.5	80	1.5	18	29	28	8	151	2.7
Akin Akingbala	2002-06	Lagos, Nigeria	105	284	483	58.8	1	2	50.0	152	284	53.5	539	5.1	58	155	72	92	721	6.9
Adam Allenspach	1997-01	Parkland, Fla.	117	272	580	41.9	0	9	0.0	190	270	70.4	488	4.2	44	119	31	60	734	6.3
Steve Allen	2001-06	Fort Lauderdale, Fla.	76	57	110	51.8	0	0	0.0	29	67	43.3	137	1.8	9	52	13	35	143	1.9
Ryan Amestoy	1991-92	Snellville, Ga.	21	27	61	44.3	14	30	46.7	13	17	76.5	23	1.1	9	14	7	0	81	3.9
Lee Anderson	1975-78	Mayesville, S.C.	16	6	11	54.5	-	-	-	4	8	50.0	3	0.2	1	10	0	0	16	1.0
Zavier Anderson	2007-11	Greenville, S.C.	56	17	40	42.5	3	6	50.0	10	25	40.0	49	0.9	44	46	26	9	47	0.8
David Angel	1970-73	Rock Hill, S.C.	78	317	657	48.2	-	-	-	311	450	69.1	607	7.8	27	-	-	-	945	12.1
Rudy Antonicic	1963-66	McKeesport, Pa.	31	21	63	33.3	-	-	-	24	40	60.0	34	1.1	-	-	-	-	66	2.1
Walt Ayers	1964-67	Turtle Creek, Pa.	66	89	225	39.5	-	-	-	78	150	52.0	146	2.2	-	-	-	-	256	3.9
Joe Ayoub	1964-67	Pittsburgh, Pa.	69	102	258	39.5	-	-	-	102	137	74.5	186	2.7	-	-	-	-	306	4.4
Olu Babalola	2001-05	London, England	108	225	604	37.3	64	226	28.3	180	258	69.8	363	3.4	120	187	104	27	694	6.4
Catalin Baciu	2008-12	Cluj-Napoca, Romania	75	79	145	54.5	-	-	-	26	52	50.0	127	1.7	7	36	14	23	184	2.5
Jonathan Baehre	2019-21	Weisbaden, Germany	26	36	94	38.3	8	31	25.8	23	27	85.2	88	3.4	20	23	9	14	103	4.0
Pasha Bains	1999-01	Richmond, British Columbia	51	95	233	40.8	44	129	34.1	32	48	66.7	69	1.4	34	34	8	1	266	5.2
Jonah Baize	2007-11	Evansville, Ind.	24	2	5	40.0	2	2	1.000	0	0	0.0	6	0.3	2	6	0	0	6	0.3
Dave Bauman	1954-55	Asheville, N.C.	2	1	1	100.0	-	-	-	1	1	100.0	5	2.5	-	-	-	-	3	1.5
Josh Beadle	2022-24	Columbia, S.C.	65	67	160	41.9	9	49	18.4	29	43	67.4	64	1.0	54	51	16	7	172	2.6
Milan Belich	1981-83	Solon, Ohio	33	44	103	42.7	4	10	40.0	20	28	71.4	27	0.8	31	15	12	0	112	3.4
Buddy Benedict	1963-66	Duquesne, Pa.	62	125	324	38.6	-	-	-	113	180	62.8	135	2.2	-	-	-	-	363	5.9
Bob Benson	1959-62	Greensburg, Pa.	63	68	171	39.8	-	-	-	33	53	62.3	93	1.5	-	-	-	-	169	2.7
Connie Berry	1958-59	Spartanburg, S.C.	13	5	29	17.2	-	-	-	12	25	48.0	25	1.9	-	-	-	-	22	1.7
Michael Best	1985-87	Washington, DC	21	51	128	39.8	-	-	-	15	22	68.2	38	1.8	35	26	19	6	117	5.6
Jo Jo Bethea	1973-75	Newport News, Va.	53	108	246	43.9	-	-	-	45	71	63.4	78	1.5	114	-	-	-	261	4.9
Julian Betko	2002-04	Ruzomberok, Slovakia	29	19	51	37.3	11	36	30.6	5	9	55.6	23	0.8	15	20	11	-	54	1.8
Speight Bird	1960-61	Rock Hill, S.C.	7	4	8	50.0	-	-	-	1	2	50.0	8	1.1	-	-	-	-	9	1.3
Anthony Blackman	1984-85	Buffalo, N.Y.	8	8	16	50.0	-	-	-	9	13	69.2	3	0.4	6	3	3	0	25	3.1
Ed Bleyнат	1983-84	Valdese, N.C.	5	1	1	100.0	-	-	-	1	5	20.0	2	0.4	1	1	0	0	3	0.6
Jaron Blossomgame	2013-17	Alpharetta, Ga.	128	626	1286	48.7	96	305	31.5	383	529	72.4	831	6.5	143	190	83	95	1733	13.5
Naz Bohannon	2021-22	Lorain, Ohio	33	82	156	52.6	1	2	50.0	24	35	68.6	134	4.1	56	40	14	3	189	5.7
Mike Bohonak	1961-64	Pittsburgh, Pa.	76	217	550	39.5	-	-	-	50	77	64.9	365	4.8	-	-	-	-	484	6.4
Bill Bonzulak	1959-61	DuMont, N.J.	11	9	21	42.9	-	-	-	0	0	0.0	7	0.6	-	-	-	-	18	1.6
Devin Booker	2009-13	Whitmire, S.C.	128	445	897	49.6	22	80	27.5	242	368	65.8	728	5.7	99	199	80	83	1154	9.0
Trevor Booker	2006-10	Whitmire, S.C.	134	687	1228	55.9	23	71	32.4	328	526	62.4	1060	7.9	224	260	144	249	1725	12.9
Chris Boozer	1987-88	Brevard, N.C.	5	1	8	12.5	0	3	0.0	1	2	50.0	5	1.0	3	1	0	0	3	0.6
Andre Bovain	1990-94	Columbia, S.C.	108	389	888	43.8	107	326	32.8	102	179	57.0	410	3.8	247	203	151	13	987	9.1
Dustin Braddick	1998-01	Charleston, S.C.	77	116	252	46.0	9	26	36.0	69	110	62.7	266	3.5	90	86	37	4	310	4.0
Jim Brennan	1961-64	McKeesport, Pa.	76	486	1145	42.4	-	-	-	345	423	81.6	267	3.5	-	-	-	-	1317	17.3
Ed Brinkley	1955-58	Asheville, N.C.	74	273	657	41.6	-	-	-	187	245	76.3	520	7.0	-	-	-	-	733	9.9
Colby Brown	1987-91	Baconton, Ga.	85	95	220	43.2	17	51	33.3	35	49	71.4	159	1.9	31	70	23	31	242	2.8
David Brown	1973-77	York, Pa.	84	238	491	48.5	-	-	-	125	161	77.6	373	4.4	103	81	53	28	601	7.2
Jeff Brown	1992-94	Thibodaux, La.	55	163	402	40.5	82	218	37.6	75	101	74.3	161	2.9	107	104	45	4	483	8.8
Jive Brown	1971-73	Eastover, S.C.	46	80	208	38.5	-	-	-	38	51	74.5	99	2.2	14	-	-	-	198	4.3
Michael Brown	1986-87	Baltimore, Md.	27	83	191	43.5	34	76	44.7	37	50	74.0	79	2.9	16	31	5	3	237	8.8
Mike Browning	1971-73	Gahanna, Ohio	51	197	436	45.2	-	-	-	129	192	67.2	311	6.1	28	-	-	-	523	10.3
Donnell Bruce	1987-91	Branchville, S.C.	66	117	285	41.1	34	109	31.2	32	50	64.0	109	1.7	53	56	25	4	300	4.5
Ron Budde	1994-95	Knoxville, Tenn.	3	0	0	0.0	0	0	0.0	0	0	0.0	0	0.0	0	0	0	0	0	0.0
Wayne Buckingham	1989-94	Atlanta, Ga.	90	117	261	44.8	0	1	0.0	68	126	54.0	245	2.7	36	101	48	23	302	3.3
Greg Buckner	1994-98	Hopkinsville, Ky.	122	679	1346	50.4	50	181	27.6	346	520	66.5	542	4.4	252	182	179	40	1754	14.4
Eric Burks	1990-92	Atlanta, Ga.	50	153	337	45.4	52	168	31.0	50	80	62.5	116	2.3	143	123	44	6	408	8.2
Gary Burnisky	1961-64	Bridgeville, Pa.	75	295	666	44.3	-	-	-	145	171	84.8	399	5.3	-	-	-	-	735	9.8
Andy Butchko	1973-76	Sharon, Pa.	19	10	30	33.3	-	-	-	12	18	66.7	22	1.2	11	8	1	1	32	1.7
Clarke Bynum	1980-84	Sumter, S.C.	92	184	411	44.8	2	10	20.0	94	129	72.9	196	2.1	179	101	48	7	464	5.0
Edward Bynum	1984-85	Sumter, S.C.	9	3	7	42.9	-	-	-	4	12	33.3	9	1.0	4	3	2	0	10	1.1
Tom Cameron	1955-58	Jersey City, N.J.	68	269	762	35.3	-	-	-	158	241	65.6	135	2.0	-	-	-	-	696	10.2
Elden Campbell	1986-90	Inglewood, Calif.	123	754	1342	56.2	3	10	30.0	369	576	64.1	836	6.8	113	269	135	334	1880	15.3
John Campbell	1977-80	Blenheim, S.C.	84	283	501	56.5	-	-	-	178	312	57.1	511	6.1	64	159	47	126	744	8.9
Marc Campbell	1980-84	Elizabethton, Tenn.	106	242	502	48.2	37	73	50.7	126	166	75.9	171	1.6	364	162	81	11	647	6.1
Tim Capehart	1972-74	Columbus, Ohio	25	36	89	40.4	-	-	-	15	27	55.6	30	1.2	31	-	-	-	87	3.5
Doug Cardoni	1990-91	Wilkes-Barre, Pa.	3	0	2	0.0	0	1	0.0	2	2	100.0	0	0.0	0	1	0	0	2	0.7
Don Carver	1957-60	Elkins, W.Va.	69	200	550	36.4	-	-	-	53	91	58.2	311	4.5	-	-	-	-	453	6.6
Marion Cash	1988-90	Bronx, N.Y.	64	172	387	44.4	9	38	23.7	137	216	63.4	184	2.9	335	211	102	8	490	7.7
Hank Channell	1964-67	Warner Robins, Ga.	69	147	306	48.0	-	-	-	65	125	52.0	219	3.2	-	-	-	-	359	5.2
Brian Chester	1994-97	Heightstown, N.J.	17	3	11	27.3	1	5	20.0	8	12	66.7	11	0.6	5	7	3	0	15	0.9
Chey Christie	2001-04	Hartford, Conn.	86	256	650	39.4	67	231	29.0	156	234	66.7	192	2.2	155	158	89	13	735	8.5
Jack Clark	2023-24	Cheltenham, Pa.	25	41	103	39.8	16	53	30.2	20	26	76.9	122	4.9	35	14	20	13	118	4.7
Tony Christie	1995-99	Hartford, Conn.	115	257	596	43.1	106	315	33.7	113	213	53.1	223	1.9	129	122	60	38	733	6.4
Frank Clarke	1957-60	Wadesboro, N.C.	30	13	33	39.4	-	-	-	15	21	71.4	54	1.8	-	-	-	-	41	1.4
Dwon Clifton	2000-02	Louisburg, N.C.	61	72	225	32.0	30	109	27.5	33	73	45.2	135	2.2	54	45	43	3	217	3.6
John Coakley	1969-71	Clemson, S.C.	73	122	331	36.9	-	-	-	94	155	60.6	139	1.9	-	-	-	-	338	4.6



MARION CASH WAS A STARTER ON CLEMSON'S 1990 ACC CHAMPIONSHIP TEAM.

ACC ERA PLAYERS



BOBBY CONRAD
APPEARED IN 116
GAMES FOR THE
TIGERS, WITH 402
CAREER ASSISTS.



**PJ HALL SCORED 1,702
POINTS AS A TIGER
(2020-24), INCLUDING
A SEASON-BEST 659 IN
2023-24.**

Name	Years	Hometown	GP	FGM	FGA	Pct	3PT	3PA	Pct	FTM	FTA	Pct	Reb	Avg	Ast	TO	ST	BS	Pts	Avg
Merl Code	1993-97	Greenville, S.C.	97	286	714	40.1	125	371	33.7	235	287	81.9	279	2.9	267	186	119	9	932	9.6
Sam Cohn	1963-66	Beckley, W.Va.	17	6	23	26.1	-	-	-	5	10	50.0	14	0.8	-	-	-	-	17	1.0
Devin Coleman	2011-13	Philadelphia, Pa.	32	42	105	40.0	12	42	28.6	15	19	78.9	40	1.3	12	16	10	4	111	3.5
Greg Coles	1975-79	East Elmhurst, N.Y.	100	316	646	48.9	-	-	-	175	263	66.5	209	2.1	152	138	104	12	807	8.1
David Collins	2021-22	Youngstown, Ohio	33	115	225	51.1	19	50	38.0	79	132	59.8	222	6.9	75	60	50	6	328	10.3
Scott Conant	1972-74	Subury, Ohio	19	21	53	39.6	-	-	-	7	14	50.0	39	2.1	11	-	-	-	49	2.6
Bobby Conrad	1976-80	Glen Ellyn, Ill.	116	169	376	44.9	-	-	-	204	285	71.6	172	1.5	402	227	141	14	542	4.7
Joe Cooley	1970-72	Prestonsburg, Ky.	24	12	25	48.0	-	-	-	12	20	60.0	22	0.9	-	-	-	-	36	1.5
Gary Cooper	1987-88	Ambridge, Pa.	1	0	0	0.0	0	0	0.0	0	0	0.0	0	0.0	0	0	0	0	0	0.0
Glenn Corbit	1983-86	Orangeburg, S.C.	66	280	590	47.5	-	-	-	106	163	65.0	193	2.9	109	125	53	16	666	10.1
Tom Corcoran	1964-66	North Charleston, S.C.	10	5	13	38.5	-	-	-	1	3	33.3	9	0.9	-	-	-	-	11	1.1
Chris Couch	1985-87	Greenville, S.C.	15	4	15	26.7	1	5	20.0	0	3	0.0	12	0.8	6	6	1	1	9	0.6
Ronnie Cox	1963-65	Syracuse, N.Y.	22	13	38	34.2	-	-	-	7	12	58.3	16	0.7	-	-	-	-	33	1.5
Michael Crocker	1999-00	Newberry, S.C.	5	0	2	0.00	0	0	0.00	0	0	0.00	1	.2	0	0	2	1	0	0.0
Wayne Croft	1972-75	Bamberg, S.C.	78	245	535	45.8	-	-	-	125	180	69.4	514	6.6	101	-	-	8	615	7.9
Ben Crosland	1953-55	Greenville, S.C.	30	9	30	30.0	-	-	-	7	17	41.2	21	0.7	-	-	-	-	25	0.8
Denny Danko	1966-68	Pittsburgh, Pa.	22	17	48	35.4	-	-	-	13	27	48.1	37	1.7	-	-	-	-	47	2.1
Dale Davis	1987-91	Toccoa, Ga.	121	633	1076	58.8	0	3	0.0	384	651	59.0	1216	10.0	84	189	106	210	1650	13.6
Kenny Davis	1973-74	Columbia, S.C.	3	1	1	100.0	-	-	-	0	0	0.0	1	0.3	-	-	-	-	2	0.7
Lyles Davis	2015-19	Charleston, S.C.	22	2	8	.250	1	4	.250	0	4	0.0	6	0.3	6	2	3	-	5	0.2
Al-Amir Dawes	2019-22	Newark, N.J.	88	287	716	40.1	175	471	37.2	118	147	80.3	230	2.6	196	171	81	6	867	9.9
Fred De Berry	1966-67	Raleigh, N.C.	1	1	6	16.7	-	-	-	0	1	0.0	2	2.0	-	-	-	-	2	2.0
Dave Demsey	1966-68	West Homestead, Pa.	35	37	112	33.0	-	-	-	23	43	53.5	72	2.1	-	-	-	-	97	2.8
Gabe DeVoe	2014-18	Shelby, N.C.	118	328	829	39.6	169	489	34.6	111	153	72.5	362	3.1	188	154	96	26	936	7.9
Ron DiPasquale	1972-73	North Bergen, N.J.	19	16	38	42.1	-	-	-	15	26	57.7	24	1.3	42	-	-	-	47	2.5
Marvin Dickerson	1975-79	Charleston, S.C.	105	197	406	48.5	-	-	-	114	183	62.3	371	3.5	90	165	53	23	508	4.8
Ibrahim Djambo	2013-14	Bamako, Mali	32	21	66	31.8	10	42	23.8	8	12	66.7	44	1.4	4	14	6	5	60	1.9
Sidy Djitte	2013-17	Dakar, Senegal	127	174	325	53.5	1	2	50.0	125	203	61.6	593	4.7	36	105	60	72	474	3.7
Chris Dodds	1979-82	State College, Pa.	83	235	452	52.0	-	-	-	147	189	77.8	72	0.9	325	172	72	5	617	7.4
Mark Donnal	2017-18	Monclova, Ohio	34	46	88	52.3	20	42	47.6	14	19	73.7	55	1.6	10	14	7	10	126	3.7
Jermel Douglas	1998-03	Rock Hill, S.C.	41	10	30	33.3	3	9	33.3	7	12	58.3	15	0.4	6	11	3	-	30	0.7
Chris Duncan	1987-88	Jonesboro, Ga.	12	24	70	34.3	15	44	34.1	8	15	53.3	34	2.8	28	19	12	2	71	5.9
Curt Eckard	1967-69	Hildebran, N.C.	58	112	254	44.1	-	-	-	75	141	53.2	206	3.6	-	-	-	-	299	5.2
Mike Eppley	1980-84	Charlotte, N.C.	69	102	234	43.6	10	28	35.7	65	84	77.4	83	1.2	268	160	50	0	279	4.0
Scott Everett	1992-93	Britton's Neck, S.C.	1	0	0	0.0	0	0	0.0	4	5	80.0	0	0.0	0	0	0	0	4	4.0
Mike Faer	1967-69	West Mifflin, Pa.	33	20	62	32.3	-	-	-	9	15	60.0	22	0.7	-	-	-	-	49	1.5
Ron Fenwick	1970-71	Rensselaer, Ind.	6	7	20	35.0	-	-	-	2	4	50.0	11	1.8	-	-	-	-	16	2.7
Carson Fields	2011-14	Pewee Valley, Ky.	30	5	19	26.3	0	10	0.0	1	4	25.0	8	0.3	4	3	0	2	11	0.4
Isaac Fields	2016-18	Pewee Valley, Ky.	7	1	3	33.3	0	2	0.0	0	0	0.0	1	0.1	0	0	0	0	2	0.3
Adonis Filer	2012-14	Chicago, Ill.	66	106	300	35.3	39	128	30.5	81	114	71.1	119	1.8	89	83	2	46	332	5.0
Bob Fisher	1956-57	Fairmont, N.C.	3	4	14	28.6	-	-	-	1	3	33.3	7	2.3	-	-	-	-	9	3.0
Sharron Ford	2001-05	Suitland, Md.	118	449	832	54.0	0	5	0.0	256	449	57.0	762	6.5	71	222	61	177	1154	9.8
Derrick Forrest	1988-90	Malone, Fla.	65	257	549	46.8	64	203	31.5	83	157	52.9	227	3.5	160	127	105	55	661	10.2
Devin Foster	2021-23	Canton, Mass.	13	0	3	0.0	0	3	0.0	0	2	0.0	2	0.2	0	3	0	0	0	0.0
Dickie Foster	1968-71	Enka, N.C.	76	188	419	44.9	-	-	-	169	290	58.3	471	6.2	-	-	-	-	545	7.2
Parker Fox	2018-22	Reno, Nev.	22	5	9	55.6	4	8	50.0	1	3	33.3	6	0.3	1	5	1	1	15	0.7
Mel Francisco	1971-72	Brentwood, Md.	17	10	20	50.0	-	-	-	1	2	50.0	28	1.6	-	-	-	-	21	1.2
John Franken	1973-77	Colonia, N.J.	83	139	302	46.0	-	-	-	41	74	55.4	100	1.2	188	111	47	9	319	3.8
Bob Fuzy	1977-80	Warrenville, Ill.	15	3	11	27.3	-	-	-	2	4	50.0	5	0.3	7	4	1	0	8	0.5
Brevin Galloway	2022-23	Anderson, S.C.	32	117	268	43.7	50	153	32.7	73	84	86.9	76	2.4	73	51	28	6	357	11.2
Charley Gage	1953-54	Clemson, S.C.	23	74	185	40.0	-	-	-	62	101	61.4	261	11.3	-	-	-	-	210	9.1
Geoff Gardner	1994-95	Lexington, N.C.	5	0	2	0.0	0	0	0.0	0	0	0.0	1	0.2	1	1	1	0	0	0.0
Ken Gardner	1964-67	Collingswood, N.J.	68	220	426	51.6	-	-	-	257	342	75.1	436	6.4	-	-	-	-	697	10.3
Patrick Garner	1995-96	Taylors, S.C.	8	3	5	60.0	0	0	0.0	1	2	50.0	3	0.4	1	5	0	1	7	0.9
Walt Gibbons	1957-60	McKeesport, Pa.	73	246	663	37.1	-	-	-	110	147	74.8	443	6.1	-	-	-	-	602	8.2
Fred Gilliam	1979-83	Pelzer, S.C.	115	426	885	48.1	10	23	43.5	148	177	83.6	481	4.2	162	130	67	14	1010	8.8
Joseph Girard III	2023-24	Glens Falls, N.Y.	36	162	377	43.0	105	254	41.3	115	123	95.6	115	3.2	105	55	22	4	544	15.1
RJ Godfrey	2022-24	Suwanee, Ga.	69	135	227	59.5	6	16	37.5	49	77	63.6	190	2.8	39	58	25	39	325	4.7
Chucky Gilmore	1998-00	Fayetteville, N.C.	54	50	144	34.7	0	0	0.00	28	54	51.9	210	3.9	25	53	14	28	128	2.4
Alan Goldfarb	1966-68	Miami Beach, Fla.	25	2	17	11.8	-	-	-	5	8	62.5	7	0.3	-	-	-	-	9	0.4
Harlan Graham	1984-85	Decatur, Ga.	14	20	48	41.7	-	-	-	12	19	63.2	28	2.0	6	12	5	3	52	3.7
Harvey Grant	1984-85	Sparta, Ga.	28	60	121	49.6	-	-	-	24	41	58.5	126	4.5	11	14	13	10	144	5.1
Horace Grant	1983-87	Sparta, Ga.	122	660	1104	59.8	1	2	50.0	375	533	70.4	981	8.0	206	220	104	82	1696	13.9
Jerai Grant	2007-11	Bowie, Md.	127	326	555	58.7	0	0	0.0	204	321	63.6	541	4.3	72	129	82	197	856	6.7
Donte Grantham	2014-18	Martinsburg, W.Va.	114	402	972	41.4	161	484	33.3	135	186	72.6	542	4.8	220	169	98	84	1100	9.6
Devin Gray	1991-95	Baltimore, Md.	94	542	993	54.6	15	50	30.6	223	397	56.2	525	5.6	108	183	142	48	1322	14.1
Randy Gray	1976-77	Indianapolis, Ind.	9	6	15	40.0	-	-	-	0	0	0.0	7	0.8	2	5	1	1	12	1.3
Van Gregg	1972-75	Columbus, Ohio	80	376	913	41.2	-	-	-	144	184	78.3	210	2.6	78	-	-	-	896	11.2
Paul Grinde	2019-20	Virginia Beach, Va.	9	5	8	62.5	0	0	0.0	3	4	75.0	3	0.3	0	2	0	0	13	1.4
John Hall	1985-86	Mobile, Ala.	6	2	10	20.0	-	-	-	5	7	71.4	8	1.3	0	4	1	0	9	1.5
PJ Hall	2020-24	Spartanburg, S.C.	120	641	1275	50.3	111	341	32.6	309	396	78.0	634	5.3	134	187	70	131	1702	14.2
Richard Hall	1961-65	Savannah, Ga.	33	23	73	31.5	-	-	-	19	27	70.4	38	1.2	-	-	-	-	65	2.0
Rod Hall	2011-15	Augusta, Ga.	129	311	731	42.5	47	141	31.7	81	107	75.7	281	2.2	393	2				


ACC ERA PLAYERS

Name	Years	Hometown	GP	FGM	FGA	Pct	3PT	3PA	Pct	FTM	FTA	Pct	Reb	Avg	Ast	TO	ST	BS	Pts	Avg
Bruce Harman	1972-76	Pittsburgh, Pa.	81	141	296	47.6	-	-	-	55	97	56.7	78	0.9	127	40	27	3	337	4.2
Steve Harris	1990-92	Simpsonville, S.C.	55	124	313	39.6	4	19	21.1	59	113	52.2	192	3.5	128	100	58	15	311	5.7
Damarcus Harrison	2012-15	Greenwood, S.C.	98	239	635	37.6	91	285	31.9	118	154	76.6	275	2.8	119	105	67	20	687	7.0
Bo Hawkins	1970-72	Louisville, Ky.	48	51	139	36.7	-	-	-	61	96	63.5	71	1.5	-	-	-	-	163	3.4
Garry Helms	1963-66	Pelzer, S.C.	66	351	739	47.5	-	-	-	99	139	71.2	222	3.4	-	-	-	-	801	12.1
Alex Hemenway	2019-24	Newburgh, Ind.	95	165	370	44.6	124	289	42.9	54	71	76.1	123	1.3	58	52	27	5	508	5.3
Ray Henderson	1999-03	Charlotte, N.C.	112	258	476	54.2	-	-	-	132	219	60.3	633	5.7	35	122	29	83	648	5.8
Jemere Hendrix	2001-02	Covington, Ga.	8	5	7	71.4	-	-	-	9	14	64.3	12	1.5	0	2	2	2	19	2.4
Donte Hill	2009-10	Virginia Beach, Va.	23	12	32	37.5	2	10	20.0	6	14	42.9	13	0.6	8	7	8	1	32	1.4
Kevin Hines	1991-93	Lucama, N.C.	43	99	199	49.7	0	1	0.0	71	111	64.0	165	3.8	28	62	19	9	269	6.3
Wells Hoag	2019-21	Greenville, S.C.	10	2	7	28.6	1	4	25.0	0	0	0.0	2	0.2	0	0	0	0	5	0.5
Chris Hobbs	2000-04	Chapel Hill, N.C.	116	355	672	52.8	1	1	100.0	250	405	61.7	679	5.9	70	205	67	39	961	8.3
Doug Hoffman	1956-59	Gastonia, N.C.	67	238	616	38.6	-	-	-	153	245	62.4	375	5.6	-	-	-	-	629	9.4
Avry Holmes	2015-17	Salem, Ore.	64	194	491	39.5	119	306	38.9	145	190	76.3	165	2.6	124	68	69	1	652	10.2
Jeff Holstein	1985-87	Orangeburg, S.C.	34	13	32	40.6	0	0	0.0	7	16	43.8	32	0.9	11	14	4	2	33	1.0
Walker Holt	1999-03	Greensboro, N.C.	48	14	39	35.9	5	18	27.8	9	12	75.0	38	0.8	24	13	3	1	42	0.9
Bruce Holzschuh	1953-56	Teaneck, N.J.	61	156	457	34.1	-	-	-	122	199	61.1	288	4.7	-	-	-	-	434	7.1
Paul Holzshu	1968-70	Pitcairn, Pa.	40	26	70	37.1	-	-	-	17	27	63.0	39	1.0	-	-	-	-	69	1.7
Nick Honor	2020-22	Orlando, Fla.	57	159	404	39.4	77	223	34.5	55	65	84.6	75	1.3	132	55	60	3	450	7.9
Alan Hoover	1975-77	Matthews, N.C.	12	16	26	61.5	-	-	-	2	5	40.0	8	0.7	5	6	10	0	34	2.8
Dennis Hopf	1988-89	Stone Mountain, Ga.	1	0	1	0.0	0	0	0.0	0	0	0.0	0	0.0	0	2	0	0	0	0.0
DeAndre Hopkins	2010-11	Central, S.C.	7	0	2	0.0	0	0	0.0	0	0	0.0	1	0.1	1	2	1	1	0	0.0
Jim Howell	1974-78	Williston, S.C.	83	231	430	53.7	-	-	-	103	144	71.5	333	4.0	54	103	39	54	565	6.8
Kirkland Howling	1988-90	Los Angeles, Calif.	62	138	315	43.8	55	159	34.6	67	96	69.8	112	1.8	58	60	15	2	398	6.4
Jimmy Hudson	2003-05	Eustis, Fla.	44	11	48	22.9	4	22	18.2	5	8	62.5	15	0.3	14	22	9	2	31	0.7
Jim Hudson	1957-58	Jersey City, N.J.	4	2	7	28.6	-	-	-	0	1	0.0	6	1.5	-	-	-	-	4	1.0
Ty Hudson	2015-17	Mableton, Ga.	41	23	75	30.7	14	48	29.2	5	11	45.5	13	0.3	17	11	7	0	65	1.6
Ricky Hunt	1972-73	Hyattsville, Md.	23	27	57	47.4	-	-	-	21	34	61.8	56	2.4	3	-	-	-	75	3.3
Chase Hunter	2019-24	Atlanta, Ga.	133	427	1036	41.2	127	402	31.6	247	308	80.2	313	2.4	350	198	75	29	1228	9.2
Dillon Hunter	2022-24	Atlanta, Ga.	69	50	141	35.5	12	55	21.8	17	34	50.0	98	1.4	86	36	29	3	129	1.9
Iker Iturbe	1994-98	Vitoria, Basque	91	211	454	46.5	28	92	30.4	103	181	56.9	315	3.5	176	144	92	11	553	6.1
Harold Jamison	1995-99	Vance, S.C.	129	454	746	60.9	0	0	0.0	323	597	54.1	937	7.3	125	213	101	66	1231	9.5
Murray Jarman	1980-84	Delray Beach, Fla.	69	242	440	55.0	0	0	0.0	154	215	71.6	268	3.9	82	87	18	10	638	9.2
Arturas Javtokas	1999-00	Siauliai, Lithuania	16	25	47	53.2	0	2	0.0	10	20	50.0	57	3.6	4	15	3	3	60	3.8
Trey Jamison	2018-20	Birmingham, Ala.	50	26	55	47.3	0	2	0.0	7	16	43.8	75	1.5	5	22	12	8	59	1.2
Anthony Jenkins	1982-87	Spartanburg, S.C.	110	354	726	48.8	91	199	45.7	113	143	79.0	360	3.3	164	126	44	39	912	8.3
Milton Jennings	2009-13	Summerville, S.C.	123	348	842	41.3	86	290	29.7	170	250	68.0	605	4.9	121	214	88	77	952	7.7
Jeff Jenrette	1987-88	Blacksburg, Va.	1	0	0	0.0	0	0	0.0	1	2	50.0	2	2.0	0	0	0	0	1	1.0
Danny Johnson	1994-96	Morganton, N.C.	43	28	75	37.3	6	27	22.2	14	18	77.8	51	1.2	14	12	4	4	76	1.8
Derrick Johnson	1975-79	Indianapolis, Ind.	111	431	846	50.9	-	-	-	152	182	83.5	198	1.8	476	296	188	16	1014	9.1
Noel Johnson	2009-10	Fayetteville, Ga.	39	64	178	35.9	32	93	34.4	13	19	68.4	71	1.8	27	43	15	7	173	4.4
LeDaron Jones	1995-97	Bartow, Fla.	27	29	55	52.7	0	5	0.0	2	7	28.6	38	1.4	7	15	5	7	60	2.2
Raymond Jones	1980-85	Union, S.C.	117	344	682	50.4	0	0	0.0	178	285	62.5	578	4.9	107	159	65	88	866	7.4
Ricky Jones	1986-91	Pendleton, S.C.	113	267	551	48.5	24	87	27.6	118	193	61.1	251	2.2	97	131	46	63	676	6.0
Trip Jones	1966-69	Great Falls, S.C.	54	160	343	46.6	-	-	-	99	153	64.7	390	7.2	-	-	-	-	419	7.8
Zlatko Josic	1989-90	San Pedro, Calif.	5	0	5	0.0	0	1	0.0	1	2	50.0	4	0.8	2	2	1	0	1	0.2
Andrius Jurkunas	1995-99	Kaunas, Lithuania	115	261	660	39.5	146	414	35.3	123	189	65.1	443	3.9	165	157	81	77	791	6.9
George Kelada	1991-92	Greer, S.C.	4	0	1	0.0	0	0	0.0	0	0	0.0	6	1.5	0	2	0	0	0	0.0
Andy Kelly	1992-95	Carthage, N.C.	45	64	174	36.8	28	95	29.5	34	43	79.1	92	2.0	42	27	22	14	190	4.2
Matt Kelly	2022-24	Charleston, S.C.	11	2	3	67.7	0	0	0.0	0	0	0.0	1	0.1	1	1	2	0	4	0.4
Marvin Key	1978-82	Dunwoody, Ga.	24	11	30	36.7	-	-	-	9	16	56.3	14	0.6	2	6	3	1	31	1.3
Lynn Kidd	2020-21	Gainesville, Fla.	7	2	6	33.3	0	0	0.0	4	4	100.0	7	1.0	1	2	0	2	8	1.1
Tim Kincaid	1986-90	Spindale, N.C.	78	209	444	47.1	24	81	29.6	169	211	80.1	154	2.0	257	185	115	54	611	7.8
Ed Krajack	1958-61	McKeesport, Pa.	72	228	555	41.1	-	-	-	121	166	72.9	279	3.9	-	-	-	-	577	8.0
George Krajack	1957-60	McKeesport, Pa.	74	362	895	40.4	-	-	-	195	280	69.6	482	6.5	-	-	-	-	919	12.4
Bill Landers	1954-57	Asheville, N.C.	17	10	41	24.1	-	-	-	6	9	66.7	17	1.0	-	-	-	-	26	1.5
Sean Lastinger	1989-91	Atlanta, Ga.	35	15	53	28.3	10	39	25.6	22	32	68.8	19	0.5	25	31	10	0	62	1.8
Andrew Latiff	2023-24	Clemson, S.C.	5	1	4	25.0	0	3	0.0	0	0	0.0	4	0.8	0	1	0	0	2	0.4
Greg Latin	1969-70	Glassport, Pa.	25	116	270	43.0	-	-	-	92	143	64.3	215	8.6	-	-	-	-	324	13.0
Jim Leshock	1959-62	Greensburg, Pa.	23	5	14	39.7	-	-	-	8	14	57.1	13	0.6	-	-	-	-	18	0.8
Bas Leyte	2023-24	Bergen op Zoom, NL	20	6	11	54.5	1	3	33.3	2	5	40.0	16	0.8	6	4	1	4	15	0.8
Jim Lewis	1957-59	Aliquippa, Pa.	22	15	48	31.3	-	-	-	10	12	83.3	19	0.9	-	-	-	-	40	1.8
Reed Long	2003-04	Piedmont, S.C.	5	0	1	0.00	-	-	-	-	-	-	-	-	-	-	-	10	0	0.0
Todd Logue	1991-92	Snellville, Ga.	5	1	3	33.3	-	-	-	3	4	75.0	3	0.6	0	1	0	1	5	1.0
Tevin Mack	2019-20	Columbia, S.C.	31	146	325	44.9	47	166	28.3	38	62	61.3	160	5.2	29	36	20	34	377	12.2
Wes Long	2000-01	Charlotte, N.C.	1	0	0	0.0	0	0	0.0	0	0	0.0	0	0.0	0	0	0	0	0	0.0
Donnie Mahaffey	1961-64	LaGrange, Ga.	76	238	515	46.2	-	-	-	161	283	56.9	666	8.8	-	-	-	-	637	8.4
Randy Mahaffey	1964-67	LaGrange, Ga.	73	426	884	48.2	-	-	-	319	471	67.7	706	9.7	-	-	-	-	1171	16.0
Richie Mahaffey	1966-70	LaGrange, Ga.	75	325	687	47.3	-	-	-	369	601	61.4	707	9.4	-	-	-	-	1019	13.6
Tom Mahaffey	1959-62	LaGrange, Ga.	76	276	620	44.5	-	-	-	176	286	61.5	649	8.5	-	-	-	-	728	9.6
Grayson Marshall	1984-88	Washington, DC	122	334	771	43.3	41	120	34.2	197	270	73.0	308	2.5	857	347	189	9	906	7.4
Bruce Martin	1991-95	Shady Springs, W.Va.	88	161	404	39.9	129	336												

ACC ERA PLAYERS



K.J. McDANIELS SCORED OVER 1,000 POINTS IN THREE SEASONS.



CHARLIE ROGERS PLAYED 51 GAMES AS A TIGER FROM 1972-76.

Name	Years	Hometown	GP	FGM	FGA	Pct	3PT	3PA	Pct	FTM	FTA	Pct	Reb	Avg	Ast	TO	ST	BS	Pts	Avg
O'Neil McBride	2019-21	Myrtle Beach, S.C.	11	1	2	50.0	0	0	0.0	2	4	50.0	7	0.6	2	1	0	0	4	0.4
Glen McCants	1982-86	Columbia, S.C.	108	233	447	52.1	0	1	0.0	112	168	66.7	387	3.6	50	126	34	113	578	5.4
K.J. McDaniels	2011-14	Birmingham, Ala.	94	362	804	45.0	81	259	31.3	230	300	76.7	450	4.8	85	140	83	178	1035	11.0
Riley McGillan	2014-17	Fort Mill, S.C.	20	4	14	28.6	2	12	16.7	1	2	50.0	2	0.1	2	2	2	0	11	0.6
Mike McGrady	1977-78	Greenville, S.C.	1	0	1	0.0	-	-	-	0	0	0.0	0	0.0	0	0	0	0	0	0.0
Kimble McHone	1985-86	Cleveland, Ohio	3	1	2	50.0	-	-	-	0	0	0.0	1	0.3	0	0	0	0	2	0.7
Terrill McIntyre	1995-99	Raeford, N.C.	126	592	1416	41.5	259	696	37.2	396	501	79.0	341	2.7	577	316	194	5	1839	14.6
Rick McKinstry	1979-80	Indianapolis, Ind.	25	21	52	40.4	-	-	-	3	8	37.5	16	0.6	12	7	3	2	45	1.8
Jamar McKnight	2000-02	Zachery, La.	48	162	356	45.5	54	143	37.8	41	55	74.5	142	3.0	37	47	9	22	419	8.7
Chris Michael	1982-86	Rutherfordton, N.C.	109	354	824	43.0	13	28	46.4	79	133	59.4	303	2.8	159	142	65	25	800	7.3
Ben Middlebrooks	2021-23	Fort Lauderdale, Fla.	60	49	97	50.5	0	6	0.0	39	52	75.0	121	2.0	21	29	25	19	137	2.3
Larry Middleton	1985-87	Los Angeles, Calif.	56	216	495	43.6	16	45	35.6	109	143	76.2	188	3.4	82	94	33	7	557	9.9
John Mikell	1953-54	Greenville, S.C.	6	0	3	0.0	-	-	-	0	0	0.0	7	1.2	-	-	-	-	0	0.0
Nick Milasnovich	1961-64	Youngstown, Ohio	77	306	725	42.2	-	-	-	177	246	72.0	188	2.4	-	-	-	-	789	10.2
Danny Miller	1971-72	Spring Lake, N.J.	15	6	20	30.0	-	-	-	0	1	0.0	7	0.5	-	-	-	-	12	0.8
Johnny Miller	1997-99	Christiana, Pa.	50	81	271	29.9	46	174	26.4	38	63	60.3	49	1.0	127	75	42	7	246	4.9
Rod Mitchell	1987-89	Cheraw, S.C.	23	17	30	56.7	-	-	-	1	6	16.7	40	1.7	0	6	0	7	35	1.5
Shelton Mitchell	2016-19	Waxhaw, N.C.	94	348	854	40.7	127	348	36.5	263	316	83.2	255	2.7	317	198	76	3	1086	11.6
Craig Mobley	1970-71	Chester, S.C.	11	0	13	0.0	-	-	-	5	7	71.4	8	0.7	-	-	-	-	5	0.5
Eddie Moncrief	1955-58	Moultrie, Ga.	33	14	46	30.4	-	-	-	36	54	66.7	70	2.1	-	-	-	-	64	1.9
Cheyenne Moore	2004-05	Baltimore, Md.	32	74	204	36.3	39	134	29.1	24	29	82.8	81	2.5	51	59	29	10	211	6.6
Khavon Moore	2019-20	Macon, Ga.	28	22	59	37.3	3	11	27.3	4	7	57.1	48	1.7	15	17	3	16	51	1.8
Doc Morgan	1953-56	Greenville, S.C.	26	13	46	28.3	-	-	-	7	10	70.0	17	0.7	-	-	-	-	33	1.3
Woody Morgan	1961-64	Hartsville, S.C.	77	151	392	38.5	-	-	-	133	238	55.9	467	6.1	-	-	-	-	435	5.6
Byron Morris	1992-94	Columbia, S.C.	15	3	10	30.0	0	0	0.0	1	3	33.3	8	0.5	1	1	3	1	7	0.5
Matt Morris	2004-08	Georgetown, S.C.	54	23	52	44.2	13	32	40.6	10	14	71.4	24	0.4	17	9	8	0	69	1.3
Tomas Nagys	1999-03	Mazeikiai, Lithuania	103	130	290	44.8	10	44	22.7	177	256	69.1	386	3.7	45	107	45	44	447	4.3
Larry Nance	1977-81	Anderson, S.C.	117	553	1037	53.3	-	-	-	235	374	62.8	784	6.7	177	225	106	108	1341	11.5
Bryan Narcisse	2008-12	North Augusta, S.C.	102	90	194	46.4	17	60	28.3	45	75	60.0	151	1.5	39	55	37	35	242	2.4
Chuck Narvin	1960-63	Pittsburgh, Pa.	22	5	21	23.8	-	-	-	8	11	72.7	7	0.3	-	-	-	-	1	0.5
Daniel Nauseef	2021-24	Dayton, Ohio	14	2	4	50.0	0	1	0.0	0	0	0.0	8	0.6	1	1	1	1	4	0.3
Jack Nauseef	2021-23	Dayton, Ohio	11	0	5	0.0	0	4	0.0	1	2	50.0	1	0.1	2	0	0	0	2	0.1
John Newman III	2018-21	Greensboro, N.C.	87	162	398	40.7	44	149	29.5	79	108	73.1	227	2.6	107	84	55	23	447	5.1
Landry Nnoko	2012-16	Yaounde, Cameroon	128	300	573	52.3	-	-	-	144	229	62.9	606	4.7	65	146	26	212	744	5.8
Billy Noland	1974-75	Waynesville, N.C.	2	0	1	0.0	-	-	-	1	2	50.0	3	1.5	1	0	0	0	1	0.5
Denny Odle	1971-72	Newark, Ohio	25	113	259	43.6	-	-	-	103	148	69.6	165	6.6	-	-	-	-	329	13.2
Terrence Oglesby	2007-09	Cleveland, Tenn.	66	236	625	37.8	177	448	39.5	128	151	84.8	114	1.7	99	101	48	1	777	11.8
Anthony Oliver II	2017-18	Birmingham, Ala.	19	11	35	31.4	9	26	34.6	9	11	81.8	26	1.4	5	5	6	0	40	2.1
Choppy Patterson	1959-63	Piedmont, S.C.	76	408	1084	37.6	-	-	-	315	390	80.8	278	3.7	-	-	-	-	1131	14.9
Marty Patterson	1972-75	Hendersonville, N.C.	34	37	80	46.3	-	-	-	36	44	81.8	62	1.8	6	-	-	5	110	3.2
Tyrone Paul	1990-91	Inglewood, Calif.	15	9	28	32.1	2	10	20.0	7	10	70.0	16	1.1	11	9	6	0	27	1.8
Sam Perry	2004-08	Greenville, S.C.	128	192	417	46.0	4	17	23.5	157	271	57.9	342	2.7	117	144	114	58	545	4.3
Karolis Petrukonis	2006-09	Trakai, Lithuania	33	10	26	38.5	0	0	0.0	1	8	12.5	30	0.9	7	17	3	4	21	0.6
Chris Poole	2006-07	Raleigh, N.C.	8	4	5	80.0	2	3	66.7	-	-	-	0	0.0	0	2	1	0	10	1.3
David Poole	1977-79	Columbia, S.C.	19	6	14	42.9	-	-	-	9	10	90.0	9	0.5	7	3	6	1	21	1.1
David Potter	2006-10	Severn, Md.	134	224	601	37.3	98	290	33.8	91	129	70.5	273	2.0	148	157	99	32	637	4.8
J.D. Powell	1998-00	Westminster, S.C.	23	1	4	25.0	1	3	33.0	1	2	50.0	1	0.1	1	3	1	0	4	0.3
Julius Powell	2005-07	Newton, N.C.	58	86	249	34.5	44	162	27.2	24	40	60.0	120	2.1	30	54	29	14	240	4.1
Travis Price	2004-07	Sumter, S.C.	7	1	3	33.3	-	-	-	-	-	-	1	0.3	0	0	0	0	2	0.3
Manning Privette	1961-64	Hartsville, S.C.	57	101	291	34.7	-	-	-	63	121	52.1	289	5.1	-	-	-	-	265	4.6
Olivier-Maxence Prosper	2020-21	Montreal, Quebec, Canada	22	18	52	34.6	3	18	16.7	15	22	68.2	41	1.9	6	8	4	3	54	2.5
Jerry Pryor	1985-89	Brooklet, Ga.	123	452	825	54.8	6	20	30.0	214	328	65.2	585	4.8	129	224	61	44	1124	9.1
Rayfield Ragland	1993-95	Florence, Ala.	61	175	364	48.1	38	125	30.4	43	70	61.4	268	4.4	52	52	31	16	431	7.1
Marcquise Reed	2016-19	Landover, Md.	99	485	1122	43.2	148	406	36.5	366	426	85.9	413	4.2	275	203	170	2	1484	15.0
Jeff Reisinger	1972-74	Kingston, Ohio	52	230	458	50.2	-	-	-	87	109	79.8	300	5.8	68	-	-	-	547	10.5
Lamar Rice	2003-04	Flint, Mich.	28	45	133	33.8	14	63	22.2	8	17	47.1	73	2.6	15	24	8	4	112	4.0
Lou Richie	1992-94	Oakland, Calif.	57	55	150	36.7	25	81	30.9	62	100	62.0	80	1.4	239	122	74	1	197	3.5
Bill Riser	1953-56	Bowman, S.C.	65	61	185	33.0	-	-	-	74	129	57.4	380	5.8	-	-	-	-	196	3.0
K.C. Rivers	2005-09	Charlotte, N.C.	134	625	1425	43.9	281	729	38.5	153	215	71.2	721	5.4	235	174	210	41	1684	12.6
Legend Robertin	2015-17	London, England	25	10	18	55.6	-	-	-	2	13	15.4	20	0.8	-	5	2	17	22	0.9
Shawan Robinson	2002-06	Raleigh, N.C.	120	390	980	39.8	203	538	37.7	194	233	83.3	284	2.4	283	271	124	4	1177	9.8
Charlie Rogers	1972-76	Lindenhurst, N.J.	51	79	180	43.9	-	-	-	54	77	70.1	117	2.3	3	8	4	13	212	4.2
Tree Rollins	1973-77	Cordele, Ga.	110	643	1192	53.9	-	-	-	177	292	60.6	1311	11.9	93	129	50	450	1463	13.3
Stan Rome	1974-78	Valdosta, Ga.	109	553	1044	53.0	-	-	-	259	397	65.2	420	3.9	175	158	117	26	1365	12.5
Patrick Rooks	2014-15	Charlotte, N.C.	13	6	22	27.3	6	19	31.6	2	5	40.0	3	0.2	6	0	3	0	20	1.5
Jordan Roper	2012-16	Columbia, S.C.	127	337	897	37.6	141	409	34.2	156	207	75.4	225	1.8	238	143	111	9	971	7.6
Bill Ross	1978-82	Lake Placid, Fla.	106	212	436	48.6	-	-	-	89	152	58.6	303	2.9	67	81	19	18	513	4.8
Jack Ross	1969-71	Anderson, S.C.	31	20	54	37.0	-	-	-	18	27	66.7	51	1.6	-	-	-	-	58	1.9
Barry Ryan	1953-55	Washington, DC	46	153	425	36.0	-	-	-	107	162	66.0	262	5.7	-	-	-	-	413	9.0
Patrick Sapp	1994-95	Jacksonville, Fla.	4	0	3	0.0	0	2	0.0	0	0	0.0	1	0.3	0	0	0	0	0	0.0
T.J. Sapp	2011-13	Fort Lauderdale, Fla.	37	46	148	31.1	28	94	29.8	12	22	54.5	56	1.5	29	30	24	1	132	3.6
Ian Schieffelin	2021-24	Loganville, Ga.	100	243	470	51.7	37	92												

ACC ERA PLAYERS

Name	Years	Hometown	GP	FGM	FGA	Pct	3PT	3PA	Pct	FTM	FTA	Pct	Reb	Avg	Ast	TO	ST	BS	Pts	Avg
Dutch Shamble	1957-60	McKeesport, Pa.	53	86	229	28.8	-	-	-	55	73	75.3	81	1.5	-	-	-	-	227	4.3
Beau Shay	2000-04	Galesburg, Ill.	21	4	7	57.1	1	3	33.3	3	4	75.0	7	0.3	2	2	0	0	12	0.6
Don Shealy	1954-55	Newberry, S.C.	11	3	10	30.0	-	-	-	9	13	69.2	7	0.6	-	-	-	-	15	1.4
Buddy Shook	1953-55	Liberty, S.C.	44	78	320	24.4	-	-	-	84	147	57.1	250	5.7	-	-	-	-	240	5.5
Geoff Shyatt	2002-03	Clemson, S.C.	6	0	2	0.0	-	-	-	1	4	25.0	-	-	1	-	-	-	1	0.2
Jeremy Shyatt	1999-00	Clemson, S.C.	5	0	0	0.0	0	0	0.0	1	2	50.0	1	0.1	1	2	0	0	1	0.1
Aamir Simms	2017-21	Palmyra, Va.	122	421	876	48.1	110	304	36.2	170	233	73.0	636	5.2	198	189	81	94	1122	9.2
David Skara	2017-18	Zadar, Croatia	59	119	261	45.6	38	113	33.6	59	88	67.0	214	3.6	60	63	39	29	335	5.7
Anthony Smith	1991-92	Monroe, Ga.	8	3	5	60.0	-	-	-	2	3	66.7	1	0.1	5	3	0	0	8	1.0
Josh Smith	2012-16	Charlotte, N.C.	104	65	154	42.2	3	11	27.3	39	63	61.9	215	2.1	11	48	15	14	172	1.6
Junius Smith	1957-58	Greenville, S.C.	4	0	3	0.0	-	-	-	0	0	0.0	0	0.0	-	-	-	-	0	0.0
Mack Smith	1988-89	Seneca, S.C.	1	0	0	0.0	0	0	0.0	0	0	0.0	0	0.0	0	0	0	0	0	0.0
Tanner Smith	2008-12	Alpharetta, Ga.	127	333	777	42.9	111	340	32.6	209	288	72.6	459	3.6	320	227	159	34	986	7.8
Tommy Smith	1953-56	Hendersonville, N.C.	71	161	384	41.9	-	-	-	170	265	64.2	421	5.9	-	-	-	-	492	6.9
Will Solomon	1998-01	East Hartford, Conn.	94	469	1195	39.2	214	585	36.6	279	389	71.7	259	2.8	246	323	112	40	1431	15.2
Scott Spencer	2016-18	Suffolk, Va.	25	14	52	26.9	3	25	12.0	1	2	50.0	15	0.6	5	3	2	1	32	1.3
Cory Stanton	2010-11	Springfield, Tenn.	33	29	84	34.5	8	38	21.1	14	21	66.7	21	0.6	25	21	20	2	80	2.4
Fred Steiner	1964-65	Pittsburgh, Pa.	6	3	6	50.0	-	-	-	5	7	71.4	1	0.2	-	-	-	-	11	1.8
Demontez Stitt	2007-11	Matthews, N.C.	126	455	1061	42.9	111	335	33.1	344	468	73.5	346	2.7	419	318	164	46	1365	10.8
Tony Stockman	2000-02	Medina, Ohio	59	240	662	36.2	155	416	37.3	81	106	75.4	129	2.2	143	131	84	4	716	12.1
Rock Stone	1954-56	Piedmont, S.C.	21	35	105	33.3	-	-	-	36	54	66.7	110	5.2	-	-	-	-	106	5.1
Robert Stone	1985-86	Augusta, Ga.	8	4	9	44.4	-	-	-	0	1	0.0	7	0.9	0	5	1	2	8	1.0
Terrell Suit	1971-74	Anderson, S.C.	75	238	589	40.4	-	-	-	123	164	75.0	142	1.9	77	-	-	-	599	8.0
Bernard Sullivan	2011-13	Gastonia, N.C.	56	34	83	41.0	1	5	20.0	20	33	60.6	66	1.2	6	23	7	7	89	1.6
Jim Sutherland	1964-67	Dallas, S.C.	71	485	1105	43.9	-	-	-	260	306	85.0	383	5.4	-	-	-	-	1230	17.3
Jack Swails	1966-68	Kingstree, S.C.	16	11	28	39.3	-	-	-	7	13	53.8	27	1.7	-	-	-	-	29	1.8
Raymond Sykes	2005-09	Jacksonville, Fla.	124	216	373	57.9	0	0	0.0	71	134	53.0	338	2.7	50	128	54	102	503	4.1
Michael Tabb	1994-95	Philadelphia, Pa.	4	2	4	50.0	0	0	0.0	2	2	100.0	2	0.5	0	3	0	0	6	1.5
Michael Tait	1985-87	Compton, Calif.	58	165	344	48.0	70	136	51.5	68	93	73.1	127	2.2	124	89	67	2	468	8.1
Elijah Thomas	2016-19	Dallas, Texas	93	395	675	58.5	0	2	0.0	203	334	60.8	649	7.0	90	186	67	181	993	10.7
Dave Thomas	1968-71	Warren, Ohio	76	381	875	43.5	-	-	-	126	182	69.2	221	2.9	-	-	-	-	888	11.7
Dick Thomas	1966-68	Warren, Ohio	26	81	200	40.5	-	-	-	26	41	63.4	72	2.8	-	-	-	-	188	7.2
Frank Tomera	1992-94	Johnstown, Pa.	30	11	33	33.3	0	2	0.0	8	13	61.5	29	1.0	4	12	2	8	30	1.0
Clyde Trapp	2017-21	Eastover, S.C.	108	194	489	39.7	70	228	30.7	99	162	61.1	342	3.2	185	155	59	21	557	5.2
A.J. Tyler	2006-07	Palm Harbor, Fla.	30	11	35	31.4	6	15	40.0	8	11	72.7	42	1.4	7	12	2	0	36	1.2
Hunter Tyson	2018-23	Monroe, N.C.	140	382	844	45.3	169	462	36.6	199	252	79.0	665	4.8	111	97	80	29	1132	8.1
Sean Tyson	1987-91	Baltimore, Md.	72	259	504	51.4	0	8	0.0	46	79	58.2	278	3.9	69	97	104	9	564	7.8
Sheldon Waiters	2004-05	Columbia, S.C.	6	1	3	33.3	1	2	50.0	3	4	75.0	1	0.2	1	2	-	-	6	1.0
Keith Walker	1978-81	Statesville, N.C.	29	30	62	48.4	-	-	-	20	31	64.5	38	1.3	3	19	10	1	80	2.8
Corey Wallace	1991-94	Severn, Md.	65	164	337	48.7	49	147	35.8	73	104	70.2	225	3.5	51	66	31	7	450	6.9
Dave Wallace	1959-61	Spartanburg, S.C.	20	32	108	29.6	-	-	-	15	23	65.2	122	6.1	-	-	-	-	79	4.0
Warren Wallace	1982-85	Charlotte, N.C.	55	138	295	46.8	12	26	46.2	20	48	41.7	104	1.9	125	67	28	3	308	5.6
Joe Ward	1981-82	Griffin, Ga.	19	46	100	46.0	-	-	-	22	33	66.7	32	1.7	17	19	4	2	114	6.0
Bill Warren	1957-61	Horning, Pa.	39	91	277	32.9	-	-	-	66	87	75.9	109	2.8	-	-	-	-	248	6.4
Joey Watts	1989-91	Aiken, S.C.	9	4	10	40.0	0	4	0.0	2	5	40.0	4	0.4	0	2	1	0	10	1.1
Pete Weddell	1968-71	Goshen, Ind.	62	67	142	47.2	-	-	-	72	116	62.1	142	2.3	-	-	-	-	206	3.3
Ames Wells	1953-54	Columbia, S.C.	23	133	322	41.3	-	-	-	89	134	66.4	69	3.0	-	-	-	-	355	15.4
Chubby Wells	1976-79	Philadelphia, Pa.	65	159	334	47.6	-	-	-	95	139	68.3	275	4.2	98	77	43	8	413	6.4
Javan White	2018-19	Ames, Iowa	33	28	50	56.0	0	0	0.0	11	24	45.8	66	2.0	8	13	8	12	67	2.0
Jeff White	1980-81	Gastonia, N.C.	4	0	3	0.0	-	-	-	4	5	80.0	1	0.3	3	3	1	0	4	1.0
Chris Whitney	1991-93	Hopkinsville, Ky.	58	268	628	42.7	167	404	41.3	141	179	78.8	214	3.7	354	204	114	2	844	14.6
Keith Whitt	1978-79	Hanover, Mass.	1	1	1	100.0	-	-	-	0	1	0.0	0	0.0	0	0	0	0	2	2.0
Vincent Whitt	1996-99	Greensboro, N.C.	83	172	413	41.6	17	74	23.0	94	158	59.5	250	3.0	82	106	63	25	455	5.5
Tom Wideman	1995-99	Marietta, Ga.	129	266	571	52.1	0	1	0.0	175	316	55.4	723	5.6	125	170	82	45	707	5.5
Chauncey Wiggins	2022-24	Grayson, Ga.	63	100	226	44.2	43	118	36.4	17	24	70.8	100	1.6	43	32	10	13	260	4.1
Mitchell Wiggins	1979-80	Grifton, N.C.	32	76	162	46.9	-	-	-	25	45	55.6	96	3.0	40	30	28	3	177	5.5
Scott Wilkes	1979-80	DeLand, Fla.	4	1	4	25.0	-	-	-	3	4	75.0	0	0.0	3	3	0	0	5	1.3
Malik William	2017-18	Orlando, Fla.	17	10	27	37.0	1	3	33.3	4	6	66.7	26	1.5	3	2	1	3	25	1.5
Billy Williams	1977-80	Raleigh, N.C.	85	438	818	53.5	-	-	-	202	267	75.7	197	2.3	216	172	110	8	1078	12.7
John Williams	1970-72	Dover, Del.	35	22	52	42.3	-	-	-	19	36	52.8	46	1.3	-	-	-	-	63	1.8
Ovarus Williams	2003-04	Snow Hill, N.C.	6	0	1	0.0	-	-	-	1	2	50.0	0	0.0	-	-	-	-	1	0.2
Skip Wise	1974-75	Baltimore, Md.	25	188	384	48.9	-	-	-	86	114	75.4	78	3.1	44	-	-	6	462	18.5
Don Witherspoon	1979-82	Lexington, Ky.	11	4	5	80.0	-	-	-	2	4	50.0	3	0.3	0	1	1	1	10	0.9
Mohamed Woni	1996-99	Ivory Coast, Africa	62	59	124	47.6	0	2	0.0	51	67	76.1	151	2.4	7	44	6	20	169	2.7
Sharonne Wright	1991-94	Macon, Ga.	92	501	943	53.1	0	6	0.0	306	484	63.2	903	9.8	78	228	69	286	1308	14.2
Horace Wyatt	1978-82	Hartsville, S.C.	119	420	827	50.8	-	-	-	146	221	66.1	604	5.1	190	183	74	59	986	8.3
Jesse Yanutola	2005-09	Tega Cay, S.C.	32	5	18	27.8	2	9	22.2	2	4	50.0	16	0.5	3	4	2	1	14	0.4
Bill Yarborough	1953-57	Walhalla, S.C.	62	498	1270	39.2	-	-	-	327	426	76.8	221	3.6	-	-	-	-	1323	21.3
Ronnie Yates	1968-70	Anderson, S.C.	50	230	525	43.8	-	-	-	116	178	65.2	269	5.4	-	-	-	-	576	11.5
Dick Yeary	1955-57	Nicholasville, Ky.	41	45	129	34.9	-	-	-	82	112	73.2	63	1.5	-	-	-	-	172	4.2
Vince Yockel	1955-58	Jersey City, N.J.	74	513	1202	42.7	-	-	-	324	439	73.8	483	6.5	-	-	-	-	1350	18.2
Andre Young	2008-12	Albany, Ga.	129	406	1004	40.4	236	629	37.5	175	227	77.1	268	2.1	342	163	184	4	1223	9.5
David Young	1988-92	Greenville, S.C.	97	261	634	41.2	138	402	34.3	91	125	72.8	208	2.1	330	192	116	42	751	7.7
Stewart Zane	1977-79	Chattanooga, Tenn.	12	6	12	50.0	-	-	-	1	2	50.0	16	1.3	1	2	0	1	13	1.1

ALL-ACC PLAYERS

BILL YARBOROUGH (SECOND TEAM, 1955 & 1956)

Guard • Walhalla, S.C.

Year	GP	FGM-FGA	Pct.	FTM-FTA	Pct.	Reb-Avg.	PTS	Avg.
1952-53	16	51-179	.285	18-30	.600	22-1.5	120	7.5
1953-54*	7	39-108	.361	32-48	.667	16-2.2	110	15.7
1954-55	23	247-623	.396	157-198	.793	84-3.7	651	28.3
1955-56	26	182-480	.379	123-169	.728	104-4.0	487	18.7
1956-57	13	69-167	.413	47-59	.797	33-2.5	185	14.2
TOTALS	85	588-1557	.378	377-504	.748	259-3.0	1553	18.3

* - red-shirted due to injury

VINCE YOCKEL (SECOND TEAM, 1956 • FIRST TEAM, 1958)

Forward • Jersey City, N.J.

Year	GP	FGM-FGA	Pct.	FTM-FTA	Pct.	Reb-Avg.	PTS	Avg.
1955-56	26	210-476	.441	124-173	.716	219-8.4	544	20.9
1956-57	24	178-426	.418	118-160	.738	165-6.9	474	19.8
1957-58	24	125-300	.417	82-106	.774	90-3.8	332	13.8
TOTALS	74	513-1202	.427	324-439	.738	474-6.4	1350	18.2

CHOPPY PATTERSON (FIRST TEAM, 1960 • SECOND TEAM, 1961)

Guard • Piedmont, S.C.

Year	GP	FGM-FGA	Pct.	FTM-FTA	Pct.	Reb-Avg.	PTS	Avg.
1959-60	26	151-402	.376	125-154	.812	130-5.0	427	16.4
1960-61	26	174-465	.374	146-173	.844	92-3.5	494	19.0
1962-63	24	83-217	.382	44-63	.698	56-2.3	210	8.8
TOTALS	76	408-1084	.376	315-390	.808	278-3.7	1131	14.9

JIM BRENNAN (SECOND TEAM, 1963 & 1964)

Guard • McKeesport, Pa.

Year	GP	FGM-FGA	Pct.	FTM-FTA	Pct.	Reb-Avg.	PTS	Avg.
1961-62	27	183-427	.429	95-122	.779	68-2.5	461	17.1
1962-63	24	144-347	.415	111-134	.828	92-3.8	399	16.6
1963-64	25	159-371	.429	139-167	.832	107-4.3	457	18.3
TOTALS	76	486-1145	.424	345-423	.816	267-3.5	1317	17.3

JIM SUTHERLAND (SECOND TEAM, 1965 & 1967)

Guard • Clemson, S.C.

Year	GP-GS	FGM-FGA	Pct.	FTM-FTA	Pct.	Reb-Avg.	PTS	Avg.
1964-65	25-22	147-322	.457	65-83	.783	139-6.3	359	16.3
1965-66	29-24	155-362	.428	91-107	.850	124-5.2	401	16.7
1966-67	25-22	183-421	.435	104-116	.897	120-4.8	470	18.8
TOTALS	79-68	485-1105	.439	260-306	.849	383-5.4	1230	17.3

RANDY MAHAFFEY (SECOND TEAM, 1965 • FIRST TEAM, 1967)

Center • LaGrange, Ga.

Year	GP	FGM-FGA	Pct.	FTM-FTA	Pct.	Reb-Avg.	PTS	Avg.
1964-65	23	145-291	.498	108-155	.697	224-9.7	398	17.3
1965-66	24	126-288	.438	102-146	.699	256-10.2	354	14.2
1966-67	25	155-305	.508	109-170	.641	225-9.0	419	16.8
TOTALS	72	426-884	.482	319-471	.677	705-9.7	1171	16.0

BUTCH ZATEZALO (SECOND TEAM, 1968-70)

Guard • Aliquippa, Pa.

Year	GP-GS	FGM-FGA	Pct.	FTM-FTA	Pct.	Reb-Avg.	AST	PTS	Avg.
1967-68	24-24	189-515	.367	174-212	.821	63-2.6		552	23.0
1968-69	25-25	228-538	.424	189-229	.825	90-3.6		645	25.8
1969-70	26-26	213-483	.441	138-169	.817	57-2.2	80	564	21.7
TOTALS	75-75	630-1536	.410	501-610	.821	210-2.8		1761	23.5

SKIP WISE (FIRST TEAM, 1975)

Guard • Baltimore, Md.

Year	GP-GS	FGM-FGA	Pct.	FTM-FTA	Pct.	Reb-Avg.	AST	BS	PTS	Avg.
1974-75	25-17	188-384	.489	86-114	.754	78-3.1	44	6	462	18.5

WAYNE "TREE" ROLLINS (SECOND TEAM, 1975-77)


Center • Cordele, Ga.

Year	GP-GS	Min/G	FGM-FGA	Pct.	FTM-FTA	Pct.	Reb/Avg.	A-T	B-S	PTS	Avg.
1973-74	26-26		144-265	.543	34-54	.629	316-12.2	8-	106-	322	12.4
1974-75	28-28		162-326	.497	40-67	.597	328-11.7	17-	119-	364	13.0
1975-76	28-28	861/30	170-313	.543	43-76	.566	308-11.0	36-75	117-22	383	13.7
1976-77	28-28	777/28	167-288	.580	60-95	.632	359-12.8	32-54	108-28	394	14.1
TOTALS	110-110		643-1192	.539	177-292	.606	1311-11.9	93-	450-	1463	13.3


STAN ROME (SECOND TEAM, 1977)

Forward • Valdosta, Ga.


Year	GP-GS	Min/G	FGM-FGA	Pct.	FTM-FTA	Pct.	Reb/Avg.	A-T	B-S	PTS	Avg.
1974-75	28-28		121-229	.528	50-74	.676	132-4.7	34-	12-	292	10.4
1975-76	26-7	507/20	117-210	.557	70-97	.722	110-4.2	25-64	4-28	304	11.7
1976-77	28-27	680/24	174-316	.551	79-128	.617	93-3.3	52-45	6-52	427	15.3
1977-78	27-24	669/25	141-289	.488	60-98	.612	85-3.1	64-49	4-37	342	12.7
TOTALS	109-86		553-1044	.530	259-397	.652	420-3.9	175-	26-117	1365	12.5



JIM BRENNAN



SKIP WISE



STAN ROME



ALL-ACC PLAYERS

BILLY WILLIAMS (FIRST TEAM, 1980)

Guard • Raleigh, N.C.

Year	GP-GS	Min/G	FGM-FGA	Pct.	FTM-FTA	Pct.	Reb/Avg.	A-T	B-S	PTS	Avg.
1977-78	24-1	253/11	52-92	.565	30-36	.833	28-1.2	16-18	0-12	134	5.6
1978-79	29-28	836/29	157-298	.527	68-92	.739	19-65-2.2	71-25	4-40	382	13.2
1979-80	32-32	1088/34	229-428	.535	104-139	.748	29-104-3.3	129-80	4-58	562	17.6
TOTALS	85-61	2177/26	438-818	.535	202-267	.757	197-2.3	216-123	8-110	1078	12.7

LARRY NANCE (SECOND TEAM, 1981)

Forward • Anderson, S.C.

Year	GP-GS	Min/G	FGM-FGA	Pct.	FTM-FTA	Pct.	Reb/Avg.	A-T	B-S	PTS	Avg.
1977-78	25-5	273/11	35-75	.467	8-17	.471	78/3.1	21-22	8-10	78	3.1
1978-79	29-28	837/29	137-264	.519	49-77	.636	78-210/7.2	45-45	24-35	323	11.1
1979-80	32-32	961/30	174-338	.515	98-164	.598	94-259/8.1	63-60	38-26	446	13.9
1980-81	31-27	887/28	207-360	.575	80-116	.690	76-237/7.6	48-68	28-35	494	15.9
TOTALS	117-92	2958/25	553-1037	.533	235-374	.628	784/6.7	177-195	98-106	1341	11.5

VINCENT HAMILTON (SECOND TEAM, 1982)

Guard • Rutherfordton, N.C.

Year	GP-GS	Min/G	FGM-FGA	Pct.	FTM-FTA	Pct.	Reb/Avg.	A-T	B-S	PTS	Avg.
1980-81	31-22	884/29	113-211	.536	46-63	.730	70/143/4.6	80-36	2-37	272	8.8
1981-82	28-28	992/35	181-309	.586	58-72	.806	64/135/4.8	84-52	0-32	420	15.0
1982-83	3-3	114/38	18-36	.500	9-12	.750	4/14/4.7	6-3	0-2	46	15.3
1983-84	25-24	854/34	152-301	.505	51-76	.671	60/136/5.4	76-68	2-29	355	14.2
1984-85	29-28	1062/36	188-387	.486	61-76	.803	84/200/6.9	91-75	2-33	437	15.1
TOTALS	116-105	3906/34	652-1244	.524	225-299	.753	282/628/5.4	337/234	6-133	1530	13.2


Note: 1-1 on three-point goals in 1982-83.

HORACE GRANT (SECOND TEAM, 1986 • FIRST TEAM, 1987)


Forward/Center • Sparta, Ga.

Year	GP-GS	Min/G	FGM-FGA	Pct.	FTM-FTA	Pct.	Reb/Avg.	A-T	B-S	PTS	Avg.
1983-84	28-9	551/20	64-120	.533	32-43	.744	129/4.6	49-34	12-21	160	5.7
1984-85	29-26	703/24	132-238	.555	65-102	.637	196/6.8	32-52	21-19	329	11.3
1985-86	34-31	1099/32	208-356	.584	140-193	.725	357/10.5	62-67	24-28	556	16.4
1986-87	31-28	1010/33	256-390	.656	138-195	.708	299/9.6	63-67	25-36	651	21.0
TOTALS	122-94	3363/27	660-1104	.598	375-533	.704	981/8.0	206-220	82-104	1696	13.9


Note: 1-2 on three-point attempts in 1986-87.




HORACE GRANT



BILLY WILLIAMS



LARRY NANCE



VINCENT HAMILTON

ALL-ACC PLAYERS

ELDEN CAMPBELL (THIRD TEAM, 1988 • SECOND TEAM, 1989 • FIRST TEAM, 1990)

Center • Inglewood, Calif.

Year	GP-GS	Min/G	FGM-FGA	Pct.	3FG-FGA	Pct.	FTM-FTA	Pct.	Of/Reb/Avg.	A-T	B-S	PTS	Avg.
1986-87	31-3	534/17	107-193	.554	0-0	.000	59-84	.702	50/126/4.1	20-55	62-12	273	8.8
1987-88	28-27	808/29	217-345	.629	0-4	.000	91-147	.619	65/207/7.4	15-53	88-32	525	18.8
1988-89	29-25	814/28	205-373	.550	2-5	.400	95-138	.688	70/222/7.7	34-68	87-38	507	17.5
1989-90	35-30	1038/30	225-431	.522	1-1	1.000	124-207	.599	85/281/8.0	44-93	97-54	575	16.4
TOTALS	123-85	3194/26	754-1342	.562	3-10	.300	369-576	.640	270/836/6.8	113-269	334-136	1880	15.3

DALE DAVIS (THIRD TEAM, 1989 • FIRST TEAM, 1990 • SECOND TEAM, 1991)

Forward/Center • Toccoa, Ga.

Year	GP-GS	Min/Avg	FG-FGA	Pct.	3FG-FGA	Pct.	FTM-FTA	Pct.	Of/Reb/Avg	A-T	B-S	PTS	Avg.
1987-88	29-21	714/24	91-171	.532	0-0	.000	45-89	.506	97/223/7.7	10-34	38-16	227	7.8
1988-89	29-14	736/25	146-218	.670	0-0	.000	93-144	.646	100/258/8.9	16-34	40-17	385	13.3
1989-90	35-34	1077/25	205-328	.625	0-1	.000	127-213	.596	166/395/11.3	21-55	58-36	537	15.3
1990-91	28-28	971/34	191-359	.532	0-2	.000	119-205	.580	122/340/12.1	37-66	74-37	501	17.9
TOTALS	121-97	3498/28	633-1076	.588	0-3	.000	384-651	.589	485/1216/10.0	84-189	210-106	1650	13.6

SHARONE WRIGHT (THIRD TEAM, 1993 • SECOND TEAM, 1994)

Center • Macon, Ga.

Year	GP-GS	Min/Avg	FG-FGA	Pct.	3FG-FGA	Pct.	FTM-FTA	Pct.	Of/Reb/Avg	A-T	B-S	PTS	Avg.
1991-92	28-23	747/26.7	137-275	.498	0-2	.000	63-112	.563	120/227/8.1	11-50	63-23	337	12.0
1992-93	30-29	913/30.4	178-314	.567	0-2	.000	93-139	.669	128/314/10.5	26-76	124-22	449	15.0
1993-94	34-33	1027/30.2	186-354	.525	0-2	.000	150-233	.644	124/362/10.6	41-102	99-24	522	15.4
TOTALS	92-85	2687/29.2	501-943	.531	0-6	.000	306-484	.632	352/903/9.8	78-228	286-69	1308	14.2

CHRIS WHITNEY (THIRD TEAM, 1993)

Guard • Hopkinsville, Ky.

Year	GP-GS	Min/Avg	FG-FGA	Pct.	3FG-FGA	Pct.	FTM-FTA	Pct.	Of/Reb/Avg	A-T	B-S	PTS	Avg.
1991-92	28-27	982/35.1	119-290	.410	80-191	.419	56-73	.767	16/92/3.3	161-94	0-41	374	13.4
1992-93	30-30	1126/37.5	149-338	.441	87-213	.408	85-106	.802	20/122/4.1	193-110	2-73	470	15.7
TOTALS	58-57	2108/36.3	268-628	.427	167-404	.413	141-179	.788	36/214/3.7	354-204	2-114	844	14.6

DEVIN GRAY (THIRD TEAM, 1994)

Forward • Baltimore, Md.

Year	GP-GS	Min/Avg	FG-FGA	Pct.	3FG-FGA	Pct.	FTM-FTA	Pct.	Of/Reb/Avg	A-T	B-S	PTS	Avg.
1991-92	27-12	647/24.0	129-248	.520	1-3	.333	34-79	.430	60/138/5.1	20-48	6-40	293	10.9
1992-93	30-25	950/31.7	197-372	.530	13-36	.361	93-146	.637	78/164/5.5	51-66	22-60	500	16.7
1993-94	30-14	802/26.7	178-311	.572	1-10	.100	74-136	.544	74/180/6.0	30-51	15-37	431	14.4
1994-95	7-7	162/23.1	38-62	.613	0-1	.000	22-36	.611	43/6.1	7-18	5-5	98	14.0
TOTALS	94-58	2561/27.2	542-993	.545	15-50	.300	223-397	.562	171/525/5.6	108-183	48-142	1322	14.1

GREG BUCKNER (SECOND TEAM, 1997 & 1998)

Guard/Forward • Hopkinsville, Ky.

Year	GP-GS	Min/Avg	FG-FGA	Pct.	3FG-FGA	Pct.	FTM-FTA	Pct.	Of/Reb/Avg	A-T	B-S	PTS	Avg.
1994-95	28-28	911/32.5	141-268	.526	13-44	.295	41-80	.513	46/165/5.9	58-38	12-63	336	12.0
1995-96	29-29	950/32.8	144-305	.472	1-25	.040	92-137	.672	59/147/5.1	48-38	8-38	381	13.1
1996-97	33-33	1071/32.5	190-393	.483	17-54	.315	119-168	.708	51/150/4.5	63-63	10-35	516	15.6
1997-98	32-32	1022/31.9	204-380	.537	19-58	.328	94-135	.690	26/130/4.1	83-47	10-51	521	16.3
TOTALS	122-122	3954/32.4	679-1346	.504	50-181	.276	346-520	.665	182/592/4.9	252-186	40-179	1754	14.4

TERRELL McINTYRE (SECOND TEAM, 1997 & 1999 • THIRD TEAM, 1998)

Guard • Raeford, N.C.

Year	GP-GS	Min/Avg	FG-FGA	Pct.	3FG-FGA	Pct.	FTM-FTA	Pct.	Of/Reb/Avg	A-T	B-S	PTS	Avg.
1995-96	29-21	905/31.2	123-307	.401	43-123	.350	80-101	.792	27/80/2.8	90-71	0-37	369	12.7
1996-97	33-33	1105/33.5	141-361	.391	61-172	.355	98-123	.797	16/83/2.5	145-66	4-42	441	13.4
1997-98	29-23	940/32.4	129-302	.427	56-155	.361	88-113	.779	22/99/3.4	154-68	0-58	402	13.9
1998-99	35-35	1250/35.7	199-456	.436	99-246	.402	130-164	.793	16/79/2.3	188-113	1-57	627	17.9
TOTALS	126-112	4200/33.3	592-1426	.415	289-696	.372	396-501	.790	81/341/2.7	577-318	5-194	1839	14.6

WILL SOLOMON (FIRST TEAM, 2000 • SECOND TEAM, 2001)

Guard • East Hartford, Conn.

Year	GP-GS	Min/Avg	FG-FGA	Pct.	3FG-FGA	Pct.	FTM-FTA	Pct.	Of/Reb/Avg	A-T	B-S	PTS	Avg.
1998-99	34-6	622/19.5	73-203	.360	26-85	.306	41-66	.621	2/50/1.5	49-75	17-32	213	6.3
1999-00	30-30	1079/36.0	213-531	.401	93-248	.375	108-158	.684	24/123/4.1	95-125	14-38	627	20.9
2000-01	30-28	998/33.3	183-461	.397	95-252	.377	130-165	.788	17/86/2.9	102-123	9-42	591	19.7
TOTALS	94-64	2699/28.7	469-1195	.392	214-585	.366	279-389	.717	43/259/2.8	246-323	40-112	1431	15.2

EDWARD SCOTT (THIRD TEAM, 2002 • FIRST TEAM, 2003)

Guard • Eastover, S.C.

Year	GP-GS	Min/Avg	FG-FGA	Pct.	3FG-FGA	Pct.	FTM-FTA	Pct.	Of/Reb/Avg	A-T	B-S	PTS	Avg.
1999-00	24-21	789/32.9	51-164	.311	32-98	.327	21-28	.750	9/79/3.3	69-53	2-28	155	6.5
2000-01	30-29	1000/33.3	79-202	.391	15-71	.211	46-56	.821	13/103/3.4	127-74	0-21	219	7.3
2001-02	30-30	1105/36.8	134-331	.405	30-98	.306	58-88	.674	37/110/4.9	238-109	2-44	356	11.9
2002-03	28-28	1077/38.5	165-428	.386	44-120	.367	122-165	.739	22/104/3.7	161-79	3-38	496	17.7
TOTALS	112-109	3971/35.5	429-1125	.381	121-387	.313	247-335	.737	81/433/3.9	595-315	9-131	1226	10.9

SHARROD FORD (THIRD TEAM, 2005)

Forward/Center • Suitland, Md.

Year	GP-GS	Min/Avg	FG-FGA	Pct.	3FG-FGA	Pct.	FTM-FTA	Pct.	Of/Reb/Avg	A-T	B-S	PTS	Avg.
2001-02	30-0	423/14.1	60-99	.606	0-0	.000	16-35	.457	48/108/3.6	2-33	26-7	136	4.5
2002-03	28-27	675/24.1	88-156	.564	0-0	.000	33-77	.458	71/191/6.8	17-35	19-14	209	7.5
2003-04	28-28	803/28.7	116-216	.537	0-2	.000	100-159	.629	80/202/7.2	16-70	64-14	332	11.9
2004-05	32-32	922/28.8	185-361	.512	0-3	.000	107-183	.585	110/261/8.2	36-84	68-26	477	14.9
TOTALS	118-87	2823/23.9	449-832	.540	0-5	.000	256-449	.570	309/762/6.5	71-222	177-61	1154	9.8

CLIFF HAMMONDS (THIRD TEAM, 2008)

Guard • Cairo, Ga.

Year	GP-GS	Min/Avg	FG-FGA	Pct.	3FG-FGA	Pct.	FTM-FTA	Pct.	Of/Reb/Avg	A-T	B-S	PTS	Avg.
2004-05	32-31	968/30.3	118-273	.432	60-166	.361	42-65	.646	27/116/3.6	88-64	6-43	338	10.6
2005-06	32-32	951/29.7	119-296	.402	49-173	.283	35-62	.565	35/109/3.4	105-57	8-56	322	10.1
2006-07	36-36	1204/33.4	152-327	.465	75-198	.379	38-59	.644	19/117/3.3	147-59	6-60	417	11.6
2007-08	34-34	1162/34.2	150-321	.467	60-160	.375	28-61	.459	43/141/4.1	133-60	7-66	388	11.4
TOTALS	134-133	4285/32.0	539-1217	.443	244-697	.350	143-247	.579	124/483/3.6	473-240	27-225	1465	10.9

K.C. RIVERS (SECOND TEAM, 2008)

Guard/Forward • Charlotte, N.C.

Year	GP-GS	Min/Avg	FG-FGA	Pct.	3FG-FGA	Pct.	FTM-
------	-------	---------	--------	------	---------	------	------

ALL-ACC PLAYERS

TREVOR BOOKER (SECOND TEAM, 2009 • FIRST TEAM, 2010)

Forward • Whitmire, S.C.

Year	GP-GS	Min./Avg	FG-FGA	Pct.	3FG-FGA	Pct.	FTM-FTA	Pct.	Of/Reb/Avg	A-T	B-S	PTS	Avg.
2006-07	36-36	936/26.0	159-264	.602	0-0	.000	56-91	.615	112/232/6.4	38-71	78-32	374	10.4
2007-08	34-34	906/26.6	151-272	.555	5-15	.333	67-117	.573	92/249/7.3	51-68	63-22	374	11.0
2008-09	32-32	982/30.7	189-331	.571	9-22	.409	104-147	.707	107/311/9.7	54-59	63-47	491	15.3
2009-10	32-32	984/30.8	188-361	.521	9-34	.265	101-171	.591	89/268/8.4	81-62	45-43	486	15.2
Totals	134-134	3808/28.4	687-1228	.559	23-71	.324	328-526	.624	400/1060/7.9	224-260	249-144	1725	12.9

DEMONTÉZ STITT (THIRD TEAM, 2011)

Guard • Matthews, N.C.

Year	GP-GS	Min./Avg	FG-FGA	Pct.	3FG-FGA	Pct.	FTM-FTA	Pct.	Of/Reb/Avg	A-T	B-S	PTS	Avg.
2007-08	32-20	728/22.8	91-223	.408	16-58	.276	83-109	.761	14/50/1.6	97-89	10-28	281	8.8
2008-09	32-32	829/25.9	93-225	.413	18-66	.273	74-110	.673	17/77/2.4	121-81	14-48	278	8.7
2009-10	30-29	863/28.8	119-262	.454	33-84	.393	72-92	.783	22/80/2.7	94-80	8-44	343	11.4
2010-11	32-30	1093/34.2	152-351	.433	44-127	.346	115-157	.732	37/139/4.3	107-68	14-44	463	14.5
Totals	126-111	3513/27.9	455-1061	.429	111-335	.331	344-468	.735	90/346/2.7	419-318	46-164	1365	10.8

DEVIN BOOKER (THIRD TEAM, 2013)

Forward/Center • Whitmire, S.C.

Year	GP-GS	Min./Avg	FG-FGA	Pct.	3FG-FGA	Pct.	FTM-FTA	Pct.	Of/Reb/Avg	A-T	B-S	PTS	Avg.
2009-10	32-1	370/11.6	60-107	.561	0-1	.000	24-45	.533	36/94/2.9	10-30	4-12	144	4.5
2010-11	34-33	827/24.3	102-228	.447	15-45	.333	58-79	.734	56/186/5.5	24-53	15-22	277	8.1
2011-12	31-29	904/29.2	124-270	.459	5-23	.217	74-106	.698	82/217/7.0	39-57	29-27	327	10.5
2012-13	31-31	988/31.9	159-292	.545	2-11	.182	86-138	.623	93/231/7.5	26-59	35-19	406	13.1
Totals	128-94	3089/24.1	445-897	.496	22-80	.275	242-368	.658	267/728/5.7	99-199	83-80	1154	9.0

K.J. McDANIELS (FIRST TEAM, 2014)

Forward • Birmingham, Ala.

Year	GP-GS	Min./Avg	FG-FGA	Pct.	3FG-FGA	Pct.	FTM-FTA	Pct.	Of/Reb/Avg	A-T	B-S	PTS	Avg.
2011-12	30-1	304/10.1	44-97	.454	7-25	.280	22-38	.579	34/55/1.8	7-13	20-10	117	3.9
2012-13	28-25	771/27.5	109-252	.433	32-96	.333	54-79	.684	50/140/5.0	21-44	58-32	304	10.9
2013-14	36-35	1212/33.7	209-455	.459	42-138	.304	154-183	.842	86/255/7.1	57-83	100-41	614	17.1
Totals	94-61	2287/24.3	362-804	.450	81-259	.313	230-300	.767	170/450/4.8	85-140	178-83	1035	11.0

JARON BLOSSOMGAME (FIRST TEAM, 2016 • THIRD TEAM, 2017)

Forward • Alpharetta, Ga.

Year	GP-GS	Min./Avg	FG-FGA	Pct.	3FG-FGA	Pct.	FTM-FTA	Pct.	Of/Reb/Avg	A-T	B-S	PTS	Avg.
2013-14	33-30	773/23.4	62-157	.395	10-50	.200	28-47	.596	52/164/5.0	13-25	13-9	162	4.9
2014-15	31-31	958/30.9	144-296	.486	17-59	.288	102-144	.708	76/253/8.2	30-54	11-24	407	13.1
2015-16	31-31	1060/34.2	201-392	.513	45-101	.446	133-170	.782	55/207/6.7	47-55	41-23	580	18.7
2016-17	33-33	1133/34.3	220-441	.499	24-94	.255	120-168	.714	59/207/6.3	51-56	30-27	584	17.7
Totals	128-125	3924/30.7	627-1286	.488	96-305	.315	383-529	.526	242/831/6.5	141-190	95-83	1733	13.5

MARCQUISE REED (SECOND TEAM, 2018 • THIRD TEAM, 2019)

Guard • Landover, Md.

Year	GP-GS	Min./Avg	FG-FGA	Pct.	3FG-FGA	Pct.	FTM-FTA	Pct.	Of/Reb/Avg	A-T	B-S	PTS	Avg.
2016-17	33-0	711/21.5	100-237	.422	33-82	.402	96-106	.906	16/76/2.3	64-40	1-46	329	10.0
2017-18	35-35	1221/34.9	183-426	.430	67-189	.354	120-142	.845	26/165/4.7	116-80	0-58	553	15.8
2018-19	31-30	1098/35.4	202-459	.440	48-135	.356	150-178	.843	23/172/5.5	95-83	1-66	602	19.4
Totals	99-65	3030/30.6	485-1122	.432	148-406	.365	366-426	.859	65/413/4.2	275-203	2-170	1484	15.0

AAMIR SIMMS (THIRD TEAM, 2020 • SECOND TEAM, 2021)

Forward • Palmyra, Va.

Year	GP-GS	Min./Avg	FG-FGA	Pct.	3FG-FGA	Pct.	FTM-FTA	Pct.	Of/Reb/Avg	A-T	B-S	PTS	Avg.
2017-18	34-12	524/15.4	53-112	.473	14-43	.326	15-26	.577	26/108/3.2	21-20	29-8	135	4.0
2018-19	34-34	906/26.7	105-238	.441	40-121	.331	24-32	.750	50/157/4.6	34-45	25-21	274	8.1
2019-20	30-30	949/31.6	139-293	.474	34-85	.400	79-112	.705	68/217/7.2	78-66	23-31	391	13.0
2020-21	24-24	713/29.7	124-233	.532	22-55	.400	52-63	.825	59/95/15/4.6	65-58	17-21	322	13.4
Totals	122-100	3093/25.4	421-876	.481	110-304	.362	170-233	.730	203/433/636/5.2	198-189	94-81	1122	9.2

HUNTER TYSON (FIRST TEAM, 2023)

Forward • Monroe, N.C.

Year	GP-GS	Min./Avg	FG-FGA	Pct.	3FG-FGA	Pct.	FTM-FTA	Pct.	Of/Reb/Avg	A-T	B-S	PTS	Avg.
2018-19	31-0	258/8.3	16-63	.254	11-47	.234	6-9	.667	6/32/1.0	12-6	8-2	49	1.6
2019-20	31-3	422/13.6	57-128	.445	27-84	.321	29-41	.707	20/92/3.0	11-15	3-17	170	5.5
2020-21	19-12	320/16.9	47-101	.465	22-51	.431	27-35	.771	12/79/4.2	6-17	6-9	143	7.5
2021-22	25-24	638/25.5	90-193	.466	26-75	.347	44-56	.786	33/137/5.5	32-24	8-20	250	10.0
2022-23	34-34	1180/34.7	172-359	.479	83-205	.405	93-111	.838	44/325/9.6	50-35	4-32	520	15.3
Totals	140-73	2818/20.1	382-844	.453	169-462	.366	199-252	.790	115/665/4.8	111-97	29-80	1132	8.1

PJ HALL (THIRD TEAM, 2023 • FIRST TEAM, 2024)


Center • Spartanburg, S.C.

Year	GP-GS	Min./Avg	FG-FGA	Pct.	3FG-FGA	Pct.	FTM-FTA	Pct.	Of/Reb/Avg	A-T	B-S	PTS	Avg.
2020-21	21-0	208/9.9	30-61	.492	2-15	.133	12-16	.750	14/42/2.0	2-9	5-4	74	3.5
2021-22	30-29	823/27.4	179-363	.493	24-78	.308	82-105	.781	52/174/5.8	48-54	38-16	464	15.5
2022-23	33-27	811/24.6	192-359	.535	33-83	.398	88-112	.786	52/187/5.7	33-57	37-22	505	15.3
2023-24	36-36	1040/28.9	240-492	.488	52-165	.315	127-163	.779	57/231/6.4	51-67	28-51	659	18.3
Totals	120-92	2882/24.0	641-1275	.503	111-341	.326	309-396	.780	175/634/5.3	134-187	131-70	1702	14.2

CLIFF HAMMONDS



JARON BLOSSOMGAME



YEAR-BY-YEAR RECORD

Year	Conf. W-L	Home W-L	Away W-L	Neu. W-L	All W-L	Pct	CU PPG	OPP PPG	Head Coach	Year	Conf. W-L	Home W-L	Away W-L	Neu. W-L	All W-L	Pct	CU PPG	OPP PPG	Head Coach
1911-12		1-0	3-0	0-0	4-0	1.000	53.5	13.5	Dobson	1932-33	0-2	5-5	5-4	0-0	10-9	.526	31.4	30.4	Davis
1912-13		4-2	5-3	0-0	9-5	.643	32.2	24.2	Dobson	1933-34	0-6	4-3	3-9	0-0	7-12	.368	26.5	30.4	Davis
1913-14		1-0	0-3	0-0	1-3	.250	21.2	28.0	Erwin	1934-35	3-1	8-1	7-1	0-1	15-3	.833	38.2	25.7	Davis
1914-15		1-1	2-4	0-0	3-5	.375	23.8	26.8	Erwin	1935-36	5-5	6-2	9-4	0-1	15-7	.682	34.0	29.0	Davis
1915-16		1-2-1	1-4	0-0	2-6-1	.250	32.1	35.7	Ward	1936-37	3-7	2-7	4-8	0-0	6-15	.286	30.6	36.4	Davis
1916-17		5-0	3-2	0-0	8-2	.800	39.8	26.5	Morris	1937-38	8-4	9-1	5-5	2-1	16-7	.696	39.8	33.5	Davis
1917-18		3-0	0-2	0-0	3-2	.600	46.6	27.4	Donahue	1938-39	6-6	6-1	6-7	4-0	16-8	.667	39.7	34.3	Davis
1918-19		2-0	1-1	0-0	3-1	.750	44.7	26.5	Donahue	1939-40	9-7	6-4	3-6	0-2	9-12	.429	52.4	51.0	Davis
1919-20		5-3	3-3	0-0	8-6	.571	32.5	28.3	Morris	1940-41	7-8	5-4	2-10	1-0	8-14	.571	46.6	51.0	Norman
1920-21		6-0	4-4	0-1	10-5	.667	34.5	22.5	Conover	1941-42	2-10	2-7	1-6	0-1	3-14	.176	35.1	48.7	Norman
1921-22	0-3	4-4	4-9	0-0	8-13	.381	21.5	27.3	Stewart	1942-43	0-10	2-7	1-6	0-0	3-13	.185	38.0	46.7	Norman
1922-23	3-3	8-3	3-2	0-1	11-6	.647	25.0	17.9	Stewart	1943-44	0-3	1-4	0-6	0-0	1-10	.100	34.0	49.7	Norman
1923-24	0-7	1-6	1-10	0-1	2-17	.105	14.3	26.7	Sanders	1944-45	4-5	4-4	4-3	0-1	8-8	.500	39.0	41.5	Norman
1924-25	3-2	3-6	1-8	0-0	4-14	.286	21.6	29.6	Sanders	1945-46	5-7	5-5	4-6	0-0	9-11	.450	46.1	43.9	Norman
1925-26	1-7	2-6	2-11	0-0	4-17	.190	23.9	33.9	Gilliam	1946-47	2-12	5-3	2-10	0-0	7-13	.350	48.2	57.3	McFadden
1926-27	1-7	1-6	1-7	0-0	2-13	.133	22.2	33.6	Cody	1947-48	3-14	4-8	2-9	0-0	6-17	.261	54.6	60.7	McFadden
1927-28	5-7	6-2	3-11	0-1	9-14	.391	27.7	32.2	Cody	1948-49	6-9	6-3	4-8	0-0	10-11	.476	57.7	54.2	McFadden
1928-29	6-4	10-1	5-10	0-1	15-12	.556	31.5	27.5	Cody	1949-50	8-8	4-4	6-6	0-0	10-10	.500	62.0	59.4	McFadden
1929-30	9-6	10-3	6-5	0-1	16-9	.640	35.4	26.7	Cody	1950-51	9-4	7-1	4-5	0-1	11-7	.611	67.8	62.4	McFadden
1930-31	3-5	3-1	3-5	0-1	6-7	.462	29.6	29.8	Cody	1951-52	11-4	8-0	8-5	1-2	17-7	.708	71.1	66.3	McFadden
1931-32	2-9	5-5	2-8	0-0	7-13	.350	25.4	26.8	Davis	1952-53	6-8	4-6	4-4	0-0	8-10	.444	68.7	69.2	McFadden
Year	ACC Games W-L	ACC Trn. W-L	Non-Con. W-L	Home W-L	Away W-L	Neutral W-L	Overall W-L	Pct	CU PPG	OPP PPG	Head Coach								
1953-54	0-9	0-1	5-8	3-6	2-11	0-1	5-18	.217	62.3	78.3	McFadden								
1954-55	0-14	0-1	2-6	1-9	1-11	0-1	2-21	.087	73.7	93.3	McFadden								
1955-56	1-13	0-1	8-3	2-7	2-7	5-3	9-17	.346	86.0	90.8	McFadden								
1956-57	3-11	0-1	4-5	5-3	1-7	1-7	7-17	.297	72.5	82.3	Maravich								
1957-58	4-10	0-1	4-5	4-5	1-7	3-4	8-16	.333	68.8	71.8	Maravich								
1958-59	5-9	0-1	3-6	4-3	2-7	2-6	8-16	.333	56.9	64.2	Maravich								
1959-60	4-10	0-1	6-5	4-6	3-6	3-4	10-16	.385	64.2	70.7	Maravich								
1960-61	5-9	0-1	5-6	6-4	2-7	2-5	10-16	.385	67.0	70.5	Maravich								
1961-62	4-10	2-1	6-4	5-4	5-6	2-5	12-15	.444	72.1	74.6	Maravich								
1962-63	5-9	0-1	7-3	7-2	4-7	1-4	12-13	.480	67.4	66.9	Roberts								
1963-64	8-6	1-1	4-5	6-4	5-4	2-4	13-12	.520	70.2	69.0	Roberts								
1964-65	4-10	0-1	4-4	6-3	1-8	1-4	8-15	.348	74.2	75.7	Roberts								
1965-66	8-6	0-1	7-3	7-2	6-6	2-2	15-10	.600	76.9	83.4	Roberts								
1966-67	9-5	0-1	8-2	7-2	7-5	3-1	17-8	.680	74.0	70.3	Roberts								
1967-68	3-11	0-1	1-8	2-7	2-10	0-3	4-20	.167	71.5	82.2	Roberts								
1968-69	2-12	0-1	4-6	4-7	2-8	0-4	6-19	.240	78.8	85.8	Roberts								
1969-70	2-12	0-1	5-6	6-5	1-9	0-5	7-19	.269	80.3	90.3	Roberts								
1970-71	3-11	0-1	6-5	8-4	0-10	1-3	9-17	.346	58.9	65.9	Locke								
1971-72	2-10	0-1	8-5	6-4	2-8	2-4	10-16	.385	63.4	66.1	Locke								
1972-73	4-8	0-1	8-5	9-2	2-7	1-5	12-14	.462	69.8	69.4	Locke								
1973-74	3-9	0-1	11-2	9-4	3-6	2-2	14-12	.538	68.3	69.3	Locke								
1974-75	8-4	1-1	8-6	11-1	4-7	2-3	17-11	.607	80.3	72.1	Locke								
1975-76	5-7	1-1	12-2	8-5	7-4	3-1	18-10	.643	83.4	75.1	Foster								
1976-77	8-4	1-1	13-1	13-2	6-2	3-2	22-6	.786	86.6	68.9	Foster								
1977-78	3-9	0-1	12-2	10-5	2-5	3-2	15-12	.556	82.6	73.7	Foster								
1978-79	5-7	0-1	14-2	13-3	3-5	3-2	19-10	.655	72.0	65.6	Foster								
1979-80	8-6	1-1	14-2	15-0	2-6	6-3	23-9	.719	80.0	70.2	Foster								
1980-81	6-8	0-1	14-2	12-4	5-6	3-1	20-11	.645	75.5	66.8	Foster								
1981-82	4-10	0-1	10-3	11-5	2-7	1-2	14-14	.500	69.9	65.2	Foster								
1982-83	2-12	0-1	9-7	9-7	1-9	1-4	11-20	.355	75.6	78.0	Foster								
1983-84	3-11	0-1	11-2	11-5	3-6	0-3	14-14	.500	74.5	68.1	Foster								
1984-85	5-9	0-1	11-3	12-4	3-8	1-1	16-13	.552	75.0	71.0	Ellis								
1985-86	3-11	0-1	16-3	14-5	3-8	2-2	19-15	.556	74.9	67.5	Ellis								
1986-87	10-4	0-1	15-1	15-2	8-2	2-2	25-6	.806	86.1	71.5	Ellis								
1987-88	4-10	0-1	10-4	12-4	0-9	2-2	14-15	.483	74.3	72.0	Ellis								
1988-89	7-7	0-1	12-3	13-1	4-8	2-2	19-11	.633	79.8	75.6	Ellis								
1989-90	10-4	1-1	13-3	14-0	6-5	4-3	24-8	.750	79.3	69.9	Ellis								
1990-91	2-12	0-1	9-4	9-7	0-8	2-2	11-17	.393	73.7	76.7	Ellis								
1991-92	4-12	0-1	10-1	12-4	1-8	1-2	14-14	.500	76.6	75.5	Ellis								
1992-93	5-11	1-1	11-1	11-5	4-7	2-1	17-13	.567	79.2	76.7	Ellis								
1993-94	6-10	1-1	11-5	11-4	4-10	3-2	18-16	.529	75.2	72.9	Ellis								
1994-95	5-11	0-1	10-1	11-5	3-7	1-1	15-13	.536	64.1	62.5	Barnes								
1995-96	7-9	1-1	10-1	14-2	3-7	1-2	18-11	.621	68.0	63.0	Barnes								
1996-97	9-7	0-1	14-2	12-3	6-4	5-3	23-10	.697	68.2	61.5	Barnes								
1997-98	7-9	1-1	10-4	11-3	4-7	3-4	18-14	.563	72.2	65.3	Barnes								
1998-99	5-11	0-1	15-3	14-3	2-8	4-4	20-15	.571	71.4	64.4	Shyatt								
1999-00	4-12	0-1	6-7	7-9	1-7	2-3	10-20	.333	70.0	64.4	Shyatt								
2000-01	2-14	1-1	9-4	9-7	1-9	2-3	12-19	.387	74.1	79.7	Shyatt								
2001-02	4-12	0-1	9-4	8-8	3-7	2-2	13-17	.433	76.8	75.2	Shyatt								
2002-03	5-11	0-1	10-1	13-4	2-8	0-1	15-13	.536	68.4	68.1	Shyatt								
2003-04	3-13	0-1	7-4	10-6	0-10	0-1	10-18	.357	65.7	70.9	Purnell								
2004-05	5-11	1-1	9-3	10-5	3-8	3-3	16-16	.500	71.7	69.3	Purnell								
2005-06	7-9	0-1	12-3	12-4	4-8	3-1	19-13	.594	74.3	67.9	Purnell								
2006-07	7-9	0-1	18-1	16-4	6-5	3-2	25-11	.694	73.2	65.7	Purnell								
2007-08	10-6	2-1	12-3	14-2	6-5	4-3	24-10	.706	79.2	69.8	Purnell								
2008-09	9-7	0-1	14-1	13-3	7-4	3-2	23-9	.719	78.3	68.0	Purnell								
2009-10	9-7	0-1	12-3	14-2	5-6	2-3	21-11	.656	73.4	64.5	Purnell								
2010-11	9-7	1-1	12-4	15-2	3-7	4-3	22-12	.647	68.5	61.4	Brownell								
2011-12	8-8	0-1	8-6	11-5	4-8	1-2	16-15	.516	64.5	60.6	Brownell								
2012-13	5-13	0-1	8-4	8-7	3-9	2-2	13-18	.419	61.5	60.1	Brownell								
2013-14	10-8	1-1	13-5	16-3	4-7	3-3	23-13	.639	63.5	58.4	Brownell								
2014-15	8-10	0-1	8-4	11-6	3-7	2-2	16-15	.516	62.7	62.2	Brownell								
2015-16	10-8	0-1	7-5	13-4	3-8	1-2	17-14	.548	69.6	64.5	Brownell								
2016-17	6-12	1-1	11-4	11-6	4-7	2-3	17-16	.515	74.8	71.5	Brownell								
2017-18	11-7	1-1	11-1	15-1	4-6	6-3	25-10	.714	73.8	65.9	Brownell								
2018-19	9-9	0-1	10-3	14-5	4-6	2-3	20-14	.588	68.8	63.9	Brownell								
2019-20	9-11	1-0	7-4	11-6	3-8	2-1	16-15	.516	66.5	64.1	Brownell								
2020-21	10-6	0-1	6-2	11-1	2-5	3-2	16-8	.667	64.9	61.9	Brownell								
2021-22	8-12	1-1	9-4	11-5	3-8	3-3	17-16	.515	71.7	68.5	Brownell								
2022-23	14-6	1-1	9-5	15-2	5-6	3-3	23-11	.676	74.7	67.9	Brownell								
2023-24	11-9	0-1	13-3	12-4	6-6	6-2	24-12	.667	77.4	71.2	Brownell								
Total	543-856	23-70	658-264	895-423-1	364-733	165-209	1425-1369-1	.510			22 coaches								



YEARLY ACC RECORD

Year	Home	Away	Neut	Overall	Pct.	Decided by 5 or less
1953-54	0-4	0-4	0-1	0-9	.000	0-1
1954-55	0-7	0-7	0-0	0-14	.000	0-2
1955-56	0-7	1-6	0-0	1-13	.071	1-2
1956-57	3-3	0-6	0-2	3-11	.214	2-1
1957-58	3-3	1-6	0-1	4-10	.285	1-3
1958-59	4-2	1-5	0-2	5-9	.357	2-2
1959-60	2-4	1-5	1-1	4-10	.285	3-2
1960-61	3-3	2-4	0-2	5-9	.357	0-2
1961-62	2-4	2-4	0-2	4-10	.285	2-3
1962-63	4-2	1-5	0-2	5-9	.357	3-3
1963-64	4-2	3-3	1-1	8-6	.571	2-2
1964-65	3-3	1-5	0-2	4-10	.285	1-5
1965-66	5-1	2-4	1-1	8-6	.571	5-3
1966-67	5-1	2-4	2-0	9-5	.643	4-1
1967-68	2-4	1-5	0-2	3-11	.214	2-2
1968-69	2-4	0-6	0-2	2-12	.143	2-2
1969-70	2-4	0-6	0-2	2-12	.143	1-2
1970-71	3-3	0-6	0-2	3-11	.214	3-2
1971-72	2-3	0-5	0-2	2-10	.143	1-4
1972-73	3-2	1-4	0-2	4-8	.333	2-4
1973-74	3-3	0-6	0-0	3-9	.250	1-3
1974-75	6-0	2-4	0-0	8-4	.667	3-3
1975-76	3-3	2-4	0-0	5-7	.417	3-0
1976-77	4-2	4-2	0-0	8-4	.667	4-1
1977-78	2-4	1-5	0-0	3-9	.250	0-4
1978-79	4-2	1-5	0-0	5-7	.417	2-1
1979-80	7-0	1-6	0-0	8-6	.571	1-5
1980-81	4-3	2-5	0-0	6-8	.429	1-2
1981-82	3-4	1-6	0-0	4-10	.285	1-4
1982-83	2-5	0-7	0-0	2-12	.143	1-5
1983-84	2-5	1-6	0-0	3-11	.214	2-4
1984-85	4-3	1-6	0-0	5-9	.357	1-3
1985-86	2-5	1-6	0-0	3-11	.214	1-3
1986-87	5-2	5-2	0-0	10-4	.714	6-1
1987-88	4-3	0-7	0-0	4-10	.285	3-2
1988-89	6-1	1-6	0-0	7-7	.500	4-2
1989-90	7-0	3-4	0-0	10-4	.714	4-3
1990-91	2-5	0-7	0-0	2-12	.142	1-3
1991-92	4-4	0-8	0-0	4-12	.250	2-3
1992-93	3-5	2-6	0-0	5-11	.313	2-2
1993-94	5-3	1-7	0-0	6-10	.375	0-2
1994-95	3-5	2-6	0-0	5-11	.313	3-3
1995-96	6-2	1-7	0-0	7-9	.438	3-3
1996-97	5-3	4-4	0-0	9-7	.563	3-3
1997-98	5-3	2-6	0-0	7-9	.438	2-7
1998-99	5-3	0-8	0-0	5-11	.313	0-3
1999-00	3-5	1-7	0-0	4-12	.250	1-1
2000-01	2-6	0-8	0-0	2-14	.125	1-1
2001-02	3-5	1-7	0-0	4-12	.250	1-2
2002-03	4-4	1-7	0-0	5-11	.313	3-4
2003-04	3-5	0-8	0-0	3-13	.188	2-1
2004-05	3-5	2-6	0-0	5-11	.313	2-3

Decided by



MARQUISE REED AND THE TIGERS OVERCAME A 12-POINT DEFICIT TO BEAT A TOP-25 FLORIDA TEAM IN 2017.

OVERCOMING 10-POINT DEFICITS

Date	Site	Opponent	Down	Time (Half)	Score	Final
2-24-1969	Clemson, S.C.	Virginia	13	9:48 (2)	65-78	92-90
1-19-1970	Clemson, S.C.	Georgia Tech	15	6:00 (1)	24-39	88-78
2-28-1970	Clemson SC	Wake Forest	16	3:57 (1)	35-51	105-95
1-18-1975	Clemson, S.C.	Wake Forest	13	4:23 (1)	28-41	80-77
2-1-1977	Clemson, S.C.	NC State	12	Half	18-30	60-59
1-21-1978	Clemson, S.C.	Virginia	10	9:16 (1)	2-12	^79-70
12-9-1978	Clemson, S.C.	The Citadel	20	9:50 (1)	6-26	71-58
12-29-1978	El Paso, Texas	Texas Tech	14	0:36 (1)	26-40	58-57
1-5-1980	Atlanta, Ga.	Georgia Tech	10	8:10 (1)	6-16	56-48
2-7-1990	College Park, Md.	Maryland	13	4:27 (1)	22-35	75-73
3-8-1980	Ogden, Utah	Brigham Young	13	12:37 (1)	11-24	71-66
12-30-1980	Clemson, S.C.	South Carolina	10	15:24 (1)	4-14	67-65
2-11-1984	Columbia, S.C.	South Carolina	10	5:24 (1)	19-29	61-59
12-1-1984	Clemson, S.C.	South Alabama	14	:15 (1)	2-16	79-69
12-28-1985	Honolulu, Hawaii	Bradley	12	10:12 (1)	6-18	81-76
2-4-1987	College Park, Md.	Maryland	12	8:26 (1)	13-25	80-79
2-14-1987	Charlottesville, Va.	Virginia	10	13:06 (1)	7-17	^94-90
2-18-1987	Clemson, S.C.	Wake Forest	11	7:39 (1)	18-29	87-71
3-16-1989	Boise, Idaho	Saint Mary's	12	3:53 (1)	25-37	83-70
12-6-1989	Greensboro, N.C.	Providence	10	13:07 (1)	9-19	72-71
1-6-1990	Charlottesville, Va.	Virginia	11	4:35 (1)	21-32	76-70
2-12-1990	Clemson, S.C.	NC State	15	6:03 (1)	15-30	89-81
3-17-1990	Hartford, Conn.	La Salle	19	2:21 (1)	22-41	79-75
12-8-1990	Clemson, S.C.	Wisconsin-Green Bay	12	16:52 (2)	31-43	75-68
12-20-1990	Miami, Fla.	Coppin State	11	9:08 (2)	46-57	71-70
2-6-1991	Clemson, S.C.	Maryland	11	9:17 (1)	12-23	73-69
3-2-1991	Clemson, S.C.	Georgia Tech	12	8:56 (1)	14-26	69-62
12-29-1991	El Paso, Texas	Northern Iowa	11	9:52 (1)	34-45	63-60
2-1-1992	Clemson, S.C.	South Carolina	11	5:30 (1)	7-18	55-52
2-4-1993	Atlanta, Ga.	Georgia Tech	10	11:06 (1)	11-21	83-80
12-19-1995	Clemson, S.C.	Minnesota	11	10:10 (1)	11-22	79-66
1-3-1996	Clemson, S.C.	Duke	15	11:32 (2)	26-41	51-48
3-8-1996	Greensboro, N.C.	North Carolina	11	:56 (1)	35-46	75-73
11-15-1996	Indianapolis, Ind.	Kentucky	10	17:32 (2)	34-44	^79-71
12-7-1996	Charlottesville, Va.	Virginia	10	19:28 (2)	19-29	62-52
11-22-1997	Fairbanks, Alaska	Southwest Missouri State	15	5:58 (1)	16-31	71-67
3-6-1998	Greensboro, N.C.	Wake Forest	10	16:33 (2)	39-49	75-56
2-27-2000	Raleigh, N.C.	NC State	10	7:09 (2)	49-59	66-63
12-28-2000	Clemson, S.C.	Charleston Southern	15	13:05 (1)	9-24	88-77
12-30-2000	Myrtle Beach, S.C.	Coastal Carolina	18	6:56 (1)	19-37	81-68
11-24-2001	Clemson, S.C.	Wofford	14	3:02 (1)	27-41	85-82
11-29-2001	State College, Pa.	Penn State	14	10:46 (1)	12-26	79-66
2-23-2002	Clemson, S.C.	Florida State	10	11:15 (1)	8-18	87-78
11-29-2003	Clemson, S.C.	Wofford	10	11:24 (2)	49-59	84-77
12-15-2003	Clemson, S.C.	ETSU	10	10:11 (1)	16-26	^100-84
12-1-2004	Clemson, S.C.	Ohio State	10	2:34 (1)	26-36	80-73
11-11-2006	Norfolk, Va.	Monmouth	12	12:33 (1)	7-19	77-65
3-2-2008	College Park, Md.	Maryland	20	11:21 (2)	39-59	73-70
12-7-2008	Clemson, S.C.	Liberty	12	10:02 (2)	54-66	80-75
12-21-2008	Coral Gables, Fla.	Miami	12	11:23 (1)	9-21	91-72
12-30-2008	Columbia, S.C.	South Carolina	11	15:51 (1)	3-14	98-87
1-29-2009	Blacksburg, Va.	Virginia Tech	15	17:17 (2)	48-63	86-82
2-22-2009	Atlanta, Ga.	Georgia Tech	15	9:28 (1)	10-25	81-73
11-29-2009	Anaheim, Calif.	Butler	11	19:15 (2)	26-37	70-69
2-28-2010	Tallahassee, Fla.	Florida State	13	4:32 (1)	6-19	53-50
12-22-2010	Charleston, S.C.	Coll. of Charleston	11	15:35 (1)	0-11	66-59
1-25-2011	Clemson, S.C.	NC State	19	6:08 (1)	12-31	60-50
2-5-2011	Atlanta, Ga.	Georgia Tech	11	9:18 (1)	8-19	65-56
1-29-2013	Clemson, S.C.	Georgia Tech	10	12:38 (1)	10-20	63-60
11-21-2013	Charleston, S.C.	Temple	12	3:38 (1)	20-32	72-58
12-3-2013	Clemson, S.C.	SC State	10	10:44 (1)	8-18	65-49
1-11-2014	Clemson, S.C.	Duke	10	1:16 (1)	26-36	72-59
1-24-2015	Clemson, S.C.	Wake Forest	12	16:35 (2)	28-40	59-57
1-13-2016	Greenville, S.C.	Duke	12	8:18 (1)	16-28	68-63
12-31-2016	Winston-Salem, N.C.	Wake Forest	13	7:01 (2)	51-64	73-68
11-29-2017	Columbus, Ohio	Ohio State	13	11:43 (1)	11-24	79-65
12-16-2017	Sunrise, Fla.	Florida	12	17:24 (2)	35-47	71-69
1-28-2018	Atlanta, Ga.	Georgia Tech	12	11:17 (1)	12-24	72-70
2-24-2018	Clemson, S.C.	Georgia Tech	11	18:09 (2)	33-44	75-67
11-24-2019	Las Vegas, Nev.	TCU	15	7:39 (2)	37-52	^62-60
1-11-2020	Chapel Hill, N.C.	North Carolina	10	2:08 (2)	58-68	^79-76
1-21-2020	Clemson, S.C.	Wake Forest	10	7:38 (1)	17-27	71-68
1-28-2020	Clemson, S.C.	Syracuse	10	16:26 (2)	35-45	71-70
2-29-2020	Clemson, S.C.	Florida State	10	19:40 (2)	32-42	70-69
11-9-2021	Clemson, S.C.	Presbyterian	11	1:16 (1)	19-30	64-53
3-2-2022	Clemson, S.C.	Georgia Tech	13	12:10 (2)	40-53	68-65
11-12-2023	Asheville, N.C.	Davidson	18	8:45 (1)	5-23	68-65

^ one overtime; Note: List only dates to 1968-69 season.

Year	Home	Away	Neut	Overall	Pct.	5 or less
2005-06	5-3	2-6	0-0	7-9	.438	2-1
2006-07	4-4	3-5	0-0	7-9	.438	4-6
2007-08	7-1	3-5	0-0	10-6	.625	3-3
2008-09	5-3	4-4	0-0	9-7	.563	1-3
2009-10	7-1	2-6	0-0	9-7	.563	2-1
2010-11	7-1	2-6	0-0	9-7	.563	1-3
2011-12	6-2	2-6	0-0	8-8	.500	3-5
2012-13	4-5	1-8	0-0	5-13	.355	2-5
2013-14	6-3	4-5	0-0	10-8	.555	5-4
2014-15	5-4	3-6	0-0	8-10	.444	1-3
2015-16	7-2	3-6	0-0	10-8	.555	3-5
2016-17	4-5	2-7	0-0	6-12	.333	2-8
2017-18	8-1	3-6	0-0	11-7	.611	4-3
2018-19	6-3	3-6	0-0	9-9	.500	1-4
2019-20	6-4	3-7	0-0	9-11	.450	4-3
2020-21	8-1	2-5	0-0	10-6	.625	4-0
2021-22	5-5	3-7	0-0	8-12	.400	3-6
2022-23	9-1	5-5	0-0	14-6	.700	4-1
2023-24	6-4	5-5	0-0	11-9	.550	1-5
Totals	296-230	117-400	5-29	418-659	.388	148-199

Note: Regular season games only.

COMEBACK VICTORIES

Date	Site	Half	Opponent	Margin	Final	Date	Site	Half	Opponent	Margin	Final
2-21-1938	A	16-21	Davidson	-5	35-34	2-17-1994	H	34-35	North Carolina	-1	77-69
12-17-1938	A	14-19	Catholic	-5	33-30	3-17-1994	H	37-41	Southern Mississippi (NIT)	-4	96-85
1-7-1939	A	18-23	Georgia	-5	37-30	1-3-1996	H	22-25	Duke	-3	51-48
1-18-1939	A	24-25	Presbyterian	-1	51-43	1-10-1996	H	32-34	Virginia	-2	89-79
3-1-1939	N	19-21	North Carolina	-2	44-43	2-17-1996	H	23-28	Florida State	-5	67-59
3-2-1939	N	14-18	Wake Forest	-4	30-28	3-8-1996	N	37-46	North Carolina	-9	75-73
1-22-1941	H	21-25	Georgia Tech	-4	52-49	11-15-1996	N	31-37	Kentucky	-6	*79-71
2-18-1941	H	21-29	Wake Forest	-8	54-53	12-7-1996	A	19-27	Virginia	-8	62-52
2-20-1945	A	10-19	Furman	-9	34-31	3-16-1997	N	27-30	Tulsa (NCAA)	-3	65-59
12-14-1948	H	20-24	Wofford	-4	49-44	11-22-1997	N	30-37	S.W. Missouri State	-7	71-67
2-21-1949	H	27-30	Maryland	-3	68-49	12-17-1997	H	29-30	South Carolina	-1	62-57
12-10-1949	H	21-23	Presbyterian	-2	55-53	2-7-1998	H	28-29	Wake Forest	-1	71-46
1-14-1950	H	33-40	Davidson	-7	**88-82	3-6-1998	N	32-40	Wake Forest	-8	75-56
2-21-1950	A	33-35	Virginia Military	-2	83-73	12-16-1999	H	26-27	South Carolina	-1	61-58
2-25-1950	H	32-36	Maryland	-4	70-68	2-27-2000	A	26-32	NC State	-6	66-63
12-18-1950	H	35-38	Georgia	-3	70-69	12-28-2000	H	42-45	Charleston Southern	-3	87-77
2-21-1951	A	34-36	George Washington	-2	82-76	12-30-2000	A	28-41	Coastal Carolina	-13	81-68
2-19-1952	H	35-38	North Carolina	-3	*85-84	2-18-2001	H	30-35	North Carolina	-5	75-65
1-2-1953	H	31-38	William & Mary	-7	81-71	3-8-2001	N	27-30	Florida State	-3	66-64
1-4-1954	A	32-36	William & Mary	-4	75-72	11-24-2001	H	34-45	Wofford	-11	85-82
12-29-1955	N	42-44	South Carolina	-2	94-87	11-28-2001	A	34-44	Penn State	-10	79-66
1-21-1956	A	51-56	Furman	-5	112-99	12-14-2002	H1	27-29	Gardner-Webb	-2	71-61
2-21-1957	A	42-44	Furman	-2	91-79	1-18-2003	H	42-43	Virginia	-1	78-77
12-10-1957	H	30-34	NC State	-4	63-59	2-15-2003	H	32-37	North Carolina	-5	80-77
1-4-1958	H	32-36	Maryland	-4	73-66	11-29-2003	H	37-41	Wofford	-4	84-77
1-7-1960	H	32-33	Davidson	-1	74-63	12-1-2004	H	35-36	Ohio State	-1	80-73
12-2-1961	H	45-46	Virginia Military	-1	87-84	12-21-2005	N	27-31	Akron	-4	66-59
3-2-1962	N	30-38	Duke	-8	77-72	1-21-2006	A	38-43	Georgia Tech	-5	73-63
1-26-1963	H	43-47	Furman	-4	74-73	3-4-2006	H	34-37	Georgia Tech	-3	95-82
2-2-1963	H	34-36	Wake Forest	-2	71-70	11-11-2006	N	36-37	Monmouth	-1	77-65
2-8-1964	A	22-28	NC State	-6	66-52	1-6-2007	H	29-34	Georgia Tech	-5	75-74
2-1-1966	A	36-40	Wake Forest	-4	72-71	11-27-2007	H	23-26	Purdue	-3	61-58
2-19-1966	N	35-39	NC State	-4	*76-74	12-21-2007	N	40-41	DePaul	-1	90-74
2-24-1969	H	41-49	Virginia	-8	92-90	1-22-2008	H	31-32	Wake Forest	-1	*80-75
1-19-1970	H	45-50	Georgia Tech	-5	88-78	3-2-2008	A	25-37	Maryland	-12	73-70
2-28-1970	H	43-56	Wake Forest	-13	105-95	3-15-2008	N	30-31	Duke	-1	78-74
12-19-1970	N	28-29	Southern Methodist	-1	67-51	12-2-2008	A	32-40	Illinois	-8	76-74
2-23-1971	H	22-23	Maryland	-1	*51-45	12-7-2008	H	35-42	Liberty	-7	80-75
1-8-1972	H	31-34	Maryland	-3	63-61	1-29-2009	A	44-53	Virginia Tech	-9	86-82
3-1-1972	H	20-22	Duke	-2	59-40	2-10-2009	A	35-39	Boston College	-4	87-77
11-28-1972	H	37-39	Georgia Tech	-2	86-77	11-29-2009	N	26-33	Butler	-7	70-69
12-8-1973	N	33-39	Duquesne	-6	71-66	2-28-2010	A	19-21	Florida State	-2	53-50
12-29-1973	A	31-44	Furman	-13	73-67	12-22-2010	A	26-29	College of Charleston	-3	66-59
12-4-1974	H	31-32	Furman	-1	82-69	1-25-2011	H	29-34	NC State	-5	60-50
1-18-1975	H	36-45	Wake Forest	-9	80-77	12-23-2011	N	24-31	Southern Illinois	-7	*83-75
1-22-1975	H	48-50	Maryland	-2	83-82	1-1-2012	H	28-32	East Tennessee State	-4	65-58
1-25-1975	A	34-36	Virginia	-2	74-64	11-21-2013	N	31-34	Temple	-3	72-58
3-6-1975	N	39-41	Duke	-2	78-76	1-11-2014	H	31-37	Duke	-6	72-59
12-3-1975	A	32-39	Furman	-7	*92-86	2-1-2014	A	17-20	Florida State	-3	53-49
1-17-1976	A	45-46	Wake Forest	-1	86-81	2-18-2014	H	32-33	NC State	-1	73-56
3-4-1976	N	29-33	Wake Forest	-4	76-63	2-22-2014	A	23-29	Georgia Tech	-6	63-55
1-12-1977	A	35-37	Duke	-2	*80-73	3-13-2014	N	27-29	Georgia Tech	-2	*69-65
2-1-1977	H	18-30	NC State	-12	60-59	11-24-2014	N	30-31	LSU	-1	64-61
2-3-1977	H	32-33	Cleveland State	-1	77-55	1-24-2015	H	27-33	Wake Forest	-6	59-57
3-3-1977	N	35-36	Duke	-1	82-74	11-19-2015	H	31-33	Texas Southern	-2	76-56
11-30-1977	N	46-47	Furman	-1	101-83	1-13-2016	H	33-35	Duke	-2	68-63
1-21-1978	H	29-32	Virginia	-3	*79-70	1-16-2016	H	32-34	Miami	-2	76-65
12-6-1978	A	34-35	South Carolina	-1	70-65	2-2-2016	A	20-28	Wake Forest	-8	76-62
12-9-1978	H	32-34	The Citadel	-2	71-58	2-17-2016	H	31-34	Boston College	-3	65-54
12-16-1978	H	30-31	Western Carolina	-1	71-56	11-30-2016	H	27-31	Nebraska	-4	60-58
12-29-1978	N	28-40	Texas Tech	-12	58-57	12-31-2016	A	31-36	Wake Forest	-5	73-68
1-13-1979	H	29-34	Wake Forest	-5	**71-66	1-28-2017	A	31-36	Pittsburgh	-5	67-60
1-9-1980	H	41-43	Duke	-2	*87-82	3-1-2017	H	37-38	NC State	-1	78-74
2-6-1980	H	35-38	Wake Forest	-3	86-69	11-29-2017	A	30-37	Ohio State	-7	79-65
3-8-1980	N	38-42	Brigham Young (NCAA)	-4	71-66	12-16-2017	N	33-40	Florida	-7	71-69
3-13-1980	N	33-36	Lamar (NCAA)	-3	74-66	1-28-2018	A	36-38	Georgia Tech	-2	72-70
12-19-1980	N	26-30	Illinois State	-4	67-56	2-24-2018	H	33-37	Georgia Tech	-4	75-67
2-5-1983	H	32-35	Baptist	-3	81-60	3-9-2019	H	24-31	Syracuse	-7	67-55
12-3-1983	H	36-37	South Carolina	-1	72-71	11-24-2019	N	23-25	TCU	-2	*62-60
1-9-1984	H	37-39	NC State	-2	63-61	1-11-2020	A	29-39	North Carolina	-10	*79-76
12-15-1984	H	36-40	Middle Tennessee State	-4	81-75	1-21-2020	H	31-37	Wake Forest	-6	71-68
12-7-1985	H	30-34	South Carolina	-4	*73-66	1-28-2020	H	33-35	Syracuse	-2	71-70
12-28-1985	N	27-31	Bradley	-4	81-76	2-29-2020	H	32-39	Florida State	-7	70-69
1-25-1985	A	18-23	Wake Forest	-5	46-43	3-11-2020	N	21-23	Miami (Fla.)	-2	69-64
2-15-1986	H	23-24	Maryland	-1	70-60	12-29-2020	H	29-34	Florida State	-5	77-67
2-17-1986	H	32-34	Furman	-2	75-57	1-2-2021	A	32-34	Miami	-2	66-65
1-20-1987	A	32-33	Georgia Tech	-1	67-66	1-5-2021	H	32-39	NC State	-7	*74-70
2-14-1987	A	39-41	Virginia	-2	*94-90	1-27-2021	H	21-22	Louisville	-1	54-50
3-2-1988	H	40-42	Duke	-2	79-77	2-12-2021	H	26-30	Georgia Tech	-4	74-72
3-1-1989	H	35-42	Duke	-7	79-74	11-9-2021	H	24-32	Presbyterian	-8	64-53
3-4-1989	H	28-31	Georgia Tech	-3	*81-79	3-2-2022	H	27-33	Georgia Tech	-6	68-65
3-16-1989	N	33-39	Saint Mary's (NCAA)	-6	83-70	3-5-2022	H	30-33	Virginia Tech	-3	63-59
11-25-1989	N	33-35	Stetson	-2	74-61	11-29-2022	H	29-35	Penn State	-6	**101-94
1-9-1990	A	32-39	Virginia	-7	76-70	12-2-2022	H	26-33	Wake Forest	-7	*77-57
2-7-1990	H	32-37	Maryland	-5	75-73	1-4-2023	A	29-32	Virginia Tech	-3	68-65
2-12-1990	H	34-35	NC State	-1	89-81	1-7-2023	A	38-40	Pittsburgh	-2	75-74
2-28-1990	H	51-53	Duke	-2	97-93	1-14-2023	H	30-34	Duke	-4	72-64
3-17-1990	N	\$27-43	La Salle (NCAA)	-16	79-75	1-21-2023	H	26-31	Virginia Tech	-5	51-50
12-8-1990	H	27-34	Wisconsin-Green Bay	-7	75-68	1-28-2023	A	33-34	Florida State	-1	82-81
12-20-1990	N	30-33	Coppin State	-3	71-70	11-10-2023	N	39-42	UAB	-3	77-76
2-6-1991	H	27-33	Maryland	-6	73-69	11-12-2023	N	23-28	Davidson	-5	68-65
3-2-1991	H	31-35	Georgia Tech	-4	69-62	12-6-2023	H	23-30	South Carolina	-7	72-67
2-1-1992	H	20-25	South Carolina	-5	55-52	2-27-2024	H	27-31	Pittsburgh	-4	69-62
12-28-1992	N	39-40	Appalachian State	-1	91-73						
1-26-1993	H	32-34	Maryland	-2	82-72						
3-3-1993	H	35-41	NC State	-6	92-82						

Note: List of games over the years when Clemson trailed at halftime and came back to win the game; * - overtime; \$ - largest halftime deficit Clemson overcame to gain a victory; # - largest margin of victory after trailing at halftime; H1 - Anderson, S.C.



TOP-25 WINS

CLEMSON'S ALL-TIME VICTORIES OVER NATIONALLY-RANKED TEAMS

Date	Opponent	Score	Margin	AP-Coaches	Site	Date	Opponent	Score	Margin	AP-Coaches	Site
12-11-1956	NC State	*96-94	+2	8-12	Clemson	12-30-1993	Oklahoma St.	68-65	+3	20-19	Honolulu, Hawaii
12-10-1957	NC State	63-59	+4	12-NR	Clemson	2-17-1994	North Carolina	77-69	+8	2-4	Clemson
1-4-1958	Maryland	73-66	+7	7-7	Clemson	1-4-1995	Duke	75-70	+5	11-9	Durham, N.C.
3-2-1962	Duke	77-72	+5	8-6	Raleigh, N.C.	1-3-1996	Duke	51-48	+3	19-20	Clemson
2-14-1967	Duke	73-68	+5	NR-14	Clemson	1-21-1996	Wake Forest	55-41	+14	6-6	Clemson
2-18-1967	North Carolina	92-88	+4	4-3	Charlotte, N.C.	1-30-1996	Georgia Tech	73-70	+3	25-NR	Clemson
1-28-1971	Virginia	45-44	+1	15-NR	Clemson	3-8-1996	North Carolina	75-73	+2	20-20	Greensboro, N.C.
1-8-1972	Maryland	63-61	+2	12-10	Clemson	11-15-1996	Kentucky	*79-71	+8	3-4	Indianapolis, Ind.
1-22-1975	Maryland	83-82	+1	3-4	Clemson	12-7-1996	Virginia	62-52	+10	25-NR	Charlottesville, Va.
2-1-1975	North Carolina	80-72	+8	10-11	Clemson	1-7-1997	Duke	*86-82	+4	10-9	Clemson
2-22-1975	NC State	92-70	+22	4-4	Clemson	1-15-1997	Maryland	67-63	+4	11-12	College Park, Md.
1-17-1976	Wake Forest	86-81	+5	5-5	Winston-Salem, N.C.	2-8-1997	Maryland	80-68	+12	7-9	Clemson
1-21-1976	Maryland	82-77	+5	2-3	College Park, Md.	12-4-1997	Maryland	*78-65	+13	23-NR	Clemson
2-21-1976	NC State	103-90	+13	12-15	Clemson	12-17-1997	South Carolina	62-57	+5	6-6	Clemson
1-19-1977	Maryland	93-71	+22	13-18	Clemson	1-13-1998	Florida State	86-65	+21	17-16	Clemson
1-29-1977	North Carolina	93-73	+20	19-NR	Clemson	2-4-1999	North Carolina	78-63	+15	9-9	Clemson
2-8-1977	Wake Forest	70-66	+4	4-6	Winston-Salem, N.C.	1-26-2000	NC State	59-42	+17	21-25	Clemson
1-21-1978	Virginia	*79-70	+9	13-14	Clemson	2-18-2001	North Carolina	75-65	+10	1-1	Clemson
2-8-1978	Wake Forest	91-81	+10	14-16	Clemson	1-8-2002	Virginia	68-52	+16	7-5	Clemson
2-15-1978	Virginia	63-55	+8	17-16	Charlottesville, Va.	2-13-2002	Wake Forest	**118-115	+3	19-17	Clemson
1-27-1979	North Carolina	66-61	+5	2-2	Clemson	1-31-2004	North Carolina	81-72	+9	12-15	Clemson
1-30-1979	NC State	85-72	+13	20-19	Clemson	2-18-2004	NC State	60-55	+5	13-18	Clemson
2-21-1979	Duke	70-49	+21	6-7	Clemson	2-1-2005	Maryland	88-73	+15	22-24	Clemson
1-2-1980	North Carolina	93-76	+17	6-4	Clemson	3-4-2007	Virginia Tech	75-74	+1	21-21	Blacksburg, Va.
1-9-1980	Duke	*87-82	+5	1-1	Clemson	3-15-2008	Duke	78-74	+4	7-7	Charlotte, N.C.
1-19-1980	Virginia	88-68	+20	12-15	Clemson	2-4-2009	Duke	74-47	+27	4-3	Clemson
2-9-1980	Maryland	90-81	+9	7-5	Clemson	11-29-2009	Butler	70-69	+1	12-10	Anaheim, Calif.
2-16-1980	NC State	78-70	+8	NR-20	Clemson	1-13-2010	North Carolina	83-64	+19	12-13	Clemson
3-8-1980	Brigham Young	71-66	+5	12-12	Ogden, Utah	1-29-2011	Florida State	62-44	+18	22-NR	Clemson
12-29-1980	Indiana	58-57	+1	15-16	Honolulu, Hawaii	2-14-2012	Virginia	60-48	+12	22-22	Clemson
2-18-1981	Wake Forest	81-71	+10	5-5	Clemson	1-11-2014	Duke	72-59	+13	16-13	Clemson
1-9-1984	NC State	63-61	+2	12-12	Clemson	12-7-2014	Arkansas	*68-65	+3	18-21	Clemson
2-29-1984	Duke	77-76	+1	15-18	Durham, N.C.	1-10-2016	Louisville	66-62	+4	16-16	Greenville, S.C.
1-8-1985	Georgia Tech	90-87	+9	8-7	Atlanta, Ga.	1-13-2016	Duke	68-63	+5	9-6	Greenville, S.C.
1-30-1985	North Carolina	52-50	+2	11-14	Clemson	1-16-2016	Miami	76-65	+11	8-9	Greenville, S.C.
2-17-1985	Maryland	71-64	+7	20-19	Clemson	1-27-2016	Pittsburgh	73-60	+13	NR-23	Greenville, S.C.
1-7-1987	NC State	73-69	+4	18-20	Clemson	12-21-2016	South Carolina	62-60	+2	22-20	Columbia, S.C.
3-2-1988	Duke	79-77	+2	9-9	Clemson	12-16-2017	Florida	71-69	+2	22-22	Sunrise, Fla.
3-5-1988	Georgia Tech	**97-94	+3	13-15	Clemson	1-13-2018	Miami	72-63	+9	18-19	Clemson, S.C.
2-1-1989	North Carolina	85-82	+3	3-2	Clemson	1-30-2018	North Carolina	82-78	+4	19-17	Clemson, S.C.
3-1-1989	Duke	79-74	+5	9-8	Clemson	3-18-2018	Auburn	84-53	+31	19-21	San Diego, Calif.
3-4-1989	Georgia Tech	81-79	+2	25-NR	Clemson	2-9-2019	Virginia Tech	59-51	+8	11-10	Clemson, S.C.
3-16-1989	St. Mary's	83-70	+13	22-NR	Boise, Idaho	1-14-2020	Duke	79-72	+7	3-3	Clemson, S.C.
1-25-1990	Georgia Tech	91-90	+1	13-11	Clemson	2-15-2020	Louisville	77-62	+15	5-5	Clemson, S.C.
2-28-1990	Duke	97-93	+4	5-4	Clemson	2-29-2020	Florida State	70-69	+1	6-6	Clemson, S.C.
3-17-1990	La Salle	79-75	+4	12-13	Hartford, Conn.	12-29-2020	Florida State	77-67	+10	18-19	Clemson, S.C.
3-2-1991	Georgia Tech	69-62	+7	NR-21	Clemson	1-27-2021	Louisville	54-50	+4	25-23	Clemson, S.C.
2-5-1992	Georgia Tech	*95-78	+17	24-20	Clemson	1-4-2023	Duke	72-64	+8	24-21	Clemson, S.C.
2-18-1992	Florida State	68-67	+1	16-16	Clemson	11-28-2024	Alabama	85-77	+8	23-20	Tuscaloosa, Ala.
2-4-1993	Georgia Tech	83-80	+3	22-22	Atlanta, Ga.	2-6-2024	North Carolina	80-76	+4	3-3	Chapel Hill, N.C.
2-24-1993	Wake Forest	76-74	+2	12-12	Clemson	3-24-2024	Baylor	72-64	+8	14-13	Memphis, Tenn.
3-12-1993	Florida State	87-75	+12	10-11	Charlotte, N.C.	3-28-2024	Arizona	77-72	+5	9-9	Los Angeles, Calif.

* - overtime; 2015-16 games in Greenville are considered home games.



GABE DeVOE WAS BRILLIANT IN THE 2018 NCAA TOURNAMENT WIN OVER AUBURN WITH 22 POINTS, FIVE REBOUNDS AND FIVE ASSISTS. HE FINISHED 8-FOR-13 FROM THE FLOOR AND 6-FOR-9 FROM THREE.

OVERTIME GAMES

Year	Opponent	Site	OTs	Score	WL
1923-24	Presbyterian	A	1	17-20	L
1924-25	Newberry	H	1	20-21	L
1925-26	New Orleans Y	A	1	23-24	L
1927-28	South Carolina	A	2	48-46	W
1928-29	Erskine	A	1	37-41	L
	South Carolina	A	1	24-27	L
	The Citadel	H	1	35-33	W
1929-30	Vanderbilt	A	2	48-42	W
	The Citadel	H	1	38-35	W
1931-32	South Carolina	A	1	24-22	W
1934-35	Georgia	H	1	43-44	L
1935-36	North Carolina	H	1	34-35	L
	NC State	A	1	31-32	L
1936-37	Florida	A	1	31-30	W
	Georgia	H	1	35-36	L
	Furman	A	1	40-34	W
	South Carolina	A	1	30-32	L
	NC State	H	1	40-41	L
1937-38	NC State	H	1	31-33	L
1939-40	North Carolina	H	1	31-39	L
	Duke	H	1	37-39	L
1940-41	Georgia Tech	A	1	52-49	W
1944-45	The Citadel	H	1	39-41	L
1945-46	NC State	A	1	46-51	L
1949-50	Furman	A	1	55-56	L
	Davidson	H	2	88-82	W
1950-51	Wake Forest	A	1	72-73	L
	Maryland	A	1	50-54	L
1951-52	Presbyterian	A	1	78-76	W
	Wake Forest	H	1	85-84	W
1955-56	North Carolina	H	2	99-103	L
1956-57	NC State	H	1	96-94	W
	Furman	H	1	80-77	W
	Virginia	H	1	84-81	W
1957-58	Virginia	H	2	85-88	L
	Furman	A	1	95-102	L
1958-59	South Carolina	A	1	58-56	W
1959-60	Davidson	A	1	66-60	W
	Furman	A	2	85-83	W
1960-61	Maryland	A	1	80-82	L
1961-62	Virginia	H	1	70-68	W
	Florida State	A	1	82-77	W
1963-64	North Carolina	H	2	66-64	W
	Georgia	A	1	83-81	W
1963-64	+North Carolina	N	2	97-90	W
	+NC State	N	1	43-45	L
1964-65	Maryland	H	2	65-67	L
1965-66	+NC State	N	1	76-74	W
1966-67	^Miami (Fla.)	N	1	73-64	W
	Virginia	A	1	102-88	W

1967-68	*Wake Forest	N	1	61-63	L
	Maryland	H	1	94-93	W
	Furman	A	1	64-66	L
1968-69	Wake Forest	H	2	104-112	L
1970-71	Indiana State	H	1	91-87	W
	+NC State	N	1	57-64	L
	Maryland	H	1	51-45	W
1971-72	Purdue	H	1	72-66	W
	Indiana State	A	1	82-77	W
1973-74	Purdue	A	1	81-80	W
	The Citadel	H	1	62-58	W
1974-75	*North Carolina	N	1	71-76	L
1975-76	%Austin Peay	H	1	81-87	L
	Furman	A	1	92-86	W
	Duke	H	1	102-93	W
1976-77	Duke	A	1	80-73	W
1977-78	North Carolina	H	1	77-79	L
	Wake Forest	N	1	90-91	L
	Virginia	H	1	79-70	W
1978-79	Wake Forest	H	2	71-66	W
	++Kentucky	A	1	68-67	W
	++Old Dominion	H	2	59-61	L
1979-80	Duke	H	1	87-82	W
	Duke	A	1	82-87	L
1980-81	**Louisiana Tech	N	1	50-49	W
	**Hawaii	A	1	75-71	W
	Maryland	H	1	62-68	L
	Duke	H	1	54-52	W
1981-82	Duke	A	3	72-73	L
1982-83	\$Texas A&M	N	2	82-79	W
	Virginia	H	1	83-85	L
1983-84	%Marquette	H	1	66-61	W
	Wake Forest	H	1	72-76	L
	South Carolina	A	1	61-59	W
	Maryland	H	3	65-66	L
1984-85	Tennessee Tech	H	1	67-68	L
	Furman	A	1	55-53	W
1985-86	South Carolina	H	1	73-66	W
1985-86	NC State	H	1	69-73	L
1986-87	Wake Forest	A	1	91-88	W
	Duke	H	1	103-105	L
	Virginia	A	1	94-90	W
1987-88	Georgia Tech	H	2	97-94	W
1988-89	Georgia Tech	H	1	81-79	W
1990-91	Wake Forest	H	1	88-93	L
1991-92	Georgia Tech	H	1	95-78	W
1992-93	South Carolina	A	1	89-84	W
1995-96	Miami (Fla.)	A	1	66-52	W
1996-97	&Kentucky	N	1	79-71	W
	Duke	H	1	86-82	W
	!Minnesota	N	2	84-90	L

1997-98	Maryland	H	1	78-65	W
	NC State	H	1	80-82	L
	Virginia	A	1	74-78	L
1998-99	Maryland	H	1	79-81	L
	*Florida State	N	1	85-87	L
2000-01	Washington	N	1	76-77	L
	Florida State	A	1	84-88	L
2001-02	Wake Forest	H	2	118-115	W
	*Florida State	N	1	84-91	L
2003-04	ETSU	H	1	100-86	W
	*Virginia	N	1	79-83	L
2004-05	South Carolina	A	1	63-62	W
2005-06	Wake Forest	H	1	74-73	W
	NC State	H	2	85-94	L
	Virginia Tech	H	1	74-75	L
	Wake Forest	A	1	68-74	W
2006-07	Miami (Fla.)	H	1	74-70	W
2007-08	North Carolina	H	1	88-90	L
	Florida State	H	2	97-85	W
	Wake Forest	H	1	80-75	W
	North Carolina	A	2	93-103	L
2008-09	Virginia	A	1	81-85	L
2010-11	#Seton Hall	N	1	64-58	W
	*North Carolina	N	1	87-92	L
2011-12	&So. Illinois	N	1	83-75	W
	NC State	H	1	72-69	W
2013-14	Notre Dame	A	2	64-68	L
	Maryland	H	2	77-73	W
	Pittsburgh	H	1	68-73	L
	*Georgia Tech	N	1	69-65	W
2014-15	Arkansas	H	1	68-65	W
	Georgia Tech	H	1	70-63	W
2015-16	Syracuse	A	1	74-73	W
	*Georgia Tech	N	1	85-88	L
2016-17	North Carolina	H	1	86-89	L
2017-18	Louisville	H	1	74-69	W
	Florida State	A	1	79-81	L
2019-20	@TCU	N	1	62-60	W
	Miami	H	1	68-73	L
	North Carolina	A	1	79-76	W
2020-21	NC State	H	1	74-70	W
2021-22	***Drake	N	1	90-80	W
2021-22	*Virginia Tech	N	1	75-76	L
2022-23	Penn State	H	2	101-94	W
2023-24	Georgia Tech	H	2	90-93	L

Note: Clemson is 74-66 overall, 36-32 at home, 25-19 at Littlejohn; + - North-South Doubleheader; ^ - Volunteer Classic; * - ACC Tournament; % - IPTAY Tournament; ++ - NIT; *** - Rainbow Classic; \$ - Alaska Shootout; & - BCA Classic; ! - NCAA Midwest Regional; # - Paradise Jam; & - Diamond Head Classic; @ - Las Vegas Main Event; **** - Holiday Hoopsgiving



K.J. McDANIELS POSTED 26 POINTS, 14 REBOUNDS AND SIX BLOCKS IN A DOUBLE OVERTIME WIN OVER MARYLAND IN 2014.



LARGEST VICTORY MARGINS

OVERALL

Date	Opponent	Site	Score	Mar
12-17-1986	Armstrong State	H	112-39	+73
2-9-1912	Butler Guards	N1	78-6	+72
12-13-1980	Illinois Tech	H	108-41	+67
2-26-1977	Roanoke	H	120-56	+64
11-27-1977	Texas Christian	H	125-62	+63
2-19-1916	Erskine	H	72-13	+59
12-16-1986	Prairie View A&M	H	103-45	+58
1-15-1990	Georgia State	H	117-59	+58
12-4-1976	Georgia Southern	H	110-55	+55
12-11-1976	Tennessee Tech	H	133-78	+55
11-26-76	Yale	H	104-50	+54
12-16-1980	West Virginia Tech	H	124-70	+54
1-12-1987	Fla. International	H	108-55	+53
12-29-1987	Delaware State	N4	95-42	+53
11-19-2008	Wofford	H	93-40	+53
2-23-1946	The Citadel	H	76-24	+52
12-16-1977	Biscayne	N2	94-42	+52
12-28-1977	Boston College	N3	128-76	+52
12-29-1987	Fla. International	N5	98-47	+51
1-18-1913	Furman	H	69-19	+50
1-18-1930	Newberry	H	59-9	+50
2-9-1949	Presbyterian	H	79-29	+50
12-19-1984	Baylor	H	102-52	+50
11-26-1985	Wagner	H	105-55	+50

N1 - Greenville, S.C.; N2 - Miami, Fla.; N3 - Milwaukee, Wis.; N4 - Little Rock, Ark.; N5 - Tampa, Fla.

HOME

Date	Opponent	Site	Score	Mar
12-17-1986	Armstrong State	H	112-39	+73
12-13-1980	Illinois Tech	H	108-41	+67
2-26-1977	Roanoke	H	120-56	+64
11-27-1977	Texas Christian	H	125-62	+63
1-18-1930	Newberry	H	69-9	+60
2-19-1916	Erskine	H	72-13	+59
12-16-1986	Prairie View A&M	H	103-45	+58
1-15-1990	Georgia State	H	117-59	+58
12-4-1976	Georgia Southern	H	110-55	+55
12-11-1976	Tennessee Tech	H	133-78	+55
11-26-1976	Yale	H	104-50	+54
12-16-1980	West Virginia Tech	H	124-70	+54
1-12-1987	Fla. International	H	108-55	+53
11-19-2008	Wofford	H	93-40	+53
2-23-1946	The Citadel	H	76-24	+52
1-18-1913	Furman	H	69-19	+50
2-9-1949	Presbyterian	H	79-29	+50
12-19-1984	Baylor	H	102-52	+50
11-26-1985	Wagner	H	105-55	+50

IN LITTLEJOHN COLISEUM

Date	Opponent	Site	Score	Mar
12-17-1986	Armstrong State	H	112-39	+73
12-13-1980	Illinois Tech	H	108-41	+67
2-26-1977	Roanoke	H	120-56	+64
11-27-1977	Texas Christian	H	125-62	+63
12-16-1986	Prairie View A&M	H	103-45	+58
1-15-1990	Georgia State	H	117-59	+58
12-4-1976	Georgia Southern	H	110-55	+55
12-11-1976	Tennessee Tech	H	133-78	+55
11-26-1976	Yale	H	104-50	+54
12-16-1980	West Virginia Tech	H	124-70	+54
1-12-1987	Fla. International	H	108-55	+53
11-19-2008	Wofford	H	93-40	+53
12-19-1984	Baylor	H	102-52	+50
11-26-1985	Wagner	H	105-55	+50

AWAY

Date	Opponent	Site	Score	Mar
2-1-1919	Atlanta Athletic Club	A	60-11	+49
2-18-1933	Presbyterian	A	55-6	+49
2-6-1956	The Citadel	A	114-69	+45
11-17-2009	Liberty	A	79-39	+40
2-18-1921	College of Charleston	A	49-12	+37
2-23-1946	Presbyterian	A	56-18	+36
2-9-1912	Furman	A	46-12	+34
1-30-1982	The Citadel	A	88-56	+32
12-30-1987	Arkansas-LR	A	76-44	+32
12-17-1931	Newberry	A	40-9	+31
2-7-2008	Virginia	A	82-51	+31
12-28-2002	Hartford	A	78-48	+30
2-15-1998	Florida State	A	78-49	+29

NEUTRAL SITE

Date	Opponent	Site	Score	Mar
2-9-1912	Butler Guards	N1	78-6	+72
12-29-1987	Delaware State	N5	95-42	+53
12-16-1977	Biscayne	N2	94-42	+52
12-28-1977	Boston College	N3	128-76	+52
12-29-1987	Fla. International	N6	98-47	+51
12-30-1978	Boston Univ.	N4	100-55	+45
12-19-2005	PR-Mayaguez	N7	101-60	+41
11-10-2006	Arkansas State	N8	83-44	+39
12-19-1975	Middle Tennessee	N2	82-46	+36

N1 - Greenville, S.C.; N2 - Knoxville, Tenn.; N3 - Milwaukee, Wis.; N4 - Jacksonville, Fla.; N5 - Little Rock, Ark.; N6 - Tampa, Fla.; N7 - San Juan, Puerto Rico; N8 - Norfolk, Va.



THE TIGERS EARNED THEIR LARGEST MARGIN OF VICTORY IN THE NCAA TOURNAMENT BY DEFEATING AUBURN 84-53 IN 2018.

ACC

Date	Opponent	Site	Score	Mar
2-15-2023	Florida State	H	94-54	+40
2-15-1975	Duke	H	100-66	+34
3-14-2008	Boston College	N	82-48	+34
2-14-1999	Florida State	H	78-45	+33
2-7-2008	Virginia	A	82-51	+31
2-15-1998	Florida State	A	78-49	+29
2-17-2009	Maryland	H	93-64	+29
2-28-1999	Georgia Tech	H	92-64	+28
1-9-1965	Virginia	H	99-72	+27
1-6-1986	Wake Forest	H	91-64	+27
2-4-2009	Duke	H	74-47	+27
1-22-2022	Pittsburgh	H	75-48	+27
1-4-1964	Wake Forest	A	87-61	+26
2-12-2000	Florida State	H	84-58	+26
2-25-2006	Virginia	H	90-64	+26
2-14-1973	Wake Forest	H	86-61	+25
2-28-1973	Duke	H	75-50	+25
2-7-1998	Wake Forest	H	71-46	+25
1-12-2011	Georgia Tech	H	87-62	+25
2-25-2023	NC State	A	96-71	+25

ACC HOME

Date	Opponent	Site	Score	Mar
2-15-2023	Florida State	H	94-54	+40
2-15-1975	Duke	H	100-66	+34
2-14-1999	Florida State	H	78-45	+33
2-17-2009	Maryland	H	93-64	+29
2-28-1999	Georgia Tech	H	92-64	+28
1-9-1965	Virginia	H	99-72	+27
1-6-1986	Wake Forest	H	91-64	+27
2-4-2009	Duke	H	74-47	+27
1-22-2022	Pittsburgh	H	75-48	+27
2-12-2000	Florida State	H	84-58	+26
2-25-2006	Virginia	H	90-64	+26
2-14-1973	Wake Forest	H	86-61	+25
2-28-1973	Duke	H	75-50	+25
2-7-1998	Wake Forest	H	71-46	+25
1-12-2011	Georgia Tech	H	87-62	+25

ACC ROAD

Date	Opponent	Site	Score	Mar
2-7-2008	Virginia	A	82-51	+31
2-15-1998	Florida State	A	78-49	+29
1-4-1964	Wake Forest	A	87-61	+26
2-25-2023	NC State	A	96-71	+25
1-21-1981	Georgia Tech	A	72-48	+24
2-21-2024	Georgia Tech	A	81-57	+24

2-6-2019	Georgia Tech	A	65-42	+23
2-24-1961	Virginia	A	85-63	+22
2-24-2021	Wake Forest	A	60-39	+21
2-11-2012	Wake Forest	A	78-58	+20
3-2-1994	NC State	A	82-63	+19
12-21-2008	Miami (Fla.)	A	91-72	+19
2-21-2012	Georgia Tech	A	56-37	+19
2-12-1975	Wake Forest	A	71-54	+17
12-22-2021	Virginia	A	67-50	+17
2-28-1964	NC State	A	66-52	+14
1-14-1967	Virginia	A	*102-88	+14
2-21-1990	Wake Forest	A	89-75	+14

ACC TOURNAMENT

Date	Opponent	Site	Score	Mar
3-14-2008	Boston College	N4	82-48	+34
3-9-2023	NC State	N2	80-54	+26
3-11-2011	Boston College	N2	70-47	+23
3-1-1962	NC State	N1	67-46	+21
3-6-1998	Wake Forest	N2	75-56	+19
3-5-1964	Maryland	N1	81-67	+14
3-4-1976	Wake Forest	N3	76-63	+13
3-10-1994	NC State	N4	76-63	+13
3-12-1993	Florida State	N4	87-75	+12
3-3-1990	Wake Forest	N4	79-70	+9

N1 - Raleigh, N.C.; N2 - Greensboro, N.C.; N3 - Landover, Md.; N4 - Charlotte, N.C.

POST SEASON

Date	Opponent	Trn	Site	Score	Mar
3-18-2018	Auburn	NCAA	N4	84-53	+31
3-19-2007	Ole Miss	NIT	H	89-68	+21
3-22-2024	New Mexico	NCAA	N5	77-56	+21
3-10-1999	Georgia	NIT	H	77-57	+20
3-18-1999	Butler	NIT	H	89-69	+20
3-13-1986	Middle Tennessee	NIT	H	99-81	+18
3-15-2011	UAB	NCAA	N3	70-52	+18
3-21-1994	West Virginia	NIT	A	96-79	+17
3-15-2006	Louisiana Tech	NIT	H	69-53	+16
3-16-1989	St. Mary's	NCAA	N1	83-70	+13
3-17-1986	Georgia	NIT	A	77-65	+12
3-18-1993	Auburn	NIT	H	84-72	+12
3-14-1997	Miami (Ohio)	NCAA	N2	68-56	+12

N1 - Boise, Idaho; N2 - Kansas City, Mo.; N3 - Dayton, Ohio; N4 - San Diego, Calif.; N5 - Memphis, Tenn.

AGAINST ALL COMPETITION

Opponent	First Meeting	Last Meeting	Home	Away	Neutral	Overall
Air Force	2006-07	2006-07			1-0	1-0
Akron	2005-06	2005-06			1-0	1-0
Alabama	1929-30	2023-24	2-2	4-0	3-3	9-5
Alabama A&M	2019-20	2019-20	1-0			1-0
Alabama-Birmingham (UAB)	1992-93	2010-11		0-1	1-1	1-2
Alabama State	2011-12	2011-12	1-0			1-0
Alcorn State	2023-24	2023-24	1-0			1-0
American	1977-78	1977-78	1-0			1-0
American-Puerto Rico	1989-90	1989-90		1-0		1-0
Appalachian State	1974-75	2006-07	7-1		2-0	9-1
Arizona	1988-89	2023-24	0-1	0-1	1-1	1-3
Arkansas	1961-62	2014-15	1-0	0-1	0-1	1-2
Arkansas-Little Rock	1981-82	1986-87	1-0	1-0		2-0
Arkansas-Pine Bluff	1998-99	1998-99	1-0			1-0
Arkansas State	2006-07	2006-07			1-0	1-0
Armstrong State	1986-87	1986-87	1-0			1-0
Army	1962-63	1993-94			2-0	2-0
Asheville	1946-47	1946-47	1-0			1-0
Atlanta Athletic	1918-19	1928-29	1-1			1-1
Atlantic Agriculture	1912-13	1913-14		0-2		0-2
Auburn	1919-20	2017-18	5-4	4-7	4-4	13-15
Augusta State	1984-85	1987-88	2-0			2-0
Austin Peay State	1975-76	1981-82	1-1		0-1	1-2
Baltimore	1939-40	1980-81	1-0	0-1		1-1
Baylor	1963-64	2023-24	1-0		1-2	2-2
Bellarmine	2022-23	2022-23	1-0			1-0
Belmont	2013-14	2013-14	1-0			1-0
Bethune-Cookman	1985-86	2005-06	2-0			2-0
Biscayne	1974-75	1977-78	3-0	1-0		4-0
Boise State	2023-24	2023-24	1-0			1-0
Boston College	1975-76	2023-24	10-2	6-7	5-1	21-10
Boston University	1977-78	1986-87	1-0			1-0
Bowling Green	1981-82	1981-82	1-0			1-0
Bradley	1985-86	1985-86			1-0	1-0
Brigham Young	1979-80	1989-90			2-0	2-0
Brown	1978-79	1978-79	1-0			1-0
Bucknell	1957-58	1982-83	1-0		1-0	2-0
Buffalo	1976-77	1976-77	1-0			1-0
Buffalo State	1978-79	1978-79	1-0			1-0
Butler	1998-99	2009-10	1-0		1-0	2-0
Butler Guards	1911-12	1911-12		1-0		1-0

Opponent	First Meeting	Last Meeting	Home	Away	Neutral	Overall
California	1998-99	2022-23			1-1	1-1
Campbell	1982-83	1995-96	4-0			4-0
Camp Benning	1921-22	1924-25	0-1	0-1		0-2
Canisius	1977-78	1977-78			1-0	1-0
Catawba	1943-44	1943-44	0-1	0-1		0-2
Catholic	1938-39	1978-79	1-0	1-0	1-0	3-0
Central Florida	1999-00	1999-00			1-0	1-0
Centre	1921-22	1922-23		0-2	0-1	0-3
Chaminade	1998-99	1998-99			1-0	1-0
Charleston, College of	1912-13	2011-12	6-1	3-1		9-2
Charleston Southern (Baptist)	1975-76	2021-22	18-0	2-0		20-0
Charleston "Y"	1912-13	1912-13	1-0			1-0
Cincinnati	1971-72	2003-04	1-0	0-2	0-1	1-3
Citadel, The	1920-21	2022-23	42-8	20-16		62-24
Cleveland State	1976-77	1976-77	1-0			1-0
Coastal Carolina	1987-88	2013-14	5-1	1-1		6-2
Colgate	1978-79	2019-20	2-0			2-0
Connecticut	1989-90	1989-90			0-1	0-1
Cornell	1959-60	1980-81	1-0		1-0	2-0
Coppin State	1990-91	2016-17	2-0		1-0	3-0
Creighton	1962-63	1962-63		0-1		0-1
Davidson	1917-18	2023-24	12-6	5-10	7-2	24-18
Dayton	1974-75	1974-75			0-1	0-1
Delaware	1973-74	1996-97			2-0	2-0
Delaware State	1984-85	2013-14	3-0		1-0	4-0
DePaul	2007-08	2007-08			1-0	1-0
Detroit Mercy	2019-20	2019-20	1-0			1-0
Duke	1925-26	2023-24	25-40	4-64	4-9	33-113
Duquesne	1958-59	1973-74	1-1			1-1
East Carolina	2004-05	2010-11	4-0	1-0		5-0
East Tennessee State	1973-74	2011-12	8-0			8-0
Elon	2001-02	2005-06	1-1			1-1
Erskine	1914-15	1963-64	7-1	3-1		10-2
Evansville	1993-94	1993-94			0-1	0-1
Fairfield	1980-81	1980-81	1-0			1-0
Florida	1923-24	2017-18	6-3	3-5	2-1	11-9
Florida A&M	1985-86	2014-15	3-0			3-0
Florida Atlantic	1990-91	2000-01			2-0	2-0
Florida International	1986-87	1987-88	1-0			1-0
Florida Southern	1974-75	1975-76	1-0	1-0		2-0
Florida State	1951-52	2023-24	25-13	10-26	4-7	39-46
Fordham	1986-87	1986-87			1-0	1-0
Furman	1911-12	2013-14	56-21	41-30	2-0	99-51
Gardner-Webb	2002-03	2014-15	4-0		0-1	4-1
Georgetown (DC)	2004-05	2004-05			0-1	0-1
Georgetown (KY)	1921-22	1923-24	1-0	2-1		3-1
George Washington	1938-39	1999-00	1-5	1-5	0-2	2-12
Georgia	1912-13	2016-17	15-24	8-29	2-4	25-57
Georgia Southern	1976-77	2006-07	3-0			3-0
Georgia State	1985-86	2013-14	5-0			5-0
Georgia Tech	1912-13	2023-24	49-18	28-46	1-4	78-68
Georgia Naval	1943-44	1943-44		0-1		0-1
Gonzaga	1997-98	2012-13			0-2	0-2
Greenville "Y"	1916-17	1921-22	1-1	2-0		3-1
Hampton	2004-05	2004-05	1-0			1-0
Hardin-Simmons	1967-68	1967-68			0-1	0-1
Hartford	2000-01	2001-02	1-0	1-0		2-0
Harvard	1975-76	1975-76	1-0			1-0
Hawaii	1980-81	1980-81		1-0		1-0
Hawaii-Pacific	1986-87	1986-87		1-0		1-0
High Point	2002-03	2016-17	3-0		1-0	4-0
Hofstra	1988-89	2017-18	1-0	1-0	2-0	4-0
Holy Cross	1971-72	2005-06			2-0	2-0
Howard	1992-93	1992-93	1-0			1-0
Illinois	1997-98	2013-14	1-1	1-1	0-1	2-3
Illinois-Chicago	1982-83	1982-83	1-0			1-0
Illinois State	1980-81	1980-81			1-0	1-0
Illinois Tech	1980-81	1980-81	1-0			1-0
Indiana	1980-81	1980-81			1-0	1-0
Indiana State	1970-71	2004-05	1-0	1-0	1-0	3-0
Iona	1997-98	1997-98			1-0	1-0
Iowa	1962-63	2022-23		1-1	0-2	1-3
Jacksonville	1975-76	2019-20	1-0	1-0		2-0
Jewish Athletic	1931-32	1931-32	0-1			0-1
Kansas	2017-18	2017-18			0-1	0-1
Kansas State	1982-83	1998-99			1-1	1-1
Kentucky	1921-22	1997-98	1-4	2-6	1-2	4-12
Kent State	1960-61	1978-79	2-0	0-1		2-1
Lafayette	1957-58	1957-58			1-0	1-0
Lamar	1979-80	1979-80			1-0	1-0
La Salle	1974-75	2001-02			2-1	2-1
Liberty	1988-89	2009-10	4-0	1-0		5-0
Long Beach State	2009-10	2010-11			2-0	2-0
Louisiana Lafayette	2017-18	2017-18	1-0			1-0
Louisiana State	1955-56	2014-15	0-1	0-1	3-1	3-3
Louisiana Tech	1980-81	2005-06	1-0		1-0	2-0
Louisville	1973-74	2023-24	5-1	0-7		5-8
Loyola Chicago	2022-23	2022-23			0-1	0-1
Loyola Maryland	2022-23	2022-23	1-0			1-0
Maine	2002-03	2002-03	1-0			1-0
Manhattan	1965-66	1965-66			1-0	1-0
Marist	2012-13	2012-13			1-0	1-0
Marquette	1976-77	1983-84	1-0	0-2		1-2
Marshall	1960-61	1996-97	1-0	0-2	0-1	1-3

THE TIGERS HAVE
WON 10 STRAIGHT
IN THE SERIES WITH
PITTSBURGH.



AGAINST ALL COMPETITION

Opponent	First Meeting	Last Meeting	Home	Away	Neutral	Overall
Maryville	1923-24	1923-24		0-1		0-1
Maryland	1938-39	2020-21	37-27	10-53	4-10	51-90
Maryland-Baltimore County	1990-91	1990-91	1-0			1-0
Maryland-Eastern Shore	1981-82	1985-86	2-0			2-0
Massachusetts	1984-85	2015-16			1-2	1-2
Memphis	2023-24	2023-24		0-1		0-1
Mercer	1921-22	2016-17	6-2	1-2		7-4
Miami (Fla.)	1955-56	2023-24	9-4	4-10	4-3	17-17
Miami (Ohio)	1996-97	2021-22	1-0		1-0	2-0
Michigan	1987-88	2010-11	0-1		0-3	0-4
Middle Tennessee	1975-76	1988-89	5-0		1-0	6-0
Minnesota	1974-75	2019-20	1-0	1-4	0-2	2-6
Mississippi	1965-66	2007-08	2-1		1-1	3-2
Mississippi State	1981-82	2020-21	1-0	1-0	2-1	4-1
Missouri	1985-86	2009-10			1-2	1-2
Monaghan	1924-25	1924-25		0-1		0-1
Monmouth	2006-07	2006-07			1-0	1-0
Morehead State	1991-92	2022-23	2-1			2-1
Morgan State	1985-86	1994-95	2-0			2-0
Morris Brown	2001-02	2003-04	1-0		1-0	2-0
Muhlenburg	1956-57	1956-57			0-1	0-1
Nebraska	2016-17	2018-19	1-1			1-1
Nevada	2014-15	2014-15			1-0	1-0
Nevada-Las Vegas	1983-84	1983-84		0-1		0-1
Newberry	1912-13	1930-31	8-4	4-7		12-11
New Holland	1924-25	1924-25		0-1		0-1
New Mexico	2023-24	2023-24			1-0	1-0
New Mexico State	2017-18	2017-18			1-0	1-0
New Orleans "Y"	1925-26	1925-26		0-1		0-1
Niagara	1972-73	1989-90	1-0		1-0	2-0
Norfolk State	2004-05	2004-05	1-0			1-0
North Carolina	1925-26	2023-24	18-42	2-60	4-34	24-136
North Carolina A&T	2017-18	2017-18	1-0			1-0
North Carolina Central	2015-16	2018-19	2-0			2-0
UNC Asheville	1979-80	2017-18	8-0			8-0
UNC Charlotte	1979-80	2008-09	1-2	2-0	1-0	4-2
UNC Greensboro	1992-93	2010-11	2-0	1-0		3-0
NC State	1923-24	2023-24	36-34	16-51	8-21	60-106
Nebraska	2016-17	2016-17	1-0			1-0
UNC Wilmington	1997-98	2016-17	2-0			2-0
Northern Iowa	1991-92	1991-92			1-0	1-0
Northwestern	2000-01	2000-01	1-0			1-0
Notre Dame	2013-14	2023-24	2-4	1-5		3-9
Old Dominion	1978-79	2010-11	1-1	1-0	0-1	2-2
Ohio	2017-18	2017-18			1-0	1-0
Ohio State	2004-05	2017-18	1-0	1-0		2-0
Oral Roberts	1991-92	1991-92	1-0			1-0
Oregon	1988-89	1988-89		1-0		1-0
Oregon State	1979-80	1999-00		0-2	1-1	1-3
Oklahoma	2016-17	2016-17			0-1	0-1
Oklahoma City	1959-60	1959-60			0-1	0-1
Oklahoma State	1993-94	1993-94			1-0	1-0
Pennsylvania	1974-75	1974-75	0-1			0-1
Penn State	1999-00	2022-23	2-0	2-1		4-1
Pepperdine	1972-73	1972-73			1-0	1-0
Piedmont	1918-19	1921-22	2-0			2-0
Pittsburgh	1958-59	2023-24	6-1	6-1	0-1	12-3
Prairie View A&M	1986-87	1986-87	1-0			1-0
Presbyterian College	1914-15	2021-22	37-8-1	22-10		59-18-1
Providence	1974-75	1989-90			1-1	1-1
Puerto Rico-Mayaguez	2005-06	2007-08			2-0	2-0
Purdue	1971-72	2012-13	2-1	1-1		3-2
Queens	2023-24	2023-24	1-0			1-0
Radford	1989-90	2023-24	5-0			5-0
Rhode Island	1977-78	1977-78	1-0			1-0
Rice	1960-61	1960-61			0-1	0-1
Rider	1979-80	1987-88	3-0			3-0
Richmond	1937-38	2022-23	0-1	1-2	2-0	3-3
Roanoke	1976-77	1976-77	1-0			1-0
Rollins	1924-25	1970-71	2-0			2-0
Royal Athletic	1931-32	1932-33	2-0			2-0
Rutgers	1998-99	2021-22	1-1	1-1	0-1	2-3
Saint Mary's	1988-89	1988-89			1-0	1-0
St. Francis (N.Y.)	1983-84	1983-84	1-0			1-0
St. John's	1972-73	1973-74	1-0	0-1		1-1
St. Stanislaus	1925-26	1925-26			0-1	0-1
Samford	1980-81	2017-18	4-0			4-0
Savannah	1913-14	1913-14		0-1		0-1
Savannah State	2008-09	2010-11	2-0			2-0
Seton Hall	1985-86	2010-11	0-1	1-0	2-1	3-2
Sewanee	1928-29	1934-35	1-0	2-1		3-1
Siena	1979-80	1979-80	1-0			1-0
Southern Methodist (SMU)	1970-71	2013-14	1-0		1-1	1-1
South Alabama	1984-85	1984-85	1-0			1-0
South Carolina	1912-13	2023-24	49-33	29-56	3-3	81-92
SC State	1988-89	2020-21	14-1			14-1
USC Upstate	2016-17	2022-23	2-0			2-0
South Florida	1985-86	1985-86	1-0			1-0
Southern Illinois	2011-12	2011-12		1-0		1-0
Southern Mississippi	1982-83	1993-94	1-2	0-1		1-3
Southwest Missouri State	1986-87	1997-98			1-1	1-1
Spartanburg "Y"	1921-22	1921-22		0-2		0-2
Spring Hill	1955-56	1955-56			0-1	0-1
Stetson	1978-79	2013-14	4-0		1-0	5-0
Syracuse	1960-61	2023-24	7-1	2-5	1-0	10-6
Temple	1980-81	2013-14	0-2		2-1	2-3
Tennessee	1923-24	1975-76	2-0	1-14	1-1	4-15



CLEMSON HAS FOUR WINS OVER SOUTH CAROLINA IN THE LAST SIX MEETINGS BETWEEN THE TWO SCHOOLS.

Opponent	First Meeting	Last Meeting	Home	Away	Neutral	Overall
Tennessee-Chattanooga	1928-29	1984-85		0-2		0-2
Tennessee State	1991-92	1991-92	1-0			1-0
Tennessee Tech	1933-34	1984-85	1-1	2-2		3-3
Texas	1960-61	1991-92			1-1	1-1
Texas A&M	1969-70	2009-10	1-0	1-1	2-1	4-2
Texas-Arlington	1993-94	1993-94	1-0			1-0
Texas-El Paso (UTEP)	1963-64	2012-13		1-3	1-1	2-4
Texas Christian (TCU)	1977-78	2023-24	1-0		3-0	4-0
Texas Southern	2015-16	2017-18	2-0			2-0
Texas Tech	1978-79	1986-87	1-0	1-0	2-0	4-0
Towson	1987-88	2022-23	2-0			2-0
Tulane	1921-22	1927-28		1-4		1-4
Tulsa	1959-60	1996-97			1-1	1-1
22nd Infantry	1924-25	1924-25		0-1		0-1
UCLA	1979-80	1979-80			0-1	0-1
UTSA	2015-16	2015-16	1-0			1-0
Utah State	1979-80	1979-80			1-0	1-0
Vanderbilt	1923-24	1993-94	1-1	4-4	0-3	5-8
Villanova	1959-60	2007-08		0-1	0-3	0-4
Virginia	1935-36	2023-24	35-28	18-46	1-8	54-82
Virginia Tech	1924-25	2023-24	12-7	7-15	0-2	19-24
VMI	1935-36	2013-14	3-0	4-1		7-1
Wagner	1983-84	1988-89	2-0			2-0
Wake Forest	1925-26	2023-24	45-36	17-56	5-10	67-102
Washington	1982-83	2000-01			0-2	0-2
Washington & Lee	1934-35	1949-50	1-1	1-3	1-1	3-5
West Chester State	1981-82	1981-82	1-0			1-0
West Virginia	1951-52	2010-11		1-2	0-2	1-4
West Virginia Tech	1980-81	1980-81	1-0			1-0
Western Carolina	1978-79	2017-18	11-0	1-0		12-0
Western Kentucky	1996-96	1997-98	1-0	1-0		2-0
Western Michigan	1997-98	1997-98			0-1	0-1
William & Mary	1940-41	1953-54	1-1	1-1		2-2
Winthrop	1984-85	2023-24	9-2	1-0		10-2
Wisconsin-Green Bay	1990-91	1999-00	1-0		0-1	1-1
Wofford	1911-12	2015-16	35-8	17-8		52-16
Wyoming	1985-86	1985-86		0-1		0-1
Xavier	1998-99	2016-17			1-1	1-1
Yale	1976-77	2019-20	1-2			1-2
Youngstown State	1988-89	1988-89	1-0			1-0

Note: 2024-25 opponents in bold.

AGAINST ALL CONFERENCES

AMERICA EAST

School	Home	Away	Neutral	Total
Maine	1-0			1-0
Maryland-Baltimore County	1-0			1-0
Total	2-0			2-0

AMERICAN ATHLETIC

School	Home	Away	Neutral	Total
Charlotte	1-2	2-0	1-0	4-2
East Carolina	2-0	2-0		4-0
Florida Atlantic			2-0	2-0
Memphis		0-1		0-1
Rice			0-1	0-1
Temple	0-2		2-0	2-2
Tulane		1-4		1-4
Tulsa			1-1	1-1
UAB		0-1	2-1	2-2
UTSA	1-0			1-0
Wichita State	0-1			0-1
Total	4-5	5-6	8-3	17-14

ATLANTIC COAST

School	Home	Away	Neutral	Total
Boston College	10-2	6-7	5-1	21-10
California			1-1	1-1
Duke	25-40	4-64	4-9	33-113
Florida State	25-13	10-26	4-7	39-46
Georgia Tech	49-18	28-46	1-4	78-68
Louisville	5-1	0-7		5-8
Miami (Fla.)	10-4	3-10	4-3	17-17
North Carolina	18-42	2-60	4-34	24-136
Notre Dame	2-4	1-5		3-9
NC State	36-34	16-51	8-21	60-106
Pittsburgh	6-1	6-1	0-1	12-3
SMU			1-1	1-1
Syracuse	7-1	2-5	1-0	10-6
Virginia	35-28	18-46	1-8	54-82
Virginia Tech	12-7	7-15	0-2	19-24
Wake Forest	45-36	17-56	5-10	67-102
Total	285-231	120-399	39-102	444-732

ATLANTIC SUN

School	Home	Away	Neutral	Total
Austin Peay	1-1			1-1
Bellarmine	1-0			1-0
Jacksonville		1-0		1-0
Lipscomb	1-0			1-0
North Florida	1-0			1-0
Queens	1-0			1-0
Stetson	4-0		1-0	5-0
Total	9-1	1-0	1-0	11-1

ATLANTIC 10

School	Home	Away	Neutral	Total
Davidson	12-6	5-10	8-2	25-18
Dayton			0-1	0-1
Duquesne	1-1			1-1
Fordham			1-0	1-0
George Washington	1-5	1-5	0-2	2-12
La Salle			1-1	1-1
Loyola Chicago			0-1	0-1
Massachusetts			1-2	1-2
Rhode Island	1-0			1-0
Richmond	0-1	1-2	2-0	3-3
Total	15-13	7-17	13-9	35-39

BIG EAST

School	Home	Away	Neutral	Total
Butler	1-0		1-0	2-0
Connecticut			0-1	0-1
Creighton		0-1	0-1	0-2
DePaul			1-0	1-0
Georgetown			0-1	0-1
Marquette	1-0	0-2		1-2
Providence			1-1	1-1
St. John's (N.Y.)	1-0	0-1		1-1
Seton Hall	0-1	1-0	2-1	3-2
Villanova		0-1	0-3	0-4
Xavier			1-0	1-0
Total	3-1	1-5	6-8	10-14

BIG SOUTH

School	Home	Away	Neutral	Total
Chas. Southern	18-0	2-0		20-0
Gardner-Webb	4-0		0-1	4-1
High Point	3-0		1-0	4-0
Presbyterian	36-8-1	22-10		58-18-1
Radford	5-0			5-0
UNC Asheville	8-0			8-0
USC Upstate	2-0			2-0
Winthrop	9-2	1-0		10-2
Total	85-10-1	25-10	1-1	111-21-1

BIG TEN

School	Home	Away	Neutral	Total
Illinois	1-1	1-1	0-1	2-3
Indiana			1-0	1-0
Iowa		1-1	0-2	1-3
Maryland	37-27	10-53	4-10	51-90
Michigan	0-1		0-3	0-4
Minnesota	1-0	1-4	0-2	2-6
Nebraska	1-1			1-1
Northwestern	1-0			1-0
Ohio State	1-0	1-0		2-0
Oregon			0-1	0-1
Penn State	2-0	2-1		4-1
Purdue	2-1	1-1	1-0	4-2
UCLA			0-1	0-1
Rutgers	0-1	1-1	1-1	2-3
Washington			0-2	0-2
Total	46-32	18-62	7-23	71-117

BIG WEST

School	Home	Away	Neutral	Total
Hawaii		1-1		1-1
Long Beach State			2-0	2-0
Total		1-1	2-0	3-1

BIG 12

School	Home	Away	Neutral	Total
Arizona	0-1		1-1	1-2
BYU			2-0	2-0
Colorado			0-1	0-1
Cincinnati	1-0	0-2	0-1	1-3
Baylor	1-0		1-2	2-2
Kansas			0-1	0-1
Kansas State			1-1	1-1
Oklahoma			0-1	0-1
Oklahoma State			1-0	1-0
Texas			1-1	1-1
TCU	1-0		3-0	4-0
Texas Tech	1-0	1-0	2-0	4-0
UCF			1-0	1-0
West Virginia		1-2	0-3	1-5
Total	4-1	2-4	13-12	19-17

COASTAL ATHLETIC

School	Home	Away	Neutral	Total
Campbell	4-0			4-0
College of Charleston	6-1	3-1		9-2
Delaware			2-0	2-0
Elon	1-1			1-1
Hampton	1-0			1-0
Hofstra	1-0	1-0	2-0	4-0
Monmouth			1-0	1-0
North Carolina A&T	1-0			1-0
UNC Wilmington	1-0			1-0
Towson	2-0			2-0
William & Mary	1-1	1-1		2-2
Total	18-3	5-2	5-0	28-5

CONFERENCE USA

School	Home	Away	Neutral	Total
Florida International	1-0			1-0
Liberty	4-0	1-0		5-0

Louisiana Tech	1-0		1-0	2-0
Middle Tennessee	5-0		1-0	6-0
Sam Houston State	1-0			1-0
UTEP		1-3	1-1	2-4
Western Kentucky	1-0	1-0		2-0
Total	12-0	3-3	3-1	18-4

HORIZON

School	Home	Away	Neutral	Total
Cleveland State	1-0			1-0
Detroit Mercy	1-0			1-0
Oakland	1-0			1-0
Robert Morris	1-0			1-0
Wisconsin-Green Bay	1-0		0-1	1-1
Wright State	1-0			1-0
Youngstown State	1-0			1-0
Total	7-0		0-1	7-1

IVY

School	Home	Away	Neutral	Total
Brown	1-0			1-0
Cornell	1-0		1-0	2-0
Harvard	1-0			1-0
Pennsylvania	0-1			0-1
Yale	1-2			1-2
Total	4-3		1-0	5-3

METRO ATLANTIC

School	Home	Away	Neutral	Total
Canisius			1-0	1-0
Fairfield	1-0			1-0
Iona			1-0	1-0
Manhattan			1-0	1-0
Marist			1-0	1-0
Niagara	1-0		1-0	2-0
Rider	3-0			3-0
Saint Peter's	1-0			1-0
Siena	1-0			1-0
Total	7-0		5-0	12-0

MID-AMERICAN

School	Home	Away	Neutral	Total
Akron			2-0	2-0
Bowling Green	1-0			1-0
Buffalo	1-0			1-0
Kent State	2-0	0-1		2-1
Miami (Ohio)	1-0		1-0	2-0
Ohio			0-1	0-1
Western Michigan			0-1	0-1
Total	5-0	0-1	3-2	8-3

MID-EASTERN ATHLETIC

School	Home	Away	Neutral	Total
Coppin State	2-0			2-0
Delaware State	3-0		1-0	4-0
Howard	1-0			1-0
Maryland-Eastern Shore	2-0			2-0
Morgan State	2-0			2-0
Norfolk State	1-0			1-0
North Carolina Central	2-0			2-0
SC State	14-1			14-1
Total	27-1		1-0	28-1



BRAD BROWNELL IS THE WINNINGEST COACH IN CLEMSON HISTORY AGAINST ACC COMPETITION.



AGAINST ALL CONFERENCES



CLEMSON OWNS 80 WINS OVER SOUTH CAROLINA, SECOND-MOST OVER ANOTHER TEAM (FURMAN) IN ITS HISTORY.

MISSOURI VALLEY

School	Home	Away	Neutral	Total
Belmont	1-0			1-0
Bradley			1-0	1-0
Drake			1-0	1-0
Evansville			0-1	0-1
Illinois-Chicago	1-0			1-0
Illinois State			1-0	1-0
Indiana State	1-0	1-0	1-0	3-0
Missouri State			1-1	1-1
Northern Iowa			1-0	1-0
Southern Illinois			1-0	1-0
Total	3-0	1-0	7-2	11-2

MOUNTAIN WEST

School	Home	Away	Neutral	Total
Air Force			1-0	1-0
Boise State			1-0	1-0
Nevada			1-0	1-0
New Mexico			1-0	1-0
UNLV		0-1		0-1
Utah State			1-0	1-0
Wyoming		0-1		0-1
Total		0-2	5-0	5-2

NORTHEAST

School	Home	Away	Neutral	Total
Fairleigh Dickinson	1-0			1-0
Wagner	2-0			2-0
Total	3-0			3-0

OHIO VALLEY

School	Home	Away	Neutral	Total
Arkansas-Little Rock	1-0	1-0		2-0
Morehead State	2-1			2-1
Tennessee State	1-0			1-0
Tennessee Tech	1-1	2-2		3-3
Total	5-2	3-2		8-4

PATRIOT

School	Home	Away	Neutral	Total
American	1-0			1-0
Army			2-0	2-0
Boston University	1-0		1-0	2-0
Bucknell	1-0		1-0	2-0
Colgate	2-0			2-0
Holy Cross			2-0	2-0
Lafayette			1-0	1-0

Loyola Maryland	1-0			1-0
Total	6-0	7-0	13-0	

SOUTHEASTERN

School	Home	Away	Neutral	Total
Alabama	2-1	4-0	1-4	7-5
Arkansas	1-0	0-1	0-1	1-2
Auburn	5-4	4-7	4-4	13-15
Florida	6-3	3-5	2-1	11-9
Georgia	15-24	8-28	3-4	26-56
Kentucky	1-4	2-6	1-2	4-12
Louisiana State	0-1	0-1	3-1	3-3
Mississippi	2-1		1-1	3-2
Mississippi State	1-0	1-0	2-1	4-1
Missouri			1-2	1-2
South Carolina	49-33	28-56	3-3	80-92
Tennessee	2-0	1-14	1-1	4-15
Texas A&M	1-0	1-1	1-2	3-3
Vanderbilt	1-1	4-4	0-3	5-8
Total	86-72	56-123	23-30	165-225

SOUTHERN

School	Home	Away	Neutral	Total
Chattanooga		0-2		0-2
Citadel	42-8	20-16		62-24
East Tennessee St.	8-0			8-0
Furman	57-21	40-30	2-0	99-51
Mercer	6-2	1-2		7-4
Samford	4-0			4-0
UNC Greensboro	2-0	1-0		3-0
VMI	3-0	4-1		7-1
Western Carolina	10-0	1-0		11-0
Wofford	37-8	16-8		53-16
Total	169-39	83-59	2-0	254-98

SOUTHLAND

School	Home	Away	Neutral	Total
Lamar			1-0	1-0
Total			1-0	1-0

SOUTHWESTERN ATHLETIC

School	Home	Away	Neutral	Total
Alabama A&M	1-0			1-0
Alabama State	1-0			1-0
Alcorn State	1-0			1-0
Arkansas-Pine Bluff	1-0			1-0
Bethune-Cookman	2-0			2-0
Florida A&M	3-0			3-0

Prairie View	1-0			1-0
Texas Southern	2-0			2-0
Total	6-0			6-0

SUMMIT

School	Home	Away	Neutral	Total
Oral Roberts	1-0			1-0
Total	1-0			1-0

SUN BELT

School	Home	Away	Neutral	Total
Appalachian State	7-1		2-0	9-1
Arkansas State			1-0	1-0
Coastal Carolina	5-1	1-1		6-2
Georgia Southern	3-0			3-0
Georgia State	5-0			5-0
Louisiana Lafayette	1-0			1-0
Marshall	1-0	0-2	0-1	1-3
Old Dominion	1-1	1-0	0-1	2-2
South Alabama	1-0			1-0
Southern Miss	1-2	0-1		1-3
Total	25-5	2-4	3-2	30-11

WESTERN ATHLETIC

School	Home	Away	Neutral	Total
UT Arlington	1-0			1-0
Total	1-0			1-0

WEST COAST

School	Home	Away	Neutral	Total
Gonzaga			0-2	0-2
Oregon State		0-2	1-1	1-3
Pepperdine			1-0	1-0
Saint Mary's			1-0	1-0
Total		0-2	3-3	3-5

FORMER DIVISION I MEMBERS

School	Home	Away	Neutral	Total
Hartford	1-0	1-0		2-0
Savannah State	2-0			2-0
St. Francis (N.Y.)	1-0			1-0
Total	4-0	1-0		5-0

LAST SECOND VICTORIES

Date	Score	Site	Opponent
1-8-63	66-64	Greenville, S.C.	Furman
<i>Mike Bohonak inbounded to Gary Burnisky, who scored with one second left.</i>			
12-3-63	66-64	Clemson, S.C.	North Carolina
<i>Mike Bohonak made a 10-foot shot with two seconds left.</i>			
12-17-63	53-52	Charlottesville, Va.	Virginia
<i>Mike Bohonak made a short jumper with three seconds left.</i>			
2-19-66	76-74	Charlotte, N.C.	NC State
<i>Joe Ayooob hit a 45-foot shot with one second left in overtime.</i>			
2-11-67	70-68	Clemson, S.C.	Wake Forest
<i>Ken Gardner made a shot with one second left.</i>			
2-15-69	78-77	Clemson, S.C.	NC State
<i>Trip Jones made a shot with five seconds left.</i>			
1-19-72	74-72	Clemson, S.C.	Furman
<i>Bud Martin hit two free throws with four seconds left.</i>			
12-5-73	81-80	West Lafayette, Ind.	Purdue
<i>Tim Capehart made two free throws with seven seconds left.</i>			
2-19-73	56-54	Charlottesville, Va.	Virginia
<i>Clemson turned the ball over with five seconds left, Virginia called timeout. Mike Browning stole the inbound pass and scored on a layup with one second left.</i>			
12-28-1978	58-57	El Paso, Texas	Texas Tech
<i>Derrick Johnson made a 20-foot shot with four seconds left.</i>			
12-30-1980	58-57	Honolulu, Hawaii	Indiana
<i>Chris Dodds made a 9-foot shot from the right baseline with 10 seconds left.</i>			
1-24-1983	58-56	Clemson, S.C.	Georgia Tech
<i>Chris Michael made a 15-foot jumper from the left baseline with two seconds left.</i>			
2-11-1984	61-59	Columbia, S.C.	South Carolina
<i>Anthony Jenkins made a 19-foot shot from the top of the key with two seconds left.</i>			
1-30-1985	52-50	Clemson, S.C.	North Carolina
<i>Chris Michael made a 22-foot jumper from the right wing with three seconds left.</i>			
12-21-1985	65-64	Lubbock, Texas	Texas Tech
<i>Larry Middleton made a 20-foot jumper from the left wing with four seconds left.</i>			
1-20-87	67-66	Atlanta, Ga.	Georgia Tech
<i>Michael Tait hit a right corner jumper with three seconds left.</i>			
2-4-1987	80-79	College Park, Md.	Maryland
<i>Michael Brown made a three-point shot from the right wing with eight seconds left.</i>			
2-14-1987	94-90	Charlottesville, Va.	Virginia
<i>Horace Grant made a three-point shot with two seconds left to give Clemson 93-90 lead. Michael Brown added a free throw for the four-point margin off a UVA technical foul.</i>			
2-21-1988	65-62	Clemson, S.C.	Virginia
<i>Elden Campbell scored on a contested layup from the right side and was fouled with one second left, he made the free throw.</i>			
12-6-1989	72-71	Greensboro, N.C.	Providence
<i>Dale Davis made a pair of free throws with 14 seconds left.</i>			
12-20-1990	71-70	Miami, Fla.	Coppin State
<i>Colby Brown tipped in the game-winning basket with 1 second left.</i>			
3-8-1996	75-73	Greensboro, N.C.	North Carolina
<i>Greg Buckner dunked off a pass from Harold Jamison with 0.6 seconds left.</i>			
12-30-1996	47-45	San Juan, PR	Missouri
<i>Terrell McIntyre made a three-point shot with 12 seconds left.</i>			
1-18-2003	78-77	Clemson, S.C.	Virginia
<i>Olu Babalola made two free throws with 5.7 seconds left.</i>			
12-4-2004	63-62	Columbia, S.C.	South Carolina
<i>Cheyenne Moore hit a three-point goal with 3.4 seconds left.</i>			
3-1-2005	66-64	Clemson, S.C.	Virginia Tech
<i>Olu Babalola hit a three-point shot with 9.8 seconds left to tie the game at 64 and Sharrod Ford dunked at the buzzer off a Shawn Robinson steal and assist.</i>			
1-3-2007	68-66	Tallahassee, Fla.	Florida State
<i>James Mays inbounded to Vernon Hamilton, who found a streaking Cliff Hammonds, who hit a high-arching layup from the left side with 2.8 seconds left.</i>			
1-7-2007	75-74	Clemson, S.C.	Georgia Tech
<i>James Mays made a driving left-handed layup with 2.2 seconds left.</i>			
3-4-2007	75-74	Blacksburg, Va.	Virginia Tech
<i>K.C. Rivers hit a driving bank shot with 18 seconds remaining.</i>			
3-2-2008	73-70	College Park, Md.	Maryland
<i>Terrence Oglesby hit a three-pointer from the wing with 2.3 seconds left to cap a comeback win from a school-record 20-point second half deficit.</i>			

Date	Score	Site	Opponent
3-9-2008	70-69	Clemson, S.C.	Virginia Tech
<i>Demontez Stitt sank a pair of free throws with 3.8 seconds remaining.</i>			
11-29-2009	70-69	Anaheim, Calif.	Butler
<i>Demontez Stitt hit go-ahead free throws with 3.3 seconds left, and Trevor Booker blocked the ensuing three-point attempt.</i>			
2-25-2012	72-69	Clemson, S.C.	NC State
<i>Andre Young hit go-ahead three-pointer with 11.8 seconds left in overtime, and NC State's C.J. Leslie missed on the other end to tie at the buzzer.</i>			
3-23-2014	50-49	Clemson, S.C.	Illinois
<i>Rod Hall scored the game-winning layup with 9.3 seconds left, and Illinois missed a long three-pointer on the other end.</i>			
1-24-2015	59-57	Clemson, S.C.	Wake Forest
<i>Josh Smith put back Rod Hall's miss with 0.5 seconds left.</i>			
1-28-2018	72-70	Atlanta, Ga.	Georgia Tech
<i>Marcquise Reed driving layup with 24 seconds left.</i>			
1-28-2020	71-70	Clemson, S.C.	Syracuse
<i>Clyde Trapp baseline layup with 2.0 seconds left on an assist from Khavon Moore.</i>			
2-29-2020	70-69	Clemson, S.C.	Florida State
<i>Al-Amir Dawes coast-to-coast layup 1.0 second left.</i>			
1-2-2021	66-65	Coral Gables, Fla.	Miami
<i>Aamir Simms driving floater banked in with 19 seconds left.</i>			
2-12-2021	74-72	Clemson, S.C.	Georgia Tech
<i>Nick Honor banked in a 3-pointer with 1.1 seconds left.</i>			
1-21-2023	51-50	Clemson, S.C.	Virginia Tech
<i>Hunter Tyson swished 3-pointer on a sideline out-of-bounds play at the top of the key</i>			
1-28-2023	82-81	Tallahassee, Fla.	Florida State
<i>Chase Hunter drove the length of the floor and converted an and-one layup and free throw for a 3-point play.</i>			
11-10-2023	77-76	Asheville, N.C.	UAB
<i>Chase Hunter drove the length of the floor and drew a foul with 3.6 seconds left and made both free throws for the win.</i>			



HUNTER TYSON'S 3-POINTER WITH 12 SECONDS LEFT LIFTED THE TIGERS OVER VIRGINIA TECH, 51-50, IN 2023




LITTLEJOHN COLISEUM RECORDS

CLEMSON - TEAM


Most Points: 133 vs. Tennessee Tech, Dec. 11, 1976
 Most Points, First Half: 69 vs. Queens, Dec. 22, 2024
 Most Points, Second Half: 72 vs. Morehead St., Nov. 30, 1991
 Most Points, Both Teams: 233 (Clemson 118, Wake Forest 115 (20T)), Feb.13, 2002
 Fewest Points: 38 vs. UNC Asheville, Feb. 23, 1980
 Most Field Goal Attempts: 86 vs. many (3), last vs. Catholic, Nov. 24, 1977
 Most Field Goals Made: 52 vs. Tennessee Tech, Dec. 11, 1976
 52 vs. Bowling Green State, Nov. 27, 1982
 Best Field Goal Percentage: 70.1 (48-68) vs. Florida Southern, Feb. 28, 1976
 Lowest Field Goal Percentage: 26.0 (19-73) vs. Duke, Jan. 23, 1982
 Most Three-Point Goals: 15 vs. North Carolina, Jan. 30, 2018
 Most Three-Point Attempts: 38 vs. North Carolina, Jan. 14, 1995
 Best Three-Point Goal Percentage:846 (11-13) vs. North Carolina, Jan. 31, 2004
 Most Free Throw Attempts: 52 vs. Georgia Tech, Jan. 29, 1972
 Most Free Throws Made: 39 vs. Georgia Tech, Jan. 29, 1972
 Best Free Throw Percentage:95.7 (22-23) vs. Duke, Jan. 7, 1997
 Most Rebounds: 71 vs. West Virginia Tech, Dec. 16, 1980
 71 vs. Georgia State, Jan. 15, 1990
 Most Assists: 36 vs West Virginia Tech, Dec. 16, 1980
 36 vs. Bowling Green State, Nov. 27, 1982
 Most Turnovers: 36 vs. Austin Peay State, Nov. 29, 1975
 Most Players in Double Figures: 7 vs. many (3), last vs. Morehead State, Nov. 30, 1991
 Largest Crowd in Littlejohn Coliseum: 13,863 vs. Duke, Jan. 9, 1980

OPPONENTS - TEAM

Most Points: 115 by Wake Forest, Feb. 13, 2002
 Most Points, First Half: 59 by Georgia Tech, Jan. 24, 2001
 Most Points, Second Half: 70 by North Carolina, Jan. 28, 1987
 Fewest Points: 27 by North Carolina-Asheville, Feb. 23, 1980
 Most Field Goal Attempts: 94 by Austin Peay, Nov. 29, 1975
 Most Field Goals Made: 41 by Illinois-Chicago, March 5, 1983
 Best Field Goal Percentage: 67.6 (23-34) by Wake Forest, Feb. 26, 1971
 Lowest Field Goal Percentage: 18.0 (9-50) by Wofford, Feb. 6, 1996
 Most Three-Point Goals: 19 by Wake Forest, Feb. 13, 2002
 Most Three-Point Attempts: 42 by Wake Forest, Feb. 13, 2002
 Best Three-Point Goal Percentage: 600 (9-15) by North Carolina, Jan. 28, 1987
 Most Free Throw Attempts: 51 by North Carolina, Jan. 14, 1994
 Most Free Throws Made: 36 by Wake Forest, Feb. 27, 1969
 36 by North Carolina, Jan. 9, 1974
 Most Rebounds: 70 by South Carolina, Jan. 26, 1970
 Most Assists: 27 by South Carolina, Feb. 9, 1985
 Most Turnovers: 47 by Appalachian State, Dec. 7, 1974
 Most Players in Double Figures: 6 by NC State, Feb. 21, 1976
 6 by NC State, Feb. 12, 1990



LARRY MIDDLETON SHARES THE BEST SHOOTING PERCENTAGE MARK BY A TIGER IN LITTLEJOHN HISTORY AT 92.3 PERCENT (12-13 FIELD GOALS).



WILL SOLOMON STILL HOLDS THE LITTLEJOHN SCORING RECORD WITH 43 POINTS AGAINST VIRGINIA IN 2000.

CLEMSON - INDIVIDUAL

Most Points Scored: 43 by Will Solomon vs. Virginia, Jan. 15, 2000
 Most Field Goal Attempts: 31 (made 17) by Skip Wise vs. Pennsylvania, Nov. 30, 1974
 Most Field Goals Made: 17 (att. 31) by Skip Wise vs. Pennsylvania, Nov. 30, 1974
 Best Field Goal Percentage: 92.3 (12-13) by Larry Middleton vs. Rider, Dec. 1, 1985
 92.3 (12-13) Horace Grant vs. Georgia State, Nov. 28, 1986
 92.3 (12-13) Dale Davis vs. Georgia Tech, March 4, 1989
 Most Free Throw Attempts: 19 (made 11) by Dale Davis vs. SC State, Dec. 17, 1990
 Most Free Throws Made: 16 by Butch Zatezalo vs. Wake Forest, Feb. 27, 1969
 Most Rebounds: 23 by Tree Rollins vs. Tennessee Tech, Dec. 11, 1976
 23 by Tree Rollins vs. Maryland, Jan. 19, 1977
 Most Assists: 20 by Grayson Marshall vs. Maryland- Eastern Shore, Nov. 25, 1985
 Most Blocked Shots: 10 by Tree Rollins vs. Duke, Feb. 23, 1977
 10 by Tree Rollins vs. Presbyterian, Dec. 13, 1975
 10 by Tree Rollins vs. Jacksonville, Dec. 16, 1976
 10 by Sharon Wright vs. UNC Greensboro, Dec. 12, 1992
 10 by Sharon Wright vs. Maryland, Jan. 26, 1993
 Most Steals: 7 by Stan Rome vs. Maryland, Jan. 19, 1977
 7 by Devin Gray vs. The Citadel, Dec. 19, 1992
 7 by Terrell McIntyre vs. Georgia Tech, March 1, 1998
 7 by K.C. Rivers vs. Duke, Feb. 4, 2009
 7 by Andre Young vs. Maryland, Jan. 31, 2010
 Three-Point Goals: 8 by David Young vs. Wake Forest, Jan. 12, 1991
 8 by Will Solomon vs. Virginia, Jan. 15, 2000
 Three-Point Goal Percentage: 1.00 (7-7) by Marc Campbell vs. Virginia, Feb. 23, 1983
 vs. Maryland, Feb. 19, 1983

OPPONENTS - INDIVIDUAL

Most Points Scored: 43 by Hawkeye Whitney (NC State), Jan. 30, 1979
 Most Field Goal Attempts: 32 (made 10) by Pete Maravich (Louisiana State), Dec. 7, 1968
 Most Field Goals Made: 18 by Hawkeye Whitney (NC State), Jan. 30, 1979
 Best Field Goal Percentage: 93.3 (14-15) by Keith Gatlin (Maryland), Feb. 17, 1985
 Most Free Throw Attempts: 22 (made 18) by Pete Maravich (Louisiana State), Dec. 7, 1968
 Most Free Throws Made: 18 (att. 22) by Pete Maravich (Louisiana State), Dec. 7, 1968
 Most Rebounds: 21 by Will Hetzel (Maryland), Feb. 22, 1969
 Most Assists: 13 by Neal Murray (Middle Tennessee), Dec. 15, 1985
 Most Blocked Shots: 7 by Sam Harris (Old Dominion), Nov. 18, 2007
 Most Steals: 10 by Zakee Waddood (East Tennessee State), Dec. 15, 2003
 Three-Point Goals: 11 by Craig Dawson (Wake Forest), Feb. 13, 2002
 Three-Point Percentage: 1.00 (6-6) by Sam Cassell (Florida State), Jan. 20, 1993

LITTLE JOHN COLISEUM RECORDS

QUICK FACTS

Name: Littlejohn Coliseum
The arena was named for J.C. Littlejohn, a long-time Clemson University employee, for many years the school's business manager.

Capacity: 9,000

First Game: Nov. 30, 1968 (Clemson 76, Georgia Tech 72)

Largest Crowd: 13,863 (Jan. 9, 1980 vs. Duke)
Clemson upset the No. 1 Blue Devils, 87-82 in overtime.

Largest Season Attendance: 156,103 (1997-98)
The 1997-98 team also set the record for per game basis (11,151).

First Point: Dave Thomas
The Clemson player hit a jump shot at the 18:37 mark of the first half versus Georgia Tech on Nov. 30, 1968.

Longest Clemson Win Streak: 29
The streak started on Jan. 7, 1989 with a 75-58 victory over Maryland and ended with a 100-108 loss to UNC Charlotte on Dec. 15, 1991. (Note: Included in the 29 consecutive wins in Littlejohn Coliseum were 13 victories over ACC teams. Of the 13 wins in ACC competition, five came against teams ranked in the AP top 25, including three top-10 teams.

Record in Littlejohn Coliseum

ACC Home: 240-171 (.584)

Non-Conference Home: 366-45 (.891)

Totals: 606-216 (.737)

RECORDS VS. ALL COMPETITION

Alabama.....	2-0	Elon.....	1-1
Alabama A&M.....	1-0	Fairfield.....	1-0
Alabama State.....	1-0	Florida A&M.....	3-0
Alcorn State.....	1-0	Florida International.....	1-0
American.....	1-0	Florida Southern.....	1-0
Appalachian State.....	7-1	Florida State.....	22-12
Arkansas-Little Rock.....	1-0	Furman.....	29-1
Arkansas-Pine Bluff.....	1-0	Gardner-Webb.....	4-0
Armstrong State.....	1-0	George Washington.....	0-1
Auburn.....	3-1	Georgia.....	3-0
Augusta State.....	2-0	Georgia Southern.....	3-0
Austin Peay State.....	1-1	Georgia State.....	5-0
Baltimore.....	1-0	Georgia Tech.....	41-9
Baylor.....	1-0	Hartford.....	1-0
Bellarmine.....	1-0	Harvard.....	1-0
Belmont.....	1-0	High Point.....	3-0
Bethune-Cookman.....	2-0	Hofstra.....	1-0
Biscayne.....	3-0	Howard.....	1-0
Boise State.....	1-0	Illinois.....	1-1
Boston College.....	9-2	Illinois-Chicago.....	1-0
Boston University.....	1-0	Illinois Tech.....	1-0
Bowling Green State.....	1-0	Indiana State.....	1-0
Brown.....	1-0	Jacksonville.....	1-0
Bryant.....	1-0	Kent State.....	2-0
Buffalo.....	1-0	Liberty.....	3-0
Buffalo State.....	1-0	Lipscomb.....	1-0
Butler.....	1-0	Louisiana-Lafayette.....	1-0
Campbell.....	4-0	Louisiana State.....	0-1
Catholic.....	1-0	Louisiana Tech.....	1-0
Charleston Southern (Baptist).....	18-0	Louisville.....	5-1
Charlotte.....	1-2	Loyola Maryland.....	1-0
Citadel, The.....	19-1	Marquette.....	1-0
Cleveland State.....	1-0	Marshall.....	1-0
Coastal Carolina.....	5-1	Maryland.....	24-20
Colgate.....	2-0	Maryland-Baltimore County.....	1-0
College of Charleston.....	1-1	Maryland-Eastern Shore.....	2-0
Coppin State.....	2-0	Mercer.....	5-0
Cornell.....	1-0	Miami (Fla.).....	9-4
Davidson.....	1-0	Miami (Ohio).....	1-0
Delaware State.....	3-0	Michigan.....	0-1
Detroit Mercy.....	1-0	Middle Tennessee.....	3-0
Duke.....	20-26	Minnesota.....	1-0
East Carolina.....	3-0	Mississippi.....	2-1
East Tennessee State.....	8-0	Mississippi State.....	1-0
		Morehead State.....	2-1
		Morgan State.....	2-0
		Morris Brown.....	1-0
		Niagara.....	1-0
		Nebraska.....	1-1
		Notre Dame.....	2-3
		North Carolina.....	15-33
		North Carolina A&T.....	1-0
		North Carolina Central.....	1-0
		UNC Asheville.....	8-0
		UNC Greensboro.....	2-0
		NC State.....	31-20
		UNC Wilmington.....	2-0
		North Florida.....	1-0
		Northwestern.....	1-0
		Oakland.....	1-1
		Old Dominion.....	1-1
		Oral Roberts.....	1-0
		Pennsylvania.....	0-1
		Pittsburgh.....	6-1
		Prairie View.....	1-0
		Presbyterian.....	9-0
		Purdue.....	2-1
		Queens.....	1-0
		Radford.....	5-0
		Rhode Island.....	1-0
		Robert Morris.....	1-0
		Rider.....	3-0

ATTENDANCE RECORDS

Season	Games	Attendance	Avg.	Results	Pct.
1968-69	11	55,150	5,014	4-7	.364
1969-70	11	50,877	4,625	6-5	.546
1970-71	12	63,488	5,291	8-4	.667
1971-72	10	81,278	8,128	6-4	.600
1972-73	11	85,750	7,795	9-2	.818
1973-74	13	103,519	7,963	9-4	.692
1974-75	12	113,515	9,460	11-1	.917
1975-76	13	107,220	8,248	8-5	.615
1976-77	15	134,841	8,883	13-2	.867
1977-78	15	138,115	9,208	10-5	.667
1978-79	16	144,535	9,033	13-3	.813
1979-80	15	130,900	8,727	15-0	1.000
1980-81	16	145,792	9,112	12-4	.750
1981-82	16	139,731	8,733	11-5	.688
1982-83	16	131,063	8,191	9-7	.563
1983-84	16	129,600	8,100	11-5	.688
1984-85	16	130,136	8,134	12-4	.750
1985-86	19	144,699	7,616	14-5	.737
1986-87	17	142,274	8,369	15-2	.882
1987-88	16	117,250	7,328	12-4	.750
1988-89	14	114,123	8,151	13-1	.929
1989-90	14	122,540	8,753	14-0	1.000
1990-91	16	121,314	7,582	9-7	.563
1991-92	16	114,691	7,168	12-4	.750
1992-93	16	113,803	7,113	11-5	.688
1993-94	15	108,074	7,205	11-4	.733
1994-95	16	116,754	7,297	11-5	.688
1995-96	16	150,037	9,377	14-2	.875
1996-97	15	147,019	9,801	12-3	.800
1997-98	14	156,103	11,151	11-3	.786
1998-99	15	141,728	9,449	12-3	.800
1999-00	16	142,679	8,918	7-9	.438
2000-01	16	137,909	8,619	9-7	.563
2001-02	16	139,954	8,747	8-8	.500
2002-03	9	80,600	8,956	5-4	.555
2003-04	16	122,900	7,681	10-6	.625
2004-05	15	111,886	7,459	10-5	.667
2005-06	16	106,251	6,641	12-4	.750
2006-07	20	147,122	7,356	16-4	.800
2007-08	16	137,739	8,609	14-2	.875
2008-09	16	135,619	8,476	13-3	.813
2009-10	16	151,442	9,465	14-2	.875
2010-11	17	140,920	8,289	15-2	.882
2011-12	16	125,249	7,828	11-5	.688
2012-13	15	118,305	7,887	8-7	.533
2013-14	19	142,231	7,486	16-3	.842
2014-15	17	129,800	7,635	11-6	.611
2015-16	Home games held in Greenville, S.C. due to renovation				
2016-17	17	123,442	7,262	11-6	.611
2017-18	16	123,895	7,743	15-1	.938
2018-19	19	133,290	7,015	14-5	.737
2019-20	17	116,139	6,832	11-6	.647
2020-21	12	21,613*	1,801	11-1	.917
2021-22	16	106,578	6,662	11-5	.688
2022-23	17	110,795	6,518	15-2	.882
2023-24	16	123,289	7,706	12-4	.750
Totals	822	6,625,827	8,061	606-216	.737

* - Limited capacity due to COVID-19 regulations and protocols (1,876 max capacity)

Attendance	Date	Largest Crowds	W/L	Results
13,863	1-9-1980	W		Clemson 87, Duke 82 (OT)
13,136	2-28-1990	W		Clemson 97, Duke 93
12,632	1-29-1977	W		Clemson 93, North Carolina 73
12,611	1-7-1987	W		Clemson 73, NC State 69
12,267	1-19-1981	L		Virginia 74, Clemson 59
12,258	1-17-1981	L		Maryland 68, Clemson 62 (OT)
12,013	2-24-1990	W		Clemson 69, North Carolina 61
11,909	1-11-1978	L		Duke 107, Clemson 85
11,800	1-22-1975	W		Clemson 83, Maryland 82
11,800	2-22-1975	W		Clemson 92, NC State 70
11,800	1-24-1976	L		Virginia 69, Clemson 62
11,742	1-23-1988	W		Clemson 69, South Carolina 65

Roanoke.....	1-0	Texas Southern.....	1-0
Rollins.....	1-0	Texas Tech.....	1-0
Rutgers.....	0-1	Towson.....	2-0
St. John's.....	1-0	USC Upstate.....	1-0
Saint Francis (N.Y.).....	1-0	Vanderbilt.....	0-1
Saint Peter's.....	1-0	Virginia.....	25-23
Sam Houston State.....	1-0	VMI.....	1-0
Samford.....	4-0	Virginia Tech.....	12-4
Savannah State.....	2-0	Wagner.....	2-0
Seton Hall.....	0-1	Wake Forest.....	31-19
Siena.....	1-0	West Chester State.....	1-0
South Alabama.....	1-0	West Virginia Tech.....	1-0
South Carolina.....	24-9	Western Carolina.....	11-0
SC State.....	14-1	Western Kentucky.....	1-0
South Florida.....	1-0	Wichita State.....	0-1
Southern Mississippi.....	1-2	Winthrop.....	9-1
Stetson.....	5-0	Wisconsin-Green Bay.....	1-0
Syracuse.....	7-1	Wofford.....	11-1
Temple.....	0-2	Wright State.....	1-0
Tennessee State.....	1-0	Yale.....	1-2
Tennessee Tech.....	1-1	Youngstown State.....	1-0
Texas Arlington.....	1-0		
Texas A&M.....	1-0		
Texas Christian.....	1-0		



CLEMSON IS 41-9 ALL-TIME AGAINST GEORGIA TECH IN LITTLE JOHN COLISEUM.



2024-25 SERIES SCORES

BOISE STATE (1-0)

at Clemson (1-0)
at Boise State (0-0)
at Neutral Site (0-0)

Year	Rank	Site	W/L	CU	Opp
2023-24		H	W	85	68

BOSTON COLLEGE (21-10)

at Boston College (10-2)
at Boston College (6-6)
at Neutral Site (5-1)

Year	Rank	Site	W/L	CU	Opp
1975-76		N	W	80	60
1976-77	11/NR	N	W	128	76
2003-04		H	W	72	62
2004-05		A	L	70	79
2005-06	NR/18	A	L	61	67
2006-07	16/NR	H	W	74	54
2006-07		A	L	59	54
2007-08		H	W	78	56
2007-08		N	W	82	48
2008-09	11/NR	A	W	87	77
2009-10	21/NR	H	W	72	56
2009-10	21/NR	A	L	69	75
2010-11		H	W	77	69
2010-11		N	W	70	47
2011-12		A	L	57	59
2012-13		A	L	68	75
2012-13		H	L	61	68
2013-14		A	W	62	60
2014-15		H	W	64	49
2015-16		H	W	65	54
2015-16		A	W	66	50
2016-17		H	W	82	68
2017-18	25/NR	A	W	74	70
2017-18	19/NR	N	W	90	82
2018-19		H	W	76	66
2019-20		A	W	82	64
2021-22		H	L	68	70
2021-22		A	W	70	60
2022-23		A	L	54	62
2023-24	21/NR	H	W	89	78
2023-24		N	L	55	76

CALIFORNIA (1-1)

at Clemson (0-0)
at California (0-0)
at Neutral Site (1-1)

Year	Rank	Site	W/L	CU	Opp
1998-99		N	L	60	61
2022-23		N	W	67	59

CHARLESTON SOUTHERN (20-0)

at Clemson (18-0)
at Charleston Southern (2-0)
at Neutral Site (0-0)

Year	Rank	Site	W/L	CU	Opp
1975-76		H	W	94	49
1979-80		H	W	93	59
1982-83		H	W	81	60
1983-84		H	W	71	59
1985-86		H	W	89	63
1987-88		H	W	81	60
1991-92		H	W	87	67
1993-94		A	W	120	103
1994-95		H	W	96	66
1995-96		H	W	79	60
1996-97	10/NR	H	W	80	57
1997-98	21/NR	H	W	65	42
1999-2000		H	W	69	51
2000-01		H	W	87	77
2001-02		H	W	82	45
2004-05		H	W	73	55
2005-06		A	W	68	56
2006-07		H	W	74	50
2018-19		H	W	78	51
2021-22		H	W	91	59

DUKE (33-113)

at Clemson (25-40)
at Duke (4-64)
at Neutral Site (4-9)

Year	Rank	Site	W/L	CU	Opp
1925-26		A	L	12	46
1930-31		N	L	27	31
1933-34		A	L	23	36
1936-37		H	L	25	33
1937-38		N	L	30	40
1938-39		A	L	33	39
1938-39		H	W	38	36
1939-40		A	L	49	54
1939-40		H	L	^37	39
1940-41		A	L	42	45
1945-46		H	L	29	42
1945-46		A	L	33	61
1947-48		A	L	47	80
1947-48		H	W	63	57
1954-55		A	L	54	115
1954-55		H	L	66	75
1955-56		A	L	63	97
1955-56	NR/6	H	L	80	109

1956-57		H	L	78	84
1956-57	NR/15	A	L	70	80
1957-58		A	L	66	79
1957-58	NR/13	N	L	57	73
1958-59		H	W	56	55
1958-59		A	L	41	45
1959-60		A	L	59	68
1959-60		H	L	41	50
1960-61	NR/8	H	L	58	75
1960-61	NR/5	A	L	59	79
1961-62	NR/6	A	L	66	89
1961-62	NR/10	H	L	96	104
1961-62	NR/8	N	W	77	72
1962-63	NR/2	H	L	67	92
1962-63	NR/6	A	L	67	78
1963-64	NR/3	A	L	52	75
1963-64	NR/9	H	L	75	81
1964-65	NR/6	H	L	79	80
1964-65	NR/10	A	L	81	106
1965-66		A	L	66	83
1965-66	NR/1	H	L	85	87
1966-67		A	L	61	85
1966-67	NR/14	H	W	73	68
1967-68		A	L	79	101
1967-68	NR/8	H	L	70	82
1967-68	NR/6	N	L	40	43
1968-69		A	L	70	96
1968-69		H	L	76	85
1969-70		H	L	88	92
1969-70		A	L	75	91
1970-71		H	L	56	82
1970-71		A	L	60	70
1971-72		A	L	69	71
1971-72		H	W	59	40
1972-73		A	L	73	75
1972-73		H	W	75	50
1973-74		A	L	50	63
1973-74		H	W	74	68
1974-75		A	L	72	75
1974-75	18/NR	H	W	100	66
1974-75	14/NR	N	W	78	76
1975-76		H	W	^102	96
1975-76		A	W	90	89
1976-77	17/NR	A	W	^80	73
1976-77	18/NR	H	W	67	63
1976-77	18/NR	N	W	82	74
1977-78		H	L	85	107
1977-78	NR/13	A	L	62	78
1977-78	NR/15	N	L	72	83
1978-79	NR/7	A	L	54	73
1978-79	NR/6	H	W	70	49
1979-80	18/1	H	W	^87	82
1979-80	12/17	A	L	^82	87
1980-81	19/NR	A	L	57	75
1980-81		H	W	^54	52
1981-82		H	L	44	50
1981-82		A	L	^^472	73
1982-83		A	L	96	99
1982-83		H	W	93	86
1983-84		H	L	65	67
1983-84	NR/15	A	W	77	76
1984-85	NR/5	H	L	83	100
1984-85	NR/6	A	L	73	90
1985-86	NR/5	A	L	78	89
1985-86	NR/1	H	L	69	77
1986-87	10/12	H	L	^103	105
1986-87	13/17	A	L	59	65
1987-88	NR/5	A	L	63	101
1987-88	NR/9	H	W	79	77
1988-89	NR/8	A	L	62	92
1988-89	NR/9	H	W	79	74
1989-90	NR/5	A	L	80	94
1989-90	20/5	H	W	97	93
1990-91	NR/7	H	L	70	99
1990-91	NR/8	A	L	62	79
1991-92	NR/1	A	L	73	112
1991-92	NR/1	H	L	97	98
1992-93	NR/1	A	L	67	110
1992-93	NR/3	H	L	84	93
1993-94	NR/3	H	L	65	71
1993-94	NR/1	A	L	74	78
1993-94	NR/5	N	L	64	77
1994-95	NR/9	A	W	75	70
1994-95		H	W	51	44
1995-96	22/19	H	W	51	48
1995-96	24/NR	A	L	53	83
1996-97	5/10	H	W	^86	82
1996-97	8/6	A	L	77	84
1997-98	24/2	A	L	80	81
1997-98	NR/2	H	L	66	70
1997-98	NR/1	N	L	64	66
1998-99	NR/2	H	L	60	82
1998-99	NR/1	A	L	65	92
1999-00	NR/3	A	L	59	93
1999-00	NR/4	H	L	78	92
1999-00	NR/2	N	L	63	94
2000-01	NR/3	A	L	74	115
2000-01	NR/3	H	L	64	81
2001-02	NR/1	A	L	80	96
2001-02	NR/1	H	L	88	98
2002-03	NR/3	H	L	71	89
2002-03	NR/9	A	L	55	65
2003-04	NR/2	H	L	54	73
2003-04	NR/1	A	L	55	81

2004-05	NR/6	A	L	54	62
2005-06	NR/1	H	L	77	87
2006-07	17/10	A	L	66	68
2006-07	NR/17	H	L	66	71
2007-08	23/5	A	L	80	93
2007-08	NR/7	N	W	78	74
2008-09	10/3	H	W	74	47
2009-10	18/7	A	L	53	74
2009-10	16/6	H	L	47	60
2010-11	NR/4	A	L	59	70
2011-12	NR/6	H	L	66	73
2012-13	NR/1	A	L	40	68
2013-14	NR/13	H	W	72	59
2013-14	NR/6	N	L	62	63
2014-15	NR/4	A	L	56	78
2015-16	NR/6	H	W	68	63
2016-17	NR/18	A	L	62	64
2017-18	11/12	H	L	57	66
2018-19	NR/1	A	L	68	87
2019-20	NR/3	H	W	79	72
2020-21		A	L	53	79
2021-22	NR/9	A	L	69	71
2021-22	NR/7	H	L	64	82
2022-23	NR/24	H	W	72	64
2023-24	NR/12	A	L	71	72

FLORIDA A&M (3-0)

at Clemson (3-0)
at Florida A&M (0-0)
at Neutral Site (0-0)

Year	Rank	Site	W/L	CU	Opp
1985-86		H	W	96	52
2012-13		H	W	80	57
2014-15		H	W	86	41

FLORIDA STATE (39-46)

at Clemson (25-13)
at Florida State (10-26)
at Neutral Site (4-7)

Year	Rank	Site	W/L	CU	Opp
1951-52		N	W	62	56
1955-56		N	W	94	76
1959-60		H	W	68	64
1960-61		A	L	57	74
1960-61		H	L	64	65
1961-62		A	W	^82	77
1961-62		H	W	75	69
1968-69		H	L	67	70
1969-70		A	L	80	122
1973-74		N	L	58	65
1976-77		H	W	108	92
1991-92	NR/23	A	L	90	102
1991-92	NR/16	H	W	68	67
1992-93	NR/22	H	L	71	89
1992-93	NR/9	A	L	92	102
1992-93	NR/10	N	W	87	75
1993-94		A	L	57	60
1993-94		H	L	71	79
1994-95		H	L	66	67
199					

2024-25 SERIES SCORES

1991-92	A	L	82	101					
1992-93	NR/22	A	W	83	80				
1992-93		H	L	59	66				
1992-93		N	L	61	69				
1993-94		H	W	88	69				
1993-94		A	L	79	90				
1994-95	NR/21	A	L	50	80				
1994-95		H	W	65	63				
1995-96	24/25	H	W	73	70				
1995-96	NR/18	A	L	74	87				
1996-97	7/NR	H	W	70	57				
1996-97	12/NR	A	W	55	53				
1997-98		A	L	52	70				
1997-98		H	W	76	62				
1998-99		A	L	62	66				
1998-99		H	W	92	64				
1999-00		H	W	70	58				
1999-00		A	L	69	85				
2000-01		H	L	108	111				
2000-01		A	L	64	85				
2001-02		A	W	83	76				
2001-02		H	L	50	74				
2002-03		H	W	69	67				
2002-03		A	L	56	66				
2003-04	NR/14	A	L	69	76				
2003-04	NR/18	H	L	60	79				
2004-05		H	L	62	70				
2004-05		A	L	56	64				
2005-06		A	W	73	63				
2005-06		H	W	95	82				
2006-07	18/NR	H	W	75	74				
2006-07		A	L	62	80				
2007-08		H	W	82	67				
2007-08		A	L	75	80				
2008-09	9/NR	H	W	73	59				
2008-09	13/NR	A	W	81	73				
2008-09	17/NR	N	L	81	86				
2009-10	16/18	A	L	64	66				
2009-10		H	W	91	80				
2010-11		H	W	87	62				
2010-11		A	W	65	56				
2011-12		H	W	64	62				
2011-12		A	W	56	37				
2012-13		H	W	63	60				
2012-13		A	W	56	53				
2013-14		H	W	45	41				
2013-14		A	W	63	55				
2013-14		N	W	^69	65				
2014-15		A	L	52	63				
2014-15		H	W	70	63				
2015-16		H	W	66	52				
2015-16		A	L	73	75				
2015-16		N	L	^85	88				
2016-17		A	L	63	75				
2016-17		H	W	74	62				
2017-18	18/NR	A	W	72	70				
2017-18	15/NR	H	W	75	67				
2018-19		H	W	72	60				
2018-19		A	W	65	42				
2019-20		A	L	59	68				
2019-20		H	L	62	65				
2020-21		A	L	65	83				
2020-21		H	W	74	72				
2021-22		A	L	64	69				
2021-22		H	W	68	65				
2022-23		A	W	79	66				
2022-23	24/NR	H	W	72	51				
2023-24		H	L	^90	93				
2023-24		A	W	81	57				

KENTUCKY (4-12)

at Clemson (1-4)
at Kentucky (2-6)
at Neutral Site (1-2)

Year	Rank	Site	W/L	CU	Opp
1921-22		A	L	14	38
1922-23		A	W	30	13
1923-24		A	L	13	39
1927-28		A	L	17	33
1929-30		A	L	15	31
1929-30		H	L	20	34
1930-31		A	L	21	31
1930-31		H	W	29	26
1931-32		A	L	25	43
1931-32		H	L	17	30
1932-33		A	L	18	67
1932-33		H	L	32	42
1939-40		N	L	30	55
1978-79		A	W	^68	67
1996-97	20/3	N	W	^79	71
1997-98	12/7	N	L	61	76

LOUISVILLE (6-9)

at Clemson (6-1)
at Louisville (0-8)
at Neutral Site (0-0)

Year	Rank	Site	W/L	CU	Opp
1973-74		H	L	70	74
1974-75		A	L	75	90
2005-06		A	L	68	74
2014-15	NR/5	A	L	52	58
2015-16	NR/16	H	W	66	62
2016-17	NR/11	A	L	60	92

2017-18	25/NR	H	W	^74	69
2018-19		A	L	55	56
2019-20	NR/6	A	L	62	80
2019-20	NR/5	H	W	77	62
2020-21		H	W	54	50
2021-22		A	L	61	70
2022-23		H	W	83	70
2022-23		A	L	73	83
2023-24		H	W	70	64

MEMPHIS (0-1)

at Clemson (0-0)
at Memphis (0-1)
at Neutral Site (0-0)

Year	Rank	Site	W/L	CU	Opp
2023-24	16/NR	A	L	77	79

MIAMI (FLA.) (18-17)

at Clemson (10-4)
at Miami (4-10)
at Neutral Site (4-2)

Year	Rank	Site	W/L	CU	Opp
1955-56		N	W	98	96
1958-59		N	W	66	61
1966-67		N	W	^73	64
1994-95		H	W	75	55
1995-96		A	W	^66	52
2001-02		N	L	65	67
2004-05		A	L	65	69
2004-05		H	L	77	83
2005-06		A	L	38	62
2005-06		N	L	63	66
2006-07		H	W	74	70
2007-08	25/NR	A	L	72	75
2007-08		H	W	79	69
2008-09	25/NR	A	W	91	72
2009-10		H	W	74	66
2010-11		H	W	79	72
2010-11		A	W	63	59
2011-12		A	L	73	76
2012-13	NR/3	H	L	43	45
2012-13	NR/6	A	L	49	62
2013-14		H	W	58	54
2014-15		A	L	45	56
2015-16	NR/8	H	W	76	65
2016-17		A	L	65	71
2017-18	19/NR	H	W	72	63
2018-19		A	L	64	65
2019-20		H	L	^68	73
2019-20		N	W	69	64
2020-21		A	W	66	65
2020-21		H	W	66	58
2020-21		N	L	64	67
2021-22		A	L	75	80
2022-23	20/23	H	L	74	78
2023-24	16/NR	A	L	82	95
2023-24		H	W	77	60

NORTH CAROLINA (24-136)

at Clemson (18-42)
at North Carolina (2-60)
at Neutral Site (4-34)

Year	Rank	Site	W/L	CU	Opp	
1925-26		A	L	24	48	
1933-34		A	L	26	38	
1935-36		A	L	23	24	
1935-36		H	L	^34	35	
1937-38		A	L	34	44	
1938-39		N	W	44	43	
1939-40		H	L	^31	39	
1939-40		A	L	30	47	
1939-40		N	L	41	50	
1940-41		A	L	53	76	
1941-42		H	L	34	54	
1942-43		A	L	32	52	
1951-52		A	L	59	65	
1951-52		H	W	77	69	
1952-53		A	L	56	82	
1952-53		H	L	80	91	
1953-54		A	L	48	85	
1953-54		H	L	56	72	
1954-55		A	L	66	99	
1954-55		H	L	87	95	
1955-56		A	L	58	73	
1955-56	NR/9	H	L	^99	103	
1956-57		N	L	75	94	
1956-57		NR/2	A	L	54	86
1956-57	NR/13	N	L	61	81	
1957-58		A	L	55	79	
1957-58	NR/6	H	L	81	90	
1957-58	NR/13	H	L	51	62	
1958-59		A	L	67	83	
1958-59	NR/2	N	L	46	60	
1958-59	NR/5	N	L	69	93	
1959-60	NR/11	H	L	54	73	
1959-60	NR/19	H	L	80	85	
1960-61	NR/5	A	L	46	77	
1960-61	NR/7	N	L	55	61	
1961-62		H	L	52	54	
1961-62		N	L	59	69	
1962-63		A	L	48	64	
1962-63		N	L	63	79	

1963-64		H	W	^66	64
1963-64		N	W	^97	90
1964-65		A	L	59	77
1964-65		N	L	84	86
1965-66		H	W	84	74
1965-66		N	L	66	70
1966-67		A	L	65	76
1966-67	NR/4	N	W	92	88
1967-68	NR/3	H	L	83	115
1967-68	NR/3	N	L	74	96
1968-69	NR/2	A	L	69	90
1968-69	NR/2	N	L	81	107
1968-69	NR/4	N	L	70	94
1969-70	NR/7	H	L	91	96
1969-70	NR/10	N	L	66	110
1970-71	NR/15	A	L	72	92
1970-71	NR/11	N	L	48	86
1970-71	NR/13	N	L	41	76
1971-72	NR/3	H	L	61	81
1971-72	NR/3	N	L	50	73
1972-73	NR/7	A	L	58	92
1972-73	NR/6	N	L	69	84
1973-74	NR/5	H	L	90	102
1973-74	NR/4	A	L	60	61
1974-75	NR/15	A	L	72	74
1974-75	NR/10	H	W	80	72
1974-75	14/12	N	L	^71	76
1975-76	NR/6	H	L	64	83
1975-76	NR/4	A	L	64	79
1975-76	NR/4	N	L	74	82
1976-77	16/6	N	L	63	91
1976-77	19/4	H	W	93	73
1977-78	NR/2	H	L	^77	79
1977-78	NR/3	A	L	64	98
1978-79	NR/3	N	L	68	90
1978-79	NR/2	H	W	66	61
1979-80	NR/6	H	W	93	76
1979-80	12/13	A	L	70	73
1980-81	NR/12	H	L	47	61
1980-81	NR/13	A	L	61	75
1981-82	NR/2	A	L	72	77

2024-25 SERIES SCORES

1978-79	NR/20	H	W	85	72
1978-79	A	L	L	58	83
1979-80	16/NR	A	L	67	80
1979-80	10/20	H	W	78	70
1980-81	H	W	W	76	68
1980-81	A	W	L	82	76
1981-82	A	L	L	59	75
1981-82	H	W	W	65	54
1982-83	H	L	L	70	76
1982-83	A	L	L	83	90
1983-84	NR/12	H	W	63	61
1983-84	A	L	L	59	69
1984-85	H	L	L	68	71
1984-85	NR/15	A	L	57	69
1984-85	N	L	L	63	70
1985-86	NR/19	A	L	57	60
1985-86	H	L	^69	73	
1986-87	20/18	H	W	73	69
1986-87	12/NR	A	W	78	75
1987-88	A	L	L	61	70
1987-88	H	L	L	63	88
1987-88	N	L	L	72	79
1988-89	NR/16	H	L	65	73
1988-89	NR/19	A	L	75	90
1989-90	NR/18	A	L	77	79
1989-90	H	W	W	89	81
1990-91	A	L	L	70	74
1990-91	H	L	L	62	72
1991-92	H	L	L	75	78
1991-92	A	L	L	61	63
1992-93	A	L	L	70	72
1992-93	H	W	W	92	82
1993-94	H	W	W	95	73
1993-94	A	W	L	82	63
1993-94	N	W	L	76	63
1994-95	A	W	L	60	55
1994-95	H	W	L	62	45
1995-96	18/NR	H	L	61	64
1995-96	A	W	L	80	76
1996-97	3/NR	H	W	51	42
1996-97	7/NR	A	L	54	58
1997-98	H	L	^80	82	
1997-98	A	W	L	77	72
1998-99	21/NR	H	W	80	72
1998-99	A	L	L	71	84
1999-00	NR/21	H	W	59	42
1999-00	A	W	L	66	63
2000-01	H	W	L	72	69
2000-01	A	L	L	51	85
2001-02	H	L	L	79	80
2001-02	NR/24	A	L	54	83
2002-03	A	L	L	56	78
2002-03	H	L	L	60	63
2003-04	A	L	L	69	86
2003-04	NR/13	H	W	60	55
2004-05	H	L	L	70	80
2005-06	NR/14	H	L	^85	94
2006-07	14/NR	A	W	87	76
2007-08	25/NR	H	W	70	54
2007-08	A	W	L	71	64
2008-09	11/NR	H	W	63	51
2009-10	19/NR	A	W	73	70
2009-10	N	L	L	57	59
2010-11	H	W	L	60	50
2010-11	A	L	L	61	69
2011-12	H	W	^72	69	
2012-13	NR/14	A	L	62	66
2012-13	H	L	L	57	58
2013-14	H	W	L	73	56
2014-15	A	W	L	68	57
2014-15	H	L	L	61	66
2015-16	A	L	L	74	77
2016-17	H	W	L	78	74
2016-17	N	W	L	75	61
2017-18	H	W	L	78	62
2017-18	19/NR	A	L	77	78
2018-19	A	L	L	67	69
2018-19	N	L	L	58	59
2019-20	H	W	L	81	70
2019-20	A	L	L	54	60
2020-21	H	W	^74	70	
2021-22	A	W	L	70	65
2021-22	N	W	L	70	64
2022-23	H	W	L	78	64
2022-23	A	W	L	96	71
2022-23	N	W	L	80	64
2023-24	H	L	L	77	78

NOTRE DAME (3-9)

at Clemson (2-4)
at Notre Dame (1-5)
at Neutral Site (0-0)

Year	Rank	Site	W/L	CU	Opp
2013-14	A	L	^64	68	
2014-15	NR/10	H	L	58	60
2014-15	NR/11	A	L	67	81
2015-16	H	L	L	83	89
2016-17	NR/21	A	L	70	75
2017-18	20/NR	H	W	67	58
2018-19	A	W	L	64	62
2019-20	H	L	L	57	61
2021-22	A	L	L	56	72
2021-22	H	L	L	61	76
2022-23	H	W	L	87	64

2023-24	A	L	L	62	69
---------	---	---	---	----	----

PITTSBURGH (12-3)

at Clemson (7-1)
at Pittsburgh (5-1)
at Neutral Site (0-1)

Year	Rank	Site	W/L	CU	Opp
1958-59	N	L	L	50	60
2013-14	NR/19	A	L	43	76
2013-14	H	L	^78	83	
2014-15	A	W	L	71	62
2015-16	NR/23	H	W	73	60
2016-17	A	W	L	67	60
2017-18	16/NR	H	W	72	48
2018-19	H	W	L	82	69
2018-19	A	W	L	62	48
2019-20	H	W	L	72	52
2020-21	H	W	L	77	62
2021-22	H	W	L	75	48
2022-23	A	W	L	75	74
2023-24	A	W	L	79	70
2023-24	H	W	L	69	62

RADFORD (5-0)

at Clemson (5-0)
at Radford (0-0)
at Neutral Site (0-0)

Year	Rank	Site	W/L	CU	Opp
1989-90	H	W	L	114	76
1998-99	24/NR	H	W	70	37
2003-04	H	W	L	74	58
2018-19	H	W	L	74	66
2023-24	H	W	L	93	58

SOUTH CAROLINA (81-92)

at Clemson (49-33)
at South Carolina (29-56)
at Neutral Site (3-3)

Year	Rank	Site	W/L	CU	Opp
1912-13	A	L	L	18	39
1913-14	A	L	L	16	29
1914-15	A	W	L	37	29
1915-16	A	L	L	20	41
1916-17	A	L	L	19	34
1916-17	H	W	L	59	23
1919-20	H	W	L	38	15
1920-21	H	W	L	44	16
1920-21	A	W	L	24	10
1922-23	H	W	L	27	19
1923-24	H	L	L	16	30
1924-25	A	L	L	18	35
1925-26	A	W	L	38	35
1925-26	H	L	L	20	36
1926-27	A	L	L	26	33
1926-27	A	L	L	11	37
1926-27	H	L	L	23	48
1927-28	H	W	L	38	33
1927-28	A	W	^48	46	
1928-29	A	L	^24	27	
1928-29	A	W	L	17	12
1929-30	H	W	L	47	24
1931-32	A	W	^24	22	
1931-32	A	L	L	23	31
1931-32	H	W	L	31	22
1931-32	H	L	L	22	24
1932-33	A	L	L	26	47
1932-33	H	L	L	20	28
1933-34	H	L	L	15	41
1933-34	A	L	L	17	42
1933-34	A	L	L	18	41
1934-35	A	L	L	30	38
1934-35	H	W	L	22	16
1935-36	H	W	L	31	30
1935-36	A	W	L	43	30
1936-37	A	L	^30	32	
1936-37	H	W	L	31	29
1937-38	A	W	L	54	38
1937-38	H	W	L	58	39
1938-39	A	W	L	38	16
1938-39	H	W	L	43	16
1939-40	A	W	L	37	32
1939-40	H	W	L	56	25
1940-41	A	L	L	31	50
1940-41	H	L	L	39	40
1941-42	A	L	L	35	62
1941-42	H	L	L	24	38
1942-43	A	L	L	30	48
1942-43	H	L	L	40	42
1943-44	H	L	L	37	66
1943-44	A	L	L	31	57
1944-45	H	L	L	34	58
1944-45	A	L	L	38	76
1944-45	N	L	L	24	55
1945-46	H	W	L	47	42
1945-46	A	L	L	41	51
1946-47	A	L	L	39	73
1946-47	H	L	L	55	73
1947-48	H	L	L	54	73
1947-48	A	L	L	57	59
1948-49	H	L	L	48	51
1948-49	A	L	L	49	82
1949-50	H	L	L	56	66
1949-50	A	L	L	40	43

1950-51	H	L	L	61	76
1950-51	A	W	L	78	72
1951-52	A	L	L	65	71
1951-52	H	W	L	78	64
1952-53	A	W	L	74	63
1952-53	H	L	L	67	71
1953-54	A	L	L	57	65
1953-54	H	L	L	61	64
1954-55	H	L	L	87	90
1954-55	A	L	L	68	85
1955-56	N	W	L	94	87
1955-56	A	L	L	79	94
1955-56	H	L	L	83	89
1956-57	H	W	L	79	71
1956-57	N	L	L	85	113
1957-58	N	W	L	85	65
1957-58	A	L	L	67	74
1957-58	H	L	L	60	61
1958-59	N	W	L	55	49
1958-59	H	L	L	69	83
1958-59	A	W	^58	56	
1959-60	H	W	L	74	69
1959-60	A	L	L	65	66
1960-61	A	W	L	71	63
1960-61	H	W	L	93	72
1961-62	A	L	L	74	86
1961-62	H	L	L	81	87
1962-63	H	W	L	80	61
1962-63	A	L	L	45	51
1963-64	A	L	L	56	67
1963-64	H	W	L	63	50
1964-65	H	W	L	94	87
1964-65	A	W	L	72	67
1965-66	A	L	L	48	57
1965-66	H	W	L	86	82
1965-66	N	L	L	52	60
1966-67	A	W	L	80	68
1966-67	H	W	L	73	57
1967-68	H	L	L	71	93
1967-68	A	L	L	74	89
1968-69	A	L	L	62	77
1968-69	H	L	L	79	106
1969-70	NR/3	H	L	76	97
1969-70	NR/2	A	L	52	99
1969-70	NR/3	N	L	33	34
1970-71	NR/2	A	L	53	81
1970-71	NR/7	H	L	44	47
1971-72	NR/8	H	L	58	62
1971-72	NR/8	A	L	64	77
1977-78	A	L	L	66	72
1977-78	H	W	L	79	58
1978-79	A	W	L	70	65
1978-79	H	W	L	74	64
1979-80	H	W	L	93	73
1979-80	16/NR	A	W	61	60
1980-81	A	W	L	82	69
1980-81	H	W	L	115	91
1981-82	H	W	L	67	65
1981-82	A	L	L	86	94
1982-83	A	L	L	77	94
1982-83	H	W	L	86	81
1983-84	H	W	L	72</	

2024-25 SERIES SCORES

1983-84	H	L	73	74	
1983-84	A	L	70	77	
1984-85	H	W	82	62	
1984-85	A	L	66	69	
1985-86	H	L	81	83	
1985-86	A	L	69	82	
1986-87	14/NR	H	W	89	83
1986-87	12/NR	A	W	^94	90
1987-88	A	L	75	77	
1987-88	H	W	65	62	
1988-89	H	W	88	70	
1988-89	A	L	93	85	
1988-89	N	L	73	90	
1989-90	A	W	76	70	
1989-90	H	W	74	63	
1989-90	17/NR	N	L	66	69
1990-91	NR/13	H	L	78	82
1990-91	A	L	47	57	
1991-92	H	W	51	48	
1991-92	A	L	49	69	
1992-93	NR/14	A	L	82	100
1992-93	NR/24	H	L	78	83
1993-94	H	L	57	64	
1993-94	A	L	44	52	
1994-95	18/NR	A	L	37	61
1994-95	NR/17	H	L	44	62
1995-96	16/NR	H	W	89	79
1995-96	A	L	51	62	
1996-97	12/25	A	W	62	52
1996-97	7/NR	H	W	71	65
1997-98	25/NR	H	W	69	52
1997-98	A	L	^74	78	
1998-99	25/NR	A	L	58	65
1998-99	H	W	88	65	
1999-00	H	L	91	98	
1999-00	A	L	62	76	
2000-01	NR/13	H	L	76	104
2000-01	NR/7	A	L	65	84
2001-02	NR/7	H	W	68	52
2001-02	NR/10	A	L	71	85
2002-03	H	W	78	77	
2002-03	A	W	73	64	
2003-04	A	L	50	61	
2003-04	H	L	55	58	
2003-04	N	L	^79	83	
2004-05	A	L	79	81	
2005-06	A	L	58	64	
2005-06	H	W	90	64	
2006-07	17/NR	H	L	63	64
2007-08	A	W	82	51	
2008-09	11/NR	A	L	^81	85
2008-09	18/NR	H	W	75	57
2009-10	H	W	72	49	
2010-11	A	L	47	49	
2011-12	NR/16	A	L	61	65
2011-12	NR/22	H	W	60	48
2012-13	H	W	59	44	
2012-13	A	L	41	78	
2013-14	NR/16	H	L	58	63
2014-15	NR/2	A	L	42	65
2015-16	NR/13	A	L	62	69
2015-16	NR/4	H	L	57	64
2016-17	NR/18	H	L	73	77
2017-18	18/2	A	L	36	61
2017-18	19/1	N	L	58	64
2018-19	NR/4	H	L	43	63
2019-20	A	L	44	51	
2020-21	H	L	50	85	
2021-22	A	W	67	50	
2021-22	H	L	65	75	
2022-23	NR/13	A	L	57	64
2022-23	NR/13	N	L	56	76
2023-24	H	L	65	66	

VIRGINIA TECH (19-24)

at Clemson (12-7)
at Virginia Tech (7-15)
at Neutral Site (0-2)

Year	Rank	Site	W/L	CU	Opp
1924-25		H	L	13	27
1935-36		A	W	46	32
1965-66		A	L	62	72
1965-66		H	L	87	90
1966-67		A	W	70	68
1967-68		H	L	78	101
1968-69		A	L	75	86
1969-70		H	W	87	79
1970-71		A	L	66	76
1970-71		H	W	56	53
1971-72		H	W	85	73
1971-72		A	L	44	48
1994-95		A	L	54	62
2004-05		A	L	57	59
2004-05		H	W	66	64
2005-06		H	L	^74	75
2005-06		A	W	86	81
2006-07	NR/21	A	W	75	74
2007-08		H	W	70	69
2008-09	11/NR	A	W	86	82
2008-09	12/NR	H	L	77	80
2009-10		A	L	59	70
2010-11		H	W	69	60
2011-12		A	L	65	67
2011-12		H	W	58	56

2011-12	N	L	63	68	
2012-13	H	W	77	70	
2012-13	A	L	61	69	
2013-14	A	W	56	49	
2014-15	H	W	75	54	
2015-16	A	L	57	60	
2016-17	H	L	81	82	
2016-17	A	L	70	71	
2017-18	15/NR	A	L	58	65
2018-19	NR/11	H	W	59	51
2019-20	H	L	60	67	
2019-20	A	L	58	70	
2020-21	A	L	60	66	
2021-22	H	W	63	59	
2021-22	N	L	^75	76	
2022-23	A	W	68	65	
2022-23	19/NR	H	W	51	50
2023-24	21/NR	A	L	72	87

WAKE FOREST (67-102)

at Clemson (45-36)
at Wake Forest (17-56)
at Neutral Site (5-10)

Year	Rank	Site	W/L	CU	Opp
1925-26		A	L	34	40
1936-37		H	L	36	53
1936-37		H	L	27	29
1937-38		A	W	42	33
1937-38		H	W	46	40
1938-39		H	L	38	39
1938-39		A	L	38	44
1938-39		N	W	30	28
1939-40		H	W	30	28
1939-40		A	L	39	53
1940-41		A	L	35	42
1940-41		H	W	54	53
1941-42		A	L	40	58
1941-42		H	L	37	52
1942-43		H	L	56	71
1946-47		H	L	43	58
1946-47		A	L	51	67
1947-48		A	L	48	68
1947-48		H	L	59	66
1948-49		A	L	50	58
1948-49		H	W	59	57
1949-50		H	L	58	66
1949-50		A	L	52	65
1950-51		A	L	^72	73
1950-51		H	W	57	47
1951-52		A	W	68	63
1951-52		H	W	^85	84
1952-53		H	L	66	93
1952-53		A	L	56	87
1953-54		H	L	69	101
1953-54		A	L	57	98
1954-55		A	L	65	120
1954-55		H	L	79	100
1955-56		N	L	79	98
1955-56		H	L	103	104
1955-56		A	L	87	108
1956-57	NR/13	A	L	70	81
1956-57	NR/10	H	L	72	93
1957-58		A	W	81	72
1957-58		H	W	86	76
1958-59		A	L	47	57
1958-59		H	W	58	51
1959-60	NR/12	A	L	62	77
1959-60		H	L	64	83
1959-60	NR/18	N	L	59	74
1959-60		A	L	59	81
1960-61		H	L	65	86
1960-61		A	L	54	81
1961-62		H	L	82	83
1961-62	NR/16	N	L	66	77
1962-63		A	L	62	80
1962-63		H	W	71	70
1963-64		A	W	87	61
1963-64		H	L	73	75
1963-64		N	L	64	86
1964-65		A	L	75	82
1964-65		H	W	84	65
1965-66		A	W	72	71
1965-66		H	W	104	89
1966-67		A	L	80	90
1966-67		N	L	70	68
1966-67		H	L	^61	63
1967-68		H	W	70	67
1967-68		A	W	78	66
1968-69		A	L	84	100
1968-69		H	L	^104	112
1969-70		A	L	71	97
1969-70		H	W	105	95
1970-71		A	L	57	74
1970-71		H	L	54	64
1971-72		A	L	51	59
1971-72		H	L	63	70
1972-73		H	W	86	61
1972-73		A	L	55	58
1973-74		H	L	65	74
1973-74		H	W	74	73
1974-75		H	W	80	77
1974-75	18/NR	A	W	71	54
1975-76	NR/5	A	W	86	81
1975-76		H	L	77	84




CLEMSON IS 7-5 ALL-TIME AGAINST SYRACUSE, INCLUDING A 74-70 THRILLER IN THE 2007 NIT.

1975-76		N	W	76	63
1976-77	17/7	H	L	82	84
1976-77	15/4	A	W	70	66
1977-78		N	L	^90	91
1977-78	NR/14	H	W	91	81
1978-79		H	W	^71	66
1978-79		N	W	85	74
1979-80	18/NR	A	L	83	86
1979-80	16/NR	H	W	86	69
1980-81	20/6	A	L	71	73
1980-81	NR/11	H	W	81	71
1980-81	NR/11	N	L	71	80
1981-82		H	L	54	68
1981-82	NR/16	A	L	76	94
1982-83		A	L	76	89
1982-83		H	L	82	86
1983-84	NR/15	H	L	^72	76
1983-84	NR/13	A	L	57	68
1984-85		A	L	61	83
1984-85		H	W	80	65
1985-86		H	W	91	64
1985-86		A	W	46	43
1986-87	20/NR	A	W	^91	88
1986-87	10/NR	H	W	87	71
1986-87	13/NR	N	L	62	69
1987-88		H	W	75	62
1987-88		A	L	73	79
1988-89		A	W	75	71
1988-89		H	W	94	83
1989-90		H	W	76	57
1989-90		A	W	89	75
1989-90	17/NR	N	W	79	70
1990-91		H	L	^88	93
1990-91		A	L	55	81
1991-92	NR/20	H	L	58	73
1991-92		A	L	48	60
1992-93		A	L	56	74
1992-93		H	W	76	74
1993-94		H	W	75	68
1993-94		A	L	69	80
1994-95	NR/16	A	L	60	69
1994-95	NR/12	H	L	52	64
1995-96	19/6	H	W	55	41
1995-96	NR/10	A	L	48	68
1995-96	NR/12	N	L	60	68
1996-97	2/4	H	L	62	65
1996-97	7/2	A	L	49	55
1997-98	24/NR	A	L	66	70

1997-98		H	W	71	46
1997-98		N	W	75	56
1998-99	21/NR	H	L	61	64
1998-99		A	L	69	79
1999-00		H	L	53	67
1999-00		A	L	63	79
2000-01	NR/10	A	L	63	71
2000-01	NR/24	H	L	60	92
2001-02	NR/19	A	L</		

2024-25 SERIES SCORES

BUTCH ZATEZALO'S 46 POINTS AGAINST WAKE FOREST IN 1969 TIED FOR THE THIRD-BEST SCORING EFFORT IN A GAME BY A CLEMSON PLAYER.



THE TIGERS WON FOUR STRAIGHT AT HOME OVER VIRGINIA TECH, STARTING IN 2011.



LAST TIME IT HAPPENED

BY A TEAM

THREE 20-POINT SCORERS, SAME GAME

By Clemson - Vernon Hamilton (24), Akin Akingbala (22) and Shawan Robinson (22) vs. Georgia Tech at Littlejohn Coliseum on March 4, 2006 (Clemson 95, Georgia Tech 82).

By Opponent - Michael Devoe (22), Jordan Usher (21) and Moses Wright (21) for Georgia Tech at McCamish Pavilion on Jan. 20, 2021 (Georgia Tech 83, Clemson 65)

SIX DOUBLE-FIGURE SCORERS, SAME GAME

By Clemson - Alex Hemenway (17), David Collins (14), Hunter Tyson (13), Al-Amir Dawes (13), PJ Hall (13) and Naz Bohannon (10) vs. Miami (Ohio) in Littlejohn Coliseum in Clemson, S.C. on Dec. 14, 2021 (Clemson 89, Miami (Ohio) 76).

By Opponent - Dohntay Jones (10), Mike Dunleavy (15), Carlos Boozer (23), Chris Duhon (13), Jason Williams (19) and Daniel Ewing (14) for Duke on Dec. 2, 2001 (Duke 96, Clemson 80).

SEVEN DOUBLE-FIGURE SCORERS, SAME GAME

By Clemson - Devin Gray (17), Steve Harris (15), Corey Wallace (15), David Young (15), Sharone Wright (14), Andre Bovain (12) and Chris Whitney (11) vs. Morehead State at Littlejohn Coliseum on Nov. 30, 1991 (Clemson 114, Morehead State 69).

By Opponent - Cornel Parker (20), Junior Burrough (15), Ted Jeffries (14), Corey Alexander (13), Jason Williford (12), Doug Smith (11) and Yuri Barnes (11) of Virginia at Charlottesville on Jan. 13, 1993 (Virginia 100, Clemson 82).

SCORED 100 POINTS

By Clemson - Scored 109 points vs. Queens on Dec. 22, 2023. The Tigers scored a program record 69 points in the first half. (Clemson 109, Queens 79).

By Opponent - 109 by Florida State on Feb. 5, 2017 (Florida State 109, Clemson 61).

SCORED 100 POINTS AWAY FROM HOME

By Clemson - Scored 100 points vs. The Citadel in season opener of 2018-19 season. The win was Head Coach Brad Brownell's 150th as coach at Clemson (Clemson 100, The Citadel 80).

By Opponent - 115 by Wake Forest at Clemson on Feb. 13, 2002 (Clemson 118, Wake Forest 115 2OT).

SCORED 100 POINTS, YET LOST GAME

By Clemson - Scored 108 points in 111-108 loss to Georgia Tech at Clemson on Jan. 24, 2001.

By Opponent - Wake Forest scored 115 in a 118-115 Clemson win at Clemson on Feb. 13, 2002 (2OT).

SCORED 110 POINTS

By Clemson - Scored 118 vs. Wake Forest at Littlejohn Coliseum on Feb. 13, 2002 (2OT).

By Opponent - 115 by Wake Forest at Clemson on Feb. 13, 2002 (Clemson 118, Wake Forest 115 2OT).

SCORED 120 POINTS

By Clemson - Scored 120 vs. Charleston Southern at North Charleston Coliseum on Dec. 1, 1993 (Clemson 120, Charleston Southern 103).

By Opponent - Scored 122 by Florida State at Tallahassee, Fla., on Jan. 22, 1970 (Florida State 122, Clemson 80).

50-POINT VICTORY

By Clemson - +53 in a 93-40 win over Wofford at Littlejohn Coliseum on Nov. 19, 2008.

By Opponent - +55 by Wake Forest in a 120-65 contest in Winston-Salem, N.C., on Feb. 10, 1955.

MADE 50 FIELD GOALS

By Clemson - 50 (79 attempts) vs. Bowling Green at Littlejohn Coliseum on Nov. 27, 1981 (Clemson 109, Bowling Green 91).

By Opponent - 50 (105 attempts) by Florida State at Tallahassee, Fla., on Jan. 22, 1970 (Florida State 122, Clemson 80).

SHOT 65 PERCENT FROM THE FIELD

By Clemson - Clemson made 68.9 percent of its field goal attempts (31-45) at Boston College on Feb. 22, 2020 at Conte Forum (Clemson 82, Boston College 64).

By Opponent - 66.1 percent (41-62) by Florida State on Feb. 5, 2017 at the Tucker Center in Tallahassee, Fla. (Florida State 109, Clemson 61).

SHOT 90 PERCENT FROM THE FOUL LINE

(Min. 15 Attempts)

By Clemson - 94.7 percent (18-19) against Miami (Fla.) at Greensboro Coliseum in Greensboro, N.C. on March 11, 2020 (Clemson 69, Miami (Fla.) 64)

By Opponent - 94.1 percent (14-17) by Virginia Tech at Littlejohn Coliseum in Clemson, S.C. on Jan. 22, 2017 (Virginia Tech 82, Clemson 81).

A +30 REBOUND MARGIN

By Clemson - +32 (45-13) vs. Radford at Littlejohn Coliseum on Dec. 29, 2023 (Clemson 93, Radford 58).

By Opponent - +34 (74-40) by Florida State in Tallahassee, Fla., on Jan. 22, 1970 (Florida State 122, Clemson 80).

A TEAM HANDED OUT 30 ASSISTS

By Clemson - 30 vs. Coppin State at Littlejohn Coliseum on Nov. 21, 2005 (Clemson 102, Coppin State 71).

By Opponent - 35 by Georgia Tech at Alexander Memorial Coliseum on Feb. 1, 1968 (Georgia Tech 99, Clemson 64).

TEAM ATTEMPTED 50 FREE THROWS

By Clemson - 52 (made 32) vs. Georgia State at Littlejohn Coliseum on Jan. 15, 1990 (Clemson 117, Georgia State 59).

By Opponent - 59 (made 41) by North Carolina vs. Clemson in Chapel Hill, N.C., on Jan. 28, 1998. FT attempt total was a record including two ACC teams. Clemson ended the game with four players on the court (North Carolina 88, Clemson 79).

TEAM MADE 35 FREE THROWS

By Clemson - 38 (attempted 45) vs. Mercer at Littlejohn Coliseum on Dec. 30, 1993 (Clemson 87, Mercer 69).

By Opponent - 38 (attempted 46) by Virginia Tech in Blacksburg, Va. on Feb. 6, 2010 (Virginia Tech 70, Clemson 59).

BY INDIVIDUAL PLAYERS

SCORED 30 POINTS

By Clemson - 31 by PJ Hall against Georgia Tech (11-23 field goals, 1-5 3pt FGs, 8-10 free throws) at Littlejohn Coliseum in Clemson, S.C., on Jan. 16, 2024 (Clemson 90, Georgia Tech 93 2OT).

By Opponents - 32 by Sean Pedulla of Virginia Tech on 9-16 field goals, 6-10 3pt FGs, and 8-8 free throws on Jan. 10, 2024 at Cassell Coliseum in Blacksburg, Va. (Clemson 72, Virginia Tech 87).

SCORED 35 POINTS

By Clemson - 36 by Edward Scott vs. Florida State at Clemson on Feb. 23, 2002. Scott made 12-24 FGs, 5-6 on 3pt FGs, and 7-8 free throws (Clemson 87, Florida State 78).

By Opponent - 36 by Ty-Shon Alexander of Creighton on 9-16 field goals, 7-12 3pt FGs, and 11-11 free throws on Nov. 21, 2018 at John Gray Gym in Grand Cayman, Cayman Islands (Creighton 87, Clemson 82)

SCORED 40 POINTS

By Clemson - 41 by Will Solomon vs. Georgia Tech at Clemson on Jan. 24, 2001. Solomon made 13-22 FGs, 7-12 on 3pt FGs and 8-9 free throws (Georgia Tech 111, Clemson 108).

By Opponent - 40 by Harrison Barnes of North Carolina on 12-17 field goals (6-8 on three-pointers, 10-11 on free throws) against Clemson in the semifinals of the ACC Tournament at Greensboro Coliseum on March 12, 2011 (North Carolina 92, Clemson 87 in OT).



VERNON HAMILTON AND AKIN AKINGBALA WERE TWO OF CLEMSON'S THREE 20-POINT SCORERS THE LAST TIME IT HAPPENED IN THE SAME GAME, VERSUS GEORGIA TECH IN 2006.



LAST TIME IT HAPPENED



PJ HALL POSTED 27 POINTS IN JUST 19 MINUTES AS A SENIOR AGAINST QUEENS IN 2023.

TWO PLAYERS, 30 POINTS

By Clemson - Tony Stockman and Edward Scott each scored 30 points versus Wake Forest at Littlejohn Coliseum on Feb. 13, 2002 (Clemson 118, Wake Forest 115 in 2 OT).

By Opponent - Gene Banks (31) and Mike Gminski (30) for Duke in Clemson's overtime win over the No. 1 Blue Devils at Littlejohn Coliseum on Jan. 9, 1980 (Clemson 87, Duke 82 OT).

MORE POINTS THAN MINUTES PLAYED

(Min. 15 Points Scored)

By Clemson - PJ Hall scored 27 points in 19 minutes versus Queens on Dec. 22, 2023 (Clemson 109, Queens 79).

By Opponent - Zion Williamson of Duke scored 25 points in 22 minutes at Cameron Indoor Stadium on Jan. 5, 2019 (Duke 87, Clemson 68).

SCORED 15 FIELD GOALS

By Clemson - 15 by Horace Grant vs. Furman at Littlejohn Coliseum on Jan. 14, 1987 (Clemson 94, Furman 77).

By Opponent - 16 by Vince Taylor of Duke at Cameron Indoor Stadium on Feb. 24, 1982 (Duke 73, Clemson 72 in 3 OT).

ATTEMPTED 25 FIELD GOALS

By Clemson - 29 by Edward Scott (made 10) vs. Wake Forest at Winston-Salem on March 1, 2003 (Wake Forest 80, Clemson 68).

By Opponent - 26 by Courtney Pigram (made 12) for East Tennessee State at Clemson on March 14, 2007 (Clemson 64, East Tennessee State, 57).

SCORED 15 FREE THROWS

By Clemson - 16 by Milton Jennings vs. Virginia Tech at Littlejohn Coliseum on Jan. 27, 2013 (Clemson 77, Virginia Tech 70).

By Opponent - 15 by Marcus Georges-Hunt of Georgia Tech in the ACC Tournament in Washington, D.C., on Mar. 9, 2016 (Georgia Tech 88, Clemson 85).

COLLECTED 20 REBOUNDS

By Clemson - 20 by Harold Jamison versus Florida State in the first round of the ACC Tournament in Charlotte, N.C., on March 4, 1999 (Florida State 87, Clemson 85 in OT).

By Opponent - 20 by John Mooney of Notre Dame at Purcell Pavilion on March 6, 2019 (Clemson 64, Notre Dame 62).

HANDED OUT 15 ASSISTS

By Clemson - 16 by Edward Scott vs. Wake Forest at Littlejohn Coliseum on Feb. 13, 2002 (Clemson 118, Wake Forest 115 2 OT).

By Opponent - 17 by Tyrone Bogues of Wake Forest at Greensboro Coliseum on Jan. 10, 1987 (Clemson 91, Wake Forest 88 OT).

COLLECTED 6 STEALS

By Clemson - 6 by Avry Holmes against Georgia Tech at Bon Secours Wellness Arena in Greenville, S.C., on Feb. 13, 2016 (Clemson 66, Georgia Tech 52).

By Opponent - 7 by Javaris Crittenton of Georgia Tech in Atlanta, Ga., on Feb. 3, 2007 (Georgia Tech 80, Clemson 62).

BLOCKED 8 SHOTS

By Clemson - 8 by Landry Nnoko against Virginia Tech at Cassell Coliseum on Feb. 6, 2016 (Virginia Tech 60, Clemson 57).

By Opponent - 10 by Cherokee Parks of Duke at Charlotte Coliseum in ACC Tournament on March 11, 1994 (Duke 77, Clemson 64).

20 POINTS, 20 REBOUNDS IN A GAME

By Clemson - 22 points and 21 rebounds by Dale Davis vs. South Carolina State at Littlejohn Coliseum on Dec. 17, 1990 (Clemson 103, South Carolina State 83).

By Opponent - 22 points and 20 rebounds by Eric Williams of Wake Forest at Littlejohn Coliseum on Jan. 11, 2006 (Clemson 74, Wake Forest 73 OT).

THREE DOUBLE-DOUBLES IN A GAME

By Clemson - K.J. McDaniels (24 points, 10 rebounds), Jaron Blossomgame (14 points, 14 rebounds) and Landry Nnoko (10 points, 13 rebounds) at Littlejohn Coliseum on Jan. 11, 2014 (Clemson 72, Duke 59).

By Opponent - Phil Henderson (22 points, 10 rebounds), Bobby Hurley (10 points, 10 assists) and Christian Laettner (25 points, 12 rebounds) of Duke at Littlejohn Coliseum on Feb. 28, 1990 (Clemson 97, Duke 93).

A TRIPLE-DOUBLE

By Clemson - Sharone Wright had 12 points, 14 rebounds, and 10 blocked shots vs. Maryland at Littlejohn Coliseum on Jan. 26, 1993 (Clemson 82, Maryland 72).

By Opponent - never accomplished.

A FOUR-POINT PLAY

By Clemson - Joseph Girard III at the 5:42 mark of the second half against Syracuse in Littlejohn Coliseum in Clemson, S.C., on March 5, 2024 (Clemson 90, Syracuse 75).

By Opponent - Chibuzo Agbo at the 8:32 mark of the first half in Littlejohn Coliseum on Nov. 19, 2023. (Clemson 85, Boise State 68).



ALL-TIME RESULTS

1911-12 (4-0 OVERALL)

F. 9	A	W	46-12	Furman
F. 9	N1	W	78-6	Butler Guards
F. 10	A	W	34-23	Wofford
M. 9	H	W	56-13	Wofford

N1 — Greenville, S.C.

1912-13 (9-5 OVERALL)

J. 18	H	W	69-19	Furman
J. 24	H	W	29-21	Newberry
J. 25	H	W	40-10	Wofford
J. 31	A	L	15-75	Georgia
F. 1	A	L	10-60	Atlanta Agriculture
F. 5	A	W	38-21	Charleston
F. 5	A	W	29-22	Charleston "Y"
F. 6	A	L	18-39	South Carolina
F. 7	A	W	26-22	Georgia Tech
F. 8	H	L	11-29	Georgia Tech
F. 14	H	W	72-23	Wofford
F. 20	A	W	33-11	Newberry
F. 21	A	L	21-22	Wofford
F. 22	A	W	38-26	Furman

1913-14 (1-3 OVERALL)

J. 10	H	W	27-10	Furman
J. 23	A	L	18-28	Savannah
J. 31	A	L	30-45	Atlanta Agriculture
F. 28	A	L	16-29	South Carolina

1914-15 (3-5 OVERALL)

F. 5	H	W	27-25	Furman
F. 12	H	L	17-19	Wofford
F. 18	A	L	20-34	Spartanburg "Y"
F. 19	A	L	23-25	Wofford
F. 20	A	W	27-26	Furman
M. 4	A	L	20-27	Columbia "Y"
M. 5	A	W	37-29	South Carolina
M. 6	A	L	20-28	The Citadel

1915-16 (2-6-1 OVERALL)

J. 20	A	L	32-58	Newberry
J. 21	A	L	20-41	South Carolina
J. 22	A	W	22-20	Erskine
F. 1	H	T	39-39	Presbyterian
F. 4	A	L	28-34	Presbyterian
F. 5	A	L	28-37	Wofford
F. 17	H	W	72-13	Erskine
F. 21	H	L	23-46	Wofford
F. 26	H	L	24-34	Newberry

1916-17 (8-2 OVERALL)

J. 18	H	W	65-16	Coll. of Charleston
J. 23	A	W	32-22	Presbyterian
J. 24	A	L	19-34	South Carolina
F. 2	A	W	36-30	Greenville "Y"
F. 9	A	W	36-31	Wofford
F. 10	A	L	26-30	Newberry
F. 17	H	W	37-29	Newberry
F. 22	H	W	51-27	South Carolina
F. 23	H	W	59-23	Presbyterian
F. 26	H	W	37-24	Wofford

1917-18 (3-2 OVERALL)

F. 1	H	W	63-22	Presbyterian
F. 15	H	W	50-22	Wofford
F. 22	H	W	64-23	Newberry
M. 1	A	L	32-34	Presbyterian
M. 2	A	L	24-36	Davidson

1918-19 (3-1 OVERALL)

J. 22	H	W	34-31	Wofford
J. 31	A	L	12-31	Georgia
F. 1	A	W	60-11	Atlanta Ath. Club
F. 15	H	W	73-34	Piedmont

Note: Quarantine ended season early.

1919-20 (8-6 OVERALL)

J. 15	H	L	39-40	Wofford
J. 17	A	W	38-23	Furman
J. 19	A	L	15-22	South Carolina
J. 23	A	L	17-32	Georgia
J. 24	A	L	22-36	Georgia Tech
J. 26	H	L	12-60	Auburn
J. 30	H	L	24-34	Georgia
NA	H	W	36-18	Furman
F. 7	A	W	28-25	Davidson
F. 14	A	W	32-23	Presbyterian
F. 19	H	W	53-15	Newberry
F. 21	H	W	41-17	Georgia Tech
F. 23	H	W	38-15	South Carolina
M. 2	H	W	51-37	Presbyterian

1920-21 (10-5 OVERALL)

J. 12	H	W	37-29	Wofford
J. 14	H	W	50-15	Furman
J. 26	H	W	51-32	Greenville "Y"
J. 29	A	L	22-45	Georgia
F. 3	H	W	65-24	Coll. of Charleston
F. 5	A	L	22-28	Georgia Tech
F. 8	H	W	35-21	Presbyterian
F. 11	A	W	21-8	Presbyterian

F. 12	A	L	14-15	Newberry
F. 14	H	W	44-16	South Carolina
F. 17	A	W	24-10	South Carolina
F. 18	A	W	49-12	Col. of Charleston
F. 19	A	L	26-28	The Citadel
F. 25	N1	L	25-45	Auburn
M. 5	A	W	25-15	Wofford

N1 — Southern Conference Tournament, Atlanta, Ga.

1921-22 (8-13 OVERALL, 0-3 SOCON, 12TH)

J. 7	H	L	31-35	Greenville "Y"
J. 11	A	L	11-34	Spartanburg "Y"
J. 13	H	L	16-24	Georgia
J. 16	A	W	24-18	Greenville "Y"
J. 19	A	L	9-32	Mercer
J. 20	A	L	24-38	Camp Benning
J. 21	A	L	19-32	Auburn
J. 24	H	L	17-27	Furman
J. 26	A	W	29-17	Presbyterian
J. 28	A	W	30-16	Coll. of Charleston
J. 28	A	L	8-29	The Citadel
J. 30	A	L	26-45	Furman
F. 4	H	W	21-12	Piedmont College
F. 13	H	W	35-8	Col. of Charleston
F. 14	H	W	20-19	The Citadel
F. 16	A	L	14-38	Kentucky
F. 17	A	W	34-28	Georgetown (Ky.)
F. 18	A	L	24-44	Centre
F. 21	H	L	16-32	Davidson
F. 24	N1	L	20-31	Tulane
M. 4	H	W	25-15	Presbyterian

N1 — Southern Conference Tournament, Atlanta, Ga.

1922-23 (11-6 OVERALL, 3-3 SOCON, T-8TH)

J. 11	H	L	23-29	Georgia
J. 13	H	L	17-26	Georgia Tech
J. 20	H	W	27-19	South Carolina
J. 22	H	L	12-17	Mercer
J. 27	A	L	22-35	Georgia Tech
J. 29	H	W	24-19	Auburn
J. 30	H	W	23-14	Furman
F. 2	H	W	39-7	Georgetown (Ky.)
F. 5	A	W	25-18	Furman
F. 12	H	W	28-7	Coll. of Charleston
F. 15	A	W	30-13	Kentucky
F. 16	A	W	19-12	Georgetown (Ky.)
F. 17	A	L	24-26	Centre
F. 21	H	W	25-18	Davidson
F. 22	H	W	32-5	Presbyterian
F. 27	N1	L	23-27	Centre
M. 5	H	W	35-13	Presbyterian

N1 — Southern Conference Tournament in Atlanta, Ga.

1923-24 (2-14 OVERALL, 0-6 SOCON, T-19TH)

J. 5	H	L	13-48	Georgia Tech
J. 11	H	L	6-24	Georgia
J. 12	A	L	9-23	Spartanburg "Y"
J. 16	A	L	13-38	Georgia
J. 17	H	L	16-30	South Carolina
J. 22	H	L	11-19	Furman
J. 31	H	L	15-22	NC State
F. 1	A	L	11-34	Newberry
F. 2	A	L	22-39	Presbyterian
F. 8	A	L	22-39	Georgia Tech
F. 9	H	L	17-20	Presbyterian
F. 13	A	L	13-39	Kentucky
F. 14	A	L	13-33	Georgetown (Ky.)
F. 15	A	L	9-13	Maryville
F. 16	A	L	12-18	Tennessee
F. 20	A	L	13-24	Furman
F. 23	H	W	29-7	Coll. of Charleston
F. 28	N1	W	17-15	Florida
F. 29	N1	L	13-42	Vanderbilt

N1 — Southern Conference Tournament, Atlanta, Ga.

1924-25 (4-14 OVERALL, 3-2 SOCON, T-8TH)

J. 1	A	L	29-42	Monaghan "Y"
J. 2	A	L	26-28	New Holland
J. 3	A	L	35-39	22nd Infantry
J. 10	A	W	20-18	Georgia Tech
J. 15	H	W	19-17	Georgia
J. 23	H	L	20-21	Newberry
J. 26	H	L	22-24	Presbyterian
J. 28	A	L	24-35	Newberry
J. 29	A	L	18-35	South Carolina
J. 30	A	L	10-30	Coll. of Charleston
J. 31	A	L	18-34	The Citadel
F. 6	H	L	23-35	Camp Benning
F. 7	H	W	32-13	Rollins
F. 13	H	L	21-25	The Citadel
F. 14	H	W	32-30	Georgia Tech
F. 19	H	L	18-34	Furman
F. 21	A	L	11-41	Furman
F. 26	H	L	13-27	Virginia Tech

^ — denotes overtime

1925-26 (4-17 OVERALL, 1-7 SOCON, T-19TH)

J. 6	A	L	15-32	Saint Stanislaus
J. 7	A	L	23-24	New Orleans "Y"
J. 8	A	L	22-40	Tulane
J. 9	A	L	15-36	Tulane
J. 13	A	L	34-40	Wake Forest
J. 14	A	L	12-46	Duke
J. 15	A	L	24-48	North Carolina
J. 16	A	L	23-41	NC State
J. 21	H	L	16-32	NC State
J. 23	H	W	34-29	Presbyterian
J. 30	H	W	31-28	Newberry
F. 3	H	L	20-36	Furman
F. 6	H	L	21-25	Wofford
F. 8	H	L	18-21	Presbyterian
F. 9	A	W	38-35	South Carolina
F. 10	A	L	22-26	Newberry
F. 12	H	L	23-26	The Citadel
F. 15	A	W	32-30	Davidson
F. 17	A	L	28-44	Georgia
F. 20	H	L	20-36	South Carolina
F. 22	A	L	31-37	Furman

^ — denotes overtime

1926-27 (2-13 OVERALL, 1-7 SOCON, 19TH)

J. 7	A	L	26-33	South Carolina
J. 8	A	L	11-37	South Carolina
J. 12	H	L	17-37	Wofford
J. 13	H	L	4-17	Tennessee
J. 21	H	L	23-48	South Carolina
J. 29	H	L	23-24	Newberry
F. 2	A	L	26-42	Auburn
F. 3	A	L	23-45	Auburn
F. 9	H	L	16-24	Presbyterian
F. 11	A	W	20-18	Newberry
F. 12	A	L	38-39	Presbyterian
F. 14	A	L	23-34	Georgia
F. 16	H	W	33-16	Florida
F. 18	H	L	22-41	Furman
F. 21	A	L	28-50	Furman

1927-28 (9-14 OVERALL, 5-7 SOCON, 11TH)

D. 15	A	L	23-27	Kent. Wesleyan
D. 16	A	L	17-33	Kentucky
D. 17	A	L	16-42	Cincinnati
D. 19	A	L	16-33	Georgetown (Ky.)
J. 7	A	L	26-33	Furman
J. 11	H	W	44-21	Wofford
J. 16	A	L	31-37	Mercer
J. 17	A	L	24-42	Georgia Tech
J. 18	A	L	26-56	Auburn
J. 19	A	L	23-30	Auburn
J. 20	A	L	23-30	Tulane
J. 21	A	W	34-15	Tulane
J. 28	H	W	16-15	Newberry
J. 31	H	L	32-36	Georgia
F. 3	H	L	18-35	Furman
F. 6	A	L	25-38	Georgia
F. 8	H	W	32-29	Florida
F. 9	H	W	26-25	Florida
F. 10	H	W	38-33	South Carolina
F. 15	H	W	35-24	Davidson
F. 21	A	W	38-37	Newberry
F. 22	A	W	48-46	South Carolina
F. 24	N1	L	26-27	Auburn

N1 — Southern Conference Tournament, Atlanta, Ga.; ^ — denotes overtime

1928-29 (15-12 OVERALL, 6-4 SOCON, 9TH)

D. 18	A	L	37-41	Erskine
J. 2	A	L	30-56	Atlanta Ath. Club
J. 3	A	L	21-36	Tennessee
J. 4	A	L	25-31	Chattanooga
J. 5	A	L	23-29	Georgia Tech
J. 10	A	L	24-40	Mercer
J. 11	A	W	36-23	Florida
J. 12	A	W	31-21	Florida
J. 14	A	L	37-40	The Citadel
J. 15	A	L	24-27	South Carolina
J. 18	H	W	24-17	Newberry
J. 19	H	W	50-14	Wofford
J. 29	A	W	32-26	Presbyterian
J. 30	A	W	25-22	Newberry
F. 1	H	W	46-20	Auburn
F. 2	A	L	33-42	Furman
F. 7	H	W	30-16	Erskine
F. 8	H	W	49-14	Sewanee
F. 9	H	L	28-29	Furman
F. 12	A	W	34-17	Wofford
F. 14	H	W	30-23	Georgia
F. 15	A	W	17-12	South Carolina
F. 16	H	W	35-33	The Citadel

ALL-TIME RESULTS

J. 5	A	L	27-36	NC State
J. 9	A	L	27-30	Tennessee
J. 10	A	L	25-27	Vanderbilt
J. 11	A	W	31-20	Tennessee Tech
J. 16	H	L	25-34	Wofford
J. 19	H	L	15-41	South Carolina
J. 30	H	W	28-23	Furman
J. 31	H	W	43-21	Presbyterian
F. 2	A	W	32-29	Wofford
F. 6	A	L	23-29	Georgia
F. 7	A	L	25-31	Georgia Tech
F. 9	H	L	31-36	Florida
F. 10	H	W	31-26	Florida
F. 13	A	W	29-15	Furman
F. 16	A	L	17-42	South Carolina
F. 17	A	L	18-41	South Carolina
F. 20	H	W	29-23	Georgia

1934-35 (15-3 OVERALL 3-1 SOCON, 2ND)

J. 3	A	W	32-22	Vanderbilt
J. 4	A	W	28-19	Tennessee Tech
J. 5	A	W	40-16	Sewanee
J. 7	A	W	40-33	Tennessee
J. 12	H	W	43-29	Georgia Tech
J. 15	A	W	51-40	Wofford
J. 18	H	W	44-21	NC State
J. 26	A	W	31-20	Georgia
F. 2	H	W	20-17	Furman
F. 5	A	L	30-38	South Carolina
F. 7	A	W	43-26	Furman
F. 9	H	L	^43-44	Georgia
F. 12	H	W	32-18	Wofford
F. 14	H	W	22-16	South Carolina
F. 16	H	W	50-20	Mercer
F. 20	H	W	39-23	Presbyterian
F. 22	H	W	48-33	Washington & Lee
F. 28	N1	L	25-29	Washington & Lee

N1 — Southern Conference Tournament, Raleigh, N.C.; ^ denotes overtime

1935-36 (15-7 OVERALL, 5-5 SOCON, 5TH)

D. 19	A	W	33-23	Auburn
D. 20	A	W	31-18	Auburn
J. 3	A	L	23-24	North Carolina
J. 4	A	W	45-34	Virginia
J. 6	A	L	33-47	NC State
J. 11	A	W	35-32	Georgia Tech
J. 14	H	W	37-13	Wofford
J. 17	H	W	31-30	South Carolina
J. 18	H	W	46-27	Presbyterian
J. 25	H	W	39-31	Georgia Tech
F. 1	A	W	41-33	Furman
F. 5	A	W	46-32	Virginia Tech
F. 6	A	L	26-34	Washington & Lee
F. 7	A	W	43-36	Virginia Military
F. 12	A	L	13-33	Georgia
F. 14	H	W	50-23	Furman
F. 15	A	W	43-30	South Carolina
F. 18	H	L	21-27	NC State
F. 20	H	W	27-24	Georgia
F. 24	H	L	^34-35	North Carolina
F. 26	A	W	20-19	Wofford
M. 5	A1	L	^31-32	NC State

A1 — Southern Conference Tournament, Raleigh, N.C.; ^ denotes overtime

1936-37 (6-15 OVERALL, 2-7 SOCON, 14TH)

D. 16	H	L	25-33	Duke
D. 17	A	L	22-33	Tennessee
J. 4	A	L	36-52	Florida
J. 5	A	W	^31-30	Florida
J. 11	A	L	29-54	NC State
J. 12	H	L	36-53	Wake Forest
J. 14	A	W	38-31	Wofford
J. 20	A	L	13-51	Georgia Tech
J. 23	H	L	^35-36	Georgia
J. 30	A	L	27-30	Presbyterian
F. 3	A	W	^40-34	Furman
F. 5	A	L	^30-32	South Carolina
F. 9	H	L	^40-41	NC State
F. 12	H	W	44-38	The Citadel
F. 13	A	L	20-29	Georgia
F. 15	H	L	33-41	Auburn
F. 16	H	L	26-33	Auburn
F. 18	H	L	27-29	Wake Forest
F. 20	H	L	25-29	Furman
F. 23	H	W	31-29	South Carolina
F. 25	A	W	33-32	Wofford

^ denotes overtime

1937-38 (16-7 OVERALL, 9-4 SOCON, 4TH)

D. 17	H	W	28-15	Tennessee
J. 8	A	W	41-26	Davidson
J. 11	A	L	22-26	Georgia
J. 13	H	W	39-29	Presbyterian
J. 15	H	L	^31-33	NC State
J. 18	H	W	60-36	Wofford
J. 22	H	W	46-15	Furman
F. 1	A	L	34-44	North Carolina
F. 2	A	W	42-33	Wake Forest

F. 3	A	L	35-55	NC State
F. 8	H	W	40-28	Georgia
F. 11	A	W	54-38	South Carolina
F. 12	A	L	26-28	The Citadel
F. 15	A	W	43-35	Furman
F. 16	H	W	46-40	Wake Forest
F. 19	H	W	58-39	South Carolina
F. 21	A	W	35-34	Davidson
F. 23	A	L	33-53	Georgia Tech
F. 25	H	W	47-35	The Citadel
F. 28	A	W	52-24	Wofford
M. 3	N1	W	35-32	Richmond
M. 4	N1	W	38-33	Washington & Lee
M. 5	N1	L	30-40	Duke

N1 — Southern Conference Tournament, Raleigh, N.C.; ^ — denotes overtime

1938-39 (16-8 OVERALL, 6-6 SOCON, T-9TH)

D. 10	A	L	24-29	Tennessee
D. 15	A	L	35-45	Maryland
D. 16	A	L	44-47	George Washington
D. 17	A	W	33-30	Catholic
J. 4	H	L	38-39	Wake Forest
J. 7	A	W	37-30	Georgia
J. 10	A	L	33-39	Duke
J. 11	A	L	37-54	NC State
J. 12	A	L	38-44	Wake Forest
J. 18	A	W	51-43	Presbyterian
J. 21	H	W	43-31	Furman
J. 28	H	W	62-37	Wofford
F. 6	H	W	38-29	Georgia
F. 10	A	W	38-16	South Carolina
F. 11	A	L	38-42	The Citadel
F. 13	H	W	38-36	Duke
F. 18	H	W	43-16	South Carolina
F. 20	H	W	51-36	The Citadel
F. 22	A	W	41-28	Furman
F. 23	A	W	29-22	Wofford
M. 1	N1	W	44-43	North Carolina
M. 2	N1	W	30-28	Wake Forest
M. 3	N1	W	49-33	Davidson
M. 4	N1	W	39-27	Maryland

N1 — Southern Conference Tournament, Raleigh, N.C.

1939-40 (9-12 OVERALL 9-7 SOCON, 6TH)

D. 21	N1	L	30-55	Kentucky
D. 30	A	L	41-54	Baltimore
J. 1	A	L	26-53	Maryland
J. 2	A	L	32-49	George Washington
J. 6	H	L	29-32	Georgia
J. 10	H	W	30-28	Wake Forest
J. 12	H	W	68-36	Furman
J. 13	H	W	66-31	NC State
J. 18	A	W	48-38	NC State
J. 19	A	L	49-54	Duke
J. 27	H	W	48-30	Maryland
F. 3	H	L	^31-39	North Carolina
F. 9	A	W	37-32	South Carolina
F. 10	A	W	38-27	The Citadel
F. 12	H	L	^37-39	Duke
F. 14	A	L	37-38	Furman
F. 17	H	W	56-25	South Carolina
F. 19	A	L	30-47	North Carolina
F. 20	A	L	39-53	Wake Forest
F. 23	H	W	46-30	The Citadel
F. 29	N2	L	41-50	North Carolina

N1 — Asheville, N.C.; N2 — Southern Conference Tournament, Raleigh, N.C.; ^ denotes overtime

1940-41 (8-14 OVERALL, 7-8 SOCON, 7TH)



BANKS MCFADDEN WAS AN ALL-AMERICAN IN FOOTBALL AND BASKETBALL.

D. 13	H	L	51-65	Georgia
D. 17	A	L	40-60	William & Mary
D. 18	A	L	45-52	Richmond
D. 19	N1	W	48-34	Maryland
D. 20	A	L	40-64	George Washington
J. 2	A	L	43-58	Georgia
J. 6	H	W	43-32	Furman
J. 8	A	L	51-63	Georgia Tech
J. 10	H	W	48-39	NC State
J. 14	H	L	49-69	George Washington
J. 16	A	L	43-44	NC State
J. 17	A	L	35-42	Wake Forest
J. 18	A	L	42-45	Duke
J. 22	H	W	^52-49	Georgia Tech
F. 7	A	L	31-50	South Carolina
F. 8	A	W	62-48	The Citadel
F. 10	A	L	53-76	North Carolina
F. 13	A	W	56-36	Furman
F. 15	H	L	39-40	South Carolina
F. 18	H	W	54-53	Wake Forest
F. 21	H	W	62-43	The Citadel
F. 24	H	L	48-59	Presbyterian

N1 — Baltimore, Md.; ^ — denotes overtime

1941-42 (3-14 OVERALL, 2-10 SOCON, 15TH)

J. 6	N1	L	31-38	Georgia
J. 7	H	L	34-67	George Washington
J. 10	H	L	39-40	Furman
J. 13	A	L	36-52	NC State
J. 14	A	L	40-58	Wake Forest
J. 16	H	L	34-54	North Carolina
J. 24	H	L	52-63	Georgia
J. 31	A	L	27-57	Wofford
F. 5	H	L	28-54	William & Mary
F. 6	A	L	35-62	South Carolina
F. 7	A	W	39-38	The Citadel
F. 10	A	L	42-56	Furman
F. 14	H	L	24-38	South Carolina
F. 20	A	L	29-53	Presbyterian
F. 23	H	L	37-52	Wake Forest
F. 24	H	W	37-25	The Citadel
F. 27	H	W	31-22	Wofford

N1 — Augusta, Ga.

1942-43 (3-13 OVERALL, 0-10 SOCON, 15TH)

D. 16	H	W	42-22	Erskine
J. 8	H	L	40-48	NC State
J. 12	H	L	56-71	Wake Forest
J. 14	A	W	48-44	Presbyterian
J. 20	H	W	54-45	Wofford
J. 23	H	L	44-49	Presbyterian
F. 1	A	L	34-69	NC State
F. 2	A	L	32-52	North Carolina
F. 5	A	L	30-48	South Carolina
F. 6	A	L	35-49	The Citadel
F. 10	A	L	32-43	Georgia Tech
F. 13	H	L	40-42	South Carolina
F. 16	A	L	31-53	Davidson
F. 20	A	L	36-46	Wofford
F. 24	H	L	38-63	The Citadel
F. 27	H	L	32-49	Davidson

1943-44 (1-10 OVERALL, 1-2 SOCON, T-7TH)

J. 10	H	L	40-44	Georgia
J. 12	A	L	33-55	Presbyterian
J. 19	A	L	31-54	Georgia
J. 22	H	L	34-50	Georgia Tech

J. 29	A	L	24-58	Georgia Tech
F. 1	H	W	43-41	Presbyterian
F. 2	H	L	29-38	Catawba
F. 12	H	L	37-66	South Carolina
F. 15	A	L	33-42	Catawba
F. 16	A	L	40-42	Davidson
F. 19	A	L	31-57	South Carolina

1944-45 (8-8 OVERALL, 3-5 SOCON, 8TH)

J. 8	A	L	30-37	Georgia
J. 13	A	W	32-21	Wofford
J. 17	A	W	44-36	Presbyterian
J. 19	H	L	34-58	South Carolina
J. 23	H	L	40-51	Georgia
J. 27	H	W	29-22	Furman
F. 2	H	W	58-34	Presbyterian
F. 6	H	W	68-36	Wofford
F. 8	A	L	38-76	South Carolina
F. 9	A	W	52-43	The Citadel
F. 10	A	L	29-52	The Citadel
F. 15	H	L	^39-41	The Citadel
F. 16	H	W	43-38	The Citadel
F. 17	H	L	31-34	Davidson
F. 20	A	W	34-31	Furman
F. 23	N1	L	24-55	South Carolina

N1 — Southern Conference Tournament, Raleigh, N.C.; ^ denotes overtime

1945-46 (9-11 OVERALL, 5-7 SOCON, T-9TH)

D. 12	H	L	34-41	Georgia
D. 20	A	L	38-52	Georgia Tech
J. 5	H	L	46-61	Georgia Tech
J. 7	H	L	43-48	NC State
J. 8	A	W	34-21	Wofford
J. 15	H	W	44-36	Furman
J. 17	H	W	60-25	Wofford
J. 19	H	L	29-42	Duke
J. 23	A	W	56-18	Presbyterian
J. 26	H	W	47-42	South Carolina
F. 2	H	W	56-46	Presbyterian
F. 6	H	L	33-44	Davidson
F. 8	A	L	41-51	South Carolina
F. 9	A	W	63-46	The Citadel
F. 13	A	L	^46-51	NC State
F. 14	A	L	33-61	Duke
F. 15	A	W	53-49	Davidson
F. 19	A	L	39-49	Furman
F. 21	A	L	51-72	Georgia
F. 23	H	W	76-24	The Citadel

^ denotes overtime

1946-47 (7-13 OVERALL, 2-12 SOCON, 14TH)

ALL-TIME RESULTS

1948-49 (10-11 OVERALL, 6-9 SOCON, 11TH)

D. 3	A	L	48-70	Georgia
D. 8	H	L	58-60	Georgia
D. 11	A	L	50-58	Wake Forest
D. 14	H	W	49-44	Wofford
D. 17	A	L	45-47	Richmond
D. 18	A	L	50-74	Maryland
J. 8	H	W	65-39	The Citadel
J. 11	A	W	61-59	Wofford
J. 13	A	L	45-48	Furman
J. 15	H	W	59-57	Wake Forest
J. 21	H	L	48-51	South Carolina
F. 1	A	L	55-65	Davidson
F. 4	A	L	49-82	South Carolina
F. 5	A	W	63-44	The Citadel
F. 9	H	W	79-29	Presbyterian
F. 11	A	L	70-73	Washington & Lee
F. 12	A	W	64-43	Virginia Military
F. 15	A	W	65-41	Presbyterian
F. 19	H	L	52-54	Davidson
F. 21	H	W	68-49	Maryland
F. 26	H	W	70-53	Furman

1949-50 (10-10 OVERALL, 8-8 SOCON, 9TH)

D. 3	A	L	40-59	Georgia
D. 6	H	L	57-65	Georgia
D. 10	H	W	55-53	Presbyterian
D. 16	A	W	60-55	Maryland
D. 17	A	W	75-53	Richmond
J. 7	A	L	^55-56	Furman
J. 10	H	L	58-66	Wake Forest
J. 14	H	W	^88-82	Davidson
J. 18	H	W	63-38	The Citadel
J. 21	H	L	56-66	South Carolina
F. 3	A	L	40-43	South Carolina
F. 4	A	W	59-34	The Citadel
F. 7	H	L	61-66	George Washington
F. 10	A	W	74-51	Presbyterian
F. 14	A	L	65-77	Davidson
F. 15	A	L	52-65	Wake Forest
F. 18	H	L	52-56	Furman
F. 20	A	W	78-63	Washington & Lee
F. 21	A	W	83-73	Virginia Military
F. 25	H	W	70-68	Maryland

^ denotes overtime

1950-51 (11-7 OVERALL, 9-4 SOCON, 3RD)

D. 9	A	L	76-78	Presbyterian
D. 14	A	L	45-58	Georgia
D. 18	H	W	70-69	Georgia
J. 6	H	W	87-78	Presbyterian
J. 9	H	L	61-76	South Carolina
J. 16	H	W	85-59	Furman
J. 20	H	W	69-43	The Citadel
J. 27	H	W	74-62	Davidson
F. 1	A	W	89-72	Furman
F. 3	H	W	50-44	Maryland
F. 9	A	L	55-56	Davidson
F. 10	A	L	^72-73	Wake Forest
F. 15	H	W	57-47	Wake Forest
F. 20	A	L	^50-54	Maryland
F. 21	A	W	82-76	George Washington
F. 23	A	W	78-72	South Carolina
F. 24	A	W	73-57	The Citadel
M. 6	N1	L	48-50	Maryland

N1 — Southern Conference Tournament, Raleigh, N.C.; ^ denotes overtime

1951-52 (17-7 OVERALL, 11-4 SOCON, 4TH)

D. 1	H	W	57-47	Georgia
D. 5	A	W	77-54	Georgia
D. 11	H	W	85-72	Presbyterian
D. 14	A	W	^78-76	Presbyterian
D. 17	A	L	52-61	Tennessee
D. 27	A1	L	62-73	Florida
D. 28	N1	W	62-56	Florida State
D. 29	N1	W	85-60	Georgia
J. 5	A	L	59-65	North Carolina
J. 8	H	W	70-65	Furman
J. 12	H	W	89-59	The Citadel
J. 15	A	L	65-71	South Carolina
J. 26	A	W	66-63	The Citadel
J. 30	A	W	67-66	Furman
F. 2	H	W	67-49	Davidson
F. 4	H	W	80-65	George Washington
F. 8	A	W	71-69	Davidson
F. 9	A	W	68-63	Wake Forest
F. 16	H	W	77-69	North Carolina
F. 19	H	W	^85-84	Wake Forest
F. 22	A	L	73-88	West Virginia (NR,12)
F. 23	A	L	69-80	West Virginia (NR,12)
F. 28	H	W	78-64	South Carolina
M. 6	N2	L	65-78	George Washington

A1, N1 — Gator Bowl Tournament; N2 — Southern Conference Tournament; ^ denotes overtime

1952-53 (8-10 OVERALL, 6-8 SOCON, 10TH)

D. 2	A	L	60-66	Georgia
D. 4	H	W	77-64	Presbyterian
D. 6	H	L	55-57	Georgia
D. 10	A	L	56-82	North Carolina
D. 13	H	L	60-74	Richmond
D. 16	A	W	82-64	Presbyterian
J. 2	H	W	81-71	William & Mary
J. 9	H	L	64-66	Furman
J. 14	H	L	66-93	Wake Forest
J. 16	A	W	74-63	South Carolina
J. 17	A	W	64-58	The Citadel
J. 19	H	W	79-50	The Citadel
J. 21	H	L	80-91	North Carolina
F. 2	H	L	67-71	South Carolina
F. 13	A	W	64-59	Davidson
F. 14	A	L	56-87	Wake Forest
F. 23	H	W	72-58	Davidson
F. 27	A	L	70-95	Furman

1953-54 (5-18 OVERALL, 0-9 ACC, 8TH)

D. 1	A	L	61-92	Presbyterian
D. 3	H	L	41-81	Maryland
D. 5	H	L	63-71	Georgia
D. 8	A	L	56-82	Tennessee
D. 9	A	L	80-97	Tennessee Tech
D. 12	A	L	51-77	Georgia
D. 15	H	W	72-56	Presbyterian
D. 19	A	L	48-85	North Carolina
J. 4	A	W	75-72	William & Mary
J. 5	A	L	55-95	George Washington
J. 6	A	L	54-79	Maryland
J. 12	A	L	69-87	Furman
J. 15	A	L	57-65	South Carolina
J. 16	A	W	76-52	The Citadel
J. 29	H	W	78-55	The Citadel
F. 1	H	L	55-70	Furman
F. 6	H	L	69-101	Wake Forest
F. 9	A	L	57-98	Wake Forest
F. 13	H	L	56-72	North Carolina
F. 16	H	L	61-64	South Carolina
F. 20	A	L	59-113	NC State
F. 27	H	W	81-69	Davidson
M. 5	N1	L	59-75	Maryland (NR,17)

N1 — ACC Tournament, Raleigh, N.C.

1954-55 (2-21 OVERALL, 0-14 ACC, 8TH)

D. 1	H	L	75-81	Presbyterian
D. 3	A	L	54-115	Duke
D. 4	A	L	66-99	North Carolina
D. 7	A	W	74-72	Georgia
D. 14	H	L	72-112	NC State (NR,4)
D. 17	H	L	94-100	Virginia
J. 3	A	L	55-94	Tennessee
J. 4	A	L	71-84	Tennessee Tech
J. 8	H	L	63-71	Maryland (NR,11)
J. 11	H	L	66-75	Duke
J. 15	H	L	87-95	North Carolina
J. 18	H	L	87-90	South Carolina
J. 29	H	L	73-89	Furman
F. 1	A	L	56-92	Presbyterian
F. 4	A	L	65-120	Wake Forest
F. 5	A	L	85-119	NC State (NR,6)
F. 14	A	L	68-106	Virginia
F. 15	A	L	66-68	Maryland (NR,11)
F. 18	A	L	68-85	South Carolina
F. 21	H	W	105-94	Georgia
F. 24	A	L	87-124	Furman
F. 26	H	L	79-100	Wake Forest
M. 3	A1	L	76-101	NC State (NR,5)

A1 — ACC Tournament, Raleigh, N.C.

1955-56 (9-17 OVERALL, 1-13 ACC, 8TH)

D. 2	A	L	63-97	Duke
D. 3	A	L	58-73	North Carolina
D. 13	H	L	83-100	NC State (NR,2)
D. 16	H	W	75-73	Virginia
D. 19	N1	W	94-76	Florida State
D. 20	N1	W	89-86	Tennessee
D. 21	N1	L	79-98	Wake Forest
D. 28	N2	W	100-95	Louisiana State
D. 29	N2	W	94-87	South Carolina
J. 4	N3	L	91-102	Spring Hill
J. 5	N3	W	98-96	Miami (Fla.)
J. 7	H	L	63-71	Maryland
J. 11	H	L	80-109	Duke (NR,6)
J. 14	H	L	^99-103	North Carolina (NR,9)
J. 18	A	L	79-94	South Carolina
J. 21	A	W	112-99	Furman
J. 28	H	L	103-104	Wake Forest
J. 30	A	W	86-70	The Citadel
F. 3	A	L	87-108	Wake Forest
F. 4	A	L	88-105	NC State (NR,4)
F. 6	A	W	114-69	The Citadel
F. 13	A	L	85-96	Virginia
F. 14	A	L	69-81	Maryland

F. 21	H	L	83-89	South Carolina
F. 23	H	L	80-91	Furman
M. 1	A4	L	84-88	NC State (NR,5)

N1 — Carrousel Classic, Charlotte, N.C.; N2 — Gator Bowl Tournament, Jacksonville, Fla.; N3 — Senior Bowl Tournament, Mobile, Ala.; A4 — ACC Tournament, Raleigh, N.C.; ^ denotes overtime

1956-57 (7-17 OVERALL, 3-11 ACC, T-7TH)

D. 4	H	L	78-84	Duke
D. 8	N1	L	75-94	North Carolina
D. 11	H	W	^96-94	NC State (NR,8)
D. 15	A	L	66-71	The Citadel
D. 17	N2	L	64-89	Auburn
D. 18	N2	W	75-67	Davidson
D. 19	N2	L	65-88	Muhlenburg
D. 27	N3	L	76-84	Georgia
D. 28	N3	L	71-105	Florida
J. 4	H	L	52-59	Maryland
J. 11	A	L	54-86	North Carolina (NR,2)
J. 12	A	L	70-80	Duke (NR,15)
J. 16	H	W	^80-77	Furman
F. 1	A	L	70-81	Wake Forest (NR,13)
F. 2	A	L	71-75	NC State
F. 8	H	L	72-93	Wake Forest (NR,10)
F. 12	H	W	79-71	South Carolina
F. 15	H	W	68-66	The Citadel
F. 16	H	W	^84-81	Virginia
F. 21	A	W	91-79	Furman
F. 23	A	L	71-85	Virginia
F. 25	A	L	65-74	Maryland
M. 2	N1	L	85-113	South Carolina
M. 7	N4	L	61-81	North Carolina (NR,1)

N1 — Charlotte, N.C.; N2 — Carrousel Classic, Charlotte, N.C.; N3 — Gator Bowl Tournament, Jacksonville, Fla.; N4 — ACC Tournament, Raleigh, N.C.; ^ denotes overtime

1957-58 (8-16 OVERALL, 4-10 ACC, 6TH)

D. 4	H	L	60-72	Georgia
D. 6	A	L	66-79	Duke
D. 7	A	L	55-79	North Carolina
D. 10	H	W	63-59	NC State (NR,12)
D. 19	N1	L	75-78	Alabama
D. 20	N1	W	78-65	Lafayette
D. 21	N1	W	71-66	Bucknell
D. 30	N2	L	64-76	Florida
D. 31	N2	W	85-65	South Carolina
J. 3	H	L	^85-88	Virginia
J. 4	H	W	73-66	Maryland (NR,7)
J. 11	A	L	67-74	South Carolina
J. 14	A	W	81-72	Wake Forest
J. 18	H	L	81-90	North Carolina (NR,6)
J. 25	H	L	57-60	The Citadel
F. 1	A	L	54-56	NC State (NR,10)
F. 4	N3	L	57-73	Duke (NR,13)
F. 13	A	L	54-72	Maryland (NR,9)
F. 14	A	L	59-74	Virginia
F. 20	H	L	60-61	South Carolina
F. 22	A	L	^95-102	Furman
F. 24	H	W	86-76	Wake Forest
M. 1	H	W	73-58	Furman
M. 6	N4	L	51-62	North Carolina (NR,13)

N1 — Carrousel Classic, Charlotte, N.C.; N2 — Gator Bowl Tournament, Jacksonville, Fla.; N3 — Charlotte, N.C.; N4 — ACC Tournament, Raleigh, N.C.; ^ denotes overtime

1958-59 (8-16 OVERALL, 5-9 ACC, T-6TH)

D. 1	A	L	59-76	Georgia
D. 3	A	L	67-83	North Carolina
D. 5	H	W	56-55	Duke
D. 9	H	L	54-56	NC State (NR,5)
D. 12	A1	L	54-71	Duquesne
D. 13	N1	W	66-61	Miami (Fla.)
D. 29	N2	L	53-72	George Washington
D. 30	N2	L	50-60	Pittsburgh
D. 31	N2	W	55-49	South Carolina
J. 3	A	L	47-57	Wake Forest
J. 5	H	L	69-83	South Carolina
J. 9	H	W	70-63	Virginia
J. 10	H	W	55-46	Maryland
J. 13	A	L	41-45	Duke
J. 16	H	L	48-69	Furman
J. 19	A	L	44-55	The Citadel
J. 30	N3	L	46-60	North Carolina (NR,2)
J. 31	N3	L	54-69	NC State (NR,6)
F. 12	A	W	73-64	Furman
F. 14	A	L	61-69	Virginia
F. 16	A	L	58-77	Maryland
F. 21	A	W	^58-56	South Carolina
F. 23	H	W	58-51	Wake Forest
M. 5	N4	L	69-93	North Carolina (NR,5)

A1, N1 — Steel Bowl, Pittsburgh, Pa.; N2 — Carrousel Classic, Charlotte, N.C.; N3 — North-South Doubleheader, Charlotte, N.C.; N4 — ACC Tournament, Raleigh, N.C.; ^ denotes overtime

1959-60 (10-16 OVERALL, 4-10 ACC, 7TH)

D. 1	H	W	71-63	Erskine
D. 5	A	L	59-68	Duke
D. 7	A	L	62-80	Tennessee
D. 12	A	L	64-77	Villanova (NR-18u)
D. 14	H	W	74-70</	

ALL-TIME RESULTS

1962-63 (12-13 OVERALL, 5-9 ACC, T-4TH)

D. 3	H	L	55-56	NC State
D. 5	A	L	48-64	North Carolina
D. 8	A	W	93-73	Georgia
D. 13	H	L	67-92	Duke (NR,2)
D. 15	A	L	67-87	Creighton
D. 17	A	L	64-74	Iowa
D. 28	N1	L	58-60	Vanderbilt
D. 29	N1	W	72-49	Army
J. 3	H	W	77-60	Georgia
J. 5	A	L	62-80	Wake Forest
J. 8	A	W	66-64	Furman
J. 12	A	L	67-78	Duke (NR,6)
J. 14	H	W	93-56	The Citadel
J. 26	H	W	74-73	Furman
J. 28	A	W	68-58	Virginia Military
F. 2	H	W	71-70	Wake Forest
F. 5	H	W	80-61	South Carolina
F. 8	H	W	86-64	Virginia
F. 9	H	W	62-60	Maryland
F. 15	N2	L	50-66	NC State
F. 16	N2	L	63-79	North Carolina
F. 19	A	L	45-51	South Carolina
F. 22	A	W	52-50	Virginia
F. 23	A	L	67-69	Maryland
F. 28	N3	L	78-79	NC State

N1 — Poinsettia Classic, Greenville, S.C.; N2 — North-South Doubleheader, Charlotte, N.C.; N3 — ACC Tournament, Raleigh, N.C.

1963-64 (13-12 OVERALL, 8-6 ACC, 3RD)

D. 3	H	W	^66-64	North Carolina
D. 5	H	L	86-87	Georgia
D. 8	A	L	57-68	The Citadel
D. 14	A	L	52-75	Duke (NR,3)
D. 16	A	L	48-56	Maryland
D. 17	A	W	53-52	Virginia
D. 20	H	W	100-80	Virginia Military
D. 28	A1	L	55-76	Texas Western (NR,14u)
D. 30	N1	L	71-73	Baylor
J. 4	A	W	87-61	Wake Forest
J. 8	H	L	75-81	Duke (NR,9)
J. 11	H	W	74-64	Erskine
J. 14	A	W	74-68	Furman
J. 25	A	L	56-67	South Carolina
F. 4	H	L	58-66	Furman
F. 6	A	W	^83-81	Georgia
F. 8	A	W	66-52	NC State
F. 14	N2	W	^97-90	North Carolina
F. 15	N2	L	^43-45	NC State
F. 21	H	L	73-75	Wake Forest
F. 25	H	W	63-50	South Carolina
F. 28	H	W	83-68	Maryland
F. 29	H	W	90-73	Virginia
M. 5	N3	W	81-67	Maryland
M. 6	N3	L	64-86	Wake Forest

N1 — Sun Bowl Carnival, El Paso, Texas; N2 — North-South Doubleheader, Charlotte, N.C.; N3 — ACC Tournament, Raleigh, N.C.; ^ denotes overtime

1964-65 (8-15 OVERALL, 4-10 ACC, 6TH)

D. 1	A	L	59-77	North Carolina
D. 5	H	W	72-60	Georgia
D. 7	H	W	90-75	The Citadel
D. 16	H	L	79-80	Duke (NR,6)
D. 22	A	L	75-93	Georgia
D. 28	N1	W	77-65	Auburn
D. 29	N1	L	59-68	Baylor
J. 5	H	W	80-66	Furman
J. 7	H	L	^65-67	Maryland
J. 9	H	W	99-72	Virginia
J. 12	A	L	81-106	Duke (NR,10)
J. 30	H	W	94-87	South Carolina
F. 1	A	L	75-82	Wake Forest
F. 3	A	L	78-93	Georgia Tech
F. 6	H	L	74-78	N.C.State (NR,18u)
F. 9	A	L	61-74	Furman
F. 13	A	W	72-67	South Carolina
F. 16	H	W	84-65	Wake Forest
F. 19	N2	L	61-62	NC State (NR,18u)
F. 20	N2	L	84-86	North Carolina
F. 26	A	L	71-88	Maryland
F. 27	A	L	67-69	Virginia
M. 4	N3	L	50-61	Maryland

N1 — Poinsettia Classic, Greenville, S.C.; N2 — North-South Doubleheader, Charlotte, N.C.; N3 — ACC Tournament, Raleigh, N.C.; ^ denotes overtime

1965-66 (15-10 OVERALL, 8-6 ACC, T-3RD)

D. 1	H	W	84-74	North Carolina
D. 4	A	L	68-83	Duke
D. 17	N1	W	76-62	Alabama
D. 18	A1	L	62-72	Virginia Tech
D. 29	N2	W	85-57	Mississippi
D. 30	N2	W	77-67	Manhattan



J. 3	A	L	48-57	South Carolina
J. 6	A	L	72-87	Georgia Tech
J. 11	H	L	85-87	Duke (NR,1)
J. 15	H	W	86-82	South Carolina
J. 18	A	W	70-61	The Citadel
J. 22	H	L	87-90	Virginia Tech
J. 28	H	W	70-69	Virginia
J. 29	H	W	71-66	Maryland
F. 1	A	W	72-71	Wake Forest
F. 3	H	W	107-72	Furman
F. 5	A	L	58-76	NC State
F. 10	A	L	98-86	Furman
F. 14	H	W	104-89	Wake Forest
F. 18	N3	L	66-70	North Carolina
F. 19	N3	W	^76-74	NC State
F. 22	H	W	106-90	Georgia Tech
F. 25	A	L	61-63	Virginia
F. 26	A	W	81-69	Maryland
M. 3	N4	L	52-60	South Carolina

N1 — VPI Invitational, Blacksburg, Va.; N2 — Poinsettia Classic, Greenville, S.C.; N3 — North-South Doubleheader, Charlotte, N.C.; N4 — ACC Tournament, Raleigh, N.C.; ^ denotes overtime

1966-67 (17-8 OVERALL, 9-5 ACC, 4TH)

D. 1	A	L	65-76	North Carolina
D. 3	H	W	102-85	The Citadel
D. 16	N1	W	^73-64	Miami (Fla.)
D. 17	A1	L	44-52	Tennessee
D. 29	N2	W	92-82	Louisiana State
D. 30	A2	W	83-66	Furman
J. 5	A	W	76-55	Georgia Tech
J. 7	A	W	80-68	South Carolina
J. 10	A	L	61-85	Duke
J. 12	A	W	69-68	Furman
J. 14	A	W	^102-88	Virginia
J. 16	A	L	48-68	Maryland
J. 19	A	W	82-67	Furman
J. 21	A	W	70-68	Virginia Tech
J. 24	H	L	77-88	Georgia Tech
J. 31	A	L	80-90	Wake Forest
F. 4	H	W	80-60	NC State
F. 7	H	W	73-57	South Carolina
F. 11	H	W	70-68	Wake Forest
F. 14	H	W	73-68	Duke (NR,14)
F. 17	N3	W	62-50	NC State
F. 18	N3	W	92-88	North Carolina (NR, 4)
F. 25	H	W	65-61	Maryland
F. 27	H	L	71-73	Virginia
M. 9	N4	L	^61-63	Wake Forest

N1 — Volunteer Classic, Knoxville, Tenn.; N2 — Poinsettia Classic, Greenville, S.C.; N3 — North-South Doubleheader, Charlotte, N.C.; N4 — ACC Tournament, Greensboro, N.C.; ^ denotes overtime

1967-68 (4-20 OVERALL, 3-11 ACC, T-7TH)

D. 4	A	L	70-74	The Citadel
D. 29	N1	L	63-77	Hardin-Simmons
D. 30	A1	W	78-53	Furman
J. 4	H	L	68-70	Furman
J. 6	H	L	71-93	South Carolina
J. 9	A	L	79-101	Duke

J. 11	H	L	92-95	Virginia
J. 13	H	L	83-115	North Carolina (NR,3)
J. 15	H	W	^94-93	Maryland
J. 20	A	L	73-81	Virginia
J. 24	A	L	81-104	Louisiana State
J. 27	H	L	78-101	Virginia Tech
J. 30	H	W	70-67	Wake Forest
F. 1	A	L	64-99	Georgia Tech
F. 3	A	L	66-78	NC State
F. 7	A	L	74-89	South Carolina
F. 10	A	W	78-66	Wake Forest
F. 16	N2	L	74-96	North Carolina (NR,3)
F. 17	N2	L	67-69	NC State
F. 20	H	L	70-82	Duke (NR,8)
F. 22	A	L	64-66	Furman
F. 24	A	L	68-81	Maryland
F. 28	H	L	51-80	Georgia Tech
M. 7	N3	L	40-43	Duke (NR,6)

N1 — Poinsettia Classic, Greenville, S.C.; N2 — North-South Doubleheader, Charlotte, N.C.; N3 — ACC Tournament, Greensboro, N.C.; ^ denotes overtime

1968-69 (6-19 OVERALL, 2-12 ACC, T-7TH)

N. 30*	H	W	76-72	Georgia Tech
D. 7	H	L	85-86	Louisiana State
D. 16	A	L	69-90	North Carolina (NR,2)
D. 19	A	W	96-74	Alabama
D. 21	N1	L	72-92	Auburn
D. 28	A	L	70-96	Duke
J. 2	H	L	72-73	The Citadel
J. 4	A	L	62-77	South Carolina
J. 8	A	L	66-72	Georgia Tech
J. 11	A	L	75-82	Virginia
J. 13	A	L	78-83	Maryland
J. 16	H	W	91-70	Furman
J. 23	A	W	95-82	Furman
J. 25	A	L	75-86	Virginia Tech
F. 1	H	W	78-77	NC State
F. 5	H	L	76-85	Duke
F. 7	H	L	67-70	Florida State
F. 10	H	L	79-106	South Carolina
F. 14	N2	L	74-84	NC State
F. 15	N2	L	81-107	North Carolina (NR,2)
F. 18	A	L	84-100	Wake Forest
F. 22	H	L	83-84	Maryland
F. 24	H	W	92-90	Virginia
F. 27	H	L	^104-112	Wake Forest
M. 6	N3	L	70-94	North Carolina (NR,4)

N1 — Birmingham, Ala.; N2 — North-South Doubleheader, Charlotte, N.C.; N3 — ACC Tournament, Charlotte, N.C.; ^ denotes overtime; * — first game in Littlejohn Coliseum

1969-70 (7-19 OVERALL, 2-12 ACC, 8TH)

D. 4	H	L	60-61	Auburn
D. 17	H	W	104-95	Alabama
D. 20	N1	L	103-111	Louisiana State (NR,15)
D. 22	A2	L	82-90	Texas-El Paso
D. 23	N2	L	63-78	Texas A&M
J. 7	A	L	84-96	Georgia Tech
J. 10	H	W	104-87	Virginia
J. 12	H	L	68-75	Maryland

J. 15	H	L	91-96	North Carolina (NR,7)
J. 17	A	W	81-80	Furman
J. 19	H	W	88-78	Georgia Tech
J. 22	A	L	80-122	Florida State
J. 24	H	W	87-79	Virginia Tech
J. 26	H	L	76-97	South Carolina (NR,3)
J. 28	H	W	93-67	Furman
J. 31	A	L	87-119	NC State (NR,8)
F. 4	H	L	88-92	Duke
F. 7	A	L	52-99	South Carolina (NR,2)
F. 9	A	L	75-91	Duke
F. 13	N3	L	66-110	North Carolina (NR,10)
F. 14	N3	L	84-102	NC State (NR,5)
F. 18	A	L	71-97	Wake Forest
F. 21	A	L	79-94	Virginia
F. 23	A	L	85-103	Maryland
F. 28	H	W	105-95	Wake Forest
M. 5	N4	L	33-34	South Carolina (NR,3)

N1 — Charlotte, N.C.; A2, N2 — Sun Bowl Carnival, El Paso, Texas; N3 — North-South Doubleheader, Charlotte, N.C.; N4 — ACC Tournament, Charlotte, N.C.

1970-71 (9-17 OVERALL, 3-11 ACC, 8TH)

D. 3	H	W	67-54	Furman
D. 5	H	W	61-46	Mercer
D. 18	A1	L	61-75	Vanderbilt
D. 19	N1	W	67-51	Southern Methodist
J. 2	A	L	53-81	South Carolina (NR,2)
J. 6	A	L	55-72	Georgia Tech
J. 9	A	L	56-66	Virginia
J. 11	A	L	52-56	Maryland
J. 14	A	L	72-92	North Carolina (NR,15)
J. 16	H	L	56-82	Duke
J. 18	H	W	59-50	NC State
J. 20	H	L	64-74	Georgia Tech
J. 23	A	L	66-76	Virginia Tech
J. 28	H	W	45-44	Virginia (NR,15)
J. 30	H	W	^91-87	Indiana State
F. 1	A	L	61-77	Furman
F. 6	H	L	44-47	South Carolina (NR,7)
F. 8	H	W	77-52	Rollins
F. 12	N2	L	^57-64	NC State
F. 13	N2	L	48-86	North Carolina (NR,11)
F. 16	A	L	57-74	Wake Forest
F. 20	H	W	56-53	Virginia Tech
F. 23	H	W	^51-45	Maryland
F. 26	H	L	54-64	Wake Forest
M. 2	A	L	60-70	Duke
M. 11	N3	L	41-76	North Carolina (NR,13)

A1, N1 — Music City Classic, Nashville, Tenn.; N2 — North-South Doubleheader, Charlotte, N.C.; N3 — ACC Tournament, Greensboro, N.C.; ^ denotes overtime

1971-72 (10-16 OVERALL, 2-12 ACC, 7TH)

D. 4	N1	L	65-76	Davidson
D. 11	H	W	^72-66	Purdue
D. 18	A	W	^82-77	Indiana State
D. 21	A	L	64-93	Cincinnati
D. 29	N2	W	67-49	Holy Cross
D. 30	N2	W	77-67	Auburn
J. 5	A	W	66-57	Georgia Tech

ALL-TIME RESULTS

J. 8	H	W	63-61	Maryland (NR,12)
J. 12	H	L	61-81	North Carolina (NR,3)
J. 15	A	L	69-71	Duke
J. 17	A	L	46-58	NC State
J. 19	H	W	74-72	Furman
J. 22	H	W	85-73	Virginia Tech
J. 29	H	W	83-70	Georgia Tech
J. 31	H	L	58-62	Virginia (NR,8)
F. 2	A	L	44-48	Virginia Tech
F. 5	H	L	58-62	South Carolina (NR,8)
F. 11	N3	L	50-73	North Carolina (NR,3)
F. 12	N3	L	59-74	NC State
F. 16	A	L	51-59	Wake Forest
F. 19	A	L	57-67	Maryland (NR,19)
F. 21	A	L	60-62	Virginia (NR,6)
F. 26	H	L	63-70	Wake Forest
M. 1	H	W	59-40	Duke
M. 4	A	L	64-77	South Carolina (NR,8)
M. 9	N4	L	52-54	Maryland (NR,13)

N1 — Charlotte, N.C.; N2 — Poinsettia Classic, Greenville, S.C.; N3 — North-South Doubleheader, Charlotte, N.C.; N4 — ACC Tournament, Greensboro, N.C.; ^ denotes overtime

1972-73 (12-14 OVERALL, 4-8 ACC, T-4TH)

N. 28	H	W	86-77	Georgia Tech
D. 2	N1	L	59-65	Davidson
D. 6	A	L	69-83	Furman
D. 9	H	W	89-68	Presbyterian
D. 16	N2	L	60-63	Villanova
D. 22	H	W	70-63	Kent State
D. 28	N3	W	80-65	Pepperdine
D. 29	A3	L	59-70	Furman
J. 3	H	W	75-68	Niagara
J. 6	H	L	75-79	Maryland (NR,2)
J. 10	A	L	58-92	North Carolina (NR, 7)
J. 13	A	L	73-75	Duke
J. 17	A	L	59-87	St. John's (NR,17)
J. 20	H	L	76-86	NC State (NR,2)
J. 24	H	W	72-54	The Citadel
J. 27	H	W	64-63	Virginia
F. 3	A	W	74-57	Georgia Tech
F. 6	H	W	89-68	Stetson
F. 9	N4	L	61-68	NC State (NR,2)
F. 10	N4	L	69-84	North Carolina (NR, 6)
F. 14	H	W	86-61	Wake Forest
F. 17	A	L	66-69	Maryland (NR,10)
F. 19	A	W	^56-54	Virginia
F. 24	A	L	55-58	Wake Forest
F. 28	H	W	75-50	Duke
M. 8	N5	L	61-77	Maryland (NR,10)

N1 — Charlotte, N.C.; N2 — Philadelphia, Pa.; A3,N3 — Poinsettia Classic, Greenville, S.C.; N4 — North-South Doubleheader, Charlotte, N.C.; N5 — ACC Tournament, Greensboro, N.C.; ^ denotes overtime

1973-74 (14-12 OVERALL, 3-9 ACC, T-5TH)

N. 30	H1	W	87-72	Auburn
D. 1	H1	W	68-58	Saint John's
D. 5	A	W	^81-80	Purdue
D. 7	N2	L	58-65	Florida State
D. 8	N2	W	71-66	Duquesne
D. 15	H	W	63-61	Georgia Tech
D. 18	H	L	70-74	Louisville (NR,8)
D. 28	N3	W	78-63	Delaware
D. 29	A3	W	75-67	Furman
J. 5	A	L	60-89	Maryland (NR,3)
J. 9	H	L	90-102	North Carolina (NR,5)
J. 12	A	L	68-96	NC State (NR,4)
J. 16	A	L	50-63	Duke
J. 19	A	L	65-74	Wake Forest
J. 23	H	W	58-54	Furman
J. 26	H	W	61-51	Virginia
J. 30	H	W	^62-58	The Citadel
F. 2	A	L	60-61	North Carolina (NR,4)
F. 6	H	W	73-65	East Tennessee St.
F. 13	H	W	74-73	Wake Forest
F. 16	H	L	54-56	Maryland (NR,6)
F. 20	A	L	68-81	Virginia
F. 23	H	L	75-80	NC State (NR,1)
F. 27	H	W	74-68	Duke
M. 2	A	W	71-58	Georgia Tech
M. 7	N4	L	63-68	Virginia

H1 — IPTAY Tournament; N2 — Steel Bowl Tournament, Pittsburgh, Pa.; N3 — Poinsettia Classic, Greenville, S.C.; N4 — ACC Tournament, Greensboro, N.C.; ^ denotes overtime

1974-75 (17-11 OVERALL, 8-4 ACC, T-2ND)

Ranked 19th in final UPI Poll

N. 29	H1	W	93-80	Mississippi
N. 30	H1	L	75-76	Pennsylvania (NR,14)
D. 4	H	W	82-69	Furman
D. 7	H	W	103-57	Appalachian State
D. 18	A	L	75-90	Louisville (NR,4)
D. 20	N2	L	63-67	La Salle
D. 21	A2	L	69-71	Dayton
D. 27	N3	W	63-59	Auburn

D. 28	A3	L	52-66	Minnesota
D. 31	A	W	92-73	Florida Southern
J. 4	H	W	86-68	Virginia
J. 9	A	L	72-74	North Carolina (NR,15)
J. 15	A	L	72-75	Duke
J. 18	H	W	80-77	Wake Forest
J. 22	H	W	83-82	Maryland (NR,3)
J. 25	A	W	74-64	Virginia
J. 29	H	W	106-75	The Citadel
F. 1	H	W	80-72	North Carolina (NR,10)
F. 4	A	L	89-92	NC State (15,6)
F. 12	A	W	71-54	W. Forest (18,NR)
F. 15	H	W	100-66	Duke (18,NR)
F. 19	A	W	85-69	Georgia Tech (16,NR)
F. 22	H	W	92-70	NC State (16,4)
F. 26	A	L	64-70	Maryland (11,2)
M. 1	H	W	93-59	Biscayne (11,NR)
M. 6	N4	W	78-76	Duke (14,NR)
M. 7	N4	L	^71-76	North Carolina (14,12)
M. 15	N5	L	86-91	Providence (14,NR)

H1 — IPTAY Tournament; A2,N2 — Dayton Invitational, Dayton, Ohio; A3,N3 — Pillsbury Classic, Minneapolis, Minn.; N4 — ACC Tournament, Greensboro, N.C.; N5 — NIT, New York, N.Y.; ^ denotes overtime

1975-76 (18-10 OVERALL, 5-7 ACC, T-4TH)

N. 28	H1	W	78-64	Harvard
N. 29	H1	L	^81-87	Austin Peay
D. 3	A	W	^92-86	Furman
D. 6	H	W	93-49	Baptist
D. 13	H	W	103-64	Presbyterian
D. 16	A	W	59-54	Jacksonville
D. 19	N2	W	82-46	Middle Tennessee
D. 20	A2	L	66-77	Tennessee (NR,11)
D. 29	N3	W	80-60	Boston College
D. 30	N3	W	72-54	Davidson
J. 2	H	W	103-71	Biscayne
J. 7	H	L	64-83	North Carolina (NR,6)
J. 10	A	W	81-68	The Citadel
J. 14	H	W	^102-96	Duke
J. 17	A	W	86-81	Wake Forest (NR,5)
J. 21	A	W	82-77	Maryland (NR, 2)
J. 24	H	L	62-69	Virginia
J. 28	H	W	89-65	Furman
J. 31	A	L	64-79	North Carolina (NR,4)
F. 3	A	L	89-92	NC State (NR,10)
F. 11	H	L	77-84	Wake Forest
F. 14	H	L	89-98	Maryland (NR,4)
F. 18	A	L	77-90	Virginia
F. 21	H	W	103-90	NC State (NR,12)
F. 25	A	W	90-89	Duke
F. 28	H	W	122-79	Florida Southern
M. 4	N4	W	76-63	Wake Forest
M. 5	N4	L	74-82	North Carolina (NR,4)

H1 — IPTAY Tournament; A2,N2 — Volunteer Classic, Knoxville, Tenn.; N3 — Charlotte Invitational, Charlotte, N.C.; N4 — ACC Tournament, Landover, Md.; ^ denotes overtime

1976-77 (22-6 OVERALL, 8-4 ACC, T-2ND)

N. 26	H1	W	104-50	Yale
N. 27	H1	W	108-92	Florida State
D. 1	H	W	110-72	Furman
D. 4	H	W	110-55	Georgia Southern
D. 11	H	W	133-78	Tennessee Tech (16,NR)
D. 14	H	W	98-67	Buffalo (13,NR)
D. 16	N2	W	94-42	Biscayne (13,NR)
D. 18	A	W	78-64	Stetson (13,NR)
D. 27	A3	L	49-67	Marquette (11,6)
D. 28	N3	W	128-76	Boston College (11,NR)
J. 5	N4	L	63-91	North Carolina (16,6)
J. 8	H	W	98-69	Georgia Tech (16,NR)

J. 12	A	W	^80-73	Duke (17,NR)
J. 15	H	L	82-84	Wake Forest (17,7)
J. 19	H	W	93-71	Maryland (NR,13)
J. 22	A	W	63-54	Virginia
J. 26	A	W	94-86	Furman (19,NR)
J. 29	H	W	93-73	North Carolina (19,4)
F. 1	H	W	60-59	NC State (16,NR)
F. 3	H	W	77-55	Cleveland State (16,NR)
F. 8	A	W	70-66	Wake Forest (15,4)
F. 12	A	L	78-84	Maryland (15,NR)
F. 16	H	L	65-71	Virginia (18,NR)
F. 19	A	W	68-66	NC State (18,NR)
F. 23	H	W	67-63	Duke (18,NR)
F. 26	H	W	120-56	Roanoke (19,NR)
M. 3	N5	W	82-74	Duke (18,NR)
M. 4	N5	L	60-72	Virginia (18,NR)

H1 — IPTAY Tournament; N2 — Miami, Fla.; N3 — Dairyland Classic, Milwaukee, Wis.; N4 — Greensboro, N.C.; N5 — ACC Tournament, Greensboro, N.C.; ^ denotes overtime

1977-78 (15-12 OVERALL, 3-9 ACC, T-6TH)

N. 25	H1	W	125-62	Texas Christian
N. 26	H1	W	82-75	Rhode Island
N. 30	A	W	101-83	Furman
D. 3	H	W	99-65	The Citadel
D. 7	H	W	98-58	American
D. 10	A	L	66-72	South Carolina
D. 17	H	W	93-88	Appalachian State
D. 20	N2	W	82-58	Catholic
D. 21	N2	W	94-61	Canisius
D. 30	N3	W	100-55	Boston University
J. 4	H	L	^77-79	North Carolina (NR,2)
J. 7	H	W	79-58	South Carolina
J. 11	H	L	85-107	Duke
J. 14	N4	L	^90-91	Wake Forest
J. 16	A	L	75-90	Maryland
J. 21	H	W	^79-70	Virginia (NR,13)
J. 25	H	L	68-87	Furman
J. 28	A	L	64-98	North Carolina (NR,3)
J. 31	A	L	69-73	NC State
F. 4	H	W	85-65	Stetson
F. 8	H	W	91-81	Wake Forest (NR,14)
F. 11	H	L	75-80	Maryland
F. 15	A	W	63-55	Virginia (NR,17)
F. 18	H	L	65-72	NC State
F. 22	A	L	62-78	Duke (NR,13)
F. 25	H	W	91-47	Biscayne
M. 1	N5	L	72-83	Duke (NR,15)

N1 — IPTAY Tournament; N2 — Charleston, S.C.; N3 — Jacksonville, S.C.; N4 — Greensboro, N.C.; N5 — ACC Tournament, Greensboro, N.C.; ^ denotes overtime

1978-79 (19-10 OVERALL, 5-7 ACC, 5TH)

N. 24	H	W	108-67	Catholic
N. 27	H	W	106-74	Furman
D. 1	H1	W	73-57	Brown
D. 2	H1	W	72-52	Kent State
D. 6	A	W	70-65	South Carolina
D. 9	H	W	71-58	The Citadel
D. 16	H	W	71-56	Western Carolina
D. 28	A2	W	68-57	Texas-EI Paso
D. 29	N2	W	58-57	Texas Tech
J. 3	N3	L	68-90	North Carolina (NR,3)
J. 6	A	L	56-58	The Citadel
J. 10	A	L	54-73	Duke (NR,7)
J. 13	H	W	^71-66	Wake Forest
J. 17	H	L	63-77	Maryland (NR,19)
J. 20	A	L	54-61	Virginia
J. 24	A	W	64-58	Furman
J. 27	H	W	66-61	North Carolina (NR,2)
J. 30	H	W	85-72	NC State (NR,20)

F. 1	H	W	110-73	Colgate
F. 3	H	W	74-64	South Carolina
F. 7	N3	W	85-74	Wake Forest
F. 10	A	L	69-77	Maryland (NR,19)
F. 14	H	L	68-72	Virginia
F. 17	A	L	58-83	NC State
F. 21	H	W	70-49	Duke (NR,6)
F. 24	H	W	81-47	Buffalo State
M. 1	N4	L	67-75	Maryland
M. 7	A5	W	^68-67	Kentucky
M. 12	H6	L	^59-61	Old Dominion

H1 — IPTAY Tournament; A2,N2 — Sun Bowl Carnival, El Paso, Texas; N3 — Greensboro, N.C.; N4 — ACC Tournament, Greensboro, N.C.; A5 — NIT, Lexington, Ky.; H6 — NIT; ^ denotes overtime

1979-80 (23-9 OVERALL, 8-6 ACC, 4TH)

N. 30	H1	W	90-72	Siena
D. 1	H1	W	94-61	Middle Tennessee
D. 5	H	W	93-73	South Carolina
D. 8	H	W	93-59	Baptist
D. 15	H	W	98-73	Rider
D. 17	H	W	113-74	Georgia Southern
D. 27	N2	W	79-68	Texas Tech
D. 28	N2	W	85-65	UNC-Charlotte
D. 29	N2	L	67-72	Oregon State (NR,18)
J. 2	H	W	93-76	North Carolina (NR,6)
J. 5	A	W	56-48	Georgia Tech
J. 9	H	W	^87-82	Duke (18,1)
J. 12	A	L	83-86	Wake Forest (18,NR)
J. 16	A	L	83-84	Maryland (17,NR)
J. 19	H	W	88-68	Virginia (17, 12)
J. 23	H	W	85-67	Furman (12,NR)
J. 26	A	L	70-73	North Carolina (12,13)
J. 29	A	L	67-80	NC State (16,NR)
J. 31	H	W	76-52	Georgia Tech (16,NR)
F. 2	A	W	61-60	South Carolina (16,NR)
F. 6	H	W	86-69	Wake Forest (16,NR)
F. 9	H	W	90-81	Maryland (16,7)
F. 13	A	L	87-89	Virginia (10,NR)
F. 16	H	W	78-70	NC State (10,20u)
F. 20	A	L	^82-87	Duke (12,17)
F. 22	H	W	38-27	UNC-Asheville (12,NR)
F. 28	N3	W	57-49	Virginia (17,NR)
F. 29	N3	L	85-91	Maryland (17,7)
M. 6	N4	W	76-73	Utah State
M. 8	N4	W	71-66	Brigham Young (NR,12)
M. 12	N5	W	74-66	Lamar
M. 15	N5	L	74-85	UCLA

H1 — IPTAY Tournament; N2 — Far West Classic, Portland, Ore.; N3 — ACC Tournament, Greensboro, N.C.; N4 — NCAA West Regional, Ogden, Utah; N5 — NCAA West Regional, Tucson, Ariz.; ^ denotes overtime

1980-81 (20-11 OVERALL, 6-8 ACC, T-5TH)

N. 28	N1	W	82-64	Corn
-------	----	---	-------	------

ALL-TIME RESULTS

J. 19	H	L	59-74	Virginia (19,2)
J. 21	H	W	72-48	Georgia Tech (19,NR)
J. 24	A	L	57-75	Duke (19,NR)
J. 28	H	L	47-61	North Carolina (NR,12)
J. 31	A	W	69-67	Furman
F. 4	A	W	82-76	NC State
F. 8	H	W	115-91	South Carolina
F. 12	A	L	70-72	Maryland (NR,19)
F. 14	A	L	58-73	Virginia (NR,1)
F. 18	H	W	81-71	Wake Forest (NR,11)
F. 21	A	L	61-75	North Carolina (NR,13)
F. 25	H	W	^54-52	Duke
F. 28	H	W	91-69	Baltimore
M. 5	N4	L	71-80	Wake Forest (NR,11)
M. 12	H5	L	82-90	Temple

1981-82 (14-14 OVERALL, 4-10 ACC, T-6TH)

N. 27	H1	W	109-91	Bowling Green
N. 28	H1	W	79-72	Stetson
D. 2	H	W	102-53	Austin Peay State
D. 5	H	W	61-60	Arkansas-Little Rock
D. 12	H	W	67-65	South Carolina
D. 14	H	W	96-56	West Chester State
D. 18	N2	L	68-80	Iowa (NR,6)
D. 19	N2	W	59-32	Mississippi State
J. 2	A	L	59-75	NC State (NR,20)
J. 6	A	W	62-57	Georgia Tech
J. 9	H	L	54-68	Wake Forest
J. 16	A	L	57-62	Maryland
J. 17	A	L	68-89	Virginia (NR,3)
J. 20	H	W	55-49	Georgia Tech
J. 23	H	L	44-50	Duke
J. 27	A	L	72-77	North Carolina (NR,2)
J. 30	A	W	88-56	The Citadel
F. 3	H	W	65-54	NC State
F. 6	A	L	86-94	South Carolina
F. 10	A	L	76-94	Wake Forest (NR,16)
F. 13	H	L	54-56	Virginia (NR,1)
F. 15	H	W	79-62	Furman
F. 17	H	W	75-66	Maryland
F. 20	H	L	49-55	North Carolina (NR,2)
F. 24	A	L	^^72-73	Duke
F. 27	H	W	91-70	Maryland-Eastern Shore
M. 5	N3	L	54-56	Virginia (NR,3)
M. 12	H4	L	49-53	Mississippi

1982-83 (11-20 OVERALL, 2-12 ACC, 8TH)

N. 26	N1	W	^82-79	Texas A&M
N. 27	N1	L	63-72	Vanderbilt
N. 28	N1	L	66-76	Washington
D. 3	H2	W	85-73	Bucknell
D. 4	H2	L	58-60	Southern Miss
D. 6	H	W	63-56	The Citadel
D. 11	H	W	95-69	Presbyterian
D. 15	H	W	76-59	Campbell
D. 18	H	L	72-75	Vanderbilt
D. 28	N3	L	54-60	Kansas State
D. 29	N3	L	59-69	Texas-El Paso
J. 4	A	W	51-50	Furman
J. 7	H	L	70-76	NC State (NR,16)
J. 11	A	L	66-71	Georgia Tech
J. 15	A	L	76-89	Wake Forest
J. 19	H	L	61-80	Maryland
J. 22	A	L	87-105	Virginia (NR,7)
J. 24	H	W	58-56	Georgia Tech
J. 27	A	L	77-94	South Carolina
J. 29	A	L	96-99	Duke
F. 2	H	L	81-84	North Carolina (NR,1)
F. 5	H	W	81-60	Baptist
F. 9	A	L	83-90	NC State
F. 12	H	W	86-81	South Carolina
F. 16	H	L	82-86	Wake Forest
F. 19	A	L	88-92	Maryland
F. 23	H	L	^83-85	Virginia (NR,3)
F. 27	A	L	80-93	North Carolina (NR,11)
M. 2	H	W	93-86	Duke
M. 5	H	W	92-88	Illinois-Chicago
M. 11	N4	L	79-105	North Carolina (NR,5)

1983-84 (14-14 OVERALL, 3-11 ACC, 8TH)

N. 26	H	W	105-55	Wagner
N. 26	H1	W	^66-61	Marquette
N. 30	H1	W	71-67	Furman
D. 3	H	W	72-71	South Carolina
D. 10	H	W	92-70	The Citadel
D. 17	A	W	70-62	Vanderbilt
D. 19	H	W	102-52	Baylor

D. 28	A	L	55-69	Nevada-Las Vegas
D. 30	N1	L	61-63	Marshall
J. 4	H	W	97-63	Saint Francis (NY)
J. 9	H	W	63-61	NC State (NR,12)
J. 11	H	W	79-69	Georgia Tech
J. 14	H	W	71-59	Baptist
J. 17	A	L	72-85	Maryland (NR,7)
J. 21	H	L	73-74	Virginia
J. 26	A	L	52-59	Georgia Tech
J. 28	H	L	65-67	Duke
F. 1	A2	L	75-97	North Carolina (NR,1)
F. 4	H	L	^72-76	Wake Forest (NR,15)
F. 8	A	L	59-69	NC State
F. 11	A	W	61-59	South Carolina
F. 15	A2	L	57-68	Wake Forest (NR,13)
F. 18	H	L	^^65-66	Maryland (NR,17u)
F. 21	A	L	70-77	Virginia
F. 26	H	L	71-82	North Carolina (NR,1)
F. 29	A	W	77-76	Duke (NR,15)
M. 3	H	W	62-52	Campbell
M. 9	N2	L	66-78	North Carolina (NR,1)


1984-85 (16-13 OVERALL, 5-9 ACC, T-6TH)

N. 26	H	L	^67-68	Tennessee Tech
N. 30	H1	W	90-55	Campbell
D. 1	H1	W	79-69	South Alabama
D. 5	A	L	66-71	South Carolina
D. 8	H	W	89-62	Augusta
D. 15	H	W	81-75	Middle Tennessee
D. 19	A	W	^55-53	Furman
D. 28	N2	W	86-72	Massachusetts
D. 29	A2	W	81-74	Vanderbilt
J. 2	H	W	84-77	Appalachian State
J. 8	A	W	90-81	Georgia Tech (NR,8)
J. 10	H	L	68-71	NC State
J. 12	A	L	61-83	Wake Forest
J. 16	A	L	84-94	Maryland
J. 19	H	W	82-62	Virginia
J. 23	H	L	59-64	Georgia Tech (NR,16)
J. 26	H	L	83-100	Duke (NR,5)
J. 30	H	W	52-50	North Carolina (NR,11)
F. 2	H	W	96-65	Delaware State
F. 6	A	L	57-69	NC State
F. 9	H	W	98-81	South Carolina
F. 13	H	W	80-65	Wake Forest
F. 17	H	W	71-64	Maryland (NR,10)
F. 20	A	L	66-69	Virginia
F. 23	A	L	50-84	North Carolina (NR,13)
F. 27	A	L	73-90	Duke (NR,6)
M. 2	H	W	100-55	Winthrop
M. 8	N3	L	63-70	NC State (NR,18)
M. 15	%A	L	65-67	UT-Chattanooga

1985-86 (19-15 OVERALL, 3-11 ACC, 7TH)

N. 25	H	W	83-57	Maryland-Eastern Shore
N. 29	H1	W	92-67	East Tennessee St.
N. 30	H1	W	70-60	South Florida
D. 2	H	W	101-63	Rider
D. 4	H	W	79-36	Morgan State
D. 7	H	W	^73-66	South Carolina
D. 14	H	W	87-60	Bethune-Cookman
D. 16	H	W	89-63	Baptist
D. 18	H	W	100-60	Georgia State
D. 21	A	W	65-64	Texas Tech
D. 28	N1	L	81-76	Bradley
D. 29	N1	L	64-69	Missouri
D. 30	N1	W	69-62	Seton Hall
J. 6	H	W	91-64	Wake Forest
J. 11	H	L	81-83	Virginia
J. 13	A	L	57-60	NC State
J. 15	H	L	71-83	Georgia Tech (NR,5)
J. 23	A	L	64-65	South Carolina
J. 25	A	W	46-43	Wake Forest
J. 29	A	L	78-89	Duke (NR,5)
F. 1	A	L	67-85	North Carolina (NR,1)
F. 5	H	L	^69-73	NC State (NR,19u)
F. 8	A	L	69-78	Maryland
F. 12	H	L	64-79	North Carolina (NR,1)
F. 13	H	W	96-52	Florida A&M
F. 15	H	W	70-60	Maryland
F. 17	H	W	75-57	Furman
F. 22	A	L	69-82	Virginia
F. 26	H	L	69-77	Duke (NR,1)
M. 2	A	L	63-74	Georgia Tech (NR,4)
M. 7	N2	L	61-79	Georgia Tech (NR,6)
M. 13	%H	W	99-81	Middle Tennessee
M. 17	%A	W	77-65	Georgia
M. 20	%A	L	57-62	Wyoming

H1 — IPTAY Tournament; N1 — Rainbow Classic; N2 — ACC Tournament, Greensboro, N.C.; % — NIT; ^ denotes overtime



**JOHN "MOOSE" CAMPBELL
AVERAGED 10.9 POINTS PER
GAME ON CLEMSON'S 1980
NCAA ELITE EIGHT TEAM.**

1986-87 (25-6 OVERALL, 10-4 ACC, 2ND)

Ranked 13th by AP, 15th by UPI				
N. 28	H1	W	108-91	Georgia State
N. 29	H1	W	92-77	Boston University
D. 3	H	W	89-58	UNC-Asheville
D. 6	H	W	86-72	Texas Tech
D. 14	A	W	71-65	South Carolina
D. 16	H	W	103-45	Prairie View A&M
D. 17	H	W	112-39	Armstrong State
D. 29	N1	W	95-42	Delaware State
D. 30	A1	W	76-44	Arkansas-Little Rock
J. 2	N2	W	90-86	Fordham
J. 3	A2	W	93-74	Hawaii Pacific
J. 7	H	W	73-69	NC State (20,18)
J. 10	A	W	^91-88	Wake Forest (20,NR)
J. 12	H	W	108-55	Fla. International (12,NR)
J. 14	H	W	94-77	Furman (12,NR)
J. 17	H	W	72-64	Maryland (12,NR)
J. 20	A	W	67-66	Georgia Tech (10,NR)
J. 24	H	L	^103-105	Duke (10,12)
J. 26	H	W	96-69	Winthrop (14,NR)
J. 28	H	L	99-108	North Carolina (14,1)
J. 31	H	W	89-83	Virginia (14,NR)
F. 4	A	W	80-79	Maryland (12,NR)
F. 7	H	W	74-52	South Carolina (12,NR)
F. 11	A	W	78-75	NC State (12,NR)
F. 14	A	W	^94-90	Virginia (12,NR)
F. 18	H	W	87-71	Wake Forest (10,NR)
F. 21	A	L	80-96	North Carolina (10,3)
F. 25	H	W	88-77	Georgia Tech (13,NR)
F. 28	A	L	59-65	Duke (13,17)
M. 6	N3	L	62-69	Wake Forest (13,NR)
M. 13	N4	L	60-65	SW Missouri St. (13,NR)

1987-88 (14-15 OVERALL, 4-10 ACC, 7TH)

N. 27	N1	W	69-54	Oregon State
N. 30	H	W	81-60	Baptist
D. 2	H	W	71-61	Towson State
D. 5	H	W	103-68	Mercer
D. 12	H	W	76-57	Coastal Carolina
D. 15	H	L	85-88	Southern Miss
D. 16	H	W	91-45	Augusta
D. 28	N2	L	88-93	Michigan (NR,11)
D. 29	N2	W	98-47	Fla. International
J. 6	A	L	61-70	NC State
J. 9	A	L	53-68	Maryland
J. 10	A	L	75-77	Virginia
J. 13	H	W	83-48	Rider
J. 16	H	W	75-62	Wake Forest
J. 20	H	W	76-65	Furman
J. 23	H	W	69-65	South Carolina
J. 26	A	L	76-85	Georgia Tech
F. 1	A	L	63-101	Duke (NR, 5)

F. 4	H	L	64-88	North Carolina (NR,8)
F. 6	A	L	63-75	South Carolina
F. 10	H	L	66-70	Maryland
F. 18	H	L	63-88	NC State
F. 21	H	W	65-62	Virginia
F. 24	A3	L	73-79	Wake Forest
F. 28	A	L	52-88	North Carolina (NR,9)
M. 2	H	W	79-77	Duke (NR,9)
M. 5	H	W	^97-94	Georgia Tech (NR,13)
M. 11	N3	L	72-79	NC State (NR,11)
M. 18	A4	L	69-74	Southern Miss

1988-89 (19-11 OVERALL, 7-7 ACC, 6TH)

N. 28	H	W	96-82	The Citadel
D. 1	A	W	79-64	Furman
D. 3	A	L	70-90	South Carolina
D. 10	H	W	79-36	Wagner
D. 13	H	W	93-70	S.C. State
D. 17	A	W	77-63	Hofstra
D. 27	N1	W	81-77	Middle Tennessee
D. 29	A1	W	74-61	Oregon
D. 30	A1	L	58-72	Oregon State
J. 5	H	L	65-73	NC State (NR,16)
J. 7	H	W	75-58	Maryland
J. 11	H	W	88-70	Virginia
J. 14	A	W	75-71	Wake Forest
J. 18	H	W	104-74	Youngstown State
J. 21	H	W	77-60	Western Carolina
J. 25	A	L	74-75	Georgia Tech (NR,22)
J. 29	A	L	62-92	Duke (NR,8)
F. 1	H	W	85-82	North Carolina (NR,8)
F. 4	H	W	78-65	South Carolina
F. 7	A	L	87-98	Maryland
F. 11	H	W	96-71	Liberty
F. 15	A	L	75-90	NC State (NR,19)
F. 18	A	L	83-85	Virginia
F. 22	H	W	94-83	Wake Forest
F. 25	A	L	86-100	North Carolina (NR,5)
M. 1	H	W	79-74	Duke (NR,9)
M. 4	H	W	^81-79	Georgia Tech (NR,25)
M. 10	N2	L	73-90	Virginia
M. 16	N3	W	83-70	Saint Mary's (NR,22)
M. 18	N3	L	68-94	Arizona (NR,1)

ALL-TIME RESULTS

D. 18	A#	W	104-79	UNC-Charlotte
D. 27	N3	L	71-73	Villanova
D. 28	N3	W	85-65	Niagara
J. 2	A	L	77-79	NC State (NR,18)
J. 6	H	W	82-77	Maryland
J. 9	A	W	76-70	Virginia
J. 11	H	W	78-54	UNC-Asheville
J. 13	H	W	76-57	Wake Forest
J. 15	H	W	117-59	Georgia State
J. 17	H	W	97-61	Western Carolina
J. 20	H	W	91-58	Hofstra
J. 25	H	W	91-90	Georgia Tech (NR,13)
J. 27	A	L	60-83	North Carolina
J. 31	A	L	80-94	Duke (NR,5)
F. 3	H	W	83-65	South Carolina
F. 7	A	W	75-73	Maryland
F. 10	H	W	74-63	Virginia
F. 12	H	W	89-81	NC State
F. 14	H	W	85-74	Furman
F. 21	A	W	89-75	Wake Forest
F. 24	H	W	69-61	North Carolina (23,NR)
F. 28	H	W	97-93	Duke (20,5)
M. 3	A	L	69-85	Georgia Tech (20,11)
M. 5	A	L	53-54	South Carolina (17,NR)
M. 9	N4	W	79-70	Wake Forest (17,NR)
M. 10	N4	L	66-69	Virginia (17,NR)
M. 15	N5	W	*49-47	Brigham Young (17,NR)
M. 17	N5	W	*79-75	La Salle (17,12)
M. 22	N6	L	*70-71	Connecticut (17,3)

N1 — San Juan Shootout, San Juan, Puerto Rico; N2 — ACC-Big East Challenge, Greensboro Coliseum; # — Charlotte Coliseum; N3 — Texaco Star Classic, San Diego, Calif.; N4 — ACC Tournament, Charlotte, N.C.; N5 — NCAA Eastern Regional, Hartford, Conn.; N6 — NCAA Eastern Regional, East Rutherford, N.J.; * — NCAA participation vacated

1990-91 (11-17 OVERALL, 2-12 ACC, 8TH)

N. 24	H	W	90-73	Maryland-BC
N. 26	H	W	96-56	Samford
N. 28	H	W	91-77	The Citadel
D. 2	H	W	68-66	Furman
D. 4	N1	L	62-78	Seton Hall
D. 8	H	W	75-68	Wisconsin-Green Bay
D. 15	H	L	100-108	UNC-Charlotte
D. 17	H	W	103-83	S.C. State
D. 20	N2	W	71-70	Coppin State
D. 21	N2	W	99-89	Florida Atlantic
J. 2	A	L	70-74	NC State
J. 5	A	L	65-81	Maryland
J. 8	H	L	78-82	Virginia (NR,13)
J. 12	H	L	^88-93	Wake Forest
J. 16	H	W	103-82	Western Carolina
J. 19	H	L	52-71	Temple
J. 24	A	L	68-89	Georgia Tech (NR,25)
J. 26	H	L	70-99	Duke (NR,7)
J. 31	H	L	77-90	North Carolina (NR,9)
F. 2	A	L	53-58	South Carolina
F. 6	H	W	73-69	Maryland
F. 10	H	L	62-72	NC State
F. 16	A	L	47-57	Virginia
F. 23	A	L	57-73	North Carolina (NR,6)
F. 24	A	L	55-81	Wake Forest
F. 27	A	L	62-79	Duke (NR,8)
M. 2	H	W	69-62	Georgia Tech (NR,24)
M. 8	N3	L	59-67	North Carolina (NR,7)

N1 — ACC-Big East Challenge, Syracuse, N.Y.; N2 — Florida International Tournament, Miami, Fla.; N3 — Charlotte Coliseum; ^ denotes overtime

1991-92 (14-14 OVERALL, 4-12 ACC, 9TH)

N. 30	H	W	114-69	Morehead State
D. 2	H	W	96-76	Oral Roberts
D. 7	H	W	87-67	Charleston Southern
D. 14	H	W	85-60	Tennessee State
D. 16	H	W	87-83	Furman
D. 28	N1	L	87-95	Texas
D. 29	N1	W	63-60	Northern Iowa
J. 4	H	L	58-73	Wake Forest (NR,20)
J. 9	A	L	69-103	North Carolina (NR,8)
J. 11	H	W	94-54	UNC-Asheville
J. 13	H	W	79-59	Wofford
J. 18	H	L	75-78	NC State
J. 22	H	W	51-48	Virginia
J. 25	A	L	71-84	Maryland
J. 27	A	L	73-112	Duke (NR,1)
J. 29	A	W	81-71	Western Carolina
F. 1	H	W	55-52	South Carolina
F. 5	H	W	^95-78	Georgia Tech (NR,24)
F. 8	A	L	90-102	Florida State (NR,23)
F. 12	A	L	48-60	Wake Forest
F. 15	H	L	72-80	North Carolina (NR,4)
F. 18	H	W	68-67	Florida State (NR,16)
F. 22	H	W	82-70	Maryland
F. 26	A	L	61-63	NC State
F. 29	A	L	49-69	Virginia
M. 4	H	L	97-98	Duke (NR,1)
M. 8	A	L	82-101	Georgia Tech
M. 12	N2	L	75-81	Maryland

N1 — Sun Bowl Carnival, El Paso, Texas; N2 — ACC Tournament, Charlotte, N.C.

1992-93 (17-13 OVERALL, 5-11 ACC, 7TH)

D. 2	H	W	93-68	Liberty
D. 5	H	W	89-70	Howard
D. 12	H	W	88-62	UNC-Greensboro
D. 17	A	W	82-59	Furman
D. 19	H	W	76-54	The Citadel
D. 21	H	W	93-77	Davidson
D. 28	N1	W	91-73	Appalachian State
D. 30	H	W	87-69	Mercer
J. 3	H	W	80-72	Furman
J. 6	A	L	67-110	Duke (NR,1)
J. 13	A	L	82-100	Virginia (NR,14)
J. 16	H	L	72-82	North Carolina (NR,5)
J. 20	H	L	71-89	Florida State (NR,22*)
J. 24	A	L	56-74	Wake Forest
J. 26	H	W	82-72	Maryland
J. 31	A	L	70-72	NC State
F. 4	A	W	83-80	Georgia Tech (NR,22)
F. 6	A	W	^89-84	South Carolina
F. 8	H	L	84-93	Duke (NR,3)
F. 13	H	L	78-83	Virginia (NR,24)
F. 17	A	L	67-80	North Carolina (NR,3)
F. 20	A	L	92-102	Florida State (NR,9)
F. 24	H	W	76-74	Wake Forest (NR,12)
F. 27	A	W	81-73	Maryland
M. 3	H	W	92-82	NC State
M. 7	H	L	59-66	Georgia Tech
M. 12	N1	W	87-75	Florida State (NR,10)
M. 13	N1	L	61-69	Georgia Tech
M. 18	H!	W	84-72	Auburn
M. 22	A!	L	64-65	UAB

N1 — Charlotte, N.C.; ! — NIT; ^ denotes overtime; * — CNN ranking

1993-94 (18-16 OVERALL, 6-10 ACC, T-7TH)

N. 29	H	W	86-55	Texas-Arlington
D. 1	A	W	120-103	Charleston Southern
D. 4	H	W	85-70	Furman
D. 15	A	L	54-73	Minnesota (NR,15)
D. 18	H	W	76-64	The Citadel
D. 19	A2	L	79-82	Davidson
D. 27	N1	L	80-81	Evansville
D. 29	N1	W	72-48	Army
D. 30	N1	W	68-65	Oklahoma St. (NR,20)
J. 5	H	L	65-71	Duke (NR,3)
J. 8	H	W	67-63	UNC-Charlotte
J. 10	A	W	88-71	Mercer
J. 12	H	L	57-64	Virginia
J. 15	A	L	62-106	North Carolina (NR,1)
J. 19	A	L	57-60	Florida State
J. 22	H	W	75-68	Wake Forest
J. 24	H	W	66-56	Appalachian State
J. 26	A	L	53-73	Maryland (NR,18)
J. 29	H	W	95-73	NC State
F. 2	H	W	88-69	Georgia Tech
F. 5	A	L	74-78	Duke (NR,1)
F. 9	H	L	88-91	South Carolina
F. 12	A	L	44-52	Virginia
F. 17	H	W	77-69	North Carolina (NR,2)
F. 19	H	L	71-79	Florida State
F. 22	A	L	69-80	Wake Forest
F. 26	H	W	73-67	Maryland
M. 2	A	W	82-63	NC State
M. 5	A	L	79-90	Georgia Tech
M. 10	N2	W	76-63	NC State
M. 11	N2	L	64-77	Duke (NR,5)
M. 17	H1	W	*96-85	Southern Miss
M. 21	A1	W	*96-79	West Virginia
M. 23	A2	L	*74-89	Vanderbilt

N1 — Rainbow Classic, Honolulu, Hawaii; N2 — ACC Tournament, Charlotte, N.C.; H1, A1 — NIT

1994-95 (15-13 OVERALL, 5-11 ACC, T-6TH)

N. 29	H	W	96-66	Charleston Southern
D. 3	H	W	98-71	Winthrop
D. 5	H	W	70-51	Mercer
D. 8	A	W	83-59	South Carolina
D. 10	N1	W	81-66	Appalachian State
D. 18	H	W	77-66	The Citadel
D. 20	H	W	75-55	Miami (Fla.)
D. 29	H	W	60-40	Morgan State
J. 4	A	W	75-70	Duke (NR,9)
J. 7	H	W	66-41	Texas A&M
J. 11	A	L	37-61	Virginia (18,NR)
J. 14	H	L	66-83	North Carolina (18,2)
J. 18	H	L	66-67	Florida State
J. 21	A	L	60-69	Wake Forest (NR,16)
J. 25	H	L	51-56	Maryland (NR,8)
J. 28	A	W	60-55	NC State
F. 1	A	L	50-80	Georgia Tech (NR,21)
F. 4	H	W	51-44	Duke
F. 8	H	W	69-63	Furman
F. 11	H	L	44-62	Virginia (NR,17)
F. 16	A	L	39-66	North Carolina (NR,2)
F. 18	A	L	57-62	Florida State
F. 22	H	L	52-64	Wake Forest (NR,12)

F. 25	A	L	68-84	Maryland (NR,7)
M. 1	H	W	62-45	NC State
M. 4	H	W	65-63	Georgia Tech
M. 10	N1	L	62-78	North Carolina (NR,3)
M. 17	A2	L	54-62	Virginia Tech

N1 - ACC Tournament, Greensboro, N.C.; A2 — NIT

1995-96 (18-11 OVERALL, 7-9 ACC, 6TH)

N. 26	H	W	83-41	UNC-Asheville
N. 29	H	W	91-55	Appalachian State
D. 2	A	W	79-63	Winthrop
D. 6	H	W	79-60	Charleston Southern
D. 9	H	W	72-58	South Carolina
D. 16	H	W	79-61	Furman
D. 19	H	W	79-66	Minnesota
D. 23	A	W	^66-52	Miami (Fla.)
D. 30	H	W	67-43	Campbell (24,NR)
J. 3	H	W	51-48	Duke (22,19)
J. 10	H	W	89-79	Virginia (16,NR)
J. 14	A	L	53-86	North Carolina (16,10)
J. 17	A	L	62-75	Florida State (19,NR)
J. 21	H	W	55-41	Wake Forest (19,6)
J. 24	A	L	60-65	Maryland (18,NR)
J. 27	H	L	61-64	NC State (18,NR)
J. 30	H	W	73-70	Georgia Tech (24,25)
F. 3	A	L	53-83	Duke (24,NR)
F. 6	H	W	77-28	Wofford
F. 10	A	L	51-62	Virginia
F. 14	H	L	48-53	North Carolina (NR,17)
F. 17	H	W	67-59	Florida State
F. 21	A	L	48-68	Wake Forest (NR,10)
F. 24	H	W	68-61	Maryland
F. 28	A	W	80-76	NC State
M. 3	A	L	74-87	Georgia Tech (NR,18)
M. 8	N1	W	75-73	North Carolina (NR,20)
M. 9	N1	L	60-68	Wake Forest (NR,12)
M. 14	N2	L	74-81	Georgia

N1 — ACC Tournament, Greensboro, N.C.; N2 — NCAA Tournament, Ala.buquerque, N.M.; ^ denotes overtime

1996-97 (23-10 OVERALL, 9-7 ACC, T-4TH)

Ranked 8th by USA Today, 14th by AP

N. 15	N1	W	^79-71	Kentucky (20,3)
N. 23	H	W	70-47	Coastal Carolina (12,NR)
N. 29	N2	W	78-71	Delaware (10,NR)
N. 30	N2	W	47-45	Missouri (10,NR)
D. 1	N2	L	65-75	Minnesota (10,24)
D. 4	H	W	82-55	Furman (12,NR)
D. 7	A	W	62-52	Virginia (12,25)
D. 14	H	W	80-57	Char. Southern (10,NR)
D. 17	A	W	58-39	South Carolina (8,NR)
D. 20	H	W	89-49	Wofford (8,NR)
D. 22	A	W	76-64	Texas A&M (8,NR)
D. 30	H	W	73-57	Marshall (5,NR)
J. 4	H	W	63-44	S.C. State (5,NR)
J. 7	H	W	^86-82	Duke (5,10)
J. 11	A	W	76-70	Florida State (5,NR)
J. 15	A	W	67-63	Maryland (3,11)


J. 18	H	W	51-42	NC State (3,NR)
J. 23	H	L	62-65	Wake Forest (2,4)
J. 26	A	L	48-61	North Carolina (2,19)
J. 30	H	W	70-57	Georgia Tech (7,NR)
F. 1	A	L	54-58	NC State (7,NR)
F. 4	H	W	69-55	W. Kentucky (10,NR)
F. 8	H	W	80-68	Maryland (10,7)
F. 12	A	L	49-55	Wake Forest (7,2)
F. 15	H	W	71-65	Virginia (7,NR)
F. 18	A	L	77-84	Duke (8,6)
F. 23	H	L	65-67	Florida State (8,NR)
F. 26	H	L	69-76	North Carolina (12,8)
M. 1	A	W	55-53	Georgia Tech (12,NR)
M. 7	N3	L	61-76	Maryland (13,22)
M. 14	N4	W	68-56	Miami (Ohio) (14,NR)
M. 16	N4	W	65-59	Tulsa (14,NR)
M. 20	N5	L	^84-90	Minnesota (14,3)

N1 — Indianapolis, Ind.; N2 — San Juan, Puerto Rico; N3 — ACC Tournament, Greensboro, N.C.; N4 — NCAA Midwest Regional, Kansas City, Mo.; N5 — NCAA Midwest Regional, San Antonio, Texas; ^ denotes overtime

1997-98 (18-14 OVERALL, 7-9 ACC, T-4TH)

N. 14	H	W	67-50	UNC-Wilmington (5,NR)
N. 21	N1	W	79-49	Iona (5,NR)
N. 22	N1	W	71-67	SW Missouri St. (5,NR)
N. 23	N1	L	71-84	Gonzaga (5,NR)
N. 29	N2	L	61-76	Kentucky (12,7)
D. 4	H	W	^78-65	Maryland (17,23)
D. 6	H	W	71-62	Furman (17,NR)
D. 13	A3	L	61-71	Illinois (17,NR)
D. 17	H	W	62-57	South Carolina (25*,6)
D. 19	A	W	62-59	Seton Hall (25*,NR)
D. 22	H	W		

ALL-TIME RESULTS



THE 1996-97 TIGERS

denotes overtime

1998-99 (20-15 OVERALL, 5-11 ACC, T-7TH)

N. 13	H	W	83-59	Arkansas-Pine Bluff
N. 16	H	W	66-39	Stetson (24,NR)
N. 19	H	W	82-56	W. Carolina (24,NR)
N. 23	N1	L	56-59	Michigan (22,NR)
N. 24	N1	W	72-60	Chaminade (22,NR)
N. 25	N1	W	79-45	Kansas State (22,NR)
N. 30	H	W	70-37	Radford (24,NR)
D. 3	H	W	82-54	East Tenn. St. (24, NR)
D. 12	H	W	73-64	UNC-Asheville (17,NR)
D. 16	A	W	70-66	South Carolina (16,NR)
D. 21	H	W	72-47	S.C. State (16,NR)
D. 26	N2	W	67-54	Furman (16,NR)
D. 29	N2	L	50-67	Illinois (14,NR)
J. 2	A	L	53-69	North Carolina (14,9)
J. 5	H	W	80-72	NC State (21,NR)
J. 9	H	L	61-64	Wake Forest (21,NR)
J. 12	A	L	64-70	Florida State (25,NR)
J. 17	A	L	58-65	Virginia (25,NR)
J. 20	H	L	60-82	Duke (NR,2)
J. 24	H	L	^79-81	Maryland (NR,4)
J. 28	A	L	62-66	Georgia Tech
F. 4	H	W	78-63	North Carolina (NR,9)
F. 6	A	L	71-84	NC State
F. 10	A	L	69-79	Wake Forest
F. 14	H	W	78-45	Florida State
F. 17	H	W	88-65	Virginia
F. 20	A	L	65-92	Duke (NR,1)
F. 24	A	L	60-77	Maryland (NR,5)
F. 28	H	W	92-64	Georgia Tech
M. 4	N3	L	^85-87	Florida State
M. 10	H3	L	77-57	Georgia
M. 16	A3	W	78-68	at Rutgers
M. 18	H3	W	89-69	Butler
M. 23	N4	W	79-76	Xavier
M. 25	N4	L	60-61	California

N1 — Maui Classic; N2 — Greenville, S.C.; N3 — Charlotte, N.C.; H3, N3 — NIT; N4 — NIT, New York City, N.Y.; ^ denotes overtime

1999-2000 (10-20 OVERALL, 4-12 ACC, 9TH)

N. 19	H	W	77-47	East Tennessee St.
N. 21	H	L	74-79	Wofford
N. 26	N1	W	54-48	Central Florida
N. 27	N1	L	47-64	Wisconsin-Green Bay
N. 28	N1	L	35-53	Oregon State
D. 1	A	L	75-85	Penn State
D. 4	H	W	69-51	Charleston Southern
D. 11	H	L	68-71	S.C. State
D. 16	H	W	61-58	South Carolina
D. 18	H	W	64-59	Winthrop
D. 22	H	L	71-90	George Washington
D. 29	N1	W	74-70	Furman
J. 6	A	L	45-65	North Carolina (NR,14)
J. 9	H	L	53-67	Wake Forest
J. 12	A	L	57-60	Florida State
J. 15	H	L	91-98	Virginia
J. 19	H	L	60-72	Appalachian State
J. 22	A	L	62-74	Maryland (NR,24)
J. 27	H	W	59-42	NC State (NR,21)

J. 29	A	L	59-93	Duke (NR,3)
F. 2	H	W	70-58	Georgia Tech
F. 6	H	L	60-73	North Carolina
F. 8	A	L	63-79	Wake Forest
F. 12	H	W	84-58	Florida State
F. 15	A	L	62-76	Virginia
F. 22	H	L	63-76	Maryland (NR,19)
F. 27	A	W	66-63	NC State
M. 1	H	L	78-92	Duke (NR,4)
M. 4	A	L	69-85	Georgia Tech
M. 9	N2	L	63-94	Duke (NR,2)

N1 — SoCon Holiday Hoops, Greenville, S.C.; N2 — ACC Tournament, Charlotte, N.C.

2000-01 (12-19 OVERALL, 2-14 ACC, 9TH)

N. 17	H	W	86-67	Hartford
N. 21	H	L	78-79	Seton Hall (NR,10)
N. 25	H	W	84-76	The Citadel
N. 28	H	W	57-44	Northwestern
D. 2	H	W	87-52	Western Carolina
D. 5	H	W	69-59	Winthrop
D. 9	A	L	64-76	South Carolina
D. 16	H	W	78-74	Wofford
D. 20	N1	W	94-81	Florida Atlantic
D. 21	N1	L	80-88	Cincinnati (NR,20)
D. 22	N1	L	^76-77	Washington
D. 28	H	W	87-77	Charleston Southern
D. 30	A	W	81-68	Coastal Carolina
J. 2	H	L	92-104	Maryland (NR,17)
J. 7	A	L	74-115	Duke (NR,3)
J. 13	H	W	72-69	NC State
J. 17	A	L	65-92	North Carolina (NR,6)
J. 21	A	L	63-71	Wake Forest (NR,10)
J. 24	H	L	108-111	Georgia Tech
J. 27	H	L	76-104	Virginia (NR,13)
J. 31	A	L	^84-88	Florida State
F. 4	A	L	54-69	Maryland (NR,9)
F. 7	H	L	64-81	Duke (NR,3)
F. 14	A	L	51-85	NC State
F. 18	H	W	75-65	North Carolina (NR,1)
F. 21	H	L	60-92	Wake Forest (NR,24)
F. 25	A	L	64-85	Georgia Tech
F. 28	A	L	65-84	Virginia (NR,7)
M. 3	H	L	63-75	Florida State
M. 8	N2	W	66-64	Florida State
M. 9	N2	L	81-99	North Carolina (NR,6)

N1 — San Juan, Puerto Rico; N2 — ACC Tournament, Atlanta, Ga.

2001-02 (13-17 OVERALL, 4-12 ACC, 9TH)

N. 17	N1	W	70-57	Morris Brown
N. 19	N1	W	81-69	La Salle
N. 20	N1	L	65-67	Miami (Fla.)
N. 24	H	W	85-82	Wofford
N. 28	A	W	79-66	Penn State
N. 30	H	W	83-54	Coastal Carolina
D. 2	A	L	80-96	Duke (NR,1)
D. 5	H	W	76-66	Appalachian State
D. 8	H	L	59-81	South Carolina
D. 15	H	W	88-78	Elon
D. 18	H	L	61-66	Winthrop
D. 22	H	W	82-45	Charleston Southern

D. 28	A1	W	78-48	Hartford
J. 2	H	L	65-68	Yale
J. 5	A	W	83-76	Georgia Tech
J. 8	H	W	68-52	Virginia (NR,7)
J. 12	A	L	55-96	Wake Forest (NR,19)
J. 15	H	L	79-80	NC State
J. 20	A	L	90-99	Maryland (NR,3)
J. 24	A	L	63-68	Florida State
J. 27	H	L	69-87	North Carolina
F. 2	H	L	88-98	Duke (NR,1)
F. 6	H	L	50-74	Georgia Tech
F. 10	A	L	71-85	Virginia (NR,10)
F. 13	H	W	^118-115	Wake Forest (NR,19)
F. 16	A	L	54-83	NC State (NR,24)
F. 20	H	L	68-84	Maryland
F. 23	H	W	87-78	Florida State
F. 27	A	L	78-96	North Carolina
M. 3	N2	L	^84-91	Florida State

N1 — Virgin Islands; N2 — Charlotte, N.C.; A1 — Uncasville, Conn.

2002-03 (15-13 OVERALL, 5-11 ACC, 8TH)

N. 24	^H	W	79-72	Wofford
N. 27	N1	W	91-65	High Point
D. 3	^H	W	79-70	Penn State
D. 7	^H	W	73-61	Maine
D. 14	^H	W	71-61	Gardner-Webb
D. 19	^H	W	78-61	Winthrop
D. 22	^H	W	58-51	Cincinnati
D. 28	^H	W	78-65	Liberty
D. 31	^H	W	90-63	Coastal Carolina
J. 5	H	L	71-89	Duke (NR, 3)
J. 11	H	W	75-52	Morris Brown
J. 14	A	L	66-68	North Carolina
J. 18	H	W	78-77	Virginia
J. 21	A	L	59-60	Florida State
J. 25	H	L	47-52	Maryland (NR, 12)
J. 28	H	L	60-81	Wake Forest (NR, 17)
F. 2	A	L	56-78	NC State
F. 5	H	W	69-67	Georgia Tech
F. 9	A	L	55-65	Duke (NR, 9)
F. 12	A	L	59-76	South Carolina
F. 15	H	W	80-77	North Carolina
F. 18	A	W	73-64	Virginia
F. 22	H	W	74-60	Florida State
F. 25	A	L	52-91	Maryland (NR, 14)
M. 1	A	L	68-80	Wake Forest (NR,12)
M. 5	H	L	60-63	NC State
M. 8	A	L	56-66	Georgia Tech
M. 13	N1	L	61-72	Florida State

N1 — ACC Tournament, Greensboro, N.C.; * — games played at Anderson Civic Center

2003-04 (10-18 OVERALL, 3-13 ACC, 9TH)

N. 21	H	W	86-55	Gardner-Webb
N. 24	H	W	88-81	High Point
N. 29	H	W	84-77	Wofford
D. 3	A	L	64-76	Purdue (NR, 20)
D. 6	H	L	61-76	South Carolina
D. 13	N!	L	56-61	Georgia
D. 15	H	W	^100-86	East Tennessee St.
D. 17	A	L	56-79	Cincinnati (NR, 16)

D. 20	H	W	77-74	S.C. State
D. 22	H	W	74-58	Radford
D. 30	H	W	72-62	Boston College
J. 3	H	L	54-73	Duke (NR, 2)
J. 10	A	L	63-78	Wake Forest (NR, 5)
J. 13	H	W	53-48	Florida State
J. 17	A	L	69-86	NC State
J. 20	A	L	50-61	Virginia
J. 25	H	L	52-65	Maryland
J. 27	A	L	69-76	Georgia Tech (NR, 14)
J. 31	H	W	81-72	North Carolina (NR, 12)
F. 8	A	L	55-81	Duke (NR, 1)
F. 12	H	L	67-82	Wake Forest (NR, 20)
F. 14	A	L	52-65	Florida State
F. 18	H	W	60-55	NC State (NR, 15)
F. 21	H	L	55-58	Virginia
F. 24	A	L	49-70	Maryland
F. 28	H	L	60-79	Georgia Tech (NR, 18)
M. 2	A	L	53-69	North Carolina (NR, 14)
M. 11	N2	L	^79-83	Virginia

N1 — Atlanta, Ga.; N2 — ACC Tournament, Greensboro, N.C.; ^ denotes overtime

2004-05 (16-16 OVERALL, 5-11 ACC, 9TH)

N. 19	H	W	98-54	Hampton
N. 23	H	W	78-59	UNC Asheville
N. 26	A	L	70-79	Boston College
D. 1	H	W	80-73	Ohio State
D. 4	A	W	^63-62	South Carolina
D. 11	H	W	73-55	Charleston So.
D. 14	H	W	83-56	Norfolk State
D. 17	H	W	76-52	The Citadel
D. 21	N1	L	66-78	AL-Birmingham
D. 22	N1	W	83-57	Indiana State
D. 23	N1	L	60-75	Georgetown
D. 29	H	W	74-40	East Carolina
J. 2	A	L	54-62	Duke (NR,6)
J. 8	H	L	68-103	Wake Forest (NR, 4)
J. 12	A	W	56-54	Florida State
J. 15	A	L	57-59	Virginia Tech
J. 19	H	L	58-77	North Carolina (NR,6)
J. 22	A	L	79-81	Virginia
J. 26	A	L	65-69	Miami (Fla.)
J. 29	H	L	70-80	NC State
F. 1	H	W	88-73	Maryland (NR, 22)
F. 8	H	L	62-70	Georgia Tech
F. 12	H	L	77-83	Miami (Fla.)
F. 16	N2	W	59-42	Georgia
F. 19	A	L	56-88	North Carolina (NR, 4)
F. 22	A	W	97-93	Maryland
F. 27	H	W	83-74	Florida State
M. 1	H	W	66-64	Virginia Tech
M. 5	A	L	56-64	Georgia Tech
M. 10	N3	W	84-72	Maryland
M. 11	N3	L	81-88	North Carolina (NR, 2)
M. 16	A1	L	74-82	Texas A&M

N1 — Honolulu, Hawaii; N2 — Greenville, S.C.; N3 — ACC Tournament, Washington, DC; A1 — NIT; ^ denotes overtime

2005-06 (19-13 OVERALL, 7-9 ACC, T-7TH)

N. 18	H	W	84-55	Bethune-Cookman
-------	---	---	-------	-----------------

ALL-TIME RESULTS

N. 21	H	W	102-71	Coppin State
N. 23	H	W	79-38	S.C. State
N. 26	A	W	68-56	Charleston Southern
N. 29	A	W	96-88	Penn State
D. 3	H	W	82-63	South Carolina
D. 6	H	W	62-60	Wofford
D. 9	H	W	80-72	East Tennessee St.
D. 19	N1	W	101-60	PR-Mayaguez
D. 20	N1	W	71-48	Holy Cross
D. 21	N1	W	66-59	Akron
D. 28	A	L	69-72	Georgia
D. 30	H	L	69-74	Elon
J. 4	H	W	61-55	Florida State
J. 7	A	L	58-64	Virginia
J. 11	H	W	^74-73	Wake Forest
J. 14	H	L	77-87	Duke (NR, 1)
J. 18	A	L	38-62	Miami (Fla.)
J. 21	A	W	73-63	Georgia Tech
J. 29	H	L	^85-94	NC State (NR, 14)
F. 1	A	L	59-69	Florida State
F. 4	A	L	61-76	North Carolina
F. 8	H	L	^74-75	Virginia Tech
F. 11	A	L	61-67	Boston College (NR, 18)
F. 14	H	W	89-77	Maryland
F. 22	A	L	^68-74	Wake Forest
F. 25	H	W	90-64	Virginia
M. 1	A	W	86-81	Virginia Tech
M. 4	H	W	95-82	Georgia Tech
M. 9	N2	L	63-66	Miami (Fla.)
M. 15	H	W	69-53	Louisiana Tech
M. 20	A1	L	68-74	Louisville

N1 — San Juan, Puerto Rico; N2 — ACC Tournament, Greensboro, N.C.; A1 — NIT; ^ denotes overtime

2006-07 (25-11 OVERALL, 7-9 ACC, T-8TH)

N. 10	N1	W	83-44	Arkansas St.
N. 11	N1	W	77-65	Monmouth
N. 12	A	W	74-70	Old Dominion
N. 15	H	W	67-58	Furman
N. 17	H	W	79-49	Appalachian St.
N. 21	H	W	69-66	Mississippi St.
N. 24	H	W	74-50	Charleston Southern
N. 29	A	W	90-68	Minnesota
D. 2	A	W	74-53	South Carolina
D. 5	H	W	90-66	Wofford
D. 19	H	W	72-60	Georgia Southern
D. 23	H	W	103-60	Western Carolina (25/NR)
D. 28	H	W	75-60	Georgia (25/NR)
D. 31	H	W	67-57	Georgia State (25/NR)
J. 3	A	W	68-66	Florida State (23/NR)
J. 6	H	W	75-74	Georgia Tech (23/NR)
J. 9	A	W	87-76	NC State (17/NR)
J. 13	A	L	87-92	Maryland (17/25)
J. 17	H	L	55-77	North Carolina (19, 4)
J. 20	H	W	74-54	Boston College (19/NR)
J. 25	A	L	66-68	Duke (19, 10)
J. 28	H	L	63-64	Virginia (19/NR)
F. 3	A	L	62-80	Georgia Tech (25/NR)
F. 7	H	W	71-58	Florida State
F. 14	A	L	65-67	Wake Forest
F. 18	H	L	66-82	Maryland
F. 22	H	L	66-71	Duke (NR, 17)
F. 24	A	L	54-59	Boston College
F. 28	H	W	^74-70	Miami (Fla.)
M. 4	A	W	75-74	Virginia Tech (NR, 21)

M. 8	N2	L	66-67	Florida State
M. 14	H3	W	64-57	East Tennessee St.
M. 19	H3	W	89-68	Mississippi
M. 21	H3	W	74-70	Syracuse
M. 27	N3	W	68-67	Air Force
M. 29	N3	L	73-78	West Virginia

N1 — Norfolk, Va.; N2 — ACC Tournament, Tampa, Fla.; H3 — NIT; N3 — NIT, New York, N.Y.; ^ denotes overtime

2007-08 (24-10 OVERALL, 10-6 ACC, 3RD)

Ranked 22nd by AP				
N. 12	H	W	91-46	Furman
N. 15	A	W	84-82	Mississippi St.
N. 18	H	W	66-53	Old Dominion
N. 21	H	W	74-57	Presbyterian (24/NR)
N. 24	H	W	96-67	Gardner-Webb (24/NR)
N. 27	H	W	61-58	Purdue (18/NR)
D. 1	H	W	85-74	South Carolina (18/NR)
D. 5	A	W	82-67	East Carolina (18/NR)
D. 20	N1	W	90-73	PR-Mayaguez (15/NR)
D. 21	N1	W	90-74	DePaul (15/NR)
D. 22	N1	L	82-85	Mississippi (15/NR)
D. 29	H	W	78-45	Samford (21/NR)
J. 1	A	W	87-61	Alabama (19/NR)
J. 6	H	L	^88-90	North Carolina (19/1)
J. 9	H	L	72-82	Charlotte (18/NR)
J. 12	H	W	^97-85	Florida State (18/NR)
J. 15	H	W	70-54	NC State (24/NR)
J. 19	A	L	80-93	Duke (NR/7)
J. 22	H	W	^80-75	Wake Forest
J. 27	A	L	72-75	Miami (Fla.)
F. 2	H	W	78-56	Boston College
F. 7	A	W	82-51	Virginia
F. 10	A	L	^93-103	North Carolina (NR/3)
F. 14	H	W	82-67	Georgia Tech
F. 16	A	W	71-64	NC State
F. 19	A	L	55-64	Florida State
F. 27	H	W	79-69	Miami (Fla.)
M. 2	A	W	73-70	Maryland
M. 6	A	L	75-80	Georgia Tech (24/NR)
M. 9	H	W	70-69	Virginia Tech (24/NR)
M. 14	N2	W	82-48	Boston College
M. 15	N2	W	78-74	Duke (NR/7)
M. 16	N2	L	81-86	North Carolina (NR/1)
M. 21	N3	L	69-75	Villanova (22/NR)

N1 — Guaynabo, Puerto Rico; N2 — ACC Tournament, Charlotte, N.C.; N3 — NCAA Tournament, Tampa, Fla.; ^ denotes overtime

2008-09 (23-9 OVERALL, 9-7 ACC, 5TH)

Ranked 24th by AP				
N. 14	N1	W	98-69	Hofstra
N. 15	N1	W	70-58	Texas Christian
N. 16	N1	W	76-72	Temple
N. 19	H	W	93-40	Wofford
N. 22	A	W	71-70	Charlotte
N. 25	H	W	81-49	Shannah St.
N. 28	H	W	79-58	Presbyterian
D. 2	A	W	76-74	Illinois
D. 7	H	W	80-75	Liberty
D. 13	H	W	90-63	SC State
D. 16	H	W	76-36	N. Florida (25/NR)
D. 21	A	W	91-72	Miami (Fla.) (25/NR)
D. 30	A	W	98-87	South Carolina (20/NR)

J. 3	H	W	79-66	East Carolina (20/NR)
J. 6	H	W	66-59	Alabama (12/NR)
J. 10	H	W	63-51	NC State (12/NR)
J. 17	H	L	68-78	Wake Forest (9/2)
J. 21	A	L	70-94	North Carolina (10/5)
J. 25	H	W	73-59	Georgia Tech (10/NR)
J. 29	A	W	86-82	Virginia Tech (12/NR)
F. 4	H	W	74-47	Duke (10/4)
F. 7	H	L	61-65	Florida St. (10/NR)
F. 10	A	W	87-77	Boston College (12/NR)
F. 15	A	L	^81-85	Virginia (10/NR)
F. 17	H	W	93-64	Maryland (13/NR)
F. 22	A	W	81-73	Georgia Tech (13/NR)
F. 25	H	L	77-80	Virginia Tech (12/NR)
F. 28	A	L	66-73	Florida St. (12/23)
M. 3	H	W	75-57	Virginia (18/NR)
M. 8	A	L	88-96	Wake Forest (18/10)
M. 12	N2	L	81-86	Georgia Tech (17/NR)
M. 19	N3	L	59-62	Michigan (24/NR)

N1 — Charleston, S.C.; N2 — ACC Tournament in Atlanta, Ga.; N3 — NCAA Tournament in Kansas City, Mo.; ^ denotes overtime

2009-10 (21-11 OVERALL, 9-7 ACC, T-5TH)

N. 13	H	W	84-41	Presbyterian (24/NR)
N. 17	A	W	79-39	Liberty (22/NR)
N. 20	A	W	89-67	UNC Greensboro (22/NR)
N. 23	H	W	102-66	Winthrop (19/NR)
N. 26	N1	L	60-69	Texas A&M (19/NR)
N. 27	N1	W	87-79	Long Beach St. (19/NR)
N. 29	N1	W	70-69	Butler (19/12)
D. 2	H	L	74-76	Illinois (18/NR)
D. 6	H	W	72-61	South Carolina (18/NR)
D. 13	H	W	82-53	Furman
D. 16	A	W	80-63	East Carolina
D. 19	H	W	94-55	Coll. of Charleston
D. 22	H	W	79-57	W. Carolina (24/NR)
D. 29	H	W	70-67	SC State (21/NR)
J. 3	A	L	53-74	Duke (21/7)
J. 9	H	W	72-56	Boston College
J. 13	H	W	83-64	N. Carolina (24/12)
J. 16	A	W	73-70	NC State (24/NR)
J. 19	A	L	64-66	Georgia Tech (17/19)
J. 23	H	L	47-60	Duke (17/7)
J. 26	A	L	69-75	Boston College
J. 31	H	W	62-53	Maryland
F. 6	A	L	59-70	Virginia Tech
F. 10	H	W	77-67	Florida State
F. 13	H	W	74-66	Miami (Fla.)
F. 20	H	W	72-49	Virginia
F. 24	A	L	79-88	Maryland
F. 28	A	W	53-50	Florida State
M. 2	H	W	91-80	Georgia Tech
M. 7	A	L	65-70	Wake Forest
M. 11	N2	L	57-59	NC State
M. 19	N3	L	78-86	Missouri

N1 — 76 Classic in Anaheim, Calif.; N2 — ACC Tournament in Greensboro, N.C.; N3 — NCAA Tournament in Buffalo, N.Y.

2010-11 (22-12 OVERALL, 9-7 ACC, T-4TH)

N. 13	H	W	87-64	W. Carolina
N. 15	H	W	78-70	Wofford
N. 19	N1	W	69-55	Long Beach St.
N. 21	N1	L	60-61	Old Dominion

N. 22	N1	W	^64-58	Seton Hall
N. 26	H	W	69-54	SC State
N. 30	H	L	61-69	Michigan
D. 5	A	L	60-64	South Carolina
D. 12	A	L	69-75	Florida State
D. 17	H	W	61-40	Savannah State
D. 19	H	W	71-61	UNC Greensboro
D. 22	A	W	66-59	Coll. of Charleston
D. 27	H	W	76-41	Delaware State
D. 29	H	W	71-59	East Carolina
J. 2	H	W	69-54	The Citadel
J. 8	H	W	79-72	Miami (Fla.)
J. 12	H	W	87-62	Georgia Tech
J. 18	A	L	65-75	North Carolina
J. 22	A	L	77-79	Maryland
J. 25	H	W	60-50	NC State
J. 29	H	W	62-44	Florida St. (NR/22)
F. 2	A	L	47-49	Virginia
F. 5	A	W	65-56	Georgia Tech
F. 8	H	W	77-69	Boston College
F. 12	H	L	62-64	N. Carolina (NR/20)
F. 17	A	L	61-69	NC State
F. 20	A	W	63-59	Miami (Fla.)
F. 26	H	W	63-49	Wake Forest
M. 2	A	L	59-70	Duke (NR/4)
M. 5	H	W	69-60	Virginia Tech
M. 11	N2	W	70-47	Boston College
M. 12	N2	L	^87-92	N. Carolina (NR/6)
M. 15	N3	W	70-52	UAB
M. 17	N4	L	76-84	West Virginia (NR/22)

N1 — Paradise Jam in St. Thomas, Virgin Islands; N2 — ACC Tournament in Greensboro, N.C.; N3 — NCAA First Four in Dayton, Ohio; N4 — NCAA Tournament Second Round in Tampa, Fla.; ^ denotes overtime

2011-12 (16-15 OVERALL, 8-8 ACC, 7TH)

N. 11	H	W	65-44	Gardner-Webb
N. 16	A	W	73-50	The Citadel
N. 19	H	L	69-72	Coll. of Charleston
N. 22	H	L	59-60	Coastal Carolina
N. 25	H	W	59-49	Furman
N. 29	A	W	71-55	Iowa
D. 4	H	L	55-58	South Carolina
D. 10	A	L	47-63	Arizona
D. 17	H	W	60-40	Winthrop
D. 19	H	W	70-45	Alabama State
D. 22	N1	L	48-61	UTEP
D. 23	N1	W	^83-75	Southern Illinois
D. 25	A1	L	68-75	Hawaii
J. 1	H	W	65-58	East Tenn. State
J. 7	H	W	79-59	Florida State
J. 12	A	L	57-59	Boston College
J. 15	H	L	66-73	Duke (NR/6)
J. 18	A	L	73-76	Miami (Fla.)
J. 21	H	W	64-62	Georgia Tech
J. 28	H	W	71-60	Wake Forest
J. 31	A	L	61-65	Virginia (NR/16)
F. 4	A	L	65-67	Virginia Tech
F. 7	H	L	62-64	Maryland
F. 11	A	W	78-58	Wake Forest
F. 14	H	W	60-48	Virginia (NR/22)
F. 18	A	L	52-74	N. Carolina (NR/8)
F. 21	A	W	56-37	Georgia Tech
F. 25	H	W	^72-69	NC State
M. 1	H	W	58-56	Virginia Tech



ALL-TIME RESULTS

M.4 A L 72-80 Florida State (NR/22)
 M.8 N2 L 63-68 Virginia Tech
 N1 — Diamond Head Classic in Honolulu, Hawaii; N2 — ACC Tournament in Atlanta, Ga.;
 ^ denotes overtime

2012-13 (13-18 OVERALL, 5-13 ACC, T-10TH)

N.12	H	W	77-44	Presbyterian
N.16	A	W	72-55	Furman
N.22	N1	L	49-57	Gonzaga (NR/17)
N.23	N1	W	69-48	UTEP
N.25	N1	W	59-44	Marist
N.28	H	L	61-73	Purdue
D.2	A	W	64-55	South Carolina
D.8	H	L	54-66	Arizona (NR/8)
D.15	H	W	80-57	Florida A&M
D.19	A	L	46-69	Coastal Carolina
D.23	H	W	77-41	SC State
J.1	H	W	92-51	The Citadel
J.5	H	L	66-71	Florida State
J.8	A	L	40-68	Duke (NR/1)
J.12	H	W	59-44	Virginia
J.15	H	W	60-44	Wake Forest
J.20	A	L	62-66	NC State (NR/14)
J.24	A	L	57-60	Florida State
J.27	H	W	77-70	Virginia Tech
J.29	H	W	63-60	Georgia Tech
F.2	A	L	68-75	Boston College
F.7	A	L	41-78	Virginia
F.10	H	L	57-58	NC State
F.14	A	W	56-53	Georgia Tech
F.17	H	L	43-45	Miami (Fla.) (NR/3)
F.23	A	L	59-72	Maryland
F.28	H	L	59-68	North Carolina
M.2	A	L	61-69	Virginia Tech
M.5	H	L	61-68	Boston College
M.9	A	L	49-62	Miami (Fla.) (NR/6)
M.14	N2	L	69-73	Florida State

N1 — Old Spice Classic (Orlando, Fla.); N2 — ACC Tournament (Greensboro, N.C.)


2013-14 (23-13 OVERALL, 10-8 ACC, 6TH)

N.8	H	W	71-56	Stetson
N.13	H	W	58-37	Delaware State
N.17	H	W	71-57	South Carolina
N.21	N1	W	72-58	Temple
N.22	N1	W	85-54	Davidson
N.24	N1	L	56-62	Massachusetts
N.29	H	W	69-40	Coastal Carolina
D.3	H	W	65-49	SC State
D.7	A	L	68-74	Arkansas
D.14	H	W	71-35	Furman
D.19	A	L	64-66	Auburn
D.30	H	W	80-50	VMI
J.4	A	W	62-60	Boston College
J.9	H	L	41-56	Florida State
J.11	H	W	72-59	Duke (NR/16)
J.15	A	W	56-49	Virginia Tech
J.18	H	W	61-53	Wake Forest
J.21	A	L	43-76	Pittsburgh (NR/20)
J.26	A	L	61-80	North Carolina
F.1	A	W	53-49	Florida State
F.4	H	W	45-41	Georgia Tech
F.9	A	L	44-57	Syracuse (NR/1)
F.11	A	L	^64-68	Notre Dame
F.15	H	L	58-63	Virginia (NR/17)
F.18	H	W	73-56	NC State
F.22	A	W	63-55	Georgia Tech
F.25	A	L	57-62	Wake Forest
M.2	H	W	^77-73	Maryland
M.4	H	W	58-54	Miami
M.8	H	L	^78-83	Pittsburgh
M.13	N2	W	^69-65	Georgia Tech
M.14	N2	L	62-63	Duke (NR/7)
M.18	H3	W	78-66	Georgia State
M.23	H3	W	50-49	Illinois
M.25	H3	L	73-68	Belmont
A.1	N3	L	59-65	SMU

N1 — Charleston Classic (Charleston, S.C.); N2 — ACC Tournament (Greensboro, N.C.); N3 — Postseason NIT; N3 — NIT Semifinal (New York, N.Y.)

2014-15 (16-15 OVERALL, 8-10 ACC, T-9TH)

N.14	H	W	86-41	Florida A&M
N.17	H	L	74-77	Winthrop
N.21	N1	L	70-72	Gardner-Webb
N.22	N1	W	59-50	Nevada
N.24	N1	W	64-61	LSU
N.28	H	W	62-59	High Point
D.1	H	L	64-69	Rutgers
D.7	H	W	^68-65	Arkansas (NR/18)
D.14	H	W	72-61	Auburn
D.19	A	L	45-68	South Carolina
D.22	H	W	70-60	Oakland
D.30	H	W	64-57	Robert Morris
J.3	H	L	50-74	North Carolina (NR/19)
J.7	A	L	52-58	Louisville (NR/5)
J.10	A	W	71-62	Pittsburgh
J.13	A	L	42-65	Virginia (NR/2)
J.17	H	W	66-53	Syracuse
J.19	H	L	55-59	Florida State
J.24	H	L	59-57	Wake Forest
J.28	A	W	68-57	NC State
J.31	H	W	64-49	Boston College



THE 2007-08 TEAM ADVANCED TO THE ACC CHAMPIONSHIP GAME AND WON 24 GAMES.

F.4	A	W	62-56	Florida State
F.8	A	L	45-56	Miami
F.10	H	L	58-60	Notre Dame (NR/10)
F.14	H	W	75-54	Virginia Tech
F.16	A	L	52-63	Georgia Tech
F.21	A	L	56-78	Duke (NR/4)
F.28	H	W	^70-63	Georgia Tech
M.3	H	L	61-66	NC State
M.7	A	L	67-81	Notre Dame (NR/12)
M.11	N2	L	73-76	Florida State

N1 — Paradise Jam (St. Thomas, Virgin Islands); N2 — ACC Tournament (Greensboro, N.C.); ^ - denotes overtime

2015-16 (17-14 OVERALL, 10-8 ACC, T-7TH)

N.13	H	W	74-40	NC Central
N.15	H	W	78-45	UTSA
N.19	H	W	76-56	Texas Southern
N.23	N1	L	65-82	UMass
N.25	N1	W	76-58	Rutgers
N.30	A	L	83-89	Minnesota
D.2	H	W	76-56	USC Upstate
D.6	H	W	66-51	Wofford
D.13	H	L	50-51	Alabama
D.15	H	W	69-41	Presbyterian
D.18	H	L	59-65	S. Carolina (NR/25)
D.22	A	L	48-71	Georgia
D.30	A	L	69-80	N. Carolina (NR/7)
J.2	H	W	84-75	Florida State
J.5	A	W	^74-73	Syracuse
J.10	H	W	66-62	Louisville (NR/16)
J.13	H	W	68-63	Duke (NR/9)
J.16	H	W	76-65	Miami (NR/8)
J.19	A	L	62-69	Virginia (NR/13)
J.27	H	W	73-60	Pittsburgh
J.30	A	L	65-76	Florida State
F.2	A	W	76-62	Wake Forest
F.6	A	L	57-60	Virginia Tech
F.8	H	L	83-89	Notre Dame
F.13	H	W	66-52	Georgia Tech
F.17	H	W	65-54	Boston College
F.20	A	L	74-77	NC State
F.23	A	L	73-75	Georgia Tech
M.1	H	L	57-64	Virginia (NR/4)
M.5	A	W	66-50	Boston College
M.9	N2	L	^85-88	Georgia Tech

N1 — MGM Grand Main Event (Las Vegas, Nev.); N2 — ACC Tournament (Washington, D.C.); ^ - denotes overtime
 Note: All Home Games in Greenville, S.C.

2016-17 (17-16 OVERALL, 6-12 ACC, 12TH)

N.11	H	W	74-64	Georgia
N.17	N1	W	95-78	Davidson
N.18	N1	L	77-83	Xavier
N.20	N1	L	64-70	Oklahoma
N.25	H	W	83-74	High Point
N.30	H	W	60-58	Nebraska
D.4	H	W	85-43	Coppin State
D.10	H	W	90-47	Mercer
D.13	H	W	93-65	SC State
D.18	A	W	67-54	Alabama
D.21	A	W	62-60	S. Carolina (NR/20)
D.28	H	W	87-73	UNC Wilmington
D.31	A	W	73-68	Wake Forest
J.3	H	L	^86-89	N. Carolina (NR/14)
J.7	A	L	70-75	Notre Dame (NR/21)
J.12	A	L	63-75	Georgia Tech
J.14	H	L	73-77	Virginia (NR/18)
J.19	A	L	60-92	Louisville (NR/11)

J.22	H	L	81-82	Virginia Tech
J.28	A	W	67-60	Pittsburgh
F.1	H	W	74-62	Georgia Tech
F.5	A	L	61-109	Florida State (NR/15)
F.7	H	L	81-82	Syracuse
F.11	A	L	62-64	Duke (NR/18)
F.14	H	W	95-83	Wake Forest
F.18	A	L	65-71	Miami
F.21	A	L	70-71	Virginia Tech
F.25	H	L	74-76	Florida State (NR/19)
M.1	H	W	78-74	NC State
M.4	H	W	82-68	Boston College
M.7	N2	W	75-61	NC State
M.8	N2	L	72-79	Duke (NR/14)
M.14	H3	L	69-74	Oakland

N1 — Tire Pros Invitational (Orlando, Fla.); N2 — ACC Tournament (Brooklyn, N.Y.); N3 — Postseason NIT; ^ - denotes overtime

2017-18 (25-10 OVERALL, 11-7 ACC, T-3RD)

N.10	H	W	85-57	Western Carolina
N.12	H	W	87-63	North Carolina A&T
N.16	N1	W	81-76	Ohio
N.17	N1	W	78-59	Hofstra
N.19	N1	L	60-67	Temple
N.24	H	W	84-77	Texas Southern
N.29	A	W	79-65	Ohio State
D.3	H	W	83-52	UNC Asheville
D.9	H	W	81-59	Samford
D.16	N2	W	71-69	Florida (NR/22)
D.19	H	W	64-48	South Carolina
D.22	H	W	89-60	Louisiana-Lafayette
D.30	H	W	78-62	NC State
J.3	A	W	74-70	Boston College (25/NR)
J.6	H	W	^74-69	Louisville (25/NR)
J.11	A	L	77-78	NC State (19/NR)
J.13	H	W	72-63	Miami (19/18)
J.16	A	L	79-87	N. Carolina (20/15)
J.20	H	W	67-58	Notre Dame (20/NR)
J.23	A	L	36-61	Virginia (18/2)
J.28	A	W	72-70	Georgia Tech (18/NR)
J.30	H	W	82-78	N. Carolina (20/19)
F.3	A	W	75-67	Wake Forest (20/NR)
F.8	H	W	72-48	Pittsburgh (16/NR)
F.14	A	L	^79-81	Florida State (11/NR)
F.18	H	L	57-66	Duke (11/12)
F.21	A	L	58-65	Virginia Tech (15/NR)
F.24	H	W	75-67	Georgia Tech (15/NR)
F.28	H	W	76-63	Florida State (18/NR)
M.3	A	L	52-55	Syracuse (18/NR)
M.8	N3	W	90-82	Boston College (19/NR)
M.9	N3	L	58-64	Virginia (19/1)
M.16	N4	W	79-68	New Mexico St. (20/NR)
M.18	N4	W	84-53	Auburn (20/16)
M.23	N5	L	76-80	Kansas (20/9)

N1 — Charleston Classic (Charleston, S.C.); N2 — MetroPCS Orange Bowl Classic (Sunrise, Fla.); N3 — ACC Tournament (Brooklyn, N.Y.); N4 — NCAA Tournament (San Diego, Calif.); N5 — NCAA Tournament (Omaha, Neb.)

2018-19 (20-14 OVERALL, 9-9 ACC, 9TH)

N.6	H	W	100-80	The Citadel (22/NR)
N.9	H	W	71-51	NC Central (22/NR)
N.14	H	W	75-59	SamHoustonState (19/NR)
N.19	N1	W	72-69	vs. Akron (16/NR)
N.20	N1	W	64-49	vs. Georgia (16/NR)
N.21	N1	L	82-87	vs. Creighton (16/NR)
N.26	H	L	66-68	Nebraska
D.4	H	W	65-60	Saint Peter's

D.8	N2	L	71-82	Mississippi State (NR/22)
D.15	H	W	74-66	Radford
D.18	H	W	78-51	Charleston Southern
D.22	A	W	78-68	South Carolina
D.30	H	W	84-67	Lipscomb
J.5	A	L	68-87	Duke (NR/1)
J.9	A	L	53-61	Syracuse
J.12	H	L	43-63	Virginia (NR/4)
J.16	H	W	72-60	Georgia Tech
J.22	A	L	68-77	Florida State
J.26	A	L	67-69	NC State
J.29	H	W	82-69	Pittsburgh
F.3	H	W	64-37	Wake Forest
F.6	A	W	65-42	Georgia Tech
F.9	H	W	59-51	Virginia Tech (NR/11)
F.13	A	L	64-65	Miami
F.16	A	L	55-56	Louisville
F.19	H	L	64-77	Florida State
F.23	H	W	76-66	Boston College
F.27	A	W	62-48	Pittsburgh
M.2	H	L	79-81	North Carolina (NR/5)
M.6	A	W	64-62	Notre Dame
M.9	H	W	67-55	Syracuse
M.13	N3	L	58-59	NC State
M.19	H1	W	75-69	Wright State
M.24	H2	L	55-63	Wichita State

N1 — Cayman Islands Classic (Grand Cayma, Cayman Islands); N2 — Never Forget Tribute Classic (Newark, N.J.); N3 — ACC Tournament (Charlotte, N.C.); H1 — NIT First Round (Clemson, S.C.); H2 — NIT Second Round (Clemson, S.C.)

2019-20 (16-15 OVERALL, 9-11 ACC, 8TH)

N.5	H	L	60-67	Virginia Tech
N.7	H	W	79-45	Presbyterian
N.10	H	W	81-68	Colgate
N.17	H	W	87-65	Detroit Mercy
N.21	H	W	87-51	Alabama A&M
N.24	N1	W	^62-60	TCU
N.26	N1	L	67-71	Colorado (NR/21)
D.2	A	L	60-78	Minnesota
D.8	A	L	53-72	Florida State (NR/17)
D.15	H	L	54-67	South Carolina
D.20	H	W	68-39	Jacksonville
D.22	H	L	45-54	Yale
D.31	H	L	^68-73	Miami (Fla.)
J.4	H	W	81-70	NC State
J.11	A	W	^79-76	North Carolina
J.14	H	W	79-72	Duke (NR/3)
J.18	A	L	54-60	NC State
J.21	H	W	71-68	Wake Forest
J.25	A	L	62-80	Louisville (NR/6)
J.28	H	W	71-70	Syracuse
F.1	A	L	44-56	Wake Forest
F.5	A	L	44-51	Virginia
F.9				

ALL-TIME RESULTS

2020-21 (16-8 OVERALL, 10-6 ACC, T-5TH)

N. 25	N1	W	53-42	Mississippi State
N. 26	N1	W	81-70	Purdue
D. 2	H	W	75-38	South Carolina State
D. 9	H	W	67-51	Maryland
D. 12	N2	W	64-56	Alabama
D. 15	A	L	60-66	Virginia Tech(24/NR)
D. 19	A	---	PPD.	South Carolina
D. 21	H	W	66-51	MoreheadState(24/NR)
D. 29	H	W	77-67	Florida State(NR/18)
J. 2	A	W	66-65	Miami (Fla.)
J. 5	H	W	^74-70	NC State (19/RV)
J. 9	A	---	PPD.	North Carolina
J. 12	A	---	PPD.	Syracuse
J. 16	H	L	50-85	Virginia (12/18)
J. 20	A	L	65-83	Georgia Tech(20/NR)
J. 23	A	L	61-80	Florida State(20/NR)
J. 27	H	W	54-50	Louisville (NR/25)
J. 30	A	L	53-79	Duke
F. 2	H	W	63-50	North Carolina
F. 6	H	W	78-61	Syracuse
F. 12	H	W	74-72	Georgia Tech
F. 17	A	---	PPD.	Notre Dame
F. 21	A	---	PPD.	Pittsburgh
F. 24	A	W	60-39	Wake Forest
F. 27	H	W	66-58	Miami
M. 3	A	L	54-64	Syracuse
M. 6	H	W	77-62	Pittsburgh
M. 10	N3	L	64-67	Miami (Fla.)
M. 19	N4	L	56-60	Rutgers
N1 --- Space Coast Challenge (Melbourne, Fla.); N2 --- Holiday Hoopsgiving (Atlanta, Ga.); N3 --- ACC Tournament (Greensboro, N.C.); N4 --- NCAA Tournament (Indianapolis, Ind.) Games with "PPD." were postponed due to COVID-19.				

2021-22 (17-16 OVERALL, 8-12 ACC, 10TH)

N. 9	H	W	64-53	Presbyterian
N. 12	H	W	76-68	Wofford
N. 15	H	W	93-70	Bryant
N. 18	N1	W	75-48	Temple
N. 19	N1	L	65-68	St. Bonaventure
N. 21	N1	L	59-66	West Virginia
N. 26	H	W	91-59	Charleston Southern
N. 30	A	L	64-74	Rutgers
D. 4	A	L	75-80	Miami (Fla.)
D. 11	N2	W	^90-80	Drake
D. 14	H	W	89-76	Miami (Ohio)
D. 18	H	W	70-56	South Carolina
D. 22	A	W	67-50	Virginia
J. 4	H	L	65-75	Virginia
J. 8	A	W	70-65	NC State
J. 12	A	L	56-72	Notre Dame
J. 15	H	L	68-70	Boston College
J. 18	A	L	78-91	Syracuse
J. 22	H	W	75-48	Pittsburgh
J. 25	A	L	69-71	Duke (NR/9)
F. 2	H	W	75-69	Florida State
F. 5	A	L	64-69	Georgia Tech
F. 8	H	L	77-79	North Carolina

F. 10	H	L	64-82	Duke (NR/7)
F. 12	H	L	61-76	Notre Dame
F. 15	A	L	80-81	Florida State
F. 19	A	L	61-70	Louisville
F. 23	H	W	80-69	Wake Forest
F. 26	A	W	70-60	Boston College
M. 2	H	W	68-65	Georgia Tech
M. 5	H	W	63-59	Virginia Tech
M. 8	N3	W	70-64	NC State
M. 9	N3	L	^75-76	Virginia Tech
N1 --- Charleston Classic (Charleston, S.C.); N2 --- Holiday Hoopsgiving (Atlanta, Ga.); N3 --- ACC Tournament (Greensboro, N.C.)				

2022-23 (23-11 OVERALL, 14-6 ACC, 3RD)

N. 7	H	W	80-69	The Citadel
N. 11	A	L	58-60	South Carolina
N. 15	H	W	81-70	USC Upstate
N. 18	H	W	76-66	Bellarmine
N. 21	H	W	72-41	Loyola Maryland
N. 25	N1	L	71-74	Iowa (NR/25)
N. 26	N1	W	67-59	California
N. 29	H	W	^101-94	Penn State
D. 2	H	W	77-57	Wake Forest
D. 7	H	W	80-75	Towson
D. 10	N2	L	58-76	Loyola Chicago
D. 17	N3	W	85-57	Richmond
D. 21	A	W	79-66	Georgia Tech
D. 20	H	W	78-64	NC State
J. 4	A	W	68-65	Virginia Tech
J. 7	A	W	75-74	Pittsburgh
J. 11	H	W	83-70	Louisville
J. 14	H	W	72-64	Duke (NR/24)
J. 17	A	L	77-87	Wake Forest (19/NR)
J. 21	H	W	51-50	Virginia Tech(19/NR)
J. 24	H	W	72-51	Georgia Tech(24/NR)
J. 28	A	W	82-81	Florida State(24/NR)
J. 31	A	L	54-62	Boston College(20/NR)
F. 4	H	L	74-78	Miami (Fla.) (20/23)
F. 11	A	L	71-91	North Carolina
F. 15	H	W	94-54	Florida State
F. 18	A	L	73-83	Louisville
F. 22	H	W	91-73	Syracuse
F. 25	A	W	96-71	NC State
F. 28	A	L	57-64	Virginia (NR/13)
M. 4	H	W	87-64	Notre Dame
M. 9	N4	W	80-64	NC State
M. 10	N4	L	56-76	Virginia (NR/13)
M. 15	H	L	64-68	Morehead State
N1 --- Emerald Coast Classic (Destin, Fla.); N2 --- Holiday Hoopsgiving (Atlanta, Ga.); N3 --- Greenville Winter Invitational (Greenville, S.C.); N4 --- ACC Tournament (Greensboro, N.C.)				

2023-24 (24-12 OVERALL, 11-9 ACC, 5TH)

N. 6	H	W	78-56	Winthrop
N. 10	N1	W	77-76	UAB
N. 12	N1	W	68-65	Davidson
N. 19	H	W	85-68	Boise State
N. 24	H	W	90-69	Alcorn State
N. 28	A	W	85-77	Alabama (NR/23)

YEAR BY YEAR RPI & STRENGTH OF SCHEDULE

Year	RPI		Schedule	
1993-94	86	.5394	61	.5472
1994-95	79	.5503	52	.5486
1995-96	40	.5770	46	.5551
1996-97	11	.6159	8	.5879
1997-98	28	.5963	3	.6015
1998-99	98	.5336	70	.5391
1999-00	168	.4907	70	.5432
2000-01	168	.4903	94	.5247
2001-02	154	.4998	97	.5219
2002-03	87	.5398	81	.5346
2003-04	91	.5650	6	.6005
2004-05	93	.5350	36	.5621
2005-06	78	.5520	65	.5466
2006-07	34	.5927	37	.5688
2007-08	32	.6003	25	.5697
2008-09	36	.5936	52	.5563
2009-10	41	.5931	25	.5744
2010-11	55	.5707	63	.5680
2011-12	150	.5056	131	.5112
2012-13	187	.4881	123	.5208
2013-14	65	.5640	75	.5471
2014-15	106	.5306	61	.5517
2015-16	127	.5247	95	.5290
2016-17	75	.5508	32	.5819
2017-18	10	.6169	14	.5868
2018-19	60	.5630	41	.5647
2019-20	110	.5340	59	.5540
2020-21	31	.5857	28	.5611
2021-22	130	.5236	59	.5539
2022-23	80	.5530	128	.5150
2023-24	22	.6004	12	.5810

Note: RPI figures are for the entire season

D. 3	A	W	79-70	Pittsburgh
D. 6	H	W	72-67	South Carolina(24/NR)
D. 9	N2	W	74-66	TCU (24/NR)
D. 16	A	L	77-79	Memphis (13/NR)
D. 22	H	W	109-79	Queens (18/NR)
D. 29	H	W	93-58	Radford (18/NR)
J. 3	A	L	82-95	Miami (Fla.) (16/NR)
J. 6	H	L	55-65	North Carolina(16/8)
J. 10	A	L	72-87	Virginia Tech(21/NR)
J. 13	H	W	89-78	BostonCollege(21/NR)
J. 16	H	L	^90-93	Georgia Tech
J. 20	A	W	78-67	Florida State
J. 27	A	L	71-72	Duke (NR/12)
J. 30	H	W	70-64	Louisville
F. 3	H	L	65-66	Virginia
F. 6	A	W	80-76	North Carolina(NR/3)
F. 10	A	W	77-68	Syracuse
F. 14	H	W	77-60	Miami (Fla.)
F. 17	H	L	77-78	NC State
F. 21	A	W	81-57	Georgia Tech
F. 24	H	W	74-63	Florida State
F. 27	H	W	69-62	Pittsburgh
M. 2	A	L	62-69	Notre Dame
M. 5	H	W	90-75	Syracuse
M. 9	A	L	76-81	Wake Forest

M. 13	N3	L	55-76	Boston College
M. 22	N4	W	76-55	New Mexico
M. 24	N4	W	72-64	Baylor (NR/14)
M. 28	N5	W	77-72	Arizona (NR/9)
M. 30	N5	L	82-89	Alabama (NR/19)
N1 --- Asheville Championship (Asheville, N.C.); N2 --- Hall of Fame Series Toronto (Toronto, Canada); N3 --- ACC Tournament (Washington, D.C.); N4 --- NCAA Tournament (Memphis, Tenn.); N5 --- NCAA Tournament (Los Angeles, Calif.)				

Note: Numbers in parenthesis are Clemson's AP rank/opponent AP rank prior to the game. Not all rankings are known prior to each game. "u" represents the ranking according to UPI.

THE 2023-24 TEAM ADVANCED TO THE SCHOOL'S SECOND ELITE EIGHT AND WON 24 GAMES.



NCAA **MARCH MADNESS**

ARIZONA WILDCATS									
PLAYER	PTS	REB	AST	STL	BLK	MIN	FG	FT	PF
10. J. BRADLEY	18	4	3	1	2	4	7	2	2
2. CLAYTON	13	2	1	1	0	2	5	2	1
3. P. BRADSHAW	8	2	4	1	0	2	3	2	1
5. K. LEWIS	7	2	1	1	0	2	2	1	0
10. J. JOHNSON	6	1	3	1	0	2	2	1	0
TEAM STATS	72.5	17.9	11.9	4.4	1.9	9	44	78	19

WOMEN'S BASKETBALL CHAMPIONSHIP

CLEMSON BASKETBALL

ELITE EIGHT RUN



2ND


CLEMSON TEAM TO REACH ELITE EIGHT (1980)

1ST

TO WIN 3 GAMES AS AN UNDERDOG (1985)

3

PLAYERS EARNED ALL-WEST REGION HONORS
CHASE HUNTER
IAN SCHIEFFELIN
PJ HALL



DANIEL
NAUSEEF




JAEDEN
ZACKERY



VIKTOR
LAKHIN




ASA
THOMAS



DALLAS
THOMAS




JACKSON
ROBERTS



MYLES
FOSTER




IAN
SCHEFFELIN



CHASE
HUNTER



DILLON
HUNTER



CHAUNCEY
WIGGINS



JAKE
HEIDBREDER



CHRISTIAN
REEVES




ACE
BUCKNER



ANDREW
LATIFF



MATT
KELLY



DEL
JONES

24

25

BASKETBALL
SCHEDULE

HOME || AWAY

NOV. 4	NOV. 8	NOV. 12	NOV. 17	NOV. 21	NOV. 25	NOV. 26		
CHARLESTON SOUTHERN	SAINT FRANCIS	EASTERN KENTUCKY	BOISE STATE	RADFORD	SAN FRANCISCO	PENN STATE OR FORDHAM		
NOV. 29	DEC. 3	DEC. 7	DEC. 14	DEC. 17	DEC. 21	JAN. 1	JAN. 4	JAN. 7
FLORIDA A&M	KENTUCKY	MIAMI(FLA.)	MEMPHIS	SOUTH CAROLINA	WAKE FOREST	STANFORD	CALIFORNIA	LOUISVILLE
JAN. 11	JAN. 14	JAN. 18	JAN. 22	JAN. 25	FEB. 1	FEB. 4	FEB. 8	
FLORIDA STATE	GEORGIA TECH	PITTSBURGH	SYRACUSE	VIRGINIA TECH	NC STATE	GEORGIA TECH	DUKE	
FEB. 10	FEB. 15	FEB. 22	FEB. 26	MAR. 1	MAR. 5	MAR. 8		
NORTH CAROLINA	FLORIDA STATE	SMU	NOTRE DAME	VIRGINIA	BOSTON COLLEGE	VIRGINIA TECH		