

CLEMSON UNITED HISTORY & RECORDS

THRU 2023



TABLE OF CONTENTS

GENERAL INFORMATION

Table of Contents.....	2
Quick Facts.....	3

SINGLE MATCH RECORDS

Individual.....	4-5
Team.....	6

SINGLE SEASON RECORDS

Individual.....	7-8
Goalkeeper.....	9
Team.....	10

YEARLY LEADERS

Individual.....	11-12
Goalkeepers.....	13
Class Records.....	14

STAT CHAMPIONS

ACC.....	15
National.....	16

CAREER RECORDS

Individual.....	17-18
Goalkeeper.....	19

SCORING AND OVERTIME

Hat Tricks.....	20-21
Last Minute Goals.....	22-23
Overtime Matches.....	24-26

YEARLY RECORDS

Fred Kirshner.....	27
Dr. I.M. Ibrahim.....	27
Trevor Adair.....	28
Phil Hindson.....	28
Mike Noonan.....	28

YEARLY TEAM STATS

Yearly Team Stats.....	29
Miscellaneous.....	29-30

ALL-TIME RESULTS

Year-By-Year.....	31-39
Against All Competition.....	40-41
Series Score.....	42-49

TOURNAMENTS

Reg. Season.....	50
All-Tournament Teams.....	51
ACC.....	52-56
NCAA Tournament Records.....	57
NCAA Tournament Results.....	58-60
2021 Championship Run.....	61-63

RANKINGS

Weekly Polls.....	64-66
All-Time Data.....	66
Final Polls.....	66

AWARDS & HONORS

MAC Hermann Trophy.....	67
NSCAA Awards.....	67
NSCAA/United Soccer Coaches All-Americans.....	67
College Soccer News Awards.....	67-68
All-Final Four.....	68
TDS All-Americans.....	68
NSCAA All-South.....	69
ACC Awards.....	70-71
All-ACC.....	72-73
Generation Adidas.....	74
National Teams of the Week.....	74
Clemson University Hall of Fame.....	75
South Carolina Hall of Fame.....	75

Team Award Winners.....	75
High School Awards.....	75-76
MLS SuperDraft Selections.....	76
National Teams.....	77
Academic Honors.....	78
ACC Honor Roll.....	78-79

ALL-TIME STARTERS

1967-1976.....	80
1977-1988.....	80-81
1989-2000.....	81-82
2001-2013.....	82-83
2014-2021.....	83-84

STARS FROM THE PAST

Players.....	85-90
Letterwinners.....	91-94

QUICK FACTS

GENERAL INFORMATION

Institution	Clemson University
Nickname	Tigers
Location	Clemson, S.C. 29633
Colors	Tiger Orange & Regalia
Founded	1889
Enrollment	26,406 (Fall '21)
President	Dr. James P. Clements (Maryland-Baltimore County '85)
Director of Athletics	Graham Neff (Georgia Tech '06)
Senior Woman Administrator	Stephanie Ellison-Johnson
Affiliation	NCAA Division I
Conference	Atlantic Coast Conference (ACC)

PROGRAM HISTORY

Active Years of Program	Spring of 1934-1939; 1967-Present
Seasons of Soccer	64
Facility/Year (Capacity)	Historic Riggs Field/1915 (6,500)
All-time Record	744-293-103
Home Record	522-118-47
Historic Riggs Field	453-115-45
Fike Intramural Field	69-3-2
Away Record	185-137-46
Neutral Record	38-38-9
ACC Regular Season Record	190-142-42
Home Record	109-61-16
Away Record	81-81-26
Non-Conference Record	546-145-57
Hermann Trophy Winners	4
All-American Honors	44
NSCAA Southern Region Champions	9
	1973, 1975, 1976, 1977, 1978, 1979, 1985, 1993, 1998
World Collegiate Champions	3
	1984, 1987, 2021

CLEMSON MEN'S SOCCER COACHING HISTORY

Name	Seasons (Years)	Clemson Record	ACC Record
Fred Kirshner	7 (1934-1939)	8-6-4	N/A
Dr. I.M. Ibrahim	28 (1967-1994)	388-102-31	90-50-14
Trevor Adair	14 (1995-2008)	174-91-26	38-45-10
Phil Hindson	1 (2009)	6-12-1	2-6-0
Mike Noonan	14 (2010-Present)	168-82-41	60-41-18
TOTALS	64	744-293-103	190-142-42

*Matches during the 1933-34 and 1934-35 seasons were played during the spring. Matches from 1935-36 through 1939-40 were contested during the fall.

NCAA TOURNAMENT HISTORY

National Championships	4
	1984, 1987, 2021, 2023
College Cup Appearances	10
	1973, 1976, 1978, 1979, 1984, 1987, 2005, 2015, 2021, 2023
NCAA Quarterfinals (Rd. of 8)	17
	1973, 1976, 1977, 1978, 1979, 1984, 1987, 1997, 1998, 2001, 2002, 2005, 2015, 2016, 2019, 2021, 2023
NCAA Round of 16	29
	1972, 1973, 1974, 1975, 1976, 1977, 1978, 1979, 1981, 1982, 1984, 1985, 1987, 1993, 1995, 1997, 1998, 2000, 2001, 2002, 2005, 2006, 2014, 2015, 2016, 2019, 2020, 2021, 2023
NCAA Tournament Record	63-29-8
Home Matches	44-12-2
Away Matches	12-10-3
Neutral Site	7-7-3
Years in the Tournament	36

ACC HISTORY

ACC Champions	16
	1972, 1973, 1974, 1975, 1976, 1977, 1978, 1979, 1981, 1982 (tie), 1985, 1998, 2001, 2014, 2020, 2023
ACC Regular Season Champions	15
	1972, 1973, 1974, 1975, 1976, 1977, 1978, 1979, 1981, 1982, 1985, 1990, 1993, 1998, 2019

2024 COACHING STAFF

Head Coach	Mike Noonan (Middlebury College '83)
Record at Clemson	168-82-41 (14 Seasons)
ACC Regular Season Record at Clemson	60-41-18 (14 Seasons)
Overall Coaching Record	392-198-82 (35 Seasons)
Associate Head Coach	Phil Jones (Embry Riddle Aeronautical University '02) <i>Entering 15th season at Clemson in 2024</i>
Assistant/Goalkeeping Coach	Camilo Rodriguez (Southern Wesleyan University '04) <i>Entering 9th season at Clemson in 2024</i>
Director of Operations	Rob Thompson (Maine '89) <i>Entering 8th season at Clemson in 2024</i>

2024 SUPPORT STAFF

Strength & Conditioning	Rick Franzblau
Athletic Training	Raz Razayeski
Nutrition	Caroline Klinger
Academic Advisor	Lindsey Ricketts
Administrative Coordinator	Roberta Balliet
Student Manager	Jackson Morris

CLEMSON MEN'S SOCCER ATHLETIC COMMUNICATIONS

CLEMSON ATHLETIC COMMUNICATIONS

Men's Soccer Contact	Chandler Simpson (Clemson '10)
Email	mcsimp2@g.clemson.edu
Cell Phone	(864) 918-9843
Men's Soccer Secondary	Carson Riley (Texas Tech '23)
Email	criley3@g.clemson.edu
Assoc. AD - Communications	Jeff Kallin (Clemson '07)
Email	kallin@clemson.edu

CLEMSON ATHLETICS

Website	ClemsonTigers.com
Ticket Office Phone	1-800-CLEMSON
Social Media	@ClemsonMSoccer // #ClemsonUnited // @ClemsonTigers

ACC MEDIA RELATIONS

Andy Fledderjohann is the men's soccer athletic communications contact at the ACC office. He can be reached at 336-369-1002 (office) or via email at afledder@theacc.org.

SINGLE MATCH RECORDS

GOALS SCORED BY A CLEMSON PLAYER

Rk.	No.	Name	Site-Opp.	Date
1.	7#	Nnamdi Nwokocha	H- Belmont Abbey	9-9-79
2.	6	Henry Abadi	A-Western Carolina	9-26-73
3.	5	Leo Serrano	H- Erskine	10-10-67
	5	Andy Demori	A-Emory	10-10-70
	5	Nabeel Kammoun	A-Jacksonville	9-25-71
	5	Joe Babashak	H-Furman	11-10-71
	5	Henry Abadi	A- N.C. State	9-16-73
	5	Christian Nwokocha	H- Duke	10-26-75
	5	Wolde Harris	H-Vanderbilt	9-4-94
10.	4	Andy Demori	A-Emory	9-28-68
	4	Andy Demori	A-The Citadel	10-26-68
	4	Henry Abadi	H-Furman	10-3-73
	4	Woolley Ford	H-Furman	10-3-73
	4	Rennie Phillips	A-N.C. State	11-3-74
	4	George Hyles	H-North Carolina	10-18-74
	4	Godwin Ogbueze	A-N.C. State	10-19-75
	4	Christian Nwokocha	H-James Madison	10-27-76
	4	Christian Nwokocha	H-Florida Tech	9-11-77
	4	Nnamdi Nwokocha	H-Erskine	10-24-79
	4	Chuck Nash	H-Appalachian State	9-5-82
	4	Pearse Tormey	H-Presbyterian	10-3-89
	4	Jimmy Glenn	H-Santa Clara	10-7-90
	4	John Hammontree	H-Maryville	10-16-91
	4	Wael Salam	H-Mercer	9-29-92
	4	Wolde Harris	H-App. State	9-22-93
	4	Woldie Harris	H-Mercer	9-14-94
	4	Jeff Yenser	H-UNC Asheville	9-1-96
	4	Wojtek Krakowiak	H-Elon	10-28-98
	4	Mark Lisi	H-Winthrop	10-13-99
	4	Michael Brooks	H-Maryland	10-3-08

#-All 7 Goals Scored in First Half

MOST GOALS BY A CLEMSON OPPONENT

Rk.	No.	Name	Site-Opp.	Date
1.	4	Rasim Tugberg	A-Maryland	10-3-69
2.	3	Nick Skirka	H-Maryland	10-24-70
	3	Pato Gutierrez	A-Duke	10-27-70
	3	Matt Malloy	A-SIU-Edwardsville	12-9-79
	3	Jay Heaps	H-Duke	9-21-97
	3	Greg Oldfield	N1-Penn State	9-3-99
	3	Bobby O'Brien	A-Virginia Tech	11-21-03
	3	Andrew Wenger	H-Duke	9-16-11

MOST ASSISTS BY A CLEMSON PLAYER

Rk.	No.	Name	Site-Opp.	Date
1.	4	Mark Kinch	H-Erskine	10-7-92
	4	Miles Joseph	H-Francis Marion	9-28-93
	4	Rivers Guthrie	H-Mercer	9-14-94
	4	Eric Quill	H-UNC-Asheville	9-1-96
	4	Pablo Webster	A-UNC-Charlotte	11-5-00
6.	3	Mark Rubich	H-Erskine	10-10-67
	3	Schroeder	A-Oglethorpe	11-17-67
	3	Stu Clarkson	A-Furman	10-10-70
	3	Nabell Kammoun	H-Furman	10-10-71
	3	Roberto Bradford	H-Furman	10-10-71
	3	Clyde Browne	H-Virginia	10-29-72
	3	Nabell Kammoun	A-Western Carolina	9-26-73
	3	Woolley Ford	A-Western Carolina	9-26-73
	3	Clyde Watson	A-Jacksonville	9-30-74
	3	Douglas Scott	A-Jacksonville	9-30-74
	3	Joseph Awesu	H-Furman	10-17-79
	3	Nnamdi Nwokocha	H-Appalachian State	9-5-82
	3	Maxwell Amatasiro	H-Appalachian State	9-19-84
	3	Gary Conner	H-Mercer	9-5-84
	3	Gary Conner	H-Charleston	9-1-85

3	Paul Carollo	A-North Carolina	9-15-85
3	Eric Eichmann	H-Winthrop	9-29-85
3	Bruce Murray	H-USC-Spar.	10-16-85
3	Eric Eichmann	H-Charleston	8-31-86
3	Jamey Rootes	H-UNC-Asheville	9-1-87
3	Kevin England	H-Jacksonville	9-24-89
3	Pearse Tormey	H-Catawba	9-12-90
3	Imad Baba	H-Char. Southern	9-6-93
3	Rivers Guthrie	H-Mercer	9-14-94
3	Danny Care	H-The Citadel	9-20-95
3	Imad Baba	H-Wofford	11-1-95
3	Mark Lisi	H-Erskine	10-16-96
3	Scott Bower	H-Belmont	9-9-98
3	Wojtek Krakowiak	H-Belmont	9-9-98
3	Scott McIllroy	H-Belmont	9-9-98
3	Ian Fuller	H-Appalachian State	9-15-99
3	Bob Cavanaugh	H-Winthrop	10-13-99
3	Ross Goodacre	H-Hartford	9-3-00
3	Pablo Webster	H-N.C. State	9-24-00
3	Fabio Tambosi	H-Gardner-Webb	9-19-01
3	Fabio Tambosi	H-UNC-Greensboro	9-8-02
3	Justin Moore	H-Jacksonville	10-4-05
3	Hector Quintanar	H-Georgia State	8-29-06
3	Iman Mafi	H-Elon	11-22-15
3	Thales Moreno	H-UC Santa Barbara	11-29-15
3	Tanner Dieterich	H-Detroit Mercy	9-2-19
3	Robbie Robinson	H-Radford	10-22-19
3	Ousmane Sylla	H-Boston College	10-20-23
3	Mohamed Seye	H-Presbyterian	9-5-23

MOST ASSISTS BY A CLEMSON OPPONENT

Rk.	No.	Name	Site-Opp.	Date
1.	3	Tim Guelker	A-SIU-Edwardsville	12-9-79
	3	Neil Covone	A-Wake Forest	11-2-89
	3	Jeff Agoos	N-Virginia	11-8-92

MOST POINTS SCORED BY A CLEMSON PLAYER

Rk.	No.	Name	Site-Opp.	Date
1.	16	Nnamdi Nwokocha	H-Belmont Abbey	9-9-79
2.	12	Henry Abadi	A-Western Carolina	9-26-73
	12	Joe Babashak	H-Furman	11-10-71
	12	Henry Abadi	A-N.C. State	9-16-73
5.	11	Leo Serrano	H-Erskine	10-10-67
6.	10	Andy Demori	A-Emory	10-10-70
	10	Nabeel Kammoun	A-Jacksonville	9-25-71
	10	Christian Nwokocha	H-Duke	10-26-75
	10	Wolde Harris	H-Vanderbilt	9-4-94
	10	Andy Demori	H-Emory	9-28-68

MOST POINTS SCORED BY A CLEMSON OPPONENT

Rk.	No.	Name	Site-Opp.	Date
1.	8	Rasim Tugberk	A-Maryland	10-3-69
2.	7	Andrew Wenger	H-Duke	9-16-11
3.	6	Matt Malloy	A-SIU-Edwardsville	12-9-79
	6	Jay Heaps	H-Duke	9-21-97
	6	Greg Oldfield	N-Penn State	9-3-99
	6	Bobby O'Brien	A-Virginia Tech	11-21-03

MOST SHOTS BY A CLEMSON PLAYER

Rk.	No.	Name	Site-Opp.	Date
1.	19	Andy Demori	A-Emory	10-10-70
	19	Woolley Ford	A-The Citadel	10-7-73
3.	17	Andy Demori	A-Appalachian State	10-21-70
	17	Andy Demori	A-Furman	10-10-70
	17	Henry Abadi	H-Citadel	10-17-72

MOST SHOTS BY A CLEMSON OPPONENT

Rk.	No.	Name	Site-Opp.	Date
-----	-----	------	-----------	------

SINGLE MATCH RECORDS

1.	15	Cone	H-Furman	11-14-68
2.	13	Villa	A-SIU-Edwardsville	10-2-76

CLEMSON PLAYER WITH AT LEAST TWO GOALS

AND TWO ASSISTS IN THE SAME MATCH (38 TIMES/26 PLAYERS)

Player	Game Stats	Opponent	Date
Mark Rubich	2 Goals 3 Assists	H-Erskine	10-10-67
Andy Demori	4 Goals 2 Assists	H-Emory	9-28-68
Crag Daugherty	2 Goals 2 Assists	H-Georgia State	9-25-70
Andy Demori	4 Goals 2 Assists	H-Georgia State	9-25-70
Crag Daugherty	2 Goals 2 Assists	A-The Citadel	10-3-70
Andy Demori	2 Goals 2 Assists	A-Furman	11-10-70
Nabeel Kammoun	2 Goals 3 Assists	H-Furman	11-10-71
Roberto Bradford	2 Goals 3 Assists	H-Furman	11-10-71
Jon Babashak	4 Goals 2 Assists	H-Furman	11-10-71
Henry Abadi	5 Goals 2 Assists	A-N.C. State	9-16-73
Henry Abadi	3 Goals 3 Assists	H-Emory	9-21-73
Damian Ogunsuyi	2 Goals 2 Assists	A-N.C. State	10-19-75
Nnamdi Nwokocha	7 Goals 2 Assists	H-Belmont Abbey	9-9-79
Obed Ariri	3 Goals 2 Assists	H-Belmont Abbey	9-9-79
Mo Tinsley	3 Goals 2 Assists	H-Belmont Abbey	9-9-79
Nnamdi Nwokocha	2 Goals 2 Assists	A-North Carolina	10-21-79
Mo Tinsley	2 Goals 2 Assists	H-Georgia State	9-17-80
Nnamdi Nwokocha	2 Goals 2 Assists	A-N.C. State	9-20-81
Chuck Nash	2 Goals 2 Assists	H-Pfiever	10-31-82
Chuck Nash	2 Goals 2 Assists	H-Western Carolina	9-28-83
Gary Connor	2 Goals 3 Assists	H-Mercer	9-5-84
Pete Stebbins	2 Goals 2 Assists	H-Mercer	9-5-84
J.R. Fenton	2 Goals 2 Assists	H-Wofford	9-12-85
Dick Landgren	2 Goals 2 Assists	H-Winthrop	9-29-85
Bruce Murray	2 Goals 2 Assists	H-N.C. State	11-17-85
David Veghte	2 Goals 2 Assists	H-North Georgia	9-1-89
Pearse Tormey	2 Goals 3 Assists	H-Catawba	9-12-90
Jimmy Glenn	2 Goals 2 Assists	H-Lenoir Rhyne	10-23-91
Jimmy Glenn	2 Goals 2 Assists	H-Char. Southern	9-6-93
Miles Joseph	2 Goals 2 Assists	H-Char. Southern	9-6-93
Jeff Yenser	2 Goals 2 Assists	H-Wofford	10-9-96
Paul Stalteri	2 Goals 2 Assists	H-Wofford	10-9-96
Rivers Guthrie	3 Goals 2 Assists	H-Vanderbilt	9-4-94
Wojtek Krakowiak	2 Goals 2 Assists	H-Erskine	9-17-97
Mark Lisi	2 Goals 2 Assists	H-UNC Charlotte	11-23-97
Wojtek Krakowiak	2 Goals 2 Assists	H-Belmont	9-9-98
Mark Lisi	2 Goals 2 Assists	H-Char. Southern	10-7-98
Mark Lisi	2 Goals 2 Assists	H-Cal St. Fullerton	10-1-00

GOALKEEPER SINGLE MATCH

MOST GOALKEEPER SAVES BY A CLEMSON PLAYER

Rk.	No.	Name	Site-Opp.	Date
1.	25	Gary Pace	A-Warren Wilson	11-2-68
2.	22	Denis Carrington	H-Howard	10-6-74
3.	21	Paul Smith	A-N.C. State	11-11-67
4.	20	Gary Pace	H-Duke	10-24-69
5.	18	Gary Pace	A-N.C. State	11-8-69
6.	17	Paul Smith	H-Warren Wilson	11-4-67
	17	Gary Pace	A-Erskine	11-5-68
8.	16	Jamie Swanner	A-Duke	11-20-82
9.	15	Sean Burke	A-N.C. State	9-20-81

MOST GOALKEEPER SAVES BY A CLEMSON OPPONENT

Rk.	No.	Name	Site-Opp.	Date
1.	26	Bill Finneyfrock	H-Erskine	9-25-75
2.	24	Williams	A-Furman	11-14-68
3.	23	Marshall Withers	H-Furman	9-26-74
	23	Dave Dolphus	A-South Florida	10-4-74
5.	21	Larry Goldberg	A-North Carolina	10-4-81
	21	Adams	A-The Citadel	10-26-68
7.	20	Dave Williams	A-Furman	10-6-67

SHORTEST TIME BETWEEN CLEMSON GOALS

vs. So. Carolina at Clemson, SC, 11-3-91
 :18 - David McGuire, 48:38, Garrett Cronin, 48:56
 vs. Charleston Southern at Clemson, SC, 9-5-90
 :19 - Chris Martinez, 51:15, Jimmy Glenn, 51:34
 vs. Brown at Clemson, SC, 9-15-78
 :21 - Marwan Kamaruddin, 23:38, Taiwo Ogunjobi 23:59
 vs. Furman at Clemson, SC, 10-17-79
 :22 - Nnamdi Nwokocha, 18:46, Obed Ariri 19:08
 vs. UNC-Asheville, at Clemson, SC 10-26-94
 :23 - Wolde Harris, 15:10, Bryan Sproviero, 15:33
 vs. Davis & Elkins, at Clemson, SC 10-23-81
 :24 - Maxwell Amatasiro, 46:18, Nnamdi Nwokocha 46:42
 vs. North Carolina, at Clemson, SC, 9-11-94
 :31 - Wolde Harris, 17:09, Wolde Harris, 17:40

20	Whitaker	H-Oglethorpe	10-27-67	
9.	18	Dick Craft	H-Erskine	10-10-67

Minimum Time Elapsed Between Goals Scored by Same Individual

:31	Wolde Harris vs. North Carolina	9-11-94
:36	Kimarni Smith vs. North Carolina	10-27-20

Minimum Time Elapsed from Start of Game Until First Goal

:24	Amadou Dia vs. Wake Forest	9-9-11
:25	Ousmane Sylla vs. UCF	8-24-23
:28	Manolo Sanchez vs. N.C. State	9-14-13
:25	Austin Savage vs. N.C. State	10-31-10
:27	Isaiah Reid vs. Washington	12-12-21
:39	Wolde Harris vs. Vanderbilt	9-4-94

Most Goals in a Half:

7	Nnamdi Nwokocha vs. Belmont Abbey,	9-9-79
---	------------------------------------	--------

Most Assists in a Half:

4	Mark Kinch vs. Erskine	10-7-92
4	Miles Joseph vs. Francis Marion	9-28-93
4	Eric Quill vs. UNC-Asheville	9-1-96

Four Players Scoring Two or More Goals in a Single Game:

Crag Daugherty (2), Nabeel Kammoun (2), Roberto Bradford (2) and Jon Babashak (4) **vs. Furman** **11-10-71**
 Henry Abadi (4), Woolley Ford (4), Clyde Browne (2) and Ron Geisbers (2) **vs. Furman** **10-3-73**
 Jimmy Glenn (2), Wolde Harris (2) Miles Joseph (2), and Sylvan Bednar (2) **vs. Charleston Southern** **9-6-93**

TEAM SINGLE MATCH RECORDS

CLEMSON GOALS

Rk.	No.	Site-Opp.	Date
1.	18	H-Flagler	10-31-76
2.	16	H-Furman	10-3-73
3.	14	H-Bel. Abbey	9-9-79
4.	13	A-W. Carolina	9-26-73
	13	A-Furman	9-29-76
	13	H-Jacksonville	9-28-75
	13	H-N.Georgia	9-1-89
8.	12	H-Furman	11-10-71
9.	11	H-Mercer	11-5-86
	11	H-Maryville	10-16-91
	11	H-Char. South.	9-6-93
	11	H-Erskine	9-17-97

CLEMSON ASSISTS

Rk.	No.	Site-Opp.	Date
1.	13	H- Detroit Mercy	9-2-19
2.	12	H-N. Georgia	9-1-89
	12	H-Erskine	9-17-97
4.	11	A-The Citadel	10-3-70
	11	H-Char. South.	10-7-98
6.	10	H-Mercer	11-5-86
	10	H-Furman	11-10-71
	10	H-Emory	9-21-73
	10	H-Char. South.	9-6-93
	10	H-Wofford	11-1-95
	10	H-Belmont	9-9-98
	10	H-Winthrop	10-13-99
	10	H-G.-Webb	9-19-02
	10	H-G.-Webb	9-17-14

CLEMSON POINTS

Rk.	No.	Site-Opp.	Date
1.	38	H-Flagler	10-31-76
	38	H-Furman	10-3-73
	38	H-N.Georgia	9-1-89
4.	37	A-W. Carolina	9-26-73
	37	H-Bel. Abbey	9-9-79
6.	34	H-Furman	11-10-71
	34	H-Furman	9-17-97
8.	32	H-Mercer	11-5-86
	32	H-Char. South.	9-6-93
10.	31	A-The Citadel	10-3-70

CLEMSON SHOTS

Rk.	No.	Site-Opp.	Date
1.	48	H-Furman	10-27-77
2.	42	H-Flagler	10-31-76
	42	H-Madison	10-26-76
	42	H-Erskine	9-25-75
5.	41	N-Phil. Textile	12-10-78
	41	H-No. Georgia	9-1-89

CLEMSON CORNER KICKS

Rk.	No.	Site-Opp.	Date
1.	19	N-Sewanee	10-9-70
	19	H-Ga. Southern	10-8-97
	19	H-Pfeiffer	11-1-81
4.	18	H-Erskine	10-11-95
	18	H-UNCC	9-1-91
	18	H-Winthrop	9-29-85

OPPONENT GOALS

Rk.	No.	Site-Opp.	Date
1.	6	A-Maryland	10-3-69
	6	H-Virginia	10-9-94
3.	5	H-Duke	10-17-67
	5	A-Maryland	10-30-67
	5	H-Erskine	11-4-69
	5	A-Duke	10-27-70
	5	A-Duke	9-28-86
	5	A-Va. Tech	10-14-06
	5	A-W. Forest	9-13-09
	5	H-Duke	9-16-11

OPPONENT ASSISTS

Rk.	No.	Site-Opp.	Date
1.	7	A-W. Forest	9-13-09
2.	6	H-Duke	9-21-97
3.	5	A-Duke	9-28-86
	5	H-Duke	9-28-06
	5	A-Furman	10-27-99
	5	N-Indiana	9-21-94
	5	A-Indiana	9-9-84

OPPONENT POINTS

Rk.	No.	Site-Opp.	Date
1.	17	A-W. Forest	9-13-09
2.	16	H-Duke	9-21-97
3.	15	H-Virginia	10-9-94
	15	A-Duke	10-27-70
	15	A-Duke	10-28-06

OPPONENT SHOTS

Rk.	No.	Site-Opp.	Date
1.	37	A-SIU-Edward.	9-12-75
2.	33	H-Howard	10-6-74
3.	32	A-So. Carolina	10-19-94
4.	30	A-No. Carolina	9-15-85
5.	29	A-Duke	9-20-92
	29	A-N.C. State	9-20-81
	29	A-Connecticut	9-17-78

OPPONENT CORNER KICKS

Rk.	No.	Site-Opp.	Date
1.	17	A-Virginia	10-19-97
2.	16	A-Duke	9-20-92
3.	14	A-Virginia	10-11-03
	14	A-Duke	9-25-88
	14	H-Virginia	11-11-94

LARGEST MARGIN OF VICTORY

Rk.	No.	Site-Team	Date
1.	18	H-Flagler	10-31-76
2.	16	H-Furman	10-3-73
3.	14	H-Bel-Abbey	9-9-80

LARGEST MARGIN OF DEFEAT

Rk.	No.	Site-Team	Date
1.	5	A-Maryland	10-3-69
	5	A-Maryland	10-30-67
	5	H-Erskine	11-4-69
	5	A-W. Forest	9-13-09
	5	H-Wake Forest	9-24-22

SINGLE SEASON RECORDS

<u>GOALS</u>				
Rk.	Goals	Name	Games	Year
1.	32	Henry Abadi	16	1973
2.	32	Jimmy Glenn	24	1993
3.	31	Wojtek Krakowiak	24	1998
4.	29	Wolde Harris	23	1993
5.	27	Andy Demori	13	1970
6.	26	Nnamdi Nwokocho	18	1979
	26	Wolde Harris	15	1994
8.	21	Nnamdi Nwokocho	15	1980
	21	Nnamdi Nwokocho	20	1981
	21	Gary Conner	24	1985
	21	Wolde Harris	23	1995
	21	Woolley Ford	16	1973
13.	20	Bruce Murray	22	1987
	20	Dimelon Westfield	20	2002
	20	Christian Nwokocho	20	1976
16.	19	Andy Demori	12	1968
	19	Gary Connor	23	1984
	19	Jimmy Glenn	21	1990
19.	18	Robbie Robinson	19	2019
	18	Christian Nwokocho	19	1978
	18	Godwin Ogbueze	21	1976
	18	Nabeel Kammoun	12	1971
23.	17	Jeff Yenzler	18	1996
	17	Obed Ariri	17	1979
25.	16	Godwin Ogbueze	15	1975
	16	Gary Connor	18	1986

<u>GOALS PER GAME</u>				
Rk.	Gls/G	Name	Gls./GP	Yr.
1.	2.08	Andy Demori	27/13	1970
2.	2.00	Henry Abadi	32/16	1973
3.	1.73	Wolde Harris	26/15	1994
4.	1.58	Andy Demori	19/12	1968
5.	1.50	Nabeel Kammoun	18/12	1971
6.	1.44	Nnamdi Nwokocho	26/18	1979
7.	1.40	Nnamdi Nwokocho	21/15	1980
8.	1.33	Jimmy Glenn	32/24	1993
9.	1.29	Wojtek Krakowiak	31/24	1998
10.	1.26	Wolde Harris	29/23	1994

<u>ASSISTS</u>				
Rk.	Asts.	Name	Games	Year
1.	19	Eric Eichmann	23	1985
	19	Miles Joseph	24	1993
3.	18	Rivers Guthrie	19	1994
4.	17	Mark Lisi	24	1998
5.	16	Scott Bower	24	1998
6.	15	Bruce Murray	25	1984
7.	14	Bruce Murray	21	1985
	14	Pearse Tormey	20	1990
	14	Imad Baba	24	1993
10.	13	Christian Nwokocho	17	1977
	13	Pearse Tormey	19	1988
	13	Pablo Webster	20	2000
13.	12	Jimmy Glenn	24	1993
	12	Eric Eichmann	25	1984
	12	Fabio Tambosi	22	2002
16.	11	Imad Baba	20	1994
	11	Nnamdi Nwokocho	18	1979
	11	Eric Eichmann	20	1986
	11	John Wilson	23	1998
	11	Bruce Murray	22	1987

<u>ASSISTS PER GAME</u>				
Rk.	Ast./G	Name	Asts/Gm	Yr.
1.	1.00	Crag Daugherty	8/8	1970
2.	.95	Rivers Guthrie	18/19	1994
3.	.83	Eric Eichmann	19/23	1985
4.	.79	Miles Joseph	19/24	1993
5.	.76	Christian Nwokocho	13/17	1977
6.	.71	Mark Lisi	17/24	1998
7.	.70	Pearse Tormey	14/20	1990
8.	.68	Pearse Tormey	13/19	1988
9.	.67	Scott Bower	16/24	1998

.67	Nabeel Kammoun	10/15	1972
.67	Edo Boonstoppel	8/12	1988
.67	Bruce Murray	14/21	1985

<u>POINTS</u>				
Rk.	Pts.	Name	Games	Year
1.	76	Jimmy Glenn	24	1993
2.	71	Henry Abadi	16	1973
3.	70	Wojtek Krakowiak	24	1998
4.	65	Wolde Harris	23	1993
5.	63	Nnamdi Nwokocho	18	1979
6.	60	Andy Demori	13	1970
7.	54	Wolde Harris	15	1994
8.	51	Woolley Ford	17	1973
	51	Bruce Murray	22	1987
	51	Wolde Harris	23	1995
11.	48	Gary Connor	24	1985
12.	47	Nnamdi Nwokocho	29	1981
13	46	Gary Connor	23	1984
14.	45	Dimelon Westfield	20	2002
	45	Robbie Robinson	19	2019
16.	44	Christian Nwokocho	19	1978
17.	43	Nnamdi Nwokocho	15	1980
	43	Andy Demori	12	1968
	43	Christian Nwokocho	20	1976
	43	Jimmy Glenn	21	1990
21.	42	Nabeel Kammoun	12	1971
22.	41	Bruce Murray	26	1984
	41	Miles Joseph	24	1993
	41	Eric Eichmann	23	1985
	41	Godwin Ogbueze	21	1976
26.	40	Obed Ariri	17	1979

<u>POINTS PER GAME</u>				
Rk.	Pts./G	Name	Pts./Gm	Yr.
1.	4.62	Andy Demori	60/13	1970
2.	4.44	Henry Abadi	71/16	1973
3.	3.60	Wolde Harris	54/15	1994
4.	3.58	Andy Demori	43/12	1968
5.	3.50	Nnamdi Nwokocho	63/18	1979
	3.50	Nabeel Kammoun	42/12	1971
7.	3.17	Jimmy Glenn	76/24	1993
8.	3.00	Woolley Ford	51/17	1973
	3.00	Crag Daugherty	24/8	1970
10.	2.92	Wojtek Krakowiak	70/24	1998

ELITE SCORING CLUBS

MOST 50+ POINT SEASONS

1.	3	Wolde Harris	1993-95
		<i>(65, 1993; 54, 1994; 51, 1995)</i>	

MOST 20+ GOAL SCORING SEASONS

1.	3	Wolde Harris	1993-95
	3	Nnamdi Nwokocho	1979-82

MOST 10+ ASSISTS SEASONS

1.	3	Eric Eichmann
	3	Bruce Murray

SINGLE SEASON RECORDS

GAMES PLAYED

Rk.	Games	Name	Year
1.	26	Bruce Murray	1984
	26	Dick Landgren	1984
3.	25	Adubarie Otorubio	1984
	25	Eric Eichmann	1984
	25	Maxwell Amatasiro	1984

GAMES STARTED

Rk.	Games	Name	Year
1.	25	Adubarie Otorubio	1984
	25	Eric Eichmann	1984
3.	24	Dick Landgren	1984
	24	Charlie Morgan	1984
	24	Mark Lisi	1998
	24	Dick Landgren	1985
	24	Dane Richards	2005
	24	Nathan Sturgis	2005
	24	Paul Rutenis	1987
	24	Mike Potempa	1998
	24	Imad Baba	1993
	24	Gary Connor	1985
	24	Alan O'Hara	2005
	24	Bruce Murray	1984
	24	Jamey Rootes	1987
	24	Oguchi Onyewu	2001
	24	Jaro Zawislan	1993
	24	Paul Clowes	2015
	24	Andrew Tarbell	2015

DOUBLE FIGURES IN GOALS AND ASSISTS IN SAME SEASON

Player	G	A	Year
Nnamdi Nwokocho	26	11	1979
Mo Tinsley	11	10	1979
Bruce Murray	13	15	1984
Eric Eichmann	11	19	1985
Bruce Murray	20	11	1987
Jimmy Glenn	32	12	1993
Miles Joseph	11	19	1993
Mark Lisi	10	17	1998
Ousmane Sylla	13	10	2023

MOST GOALS SCORED BY TWO PLAYERS

Year	Goals	Player	Player
1993	61	Jimmy Glenn (32)	Wolde Harris (29)
1973	53	Henry Abadi (32)	Woolley Ford (21)
2019	31	Robbie Robinson (18)	Kimarni Smith (13)
1982	28	Mo Tinsley (15)	Chuck Nash (13)

FEWEST GAMES TO SCORE 20 GOALS

Rk.	No.	Name	Year
1.	5	Henry Abadi	1973
2.	7	Andy Demori	1970
3.	9	Wolde Harris	1994
4.	11	Nnamdi Nwokocho	1979
	11	Nabeel Kammoun	1971
6.	12	Wolde Harris	1993

CONSECUTIVE GAMES SCORING A GOAL (MIN. 5 GAMES)

Rk.	No.	Name	Year
1.	11	Nnamdi Nwokocho	1980, 1981
2.	9	Andy Demori	1969, 1970
	9	Jimmy Glenn	1993
	9	Wolde Harris	1993
	9	Dimelon Westfield	2002

GAME WINNING GOALS

Rk.	Goals	Name	Games	Year
1.	10	Wojtek Krakowiak	24	1998
2.	9	Wolde Harris	23	1993
3.	8	Gary Conner	24	1985
4.	7	Christian Nwokocho	19	1978

7	Nnamdi Nwokocho	20	1981
7	Bruce Murray	22	1987
7	Jon Payne	20	1990
7	Wolde Harris	23	1995
7	Ian Fuller	23	2001
7	Dane Richards	24	2005

SHOTS

Rk.	Shots	Name	Goals	Year
1.	152	Andy Demori	27	1970
2.	135	Christian Nwokocho	18	1978
3.	128	Henry Abadi	32	1973
4.	126	Woolley Ford	21	1973
5	115	Wolde Harris	21	1995
6.	101	Bruce Murray	20	1987
7.	98	Nnamdi Nwokocho	21	1981
8.	97	Jimmy Glenn	32	1993
9.	93	Wolde Harris	29	1993
10.	91	Damian Ogunsuyi	11	1978

PLAYERS WITH 40+ POINTS

Rk.	No.	Name	Years
1.	3	Nnamdi Nwokocho	1979, 1980, 1981
	3	Wolde Harris	1993, 1994, 1995
3.	2	Andy Demori	1968, 1970
	2	Christian Nwokocho	1976, 1978
	2	Gary Connor	1984, 1985
	2	Bruce Murray	1984, 1987
	2	Jimmy Glenn	1990, 1993
8.	1	Robbie Robinson	2019

40 POINTS SCORED BY THREE PLAYERS

Year	Player	Pts
1993	Jimmy Glenn	76
	Wolde Harris	65
	Miles Joseph	41

YEARS WITH MULTIPLE 40+ POINT SCORERS

Rk.	Year	Names	Total Points
1	1993	Jimmy Glenn, Wolde Harris, Miles Joseph	182
2	1973	Henry Abadi, Woolley Ford	122
3	1979	Nnamdi Nwokocho, Obed Ariri	103
4	1985	Gary Connor, Eric Eichmann	89
5	1984	Gary Connor, Bruce Murray	87
6	1976	Christian Nwokocho, Godwin Ogbueze	84

GK SINGLE SEASON RECORDS

SOLO SHUTOUTS

Rk.	No.	Name	Games	Year
1.	15	Jamie Swanner	21	1982
2.	14	Jamie Swanner	21	1983
3.	12	Josh Campbell	24	1998
4.	10	Denis Carrington	17	1973
	10	Ximo Miralles	21	2016
6.	9	Andrew Tarbell	24	2015
7.	8	Jaro Zawislan	21	1990
	8	Doug Warren	23	2001
	8	George Marks	23	2021
	8	Phil Marfuggi	24	2005
	8	Jaro Zawislan	21	1991
	8	Joseph Andema	16	2022
11.	7	Matt Jordan	20	1997
	7	George Marks	21	2019
	7	Joseph Andema	23	2023
14.	6	John Bruens	15	1979
	6	Sean Burke	17	1980
	6	Matt Jordan	22	1995

SAVES

Rk.	No.	Name	Games	Year
1.	134	Jaro Zawislan	21	1990
2.	124	Gary Pace	12	1969
	124	Matt Jordan	20	1997
4.	112	Jaro Zawislan	22	1992
5.	110	Gary Pace	11	1968
6.	108	Doug Warren	21	2002
7.	103	Jaro Zawislan	21	1991
	103	Sean Burke	17	1980
9.	97	Jaro Zawislan	24	1993
10.	93	Joseph Bendik	19	2007
11.	92	Joseph Bendik	18	2008
12.	91	Jamie Swanner	21	1982
13.	89	Phil Marfuggi	24	2005
14.	86	Denis Carrington	20	1976
15.	85	Joseph Bendik	18	2009
16.	84	Andrew Tarbell	24	2015
17.	83	Jamie Swanner	21	1983
18.	79	Josh Campbell	24	1998
19.	77	Doug Warren	20	2000
20.	76	Doug Warren	23	2001
	76	Cody Mizell	17	2011
22.	72	Matt Jordan	22	1995
23.	71	George Marks	23	2021
24.	70	Sean Burke	17	1981
25.	69	Denis Carrington	14	1974
26.	67	Phil Marfuggi	16	2006

SAVES PER GAME

Rk.	Svs/G	Name	Saves/Gm	Year
1.	10.33	Gary Pace	124/12	1969
2.	10.00	Gary Pace	110/11	1968
3.	6.38	Jaro Zawislan	134/21	1990
4.	6.20	Matt Jordan	124/20	1997
5.	6.06	Sean Burke	103/17	1980
6.	5.14	Doug Warren	108/21	2002
7.	5.11	Joseph Bendik	92/18	2008
8.	5.09	Jaro Zawislan	112/22	1992
9.	4.93	Denis Carrington	69/14	1974
10.	4.90	Jaro Zawislan	103/21	1991

SAVE PCT. (MIN. 5 GAMES)

Rk.	Pct.	Name	Games	Year
1.	.912	Jamie Swanner	21	1983
2.	.909	Dave Schmieding	6	1974
3.	.902	John Bruens	12	1978
4.	.901	Jamie Swanner	21	1982
5.	.878	Josh Campbell	24	1998
6.	.876	Jaro Zawislan	21	1990
7.	.858	Sean Burke	17	1980
8.	.857	Max Headley	9	1975
	.857	John Bruens	17	1977
10.	.852	Denis Carrington	14	1974

GOALS AGAINST AVERAGE (MIN. 5 GAMES)

Rk.	Avg.	Name	Games	Year
1.	.367	Denis Carrington	17	1973
2.	.373	Jamie Swanner	21	1983
3.	.390	John Bruens	17	1977
4.	.400	John Bruens	12	1978
5.	.480	Jamie Swanner	21	1982
6.	.490	Josh Campbell	24	1998
7.	.590	Max Headley	11	1975
8.	.720	Ximo Miralles	21	2016
9.	.734	Brian Mills	11	1988
10.	.740	John Bruens	15	1979
11.	.750	Shawn Cartmill	17	1985
12.	.780	Tim Genovese	8	1987
13.	.790	Denis Carrington	20	1976
	.790	Matt Jordan	22	1995
15.	.800	Doug Warren	23	2001
16.	.826	George Marks	23	2021
17.	.840	Phil Marfuggi	24	2004
	.840	Joseph Andema	23	2023
19.	.848	Andrew Tarbell	17	2014
20.	.882	Andrew Tarbell	24	2015
21.	.900	George Marks	20	2020
22.	.910	George Marks	21	2019
23.	.940	Jaro Zawislan	21	1990
24.	.960	Sean Burke	17	1980
25.	.980	Roberto Marinaro	14	1987

WINS

Rk.	Wins	Name (Record)	Year
1.	21	Josh Campbell (21-2-0)	1998
2.	18	Jamie Swanner (18-2-1)	1982
	18	Jaro Zawislan (18-5-1)	1993
4.	17	Denis Carrington (17-2-1)	1976
	17	Andrew Tarbell (17-3-4)	2015
	17	George Marks (17-2-1)	2019
7.	16	Tim Genovese (16-4-0)	1984
	16	Jamie Swanner (16-3-2)	1983
	16	Jaro Zawislan (16-4-1)	1990
	16	John Bruens (16-1-0)	1977
	16	Denis Carrington (16-1-0)	1973
	16	George Marks (16-5-2)	2021
12.	15	Matt Jordan (15-6-1)	1995
	15	Joseph Andema (15-3-5)	2023
14.	14	Doug Warren (14-4-2)	2000
15.	13	Shawn Cartmill (13-1-1)	1985
	13	Jaro Zawislan (13-6-2)	1991
	13	George Marks (13-3-3)	2020

MINUTES

Rk.	Min.	Name	Games	Year
1.	2,248	Phil Marfuggi	24	2005
2.	2,244	Andrew Tarbell	24	2015
3.	2,118	Jaro Zawislan	22	1992
4.	2,086	George Marks	23	2021
5.	2,050	Jaro Zawislan	24	1993
6.	2,041	Joseph Andema	23	2023
7.	2,029	Doug Warren	23	2001
8.	2,014	Josh Campbell	24	1998
9.	2,002	Ximo Miralles	21	2016
10.	1,932	Matt Jordan	22	1995

ACC SHUTOUTS

No.	Player	Year
6	Josh Campbell	1998
6	Ximo Miralles	2016
5	Jamie Swanner	1982

CONSECUTIVE SHUTOUTS

Amt.	Player(s)	Year
8	Sean Burke, Steve Beck, Jay Thomas	1981

INDIVIDUAL CONSECUTIVE SHUTOUT MINUTES

Amt.	Player	Dates
630:33	Jamie Swanner	10/2/83 to 10/26/83

TEAM SINGLE SEASON RECORDS

<u>CLEMSON GOALS</u>			
Rk.	Amt.	Year	
1.	103	1976	
2.	97	1973	
3.	96	1993	
4.	84	1984	
5.	76	1985	

<u>CLEMSON ASSISTS</u>			
Rk.	Amt.	Year	
1.	85	1998	
2.	80	1985	
3.	76	1993	
4.	74	2019	
5.	73	1984	

<u>CLEMSON POINTS</u>			
Rk.	Amt.	Year	
1.	268	1993	
2.	258	1976	
3.	241	1984	
4.	240	1973	
5.	232	1985	

<u>CLEMSON SHOTS</u>			
Rk.	Amt.	Year	
1.	574	1973	
2.	489	1984	
3.	487	1978	
4.	464	1977	
5.	422	1993	

<u>CORNER KICKS</u>			
Rk.	Amt.	Year	
1.	284	2009	
2.	224	1984	
3.	194	1985	
4.	176	1995	
5.	172	1981	

<u>SAVES</u>			
Rk.	Amt.	Year	
1.	142	1968	
2.	139	1990	
3.	128	1969	
4.	126	1997	
5.	120	1967	
	120	2002	

<u>OPPONENT GOALS</u>			
Rk.	Amt.	Year	
1.	31	2003	
2.	30	2002	
	30	2007	
	30	1969	
5.	29	1993	

<u>OPPONENT ASSISTS</u>			
Rk.	Amt.	Year	
1.	38	2007	
2.	32	1999	
3.	29	2002	
4.	28	1996	
	28	2009	

<u>OPPONENT POINTS</u>			
Rk.	Amt.	Year	
1.	98	2007	
2.	89	2002	
3.	88	2003	
4.	83	2008	
5.	81	2004	

<u>OPPONENT SHOTS</u>			
Rk.	Amt.	Year	
1.	292	2008	
2.	280	2002	
3.	260	1979	

<u>OPPONENT CORNER KICKS</u>			
Rk.	Amt.	Year	
1.	129	2003	
2.	123	2002	
3.	120	1997	

<u>OPPONENT SAVES</u>			
Rk.	Amt.	Year	
1.	209	1978	
2.	195	1983	
3.	181	1973	

<u>CLEMSON GOALS PER GAME</u>				
Rk.	GPG	Games	Goals	Year
1.	5.7	17	97	1973
2.	4.9	21	103	1976
3.	4.3	13	56	1970
	4.3	12	52	1971
5.	4.0	24	76	1993

<u>CLEMSON ASSISTS PER GAME</u>				
Rk.	APG	Games	Asts.	Year
1.	3.54	24	85	1998
2.	3.36	22	74	2019
3.	3.33	24	80	1985
4.	3.22	22	71	2002
	3.20	20	64	2000

<u>CLEMSON POINTS PER GAME</u>				
Rk.	PPG	Games	Points	Year
1.	14.6	17	248	1973
2.	12.7	21	267	1976
3.	11.7	13	152	1970
4.	11.7	15	175	1975
	11.3	12	135	1971

<u>MATCHES PLAYED</u>		
Rk.	Amt.	Year
1.	26	1984
2.	24	1987
	24	1985
	24	1993
	24	1998
	24	2001
	24	2005
	24	2015

<u>MOST MATCHES WON</u>		
Rk.	Amt.	Year
1.	22	1984
	22	1998
3.	19	1985
	19	2001
5.	18	1976
	18	1978
	18	1981
	18	1982
	18	1987
	18	1993
	18	2019

<u>WINNING PCT.</u>		
Rk.	Amt.	Year
1.	.941	1977
	.941	1973
3.	.925	1978
4.	.917	1998
5.	.900	1981
	.900	1972

<u>SHUTOUTS</u>		
Rk.	Amt.	Year
1.	15	1983
	15	1998
3.	14	1982
4.	12	1973
	12	1976

<u>FEWEST GOALS AGAINST</u>		
Rk.	Amt.	Year
1.	7	1973
2.	8	1983
3.	9	1975
4.	10	1977
	10	1982

YEARLY LEADERS

GOAL SCORING		
Year	Player	Goals
1967	Leo Serrano, SR	9
1968	Andy Demori, SO	19
1969	Andy Demori, JR	10
1970	Andy Demori, SR	27
1971	Nabeel Kammoun, JR	18
1972	Italo Yannuzzelli, JR	15
1973	Henry Abadi, SR.....	*32
1974	Rennie Phillips, FR	17
1975	Godwin Ogbueze, FR	17
1976	Christian Nwokocha, SO	20
1977	Marwan Kamaruddin, SO	12
1978	Christian Nwokocha, SR	18
1979	Nnamdi Nwokocha, FR	26
1980	Nnamdi Nwokocha, SO	21
1981	Nnamdi Nwokocha, JR	21
1982	Mo Tinsley, SR	15
1983	Chuck Nash, JR	13
1984	Gary Conner, SO	19
1985	Gary Conner, JR	21
1986	Gary Conner, SR	16
1987	Bruce Murray, SR	20
1988	James Grimes, FR	12
1989	Pearse Tormey, JR	15
1990	Jimmy Glenn, FR	19
1991	Jimmy Glenn, SO	12
1992	Wael Salama, SR	11
1993	Jimmy Glenn, SR.....	*32
1994	Wolde Harris, JR	26
1995	Wolde Harris, SR	21
1996	Jeff Yenser, SR	17
1997	Wojtek Krakowiak, JR	11
1998	Wojtek Krakowiak, SR	31
1999	Ian Fuller, SO	7
2000	Mark Lisi, SR	15
2001	Ian Fuller, SR	11
2002	Dimelon Westfield, SR	20
2003	Charlie Roberts, JR	5
	Andre Borges, SR	5
2004	Steven Rhyne, SR	11
2005	Dane Richards, JR	12
2006	Dane Richards, SR	11
2007	Tate Parrish, SR	6
2008	Michael Brooks, SR	6
2009	Nathan Thornton, SR	8
2010	Tommy Drake, SR	5
	K.C. Onyeador, FR	5
2011	Brynjar Benediktsson, FR	7
2012	Austin Savage, SR	8
2013	Thomas McNamara	7
2014	Austen Burnikel, So	5
2015	TJ Casner, Sr	10
2016	Diego Campos, Jr	6
2017	Diego Campos, SR	10
2018	Adrian Nuñez, JR	6
2019	Robbie Robinson, JR	18

Year	Player	Goals
2020	Kimarni Smith, SR	8
2021	Isaiah Reid, JR	9
2022	Ousmane Sylla, JR	5
2023	Ousmane Sylla, SR	13

*Single-Season Goal Scoring Record

YEARLY ASSIST LEADERS		
Year	Player	Assists
1967	Mark Rubich, JR	5
1968	Bjorn Anzen, SR	5
	Andy Demori, SO	5
1969	Andy Demori, JR,	2
	David Mullis, SR,	2
	Bob Bolick, FR	2
1970	Crag Daugherty, FR	8
1971	Roberto Bradford, JR	6
	Nabeel Kammoun, JR	6
1972	Nabeel Kammoun, SR	10
1973	Clyde Browne, SO	10
1974	Clyde Watson, SO	8
1975	Emmanuel Egede, FR	6
	Damian Ogunsuyi, FR	6
1976	Benedict Popoola, SO	7
1977	Christian Nwokocha, JR	13
1978	Christian Nwokocha, SR	8
1979	Nnamdi Nwokocha, FR	11
1980	Mo Tinsley, SO	10
1981	Mo Tinsley, JR	7
	Chuck Nash, FR	7
1982	Mo Tinsley, SR	7
1983	Chuck Nash, JR	6
	Maxwell Amatasiro, JR	6
1984	Bruce Murray, FR	15
1985	Eric Eichmann, JR.....	*19
1986	Eric Eichmann, SR	11
1987	Bruce Murray, SR	11
1988	Pearse Tormey, SO	13
1989	Pearse Tormey, JR	8
	Edo Boonstoppel, SR	8
1990	Pearse Tormey, SR	14
1991	Jimmy Glenn, SR	8
1992	Mark Kinch, FR	8
1993	Miles Joseph, SO.....	*19
1994	Rivers Guthrie, SR	18
1995	Danny Care, JR	10
1996	Paul Stalteri, FR	7
	Craig Wenning, SR	7
	Tony Williams, JR	7
1997	Jody DeBruin, SR	7
	John Wilson, JR	7
1998	Mark Lisi, SO	17
1999	Ian Fuller, SO	7
	Ross Goodacre, SO	7
2000	Pablo Webster, SR	13
2001	Ian Fuller, SR	8
	Fabio Tambosi, JR	8

Year	Player	Assists
2002	Fabio Tambosi, SR	12
2003	Paul Souders, SR	4
2004	Steven Rhyne, SR	5
2005	Dane Richards, JR	8
2006	Dane Richards, SR	9
2007	Tate Parrish, SR	6
2008	Eric Cava, SO	5
2009	Nick Burton, SO	4
2010	Tommy Drake, SR	5
2011	Brynjar Benediktsson, FR	5
	Iain Smith, FR,	5
	Jack Metcalf, SO	5
2012	Manolo Sanchez, SO	6
2013	Thomas McNamara, GR	8
2014	Manolo Sanchez, SR	6
	TJ Casner, JR	6
2015	Iman Mafi, JR	8
2016	Oliver Shannon, JR	6
2017	Diego Campos, SR	9
2018	Andrew Burnikel, JR	3
2019	Tanner Dieterich, SR	10
2020	Grayson Barber, JR	7
2021	Ousmane Sylla, SO	7
2022	Ousmane Sylla, JR	7
2023	Ousmane Sylla, SR	10

* Single Season Assist Record

GAME-WINNING GOALS		
Year	Player	GWG
1976	Godwin Ogbueze, SO	5
1977	Taiwo Ogunjobi, JR	5
1978	Christian Nwokocha, SR	7
1979	Nnamdi Nwokocha, FR	5
1980	Nnamdi Nwokocha, SO	6
1981	Nnamdi Nwokocha, JR	7
1982	Mo Tinsley, SR	4
1983	Chuck Nash, JR	6
1984	Gary Conner, SO	4
	Bruce Murray, FR	4
1985	Gary Connor, JR	8
1986	Gary Connor, SR	4
1987	Bruce Murray, SR	7
1988	Pearse Tormey, SO	4
1989	Pearse Tormey, JR	3
1990	Jon Payne, SO	7
1991	David McGuire, FR	4
1992	Jon Payne, SR	5
1993	Wolde Harris, SO	9
1994	Wolde Harris, JR	5
1995	Wolde Harris, SR	7
1996	Paul Stalteri, FR	3
1997	Wojtek Krakowiak, JR	4
1998	Wojtek Krakowiak, SR.....	*10
1999	Ian Fuller, SO	3
2000	Mark Lisi, SR	4
2001	Ian Fuller, SR	7

YEARLY LEADERS

2002	Dimelon Westfield, SR	5	1991	Jimmy Glenn, SO	12	8	32
2003	Charlie Roberts, JR	3	1992	Wael Salama, SR	11	2	24
	Paul Souders, SR	3	1993	Jimmy Glenn, SR.....32.....12..*76			
2004	Olatomiwa Ogunsola, SO	2	1994	Wolde Harris, JR	26	2	54
	Nathan Sturgis, FR	2	1995	Wolde Harris, SR	21	9	51
2005	Dane Richards, JR	7	1996	Jeff Yenser, SR	17	4	38
2006	Danny Poe, JR	3	1997	Wojtek Krakowiak, JR	11	5	27
2007	Tommy Drake, FR	3	1998	Wojtek Krakowiak, SR	31	8	70
2008	Hassan Ibrahim, JR	2	1999	Ian Fuller, SO	7	7	21
	Michael Brooks, SR	2	2000	Mark Lisi, SR	15	8	38
2009	Nathan Thornton, SR	2	2001	Ian Fuller, SR	11	8	30
	Austin Savage, FR	2	2002	Dimelon Westfield, SR	20	5	45
2010	Nick Burton, JR	2	2003	Charlie Roberts, JR	5	2	12
	Riley Sumpter, JR	2		Andre Borges, SR	5	2	12
2011	Brynjar Benediktsson, FR	2	2004	Steven Rhyne, SR	11	5	27
	Amadou Dia, FR	2	2005	Dane Richards, JR	12	8	32
2012	Austin Savage, SR	2	2006	Dane Richards, SR	11	9	31
	Ara Amirkhanian, SO	2	2007	Tate Parrish, SR	6	6	18
2013	Thomas McNamara, GR	4	2008	Michael Brooks, SR	6	1	13
2014	Austen Burnikel, SO	3	2009	Nathan Thornton, SR	8	2	18
2015	TJ Casner, SR	6	2010	Tommy Drake, SR	5	5	15
2016	Diego Campos, JR	3	2011	Brynjar Benediktsson, FR	7	5	19
2017	Diego Campos, SR	5	2012	Austin Savage, SR	8	4	20
2018	Adrian Nuñez, JR	3	2013	Thomas McNamara, GR	7	8	22
2019	Grayson Barber, SO	4	2014	Manolo Sanchez, SR	3	6	12
2020	James Brighton, *SO	3		TJ Casner, JR	3	6	12
2021	Oskar Agren, JR	3	2015	TJ Casner, SR	10	4	24
2022	Ousmane Sylla, JR	2	2016	Diego Campos, JR	6	4	16
2023	Ousmane Sylla, SR	5	2017	Diego Campos, SR	10	9	29
			2018	Adrian Nuñez, JR	6	2	14
			2019	Robbie Robinson, JR	18	9	45
			2020	Kimarni Smith, SR	8	3	19
			2021	Isaiah Reid, JR	9	3	21
				Pipe Fernandez, SR	8	5	21
			2022	Ousmane Sylla, JR	5	7	17
			2023	Ousmane Sylla, SR	13	10	36

* Single Season GWGs Record

YEARLY POINT LEADERS

Year	Player	G	A	Pts
1967	Mark Rubich, JR	8	5	21
1968	Andy Demori, JR	19	5	43
1969	Andy Demori, SO	10	2	22
1970	Andy Demori, SR	27	6	60
1971	Nabeel Kammoun, JR	18	6	42
1972	Italo Yannuzelli, JR	15	5	35
1973	Henry Abadi, SR	32	7	71
1974	Rennie Phillips, FR	17	5	39
1975	Godwin Ogbueze, FR	17	2	36
1976	Christian Nwokocho, SO	20	3	43
1977	Christian Nwokocho, JR	10	13	33
1978	Christian Nwokocho, SR	18	8	44
1979	Nnamdi Nwokocho, FR	26	11	63
1980	Nnamdi Nwokocho, SO	21	1	43
1981	Nnamdi Nwokocho, JR	21	5	47
1982	Mo Tinsley, SR	15	7	37
1983	Chuck Nash, JR	13	6	32
1984	Gary Conner, SO	19	8	46
1985	Gary Conner, JR	21	6	48
1986	Gary Conner, SR	16	2	34
1987	Bruce Murray, SR	20	11	51
1988	Pearse Tormey, SO	9	13	31
1989	Pearse Tormey, JR	15	8	38
1990	Jimmy Glenn, FR	19	5	43

*Single Season Points Record

YEARLY LEADERS - GOALKEEPERS

SOLO SHUTOUTS		
Year	Player	Shutouts (TM)
1967	Gary Pace, SO	2 (2)
1968	Gary Pace, JR	2 (4)
1969	Gary Pace, SR	1 (1)
1970	Three Goalies	1 (1)
1971	Steve Schoen, FR	2 (2)
1972	Greg Schroth, SO	5 (7)
1973	Denis Carrington, FR	9 (12)
1974	Denis Carrington, SO	3 (7)
1975	Maxie Headley, SO	3 (8)
1976	Denis Carrington, SR	4 (12)
1977	John Bruens, SO	7 (9)
1978	Bill Finneyfrock, JR	5 (9)
1979	John Bruens, SR	6 (10)
1980	Sean Burke, FR	7 (7)
1981	Sean Burke, SO	4 (10)
1982	Jamie Swanner, JR	14 (14)
1983	Jamie Swanner, SR.....	*15 (15)
1984	Tim Genovese, FR	4 (10)
1985	Chris Dudley, SO	3 (10)
1986	Chris Dudley, JR	2 (4)
1987	Roberto Marinaro, FR	3 (7)
1988	Bryan Mills, FR	4 (7)
1989	Kevin Taylor, SR	4 (7)
1990	Jaro Zawislán, FR	8 (10)
1991	Jaro Zawislán, SO	8 (11)
1992	Jaro Zawislán, JR	1 (6)
1993	Jaro Zawislán, SR	3 (5)
1994	Matt Jordan, FR	1 (7)
1995	Matt Jordan, SO	6 (11)
1996	Matt Jordan, JR	5 (7)
1997	Matt Jordan, SR	7 (10)
1998	Josh Campbell, JR	12 (15)
1999	Josh Campbell, SR	4 (6)
2000	Doug Warren, SO	4 (6)
2001	Doug Warren, JR	8 (10)
2002	Doug Warren, SR	2 (5)
2003	Phil Marfuggi, FR	2 (4)
2004	Phil Marfuggi, SO	2 (5)
2005	Phil Marfuggi, JR	8 (9)
2006	Phil Marfuggi, SR	4 (7)
2007	Joseph Bendik, SO	3 (3)
2008	Joseph Bendik, JR	3 (4)
2009	Joseph Bendik, SR	3 (5)
2010	Cody Mizell, FR	2 (3)
2011	Cody Mizell, SO	4 (4)
2012	Cody Mizell, JR	5 (8)
2013	Chris Glodack,	4 (8)
	Andrew Tarbell, SO	4 (8)
2014	Andrew Tarbell, JR	5 (7)
2015	Andrew Tarbell, Sr	9 (9)
2016	Ximo Miralles, Fr	10(11)
2017	Ximo Miralles, SO	5 (6)
2018	Jonny Sutherland, GR	4 (4)
2019	George Marks, SO	7(10)
2020	George Marks, JR	5 (7)
2021	George Marks, SR	8 (10)

2022	Joseph Andema, FR	8 (8)
2023	Joseph Andema, SO	7 (3)

* Single Season Shutout Record

SAVES LEADERS		
Year	Name	Saves
1967	Paul Smith, SR	78
1968	Gary Pace, JR	110
1969	Gary Pace, SR	124
1970	John Burroughs	44
1971	Steve Schoen, FR	56
1972	Greg Schroth, SO	49
1973	Denis Carrington, FR	39
1974	Denis Carrington, SO	69
1975	Max Headley, SO	36
1976	<i>Not Available</i>	---
1977	John Bruens, SO	29
1978	Bill Finneyfrock, JR	45
1979	John Bruens, SR	39
1980	Sean Burke, FR	103
1981	Sean Burke, SO	70
1982	Jamie Swanner, JR	91
1983	Jamie Swanner, SR	83
1984	Tim Genovese, FR	48
1985	Chris Dudley, SO	46
1986	Chris Dudley, JR	38
1987	Roberto Marinaro, FR	43
1988	Bryan Mills, FR	21
1989	Kevin Taylor, SR	54
1990	Jaro Zawislán, FR.....	*134
1991	Jaro Zawislán, SO	103
1992	Jaro Zawislán, JR	112
1993	Jaro Zawislán, SR	97
1994	Matt Jordan, FR	63
1995	Matt Jordan, SO	72
1996	Matt Jordan, JR	52
1997	Matt Jordan, SR	124
1998	Josh Campbell, JR	81
1999	Josh Campbell, SR	53
2000	Doug Warren, SO	77
2001	Doug Warren, JR	76
2002	Doug Warren, SR	108
2003	Phil Marfuggi, FR	55
2004	Phil Marfuggi, SO	31
2005	Phil Marfuggi, JR	89
2006	Phil Marfuggi, SR	67
2007	Joseph Bendik, SO	93
2008	Joseph Bendik, JR	92
2009	Joseph Bendik, SR	85
2010	Cody Mizell, FR	64
2011	Cody Mizell, SO	76
2012	Cody Mizell, JR	59
2013	Andrew Tarbell, SO	36
2014	Andrew Tarbell, JR	43
2015	Andrew Tarbell, Sr	84
2016	Ximo Miralles, Fr	63
2017	Ximo Miralles, SO	50
2018	Jonny Sutherland, GR	30

2019	George Marks, SO	54
2020	George Marks, JR	44
2021	George Marks, SR	71
2022	Joseph Andema, FR	46
2023	Joseph Andema, SO	53

*Single season saves record

GOALS ALLOWED AVG.		
Year	Player	GAA
1979	John Bruens, SR	0.74
1980	Sean Burke, FR	0.96
1981	Sean Burke, SO	0.84
1982	Jamie Swanner, JR	0.47
1983	Jamie Swanner, SR.....	*0.37
1984	Tim Genovese, FR	1.09
1985	Shawn Cartmill, SR	0.75
1986	Chris Dudley, JR	1.39
1987	Roberto Marinaro, FR	0.98
1988	Bryan Mills, FR	0.73
1989	Kevin Taylor, SR	1.01
1990	Jaro Zawislán, FR	0.94
1991	Jaro Zawislán, SO	1.02
1992	Jaro Zawislán, JR	1.06
1993	Jaro Zawislán, SR	1.14
1994	Matt Jordan, FR	1.40
1995	Matt Jordan, SO	0.79
1996	Matt Jordan, JR	1.31
1997	Matt Jordan, SR	1.09
1998	Josh Campbell, JR	0.49
1999	Josh Campbell, SR	1.23
2000	Doug Warren, SO	1.19
2001	Doug Warren, JR	0.80
2002	Doug Warren, SR	1.31
2003	Phil Marfuggi, FR	1.37
2004	Phil Marfuggi, SO	1.35
2005	Phil Marfuggi, JR	0.85
2006	Phil Marfuggi, SR	1.29
2007	Joseph Bendik, SO	1.50
2008	Joseph Bendik, JR	1.48
2009	Joseph Bendik, SR	1.39
2010	Cody Mizell, FR	1.15
2011	Cody Mizell, SO	1.29
2012	Cody Mizell, JR	1.12
2013	Andrew Tarbell, SO	1.01
2014	Andrew Tarbell, JR	.85
2015	Andrew Tarbell, SR	.88
2016	Ximo Miralles, FR	.72
2017	Ximo Miralles, SO	1.12
2018	Jonny Sutherland, GR	1.52
2019	George Marks, SO	.910
2020	George Marks, JR	.900
2021	George Marks, SR	.820
2022	Joseph Andema, FR	.750
2023	Joseph Andema, SO	.840

*Single season goals allowed leader
** Minimum 3 games played in a season.

CLASS RECORDS

MOST GAMES

By a Freshman:	25	Bruce Murray	1984
By a Sophomore:	26	Dick Landgren	1984
By a Junior:	24	Gary Conner	1985
	24	Dick Landgren	1985
	24	Scott Bower	1998
	24	Dane Richards	2005
	24	H. Quintanar	2005
	24	Alan O'Hara	2005
	24	Austen Burnikel	2015
By a Senior:	25	M. Amatasiro	1984
	25	A. Otorubio	1984

MOST SHOTS

By a Freshman:	126	Woolley Ford	1976
By a Sophomore:	93	Wolde Harris	1993
By a Junior:	90	Robbie Robinson	2019
By a Senior:	152	Andy Demori	1970

MOST ASSISTS

By a Freshman:	15	Bruce Murray	1984
By a Sophomore:	19	Miles Joseph	1993
By a Junior:	19	Eric Eichmann	1985
By a Senior:	18	Rivers Guthrie	1994

MOST GOALS SCORED

By a Freshman:	26	N. Nwokocho	1979
By a Sophomore:	29	Wolde Harris	1993
By a Junior:	26	Wolde Harris	1994
By a Senior:	32	Henry Abadi	1973
	32	Jimmy Glenn	1993

MOST POINTS SCORED

By a Freshman:	63	N. Nwokocho	1979
By a Sophomore:	65	Wolde Harris	1993
By a Junior:	54	Wolde Harris	1994
By a Senior:	76	Jimmy Glenn	1993

MOST SAVES

By a Freshman:	134	Jaro Zawislan	1990
By a Sophomore:	103	Jaro Zawilsan	1991
By a Junior:	112	Jaro Zawislan	1992
By a Senior:	124	Gary Pace	1969
	124	Matt Jordan	1997

MOST SOLO SHUTOUTS

By a Freshman:	12	D. Carrington	1973
By a Sophomore:	8	Jaro Zawislan	1991
By a Junior:	14	Jamie Swanner	1982
By a Senior:	15	Jamie Swanner	1983

STAT CHAMPIONS - ACC

ALL MARKS LISTED WERE TOP AMONGST THE ACC DURING THEIR RESPECTIVE SEASON.

INDIVIDUAL

TOTAL GOALS

Year	Player	Goals
1970	Andy Demori	27
1971	Nabeel Kammoun	18
1972	Italo Yannuzzelli	15
1973	Henry Abadi	32
1974	Rennie Phillips	17
1975	Godwin Ogbueze	17
1976	Christian Nwokocho	20
1977	Marwan Kamaruddin	12
1978	Christian Nwokocho	18
1979	Nnamdi Nwokocho	26
1980	Nnamdi Nwokocho	21
1981	Nnamdi Nwokocho	21
1985	Gary Conner	21
1986	Gary Conner/ <i>Tom Stone, Duke</i>	16
1987	Bruce Murray	20
1990	Jimmy Glenn	19
1993	Jimmy Glenn	32
1994	Wolde Harris	26
1995	Wolde Harris/ <i>Mike Fisher, Virginia</i>	21
1996	Jeff Yenser	17
1998	Wojtek Krakowiak	31
2019	Robbie Robinson	18

TOTAL ASSISTS (SINCE 1979)

Year	Player	Assists
1979	Nnamdi Nwokocho	11
1984	Bruce Murray	15
1985	Eric Eichmann	19
1993	Miles Joseph	19
1994	Rivers Guthrie	18
1998	Mark Lisi	17
2019	Tanner Dieterich	10

TOTAL POINTS

Year	Player	Assists
1979	Nnamdi Nwokocho	37
1981	Nnamdi Nwokocho	48
1985	Gary Conner	48
1987	Bruce Murray	51
1990	Jimmy Glenn	43
1993	Jimmy Glenn	76
1994	Wolde Harris	54
1998	Wojtek Krakowiak	70
2019	Robbie Robinson	45
2023	Ousmane Sylla	36

GOALS PER GAME (SINCE 2010)

Year	Player	Avg.
2019	Robbie Robinson	0.95

ASSISTS PER GAME (SINCE 2010)

Year	Player	Avg.
2019	Tanner Dieterich	0.50
2020	Grayson Barber	0.64

POINTS PER GAME (SINCE 2010)

Year	Player	Avg.
2019	Robbie Robinson	2.37
2020	Kimarni Smith	1.73

SHOTS PER GAME (SINCE 2010)

Year	Player	Avg.
2019	Robbie Robinson	4.74

SHOTS ON GOAL PER GAME (SINCE 2010)

Year	Player	Avg.
2019	Robbie Robinson	2.16
2020	James Brighton	1.50
	Callum Johnson	1.50
	4 other ACC players tied	1.50

GOALIE SAVE PCT. (SINCE 1979)

Year	Player	Save %
1982	Jamie Swanner	.901
1983	Jamie Swanner	.912
1990	Jaro Zawislan	.876
1992	Jaro Zawislan	.818
1995	Matt Jordan	.809
1997	Matt Jordan	.844

1998	Josh Campbell	.877
2021	George Marks	0.789

GOALS ALLOWED AVG. (SINCE 1979)

Year	Player	GAA
1979	John Bruens	0.42
1981	Sean Burke	0.76
1982	Jamie Swanner	0.48
1983	Jamie Swanner	0.40
1985	Shawn Cartmill	0.53
1995	Matt Jordan	0.79
1998	Josh Campbell	0.49
2021	George Marks	0.82

SAVES

Year	Player	Saves
2008	Joseph Bendik	92
2015	Andrew Tarbell	84

SAVES PER GAME

Year	Player	Avg.
2008	Joseph Bendik	5.11

TEAM

TOTAL POINTS

Year	Total
2002	181
2015	156
2019	214
2023	167

TOTAL GOALS

Year	Total
2015	52
2019	70
2023	60

TOTAL ASSISTS

Year	Total
1998	85
2002	71
2015	52
2019	74

SCORING OFFENSE (SINCE 2010)

Year	Avg.
2019	3.18

POINTS PER GAME (SINCE 2010)

Year	Avg.
2015	6.50
2019	9.73

ASSISTS PER GAME (SINCE 2010)

Year	Avg.
2015	2.17
2019	3.36

SHOTS PER GAME (SINCE 2010)

Year	Avg.
2019	18.50
2020	14.55
2021	15.43

SHOTS ON GOAL PER GAME (SINCE 2010)

Year	Avg.
2019	8.14

CORNER KICKS PER GAME (SINCE 2010)

Year	Avg.
2017	7.58
2020	6.55

SHUTOUTS

Year	Total
1995	11
1997	10
1998	15

SAVE PCT.

Year	Pct.
1995	.800
1997	.840
1998	.879
2021	.7923

GOALS ALLOWED AVERAGE

Year	GAAvg.
1995	0.82
1998	0.46

STAT CHAMPIONS - NCAA

ONLY MARKS RANKED WITHIN THE TOP-20 OF THE NATIONAL RANKINGS AT THE END OF THE YEAR ARE RECOGNIZED BELOW.

INDIVIDUAL

POINTS

Year	Rk.	Player	Points
1989	20th	Pearse Tormey	38
1990	11th	Jimmy Glenn	43
1993	1st	Jimmy Glenn	76
	2nd	Wolde Harris	65
1994	T-2nd	Wolde Harris	54
1995	6th	Wolde Harris	51
1998	1st	Wojtek Krakowiak	70
2002	T-8th	Dimelon Westfield	45
2017	T-16th	Diego Campos	29
2019	1st	Robbie Robinson	45
	17th	Kimarni Smith	31
2020	17th	Kimarni Smith	19
2023	5th	Ousmane Sylla	36

GOALS

Year	Rk.	Player	Goals
1972	1st	Henry Abadi	32
1993	1st	Jimmy Glenn	32
	2nd	Wolde Harris	29
1994	1st	Wolde Harris	26
1995	T-5th	Wolde Harris	21
1998	1st	Wojtek Krakowiak	31
2002	T-6th	Dimelon Westfield	20
2019	T-1st	Robbie Robinson	18
	16th	Kimarni Smith	13
2020	14th	Kimarni Smith	8
2023	14th	Ousmane Sylla	13

ASSISTS

Year	Rk.	Player	Assists
1994	T-1st	Rivers Guthrie	18
1998	1st	Mark Lisi	17
2002	T-8th	Fabio Tambosi	12
2017	T-14th	Diego Campos	9
2019	6th	Tanner Dieterich	10
	T-10th	Grayson Barber	9
	T-10th	Robbie Robinson	9
2020	9th	Grayson Barber	7
2023	8th	Ousmane Sylla	10

POINTS PER GAME

Year	Rk.	Player	PPG.
1998	2nd	Wojtek Krakowiak	2.92
2000	6th	Mark Lisi	2.24
2002	6th	Dimelon Westfield	2.25
2017	T-15th	Diego Campos	1.61
2019	1st	Robbie Robinson	2.37
2023	18th	Ousmane Sylla	1.57

GOALS PER GAME

Year	Rk.	Player	GPG.
1998	2nd	Wojtek Krakowiak	1.29
2000	9th	Mark Lisi	0.88
2002	5th	Dimelon Westfield	1.00
2019	3rd	Robbie Robinson	0.95

ASSISTS PER GAME

Year	Rk.	Player	APG.
1998	7th	Mark Lisi	0.71
	T-9th	Scott Bower	0.67
2000	5th	Pablo Webster	0.65
	T-8th	Ross Goodacre	0.60
2002	17th	Fabio Tambosi	0.55
2017	T-13th	Diego Campos	0.50
2019	9th	Tanner Dieterich	0.50
	18th	Robbie Robinson	0.47

SHOTS PER GAME (SINCE 2010)

Year	Rk.	Player	Avg.
2017	9th	Diego Campos	3.78
2019	3rd	Robbie Robinson	4.74

SHOTS ON GOAL PER GAME (SINCE 2010)

Year	Rk.	Player	Avg.
2019	6th	Robbie Robinson	2.16

GAME-WINNING GOALS

Year	Rk.	Player	Total
2020	14th	James Brighton	3
2023	10th	Ousmane Sylla	5

GOALS AGAINST AVERAGE

Year	Rk.	Player	GA Avg.
1998	2nd	Josh Campbell	0.49
2001	17th	Doug Warren	0.80
2016	17th	Ximo Miralles	0.72
2021	18th	George Marks	0.82
2022	20th	Joseph Andema	0.75

TOTAL SAVES

Year	Rk.	Player	Saves
2015	17th	Andrew Tarbell	84
2020	18th	George Marks	44

GOALIE MINUTES PLAYED

Year	Rk.	Player	Minutes
2020	2nd	George Marks	1,791
2021	1st	George Marks	2,086
2023	3rd	Joseph Andema	2,041

SHUTOUTS

Year	Rk.	Player	Shutouts
2020	18th	George Marks	5
2021	8th	George Marks	8
2022	10th	Joseph Andema	8
2023	19th	Joseph Andema	7

TEAM

TOTAL POINTS (SINCE 2010)

Year	Ranking	Total
2014	9th	118
2015	3rd	156
2017	9th	125
2019	1st	214
2020	6th	95
2021	4th	159
2023	3rd	167

TOTAL GOALS (SINCE 2010)

Year	Ranking	Total
2014	17th	37
2015	4th	52
2017	11th	41
2019	1st	70
2020	3rd	35
2021	7th	51
2023	1st	60

TOTAL ASSISTS (SINCE 2010)

Year	Ranking	Total
2014	5th	44
2015	1st	52
2016	20th	35
2017	8th	43
2019	1st	74
2021	4th	57
2023	9th	47

POINTS PER GAME (SINCE 2010)

Year	Ranking	Avg.
2015	4th	6.50
2017	7th	6.58
2019	1st	9.73
2021	11th	6.91
2023	6th	7.26

ASSISTS PER GAME (SINCE 2010)

Year	Ranking	Avg.
2014	7th	2.00
2015	4th	2.17
2017	7th	2.26
2019	1st	3.36
2021	7th	2.48

CORNER KICKS PER GAME (SINCE 2010)

Year	Ranking	Avg.
2017	1st	7.58
2019	4th	6.86
2021	19th	6.35
2022	16th	6.62
2023	5th	7.26

SHOTS PER GAME (SINCE 2010)

Year	Ranking	Avg.
2019	2nd	18.50
2021	16th	15.43

SHOTS ON GOAL PER GAME (SINCE 2010)

Year	Ranking	Avg.
2017	13th	6.68
2019	2nd	8.14
2023	14th	6.57

SCORING OFFENSE

Year	Ranking	Goals/Game
1998	T-2nd	2.88
2000	5th	2.95
2001	14th	2.46
2002	T-12th	2.50
2015	9th	2.17
2017	T-6th	2.16
2019	1st	3.18
2021	14th	2.22
2023	4th	2.61

GOALS AGAINST AVERAGE

Year	Ranking	GA Avg.
1998	2nd	0.46
2001	16th	0.81
2016	13th	0.70
2021	15th	0.80
2023	16th	0.81

SHUTOUT PCT.

Year	Ranking	Pct.
1998	4th	.583
2023	19th	.435

WINNING PCT.

Year	Ranking	Pct.
1998	2nd	.917
2001	9th	.792
2015	9th	.792
2016	16th	.717
2019	6th	.864
2020	16th	.775
2021	17th	.739
2023	8th	.761

CAREER RECORDS

GAMES PLAYED

Rk.	Player	Years	Starts	Games
1.	Jaro Zawislan	1990-93	88	88
	Eric Eichmann	1983-86	87	88
	Jimmy Glenn	1990-93	75	88
4.	Justin Malou	2017-21	76	87
5.	Paul Rutenis	1984-87	81	86
	Gary Conner	1983-86	80	86
	Danny Care	1993-96	82	86
	Paul Clowes	2012-15	82	86
9.	Bruce Murray	1984-87	80	85
10.	Kyle Fisher	2012-15	83	83
	Mohamed Seye	2019-2023	46	83
11.	Pearse Tormey	1987-90	80	82
	Miles Joseph	1992-95	77	82
	Andy Pujats	1982-92	81	82

GAMES STARTED

Rk.	Player	Years	Games	Starts
1.	Jaro Zawislan	1990-93	88	88
2.	Eric Eichmann	1983-87	88	87
3.	Kyle Fisher	2012-15	83	83
4.	Danny Care	1993-96	86	82
	Paul Clowes	2012-15	86	82
6.	Andy Pujats	1988-92	82	81
	Paul Rutenis	1984-87	86	81
	Phanuel Kavita	2010-14	81	81
9.	Gary Conner	1983-86	86	80
	Bruce Murray	1984-87	85	80
	Matt Jordan	1994-97	80	80
	Pearse Tormey	1987-90	82	80

GOALS

Rk.	Player	Years	Games	Goals	Total
1.	Wolde Harris	1993-95	61	29-26-21	76
2.	Nnamdi Nwokocho	1979-82	63	26-21-21-6	74
3.	Jimmy Glenn	1990-93	88	19-12-5-32	68
4.	Gary Conner	1983-86	86	11-19-21-16	67
5.	Christian Nwokocho	1975-78	68	11-20-10-18	59
6.	Andy Demori	1968-70	37	19-10-27	56
7.	Bruce Murray	1984-87	84	13-9-6-20	48
8.	Godwin Ogbueze	1975-79	66	16-18-11-1	46
9.	Henry Abadi	1972-73	27	13-32	45
10.	Chuck Nash	1981-84	80	5-13-13-12	43
11.	Wojtek Krakowiak	1997-98	44	11-31	42
12.	Mo Tinsley	1979-82	73	11-5-10-15	41
13.	Pearse Tormey	1987-90	82	11-9-15-5	40
14.	Taiwo Ogunjobi	1975-78	72	9-14-7-5	35
15.	Arthur Ebunam	1979-82	76	5-10-8-11	34
16.	Mark Lisi	1997-00	77	3-10-5-15	33
17.	Nabeel Kammoun	1971-73	44	18-9-5	32
	Obed Ariri	1976-79	41	15-0-0-17	32
	Eric Eichmann	1983-86	88	5-8-11-8	32
	Steven Rhyne	2000-04	79	7-7-7-0-11	32
21.	Damian Ogunsuyi	1975-78	64	5-9-6-11	31
22.	Miles Joseph	1992-95	82	2-11-9-8	30
23.	Dimelon Westfield	2001-02	39	9-20	29
24.	Jon Payne	1989-92	76	5-12-4-7	28
25.	Marwan Kamaruddin	1977-79	50	11-10-5	26
	Kimarni Smith	2017-20	63	3-2-13-8	26

GOALS PER GAME

Rk.	Name	Years	Games	Goals	Gls/Gm
-----	------	-------	-------	-------	--------

1.	Henry Abadi	1972-73	27	45	1.67
2.	Andy Demori	1968-70	37	56	1.51
3.	Wolde Harris	1993-95	61	76	1.25
4.	Nnamdi Nwokocho	1979-82	63	74	1.17
5.	Wojtek Krakowiak	1997-98	44	42	.95
6.	Christian Nwokocho	1975-78	67	62	.88
7.	Obed Ariri	1976-79	41	32	.78
	Gary Conner	1983-86	86	67	.78
9.	Jimmy Glenn	1990-93	88	68	.77
10.	Dimelon Westfield	2001-02	39	29	.74

ASSISTS

Rk.	Player	Years	Games	Assists	Total
1.	Eric Eichmann	1983-86	88	5-12-19-11	47
2.	Bruce Murray	1984-87	84	15-14-6-11	46
3.	Pearse Tormey	1987-90	82	6-13-8-14	41
	Miles Joseph	1992-95	82	6-19-8-8	41
5.	Rivers Guthrie	1991-94	79	2-7-10-18	37
	Mark Lisi	1997-00	77	6-17-6-8	37
7.	Mo Tinsley	1979-82	73	10-10-6-7	33
8.	Imad Baba	1993-95	67	14-11-7	32
9.	Fabio Tambosi	1999-02	80	4-5-8-12	29
10.	Jimmy Glenn	1990-93	88	5-8-3-12	28
11.	Christian Nwokocho	1975-78	67	3-3-13-8	27
	John Wilson	1995-98	80	3-6-7-11	27
13.	Ross Goodacre	1998-01	78	6-7-9-4	26
14.	Steven Rhyne	2000-04	79	2-7-9-0-5	23
	Ian Fuller	1998-01	64	0-7-8-8	23
	Nnamdi Nwokocho	1979-82	63	11-1-5-6	23
17.	Nabeel Kammoun	1971-73	44	6-10-6	22
	Maxwell Amatasiro	1981-84	78	4-5-6-7	22
	Edo Boonstoppel	1987-89	56	6-8-8	22
	Thomas Najjar	1987-90	77	5-0-7-10	22
21.	Pablo Webster	1997-00	76	1-1-5-13	20
	Gary Conner	1983-86	86	4-8-6-2	20
	Chuck Nash	1981-84	80	6-6-6-2	20
	Danny Care	1993-96	86	3-4-10-3	20
	Clyde Browne	1972-75	58	5-10-2-3	20

ASSISTS PER GAME

Rk.	Player	Years	Games	Assists	Asst/G
1.	Bruce Murray	1984-87	84	46	.55
2.	Eric Eichmann	1983-86	88	47	.53
3.	Nabeel Kammoun	1971-73	44	22	.50
	Pearse Tormey	1987-90	82	41	.50
	Miles Joseph	1992-95	82	41	.50
6.	Mark Lisi	1997-00	77	37	.48
	Imad Baba	1993-96	67	32	.48
8.	Rivers Guthrie	1991-94	79	37	.47
9.	Mo Tinsley	1979-82	73	33	.45
10.	Henry Abadi	1972-73	27	12	.44

POINTS

Rk.	Player	Years	Games	Asts.	Goals	Points
1.	Nnamdi Nwokocho	1979-82	63	23	74	171
2.	Wolde Harris	1993-95	61	18	76	170
3.	Jimmy Glenn	1990-93	88	28	68	164
4.	Gary Conner	1983-86	86	20	67	154
5.	Christian Nwokocho	1975-78	67	27	59	145
6.	Bruce Murray	1984-87	84	46	48	142
7.	Andy Demori	1968-70	37	13	56	125
8.	Pearse Tormey	1987-90	82	41	40	121
9.	Mo Tinsley	1979-82	73	33	41	115
10.	Eric Eichmann	1983-86	88	47	32	111
	Godwin Ogbueze	1975-78	65	19	47	111
12.	Chuck Nash	1981-84	80	20	43	106

CAREER RECORDS

13.	Mark Lisi	1997-00	77	37	33	103
14.	Henry Abadi	1972-73	27	12	45	102
15.	Miles Joseph	1992-95	82	41	30	101
16.	Wojtek Krakowiak	1997-98	44	13	42	97
17.	Steven Rhyne	2000-04	79	23	32	87
18.	Arthur Ebunam	1979-82	76	18	34	86
	Nabeel Kammoun	1971-73	44	22	32	86
20.	Damian Ogunsuyi	1975-78	64	19	31	81
21.	Taiwo Ogunjobi	1975-78	72	7	35	77
22.	Fabio Tambosi	1999-02	80	29	23	75
23.	Imad Baba	1993-95	67	32	21	74
24.	Obed Ariri	1976-79	41	6	32	70
25.	Jon Payne	1989-92	76	13	28	69

POINTS PER GAME

Rk.	Name	Years	Games	Points	Pt/Game
1.	Henry Abadi	1972-73	27	102	3.78
2.	Andy Demori	1968-70	37	125	3.38
3.	Wolde Harris	1993-95	61	170	2.79
4.	Nnamdi Nwokocho	1979-82	63	171	2.71
5.	Wojtek Krakowiak	1997-98	44	97	2.20
6.	Christian Nwokocho	1975-78	67	149	2.16
7.	Nabeel Kamoun	1971-73	44	86	1.95
8.	Jimmy Glenn	1990-93	88	164	1.86
9.	Gary Conner	1983-86	86	154	1.79
10.	Dimelon Westfield	2001-02	39	68	1.74

GAME WINNING GOALS

Rk.	Player	Years	GWG
1.	Wolde Harris	1993-95	21
2.	Nnamdi Nwokocho	1979-82	19
	Gary Conner	1983-86	19
4.	Jon Payne	1989-92	15
5.	Wojtek Krakowiak	1997-98	14
6.	Arthur Ebunam	1979-82	13
	Chuck Nash	1981-84	13
	Bruce Murray	1984-87	13
9.	Mo Tinsley	1979-82	12
10.	Christian Nwokocho	1975-78	11
	Mark Lisi	1997-00	11
	Pearse Tormey	1987-90	11

MOST SHOTS

Rk	Player	Years	Shots
1.	Andy Demori	1968-70	308
2.	Wolde Harris	1993-95	297
3.	Nnamdi Nwokocho	1979-82	291
4.	Bruce Murray	1984-87	270
5.	Gary Conner	1983-86	268
6.	Jimmy Glenn	1990-93	267
7.	Mo Tinsley	1979-82	261
8.	Pearse Tormey	1987-90	247
9.	Christian Nwokocho	1975-78	232
10.	Eric Eichmann	1983-86	217

CLEMSON'S ELITE CAREER CLUBS

40 Goals-40 Assists

Player	Years	Goals/Assists
Bruce Murray	1984-87	48 goals, 46 assists
Pearse Tormey	1987-90	40 goals, 41 assists

30 goals-30 assists

Player	Years	Goals/Assists
Bruce Murray	1984-87	48 goals, 46 assists
Pearse Tormey	1987-90	40 goals, 41 assists
Eric Eichmann	1983-86	32 goals, 47 assists
Miles Joseph	1992-95	30 goals, 41 assists
Mo Tinsley	1979-82	41 goals, 33 assists
Mark Lisi	1997-00	33 goals, 37 assists

GOALKEEPER CAREER RECORDS

MOST SOLO SHUTOUTS

Rk.	Player	Year	No.
1.	Jamie Swanner	1982-83	29
2.	Jaro Zawislan	1990-93	22
3.	George Marks	2018-2021	21
4.	Matt Jordan	1994-97	19
5.	Phil Marfuggi	2003-06	18
6.	Denis Carrington	1973-76	17
	Josh Campbell	1996-99	17
8.	Andrew Tarbell	2012-15	15
	Joseph Andema	2022-23	15
10.	Doug Warren	2000-02	14
11.	Joseph Bendik	2006-09	11
	Cody Mizell	2010-12	11
13.	John Bruens	1977-79	10
	Sean Burke	1980-81	10
15.	Chris Dudley	1984-87	9
16.	Bill Finneyfrock	1978-79	7

13.	Matt Jordan	1994-97	.776
14.	Chris Dudley	1984-87	.774
15.	Bill Finneyfrock	1978-79	.772
16.	Joseph Bendick	2006-09	.766

BEST GOAL AGAINST AVG.

Rk.	Player	Years	Avg.
1.	Jamie Swanner	1982-83	0.42
2.	John Bruens	1977-79	0.52
3.	Denis Carrington	1973-76	0.70
4.	Shawn Cartmill	1982-85	0.71
5.	Joseph Andema	2022-23	0.81
	Chris Glodack	2011-14	0.81
7.	Josh Campbell	1996-99	0.83
8.	George Marks	2018-21	0.90
9.	Andrew Tarbell	2012-15	0.91
10.	Tim Genovese	1984-87	1.00
11.	Chris Dudley	1984-87	1.03
12.	Jaro Zawislan	1990-93	1.05
13.	Kevin Taylor	1986-89	1.05
14.	Doug Warren	2000-02	1.09
	Bill Finneyfrock	1978-79	1.09
15.	Roberto Marinaro	1987-90	1.10
16.	Matt Jordan	1994-97	1.14

MOST SAVES

Rk.	Player	Years	No.
1.	Jaro Zawislan	1990-93	446
2.	Matt Jordan	1994-97	311
3.	Joseph Bendik	2006-09	281
4.	Doug Warren	2000-02	261
5.	Phil Marfuggi	2003-06	242
6.	Gary Pace	1968-69	234
7.	Denis Carrington	1973-76	216
8.	Cody Mizell	2010-12	199
9.	George Marks	2018-21	179
10.	Jamie Swanner	1982-83	174
11.	Sean Burke	1980-81	173
12.	Andrew Tarbell	2012-15	163
13.	Josh Campbell	1996-99	140
14.	John Bruens	1977-79	112
15.	Chris Dudley	1984-87	106

MOST GOALKEEPER WINS

Rk.	Player	Years	Wins
1.	Jaro Zawislan	1990-93	58
2.	Denis Carrington	1973-76	50
3.	George Marks	2018-21	47
4.	Matt Jordan	1994-97	44
5.	John Bruens	1977-79	35
6.	Jamie Swanner	1982-83	34
7.	Josh Campbell	1996-99	32
	Andrew Tarbell	2012-15	32
9.	Doug Warren	2000-02	25
	Phil Marfuggi	2003-06	25
	Joseph Andema	2022-23	25
12.	Tim Genovese	1984-87	22
	Joseph Bendik	2006-09	22
14.	Kevin Taylor	1986-89	20
15.	Chris Dudley	1984-87	18
16.	Shawn Cartmill	1982-85	16
	Cody Mizell	2010-12	16

MOST SAVES PER GAME

Rk.	Player	Years	SPG
1.	Jaro Zawislan	1990-93	5.07
2.	Joseph Bendik	2006-09	4.61
3.	Jamie Swanner	1982-83	4.14
4.	Doug Warren	2000-02	4.08
5.	Cody Mizell	2010-12	3.90
6.	Matt Jordan	1994-97	3.89
7.	Dennis Carrington	1973-76	3.79
8.	Phil Marfuggi	2003-06	3.67
9.	Chris Dudley	1984-87	3.12
10.	Andrew Tarbell	2012-15	2.91

MOST MINUTES

Rk.	Player	Years	Min.
1.	Jaro Zawislan	1990-93	7829
2.	Matt Jordan	1994-97	7136
3.	George Marks	2018-21	6241
4.	Phil Marfuggi	2003-06	5895
5.	Doug Warren	2000-02	5757
6.	Joseph Bendik	2006-09	5508
7.	Andrew Tarbell	2012-15	5254
8.	Cody Mizell	2010-12	4779
9.	Denis Carrington	1973-76	4392
10.	Jamie Swanner	1982-83	3814

BEST SAVE PCT.

Rk.	Player	Years	No.
1.	Jamie Swanner	1982-83	.906
2.	Maxie Headley	1975-77	.882
3.	Denis Carrington	1973-76	.864
4.	Josh Campbell	1996-99	.853
5.	Sean Burke	1980-81	.852
6.	John Bruens	1977-79	.848
7.	Jaro Zawislan	1990-93	.831
8.	Chris Glodack	2011-14	.817
9.	Shawn Cartmill	1982-85	.806
10.	Josh Campbell	1996-99	.806
11.	Joseph Andema	2022	.793
12.	Doug Warren	2000-02	.789

HAT TRICKS

(3 or more goals scored in a single match)

<u>1967</u>					
Leo Serrano	5 goals vs. Erskine	10-10-67			
<u>1968</u>					
Andy Demori	4 goals vs. Emory	9-28-68			
	4 goals vs. The Citadel	10-26-68			
	3 goals vs. N.C. State	11-9-68			
<u>1970</u>					
Andy Demori	4 goals vs. Georgia State	9-25-70			
	3 goals vs. The Citadel	10-3-70			
	5 goals vs. Emory	10-10-70			
	3 goals vs. North Carolina	10-16-70			
Crag Daugherty	3 goals vs. Sewanee	10-9-70			
John Bellack	3 goals vs. Furman	11-10-70			
<u>1971</u>					
Nabeel Kammoun	5 goals vs. Jacksonville	9-25-71			
Jon Babashak	3 goals vs. Virginia	10-10-71			
	5 goals vs. Furman	11-10-71			
Roberto Bradford	3 goals vs. Warren Wilson	9-18-71			
	3 goals vs. Appalachian State	9-29-71			
<u>1972</u>					
Henry Abadi	3 goals vs. Appalachian State	9-25-72			
	3 goals vs. Rollins	9-29-72			
<u>1973</u>					
Henry Abadi	5 goals vs. N.C. State	9-16-73			
	6 goals vs. Western Carolina	9-26-73			
	4 goals vs. Furman	10-3-73			
	3 goals vs. The Citadel	10-7-73			
	3 goals vs. Appalachian State	10-21-73			
Woolley Ford	4 goals vs. Furman	10-3-73			
	3 goals vs. James Madison	11-25-73			
<u>1974</u>					
Rennie Phillips	3 goals vs. James Madison	9-15-74			
	3 goals vs. Furman	9-26-74			
	4 goals vs. N.C. State	11-3-74			
George Hyles	4 goals vs. Jacksonville	9-30-74			
	4 goals vs. North Carolina	10-18-74			
<u>1975</u>					
Godwin Ogbueze	3 goals vs. Jacksonville	9-28-75			
	4 goals vs. N.C. State	10-19-75			
Christian Nwokocha	5 goals vs. Duke	10-26-75			
<u>1976</u>					
Godwin Ogbueze	3 goals vs. Ala.-Huntsville	9-19-76			
	3 goals vs. Furman	9-29-76			
Christian Nwokocha	6 goals vs. Flagler	10-31-76			
	4 goals vs. James Madison	10-26-76			
<u>1977</u>					
Christian Nwokocha	4 goals vs. Florida Tech	9-11-77			
Godwin Ogbueze	3 goals vs. Furman	10-27-77			
<u>1978</u>					
Christian Nwokocha	3 goals vs. Pfeiffer	9-3-78			
	3 goals vs. Philadelphia Tex.	12-10-78			
Marwan Kamaruddin	3 goals vs. Erskine	10-31-78			
<u>1979</u>					
Nnamdi Nwokocha	7 goals vs. Belmont Abbey	9-9-79			
	3 goals vs. Davis & Elkins	10-5-79			
	4 goals vs. Erskine	10-24-79			
Obed Ariri	3 goals vs. Belmont Abbey	9-19-79			
Mo Tinsley	3 goals vs. Belmont Abbey	9-19-79			
	3 goals vs. Davis & Elkins	10-5-79			
<u>1980</u>					
Nnamdi Nwokocha	3 goals vs. Old Dominion	9-7-80			
	3 goals vs. Wake Forest	9-14-80			
	4 goals vs. Georgia State	9-17-80			
	3 goals vs. N.C. State	9-21-80			
<u>1982</u>					
Chuck Nash	4 goals vs. Appalachian State	9-5-82			
	3 goals vs. Erskine	9-29-82			
Nnamdi Nwokocha	3 goals vs. Florida Int.	10-6-82			
<u>1983</u>					
Adubarie Otorubio	3 goals vs. Western Carolina	9-28-83			
<u>1986</u>					
Gary Conner	3 goals vs. Charleston	8-31-86			
	3 goals vs. Mercer	11-5-86			
David Fortner	3 goals vs. Mercer	11-5-86			
<u>1987</u>					
Bruce Murray	3 goals vs. UNC-Asheville	9-1-87			
<u>1988</u>					
James Grimes	3 goals vs. USC-Spartanburg	9-1-88			
Richie Richmond	3 goals vs. Duke	9-25-88			
<u>1989</u>					
Jon Payne	3 goals vs. North Georgia	9-1-89			
Pearse Tormey	4 goals vs. Presbyterian	10-3-89			
<u>1990</u>					
Jon Payne	3 goals vs. Georgia State	10-2-90			
Jimmy Glenn	3 goals vs. Coastal Carolina	9-26-90			
	3 goals vs. Adelphi	10-5-90			
	4 goals vs. Santa Clara	10-7-90			
<u>1991</u>					
Jimmy Glenn	3 goals vs. William & Mary	10-13-91			
John Hammontree	4 goals vs. Maryville	10-16-91			
<u>1992</u>					
Wael Salama	4 goals vs. Mercer	9-29-92			
<u>1993</u>					
Jimmy Glenn	3 goals vs. Radford	9-4-93			
	3 goals vs. Appalachian State	9-22-93			
	3 goals vs. Georgia State	10-20-93			
	3 goals vs. Mercer	10-27-93			
Wolde Harris	4 goals vs. Appalachian State	9-22-93			
	3 goals vs. Francis Marion	9-28-93			
<u>1994</u>					
Wolde Harris	5 goals vs. Vanderbilt	9-4-94			

HAT TRICKS

	3 goals vs. North Carolina	9-11-94
	4 goals vs. Mercer	9-14-94
	3 goals vs. Furman	10-16-94
Rivers Guthrie	3 goals vs. Vanderbilt	9-4-94
<u>1995</u>		
Wolde Harris	3 goals vs. Erskine	10-11-95
	3 goals vs. Wofford	11-1-95
<u>1996</u>		
Jeff Yenser	4 goals vs. UNC-Asheville	9-1-96
	3 goals vs. Georgia Southern	9-18-96
Paul Stalteri	3 goals vs. Appalachian State	9-25-96
Eric Quill	3 goals vs. Erskine	10-16-96
<u>1998</u>		
Wojtek Krakowiak	3 goals vs. North Carolina	9-13-98
	3 goals vs. Cal Poly SLO	10-2-98
	4 goals vs. Elon	10-28-98
	3 goals vs. Lafayette	11-22-98
<u>1999</u>		
Mark Lisi	4 goals vs. Winthrop	10-13-99
<u>2000</u>		
Fabio Tambosi	3 goals vs. Charleston Southern	9-20-00
<u>2001</u>		
Damelon Westfield	3 goals vs. Davidson	10-21-01
<u>2004</u>		
Steven Rhyne	3 goals vs. Lipscomb	9-1-04
<u>2007</u>		
Tate Parrish	3 goals vs. Georgia Southern	10-2-07
<u>2008</u>		
Michael Brooks	4 goals vs. Maryland	10-3-08
<u>2012</u>		
Austin Savage	3 Goals vs. Gardner-Webb	10-16-12
<u>2017</u>		
Jason Wright	3 Goals vs. Gardner-Webb	10-10-17
Diego Campos	3 Goals vs. Duke	10-13-17
<u>2019</u>		
Robbie Robinson	3 goals vs. USC Upstate	9-9-19
	3 goals at. Syracuse	10-19-19
Kimarni Smith	3 goals vs. USC Upstate	9-9-19
<u>2020</u>		
Kimarni Smith	3 goals vs. Virginia Tech	11-15-20
<u>2022</u>		
Marco Garcia	3 goals vs. Presbyterian	9-19-22
<u>2023</u>		
Mohamed Seye	3 goals vs. Presbyterian	9-5-23
Ousmane Sylla	3 goals vs. Boston College	10-20-23

Individuals with Multiple Hat Tricks in a Season: (18 individuals)

- Henry Abadi - 1972, 1973
- Jon Babashak - 1971
- Roberto Bradford - 1971
- Gary Conner - 1986
- Andy Demori - 1968, 1970
- Woolley Ford - 1973
- Jimmy Glenn - 1990, 1993
- Wolde Harris - 1993, 1994, 1995
- George Hyles - 1974
- Wojtek Krakowiak - 1998
- Chuck Nash - 1982
- Christian Nwokocha - 1976, 1978
- Nnamdi Nwokocha - 1979, 1980
- Godwin Ogbueze - 1975, 1976
- Rennie Phillips - 1974
- Robbie Robinson - 2019
- Mo Tinsley - 1979
- Jeff Yenser - 1996

Most Seasons with Multiple Hat Tricks in a Season:

- 3, Wolde Harris - 1993, 1994, 1995
- 2, Andy Demori - 1968, 1970
- 2, Henry Abadi - 1972, 1973
- 2, Godwin Ogbueze - 1975, 1976
- 2, Christian Nwokocha - 1976, 1978
- 2, Nnamdi Nwokocha - 1979, 1980
- 2, Jimmy Glenn - 1990, 1993

Most Consecutive Matches With A Hat Trick:

- 4, Nnamdi Nwokocha, 1980

Most Hat Tricks In A Season By Team:

- 7, 1973

MOST HAT TRICKS/SEASON

Rk.	No.	Name	Year
1.	5	Henry Abadi	1973
2.	4	Andy Demori	1970
	4	Nnamdi Nwokocha	1980
	4	Jimmy Glenn	1993
	4	Wolde Harris	1994
	4	Wojtek Krakowiak	1998

MOST HAT TRICKS/CAREER (MIN. 3)

Rk.	No.	Name
1.	8	Nnamdi Nwokocha
	8	Jimmy Glenn
	8	Wolde Harris
4.	7	Henry Abadi
	7	Andy Demori
6.	6	Christian Nwokocha
7.	5	Godwin Ogbueze
8.	4	Wojtek Krakowiak
9.	3	Rennie Phillips

Note: Clemson players have scored 103 hat tricks.

*ACC Matches in Bold Face

LAST MINUTE GOALS

Clemson players who have scored the winning goal in the last 10 minutes of a game or in an overtime period. If two or more goals were scored during this time, the goal putting Clemson ahead is listed.

Date	Score	Scorer	Site	Opponent	Time
11-11-67	4-3	Mark Rubich	A	N.C. State (OT)	N/A
11-2-68	1-0	Frank Schmidt (Mullis)	A	Warren Wilson (OT)	98:00
11-9-68	4-3	Mark Rubich (Unassisted)	H	N.C. State	89:45
11-3-72	1-0	Italo Yannuzelli (Penalty Kick)	A	Duke (OT)	99:30
12-2-73	1-0	Henry Abadi (Watson)	H	South Florida (4OT)	139:12
11-17-74	3-2	Godwin Royce (Phillips)	H	Navy (OT)	101:48
10-5-75	2-1	Christian Nwokocha (Moore)	H	St. Louis	81:58
10-2-76	4-2	Charles Headlam (Unassisted)	A	SIU-Edwardsville	101:40
10-26-76	3-2	Taiwo Ogunjobi (Headlam)	A	James Madison	94:30
9-30-77	1-0	Benedict Poopola (Unassisted)	H	Erskine (OT)	90:41
11-5-78	3-2	Benedict Poopola (Unassisted)	H	Maryland (OT)	104:51
11-19-78	2-1	Benedict Poopola (Ogunsuyi)	H	Appalachian State (OT)	91:16
9-16-79	2-1	Arthur Ebunam(Nwokocha)	H	Connecticut (OT)	90:58
9-24-80	1-0	Arthur Ebunam (Unassisted)	H	UNC Charlotte	88:35
10-8-80	4-2	Nnamdi Nwokocha (Ebunam)	H	Berry College (OT)	103:27
10-12-80	1-0	Nnamdi Nwokocha (Unassisted)	A	South Carolina	87:42
9-27-81	2-1	Maxwell Amatasiro (Unassisted)	H	Duke (OT)	95:28
11-6-81	2-0	Aronso Aronu (Tinsley)	A	Virginia (OT)	92:32
10-20-83	1-0	Dick Landgren (Nash)	H	Wake Forest (OT)	92:30
11-6-83	1-0	David Torris (Unassisted)	A	Maryland	88:00
9-26-84	5-2	Charlie Morgan (Gray)	H	Erskine (OT)	95:16
10-14-84	3-2	Chuck Nash (Gray)	A	South Carolina (OT)	102:57
10-19-84	3-1	Dick Landgren (Conner)	H	Tampa	82:04
12-16-84	2-1	John Lee (Amatasiro, Landgren)	N1	Indiana	88:18
9-25-85	3-2	J.R. Fenton (Corollo)	H	Erskine	89:47
10-6-85	2-1	Gary Conner (Eichmann)	H	Wake Forest	86:07
10-24-86	3-1	Eric Eichmann (Landgren)	H	Indiana (OT)	93:21
9-9-87	2-0	John Meek (Rutenis)	H	College of Charleston (OT)	119:01
9-16-87	3-2	Richard Richmond (Najjar)	H	Georgia State	89:41
10-7-87	1-0	Pearse Tormey (Alos)	H	Berry	87:09
10-6-89	2-1	Rob Fritz (Tormey)	H	Yale	88:46
10-8-89	2-1	Pearse Tormey (Unassisted)	H	Southern Methodist	88:34
10-11-89	2-0	Symen de Willigen (Tormey)	H	College of Charleston (OT)	105:26
10-18-89	4-2	Rob Fritz (Veghte, Tormey)	H	USC-Spartanburg	86:00
10-28-90	1-1	John Hammontree (Najjar)	H	Virginia (OT)	87:10
9-5-92	2-1	Wael Salama (Unassisted)	H	South Alabama (OT)	115:53
10-21-92	2-1	Jon Payne (Glenn)	H	UNC-Charlotte (OT)	95:53
10-25-92	2-1	Jon Payne (Goodloe)	H	Maryland	88:13
11-5-92	3-2	Jon Payne (Unassisted)	N2	Duke (OT)	119:00
10-10-93	2-1	Jimmy Glenn (Unassisted)	A	Virginia	89:59
9-10-95	2-1	Imad Baba (Unassisted)	A	North Carolina (OT)	111:10
10-8-95	2-1	Wolde Harris (Joseph)	H	UNC-Charlotte	99:29
9-15-96	3-2	Jeff Yenser (Sweeney)	H	North Carolina (OT)	106:28
10-23-96	3-2	Paul Stalteri (DeBruin)	H	Furman	87:34
11-30-97	1-0	Bob Cavanagh (Wilson)	A	South Carolina	105:30
10-16-99	2-1	Matt Elliott (Unassisted)	A	Virginia	84:43
11-19-00	3-2	Ricky Lewis (Webster, Onyewu)	H	Furman	86:21
9-2-01	2-1	Paul Souders (Ross Goodacre)	N3	California	81:34
9-23-01	2-1	Ian Fuller (Rhyne, Borges)	A	N.C. State	89:44
10-17-01	3-2	Steve Rhyne (Unassisted)	A	Furman	111:40
11-25-01	1-0	Kenneth Cutler (Goodacre, Granan)	H	Kentucky	123:13
12-2-01	3-2	Oguchi Onyewu (Bringsved)	H	Alabama-Birmingham	106:55
10-6-02	2-1	Dimelon Westfield (Borges)	A	South Carolina	101:47
10-13-02	3-2	Dimelon Westfield (Cooper)	H	Virginia	101:28
11-10-02	3-2	Andre Borges (Lewis, Jones)	H	Western Illinois	93:24
11-30-02	2-1	Brett Branam (Cutler)	A	Wake Forest	99:28
8-29-03	1-0	Paul Souders (Roberts)	N4	Richmond	89:34
10-27-04	3-2	Olatomiwa Ogunsola (Unassisted)	H	Stetson	107:54
9-9-05	3-2	Alan O'Hara (Sturgis)	N5	William & Mary	106:51

LAST MINUTE GOALS

9-20-05	2-1	Dane Richards (Roberts)	H	Gardner-Webb	81:45
10-16-05	1-0	Nathan Sturgis (Penalty Kick)	H	Winthrop	96:31
12-2-05	1-0	Charlie Roberts (Sturgis)	H	Creighton	89:21
8-25-06	4-3	Dane Richards (Moojen)	A	South Carolina	82:28
11-4-07	1-0	Tommy Drake (Newton, Buchholz)	H	Boston College	85:42
9-1-08	3-2	Michael Brooks (Cava)	H	Georgia State	85:47
9-21-08	3-2	Hassan Ibrahim (Moore)	H	Virginia Tech	102:18
10-14-08	1-0	Keegan Priest (Drake, Cava)	A	Wofford	80:41
10-25-08	3-2	Nathan Thornton (Moore, Burton)	H	North Carolina	108:28
10-30-09	1-0	Austin Savage (Cava)	A	N.C. State	84:46
9-22-10	1-0	Nick Burton (Unassisted)	A	Furman	93:34
10-19-10	1-1	Stephen McGill (Sumpter, Stockinger)	H	Georgia Southern	86:12
10-22-10	2-1	Riley Sumpter (Stockinger, McGill)	H	Duke	96:14
9-23-11	2-1	Brynjar Benediktsson (Smith)	A	N.C. State	109:31
9-27-11	2-1	Brynjar Benediktsson (Metcalfe)	H	Gardner-Webb	109:50
10-28-11	2-1	Phanuel Kavita (Priest, Benediktsson)	H	Maryland	84:25
9-21-12	2-1	Ara Amirkhanian (Sanchez, Gayton)	H	N.C. State	98:34
9-2-13	2-1	Thales Moreno (Dia)	H	South Carolina	101:36
10-8-13	2-1	Ara Amirkhanian (Burnikel, Tarbell)	A	North Carolina	91:38
11-12-13	2-1	Kyle Fisher (McNamara)	H	North Carolina	81:57
9-14-14	2-1	Oliver Shannon (Sanchez)	A	Providence	92:34
10-21-14	2-1	Oliver Shannon (Amirkhanian)	H	Coastal Carolina	95:41
*11-16-14	2-1	Ara Amirkhanian (Campos, Fisher)	N	Louisville	104:43
10-17-15	1-0	Kyle Murphy (unassisted)	A	Syracuse	89:09
9-23-16	2-1	Grayson Raynor (Shannon)	A	Virginia Tech	86:38
9-27-16	1-0	Austin Burnikel (Shannon)	A	South Florida	92:11
10-25-16	1-0	Aaron Jones (unassisted)	H	Georgia Southern	83:05
11-9-16	1-0	Alex Happi (Jones)	H	Boston College	88:31
11-20-16	2-1	Alex Happi (Bunk-Andersen, Dieterich)	H	South Carolina	92:40
9-4-17	2-1	Kimarni Smith (Campos)	A	Georgia Southern	99:53
10-2-18	3-1	Adrian Nuñez (Burnikel, Smith)	H	Charleston	83:11
9-17-19	3-2	Alvaro Gomez (Barber)	H	Fordham	99:38
11-24-19	2-1	Grayson Barber	H^	Charlotte	93:11
12-1-19	2-1	Robbie Robinson (PK)	H@	Providence	104:08
10-16-20	2-1	James Brighton	H	Duke	100:16
11-18-20	2-1	Luis Felipe Fernandez-Salvador (PK)	N2	Virginia	86:52
3-13-21	1-0	Ousmane Sylla (J. Brighton)	A	Virginia Tech	106:05
3-20-21	1-0	Hamady Diop (PK)	H	NC State	85:30
10-1-21	2-1	Luis Felipe Fernandez-Salvador	A	Wake Forest	86:02
10-15-21	3-2	Luis Felipe Fernandez-Salvador	A	Duke	90:58
11-21-21	1-0	Oskar Agren (PK)	H	Denver	107:31
11-28-21	2-1	Alvaro Gomez	H	Kentucky	88:52
9-1-23	2-0	Alex Meinhard	H	South Carolina	81:15
9-12-23	3-2	Isaiah Easley	A	USF	81:15
9-19-23	7-0	Tyler Trimnal	H	Gardner-Webb	86:17
9-29-23	2-1	Ousmane Sylla	H	Virginia Tech	89:56
10-3-23	4-1	Alex Meinhard	H	Winthrop	82:20
10-6-23	4-0	Alex Meinhard	H	Louisville	84:05
10-27-23	1-1	Mohamed Seye	A	NC State	85:15
#11-5-23	3-3	Alex Meinhard (PK)	H	Duke	93:50
%11-19-23	3-0	Arthur Duquenne	H	Charlotte	87:05

N1 -- NCAA Finals at the Kingdome, Seattle, Washington

N2 -- ACC Tournament, Chapel Hill, NC

N3 -- Cal-St.-Fullerton Invitational

N4 -- VCU Invitational

* -0 2014 ACC Tournament Final

^ -- 2019 NCAA Round of 32

@ -- 2019 NCAA Round of 16

-- ACC Tournament

% -- NCAA Tournament Round of 32

OVERTIME MATCHES

Clemson's Longest Overtime Game:

139:12 Clemson 1, South Florida 0, 1973

Record in Penalty Kick Round: 7-10

Penalty Kick Matches:

11-20-82	A* - Duke (3-4)
11-24-85	H* - South Carolina (3-5)
11-6-92	N - N.C. State (5-4)
11-11-94	H - Virginia (3-3) First Rd., (1-2) Sudden Death PKs
11-27-02	H^ - Coastal Carolina (4-4) First Rd., (1-0) Sudden Death PKs.
11-12-03	N - Virginia (1-3)
11-21-03	A - Virginia Tech (5-5) First Rd., (0-1) Sudden Death PKs.
11-8-11	A - Duke (4-5)
11-21-13	A - Elon (1-4)
11-9-14	H - Wake Forest (3-2)
11-14-14	N - Notre Dame (5-4)
12-4-15	H - Maryland (3-1)
12-11-15	N - Syracuse (4-1)
11-6-16	H - Syracuse (4-2)
11-1-17	H - Syracuse (4-3)
12-6-19	H - Stanford (4-4) First Rd. (0-1) Sudden Death PKs.
5-6-21	N - Marshall (4-4) First Rd., (2-3) Sudden Death PKs.
12-4-21	A -- Oregon State (4-3)
12-10-21	N -- Notre Dame (5-3)
11-5-23	H -- Duke (4-1)
11-12-23	N -- North Carolina (5-3)

*Counted as losses

^Counted as a victory

Clemson vs. Teams in Overtime

Team	Home	Away	Neutral	Totals
Air Force	0-0-1	0-0-0	0-0-0	0-0-1
Alabama A&M	0-1-0	0-0-0	0-0-0	0-1-0
Alabama-Birmingham	1-0-0	0-0-0	0-0-0	1-0-0
Appalachian State	1-0-0	0-0-0	0-0-0	1-0-0
Berry College	1-0-0	0-0-0	0-0-0	1-0-0
Boston College	0-0-2	0-0-3	0-1-0	0-1-5
California	0-0-0	0-0-1	0-0-0	0-0-1
Charlotte	3-0-3	0-1-0	0-0-0	3-1-3
Citadel	0-0-1	0-0-0	0-0-0	0-0-1
Cleveland State	0-0-1	0-0-0	0-0-0	0-0-1
Coastal Carolina	2-1-1	0-0-1	0-0-0	2-1-2
Col. of Charleston	2-0-1	0-0-0	0-0-0	2-0-1
Connecticut	1-1-0	0-0-0	0-0-1	1-1-1
Davidson	0-0-0	1-0-2	0-0-0	1-0-2
Denver	1-0-0	0-0-0	0-0-0	1-0-0
Duke	3-0-3	0-2-3	1-0-0	4-2-6
East Tennessee St.	0-1-0	0-0-1	0-0-0	0-1-1
Elon	0-0-1	0-0-1	0-0-0	0-0-2
Erskine	2-0-0	0-0-0	0-0-0	2-0-0
Evansville	0-1-0	0-0-0	0-0-0	0-1-0
Fordham	1-0-0	0-0-0	0-0-0	1-0-0
Florida Inter.	0-0-1	0-0-0	0-0-0	0-0-1
Fresno State	0-0-0	0-0-0	0-0-1	0-0-1
Furman	0-0-1	2-3-1	0-0-0	2-3-2
Gardner-Webb	1-0-0	0-0-0	0-0-0	1-0-0
George Mason	0-0-0	0-0-1	0-0-0	0-0-1
Georgia Southern	0-0-2	1-0-0	0-0-0	1-0-2
Indiana	1-0-0	0-0-1	0-0-0	1-0-1
Jacksonville	0-0-1	0-0-0	0-0-0	0-0-1
James Madison	1-0-0	0-0-0	0-0-0	1-0-0
Kentucky	1-0-0	0-0-0	0-0-0	1-0-0
Louisville	0-0-0	0-1-1	1-0-0	1-1-1
Marshall	0-0-0	0-0-0	0-0-1	0-0-1
Maryland	1-0-2	0-2-1	0-3-0	1-5-3
Massachusetts	0-0-0	0-0-1	0-0-0	0-0-1
North Carolina	2-0-5	2-2-2	0-1-1	4-3-8
N.C.-Asheville	0-0-0	0-1-0	0-0-0	0-1-0
N.C. State	2-0-1	2-2-5	0-0-1	4-2-7
Notre Dame	0-1-0	0-0-0	1-0-1	1-1-1
Old Dominion	0-0-1	0-0-1	0-0-0	0-0-2
Oregon State	0-0-0	0-0-1	0-0-0	0-0-1
Pittsburgh	0-0-0	0-1-0	0-0-0	0-1-0
Providence	1-0-0	1-0-0	0-0-0	2-0-0
Radford	0-0-1	0-0-0	0-0-0	0-0-1
St. Louis	0-0-0	0-1-1	0-0-0	0-1-1
San Diego State	0-1-0	0-0-0	0-0-0	0-1-0
South Alabama	1-0-0	0-0-0	0-0-0	1-0-0
South Carolina	4-3-0	2-3-1	0-0-0	6-6-1
S.C. Upstate	0-0-1	0-0-0	0-0-0	0-0-1
South Florida	1-0-0	1-1-2	0-0-0	2-1-2
SIU-Edwardsville	0-0-0	1-0-0	0-0-0	1-0-0
Stetson	1-0-0	0-0-0	0-0-0	1-0-0
Stanford	0-0-1	0-0-0	0-0-0	0-0-1
Syracuse	0-0-3	0-0-0	0-0-1	0-0-4
UCLA	0-0-0	0-0-0	0-1-0	0-1-0
Virginia	1-3-2	1-2-4	0-0-1	2-5-7
Virginia Tech	1-0-3	1-1-2	0-0-0	2-1-5
Wake Forest	2-1-3	1-3-4	0-0-0	3-4-7
Warren Wilson	0-0-0	1-0-0	0-0-0	1-0-0
Western Illinois	1-0-0	0-0-0	0-0-0	1-0-0
William & Mary	0-0-0	0-0-0	1-0-0	1-0-0
Winthrop	1-0-1	0-0-0	0-0-0	1-0-1
Wofford	0-0-1	0-0-0	0-0-0	0-0-1
Totals	41-14-44	17-26-41	3-6-9	60-47-93

Overtime and Length of Match Rule History

Year	Length of Match
1967-72	4 Periods of 22 Minutes
1973-Present	2 Periods of 45 Minutes

Year	Overtime Format
1967-72	Two periods of five minutes
1973-74	No Overtime
	Post season:15-Minute Sudden Death Periods
1975-82	Two Periods of 10 minutes were played, Post-Season: two 10 Minute OT periods followed by PKs.
1983-88	Two Periods of 10 minutes Post-season: Two, 10 minute OT periods, two 10-minute sudden death OT periods, followed by PKs.
1988	Matches recorded as ties if advances to PK Round
1989-90	Two,15-minute OT periods in regular season. Post-season: Two, 15 minute OT periods followed by PKs
1991-96	Regular season: Two periods of 15 minutes were played. Post-season: If the game is NOT followed the next day by a game; Two 15-minute periods followed by two, 15-minute sudden death periods, then PKs. If there IS a game the next day, there were two, 15-minute periods followed by PKs.
1997-01	In 2000, Sudden-Death was changed to sudden-victory: Regular season games: two, 15-minute sudden-death periods. Post-season remained the same.
2002-21	Two, 10-minute, Sudden-Victory OT periods. Post-season: Two, 10-minute, Sudden-Victory Periods followed by PKs.
2022-Present	Match ends in tie after 90 minutes. Post-season: Two, 10-minute, Sudden-Victory Periods followed by PKs.

*Matches decided by PK's in 2002 were awarded a W or L. No ties were awarded.

OVERTIME MATCHES

1967 (1-0-0)		
N. 11	4-3 W	A N.C. State
1968 (1-0-1)		
O. 22	2-2 T	A Virginia
N. 2	1-0 W	A Warren Wilson
1969 (0-0-1)		
O. 18	2-2 T	H The Citadel
1970 (0-0-1)		
O. 16	3-3 T	H North Carolina
1971 (0-0-1)		
O. 23	2-2 T	A North Carolina
1972 (0-0-1)		
O. 1	1-1 T	A South Florida
1973 (1-1-0)		
D. 2	1-0 W	H South Florida (4) (4-13)
J. 2	1-2 L	N UCLA (4-6)
1976 (2-0-1)		
O. 2	4-2 W	A SIU-Edwardsville (3-7)
O. 26	3-2 W	H James Madison (1-NR)
N. 7	1-1 T	H Maryland (1-NR)
1977 (1-0-0)		
S. 30	1-0 W	H Erskine (4-NR)
1978 (2-0-1)		
O. 22	0-0 T	H North Carolina (2-NR)
N.5	3-2 W	H Maryland (3-NR)
N.19	2-1 W	H Appalachian State (3-18)
1979 (1-0-1)		
S. 16	2-1 W	H Connecticut (3-5)
O. 28	0-0 T	H Jacksonville (6-NR)
1980 (1-1-2)		
O. 5	1-1 T	H1 Cleveland St. (17-19)
O. 8	4-2 W	H Berry College
O. 19	2-2 T	H North Carolina
O. 25	1-2 L	A South Florida (18-NR)
1981 (2-2-0)		
S. 27	2-1 W	H Duke (3-7)
O. 4	0-1 L	A North Carolina (3-NR)
N. 6	2-0 W	A Virginia (3-NR)
N. 22	1-2 L	H Alabama A&M (3) (2-NR)
1982 (0-1-1)		
O. 24	2-2 T	A South Florida (5-NR)
N. 20	1-2 L	A Duke (PK) (7-1)
1983 (1-1-2)		
S. 25	0-0 T	H Duke (3-1)

O. 20	1-0 W	H Wake Forest (2-NR)
O. 26	1-1 T	H USC-Spartenburg (2-NR)
N. 13	1-2 L	A N.C. State (6-NR)
1984 (2-0-0)		
S. 26	5-2 W	H Erskine
O. 14	3-2 W	H South Carolina
1985 (0-1-2)		
S. 7	0-0 T	N Connecticut (1-16)
N. 9	2-2 T	N Fresno St. (T3-14)
N. 24	0-1 L	H South Carolina (PK) (4-6)
1986 (1-1-2)		
S. 6	2-2 T	A St. Louis (6-NR)
S. 21	0-0 T	A George Mason (4-NR)
O. 12	3-4 L	A South Carolina (19-5)
O. 24	3-1 W	H Indiana (18-NR)
1987 (1-2-1)		
S. 9	2-0 W	H Charleston (20-NR)
O. 18	2-2 T	A N.C. State (10-NR)
O. 25	0-1 L	A Maryland (10-NR)
N. 5	1-2 L	N North Carolina (12-20)
1988 (0-1-2)		
S. 14	1-1 T	H College of Charleston (3-NR)
S. 21	0-0 T	H Furman (16-NR)
O. 16	0-1 L	H Evansville (NR-10)
1989 (1-1-1)		
O. 1	0-0 T	A N.C. State
O. 11	2-0 W	H College of Charleston
O. 29	2-4 L	A Virginia (20-1)
1990 (0-0-1)		
O. 28	1-1 T	H Virginia (2-8)
1991 (0-0-2)		
S. 1	0-0 T	H UNC-Charlotte (7-NR)
S. 29	2-2 T	A N.C. State (NR-8)
1992 (3-1-4)		
S. 5	2-1 W	H South Alabama (8-NR)
S. 13	1-1 T	H North Carolina (6-NR)
S. 20	1-1 T	A Duke (6-3)
O. 4	0-0 T	H Old Dominion (5-NR)
O. 11	2-3 L	H Virginia (4-1)
O. 21	2-1 W	H UNC-Charlotte (NR-6)
N. 5	3-2 W	N Duke (NR-8)
N. 6	3-3 T	N N.C. State (PK) (NR-T3)
1993 (0-1-1)		
S. 12	2-2 T	A North Carolina (6-24)
O. 31	1-2 L	H South Carolina (3-18)
1994 (0-2-1)		

O. 19	1-3 L	A South Carolina (NR-3)
N. 6	1-3 L	A Wake Forest
N. 11	2-2 T	H Virginia (PK) (NR-4)
1995 (2-1-1)		
S. 10	2-1 W	A North Carolina (3-9)
O. 1	1-1 T	A California (10-NR)
O. 8	2-1 W	H UNC-Charlotte (8-T25)
O. 15	1-2 L	A Virginia (7-1)
1996 (1-1-2)		
S. 15	3-2 W	H North Carolina (18-NR)
S. 29	0-0 T	H N.C. State (20-NR)
O. 4	0-0 T	H Florida International (24-20)
O. 20	2-3 L	H Virginia (NR-1)
1997 (1-1-3)		
S.24	2-2 T	H UNC-Charlotte (NR-25)
O. 8	0-0 T	H Georgia Southern (NR-25)
O.19	1-1 T	A Virginia (NR-10)
N.9	1-2 L	H Wake Forest (13-NR)
N.30	1-0 W	A South Carolina (NR-7)
1999 (0-1-2)		
S. 18	0-0 T	H Duke (NR-10)
S. 25	2-2 T	A N.C. State
O. 27	2-3 L	A Furman (NR-7)
2000 (1-1-1)		
O. 8	0-0 T	A South Carolina (8-10)
O. 21	2-1 W	A Wake Forest (11-17)
N. 26	1-2 L	H Connecticut (8-5)
2001 (3-0-0)		
O. 17	3-2 W	A Furman (15-22)
N. 25	1-0 W	H Kentucky (3) (6-NR)
D. 2	3-2 W	H Alabama-Birmingham (6-23)
2002 (5-2-3)		
A. 31	1-1 T	A Indiana (9-1)
S. 14	1-2 L	A Duke (2-NR)
O. 6	2-1 W	A South Carolina (9-11)
O. 13	3-2 W	H Virginia (9-21)
O. 19	2-2 T	A Wake Forest (8-2)
O. 30	1-1 T	A Davidson (8-NR)
N. 10	3-2 W	H Western Illinois (17-NR)
N. 15	3-4 L	N Maryland (21-10)
N. 27	1-1 W	H Coastal Carolina (PK) (13-25)
N. 30	2-1 W	A Wake Forest (13-1)
<i>Any 2002 game decided by penalty kicks from that season resulted in a win or a loss. No ties were awarded.</i>		
2003 (0-1-4)		
S. 10	1-1 T	H Winthrop (24-NR)
S. 26	3-3 T	H Air Force
S. 28	2-1 L	H Coastal Carolina (NR-17)
N. 12	0-0 T	N Virginia (PK)

OVERTIME MATCHES

N. 21 3-3 T A Virginia Tech (PK)

2004 (2-0-1)

S. 24 4-3 W H N.C. State

O. 27 3-2 W H Stetson

N. 3 2-2 T A Furman

2005 (3-1-3)

S. 2 2-1 W H South Carolina

S. 9 3-2 W N William & Mary (13-NR)

S. 11 0-0 T A Old Dominion (13-NR)

O. 7 0-1 L H Virginia (NR-6)

O. 12 0-0 T A Wake Forest (NR-14)

O. 16 1-0 W H Winthrop

O. 21 1-1 T H Virginia Tech (NR-18)

2006 (0-0-2)

S. 24 0-0 T A N.C. State (2-NR)

S. 21 1-1 T A Boston College (11-NR)

2007 (0-5-1)

A. 31 0-1 L H South Carolina (12-NR)

S. 7 1-2 L A Virginia Tech (19-NR)

S. 25 1-1 T H Elon

O. 5 2-3 L A Maryland

O. 9 1-2 L A UNC-Asheville

O. 21 1-2 L A N.C. State

2008 (2-2-2)

S. 7 1-1 T H Radford

S. 21 3-2 W H Virginia Tech

S. 26 0-0 T A Duke

O. 21 1-2 L A Furman

O. 25 3-2 W H North Carolina (NR-8)

N. 12 0-1 L N Boston College

2009 (0-1-1)

S. 9 1-1 T H Charlotte

O. 3 0-1 L A St. Louis

2010 (2-2-4)

S. 6 0-1 L H East Tennessee State

S. 17 1-1 T A Virginia Tech

S. 22 1-0 W A Furman

S. 28 1-2 L A Charlotte

O. 8 1-1 T H Boston College

O. 19 1-1 T H Georgia Southern

O. 22 2-1 W H Duke (NR-18)

O. 27 2-2 T H Wofford

2011 (2-0-2)

S. 23 2-1 W A N.C. State

S. 27 2-1 W H Gardner-Webb

O. 24 1-1 T A East Tennessee State

N. 8 0-0 T A Duke (PK) (NR-24)

2012 (1-3-5)

A. 27 0-0 T A Davidson

S. 7 1-1 T H Wake Forest (NR-16)

S. 21 2-1 W H N.C. State (NR-17)

O. 9 2-3 L A Furman

O. 13 0-0 T A Boston College

O. 19 0-1 L H San Diego State

O. 27 2-2 T A Maryland

N. 6 0-0 T H Boston College

N. 9 1-2 L N Maryland (NR-2)

2013 (2-2-3)

S. 2 2-1 W H South Carolina

S. 27 0-0 T A Virginia Tech (16-NR)

O. 5 1-2 L H Notre Dame (13-2)

O. 8 2-1 W A North Carolina (17-12)

O. 11 1-1 T A Wake Forest (17-15)

N. 15 0-1 L N Maryland (NR-4)

N. 21 1-1 T A Elon (PK) (NR-24)

PK--Match advanced to PK Round after

overtime periods

2014 (3-2-3)

S. 2 1-2 L A South Carolina

S. 14 2-1 W A Providence

O. 3 2-3 L A North Carolina

O. 21 2-1 W H Coastal Carolina

O. 24 0-0 T A Louisville

N. 9 1-1 T H Wake Forest (PK)

N. 14 1-1 T N Notre Dame (PK)

N. 16 2-1 W N Louisville

2015 (0-0-4)

S. 7 1-1 T H Coastal Carolina (6-11)

S. 26 1-1 T A Wake Forest (5-8)

D. 4 1-1 T H Maryland (PK) (3-12)

D. 11 0-0 T N Syracuse (PK) (2-6)

2016 (2-0-5)

S. 17 3-3 T A Virginia (6-17)

S. 27 1-0 W A South Florida (5-NR)

O. 4 0-0 T A Coastal Carolina (5-NR)

O. 14 0-0 T A Boston College (3-NR)

O. 21 0-0 T H Syracuse (8-6)

N. 6 1-1 T H Syracuse (PK) (3-7)

N. 20 2-1 W H South Carolina (3-NR)

2017 (1-1-1)

S. 4 2-1 W A Georgia Southern (5-NR)

S. 29 2-3 L A Wake Forest (6-2)

N. 1 2-2 T H Syracuse (PK) (9-NR)

2018 (0-2-1)

S. 9 0-0 T A Massachusetts

O. 5 1-2 L A Pittsburgh

O. 20 0-1 L A Louisville (NR-10)

2019 (3-1-2)

S. 17 3-2 W H Fordham (7-NR)

S. 28 2-3 L A Wake Forest (4-7)

O. 5 0-0 T H Virginia Tech (6-22)

N. 24 2-1 W H Charlotte (3-15)

D. 1 2-1 W H Providence (3-21)

D. 6 1-1 T H Stanford (PK) (3-7)

PK--Match advanced to PK Round after

overtime periods. Stanford advances, 5-4.

2020 (2-0-3)

O. 16 2-1 W H Duke (NR-NR)

O. 27 3-3 T H North Carolina (3-5)

M. 13 1-0 W A Virginia Tech (1-21)

A. 2 0-0 T H Wake Forest (1-4)

M. 6 1-1 T N Marshall (PK) (1-10)

PK--Match advanced to PK Round after

overtime periods. Marshall advances, 7-6

2021 (2-0-2)

O. 15 3-2 W A Duke (9-23)

N. 21 1-0 W H Denver (8-NR)

D. 4 1-1 T A Oregon State (PK) (8-1)

D. 12 1-1 T N Notre Dame (PK)(8-4)

PK--Match advanced to PK Round after

overtime periods. Clemson defeated Oregon State

4-3 in PK's and Notre Dame 5-3 in PK's

2023 (0-0-2)

N. 5 3-3 T H Duke (PK)

N. 12 1-1 T N North Carolina(PK))

PK--Match advanced to PK Round after

overtime periods. Clemson defeated Duke 4-1 in

PK's and North Carolina 5-3 in PK's

Clemson's Overtime Records

Most Overtime Matches in a Season: 10; 2002

Most Overtime Wins in a Season: 5; 2002

Most Overtime Wins at Home: 3; 2002, 2019

Most Overtime Wins Away: 2; 2002

Most Overtime Losses in a Season: 5; 2007

Most Ties in a Season: 5; 2012, 2016

YEARLY RECORDS

Year	Head Coach	ACC		ACC Finish	ACC Tour.	Non-Conf. Record	Home	Away	Neutral	GF	GA	*National Finish			Overall	Pct.
		Record	Pct.									NSCAA	SA	NCAA		
*1934	Fred Kirshner						0-0-1	0-2-0	0-0-0	2	4				0-2-1	
*1935	Fred Kirshner						1-0-0	0-0-0	0-0-0	2	0				1-0-0	
1935	Fred Kirshner						1-0-0	1-1-0	0-1-0	9	9				2-2-0	
1936	Fred Kirshner						0-0-1	0-0-0	0-0-0	2	2				0-0-1	
1937	Fred Kirshner						2-0-0	1-0-1	0-0-0	10	5				3-0-1	
1938	Fred Kirshner						0-0-0	0-0-1	0-0-0	2	2				0-0-1	
1939	Fred Kirshner						1-1-0	0-1-0	1-0-0	3	7				2-2-0	
Kirshner Totals		N/A	N/A	N/A	N/A	N/A	5-1-2	2-4-2	1-1-0	30	29				8-6-4	

*1934 and 1935 Seasons were played in the Spring. Only matches against four-year institutions are recognized.

Year	Head Coach	ACC		ACC Finish	ACC Tour.	Non-Conf. Record	Home	Away	Neutral	GF	GA	*National Finish			Overall	Pct.
		Record	Pct.									NSCAA	SA	NCAA		
1967	Dr. I.M. Ibrahim	1-3-0	.250	4 th	--	5-2-0	4-2-0	2-3-0	0-0-0	35	26	--	--	--	6-5-0	.545
1968	Dr. I.M. Ibrahim	1-3-1	.300	5 th	--	8-0-0	5-2-0	4-1-1	0-0-0	43	22	--	--	--	9-3-1	.731
1969	Dr. I.M. Ibrahim	1-4-0	.200	5 th	--	4-2-1	3-2-1	1-4-0	1-0-0	29	30	NR	--	--	5-6-1	.458
1970	Dr. I.M. Ibrahim	1-3-1	.300	6 th	--	7-0-1	2-2-2	5-1-0	1-0-0	56	25	NR	--	--	8-3-2	.692
1971	Dr. I.M. Ibrahim	1-3-1	.300	5 th	--	7-0-0	4-1-0	4-2-1	0-0-0	52	15	NR	--	--	8-3-1	.708
1972	Dr. I.M. Ibrahim	5-0-0	1.000	1 st	--	8-1-1	7-0-0	5-1-1	1-0-0	54	12	11	--	Rd16	13-1-1	.900
1973	Dr. I.M. Ibrahim	5-0-0	1.000	1 st	--	11-1-0	10-0-0	6-0-0	0-1-0	97	7	4	--	Semi	16-1-0	.941
1974	Dr. I.M. Ibrahim	5-0-0	1.000	1 st	--	7-3-0	8-1-0	4-2-0	0-0-0	55	13	6	--	Rd16	12-3-0	.800
1975	Dr. I.M. Ibrahim	5-0-0	1.000	1 st	--	8-2-0	8-1-0	5-1-0	0-0-0	69	9	1	--	Rd16	13-2-0	.867
1976	Dr. I.M. Ibrahim	4-0-1	.900	1 st	--	14-2-0	13-0-1	5-0-0	0-2-0	103	15	4	--	4thP	18-2-1	.881
1977	Dr. I.M. Ibrahim	5-0-0	1.000	1 st	--	11-1-0	12-1-0	4-0-0	0-0-0	64	10	4	--	Rd 8	16-1-0	.941
1978	Dr. I.M. Ibrahim	4-0-1	.900	1 st	--	14-1-0	11-0-1	6-0-0	1-1-0	59	17	3	--	3rdP	18-1-1	.925
1979	Dr. I.M. Ibrahim	5-0-0	1.000	1 st	--	11-2-1	11-1-1	4-0-0	1-1-0	74	15	3	--	2ndP	16-2-1	.868
1980	Dr. I.M. Ibrahim	4-1-1	.750	2 nd	--	8-2-1	8-1-2	4-2-0	0-0-0	44	17	NR	NR	--	12-3-2	.765
1981	Dr. I.M. Ibrahim	5-1-0	.833	1 st	--	13-1-0	13-1-0	5-1-0	0-0-0	58	14	8	5	Rd16	18-2-0	.900
1982	Dr. I.M. Ibrahim	5-1-0	.833	T1 st	--	13-1-1	12-0-0	5-2-1	1-0-0	67	10	7	3	Rd16	18-2-1	.881
1983	Dr. I.M. Ibrahim	3-2-1	.583	3 rd	--	13-1-1	13-1-2	3-2-0	0-0-0	58	8	11	18	Rd24	16-3-2	.810
1984	Dr. I.M. Ibrahim	4-2-0	.667	2 nd	--	18-2-0	16-1-0	5-2-0	1-1-0	84	24	9	9	1stP	22-4-0	.846
1985	Dr. I.M. Ibrahim	5-1-0	.833	1 st	--	14-2-2	15-1-0	4-2-0	0-0-2	76	21	4	3	Rd16	19-3-2	.833
1986	Dr. I.M. Ibrahim	3-3-0	.500	3 rd	--	9-3-2	10-3-0	1-3-2	1-0-0	54	28	19	18	--	12-6-2	.650
1987	Dr. I.M. Ibrahim	1-4-1	.250	5 th	0-1-0	17-1-0	15-1-0	3-3-1	0-1-0	59	22	NR	16	1stP	18-5-1	.771
1988	Dr. I.M. Ibrahim	2-4-0	.333	T5 th	0-1-0	8-3-2	9-5-2	1-2-0	0-0-0	45	18	NR	NR	--	10-7-2	.578
1989	Dr. I.M. Ibrahim	1-4-1	.250	T5 th	0-1-0	12-2-0	12-2-0	1-3-1	0-1-0	61	24	NR	NR	--	13-6-1	.675
1990	Dr. I.M. Ibrahim	4-1-1	.750	1 st	0-1-0	12-3-0	13-3-1	3-0-0	0-1-0	69	19	5	4	Rd24	16-4-1	.786
1991	Dr. I.M. Ibrahim	2-3-1	.417	5 th	0-1-0	11-3-1	11-1-1	1-5-1	1-0-0	59	21	NR	18	Rd24	13-6-2	.667
1992	Dr. I.M. Ibrahim	1-3-2	.333	6 th	1-1-1	11-3-2	11-2-2	0-3-1	1-1-1	53	25	NR	19	--	12-6-4	.636
1993	Dr. I.M. Ibrahim	5-0-1	.917	1 st	1-1-0	13-5-0	14-3-0	4-1-1	0-1-0	96	29	5	7	Rd16	18-5-1	.771
1994	Dr. I.M. Ibrahim	2-4-0	.333	6 th	1-0-1	11-3-1	13-3-1	0-3-0	0-1-0	69	27	NR	NR	--	13-7-1	.643
Ibrahim Totals		90-50-14	.630	13 Firsts	3-7-2	298-52-17	283-41-17	95-49-11	10-12-3	1742	523	19 top 20			388-102-31	.774

YEARLY RECORDS

Year	Head Coach	ACC		ACC Finish	ACC Tour.	Non-Conf. Record	Home	Away	Neutral	GF	GA	*National Finish				
		Record	Pct.									NSCAA	SA	NCAA	Overall	Pct.
1995	Trevor Adair	4-2-0	.667	3 rd	2-1-0	12-4-1	10-2-0	4-3-1	2-1-0	57	20	6	5	Rd16	16-6-1	.717
1996	Trevor Adair	2-3-1	.417	T5 th	0-1-0	8-4-1	8-2-2	2-3-0	0-2-0	56	26	NR	NR	--	10-7-2	.579
1997	Trevor Adair	2-3-1	.417	5 th	0-1-0	9-4-2	9-2-2	2-3-1	0-2-0	44	24	12	16	Rd8	11-7-3	.595
1998	Trevor Adair	5-1-0	.833	1 st	2-0-0	17-1-0	12-1-0	7-1-0	3-0-0	69	11	4	1	Rd8	22-2-0	.917
1999	Trevor Adair	2-2-2	.500	4 th	0-1-0	7-6-0	7-4-1	2-2-1	0-2-0	38	24	NR	NR	--	9-8-2	.526
2000	Trevor Adair	3-3-0	.500	4 th	0-0-1	11-1-2	9-3-0	5-1-2	0-0-0	59	24	8	5	Rd16	14-4-2	.750
2001	Trevor Adair	4-2-0	.667	T2 nd	3-0-0	15-3-0	14-1-0	2-4-0	3-0-0	59	20	7	4	Rd8	19-5-0	.792
2002	Trevor Adair	2-3-1	.417	6 th	1-1-0	12-2-2	9-1-0	3-3-3	2-1-0	55	30	14	7	Rd8	14-5-3	.705
2003	Trevor Adair	2-4-0	.333	6 th	0-0-1	7-3-4	6-3-2	1-3-1	2-1-1	30	31	NR	NR	Rd48	9-7-4	.550
2004	Trevor Adair	2-5-0	.286	T7 th	0-1-0	6-4-1	6-3-0	1-5-1	1-1-0	28	28	NR	NR	--	8-9-1	.472
2005	Trevor Adair	2-4-2	.375	7 th	1-1-0	13-2-1	11-2-1	2-2-2	2-2-0	43	21	T3 rd	12	Rd4	15-6-3	.688
2006	Trevor Adair	3-3-2	.500	T5 th	0-1-0	10-2-0	8-1-0	4-3-2	1-1-0	42	24	13	T9	Rd16	13-5-2	.700
2007	Trevor Adair	2-6-0	.250	7 th	0-1-0	5-5-1	6-5-1	0-5-0	1-1-0	30	30	NR	NR	--	7-11-1	.394
2008	Trevor Adair	3-4-1	.438	6 th	0-1-0	4-5-1	6-3-1	1-5-1	0-1-0	22	28	NR	NR	--	7-9-2	.444
Adair Totals		38-45-10	.462	1 First	9-10-2	136-46-16	121-33-10	36-43-15	17-15-1	632	341	8 top 20			174-91-26	.643
2009	Phil Hindson	2-6-0	.250	T8 th	1-1-0	4-6-1	2-7-1	3-4-0	1-1-0	25	26	NR	NR	--	6-12-1	.342

Year	Coach	ACC Rec.	Pct.	ACC Finish	ACC Tourn.	Non-Conf.	Home	Away	Neutral	GF	GA	USC	SA	NCAA	Overall	Pct.
2010	Mike Noonan	2-4-2	.375	T6 th	0-1-0	3-5-2	4-3-3	1-5-1	0-1-0	22	23	NR	NR	--	5-9-4	.389
2011	Mike Noonan	4-4-0	.500	T6 th	0-0-1	4-4-2	5-4-0	3-4-2	0-0-0	23	26	NR	NR	--	8-8-2	.500
2012	Mike Noonan	3-2-3	.556	T4 th	0-1-1	3-7-2	4-3-2	2-4-3	0-2-0	22	22	NR	NR	--	6-9-5	.425
2013	Mike Noonan	5-4-2	.545	T4 th	1-1-0	6-3-1	9-4-0	2-2-3	0-1-0	29	20	NR	24	Rd48	11-7-3	.595
2014	Mike Noonan	5-2-1	.687	T2 nd	1-0-2	7-5-2	7-3-1	3-3-1	2-1-1	37	21	11	NR	Rd16	12-7-3	.614
2015	Mike Noonan	6-1-1	.813	T2 nd	1-1-0	11-2-3	12-1-2	5-1-1	0-1-1	52	22	2	2	Finals	17-3-4	.792
2016	Mike Noonan	4-1-3	.688	T3 rd	1-1-1	10-3-2	9-3-2	5-0-3	0-1-0	32	17	5	2	QF	14-4-5	.717
2017	Mike Noonan	4-4-0	.500	5 th	1-1-1	8-2-1	8-3-1	4-3-0	0-0-0	41	21	17	6	Rd32	12-6-1	.658
2018	Mike Noonan	2-6-0	.250	T11 th	0-1-0	5-3-1	5-3-0	2-6-1	0-0-0	23	25	NR	--	--	7-9-1	.441
2019	Mike Noonan	6-1-1	.812	1 st	2-1-0	12-1-1	13-0-2	5-1-0	0-1-0	70	21	5th	N/A	Rd8	18-2-2	.864
2020	Mike Noonan	7-3-2	.667	4th	3-0-0	7-0-1	6-0-2	4-3-0	4-0-1	35	18	7th	N/A	Rd16	14-3-3	.775
2021	Mike Noonan	5-3-0	.625	T3 rd	1-1-0	11-2-2	11-3-0	4-2-1	1-0-1	51	19	1st	N/A	Champion	16-5-1	.750
2022	Mike Noonan	3-4-1	.438	8th	3-1-0	10-3-0	7-5-0	6-1-1	0-1-0	38	23	13	N/A	Rd32	13-7-1	.643
2023	Mike Noonan	4-2-2	.625	--	2-0-1	11-1-3	11-1-2	2-2-2	2-0-1	60	19	1st	N/A	Champion	15-3-5	.761
Noonan Totals		60-41-18	.504	---	16-10-7	108-41-23	111-36-17	48-38-19	9-9-5	535	297	---	---	---	168-82-41	.648
Program Totals		190-142-42	.566	15 firsts	29-28-11	546-145-57	522-118-47	184-137-47	38-38-9	2964	1303	---	---	---	744-293-103	.698



Fred Kirchner



Dr. I.M. Ibrahim



Phil Hindson



Trevor Adair



Mike Noonan

CLEMSON COACHES RANKED NATIONALLY

Dr. I.M. Ibrahim who was Clemson's Head Coach in 1967-94 finished his career with 388 victories overall and 90 Atlantic Coast Conference wins, good for second in Atlantic Coast Conference history in total wins and third in win percentage. Currently, Ibrahim is ranked 21st in Division I history for total number of victories (388) and 10th by winning pct. (.774).

Mike Noonan is in eighth all-time for the winningest active coaches nationally as far as total career wins and is top 40 in winning percentage. He also ranks in the top 50 all-time in total career wins.

YEARLY TEAM STATS

Scoring by Periods	Goals	Ast	Pts	Shots	CK	Saves		
1967								
Clemson	35	20	90	292	46	120		
Opponents	26	NA	NA	155	20	149		
1968								
Clemson	43	28	114	289	85	142		
Opponents	22	8	52	185	54	139		
1969								
Clemson	29	8	66	259	51	128		
Opponents	30	3	63	224	40	75		
1970								
Clemson	56	40	152	432	92	61		
Opponents	25	5	55	161	44	127		
1971								
Clemson	52	31	135	327	37	74		
Opponents	15	5	35	165	21	99		
1972								
Clemson	54	39	147	391	101	60		
Opponents	12	2	26	141	38	75		
1973								
Clemson	97	54	248	606	128	70		
Opponents	7	2	16	124	36	181		
1974								
Clemson	55	32	142	389	96	84		
Opponents	13	6	32	166	36	169		
1975								
Clemson	69	37	175	459	NA	58		
Opponents	9	NA	NA	NA	NA	NA		
1976								
Clemson	103	52	258	NA	NA	NA		
Opponent	15	NA	NA	NA	NA	NA		
1977								
Clemson	64	36	164	464	134	36		
Opponent	10	4	24	114	36	143		
1978								
Clemson	59	34	152	487	157	82		
Opponent	17	12	46	221	73	209		
1979								
Clemson	74	53	201	373	134	55		
Opponent	15	10	40	260	61	62		
1980								
Clemson	44	29	117	299	86	105		
Opponent	17	10	44	230	73	129		
1981								
Clemson	21 34	2 1	58	40	156	376	172	81
Opponent	4 8	0 2	14	15	43	187	60	171
1982								
Clemson	25 42	0 0	67	43	177	346	144	91
Opponent	4 5	0 1	10	7	27	196	78	141
1983								
Clemson	32 25	1 0	58	50	166	331	133	83
Opponent	3 3	1 1	8	7	23	192	57	195
1984								
Clemson	34 45	2 3	84	73	241	489	224	73
Opponent	8 15	1 0	24	21	69	197	94	175
1985								
Clemson	35 40	1 0	76	80	232	393	194	84
Opponent	11 8	1 0	20	21	61	229	98	131
1986								
Clemson	24 27	2 1	54	48	156	265	156	54
Opponent	15 11	1 1	28	24	80	173	72	68
1987								
Clemson	29 28	0 2	59	51	169	420	152	88
Opponent	7 13	0 2	22	15	59	242	93	125
1988								
Clemson	22 23	0 0	45	38	128	247	119	43
Opponent	10 7	0 1	18	9	45	119	72	71
1989								
Clemson	24 35	0 2	61	59	181	382	156	64
Opponent	12 10	1 1	24	21	69	175	65	127
1990								
Clemson	28 41	0 0	69	61	199	389	140	139
Opponent	8 11	0 0	19	18	56	241	78	164
1991								
Clemson	32 26	0 1	59	45	163	260	132	103
Opponent	3 17	1 0	21	22	64	196	65	114

Scoring by Periods	Goals	Ast	Pts	Shots	CK	Saves		
1992								
Clemson	16 31	2 4	53	45	151	339	167	112
Opponent	10 11	1 3	25	19	69	253	94	120
1993								
Clemson	38 58	0 0	96	76	268	422	165	101
Opponent	13 15	0 1	29	22	80	210	92	152
1994								
Clemson	32 37	0 0	69	62	200	390	160	65
Opponent	7 16	0 4	27	21	75	203	80	141
1995								
Clemson	21 34	1 1	57	58	172	392	176	80
Opponent	8 11	1 0	20	19	59	207	70	138
1996								
Clemson	21 32	2 1	56	59	171	278	111	58
Opponent	9 14	3 0	26	28	80	163	76	84
1997								
Clemson	20 23	0 1	44	48	136	273	152	126
Opponent	9 14	1 0	24	23	71	253	120	96
1998								
Clemson	35 34	- -	69	85	223	323	149	80
Opponent	4 7	- -	11	13	35	196	119	110
1999								
Clemson	17 22	- -	39	46	122	222	102	63
Opponent	9 13	- 2	24	32	80	170	107	71
2000								
Clemson	25 34	0 0	59	64	182	367	136	81
Opponent	8 15	1 0	24	19	67	217	89	119
2001								
Clemson	29 27	0 2	1 59	71	189	373	158	82
Opponent	11 8	1 0	0 20	14	54	239	98	135
2002								
Clemson	36 15	2 2	55	71	181	327	129	120
Opponent	12 16	1 1	30	29	89	280	123	12
2003								
Clemson	9 21	0 0	30	29	89	272	109	90
Opponent	15 15	1 0	31	26	88	255	129	96
2004								
Clemson	11 15	1 1	28	24	80	267	111	52
Opponent	12 16	0 0	28	25	81	180	73	87
2005								
Clemson	19 21	1 2	43	41	127	342	162	89
Opponent	6 14	0 1	21	19	61	249	104	109
2006								
Clemson	12 30	0 0	42	40	124	306	125	78
Opponent	11 13	0 0	24	19	67	242	107	94
2007								
Clemson	13 17	0 0	30	32	92	240	101	98
Opponent	13 12	2 3	30	38	98	255	94	67
2008								
Clemson	5 15	0 2	22	34	78	213	98	95
Opponent	12 14	1 1	28	27	83	292	99	67
2009								
Clemson	6 19	0 0	25	22	72	229	80	89
Opponent	10 15	1 0	26	28	80	284	99	64
2010								
Clemson	11 9	2 0	22	27	71	173	106	65
Opponent	11 10	0 2	23	22	68	227	82	49
2011								
Clemson	8 13	0 2	23	28	74	144	84	84
Opponent	16 10	0 0	26	23	75	245	82	45
2012								
Clemson	9 12	1 0	22	26	70	226	97	70
Opponent	7 12	2 1	22	17	61	248	79	69
2013								
Clemson	14 13	1 1	29	30	88	286	131	56
Opponent	5 13	2 0	20	16	56	199	66	89
2014								
Clemson	16 18	2 1	37	44	118	280	133	73
Opponent	11 8	0 2	21	18	60	241	85	79
2015								
Clemson	21 31	0 0	52	52	156	357	157	85
Opponent								
2016								
Clemson	15 15	2 0	32	35	99	289	113	67
Opponent	6 11	0 0	17	12	46	220	117	91

YEARLY TEAM STATS

Scoring by Periods		Goals	Ast	Pts	Shots	CK	Saves
2017							
Clemson	16 24 1 0	41	43	125	305	144	52
Opponent	10 10 0 1	21	18	60	172	61	86
2018							
Clemson	10 13 0 0	23	15	61	193	92	41
Opponent	11 12 0 2	25	26	76	165	69	52
2019							
Clemson	35 32 2 1	70	74	214	407	151	61
Opponent	7 13 1 2	21	16	58	186	109	109
2020							
Clemson	14 19 0 2	35	25	95	291	131	48
Opponent	7 11 0 0	18	13	49	180	86	89
2021							
Clemson	16 33 1 1	51	57	159	355	146	73
Opponent	10 9 0 0	19	16	54	239	98	89
2022							
Clemson	16 22 0 0	38	34	110	312	139	61
Opponent	10 13 0 0	23	19	65	183	72	96

Scoring by Periods		Goals	Ast	Pts	Shots	CK	Saves
2023							
Clemson	28 31 0 1	60	47	167	328	167	58
Opponent	7 11 0 1	19	11	49	177	86	92

MISCELLANEOUS STATS

DAY BY DAY RECORDS

Record on:

Day	Record	Win Pct.
Monday	27-3-4	.853
Tuesday	80-30-8	.712
Wednesday	152-26-13	.830
Thursday	31-9-3	.756
Friday	147-75-26	.645
Saturday	61-47-17	.556
Sunday	244-102-30	.688
Unknown	2-0-1	.833
TOTALS	744-293-103	.698

MONTHLY RECORDS

Record in:

MONTH	Record	Win Pct.
August	23-8-3	.720
September	253-89-30	.720
October	290-110-41	.704
November	147-68-18	.670
December	20-14-7	.573
January	1-1-0	.500
February	0-2-1	.333
March	4-0-0	1.00
April	1-1-1	.500
May	1-0-1	.750
Unknown	2-0-1	.833
TOTALS	744-293-103	.698

OVERALL RECORDS

Record at:

Home	522-118-47	.794
Away	184-137-47	.564
Neutral	38-38-9	.500
Totals	744-293-103	.698

CLEMSON ON TELEVISION (15-15-3)

Sept 23, 1979	Clemson 3, Duke 0	ESPN
Oct. 21, 1979	Clemson 6, UNC 2	ESPN
Dec. 8, 1979	Clemson 4, Columbia 1	ESPN
Dec. 9, 1979	SIU-Ed. 3, Clemson 2	ESPN
Oct. 19, 1980	Clemson 2, UNC 2 (OT)	ESPN
Dec 16, 1984	Clemson 2, Indiana 1	ESPN
Dec. 6, 1987	Clemson 2, San Diego St.0	ESPN
Oct. 15, 1989	Clemson 3, Duke 1	HTS
Oct. 29, 1989	Virginia 4, Clemosn 2 (OT)	HTS
Nov. 7, 1993	Virginia 2, Clemson 1	HTS
Sept. 21, 1994	Indiana 3, Clemson 1	Prime
Oct. 9, 1994	Virginia 6, Clemson 4	ESPN-2
Sept. 16, 1995	Duke 3, Clemson 1	Prime
Nov. 12, 1995	Virginia 1, Clemson 0	HTS
Nov. 15, 1998	Clemson 1, Duke 0	HTS
Dec. 6, 1998	Indiana 2, Clemson 1	HTS
Sept. 24, 2000	Clemson 6, NC State 1	CSE
Nov. 18, 2001	Clemson, 1, Virginia 0	ACC
Dec. 9, 2005	N. Mexico 2, Clemson 1	ESPN
Sept. 15, 2006	Clemson 1 UNC 0	FSN
Sept. 28, 2007	Duke 4, Clemson 2	FSN
Oct. 5, 2007	Maryland 3, Clemson 2	FSN
Sept. 30, 2011	Virginia 2, Clemson 0	FSS
Oct. 28, 2011	Clemson 2, Maryland 1	ACC
Oct. 17, 2014	Clemson 2, Virginia 1	RSN
Oct. 31, 2014	Clemson 2, NC State 0	RSN
Nov. 16, 2014	Clemson 2, Louisville 1	ESPNU
Dec. 11, 2015	Clemson 0, Syracuse 0	ESPNU (CU wins 4-1 in PK's)
Dec. 13, 2015	Stanford 4, Clemson 0	ESPNU
Oct. 14, 2016	Clemson 0, BC 0	RSN
Oct. 21, 2016	Syracuse 0, Clemson 0	ESPNU
Nov. 13, 2016	Wake Forrest 3, Clemson 1	ESPNU
Sept. 29, 2017	Wake Forrest 3, Clemson 2	ESPNU
Nov. 17, 2019	Virginia 3, Clemson 1	ESPNU
Oct. 9, 2020	North Carolina 1, Clemson 0	ESPNU

Oct. 30, 2020	Wake Forest 2, Clemson 0	RSN
Nov. 22, 2020	Clemson 2, Pittsburgh 1	ESPNU
Sep. 6, 2021	Clemson 3, USF 0	ACCN
Oct. 9, 2021	Clemson 0, Notre Dame 2	RSN
Nov. 10, 2021	Clemson 0, Duke 1	ACCN
Dec. 10, 2021	Clemson 1, Notre Dame 1	ESPNU
Dec. 12, 2021	Clemson 2, Washington 1	ESPNU
Aug. 26, 2022	Clemson 3, Indiana 2	ESPNU
Sept. 16, 2022	Clemson 1, Syracuse 2	ACCN
Oct. 3, 2022	Clemson 1, UNC 0	ACCN
Oct. 7, 2022	Clemson 1, Pitt 1	ACCN
Nov. 2, 2022	Clemson 3, Notre Dame 1	ACCN
Nov. 6, 2022	Clemson 2, Duke 0	ACCN
Nov. 9, 2022	Clemson 2, Wake Forest 0	ACCN
Nov. 13, 2022	Clemson 0, Syracuse 2	ESPNU
Sept. 22, 2023	Clemson 0, Wake Forest 1	ACCN
Oct. 15, 2023	Clemson1, Syracuse 1	ESPNU
Oct. 20, 2023	Clemson 6, BC 0	ACCN
Nov. 5, 2023	Clemson 3, Duke 3	ACCN (CU wins 4-1 in PKs)
Nov. 8, 2023	Clemson 5, Louisville 1	ACCN
Nov. 12, 2023	Clemson 1, UNC 1	ESPNU (CU wins 5-3 in PKs)
Dec. 8, 2023	Clemson 1, West Virginia 0	ESPNU
Dec. 11, 2023	Clemson 2, Notre Dame 1	ESPNU

CLEMSON RECORDS BY TV STATION

ESPN: 6-3-1
ESPN2: 0-1-0
ESPNU: 6-5-4
HTS: 2-4-0
RSN: 2-1-1
CSE: 1-0-0
ACCN: 9-3-2
FSN: 1-2-0
FSS: 0-1
Prime: 0-2-0

ALL-TIME RESULTS



Head Coach
Fred Kirchner
1954-69
School Record:
9-6-1

1954
(9-6-1)

9/14	0-1	L	A. Furman
9/16	0-2	T	H. Furman
9/22	0-1	L	R. Furman

1955
(9-6-0)

1/13	0-0	W	H. Furman
------	-----	---	-----------

1956
(12-2)

11/8	4-1	W	H. Furman
11/10	1-2	W	A. Furman
11/15	1-2	T	H. Furman
11/14	1-1	L	R. Davidson

1958
(0-0-0)

11/8	2-2	T	H. Davidson
------	-----	---	-------------

1967
(9-6-1)

9-2	W	H. Davidson	
1-0	W	R. Davidson	
11-2	W	H. Davidson	
11-3	0-0	T	R. Davidson

1964
(0-0-1)

10-2	1	A. Galveston
------	---	--------------

1969
(2-2)

11/22	1-1	L	H. Davidson
12/4	1-0	W	H. Davidson
12/1	0-0	L	A. Duke
12/9	1-0	W	H. Duke
11/1	0-1	L	H. NC



Head Coach
I.M. Ibrahim
1967-1994
School Record:
102-102-31

1967
(6-5-0 Overall, 1-1-0 ACC)
Fourth in ACC

9/8	0-0	W	A. Furman
9/11	0	A	H. Davidson
9/12	0-0	L	H. Duke
9/23	1-1	L	A. North Carolina
9/27	0-0	W	H. Carolina
9/29	0-0	L	A. Maryland
10/4	0-0	L	H. Wake Forest
10/11	0-0	W	A. Wake Forest
10/14	0-0	L	A. Wake Forest
10/17	0-1	A	H. Wake Forest
10/20	0-1	W	H. Furman

10-10

1968
(9-3-1 Overall, 1-3-1 ACC)
Fifth in ACC

9/28	0-1	W	H. Wake Forest
9/30	1-0	L	H. Wake Forest
9/9	2-0	L	A. Duke
9/12	4-1	W	L. Jacksonville
9/13	0-4	L	H. North Carolina
9/27	0-0	T	A. Wake Forest
9/28	2-0	W	A. Wake Forest
10/2	1-0	W	A. Wake Forest (OT)
10/5	0-1	W	A. Wake Forest
10/7	4-0	W	H. Wake Forest
10/12	1-0	W	A. Wake Forest
10/14	0-0	W	H. Wake Forest
10/15	0-0	W	H. Wake Forest

13-20

1969
(15-6-1 Overall, 1-1-0 ACC)
Fifth in ACC

9/8	1-0	L	A. Maryland
9/9	0-1	L	A. Wake Forest
9/10	0-0	W	H. Wake Forest
9/11	0-0	L	A. Wake Forest
9/13	1-4	L	A. North Carolina
9/18	0-2	H	H. Wake Forest
9/24	0-0	L	A. Duke
9/29	0-0	W	H. Wake Forest
9/31	0-1	W	H. Wake Forest
10/1	0-0	L	H. Wake Forest
10/2	0-1	W	A. Wake Forest
10/13	0-2	W	L. Wake Forest

20-20
Fifth in ACC (last) - 10th in C.A.

1970
(20-3-2 Overall, 1-3-1 ACC)
Sixth in ACC

9/26	7-1	W	H. Wake Forest
9/29	2-1	W	A. Wake Forest
9/30	10-1	W	A. Wake Forest
9/9	0-1	W	H. Wake Forest
9/10	0-2	W	H. Wake Forest
9/14	0-2	T	H. Wake Forest (OT)
9/19	0-1	W	A. Wake Forest
9/21	0-1	L	H. Wake Forest
9/27	1-0	L	A. Duke
10/1	1-2	L	H. Wake Forest
10/2	0-1	W	H. Wake Forest
10/12	10-0	W	A. Wake Forest
10/13	0-1	T	H. Wake Forest

20-20
L - Emory International, Atlanta, GA

1971
(28-3-1 Overall, 1-3-1 ACC)
Fifth in ACC

9/18	0-0	W	H. Wake Forest
9/20	0-1	W	A. Jacksonville
9/29	0-1	W	L. Appalachian State
9/8	1-2	L	A. Maryland
9/10	0-1	W	A. Wake Forest
9/18	4-0	W	A. Wake Forest
9/19	0-1	W	A. Wake Forest
9/23	0-0	T	A. Wake Forest (OT)
9/26	0-2	L	A. Duke
9/28	4-0	W	L. Wake Forest
10/8	1-2	L	A. Wake Forest
10/13	1-0	W	H. Wake Forest

28-10



The 1967 team finished with a 6-5 record overall.

ALL-TIME RESULTS

1978 (120-0 Overall, 5-0-0 ACC) ACC Champ.

NCAA First Round, Fifth in Final Four

8.17	5-0	W	H. Fla. State	
8.20	6-0	W	K. Appalachian State	
8.29	7-0	W	K. Roll Ins.	
9.1	8-0		K. S. Florida (OT)	
9.6	9-1	W	NC Georgia State	
9.7	9-1	W	K. Duke	
9.14	9-0	W	H. N.C. State	
9.20	9-1	W	H. North Carolina	(20-Min)
9.23	9-1	W	H. West Carolina	(20-Min)
9.25	9-0	W	K. Clemson	(10-Min)
9.26	9-1	W	H. Virginia	(24-Min)
9.28	9-0	W	K. Duke	(25-Min)
9.30	9-0	W	H. Maryland	(14-Min)

NCAA Tournament

9.30	9-0	W	H. West Virginia	(11-Min)
9.30	9-0	L	K. Howard	(11-Min)

09-12

- 1 - Empty (National Finals, 56)

1979 (128-0-0 Overall, 5-0-0 ACC) ACC Champ.

Third in NCAA Tournament, Fourth in Final Four

8.16	10-0	W	K. N.C. State	(19-Min)
8.21	9-0	W	H. Empty	(20-Min)
8.26	10-0	W	K. West Carolina	(14-Min)
8.30	16-0	W	H. Furman	(15-Min)
9.7	9-0	W	K. Fla. State	(15-Min)
9.13	9-0	W	H. Wake	(14-Min)
9.15	9-1	W	K. North Carolina	(15-Min)
9.21	10-1	W	H. Appalachian St.	(15-Min)
9.26	9-0	W	H. Georgia St.	(15-Min)
9.31	9-0	W	H. Duke	(15-Min)
9.4	9-0	W	H. South Florida	(15-Min)
9.6	9-0	W	K. Virginia	(14-Min)
9.11	9-1	W	K. Maryland	(15-Min)

NCAA Tournament

9.15	9-0	W	H. James Madison	(15-Min)
9.2	9-0	W	H. S. Florida (OT)	(14-Min)
9.9	9-0	W	H. North Carolina	(14-Min)
9.2	9-0	L	NC Duke (OT)	(14-Min)

09-12

- 1 - NCAA Final Four, Miami, FL

1974 (123-0-0 Overall, 5-0-0 ACC) ACC Champ.

NCAA First Round, Sixth in Final Four

8.10	3-0	W	K. James Madison	(15-Min)
8.16	4-0	W	H. Furman	(15-Min)
8.29	5-1	W	K. South Florida	(15-Min)
8.30	5-1	W	K. Knoxville	(15-Min)
9.4	6-1	W	FL West Virginia	(15-Min)
9.6	7-1	L	H. Howard	(14-Min)
9.13	4-0	W	H. Virginia	(15-Min)
9.14	4-0	W	H. North Carolina	(15-Min)
9.21	7-0	W	H. Wake	(15-Min)
9.26	8-0	L	K. St. Louis	(15-Min)
9.27	6-0	W	K. Duke	(15-Min)
9.28	10-0	W	H. N.C. State	(15-Min)
9.30	9-0	W	H. Maryland	(15-Min)

NCAA Tournament

9.10	9-0	W	H. Rice	(15-Min)
9.22	9-1	L	K. Howard	(15-Min)

09-12

- 1 - Clemson Invitational

1975 (123-0-0 Overall, 5-0-0 ACC) ACC Champ.

NCAA First Round, Fifth in Final Four

8.17	8-1	W	A. S.C. Furman (OT)	
8.18	9-0	W	H. James Madison	(20-Min)
8.25	7-1	W	H. Furman	(14-Min)
8.26	13-0	W	H. Jacksonville	(14-Min)
9.3	9-1	W	H. St. Louis	(14-Min)
9.10	9-0	W	H. Chicago Circle	(14-Min)
9.17	9-1	L	H. Howard	(14-Min)
9.18	9-1	W	A. North Carolina	(20-Min)
9.19	13-0	W	A. N.C. State	(20-Min)
9.20	9-0	W	H. Duke	(20-Min)
9.27	9-0	W	H. Furman	(20-Min)
9.27	9-0	W	K. Virginia	(14-Min)
9.30	9-1	A	K. Maryland	(14-Min)

NCAA Tournament

9.16	9-0	A	H. South Florida	(14-Min)
9.26	1-1	L	K. Howard	(14-Min)

09-12

- 1 - Clemson Invitational

1976 (128-0-0 Overall, 5-0-0 ACC) ACC Champ.

Fifth in NCAA Tournament, Fourth in Final Four

8.8	7-0	W	H. Cent. Washington	(20-Min)
8.10	9-0	W	H. Wake Forest	(20-Min)
8.26	9-0	W	H. Duke & Illinois	(20-Min)
8.30	11-0	A	A. Furman	(20-Min)
9.7	9-0	W	A. S.C. Fur. (OT)	(20-Min)
9.8	9-1	W	A. Duke	(14-Min)
9.10	9-0	W	H. N.C. State	(14-Min)
9.25	14-0	W	H. Appalachian St.	(14-Min)
9.27	9-0	W	H. Howard	(14-Min)
9.28	9-0	W	A. St. Louis	(14-Min)
9.28	9-0	A	H. Virginia (OT)	(14-Min)
9.31	13-0	W	H. Taylor	(14-Min)
9.2	9-0	W	H. Furman	(14-Min)
9.5	9-0	W	H. Virginia	(14-Min)
9.7	14-1	L	H. Maryland (OT)	(14-Min)
9.9	9-0	W	H. North Carolina	(14-Min)

NCAA Tournament

9.16	9-0	W	H. James Madison	(14-Min)
9.20	9-1	W	H. Howard	(14-Min)
9.26	9-0	W	A. Phil. Ten. St.	(14-Min)
9.4	9-0	L	H. St. Louis (OT)	(14-Min)
9.6	9-0	L	H. Wake Forest	(14-Min)

09-12

- 1 - Clemson Invitational
- 2 - NCAA Final Four, Philadelphia, Pa.

1977 (125-0-0 Overall, 5-0-0 ACC) ACC Champ.

NCAA First Round, Fourth in Final Four

8.4	7-0	W	H. West. Caro. Inst.	(15-Min)
8.11	9-0	W	H. Furman	(15-Min)
8.16	9-0	W	H. Jacksonville	(15-Min)
8.16	14-0	W	H. App. State	(15-Min)
8.28	9-0	W	A. N.C. State	(14-Min)
8.30	14-0	W	H. Wake Forest	(14-Min)
9.7	9-0	W	H. James Madison	(14-Min)
9.9	1-0	W	H. Duke & N. Car.	(15-Min)
9.14	9-0	W	H. Duke	(17-Min)
9.15	9-1	W	A. North Carolina	(17-Min)
9.23	9-1	W	H. St. Louis	(16-Min)
9.27	9-0	W	H. Furman	(16-Min)
9.28	9-0	W	A. Virginia	(16-Min)
9.5	9-1	W	A. Davidson	(17-Min)

NCAA Tournament

9.10	9-0	W	H. Washington	(17-Min)
9.22	9-1	W	H. Appalachian St.	(14-Min)
9.29	1-1	L	H. Rice	(14-Min)

09-12

- 1 - Clemson Invitational

1978 (128-0-0 Overall, 4-0-0 ACC) ACC Champ.

Third in NCAA Tournament, Third in Final Four


8.7	7-0	W	H. Wake	(15-Min)
8.10	9-0	W	H. Georgia State	(15-Min)
8.17	9-0	W	A. Brown	(17-Min)
8.17	9-0	W	A. Connecticut	(15-Min)
8.24	14-0	W	H. Belmont Abbey	(14-Min)
8.29	1-0	W	A. Duke	(14-Min)
9.1	4-0	W	H. N.C. State	(14-Min)
9.6	8-1	W	H. Wake	(14-Min)
9.8	9-0	W	H. Davidson State	(14-Min)
9.12	9-1	W	A. Furman	(17-Min)
9.19	14-1	W	A. South Carolina	(12-Min)
9.24	9-0	L	H. Virginia (OT)	(12-Min)
9.28	4-1	W	H. Wake	(15-Min)
9.29	9-0	W	H. Virginia	(14-Min)
9.5	9-0	W	H. Davidson (OT)	(13-Min)

NCAA Tournament

9.10	4-0	W	H. American	(13-Min)
9.19	14-1	W	H. App. St. (OT)	(14-Min)
9.26	2-0	W	A. Wake Forest	(14-Min)
9.3	1-1	L	H. St. Louis (OT)	(15-Min)
9.10	9-0	W	H. Wake Forest	(14-Min)

09-12

- 1 - Clemson Invitational
- 2 - NCAA Final Four, Tampa, FL



Clemson's 1972 squad won eight matches and scored 32 goals.

ALL-TIME RESULTS

1978 106-2-1 Overall, 5-0-0 ACC ACC Champions

Midwest Runners-Up, Third in Final Four

9-8	1-0	W	H. Belmont Abbey	13-NH
9-16	2-1	W	H. Wake Forest	14-NH
9-23	3-0	W	H. Duke	15-NH
9-29	4-0	W	A. H.C. State	15-NH
10-6	5-1	W	H. George State	15-NH
10-13	5-1	W	H. Duquesne	15-NH
10-20	6-2	L	H. Cleveland State	15-121
11-14	7-0	W	H. South Carolina	15-NH
11-17	8-0	W	H. Furman	15-NH
11-21	6-2	W	A. North Carolina	15-NH
11-24	6-1	L	H. Wake Forest	15-NH
12-28	6-0	L	H. Jacksonville St.	15-NH
N-1	2-0	W	A. Virginia	16-NH
N-4	3-0	W	A. Maryland	16-NH
N-7	3-0	W	H. South Florida	16-NH

NCAA Tournament

N-25	1-0	W	H. South Carolina	16-NH
N-22	1-0	W	H. Kentucky	16-121
N-19	4-1	W	N.C. Central	16-11
N-9	2-3	L	N.C. State	16-21

1 - Clemson initial seed
2 - NCAA Final Four runner-up

1980 112-3-2 Overall, 4-0-1 ACC Second in ACC

9-7	0-1	W	H. Mid. Del.	17-NH
9-14	4-0	W	A. Wake Forest	17-NH
9-15	5-0	W	H. George State	17-NH
9-21	3-1	W	H. C. State	17-NH
9-24	1-0	W	H. Wake Forest	17-NH
9-28	1-0	L	H. Duke	17-NH
10-5	2-0	L	H. App. St.	17-121
10-5	1-1	L	H. Cleveland St. SC	17-121
11-11	4-2	W	H. Wake Forest	17-NH
11-17	0	W	H. South Carolina	17-NH
11-19	2-2	T	H. Wake Forest (OT)	17-NH
11-25	1-2	L	A. S. Florida (OT)	17-1-NH
12-27	0-1	W	A. Jacksonville	17-1-NH
11-30	2-0	W	H. Florida	17-NH
N-2	1-0	W	H. Maryland	17-NH
N-11	2-1	W	A. Furman	17-NH
N-8	4-0	W	H. Virginia	17-NH

44-17

1 - Clemson initial seed

1981 116-2-0 Overall, 5-1-0 ACC ACC Champions

Midwest Final Four, Fifth in Final Four

9-7	4-1	W	A. George State	18-NH
9-14	2-1	W	A. Appalachian State	18-NH
9-19	3-0	W	H. USC-Spartanburg	18-NH
9-22	3-2	W	H. Wake Forest	18-NH
9-29	5-2	W	A. H.C. State	18-121
9-27	2-1	W	H. Duke	18-NH
10-4	0-1	L	A. H. Carolina SC	18-NH
10-11	5-1	W	H. South Carolina	18-NH
10-16	3-0	W	H. South Florida	18-NH
10-18	0-1	W	H. Wake Forest	18-NH
10-23	4-0	W	H. Davidson College	18-NH
10-28	2-2	W	H. Jacksonville	18-NH
11-29	4-0	W	H. Florida	18-NH
N-1	0-0	W	H. Florida	18-NH
N-4	0	W	H. Furman	18-NH
N-6	2-0	W	A. Virginia (OT)	18-NH
N-8	4-0	W	A. Maryland	18-NH
N-11	2-0	W	H. Furman	18-NH

NCAA Tournament

N-18	2-1	W	H. H.C. State	18-121
N-19	1-0	L	H. Wake Forest	18-NH

55-14

1 - Clemson initial seed

1982

118-2-1 Overall, 6-1-0 ACC ACC Champions (Tie)

Midwest Final Four, Third in Final Four

9-5	3-2	W	H. App. State	19-NH
9-9	3-0	W	H. USC-Spartanburg	19-NH
9-12	4-0	W	A. Wake Forest	19-NH
9-17	4-0	W	H. Wake Forest	19-121
9-19	2-1	W	N.C. State	19-121
9-26	0-1	L	H. Duke	19-NH
9-29	3-0	W	H. Florida	19-NH
10-3	5-0	W	H. H.C. State	19-NH
10-6	5-0	W	H. Florida	19-NH
10-10	2-0	W	A. South Carolina	19-NH
10-16	4-1	W	H. Wake Forest	19-NH
10-17	0-0	W	H. Wake Forest	19-NH
10-22	5-0	W	H. Wake Forest	19-NH
10-24	3-2	T	A. S. Florida (OT)	19-NH
10-26	3-1	W	A. Jacksonville	19-NH
10-31	6-0	W	H. Florida	19-NH
N-2	2-0	W	A. Virginia	19-121
N-7	2-0	W	H. Maryland	19-NH
N-10	3-0	W	A. Furman	19-NH



The 1983 team finished the season ranked 22nd in the final poll.

NCAA Tournament

H-17	2-0	W	H. Wake Forest	19-NH
H-20	2	L	A. Wake Forest	19-121

1 - 5th Region Classic, Presented by H
2 - Chance Twillock (1PK - Penalty Kick)

1983

126-3-2 Overall, 7-2-2 ACC Third in ACC, Fifth in Final Four

9-1	1-0	W	H. Wake Forest	19-NH
9-9	2-0	W	H. Wake Forest	19-NH
9-11	5-0	W	H. Wake Forest	19-NH
9-15	7-1	W	H. S. H. Edwardsville	19-NH
9-18	2-0	W	A. North Carolina	19-NH
9-21	2-0	W	H. Furman	19-NH
9-29	2-0	L	H. Duke	19-121
9-28	4-0	W	H. Wake Forest	19-NH
9-2	2-1	W	A. Connecticut	19-121
9-9	1-0	W	H. Wake Forest	19-NH
9-9	1-0	W	H. South Carolina	19-NH
9-14	3-0	W	H. Wake Forest	19-NH
9-15	2-0	W	H. Wake Forest	19-121
9-20	2-0	W	H. Wake Forest	19-NH
9-25	2-0	W	H. Jacksonville	19-NH
9-26	1	L	H. Wake Forest	19-NH
9-30	3-0	W	H. App. State	19-NH
H-4	1-0	L	A. Virginia	19-NH
H-5	1-0	W	A. Maryland	19-NH
H-13	1-2	L	A. N.C. State (OT)	19-NH

NCAA Tournament

H-16	2-1	L	H. Wake Forest	19-121
------	-----	---	----------------	--------

1 - Chance Twillock

1984

129-5-0 Overall, 8-0-0 ACC National Champions

Second in the ACC, Fourth in Final Four

9-1	5-0	W	H. Connecticut	19-121
9-9	5	W	H. Wake Forest	19-NH
9-8	2	L	H. Wake Forest	19-121
9-9	3-1	L	A. Wake Forest	19-121
9-12	5-0	W	H. Wake Forest	19-NH
9-16	2-1	W	H. Wake Forest	19-NH
9-19	2-0	W	H. App. State	19-121
9-28	2-2	L	A. Duke	19-121
9-28	4-2	W	H. Wake Forest	19-NH
9-3	3-0	W	H. Wake Forest	19-NH
9-7	3-0	W	A. Wake Forest	19-NH
9-10	3-1	W	H. USC-Spartanburg	19-NH
9-14	2-2	W	H. South Carolina SC	19-NH
9-15	2-0	W	H. Wake Forest	19-NH
9-19	1	W	H. Wake Forest	19-NH
9-2	4-0	W	H. Wake Forest	19-NH
9-11	3-0	W	A. Furman	19-NH
9-25	0-0	W	H. Maryland	19-NH
H-2	2-2	L	H. Virginia	19-121
H-4	2-0	W	H. Wake Forest	19-NH
H-11	2-2	W	H. N.C. State	19-121

NCAA Tournament

H-18	3-1	W	A. N.C. State	19-121
H-25	3-1	W	H. Wake Forest	19-121
H-1	1-0	W	A. Virginia	19-121
H-7	4-1	W	A. UCLA	19-121
H-15	2-1	W	H. Wake Forest	19-121

44-17

1 - National Champions, Knoxville, TN
2 - Chance Twillock
3 - NCAA Finals at Seattle, WA (10 goals)

ALL-TIME RESULTS

1986 (1985-86 Overall, 3-1 ACC) ACC Champions

1985 Final 16, Third in Final Four				
8.1	2-0	W	H. Charleston	(19-87)
8.6	1-0	W	H. Wake Forest	(19-88)
8.7	2-0	T	H. Wake Forest	(19-89)
8.12	2-0	W	H. Wake Forest	(19-90)
8.16	2-0	W	H. North Carolina	(19-91)
8.19	2-0	W	H. Wake Forest	(19-92)
8.20	2-0	W	H. Wake Forest	(19-93)
8.20	2-0	W	H. Wake Forest	(19-94)
8.2	2-0	W	H. Wake Forest	(19-95)
8.6	2-0	W	H. Wake Forest	(19-96)
8.10	2-0	W	H. Wake Forest	(19-97)
8.14	2-0	W	H. Wake Forest	(19-98)
8.17	2-0	W	H. Wake Forest	(19-99)
8.20	2-0	W	H. Wake Forest	(19-00)
8.27	2-0	W	H. Wake Forest	(19-01)
8.3	2-2	L	H. Virginia	(19-02)
8.6	2-1	W	H. Maryland	(19-03)
8.9	2-0	W	H. Wake Forest	(19-04)
8.9	2-0	T	H. Wake Forest	(19-05)
8.10	2-0	L	H. Wake Forest	(19-06)

NCAA Tournament

8.24	2-2	W	H. Wake Forest	(19-07)
8.24	2-1	L	H. Wake Forest	(19-08)

1-Indiana State, Evansville, IN
2-Clemson (no official)
3-Florida International (walkers), Miami, FL
4-Clemson (walkers)

1987 (1986-87 Overall, 3-3 ACC) Third in the ACC, 19th in Final Four

8.31	2-1	W	H. Charleston	(19-86)
8.6	2-0	W	H. Wake Forest	(19-87)
8.10	2-1	W	H. Wake Forest	(19-88)
8.14	2-1	W	H. North Carolina	(19-89)
8.16	2-1	W	H. Wake Forest	(19-90)
8.19	2-1	W	H. Wake Forest	(19-91)
8.21	2-0	T	H. Wake Forest	(19-92)
8.24	2-1	W	H. Wake Forest	(19-93)
8.28	2-0	L	H. Duke	(19-94)
8.3	2-0	L	H. Wake Forest	(19-95)
8.5	2-0	W	H. Wake Forest	(19-96)
8.8	2-0	W	H. Wake Forest	(19-97)
8.12	2-0	L	H. Wake Forest	(19-98)
8.17	2-0	W	H. Wake Forest	(19-99)
8.19	2-1	L	H. Wake Forest	(19-00)
8.24	2-1	W	H. Wake Forest	(19-01)
8.27	2-0	L	H. Wake Forest	(19-02)
8.3	2-1	W	H. Wake Forest	(19-03)

NCAA Tournament

8.6	2-1	W	H. Wake Forest	(19-04)
8.9	2-0	W	H. Wake Forest	(19-05)
8.9	2-0	W	H. Wake Forest	(19-06)
8.13	2-0	W	H. Wake Forest	(19-07)
8.16	2-1	W	H. Wake Forest	(19-08)
8.19	2-0	W	H. Wake Forest	(19-09)
8.22	2-1	W	H. Wake Forest	(19-10)

1-Georgia Tech (walkers), Atlanta, GA
2-Clemson (no official)

1987 (1986-87 Overall, 3-4-1 ACC) National Champions

Final in the ACC, 15th in Final Four				
8.1	2-0	W	H. Wake Forest	(19-86)
8.5	2-0	W	H. Wake Forest	(19-87)
8.9	2-0	W	H. Wake Forest	(19-88)
8.13	2-0	L	H. Wake Forest	(19-89)

8.16	2-0	W	H. Georgia State	(19-90)
8.20	2-0	W	H. Wake Forest	(19-91)
8.25	2-0	W	H. Wake Forest	(19-92)
8.27	2-0	L	H. Wake Forest	(19-93)
8.29	2-0	W	H. Wake Forest	(19-94)
8.4	2-0	W	H. Wake Forest	(19-95)
8.7	1-0	W	H. Wake Forest	(19-96)
8.11	2-0	W	H. Wake Forest	(19-97)
8.14	2-0	W	H. Wake Forest	(19-98)
8.18	2-0	L	H. Wake Forest	(19-99)
8.21	2-0	W	H. Wake Forest	(19-00)
8.25	2-1	L	H. Wake Forest	(19-01)
8.28	2-0	W	H. Wake Forest	(19-02)
8.31	2-1	L	H. Wake Forest	(19-03)
8.3	2-0	L	H. Wake Forest	(19-04)

NCAA Tournament

8.14	2-0	W	H. Wake Forest	(19-05)
8.22	2-0	W	H. Wake Forest	(19-06)
8.29	2-0	W	H. Wake Forest	(19-07)
8.5	2-0	W	H. Wake Forest	(19-08)
8.8	2-0	W	H. Wake Forest	(19-09)

1-Clemson (no official)
2-Georgia Tech (walkers), Atlanta, GA
3-NCAA Final Four, Clemson, SC

1988 (1987-88 Overall, 5-1 ACC) Fifth in the ACC

8.1	2-0	W	H. Wake Forest	(19-87)
8.4	2-0	W	H. Wake Forest	(19-88)
8.7	2-1	W	H. Wake Forest	(19-89)
8.14	2-1	T	H. Wake Forest	(19-90)
8.15	2-0	L	H. Wake Forest	(19-91)
8.21	2-0	T	H. Wake Forest	(19-92)
8.25	2-0	W	H. Wake Forest	(19-93)
8.25	2-0	W	H. Wake Forest	(19-94)
8.27	2-0	L	H. Wake Forest	(19-95)
8.29	2-0	W	H. Wake Forest	(19-96)
8.3	2-0	W	H. Wake Forest	(19-97)
8.14	2-0	W	H. Wake Forest	(19-98)
8.18	2-0	W	H. Wake Forest	(19-99)
8.22	2-0	W	H. Wake Forest	(19-00)
8.26	2-0	W	H. Wake Forest	(19-01)
8.30	2-1	L	H. Wake Forest	(19-02)
8.31	2-0	L	H. Wake Forest	(19-03)

NCAA Tournament

8.22	2-1	L	H. Wake Forest	(19-04)
8.29	2-0	W	H. Wake Forest	(19-05)

1-Clemson (no official)
2-Georgia Tech (walkers), Atlanta, GA

1989 (1988-89 Overall, 3-4-1 ACC) Fifth in the ACC

8.1	1-0	W	H. Wake Forest	(19-88)
8.5	2-0	L	H. Wake Forest	(19-89)
8.6	1-0	W	H. Wake Forest	(19-90)
8.10	1-0	L	H. Wake Forest	(19-91)
8.13	2-1	W	H. Wake Forest	(19-92)
8.17	2-2	L	H. Wake Forest	(19-93)
8.20	2-0	W	H. Wake Forest	(19-94)
8.24	2-0	W	H. Wake Forest	(19-95)
8.27	2-1	W	H. Wake Forest	(19-96)
8.31	2-0	T	H. Wake Forest	(19-97)
8.3	2-0	W	H. Wake Forest	(19-98)
8.6	2-1	W	H. Wake Forest	(19-99)
8.9	2-1	W	H. Wake Forest	(19-00)
8.11	2-1	W	H. Wake Forest	(19-01)
8.14	2-0	W	H. Wake Forest	(19-02)
8.17	2-1	W	H. Wake Forest	(19-03)
8.19	2-0	W	H. Wake Forest	(19-04)
8.22	2-0	W	H. Wake Forest	(19-05)
8.25	2-0	W	H. Wake Forest	(19-06)
8.28	2-0	L	H. Wake Forest	(19-07)
8.31	2-0	L	H. Wake Forest	(19-08)

NCAA Tournament

8.11	2-1	W	H. Wake Forest	(19-09)
8.18	2-0	W	H. Wake Forest	(19-10)
8.25	2-0	W	H. Wake Forest	(19-11)
8.31	2-0	W	H. Wake Forest	(19-12)


1-Clemson (no official)
2-ACC Tournament, Durham, NC

1990 (1989-90 Overall, 4-3-1 ACC) ACC Champions, Fourth in Final Four

8.24	2-0	W	H. Wake Forest	(19-89)
8.27	2-0	L	H. Wake Forest	(19-90)
8.31	2-0	W	H. Wake Forest	(19-91)
8.3	2-0	W	H. Wake Forest	(19-92)
8.6	2-0	W	H. Wake Forest	(19-93)
8.10	2-0	W	H. Wake Forest	(19-94)
8.14	2-0	W	H. Wake Forest	(19-95)
8.17	2-0	W	H. Wake Forest	(19-96)
8.20	2-0	W	H. Wake Forest	(19-97)
8.24	2-0	W	H. Wake Forest	(19-98)
8.27	2-0	W	H. Wake Forest	(19-99)
8.31	2-0	W	H. Wake Forest	(19-00)
8.3	2-0	W	H. Wake Forest	(19-01)
8.6	2-0	W	H. Wake Forest	(19-02)
8.9	2-0	W	H. Wake Forest	(19-03)
8.13	2-0	W	H. Wake Forest	(19-04)
8.16	2-0	W	H. Wake Forest	(19-05)
8.19	2-0	W	H. Wake Forest	(19-06)
8.22	2-0	W	H. Wake Forest	(19-07)
8.25	2-0	W	H. Wake Forest	(19-08)
8.28	2-0	W	H. Wake Forest	(19-09)
8.31	2-0	W	H. Wake Forest	(19-10)

NCAA Tournament

8.11	2-0	W	H. Wake Forest	(19-11)
8.18	2-0	W	H. Wake Forest	(19-12)
8.25	2-0	W	H. Wake Forest	(19-13)
8.31	2-0	W	H. Wake Forest	(19-14)



The 1990 Tigers won the ACC Regular Season Championship and finished fourth in the Goalpost.

ALL-TIME RESULTS

1984
NCAA Tournament
 M. 11 0-0 L. N.C.S. Carolina (19-17)
ACC-EC

1. Clemson Invitational
 2. ACC Tournament, Clemson, SC
 3. NCAA Tournament, Charlotte, NC

1985
1985-86 Overall, 2-3-0 ACC
Third in the ACC, 10th in Final Poll

8. 1	0-0	L	H. UNC Charlotte (27)	17-141
8. 8	1-0	W	A. Wake Forest	17-141
8. 11	4-0	W	H. Florida State	
8. 16	1-0	L	H. Wake Forest (14)	18-138
8. 18	1-0	W	H. Furman	
8. 22	2-1	W	H. Duke	18-131
8. 26	2-0	W	H. Georgia State	
8. 29	0-0	T	A. N.C. State (27)	18-131
9. 1	0-0	W	H. Wake College	
9. 4	4-1	W	H. S.C. State	18-121
9. 6	0-0	L	A. South Carolina	18-121
9. 9	4-0	W	H. Mercer	
9. 13	3-1	W	H. W.V. State	18-111
9. 14	1-1	W	H. Virginia	
9. 20	2-0	W	A. Maryland	
9. 23	0-0	W	H. Lynchburg	17-101
9. 27	1-0	L	A. Virginia	17-101
9. 30	2-0	W	H. Wake	
10. 3	0-0	W	H. South Carolina	18-101
10. 7	1-0	W	A. Wake Forest	17-91

NCAA Tournament
 M. 17 1-0 L. A. N.C. State (18-18)
59-21

1. Santa Clara Invitational, Santa Clara, CA
 2. ACC Tournament, Chapel Hill, NC

1987
1987-88 Overall, 1-3-0 ACC
Sixth in the ACC, 35th in Final Poll

8. 9	2-1	W	H. South Carolina	15-141
8. 7	4-0	W	H. Ohio Southern	15-141
8. 9	0-0	W	H. Georgia State	15-141
8. 13	1-1	L	H. Wake Forest	15-141
8. 16	0-0	W	H. Lynchburg	15-141
8. 20	1-1	T	A. Duke (27)	17-131
8. 23	0-0	W	H. Pennsylvania	15-141
8. 29	4-1	W	H. Mercer	15-141
9. 2	2-1	W	H. Wake	15-141
9. 4	0-0	L	H. Old Dominion	15-141
9. 7	2-1	W	H. Virginia	14-131
9. 9	0-1	L	H. N.C. State	14-131
9. 11	2-0	L	H. Virginia Tech	14-121
9. 14	0-1	L	A. Furman	12-111
9. 16	0-1	L	A. Wake Forest	12-101
9. 21	2-1	W	H. Wake Forest (21)	18-141
9. 25	2-1	W	H. Maryland	
9. 28	3-0	W	H. Georgia State	17-131
10. 1	0-0	L	A. South Carolina	17-131
10. 3	3-2	W	H. Duke (21)	18-141
10. 5	3-3	L	H. N.C. State (21)	18-141
10. 8	1-0	W	H. Virginia	18-141

63-23
 1. Clemson Invitational
 2. ACC Tournament, Chapel Hill, NC
 3. Wake Forest Invitational, Wake Forest, NC

1994
1994-95 Overall, 5-0-1 ACC
ACC Champions, Regular Season
NCAA Final 18, Fifth in Final Poll


8. 4	0-0	W	H. Wake	24-101
8. 4	1-0	A	H. Wake (14th)	24-101
8. 8	0-0	L	A. UNC Charlotte	25-101
8. 17	0-0	T	A. Wake Forest (27)	25-101
8. 25	2-0	W	H. Wake Forest	11-4-101
8. 29	2-0	W	H. Duke	11-4-101
8. 31	0-0	W	H. Appalachian St.	11-4-101
9. 5	0-0	A	A. Wake Forest	11-4-101
9. 7	0-0	W	H. Florida State	11-4-101
9. 11	0-0	W	H. Virginia	11-4-101
9. 13	0-0	L	H. Wake Forest (27)	11-4-101
9. 15	0-0	A	H. Virginia	11-4-101
9. 17	0-0	W	H. Georgia State	11-4-101
9. 20	0-0	W	H. Wake Forest	11-4-101
9. 22	4-0	W	H. Wake	11-4-101
9. 24	1-0	L	H. Wake Forest (21)	11-4-101
9. 27	0-0	A	H. Virginia	11-4-101
9. 29	0-0	W	A. Wake Forest	11-4-101
9. 30	1-0	L	H. Virginia	11-4-101

NCAA Tournament
 M. 18 0-0 W. H. UNC-Green (15-11)
 M. 21 2-0 L. H. South Carolina (15-11)
49-24

1. Clemson Invitational
 2. ACC Tournament, Chapel Hill, NC

1998
1998-99 Overall, 2-4-0 ACC
Seventh in the ACC


8. 4	0-0	A	H. Wake Forest	20-101
8. 7	0-0	W	H. Wake Forest	20-101
8. 11	4-1	W	H. Wake Forest	20-101
8. 14	0-0	W	H. Wake	20-101
8. 25	1-0	L	A. Duke	20-101
8. 28	1-0	L	H. Wake Forest	20-101
8. 29	1-0	L	H. Wake Forest	20-101
8. 31	0-0	W	H. Wake Forest	20-101
9. 2	0-0	L	H. Wake Forest (21)	20-101
9. 5	4-0	W	H. Wake Forest	20-101
9. 8	0-0	L	H. Virginia	20-101
9. 12	0-0	W	H. Wake	20-101
9. 16	0-0	A	H. Wake	20-101
9. 19	1-1	L	A. Wake Forest (27)	20-101
9. 23	0-0	W	H. Maryland	20-101



The 1993 team won the ACC Regular Season Championship.

9. 26	0-0	W	H. Wake Forest	
9. 30	3-1	W	H. Wake Forest	18-101
10. 5	1-0	L	A. Wake Forest (21)	
10. 10	0-0	W	H. Wake Forest	18-101
10. 23	2-2	W	H. Wake Forest (21)	18-101

63-23
 1. Clemson Inv.
 2. ACC Tournament, Clemson, SC
 3. Wake Forest Inv. Wake Forest, Wake Forest, NC



Head Coach
Trevor Adair
1995-2008
School Record
173-91-27

1995
1995-96 Overall, 4-3-0 ACC
Third in the ACC

NCAA Final 18, Fifth in the Final Poll

8. 9	2-0	L	H. South Carolina	15-141
8. 9	0-0	W	H. South Carolina	15-141
8. 13	0-1	W	H. Wake Forest (21)	15-141
8. 16	0-0	W	H. Ohio Southern	15-141
8. 19	1-0	L	H. Duke	17-131
8. 23	2-0	W	H. The Citadel	17-131
8. 26	2-1	W	A. N.C. State	17-121
8. 29	1-0	W	A. South Carolina	17-121
9. 2	1-1	A	A. South Carolina	17-121
9. 4	0-1	W	H. Wake Forest (21)	17-121
9. 7	4-1	W	H. Virginia	17-121
9. 10	1-0	L	A. Virginia Tech	17-121
9. 13	1-0	W	H. Wake	17-121
9. 16	2-0	L	A. Furman	17-121
9. 22	1-0	L	A. Furman	17-121
9. 24	0-0	W	H. Lynchburg (18)	17-121
9. 25	0-0	W	H. Wake Forest	17-121
9. 27	0-1	W	H. Wake Forest	17-121
9. 30	1-0	W	H. Wake Forest	17-121
10. 3	0-0	W	H. N.C. State	17-121
10. 10	1-0	L	H. Wake Forest	17-121

NCAA Tournament
 M. 8 0-0 W. H. Wake Forest (16-16)
 M. 20 1-0 L. A. Wake Forest (16-16)
64-23
 1. ACC Tournament, Durham, NC

ALL-TIME RESULTS

1995

(13-7-2 Overall, 2-3-1 ACC)
Points in the ACC

8-1	11-1	W	H. UNC Asheville	(17-19)
8-7	2-4	L	MU Washington	(11-19)
8-8	2-4	W	W. Virginia	(17-24)
8-15	2-4	W	H. Fla. Col. (OT)	(18-19)
8-18	2-1	W	H. Ga. Inst. Tech.	(18-19)
8-21	1-2	L	K. Duke	(18-1)
8-23	2-4	W	H. Appalachian	(19-19)
8-28	2-4	T	H. N.C. State (OT)	(19-19)
8-31	2-4	T	H. Fla. Inst. Tech.	(19-20)
9-5	2-8	L	H. Ga. Inst. Tech.	(19-24)
9-7	2-4	W	H. Wakeford	(19-19)
9-13	2-4	L	R. UNC Charlotte	(19-19)
9-16	2-4	W	H. Virginia	(19-19)
9-20	2-4	L	H. Virginia (OT)	(19-1)
9-23	2-4	W	H. Furman	(19-21)
9-27	2-1	W	R. South Carolina	(19-10)
9-29	2-4	W	H. Maryland	(19-24)
9-30	1-2	L	R. Wakeford	(19-1)
9-31	1-3	L	M. Duke	(19-1)

56 pts.

1-Champion: Wakeford, Wakeford, SC
2-ACC Tournament: Charlotteville, VA

9-2	1-0	W	H. Wakeford	(19-19)
9-5	1-2	L	H. Wakeford (OT)	(19-19)
9-8	2-4	L	H. Wakeford	(20-11)

ACC Tournament

9-23	5-0	W	H. UNC Charlotte	(19-24)
9-26	1-0	W	A. So. Carolina (OT)	(19-27)
9-29	1-0	L	A. Duke	(19-28)

1-Champion: Wakeford, Wakeford, SC
2-Champion: Wakeford
3-ACC Tournament, Orlando, FL

1996

(22-3 Overall, 3-1 ACC)

ACC Champions

1996 Final Eight, Ranked First in the Final Poll

8-1	4-1	W	G. Campbell	(12-18)
8-4	1-0	W	A. International	(12-17)
8-8	2-4	W	H. South Florida	(12-12)
8-9	6-0	W	H. Wakeford	(12-19)
8-15	6-0	W	H. Wakeford (OT)	(12-19)
8-20	6-0	L	A. Duke	(12-2)
8-24	2-1	W	H. Central Conn.	(12-19)
8-27	2-1	W	H. N.C. State	(12-19)
8-31	7-1	W	H. Ga. Poly. S.L.C.	(12-19)
9-4	3-0	W	H. Wake Hampd. Inst.	(12-19)
9-7	6-0	W	H. South Carolina	(12-19)
9-11	2-0	W	G. South Carolina	(12-19)
9-14	2-1	A	G. Wakeford	(12-19)
9-18	2-0	W	H. Virginia	(12-2)
9-21	2-0	W	A. UNC Charlotte	(12-19)
9-25	2-0	W	H. Furman	(12-19)
9-28	1-0	W	H. Wake	(12-19)
9-31	2-0	A	G. Wakeford	(12-19)
9-3	1-0	W	A. Wakeford	(12-19)
9-4	2-0	A	R. Wakeford	(12-19)
9-12	1-0	W	H. Duke	(12-2)

ACC Tournament

9-22	5-0	W	H. Wakeford	(12-19)
9-26	1-0	A	H. Wakeford (OT)	(12-19)
9-29	1-2	L	H. Wakeford	(12-2)

1-Champion: International Tournament, Wakeford, FL
2-Champion: International
3-ACC Tournament, Wakeford-Clemson, NC

1997

(9-8-2 Overall, 2-2-2 ACC)
Points in the ACC

8-1	0-2	L	H. Davidson	(14-19)
8-7	2-0	L	H. Penn State	(14-21)
8-8	2-1	W	H. Wakeford	(14-19)
8-12	1-2	L	R. Wake Carolina	(14-19)
8-14	2-0	W	H. Appalachian State	(14-19)
8-18	0-4	T	H. Duke (OT)	(14-1-2)
8-22	2-0	W	H. Appalachian State	(14-19)
8-25	0-2	T	H. N.C. State (OT)	(14-19)
9-1	1-2	L	H. Wakeford	(14-2)
9-8	1-2	L	H. Wakeford	(14-2)
9-13	0-4	W	H. Wakeford	(14-2)
9-15	2-1	W	A. Virginia	(14-2)
9-20	1-0	W	H. Wakeford (OT)	(14-2)
9-27	1-0	W	H. South Carolina	(14-2)
9-29	2-1	W	H. UNC Charlotte	(14-2)
9-30	2-0	L	H. Furman (OT)	(14-2)
9-30	1-2	L	H. Maryland	(14-2)
9-31	2-1	W	H. Wakeford	(14-2)
9-31	0-1	L	M. Wake Carolina	(14-2)

36 pts.

1-Champion: International
2-ACC Tournament, Winston-Salem, NC

1998

(14-4-2 Overall, 3-3 ACC)
Points in the ACC

ACC Final 16, Ranked 4th

8-7	4-0	W	H. Hartford	(15-19)
8-8	4-0	W	A. Wakeford	(14-19)
8-10	1-2	L	H. Wake Carolina	(14-19)
8-14	2-0	W	H. Appalachian St.	(14-19)
8-17	2-0	L	H. Duke	(14-19)
8-20	0-1	W	H. Wake Carolina	(14-19)
8-24	0-1	W	H. N.C. State	(14-19)
8-29	2-1	W	H. Wake	(14-19)
9-1	2-1	W	H. Wake, S.C. (OT)	(14-20)
9-4	0-0	T	H. South Carolina (OT)	(14-20)
9-12	2-1	W	H. Wake Carolina	(14-19)
9-15	2-0	L	H. Virginia	(14-19)
9-18	2-2	W	A. Wakeford	(14-19)
9-27	2-1	W	A. Wakeford	(14-19)

(11-7-3 Overall, 2-3-1 ACC)
Points in the ACC

ACC Final Eight, 13th in Final Poll

8-23	2-0	W	H. Campbell	(14-19)
8-5	1-2	L	H. Wakeford	(14-20)
8-9	2-8	L	R. Indiana	(14-4)
8-16	1-0	W	R. Wake Carolina	(14-19)
8-17	11-0	W	H. Wakeford	(14-19)
8-21	1-0	L	H. Wake	(14-19)
8-27	1-2	T	H. Wake Carolina (OT)	(14-20)
8-28	2-1	L	R. N.C. State	(14-19)
9-3	2-1	W	H. Wake Carolina (All-time)	(14-19)
9-4	4-0	W	H. Wakeford	(14-19)
9-8	2-0	L	H. Ga. Inst. Tech.	(14-28)
9-10	2-0	W	H. South Carolina	(14-19)
9-15	2-1	W	H. Georgia State	(14-19)
9-19	2-1	R	A. Virginia (OT)	(14-20)
9-22	2-0	W	H. Wakeford	(14-19)



The 2001 team won the ACC Championship at Riggs Field in Clemson, SC.

ALL-TIME RESULTS

6-25	2-0	W	H. Clemson	(8-19)
6-25	2-0	W	R. Maryland	(8-19)
6-5	4-0	W	R. UMS-Greensboro	(8-19)
6-9	2-0	T	W. Wake Forest (CT)	(8-19)

NCAA Tournament

6-19	2-0	W	H. Clemson	(8-19)
6-26	1-0	L	H. Connecticut (CT)	(8-19)

19-24

1 Clemson Invitational

2 ACC Tournament, Final Four, Salem, NC

2001

(Overall Overall, 4-2 ACC)

Third Place Second in the ACC

NCAA Final 8, Ranked 49

2-4	1-0	L	R. South Carolina	(8-19)
2-7	2-1	W	H. Clemson	(8-19)
2-9	1-0	L	H. Georgia State	
2-7	2-1	W	NC Florida International	
2-9	4-0	W	NC Wake Forest	(15-71)
2-23	2-1	W	R. NC State	
2-24	1-0	W	H. Wake Forest	
2-22	2-0	W	H. Wake Forest	
2-7	2-0	W	H. South Carolina	(24-12)
6-13	2-0	W	H. Wake Forest	(17-15)
6-13	2-0	L	R. Virginia	(14-8)
6-17	2-0	W	R. Clemson (CT)	(12-77)
6-21	2-1	W	H. Wake Forest	(12-11)
6-24	2-0	W	H. Connecticut	(19-14)
6-28	2-0	W	H. Maryland	(8-15)
6-3	2-1	L	R. North Carolina	(8-5)
6-7	1-0	W	H. Duke	(12-15)
6-10	2-0	W	H. Wake Forest	(12-1)
6-15	2-1	W	H. Wake Forest	(12-1)
6-16	2-1	W	H. Wake Forest	(19-5)
6-18	1-0	W	H. Virginia	(5-2)

NCAA Tournament

6-26	1-0	W	H. Kentucky (CT)	(8-15)
6-2	2-0	W	H. Ala. Jam. (CT)	(8-12)
6-3	2-0	L	R. Indiana	(6-5)

19-20

1 Clemson Invitational, Greenville, SC

2 Clemson Invitational, Greenville, SC

3 Clemson Invitational, Clemson, SC

4 ACC Tournament, Clemson, SC

2002

(Overall Overall, 2nd Overall)

Fourth in the ACC

NCAA Final 8, Ranked 7th

2-21	2-0	W	H. Duke	(8-15)
2-21	2-1	W	R. Indiana (CT)	(8-1)
2-4	2-1	W	H. UMS-Greenb.	(8-1)
2-14	2-0	L	R. Duke (CT)	(8-1)
2-11	2-0	W	H. Connecticut	(16-14)
2-22	2-0	W	H. Wake Forest	(17-15)
2-27	2-0	W	NC Georgia	(11-15)
2-29	1-0	W	NC Wake Forest	(11-15)
6-3	2-1	W	R. South Carolina (CT)	(8-12)
6-3	2-0	W	R. Wake Forest	(8-1)
6-5	2-0	W	H. Virginia (CT)	(14-1)
6-19	2-0	T	R. Wake Forest (CT)	(8-1)
6-23	2-0	W	H. Appalachian St.	(8-15)
6-25	2-1	L	R. Maryland	(8-1)
6-29	2-1	R. Wake Forest	(8-1)	
6-5	1-0	L	H. Wake Forest	(8-1)
6-10	2-0	W	H. Wake Forest (CT)	(12-1)
6-14	2-0	W	H. Wake Forest	(12-1)
6-15	1-1	L	H. Maryland (CT)	(12-1)

NCAA Tournament

2-27	1-1	T	H. Wake Forest (CT)	(12-1)
2-30	2-0	W	Wake Forest (CT)	(12-1)
2-7	2-0	L	H. Wake Forest	(12-1)

55-56

1 Clemson Invitational, Greenville, SC

2 Clemson Invitational, Greenville, SC

3 ACC Tournament, Cary, NC

4 Clemson Invitational, Greenville, SC

2005

(Overall Overall, 2nd Overall)

Sixth in the ACC

NCAA Tournament Final Four

2-20	1-0	W	H. Wake Forest	(14-1)
2-21	2-0	L	H. Wake Forest	(14-1)
2-4	2-0	L	H. Wake Forest	(14-1)
2-7	2-1	A	H. Wake Forest	(14-1)
2-10	1-1	T	H. Wake Forest (CT)	(14-1)
2-14	2-1	W	H. Duke	(14-1)
2-17	2-0	W	H. Wake Forest	(14-1)
2-21	2-0	L	H. Wake Forest	(14-1)
2-26	2-1	L	H. Wake Forest (CT)	(14-1)
2-25	1-0	L	H. Wake Forest (CT)	(14-1)
6-1	1-0	A	H. Wake Forest	(14-1)
6-11	2-1	L	R. Virginia	(14-1)
6-19	2-0	L	H. Wake Forest	(14-1)
6-22	1-0	W	H. Appalachian St.	(14-1)
6-26	1-0	L	H. Wake Forest	(14-1)
6-29	2-0	A	H. Wake Forest	(14-1)
6-1	1-0	W	A. North Carolina	(14-1)
6-4	2-0	W	H. Wake Forest	(14-1)
6-17	2-0	T	H. Wake Forest (CT)	(14-1)

NCAA Tournament

2-21	2-0	T	R. Virginia (CT)	(14-1)
------	-----	---	------------------	--------

1 Wake Forest Invitational, Greenville, SC

2 Clemson Invitational, Greenville, SC

3 Clemson Invitational, Greenville, SC

4 ACC Tournament, Cary, NC

5 Wake Forest Invitational, Greenville, SC

2006

(Overall Overall, 2-0 ACC)

Seventh in the ACC

2-1	2-0	W	H. Wake Forest	
2-4	2-0	L	H. Wake Forest	
2-10	1-0	W	H. Wake Forest	
2-2	2-0	A	H. Wake Forest	
2-4	0	L	H. Wake Forest	
2-24	2-0	W	H. Wake Forest (CT)	
2-25	4-0	W	H. Wake Forest	
6-1	1-0	W	H. Wake Forest	
6-10	2-0	A	H. Wake Forest	
6-17	2-0	L	H. Wake Forest	
6-22	2-0	L	H. Wake Forest	
6-27	2-0	W	H. Wake Forest (CT)	
6-31	2-0	L	H. Wake Forest	
6-8	2-0	L	H. Wake Forest	
6-11	2-0	L	H. Wake Forest	
6-16	2-0	L	H. Wake Forest	

78-79

1 Wake Forest Invitational, Greenville, SC

2 Clemson Invitational, Greenville, SC

3 ACC Tournament, Cary, NC

2008

(Overall Overall, 3-4-2 ACC)

Seventh in the ACC

NCAA Final 4, Ranked Third

2-2	2-1	W	L. South Carolina (CT)	
2-6	2-1	W	H. Wake Forest	(12-1)
2-9	2-0	W	H. Wake Forest (CT)	(12-1)
2-11	0-0	T	A. Wake Forest (CT)	(12-1)
2-16	0-0	L	A. Wake Forest	(12-1)
2-20	2-1	W	L. Wake Forest	(12-1)
2-22	0-1	L	A. Wake Forest	(12-1)
2-20	0-2	L	H. Wake Forest	(12-1)
2-4	2-1	W	H. Wake Forest	
2-7	0-1	L	H. Wake Forest	
2-10	0-0	T	A. Wake Forest (CT)	(12-1)
2-12	1-0	W	H. Wake Forest	
2-21	1-1	T	H. Wake Forest (CT)	(12-1)
2-25	2-0	W	L. Wake Forest	
2-22	2-0	W	H. Wake Forest	
6-2	2-1	W	H. Wake Forest	
6-4	2-1	W	A. Wake Forest	(12-1)
6-5	2-1	W	H. Wake Forest	(12-1)
6-11	0-0	L	H. Wake Forest	(12-1)

NCAA Tournament

6-15	2-0	W	L. South Carolina	(12-1)
6-22	2-0	W	A. Wake Forest	(12-1)
6-24	1-0	W	H. Wake Forest	(12-1)
6-7	1-0	W	H. Wake Forest	(12-1)
6-9	1-2	L	H. Wake Forest	(12-1)

43-44

1 Wake Forest Invitational, Greenville, SC

2 ACC Tournament, Cary, NC

3 NCAA Tournament, Final Four, Cary, NC

2009

(Overall Overall, 1-3-2 ACC)

Fourth in the ACC

NCAA Tournament, Final 16, Ranked 9th

2-29	4-0	W	A. South Carolina	(12-1)
2-29	2-1	W	H. Wake Forest	(12-1)
2-1	2-0	W	A. Wake Forest	(12-1)
2-3	2-0	W	H. Wake Forest	(12-1)
2-6	2-1	W	L. Wake Forest	(12-1)
2-12	2-0	W	H. Wake Forest	(12-1)
2-16	1-0	W	H. Wake Forest	(12-1)
2-19	2-0	W	H. Wake Forest	(12-1)
2-20	0-0	T	A. Wake Forest (CT)	(12-1)
2-20	0-1	L	A. Wake Forest	(12-1)
2-2	0-2	L	H. Wake Forest	(12-1)
2-2	2-2	W	A. Wake Forest	(12-1)
2-11	2-1	W	A. Wake Forest	(12-1)
2-12	2-1	W	H. Wake Forest	(12-1)
2-22	1-0	W	L. Duke	(12-1)
6-1	0-0	L	H. Wake Forest	(12-1)

NCAA Tournament

6-4	2-1	W	H. Wake Forest	(12-1)
6-5	0-0	L	H. Wake Forest	(12-1)

45-46

1 Wake Forest Invitational

2 ACC Tournament, Cary, NC

ALL-TIME RESULTS

2014

12-7-3 (5-2-1 ACC)
T-2nd in the ACC

ACC Tournament Champions

A. 29	1-0 W	H	Radford	
S. 2	1-2 L	A	South Carolina	(18-NR)
S. 5	1-2 L	A	San Diego State	(18-NR)
S. 7	1-2 L	N1	UC Irvine	(18-17)
S. 12	2-0 W	A	Boston College	
S. 14	2-1 W	A	Providence	
S. 17	6-0 W	H	Gardner-Webb	
S. 20	0-1 L	H	Syracuse	(NR-14)
S. 26	3-1 W	H	Wake Forest	
O. 3	2-3 L	A	North Carolina	(NR-9)
O. 7	0-1 L	H	Charlotte	(NR-7)
O. 11	2-0 W	A	Pittsburgh	
O. 17	2-1 W	H	Virginia	(NR-6)
O. 21	2-1 W	H	Coastal Carolina	(NR-21)
O. 24	0-0 T	A	Louisville	(NR-11)
O. 28	3-0 W	H	South Florida	(19-25)
O. 31	2-0 W	H	N.C. State	(19-NR)
N. 9	1-1 T	H2	Wake Forest	(14-18)
N. 14	1-1 T	N3	Notre Dame	(14-2)
N. 16	2-1 W	N3	Louisville	(19-14)
N. 24	2-1 W	H4	Coastal Carolina	(7-25)
N. 30	1-2 L	H4	North Carolina	(7-16)

1 - San Diego, Calif.
2 - ACC Tournament, Clemson, S.C.
3 - ACC Tournament, Cary, N.C.
4 - NCAA Tournament - Clemson, S.C.

2015

17-3-4 (6-1-1 ACC)
3rd in the ACC

A. 28	3-1 W	H	East Tennessee State	(8-NR)
A. 30	4-1 W	H	Mercer	(8-NR)
S. 4	3-0 W	H	South Carolina	(6-NR)
S. 7	1-1 T	H	Coastal Carolina	(6-11)
S. 12	0-1 L	A	Notre Dame	(5-2)
S. 15	3-0 W	A	Furman	(5-NR)
S. 18	2-1 W	H	Duke	(7-16)
S. 20	3-1 W	H	Brown	(7-21)
S. 26	1-1 T	A	Wake Forest	(5-16)
S. 29	4-0 W	A	Gardner-Webb	(5-NR)
O. 2	2-0 W	H	Virginia Tech	(5-NR)
O. 6	1-0 W	A	Charlotte	(5-NR)
O. 9	4-2 W	H	Louisville	(5-NR)
O. 17	1-0 W	A	Syracuse	(4-16)
O. 20	3-1 W	H	Georgia Southern	(4-NR)
O. 23	1-0 W	H	Boston College	(4-25)
O. 30	4-1 W	A	NC State	(3-NR)
N. 8	3-0 W	H1	Boston College	(2-16)
N. 11	0-2 L	H1	Syracuse	(2-8)
N. 22	5-2 W	H2	Elon	(2-RV)
N. 29	3-2 W	H2	Santa Barbara	(2-15)
D. 4	1-1 T	H2	Maryland	(2-10)
D. 11	0-0 T	N3	Syracuse	(2-6)
D. 13	0-4 L	N3	Stanford	(2-8)

1 - ACC Tournament - Clemson, SC
2 - NCAA Tournament - Clemson, SC
3 - NCAA Tournament - Kansas City, KS

2016

14-4-5 (4-1-3 ACC)
3rd in the ACC

A. 26	2-1 W	A	South Carolina	(3-24)
A. 28	2-1 W	H	Providence	(3-NR)
S. 2	1-0 W	H	Creighton	(2-8)
S. 9	0-1 L	H	North Carolina	(2-3)
S. 17	3-3 T	A	Virginia	(6-17)
S. 20	5-0 W	H	Gardner-Webb	(6-NR)
S. 23	2-1 W	A	Virginia Tech	(7-19)
S. 27	1-0 W	A	South Florida	(5-NR)
S. 30	1-0 W	H	Wake Forest	(5-11)
O. 4	0-0 T	A	Coastal Carolina	(5-NR)
O. 8	2-0 W	H	NC State	(5-NR)
O. 11	0-1 L	H	Charlotte	(3-14)
O. 14	0-0 T	A	Boston College	(3-NR)
O. 16	3-2 W	A	Brown	(3-NR)
O. 21	0-0 T	H	Syracuse	(8-6)
O. 25	1-0 W	H	Georgia Southern	(5-NR)
O. 28	1-0 W	A	Louisville	(5-7)
N. 6	1-1 T	H	Syracuse	(3-7)
N. 9	1-0 W	H	Boston College	(3-NR)
N. 13	1-3 L	N1	Wake Forest	(3-2)
N. 20	2-1 W	H2	South Carolina	(3-NR)
N. 27	3-1 W	H2	Albany	(3-NR)

D. 2 0-1 L H2 Denver (3-4)
1 - ACC Tournament - Charleston, S.C.
2 - NCAA Tournament - Clemson, S.C.

2017

12-6-1 (4-4 ACC)
5th in the ACC

A. 25	2-0 W	H	Cal State Fullerton	(5-NR)
A. 27	2-1 W	H	Radford	(5-NR)
S. 1	4-1 W	H	South Carolina	(5-NR)
S. 4	2-1 W	A	Georgia Southern	(5-NR)
S. 8	0-1 L	A	N.C. State	(3-NR)
S. 15	1-0 W	H	Boston College	(10-NR)
S. 19	3-0 W	H	UCLA	(8-NR)
S. 22	3-0 W	H	Pittsburgh	(8-NR)
S. 26	4-1 W	H	Charlotte	(6-NR)
S. 29	2-3 L	A	Wake Forest	(6-2)
O. 6	1-2 L	H	Notre Dame	(5-9)
O. 10	5-0 W	H	Gardner-Webb	(11-NR)
O. 13	4-1 W	A	Duke	(11-16)
O. 21	2-1 W	A	Syracuse	(7-NR)
O. 27	1-2 L	H	Louisville	(4-11)
N. 1	2-2 T	H	Syracuse	(9-NR)
N. 5	1-0 W	A1	Duke	(9-11)
N. 8	1-2 L	A2	Wake Forest	(5-1)
N. 19	1-3 L	H3	Coastal Carolina	(8-NR)

1 - ACC Tournament - Durham, N.C.
2 - ACC Tournament - Winston-Salem, N.C.
3 - NCAA Tournament - Clemson, S.C.

2018

7-9-1 (2-6 ACC)
12th in the ACC

A. 24	0-2 L	A	Creighton	(11-NR)
A. 26	1-0 W	A	Omaha	(11-NR)
A. 31	2-0 W	A	South Carolina	
S. 3	2-0 W	H	Villanova	
S. 7	2-3 L	A	Boston College	
S. 9	0-0 T	A	UMass	
S. 18	5-2 W	H	Furman	
S. 21	0-3 L	H	Wake Forest	(NR-1)
S. 28	0-2 L	A	North Carolina	(NR-3)
O. 2	3-1 W	H	Charleston	
O. 5	1-2 L	A	Pittsburgh	
O. 12	1-4 L	H	Virginia	(NR-14)
O. 16	0-1 L	H	Coastal Carolina	
O. 20	0-1 L	A	Louisville	(NR-10)
O. 23	3-2 W	H	Syracuse	(NR-20)
O. 27	3-0 W	H	NC State	
O. 31	0-2 L	A1	Notre Dame	(NR-18)

1 - ACC Tournament - Notre Dame, Ind.

2019

18-2-2 (6-1-1 ACC)

ACC Regular Season Champions
ACC Tournament Finalists

NCAA Tournament Quarterfinalists

A. 30	4-1 W	H	South Carolina	(RV-NR)
S. 02	8-0 W	H	Detroit Mercy	(RV-NR)
S. 06	2-1 W	H	UNC-Greensboro	(19-NR)
S. 09	7-0 W	H	USC Upstate	(19-NR)
S. 13	4-2 W	A	Notre Dame	(13-10)
S. 17	3-2 W	OT	H Fordham	(7-NR)
S. 20	3-1 W	H	Duke	(7-15)
S. 24	2-0 W	A	Furman	(4-NR)
S. 28	2-3 L	OT	A Wake Forest	(4-7)
O. 01	3-0 W	A	Coll. of Charleston	(6-NR)
O. 05	0-0 T	H	Virginia Tech	(6-22)
O. 11	4-0 W	H	Louisville	(11-RV)
O. 19	7-4 W	A	Syracuse	(8-NR)
O. 22	5-0 W	H	Radford	(3-NR)
O. 25	3-1 W	H	Boston College	(3-RV)
N. 01	3-0 W	A	NC State	(2-RV)
N. 10	3-0 W	H1	Notre Dame	(2-RV)
N. 13	1-0 W	H1	Pittsburgh	(1-25)
N. 17	1-3 L	N2	Virginia	(1-2)
N. 24	2-1 W	OT	H3 Charlotte	(3-15)
D. 01	2-1 W	OT	H3 Providence	(3-21)
D. 06	1-1 T	H3	Stanford	(3-7)

*Stanford advances after winning PK's, 5-4.

H1 - ACC Tournament - Clemson, S.C.
N2 - ACC Tournament - Cary, N.C.
H3 - NCAA Tournament - Clemson, S.C.

2020

8-2-1 (3-2-1 ACC)

3rd in ACC South Region
1st in ACC Atlantic Division

ACC Tournament Champions
No. 1 Seed in 2020 NCAA Tournament
NCAA Tournament Rd. of 16

O. 1	3-0 W	A	South Carolina	(3-NR)
O. 5	2-0 W	H	UAB	(3-NR)
O. 9	0-1 L	A	North Carolina	(3-NR)
O. 13	2-1 W	H	Wake Forest	(NR-1)
O. 16	2-1 W	2OT	H Duke	(NR-NR)
O. 23	1-0 W	A	NC State	(3-NR)
O. 27	3-3 T	H	North Carolina	(3-5)
O. 30	0-2 L	A	Wake Forest	(3-2)
N. 15	4-1 W	N1	Virginia Tech	(4-5)
N. 18	2-1 W	N2	Virginia	(2-NR)
N. 22	2-1 W	N3	Pittsburgh	(2-1)
M. 7	3-1 W	H	Syracuse	(1-NR)
M. 13	1-0 W	2OT	A Virginia Tech	(1-21)
M. 20	1-0 W	H	NC State	(1-NR)
M. 27	3-2 W	A	Boston College	(1-NR)
A. 2	0-0 T	H	Wake Forest	(1-4)
A. 9	1-2 L	A	Louisville	(3-NR)
A. 17	2-0 W	H	Pittsburgh	(4-1)
M. 2	2-1 W	N4	American	(1-NR)
M. 6	1-1 T	N5	Marshall	(1-10)

*Marshall advances after winning PK's, 7-6.

N1 - ACC Tournament - Durham, N.C.
N2 - ACC Tournament - Chapel Hill, N.C.
N3 - ACC Tournament - Cary, N.C.
N4 - NCAA Tournament - Winston-Salem, N.C.
N5 - NCAA Tournament - Cary, N.C.

2021

16-5-2 (5-3-0 ACC)

1st in ACC Atlantic Division
T3rd in the ACC

No. 8 Seed in NCAA Tournament
NCAA Tournament Champions

A. 26	2-1 W	H	St John's	(6-NR)
A. 29	5-0 W	H	USC Upstate	(6-NR)
A. 31	5-0 W	H	South Carolina	(4-NR)
S. 6	3-0 W	H	USF	(4-NR)
S. 10	2-0 W	A	NC State	(2-NR)
S. 14	4-0 W	H	Georgia Southern	(2-NR)
S. 17	5-2 W	H	Boston College	(2-NR)
S. 21	1-3 L	A	UNC Greensboro	(2-NR)
S. 25	0-2 L	H	Pittsburgh	(2-15)
O. 1	2-1 W	A	Wake Forest	(19-NR)
O. 5	2-0 W	A	Coastal Carolina	(21-NR)
O. 9	0-2 L	H	Notre Dame	(21-NR)
O. 15	3-2 W	OT	A Duke	(23-9)
O. 23	0-2 L	A	Syracuse	(6-NR)
O. 26	4-0 W	H	FIU	(15-17)
O. 29	5-1 W	H	Louisville	(15-NR)
N. 7	2-1 W	H1	North Carolina	(9-18)
N. 10	0-1 L	H1	Duke	(9-11)
N. 21	1-0 W	2OT	H2 Denver	(8-NR)
N. 28	2-1 W	H2	Kentucky	(8-9)
D. 4	1-1 T	A1	Oregon State	(8-1)

*Clemson advances after winning PK's, 4-3

D. 10 1-1 T N1 Notre Dame (8-4)

*Clemson advances after winning PK's, 5-3

D. 12 2-0 W N1 Washington (8-2)

1 - ACC Tournament - Notre Dame, Ind.
H1 - ACC Tournament - Clemson, S.C.
H2 - NCAA Tournament - Clemson, S.C.
A1 - NCAA Tournament - Corvallis, Ore.
N1 - NCAA Tournament - Cary, N.C.

2022

13-7-1 (3-4-1 ACC)

12th in the ACC

A. 26	3-2 W	H	Indiana	(1-13)
A. 29	2-0 W	H	USC Upstate	(1-NR)
S. 02	2-0 W	A	South Carolina	(1-NR)
S. 06	4-0 W	H	UNC Asheville	(1-NR)
S. 10	2-1 W	A	Boston College	(1-NR)
S. 13	2-0 W	A	UAB	(1-NR)
S. 16	1-2 L	H	Syracuse	(1-16)
S. 19	4-0 W	H	Presbyterian	(1-NR)
S. 24	1-6 L	H	Wake Forrest	(1-10)
O. 03	1-0 W	H	North Carolina	(17-NR)
O. 07	1-1 T	A	Pittsburgh	(23-NR)

ALL-TIME RESULTS

O. 11	1-2	L	H	UNC Greensboro	(18-NR)
O. 15	1-2	L	H	Virginia	(18-NR)
O. 21	0-1	L	A	Louisville	(NR-11)
O. 24	3-1	W	H	UMass	
O. 28	3-0	W	H	NC State	
N. 02	3-1	W	H1	Notre Dame	
N. 06	2-0	W	A1	Duke	
N. 09	2-0	W	A2	Wake Forest	(18-20)
N. 13	0-2	L	N1	Syracuse	(18-3)
N. 20	1-2	L	H2	UCLA	(6-NR)

H1 - ACC Tournament - Clemson, S.C.

H2 - NCAA Tournament - Clemson, S.C.

A1 - ACC Tournament - Durham, N.C.

A2 - ACC Tournament - Winston Salem, N.C.

N1 - NCAA Tournament - Cary, N.C.

2023

15-3-5 (4-2-2 ACC)

2nd in ACC Atlantic Division

ACC Tournament Champions

No. 9 Seed in NCAA Tournament

NCAA Tournament Champions

A. 24	1-2	L	H	UCF	(9-NR)
A. 28	1-1	T	H	UNCW	(9-NR)
S. 01	2-0	W	H	South Carolina	(NR-NR)
S. 05	6-0	W	H	Presbyterian	(NR-NR)
S. 09	2-3	L	A	Notre Dame	(NR-20)
S. 12	3-2	W	A	USF	(NR-NR)
S. 15	2-0	W	H	Duke	(NR-8)
S. 19	7-0	W	H	Gardner-Webb	(RV-NR)
S. 22	0-1	L	A	Wake Forest	(RV-14)
S. 29	2-1	W	H	Virginia Tech	(RV-NR)
O. 3	4-1	W	H	Winthrop	(RV-NR)
O. 6	4-0	W	H	Louisville	(RV-21)
O. 15	1-1	T	A	Syracuse	(21-10)
O. 20	6-0	W	H	Boston College	(15-NR)
O. 27	1-1	T	A	NC State	(10-NR)
N. 5	1-1	T	H1	Duke	(14-8)
N. 8	5-1	W	H1	Louisville	(14-20)
N. 12	1-1	T	N1	North Carolina	(14-7)
N. 19	3-0	W	H2	Charlotte	(14-RV)
N. 26	1-0	W	A2	New Hampshire	(14-10)
D. 2	2-0	W	H2	Stanford	(14-22)
D. 8	1-0	W	N2	West Virginia	(14-5)
D. 11	2-1	W	N2	Notre Dame	(14-4)

H1 - ACC Tournament - Clemson, S.C.

H2 - NCAA Tournament - Clemson, S.C.

N1 - ACC Tournament - Cary, N.C.

A2 - NCAA Tournament - Durham, N.H.

N2 - College Cup - Louisville, Ky.

AGAINST ALL COMPETITION

Team	First Mtg	Last Mtg	CU Record	Pct.	CU Goals	Opp Goals	Home	Away	Neut.
Adelphi	1990	2011	2-0-0	1.000	6	2	2-0	0-0	0-0
Air Force	2003	---	0-0-1	.500	3	3	0-0-1	0-0	0-0
Akron	1999	---	0-1-0	.000	1	3	0-1	0-0	0-0
Alabama A&M	1981	1984	2-2-0	.500	6	4	2-2	0-0	0-0
Ala.-Birmingham	2001	2022	3-2-0	.600	8	6	2-1	1-1	0-0
Ala.-Huntsville	1976	1977	2-0-0	1.000	9	0	2-0	0-0	0-0
Albany	2016	---	1-0-0	1.000	3	1	1-0	0-0	0-0
American	1978	2020	5-0-0	1.000	10	2	3-0	0-0	2-0
Appalachian St.	1970	2004	20-1-0	.952	91	17	17-1	3-0	0-0
Belmont	1998	---	1-0-0	1.000	6	0	1-0	0-0	0-0
Belmont Abbey	1968	1979	3-0-0	1.000	16	0	2-0	1-0	0-0
Berry College	1980	1991	4-0-0	1.000	13	2	4-0	0-0	0-0
Boston College	2005	2023	14-4-5	.717	37	16	11-0-2	3-3-3	0-1
Brown	1977	2016	5-1-0	.833	13	8	2-1	3-0	0-0
Butler	2002	---	1-0-0	1.000	3	0	0-0	0-0	1-0
California	1995	2001	1-1-1	.500	4	5	0-1	0-0-1	1-0
California-Irvine	2014	---	0-1-0	.000	1	2	0-0	0-0	0-1
Cal.-Poly S.L.O.	1998	2001	2-0-0	1.000	8	1	2-0	0-0	0-0
Cal.-Santa Barbara	2015	---	1-0-0	1.000	3	2	1-0	0-0	0-0
Cal State Fullerton	2000	2017	2-1-0	.667	8	3	2-0	0-1	0-0
Campbell	1994	1998	3-0-0	1.000	10	1	2-0	1-0	0-0
Catawba	1937	1990	3-0-1	.875	14	4	2-0	1-0-1	0-0
Central Conn.	1998	---	1-0-0	1.000	2	1	1-0	0-0	0-0
Central Florida	1995	2023	1-1-0	.500	4	2	1-1	0-0	0-0
Central Wesleyan	1976	---	1-0-0	1.000	7	0	1-0	0-0	0-0
Chapman College	1985	---	1-0-0	1.000	2	0	1-0	0-0	0-0
Charleston (S.C.)	1985	2019	8-0-1	.944	27	3	7-0-1	1-0	0-0
Charleston (W.Va.)	1994	---	1-0-0	1.000	4	0	1-0	0-0	0-0
Char. Southern	1990	2000	7-0-0	1.000	44	1	7-0	0-0	0-0
Charlotte	1980	2023	13-7-3	.630	42	24	10-3-3	3-4	0-0
Chicago Circle	1975	---	1-0-0	1.000	4	0	1-0	0-0	0-0
Citadel	1968	1995	5-0-1	.917	40	7	2-0-1	3-0-0	0-0
Cleveland State	1978	1981	2-1-1	.625	7	6	2-1-1	0-0	0-0
Coastal Carolina	1985	2021	10-4-2	.688	31	14	9-4-1	1-0-1	0-0
Columbia	1979	---	1-0-0	1.000	4	1	0-0	0-0	1-0
Connecticut	1978	2000	4-1-1	.750	13	4	2-1	2-0	0-0-1
Creighton	2005	2018	2-1-0	.667	2	2	2-0	0-1	0-0
Davidson	1935	2012	5-3-4	.583	22	19	3-2-1	1-1-3	1-0
Davis & Elkins	1976	1983	6-0-0	1.000	21	2	6-0	0-0	0-0
Denver	2016	2021	1-1-0	.500	1	1	1-1	0-0	0-0
Detroit Mercy	2019	---	1-0-0	1.000	8	0	1-0	0-0	0-0
Duke	1939	2023	31-27-6	.531	112	96	18-10-3	11-16-3	2-1
East Tenn. St.	2010	2015	1-1-1	.500	4	3	1-1	0-0-1	0-0
Eckerd	1983	---	1-0-0	1.000	6	0	1-0	0-0	0-0
Elon	1998	2015	3-3-2	.500	17	11	3-1-1	0-2-1	0-0
Emory	1967	1990	7-2-1	.750	43	13	4-0-1	3-2-0	0-0
Erskine	1967	1997	27-1-0	.964	109	20	25-1	2-0	0-0
Evansville	1987	1988	1-1-0	.500	2	2	0-1	1-0	0-0
Fairfield	2002	---	1-0-0	1.000	3	0	1-0	0-0-0	0-0
F. Dickinson	1985	---	1-0-0	1.000	4	1	1-0	0-0	0-0
Flagler	1976	---	1-0-0	1.000	18	0	1-0	0-0	0-0
Florida Atlantic	1997	---	1-0-0	1.000	2	1	1-0	0-0	0-0
Florida Inter.	1982	2021	5-1-1	.786	20	3	3-0-1	1-1	1-0
Florida Tech	1977	---	1-0-0	1.000	9	2	1-0	0-0	0-0
Fordham	2019	---	1-0-0	1.000	3	2	1-0	0-0	0-0
Francis Marion	1991	1993	2-0-0	1.000	12	0	2-0	0-0	0-0
Fresno State	1985	---	0-0-1	.500	2	2	0-0	0-0	0-0-1
Furman	1934	2019	42-12-3	.763	197	52	27-3-2	15-8-1	0-1
Gardner-Webb	2001	2023	16-1-0	.941	68	5	15-1	1-0	0-0
George Mason	1986	1987	1-0-1	.750	2	0	1-0	0-0-1	0-0
G. Washington	1977	---	1-0-0	1.000	4	0	1-0	0-0	0-0
Georgia Southern	1992	2021	9-1-2	.833	37	7	8-1-2	1-0	0-0
Georgia State	1968	2008	20-1-0	.952	84	16	18-1	1-0	1-0
Gonzaga	2002	---	1-0-0	1.000	2	0	1-0	0-0	0-0
Hartford	2000	---	1-0-0	1.000	4	0	1-0	0-0	0-0
Hartwick	1976	1982	1-1-0	.500	7	4	0-0	0-0	1-1
Harvard	1994	---	1-0-0	1.000	3	0	1-0	0-0	0-0
Hofstra	2004	---	0-1-0	.000	0	3	0-1	0-0	0-0
Howard	1972	1976	2-5-0	.286	7	13	2-2	0-3	0-0
Indiana	1984	2021	5-6-1	.458	19	25	2-1	2-4-1	1-1
Jacksonville	1968	2005	10-0-1	.955	59	5	6-0-1	4-0	0-0
James Madison	1973	1977	6-0-0	1.000	30	4	5-0	1-0	0-0
Kentucky	2001	2021	2-0-0	1.000	3	1	2-0	0-0	0-0
Lafayette	1998	---	1-0-0	1.000	5	0	1-0	0-0	0-0
Lander	1989	---	1-0-0	1.000	5	2	1-0	0-0	0-0
Lenoir-Rhyne	1991	1993	3-0-0	1.000	17	1	3-0	0-0	0-0
Lipscomb	2004	---	1-0-0	1.000	5	0	1-0	0-0	0-0
Longwood	2005	2009	3-0-0	1.000	8	2	2-0	1-0	0-0
Louisville	2014	2023	6-4-1	.591	27	10	5-1	1-3-1	1-0

AGAINST ALL COMPETITION

Team	First Mtg	Last Mtg	CU Record	Pct.	CU Goals	Opp Goals	Home	Away	Neut.
Loyola (Ill.)	1995	1999	2-0-0	1.000	5	0	2-0	0-0	0-0
Loyola (Md.)	1994	---	0-1-0	.000	0	1	0-1	0-0	0-0
Marshall	2020	---	0-0-1	.500	1	1	0-0	0-0	0-0-1
Maryland	1967	2015	31-23-3	.570	108	85	18-7-2	12-10-1	1-6
Maryville	1991	---	1-0-0	1.000	11	0	1-0	0-0	0-0
Massachusetts	2018	2022	1-0-1	.750	3	1	1-0	0-0-1	0-0
Memphis	2006	---	1-0-0	1.000	2	0	0-0	1-0	0-0
Mercer	1984	2015	10-0-0	1.000	45	3	10-0	0-0	0-0
Navy	1974	---	1-0-0	1.000	3	2	1-0	0-0	0-0
New Hampshire	1998	2023	2-0-0	1.000	4	0	1-0	1-0	0-0
New Mexico	2005	---	0-1-0	.000	1	2	0-0	0-0	0-1
North Carolina	1967	2023	31-28-8	.522	136	102	17-10-5	12-15-2	2-3-1
UNC-Asheville	1987	2022	8-1-0	.888	46	5	8-0	0-1	0-0
UNC-Greensboro	1982	2022	8-4-0	.666	22	13	7-2	1-2-0	0-0
UNC-Wilmington	2023	---	0-0-1	.500	1	1	0-0-1	0-0	0-0
NC State	1967	2023	43-15-8	.712	173	76	22-7-1	20-7-6	1-1-1
North Georgia	1989	---	1-0-0	1.000	13	0	1-0	0-0	0-0
North Greenville	2009	---	1-0-0	1.000	6	0	1-0	0-0	0-0
Notre Dame	2001	2023	6-7-2	.467	24	20	3-3	1-3	2-1-2
Oglethorpe	1967	1967	2-0-0	1.000	11	1	2-0	0-0	0-0
Ohio State	1999	---	1-0-0	1.000	2	1	0-0	1-0	0-0
Old Dominion	1980	2005	1-0-2	.667	5	1	1-0-1	0-0-1	0-0
Omaha	2018	---	1-0-0	1.000	1	0	0-0	1-0	0-0
Oral Roberts	2006	---	1-0-0	1.000	2	0	0-0	0-0	1-0
Oregon State	2021	---	0-0-1	.500	1	1	0-0	0-0-1	0-0
Pennsylvania	1973	---	1-0-0	1.000	1	0	1-0	0-0	0-0
Penn State	1999	---	0-1-0	.000	2	3	0-0	0-0	0-1
Pfeiffer	1978	1984	5-0-0	1.000	25	2	5-0	0-0	0-0
Phila. Textile	1976	1978	2-0-0	1.000	9	4	0-0	1-0	1-0
Pittsburgh	2013	2023	6-2-1	.722	14	6	4-1	1-1-1	1-0
Portland	1996	1997	2-0-0	1.000	6	0	1-0	1-0	0-0
Presbyterian	1987	2023	5-0-0	1.000	25	0	5-0	0-0	0-0
Princeton	1993	---	1-0-0	1.000	4	1	1-0	0-0	0-0
Providence	2014	2019	3-0-0	1.000	6	3	2-0	1-0	0-0
Quincy	1978	---	1-0-0	1.000	3	1	1-0	0-0	0-0
Radford	1993	2019	4-0-1	.900	17	2	4-0-1	0-0	0-0
Richmond	2003	---	1-0-0	1.000	1	0	0-0	0-0	1-0
Rollins	1972	---	1-0-0	1.000	7	0	0-0	1-0	0-0
Rutgers	1987	---	1-0-0	1.000	3	2	0-0	1-0	0-0
St. Francis (N.Y.)	1978	---	1-0-0	1.000	4	0	0-0	1-0	0-0
St. Johns	2021	---	1-0-0	1.000	2	1	1-0	0-0	0-0
St. Louis	1974	2010	5-4-1	.550	17	13	4-0	1-2-1	0-2
St. Mary's	1991	---	1-0-0	1.000	4	1	0-0	0-0	1-0
San Diego State	1987	2014	1-2-0	.333	3	3	1-1	0-1	0-0
San Francisco	1976	1978	0-2-0	.000	1	3	0-0	0-0	0-2
Santa Clara	1990	1999	2-2-0	.500	6	7	1-1	1-1	0-0
Sewanee	1970	---	1-0-0	1.000	5	1	0-0	0-0	1-0
South Alabama	1992	---	1-0-0	1.000	2	1	1-0	0-0	0-0
South Carolina	1978	2023	34-17-1	.663	98	55	21-8	13-9-1	0-0
South Florida	1972	2023	13-1-2	.875	32	10	8-0	2-2-2	2-0
S. Connecticut	1985	1986	2-0-0	1.000	6	1	2-0	0-0	0-0
SIU-Edwardsville	1975	1983	4-1-0	.800	12	8	1-0	3-0	0-1
SMU	1989	1995	1-1-0	.500	3	4	1-0	0-1	0-0
Stanford	2002	2023	1-2-1	.375	3	7	1-0-1	0-1	0-1
Stetson	1990	2008	3-2-0	.600	14	5	3-2	0-0	0-0
Syracuse	2013	2023	5-6-5	.468	21	20	2-3-3	3-2-1	0-1-1
Tampa	1984	---	1-0-0	1.000	3	1	1-0	0-0	0-0
UCLA	1973	2022	2-6-0	.250	11	15	1-2	1-2	0-2
Upstate	1981	2022	14-0-1	.967	51	7	1-0-1	0-0	0-0
Vanderbilt	1984	1994	2-0-0	1.000	16	0	2-0	0-0	0-0
Villanova	2018	---	1-0-0	1.000	2	0	1-0	0-0	0-0
Virginia	1968	2022	25-30-6	.459	95	85	12-14-2	11-11-3	2-5-1
Va. Comm.	2001	2007	2-1-0	.666	3	2	1-0	0-1	1-0
Virginia Tech	2003	2023	10-3-5	.694	32	22	5-1-2	3-2-3	2-0
Wake Forest	1980	2023	21-26-8	.454	75	86	11-9-3	10-13-5	0-4
Warren Wilson	1967	1971	3-1-0	.750	10	4	1-1	1-0	1-0
Washington	1996	2021	1-1-0	.500	3	4	0-0	0-0	1-1
West Virginia	1972	2023	3-0-0	1.000	6	3	2-0	0-0	1-0
Western Carolina	1969	1983	7-0-0	1.000	49	8	5-0	2-0	0-0
Western Illinois	2002	---	1-0-0	1.000	3	2	1-0	0-0	0-0
William & Mary	1991	2005	3-0-0	1.000	7	3	2-0	0-0	1-0
Winthrop	1983	2023	9-0-1	.950	34	4	7-0-1	2-0	0-0
Wisconsin-GB	1993	---	0-1-0	.000	2	3	0-1	0-0	0-0
Wofford	1985	2011	10-0-1	.955	53	4	6-0-1	4-0	0-0
Wright State	1986	---	1-0-0	1.000	5	1	1-0	0-0	0-0
Yale	1989	2004	3-0-0	1.000	7	4	2-0	0-0	1-0
TOTALS			744-293-103	.698	2964	1303	522-118-47	184-137-47	38-38-9

SERIES SCORES

OPPONENT					BELMONT (1-0)					CAL-STATE FULLERTON (2-1)				
Date	Score	W/L	Site	(Rank _{CU-OPP})	Date	Score	W/L	Site	(Rank _{CU-OPP})	Date	Score	W/L	Site	(Rank _{CU-OPP})
ADELPHI (2-0)					BELMONT ABBEY (3-0)					CAMPBELL (3-0)				
10-5-90	4-1	W	H	(7-16)	9-9-98	6-0	W	H		10-1-00	5-1	W	H	(11-20)
10-21-11	2-1	W	H		11-12-68	1-0	W	A		8-31-01	1-2	L	A	(8-NR)
Totals	6-2				9-24-78	1-0	W	H	(4-NR)	8-25-17	2-0	W	H	(5-NR)
					9-9-79	14-0	W	H	(3-NR)	Totals	8-3			
					Totals	16-0								
AIR FORCE (0-0-1)					BERRY COLLEGE (4-0)					CATAWBA (3-0-1)				
9-26-03	3-3	T	H	OT	10-8-80	4-2	W	H	OT	1937	5-2	W	H	
					10-7-87	1-0	W	H		1937	1-0	W	A	
					10-19-88	3-0	W	H		1938	2-2	T	A	
					10-1-91	5-0	W	H		9-12-90	6-0	W	H	
					Totals	13-2				Totals	14-4			
AKRON (0-1)					BOSTON COLLEGE (14-4-5)					CENTRAL CONNECTICUT (1-0)				
10-3-99	1-3	L	H		10-28-05	2-0	W	H		9-23-98	2-1	W	H	(9-NR)
					10-21-06	1-1	T	A	OT (11-NR)					
					11-4-07	1-0	W	H	(NR-7)					
					10-31-08	0-2	L	A						
					11-12-08	0-1	L	N	OT					
					10-09-09	0-2	L	A						
					10-08-10	1-1	T	H	OT					
					10-14-11	2-0	W	H	(NR-14)					
					10-13-12	0-0	T	A	OT					
					11-6-12	0-0	T	H	OT					
					10-25-13	3-2	W	H	(14-NR)					
					9-12-14	2-0	W	A						
					10-23-15	1-0	W	H	(4-NR)					
					11-8-15	3-0	W	H	(2-NR)					
					10-14-16	0-0	T	A	2OT (3-NR)					
					11-9-16	1-0	W	H	(3-25)					
					9-15-17	1-0	W	H	(10-NR)					
					9-7-18	2-3	L	A						
					10-25-19	3-1	W	H	(3-NR)					
					3-27-21	3-2	W	A	(1-NR)					
					9-17-21	3-0	W	H	(2-NR)					
					9-10-22	2-1	W	A	(1-NR)					
					10-20-23	6-0	W	H	(15-NR)					
					Totals	37-16								
ALABAMA A&M (2-2)					BROWN (5-1)					CHARLESTON (SC) (8-0-1)				
11-22-81	1-2	L	H	OT (2-NR)	11-26-77	1-2	L	H	(1-12)	9-1-85	7-0	W	H	(1-NR)
11-17-82	2-0	W	H	(7-NR)	9-15-78	3-2	W	A	(5-8)	8-31-86	4-1	W	H	(6-NR)
11-16-83	0-1	L	H	(10-6)	9-29-00	2-1	W	H	(11-NR)	9-9-87	2-0	W	H	OT (20-NR)
11-25-84	3-1	W	H	(9-1)	9-10-04	1-0	W	A		9-14-88	1-1	T	H	OT (3-NR)
Totals	6-4				9-20-15	3-1	W	H	(7-21)	10-11-89	2-0	W	H	OT
					10-16-16	3-2	W	A	(3-NR)	10-24-90	3-0	W	H	(2-NR)
					Totals	13-8				11-18-95	2-0	W	H	(6-NR)
ALABAMA-BIRMINGHAM (3-2)					BUTLER (1-0)					CHARLESTON (WV) (1-0)				
12-2-01	3-2	W	H	OT (6-23)	8-30-02	3-0	W	N	(9-NR)	10-5-94	4-0	W	H	
8-27-11	1-2	L	A											
9-10-12	0-2	L	H	(NR-25)										
10-5-20	2-0	W	H	(3-NR)										
9-12-22	2-0	W	A	(1-NR)										
Totals	8-6													
ALABAMA-HUNTSVILLE (2-0)					CALIFORNIA (1-1-1)					CHARLESTON SOUTHERN (7-0)				
9-19-76	5-0	W	H	(2-NR)	10-1-95	1-1	T	A	OT (10-NR)	9-5-90	9-0	W	H	
9-18-77	4-0	W	H	(5-NR)	10-6-96	1-3	L	H	(24-17)	9-7-92	4-0	W	H	(8-NR)
Totals	9-0				9-2-01	2-1	W	N	(8-NR)	9-6-93	11-0	W	H	(6-NR)
					Totals	4-5				9-13-95	5-0	W	H	(10-NR)
										10-7-98	6-0	W	H	(7-NR)
										9-22-99	3-0	W	H	
										9-20-00	6-1	W	H	(16-NR)
										Totals	44-1			
ALBANY (1-0)					CALIFORNIA-IRVINE (0-1)					CHARLOTTE (13-7-3)				
11-27-16	3-1	W	H	(3-21)	9-7-14	1-2	L	N		9-24-80	1-0	W	H	(1-NR)
										10-17-90	2-0	W	H	(2-NR)
										9-1-91	0-0	T	H	OT (7-NR)
										10-21-92	2-1	W	H	OT (NR-6)
										9-8-93	2-3	L	A	(6-10)
										10-30-94	3-1	W	H	(NR-8)
										10-8-95	2-1	W	H	OT (8-T25)
AMERICAN (5-0)					CAL-POLY S.L.O. (2-0)									
11-10-78	4-0	W	H	(3-NR)	10-2-98	7-1	W	H	(8-NR)					
12-2-79	1-0	W	H	(5-15)	9-28-01	1-0	W	H						
10-26-85	1-0	W	H	(1-14)	Totals	8-1								
9-19-86	2-1	W	N	(4-NR)										
5-2-21	2-1	W	N	(1-NR)										
Totals	10-2													
APPALACHIAN STATE (20-1)					CAL-SANTA BARBARA (1-0)									
10-19-70	6-1	W	A		11-29-15	3-2	W	H	(2-22)					
9-29-71	6-1	W	H											
9-25-72	6-0	W	A											
10-21-73	10-1	W	H	(5-NR)										
10-15-76	1-0	W	H	(1-NR)										
9-25-77	2-0	W	H	(5-NR)										
11-20-77	3-1	W	H	(1-14)										
11-19-78	2-1	W	H	OT (3-18)										
10-3-80	2-3	L	H	(17-10)										
9-6-81	2-1	W	A											
9-5-82	8-2	W	H	(2-NR)										
10-30-83	3-0	W	H	(2-NR)										
9-19-84	6-0	W	H	(16-NR)										
9-22-93	9-3	W	H	(6-NR)										
9-27-94	3-1	W	H											
9-25-96	6-0	W	H	(20-NR)										
9-15-99	4-0	W	H											
9-13-00	4-0	W	H	(10-NR)										
10-23-02	3-2	W	H	(6-NR)										
10-22-03	1-0	W	H											
10-13-04	4-0	W	H											
Totals	91-17													

SERIES SCORES

10-13-96	1-2	L	A	(NR-6)
9-24-97	2-2	T	H	OT (NR-25)
11-23-97	5-0	W	H	(NR-24)
10-21-98	2-0	W	A	(4-NR)
10-24-99	2-1	W	H	
11-5-00	4-0	W	A	(6-NR)
9-9-09	1-1	T	H	OT
9-28-10	1-2	L	A	OT
9-20-11	1-3	L	H	(NR-14)
10-22-13	1-3	L	A	(14-NR)
10-7-14	0-1	L	H	
10-6-15	1-0	W	A	(5-NR)
10-11-16	0-1	L	H	(3-14)
9-26-17	4-1	W	H	(6-NR)
11-24-19	2-1	W	H	(2-)
11-19-23	3-0	W	H	(14-RV)
Totals	42-24			

CHICAGO CIRCLE (1-0)

10-10-75	4-0	W	H	(1-NR)
----------	-----	---	---	--------

CITADEL (5-0-1)

10-26-68	7-4	W	A	
10-18-69	2-2	T	H	OT
10-3-70	10-1	W	A	
9-17-72	6-0	W	H	
10-7-73	8-0	W	A	(5-NR)
9-20-95	7-0	W	H	(T25-NR)
Totals	40-7			

CLEVELAND STATE (2-1-1)

10-8-78	3-2	W	H	(4-NR)
10-7-79	1-2	L	H	(3-12)
10-5-80	1-1	T	H	OT (17-19)
10-18-81	2-1	W	H	(4-18)
Totals	7-6			

COASTAL CAROLINA (10-4-2)

11-6-85	7-0	W	H	(3-NR)
10-14-87	2-1	W	H	(10-NR)
9-28-88	3-0	W	H	(4-NR)
9-13-89	2-1	W	H	
9-26-90	4-0	W	H	(4-NR)
11-27-02	1-1	W*	H	PK (13-25)
9-28-03	1-2	L	H	OT (NR-17)
11-18-05	2-0	W	H	(15-NR)
10-31-07	1-2	L	H	
10-21-14	2-1	W	H	OT
11-24-14	2-1	W	H	
9-7-15	1-1	T	H	OT (6-11)
10-4-16	0-0	T	A	2OT (5-NR)
11-19-17	1-3	L	H	(8-NR)
10-16-18	0-1	L	H	
10-5-21	2-0	W	A	(21-NR)
Totals	29-14			

* - All matches decided by PK's in 2002 were awarded a winner and a loser. No ties were awarded.

COLUMBIA (1-0)

12-8-79	4-1	W	N	(3-5)
---------	-----	---	---	-------

CONNECTICUT (4-1-1)

9-17-78	2-0	W	A	(5-NR)
9-16-79	2-1	W	H	OT (3-5)
10-2-83	3-1	W	A	(2-13)
9-1-84	5-0	W	H	(11-4)
9-7-85	0-0	T	N	OT (1-16)
11-26-00	1-2	L	H	OT (8-5)
Totals	13-4			

CREIGHTON (2-1)

12-2-05	1-0	W	H	(15-11)
9-2-16	1-0	W	H	(2-8)
9-24-18	0-2	L	A	(11-NR)
Totals	2-2			

DAVIDSON (5-3-4)

12-14-35	1-4	L	A	
12-8-36	2-2	T	H	
12-2-37	1-0	W	H	
12-3-37	3-3	T	A	
11-22-39	1-4	L	H	
12-4-39	1-0	W	N	
10-16-84	3-0	W	H	(19-NR)
9-1-99	0-2	L	H	(4-NR)
10-18-00	3-2	W	A	(11-NR)
10-21-01	6-1	W	H	(15-NR)
10-30-02	1-1	T	A	OT (8-NR)
8-27-12	0-0	T	A	OT
Totals	22-19			

DAVIS & ELKINS (6-0)

9-26-76	3-0	W	H	(3-NR)
10-9-77	1-0	W	H	(2-16)
10-5-79	7-1	W	H	(3-NR)
10-23-81	4-0	W	H	(4-NR)
10-15-82	3-1	W	H	(5-NR)
10-14-83	3-0	W	H	(2-NR)
Totals	21-2			

DENVER (1-1)

12-02-16	0-1	L	H	(3-4)
11-21-21	1-0	W	H	2OT (8-NR)
Totals	1-1			

DETROIT MERCY (1-0)

9-2-19	8-0	W	H	(RV-NR)
--------	-----	---	---	---------

DUKE (31-27-6)

12-1-39	0-3	L	A	
12-9-39	1-0	W	H	
10-17-67	2-5	L	H	
10-9-68	2-3	L	A	
10-24-69	0-3	L	H	
10-27-70	1-5	L	A	
10-26-71	0-2	L	H	
11-3-72	1-0	W	A	(13-NR)
10-31-73	2-0	W	H	(6-NR)
10-29-74	4-0	W	A	(6-NR)
10-26-75	8-0	W	H	(2-NR)
10-8-76	6-1	W	A	(1-NR)
10-14-77	6-2	W	H	(2-NR)
9-29-78	1-0	W	A	(4-NR)
9-23-79	3-0	W	H	(3-NR)
9-28-80	1-3	L	A	(1-16)
9-27-81	2-1	W	H	OT (3-7)
9-26-82	0-1	L	A	(1-7)
11-20-82	1-2	L	A	PK (7-1)
9-25-83	0-0	T	H	OT (3-1)
9-23-84	0-2	L	A	(16-7)
9-22-85	2-0	W	H	(1-12)
9-28-86	2-5	L	A	(5-17)
9-27-87	0-2	L	H	(NR-14)
9-25-88	4-0	W	A	(16-3)
10-15-89	3-1	W	H	
9-23-90	3-0	W	A	(6-NR)
9-22-91	2-1	W	H	(NR-3)
9-20-92	1-1	T	A	OT (6-3)

11-5-92	3-2	W	N	OT (NR-8)
9-19-93	3-1	W	H	(11-4)
9-18-94	1-2	L	A	(2-NR)
9-16-95	1-3	L	H	(10-2)
9-21-96	1-2	L	A	(18-1)
11-14-96	1-3	L	N	
9-21-97	1-5	L	H	(NR-5)
11-15-98	1-0	W	N	(1-4)
9-20-98	0-2	L	A	(3-5)
9-18-99	0-0	T	H	OT (NR-10)
9-17-00	2-3	L	A	(10-8)
11-7-01	4-0	W	H	(13-NR)
9-14-02	1-2	L	A	OT (2-NR)
9-14-03	2-1	W	H	(24-15)
9-18-04	0-1	L	A	
11-5-05	3-1	W	A	(NR-8)
10-28-06	1-0	W	H	(10-5)
9-28-07	2-4	L	H	(NR-7)
9-26-08	0-0	T	A	OT
10-23-09	1-2	L	A	(NR-19)
10-22-10	2-1	W	H	OT (NR-18)
9-16-11	2-5	L	H	
11-8-11	0-0	T	A	PK (NR-24)
9-14-12	0-2	L	A	
11-8-13	0-1	L	H	
9-18-15	2-1	W	H	(7-16)
10-13-17	4-1	W	A	(11-16)
11-5-17	1-0	W	A	(9-11)
9-20-19	3-1	W	H	(7-15)
10-16-20	2-1	W	H	2OT (NR-NR)
10-15-21	3-2	W	A	OT (23-9)
11-10-21	0-1	L	H	(9-11)
11-06-22	2-0	W	A	
9-15-23	2-0	W	H	(NR-8)
11-5-23	1-1	T	H	PK (14-8)
Totals	112-96			

EAST TENNESSEE STATE (1-1-1)

9-6-10	0-1	L	H	OT
10-24-11	1-1	T	A	OT
8-28-15	3-1	W	H	(8-NR)
Totals	4-3			

ECKERD (1-0)

9-11-83	6-0	W	H	(8-NR)
---------	-----	---	---	--------

ELON (3-3-2)

10-28-98	7-1	W	H	(2-NR)
10-29-03	3-2	W	H	
9-25-07	1-1	T	H	OT
9-16-09	0-2	L	A	
10-12-10	0-1	L	H	
10-11-11	0-1	L	A	
11-21-13	1-1	T	A	PK (NR-24)
11-22-15	5-2	W	H	(2-NR)
Totals	17-11			

EMORY (7-2-1)

11-14-67	0-3	L	A	
9-28-68	8-1	W	H	
10-11-69	2-3	L	A	
10-10-70	6-2	W	A	
11-14-70	3-3	T	H	OT
10-16-71	4-0	W	A	
10-7-72	3-1	W	A	
9-21-73	9-0	W	H	(T8-NR)
11-11-81	3-0	W	H	(2-NR)
8-29-90	5-0	W	H	
Totals	43-13			

SERIES SCORES

<u>ERSKINE (27-1)</u>				
10-10-67	9-1	W	H	
11-5-68	3-1	W	A	
11-4-69	0-5	L	H	
10-19-71	3-1	W	A	
10-12-73	2-0	W	H	(7-NR)
10-21-74	1-0	W	H	(6-NR)
9-25-75	4-1	W	H	(1-NR)
11-2-76	2-0	W	H	(1-NR)
9-30-77	1-0	W	H	OT (4-NR)
10-31-78	4-1	W	H	(3-NR)
10-24-79	6-1	W	H	(6-NR)
10-30-80	2-0	W	H	
10-29-81	4-0	W	H	(4-NR)
9-29-82	3-0	W	H	(6-NR)
10-5-83	3-0	W	H	(2-NR)
9-26-84	5-2	W	H	OT
9-25-85	3-2	W	H	(1-NR)
9-24-86	4-1	W	H	(5-NR)
10-21-87	5-0	W	H	10-NR)
10-26-88	3-1	W	H	
10-25-89	2-0	W	H	(20-NR)
10-30-91	2-0	W	H	
10-7-92	7-1	W	H	(4-NR)
11-2-93	3-1	W	H	(4-NR)
10-12-94	6-0	W	H	
10-11-95	4-1	W	H	(7-NR)
10-16-96	7-0	W	H	
9-17-97	11-0	W	H	
Totals	109-20			

<u>EVANSVILLE (1-1)</u>				
11-15-87	2-1	W	A	(NR-14)
10-16-88	0-1	L	H	OT (NR-10)
Totals	2-2			

<u>FAIRFIELD (1-0)</u>				
9-29-02	3-0	W	H	(11-NR)

<u>FAIR. DICKINSON (1-0)</u>				
10-27-85	4-1	W	H	(1-NR)

<u>FLAGLER (1-0)</u>				
10-31-76	18-0	W	H	(1-NR)

<u>FLORIDA ATLANTIC (1-0)</u>				
10-3-97	2-1	W	H	

<u>FLORIDA INTERNATIONAL (5-1-1)</u>				
10-6-82	5-0	W	H	(6-NR)
10-21-84	3-0	W	H	(19-9)
11-10-85	0-2	L	A	(3-NR)
10-4-96	0-0	T	H	OT (24-20)
9-4-98	1-0	W	A	(12-17)
9-7-01	7-1	W	N	
10-26-21	4-0	W	H	(15-17)
Totals	20-3			

<u>FLORIDA TECH (1-0)</u>				
9-11-77	9-2	W	H	(5-NR)

<u>FORDHAM (1-0)</u>				
9-17-19	3-2	W	H	OT (7-NR)

<u>FRANCIS MARION (2-0)</u>				
9-11-91	4-0	W	H	
9-28-93	8-0	W	H	(5-NR)
Totals	12-0			

<u>FRESNO STATE (0-0-1)</u>				
11-9-85	2-2	T	NOT	(3T-14)

<u>FURMAN (42-12-3)</u>				
2-14-34	0-1	L	A	
2-16-34	2-2	T	H	
2-22-34	0-1	L	A	
1-12-35	2-0	W	H	
12-6-35	3-1	W	H	
12-10-35	4-2	W	A	
12-13-35	1-2	L	N	
10-6-67	4-0	W	A	
11-20-67	4-1	W	H	
11-14-68	5-0	W	H	
10-29-69	5-0	W	H	
11-10-70	10-0	W	A	
11-10-71	12-1	W	H	
10-25-72	4-0	W	A	(14-NR)
10-3-73	16-0	W	H	(5-NR)
9-26-74	4-0	W	H	(3-NR)
10-30-75	7-0	W	H	(2-NR)
9-29-76	13-0	W	A	(3-NR)
10-27-77	7-0	W	H	(2-NR)
10-12-78	3-1	W	A	(2-NR)
10-17-79	9-0	W	H	(7-NR)
11-5-80	2-1	W	A	
11-4-81	1-0	W	H	(3-NR)
11-10-82	3-0	W	A	(4-NR)
9-21-83	7-0	W	H	(3-NR)
10-24-84	3-0	W	A	(18-NR)
10-2-85	3-1	W	H	(1-NR)
10-1-86	1-3	L	A	(16-NR)
9-23-87	3-1	W	H	
9-21-88	0-0	T	H	OT (16-NR)
9-20-89	2-0	W	A	
9-19-90	3-0	W	H	(6-NR)
9-18-91	1-0	W	H	
10-14-92	0-1	L	A	(15-NR)
10-13-93	2-1	W	H	(T4-19)
10-16-94	6-0	W	H	
10-22-95	1-2	L	A	(7-NR)
10-23-96	3-2	W	H	(NR-11)
10-25-98	2-0	W	H	(4-NR)
10-27-99	2-3	L	A	OT (NR-7)
10-25-00	2-0	W	H	(8-11)
11-19-00	3-2	W	H	(8-12)
10-17-01	3-2	W	A	OT (15-22)
11-9-03	3-2	W	H	
11-3-04	2-2	T	A	OT
11-2-05	2-1	W	H	
10-8-06	3-2	W	A	(4-NR)
10-17-07	2-1	W	H	(NR-14)
10-21-08	1-2	L	A	OT
10-20-09	0-1	L	H	
10-22-10	1-0	W	A	OT
10-18-11	2-3	L	H	
10-9-12	2-3	L	A	OT
10-15-13	1-2	L	H	(9-22)
9-15-15	3-0	W	A	(5-NR)
9-18-18	5-2	W	H	
9-24-19	2-0	W	A	(4-NR)
Totals	197-52			

<u>GARDNER-WEBB (16-1)</u>				
10-24-01	6-0	W	H	(9-NR)
9-19-02	7-0	W	H	(14-NR)
9-28-04	4-0	W	H	
9-20-05	2-1	W	H	(17-NR)

11-16-06	3-1	W	H	(10-NR)
9-2-07	3-1	W	H	
11-4-08	1-0	W	H	
9-1-09	0-1	L	H	
10-5-10	5-0	W	H	
9-27-11	2-1	W	H	OT
10-16-12	5-0	W	H	
9-8-13	3-0	W	H	
9-17-14	6-0	W	H	
9-29-15	4-0	W	A	(5-NR)
9-20-16	5-0	W	H	(7-NR)
10-10-17	5-0	W	H	(11-NR)
9-19-23	7-0	W	H	(RV-NR)
Totals	68-5			

<u>GEORGE MASON (1-0-1)</u>				
9-21-86	0-0	T	A	OT (4-NR)
10-2-87	2-0	W	H	
Totals	2-0			

<u>GEORGE WASHINGTON (1-0)</u>				
11-13-77	4-0	W	H	(1-NR)

<u>GEORGIA SOUTHERN (9-1-2)</u>				
9-9-92	5-0	W	H	(6-NR)
10-6-93	3-0	W	H	(5-NR)
9-18-96	4-1	W	H	(18-NR)
10-8-97	0-0	T	H	OT (NR-25)
10-2-07	6-1	W	H	(12-NR)
9-5-08	1-2	L	H	
9-29-09	6-0	W	H	
10-19-10	1-1	T	H	OT
10-20-15	3-1	W	H	(4-NR)
10-25-16	1-0	W	H	(5-NR)
9-4-17	2-1	W	A	OT (5-NR)
9-14-21	5-0	W	H	(2-NR)
Totals	37-7			

<u>GEORGIA STATE (20-1)</u>				
11-16-68	2-0	W	H	
10-31-69	4-1	W	H	
9-25-70	7-1	W	H	
10-6-72	2-1	W	N	
10-26-73	5-0	W	H	
9-10-78	4-0	W	H	(5-NR)
10-2-79	5-1	W	H	(3-NR)
9-17-80	5-0	W	H	(1-NR)
9-1-81	4-1	W	A	
9-16-87	3-2	W	H	
10-5-88	2-0	W	H	(13-NR)
9-27-89	3-1	W	H	
10-2-90	5-1	W	H	(7-NR)
9-25-91	3-0	W	H	
10-28-92	3-0	W	H	(25-NR)
10-20-93	6-0	W	H	(4-NR)
10-15-97	6-1	W	H	
10-11-00	3-1	W	H	(9-NR)
9-5-01	1-2	L	H	
8-29-06	8-1	W	H	(6-NR)
9-1-08	3-2	W	H	
Totals	84-16			

<u>GONZAGA (1-0)</u>				
9-27-02	2-0	W	H	(11-NR)

<u>HARTFORD (1-0)</u>				
9-3-00	4-0	W	H	(5-NR)

<u>HARTWICK (1-1)</u>				
-----------------------	--	--	--	--

SERIES SCORES

12-5-76 3-4 L N (1-3)
 9-17-82 4-0 W N (2-10)
Totals 7-4

HARVARD (1-0)

9-30-94 3-0 W H

HOFSTRA (0-1)

10-3-04 0-3 L H

HOWARD (2-5)

11-28-72 0-4 L A (11-1)
 10-6-74 1-3 L H (3-6)
 11-23-74 0-1 L A (6-1)
 10-12-75 0-1 L H (1-4)
 11-26-75 1-3 L A (1-5)
 10-17-76 2-0 W H (1-10)
 11-20-76 3-1 W H (1-NR)
Totals 7-13

INDIANA (5-6-1)

9-9-84 3-4 L A (11-1)
 12-16-84 2-1 W N (9-2)
 9-6-85 3-2 W A (1-4)
 10-24-86 3-1 W H OT (18-NR)
 11-22-87 2-1 W A (NR-1)
 9-21-94 1-3 L N (5-1)
 9-6-97 0-3 L A (20-4)
 12-6-98 1-2 L H (1-2)
 12-9-01 0-2 L A (6-5)
 8-31-02 1-1 T A OT (9-1)
 8-31-12 0-3 L A (NR-10)
 8-26-22 3-2 W H (1-13)
Totals 19-25

JACKSONVILLE (10-0-1)

10-12-68 4-1 W H
 9-25-71 8-1 W A
 9-30-74 8-0 W A (3-NR)
 9-28-75 13-0 W H (1-NR)
 10-28-79 0-0 T H OT (6-NR)
 10-27-80 5-1 W A (18-NR)
 10-25-81 2-0 W H (4-NR)
 10-26-82 3-1 W A (5-NR)
 10-23-83 2-0 W H (2-NR)
 9-24-89 7-0 W H
 10-4-05 7-1 W H
Totals 59-5

JAMES MADISON (6-0)

11-25-73 7-0 W H (4-NR)
 9-15-74 5-2 W A (4-NR)
 9-14-75 5-0 W H (2-NR)
 10-26-76 3-2 W H OT (1-NR)
 11-16-76 8-0 W H (1-NR)
 10-7-77 2-0 W H (2-NR)
Totals 30-4

KENTUCKY (2-0)

11-25-01 1-0 W H OT (6-NR)
 11-28-22 2-1 W H (8-9)
Totals 3-1

LAFAYETTE (1-0)

11-22-98 5-0 W H (1-NR)

LANDER (1-0)

9-6-89 5-2 W H

LENOIR RHYNE (3-0)

10-23-91 5-0 W H (19-NR)
 9-16-92 5-0 W H (6-NR)
 9-15-93 7-1 W H (11-NR)
Totals 17-1

LIPSCOMB (1-0)

9-1-04 5-0 W H

LONGWOOD (3-0)

9-6-05 3-1 W H (13-NR)
 9-19-06 2-0 W H (1-NR)
 11-3-09 3-1 W A
Totals 8-2

LOUISVILLE (6-4-1)

10-24-14 0-0 T A 2OT
 11-16-14 2-1 W N
 10-9-15 4-2 W H (5-NR)
 10-28-16 1-0 W A (5-7)
 10-27-17 1-2 L H (4-11)
 10-20-18 0-1 L A 2OT (NR-10)
 10-11-19 4-0 W H (11-RV)
 4-9-21 1-2 L A (3-NR)
 10-29-21 5-1 W H (15-NR)
 10-21-22 0-1 L A (NR-11)
 10-5-23 4-0 W H (RV-NR)
 11-8-23 4-1 W H (14-20)
Totals 29-10

LOYOLA-CHICAGO (2-0)

10-24-95 4-0 W H (13-NR)
 10-20-99 1-0 W H
Totals 5-0

LOYOLA (MD.) (0-1)

10-2-94 0-1 L H

MARYLAND (31-23-3)

10-30-67 0-5 L A
 10-5-68 1-3 L H
 10-3-69 1-6 L A
 10-24-70 0-4 L H
 10-8-71 1-2 L A
 11-12-72 3-0 W H (13-NR)
 11-11-73 3-1 W A (4-NR)
 11-10-74 5-0 W H (6-NR)
 11-9-75 5-1 W A (1-NR)
 11-7-76 1-1 T H OT (1-NR)
 11-6-77 2-1 W A (1-NR)
 11-5-78 3-2 W H OT (3-NR)
 11-4-79 3-0 W A (6-NR)
 11-2-80 1-0 W H
 11-8-81 4-0 W A (3-NR)
 11-7-82 3-0 W H (7-NR)
 11-6-83 1-0 W A (2-NR)
 10-28-84 5-0 W H (18-NR)
 11-3-85 2-1 W A (1-NR)
 11-9-86 2-1 W H (NR-10)
 10-25-87 0-1 L A OT (10-NR)
 10-23-88 1-2 L H
 10-22-89 0-1 L A
 10-21-90 3-1 W H (2-NR)
 10-20-91 2-0 W A
 10-25-92 2-1 W H
 10-17-93 5-1 W A (T4-NR)
 10-23-94 4-2 W H
 11-10-94 3-0 W H (NR-25)
 10-28-95 2-0 W A (13-NR)
 11-2-96 1-0 W H (NR-24)

11-2-97 1-0 W H (15-14)
 11-13-97 2-4 L N (24-11)
 10-31-98 2-0 W A (2-16)
 11-13-98 2-0 W N (1-16)
 10-30-99 1-2 L H (NR-9)
 10-28-00 3-2 W A (8-NR)
 10-28-01 2-0 W H (9-NR)
 11-15-01 3-1 W H (9-NR)
 10-26-02 0-1 L A (6-7)
 11-15-02 3-4 L N OT (21-10)
 10-26-03 1-4 L H (NR-2)
 10-31-04 0-2 L A (NR-12)
 11-10-04 0-2 L N (NR-5)
 9-16-05 0-3 L A (12-8)
 9-8-06 2-1 W H (4-1)
 10-5-07 2-3 L A OT
 10-3-08 5-3 W H (NR-4)
 10-16-09 0-1 L H
 10-16-10 2-3 L A (NR-4)
 11-10-10 1-2 L N (NR-3)
 10-28-11 2-1 W H (NR-1)
 10-27-12 2-2 T A (NR-1)
 11-9-12 1-2 L N OT (NR-2)
 9-21-13 1-3 L H (13-17)
 11-15-13 0-1 L N OT (NR-4)
 12-4-15 1-1 T H PK³⁻¹ (3-12)
Totals 108-85

MARSHALL (0-0-1)

5-6-21 1-1 T N PK⁶⁻⁷ (1-10)

MARYVILLE (1-0)

10-16-91 11-0 W H

MASSACHUSETTS (1-0-1)

9-9-18 0-0 T A 2OT
 10-24-22 3-1 W H
Totals 3-1

MEMPHIS (1-0)

9-1-06 2-0 W A (6-NR)

MERCER (10-0)

9-5-84 6-1 W H (11-NR)
 11-5-86 11-0 W H
 10-9-91 4-0 W H
 9-29-92 4-1 W H (5-NR)
 10-27-93 4-0 W H (3-NR)
 9-14-94 5-0 W H (2-NR)
 10-18-95 3-0 W H (7-NR)
 10-22-97 2-0 W H
 8-30-13 2-0 W H
 8-30-15 4-1 W H (8-NR)
Totals 45-3

NAVY (1-0)

11-17-74 3-2 W H (6-NR)

NEW HAMPSHIRE (2-0)

10-4-98 3-0 W H (8-NR)
 11-26-23 1-0 W A (14-10)
Totals 4-0

NEW MEXICO (0-1)

12-9-05 1-2 L N (15-1)

NORTH CAROLINA (31-28-8)

10-20-67 1-5 L A
 10-15-68 3-4 L H

SERIES SCORES

10-15-69	1-4	L	A			
10-16-70	3-3	T	H	OT		
10-23-71	2-2	T	A	OT		
10-20-72	5-1	W	H		(20-NR)	
10-18-73	2-1	W	A		(5-NR)	
10-18-74	6-0	W	H		(6-NR)	
10-17-75	3-1	W	A		(3-NR)	
11-9-76	8-0	W	H		(1-NR)	
10-16-77	5-1	W	A		(2-NR)	
10-22-78	0-0	T	H	OT	(2-NR)	
10-21-79	6-2	W	A		(7-NR)	
10-19-80	2-2	T	H	OT		
10-4-81	0-1	L	A	OT	(3-NR)	
10-22-82	5-0	W	H		(5-NR)	
9-18-83	7-0	W	A		(10-4)	
9-16-84	2-1	W	H		(18-NR)	
9-15-85	5-0	W	A		(1-NR)	
9-14-86	3-1	W	H		(4-NR)	
9-13-87	1-2	L	A		(20-NR)	
11-5-87	1-2	L	N	OT	(12-20)	
12-5-87	4-1	W	H		(NR-8)	
9-11-88	2-1	W	H		(7-3)	
11-3-88	1-2	L	H			
9-10-89	1-2	L	A		(NR-10)	
9-9-90	1-0	W	H			
9-8-91	1-2	L	A		(7-14)	
11-7-91	1-3	L	A		(13-NR)	
9-13-92	1-1	T	H	OT	(6-NR)	
9-12-93	2-2	T	A	OT	(6-24)	
11-5-93	4-2	W	A		(4-20)	
9-11-94	4-1	W	H		(8-3)	
9-10-95	2-1	W	A	OT	(3-9)	
11-10-95	1-0	W	N		(7-NR)	
9-15-96	3-2	W	H	OT	(18-NR)	
9-14-97	1-0	W	A			
9-13-98	5-0	W	H		(3-NR)	
9-12-99	1-2	L	A			
11-11-99	0-1	L	N			
9-10-00	1-2	L	H		(4-NR)	
11-3-01	0-1	L	A		(6-8)	
11-16-01	2-1	W	H		(9-6)	
11-3-02	1-3	L	H		(8-23)	
11-14-02	3-2	W	N		(21-17)	
11-1-03	1-0	W	A		(NR-6)	
11-7-04	1-4	L	H			
9-23-05	0-1	L	A		(17-3)	
11-11-05	0-2	L	N		(16-4)	
9-15-06	1-0	W	H		(2-16)	
10-28-07	2-3	L	A			
10-25-08	3-2	W	H	2OT	(NR-8)	
10-6-09	1-3	L	H		(NR-2)	
11-5-10	0-2	L	A		(NR-4)	
10-7-11	0-2	L	A		(NR-3)	
10-5-12	0-2	L	H		(NR-6)	
10-8-13	2-1	W	A	OT	(17-12)	
11-12-13	2-1	W	H		(NR-24)	
10-3-14	2-3	L	A	2OT	(NR-9)	
11-30-14	1-2	L	H		(7-16)	
9-9-16	0-1	L	H		(2-8)	
9-28-18	0-2	L	A		(NR-3)	
10-9-20	0-1	L	A		(3-NR)	
10-27-20	3-3	T	H		(3-5)	
11-7-21	2-1	W	H		(9-18)	
10-03-22	1-0	W	A		(17-NR)	
11-12-23	1-1	T	N		(14-7)	
Totals	136-102					

UNC-ASHEVILLE (8-1)

9-1-87	8-0	W	H		(20-NR)	
--------	-----	---	---	--	---------	--

9-7-88	8-1	W	H		(7-NR)	
10-26-94	4-0	W	H			
9-1-96	11-1	W	H		(17-NR)	
10-25-05	5-0	W	H			
10-18-06	3-1	W	H		(11-NR)	
10-9-07	1-2	L	A	OT		
8-23-14	2-0	W	H			
9-06-22	4-0	W	H		(1-NR)	
Totals	46-5					

UNC-GREENSBORO (8-3)

10-17-82	2-0	W	H		(5-NR)	
9-6-87	3-0	W	H		(20-NR)	
10-14-88	3-2	W	H			
9-2-90	1-2	L	H			
11-14-93	2-0	W	H		(5-NR)	
9-8-02	3-1	W	H		(5-NR)	
9-4-04	0-2	L	A			
10-2-12	2-0	W	A			
9-17-13	2-0	W	H		(13-NR)	
9-6-19	2-1	W	H		(19-NR)	
9-21-22	1-3	L	A		(2-NR)	
10-11-22	1-2	L	H		(18-NR)	
Totals	22-13					

UNC WILMINGTON (0-0-1)

8-28-23	1-1	T	A		(9-NR)	
---------	-----	---	---	--	--------	--

N.C. STATE (43-15-8)

11-11-67	4-3	W	A	OT		
11-9-68	4-3	W	H			
11-8-69	2-1	W	A			
11-7-70	2-1	W	H			
11-6-71	1-2	L	A			
10-15-72	3-0	W	H			
9-16-73	10-0	W	A		(T8-NR)	
11-3-74	10-1	W	H		(6-NR)	
10-19-75	10-0	W	A		(3-NR)	
10-10-76	7-0	W	H		(1-NR)	
9-28-77	6-0	W	A		(4-NR)	
10-1-78	4-0	W	H		(4-NR)	
9-29-79	4-3	W	A		(3-NR)	
9-21-80	3-1	W	H		(1-NR)	
9-20-81	5-3	W	A		(5-16)	
11-18-81	3-1	W	H		(2-15)	
10-3-82	5-0	W	H		(6-NR)	
11-13-83	1-2	L	A	OT	(6-NR)	
11-11-84	3-2	W	H		(16-7)	
11-18-84	2-1	W	A		(9-15)	
10-20-85	2-0	W	A		(1-10)	
11-17-85	5-2	W	H		(4-19)	
10-19-86	0-1	L	H		(19-15)	
10-18-87	2-2	T	A	OT	(10-NR)	
10-2-88	1-2	L	H		(4-NR)	
10-1-89	0-0	T	A	OT		
9-30-90	1-3	L	H		(4-6)	
11-2-90	1-3	L	N		(2-14)	
9-29-91	2-2	T	A	OT	(NR-8)	
11-17-91	1-3	L	A		(NR-8)	
10-9-92	0-1	L	H		(4-NR)	
11-6-92	3-3	T	N	PK	(NR-T3)	
9-26-93	3-2	W	A		(6-NR)	
9-25-94	1-2	L	H		(5-NR)	
9-24-95	2-1	W	A		(T25-NR)	
11-9-95	5-0	W	N		(7-NR)	
9-29-96	0-0	T	H	OT	(20-NR)	
9-28-97	0-1	L	A			
9-27-98	3-1	W	H		(9-NR)	
9-25-99	2-2	T	A	OT		

9-24-00	6-1	W	H		(16-NR)	
9-23-01	2-1	W	A			
9-22-02	3-2	W	H		(14-NR)	
9-21-03	0-2	L	A		(24-NR)	
9-24-04	4-3	W	H	OT		
9-30-05	0-2	L	H		(22-NR)	
11-22-05	3-0	W	A		(15-23)	
9-24-06	0-0	T	A	OT	(1-NR)	
10-21-07	1-2	L	A	OT		
10-17-08	0-2	L	H			
10-30-09	1-0	W	A		(NR-13)	
10-31-10	3-1	W	H			
9-23-11	2-1	W	A	OT		
9-21-12	2-1	W	H	OT	(NR-17)	
9-14-13	1-0	W	A		(20-NR)	
10-31-14	2-0	W	H			
10-30-15	4-1	W	A		(3-24)	
10-8-16	2-0	W	H		(5-NR)	
9-8-17	0-1	L	A		(3-NR)	
10-27-18	3-0	W	H			
11-1-19	3-0	W	A		(2-RV)	
10-23-20	1-0	W	A		(3-NR)	
3-20-21	1-0	W	H		(1-NR)	
9-10-21	2-0	W	A		(2-NR)	
10-28-22	3-0	W	H			
10-27-23	1-1	T	A		(10-NR)	
Totals	173-76					

NORTH GEORGIA COLLEGE (1-0)

9-1-89	13-0	W	H			
--------	------	---	---	--	--	--

NO. GREENVILLE COLLEGE (1-0)

10-28-09	6-0	W	H			
----------	-----	---	---	--	--	--

NOTRE DAME (6-7-2)

9-9-01	4-0	W	N		(NR-21)	
11-27-05	1-0	W	H		(15-NR)	
9-2-12	1-2	L	N			
10-5-13	1-2	L	H	OT	(13-2)	
11-14-14	1-1	T	N	2OT		
9-12-15	0-1	L	A		(9-2)	
10-6-17	1-2	L	H		(5-9)	
10-31-18	0-2	L	A		(NR-18)	
9-13-19	4-2	W	A		(13-10)	
11-10-19	3-0	W	H		(2-NR)	
10-9-21	0-2	L	H		(21-NR)	
12-10-21	1-1	T	N	PK ⁵⁻³	(8-4)	
11-02-22	3-1	W	H			
9-9-23	2-3	L	A		(NR-20)	
12-11-23	2-1	W	N		(14-4)	
Totals	24-20					

OGLETHORPE (2-0)

10-27-67	6-0	W	H			
11-17-67	5-1	W	H			
Totals	11-1					

OHIO STATE (1-0)

9-5-99	2-1	W	A		(4-NR)	
--------	-----	---	---	--	--------	--

OLD DOMINION (1-0-2)

9-7-80	5-1	W	H		(1-NR)	
10-4-92	0-0	T	H	OT	(5-NR)	
9-11-05	0-0	T	A	OT	(13-NR)	
Totals	5-1					

OMAHA (1-0)

8-26-18	1-0	W	A		(11-NR)	
---------	-----	---	---	--	---------	--

SERIES SCORES

ORAL ROBERTS (1-0)				
9-3-06	2-0	W	N	(6-NR)
OREGON STATE (0-0-1)				
12-04-21	1-1	T	A	PK ⁴⁻³ (8-1)
PENNSYLVANIA (1-0)				
12-9-73	1-0	W	H	(4-11)
PENN STATE (0-1)				
9-3-99	2-3	L	N	(4-20)
PFEIFFER (5-0)				
9-3-78	7-2	W	H	(5-NR)
11-1-81	6-0	W	H	(4-NR)
10-31-82	6-0	W	H	(5-NR)
9-1-83	1-0	W	H	(8-NR)
9-12-84	5-0	W	H	(18-NR)
Totals	25-2			
PHILADELPHIA TEXTILE (2-0)				
11-28-76	3-2	W	A	(1-12)
12-10-78	6-2	W	N	(3-4)
Totals	9-4			
PITTSBURGH (6-2-1)				
10-18-13	2-0	W	H	(9-NR)
10-11-14	2-0	W	A	
9-22-17	3-0	W	H	(8-NR)
10-5-18	1-2	L	A	2OT
11-13-19	1-0	W	H	(1-25)
11-22-20	2-1	W	N	(2-1)
4-17-21	2-0	W	H	(4-1)
9-21-21	0-2	L	H	(2-15)
10-07-22	1-1	T	A	(23-NR)
Totals	14-6			
PORTLAND (2-0)				
9-8-96	3-0	W	A	(17-24)
10-5-97	3-0	W	H	(NR-17)
Totals	6-0			
PRESBYTERIAN (5-0)				
10-28-87	3-0	W	H	(12-NR)
10-3-89	7-0	W	H	
9-23-92	5-0	W	H	(6-NR)
9-19-22	4-0	W	H	(1-NR)
9-5-23	6-0	W	H	(NR-NR)
Totals	25-0			
PRINCETON (1-0)				
10-1-93	4-1	W	H	(5-22)
PROVIDENCE (3-0)				
9-14-14	2-1	W	A	
8-28-16	2-1	W	H	(3-NR)
12-1-19	2-1	W	H	(3-21)
Totals	6-3			
QUINCY (1-0)				
10-6-78	3-1	W	H	(4-7)
RADFORD (4-0-1)				
9-4-93	8-0	W	H	(6-NR)
9-7-08	1-1	T	H	OT
8-29-14	1-0	W	H	
8-27-17	2-1	W	H	(5-NR)
10-22-19	5-0	W	H	(3-NR)
Totals	17-2			

RICHMOND (1-0)				
8-29-03	1-0	W	N	(9-NR)
ROLLINS (1-0)				
9-29-72	7-0	W	A	
RUTGERS (1-0)				
11-29-87	3-2	W	A	(NR-6)
ST. FRANCIS (N.Y.) (1-0)				
11-25-78	4-0	W	A	(3-18)
ST. JOHNS (1-0)				
8-26-22	2-1	W	H	(6-NR)
ST. LOUIS (5-4-1)				
10-25-74	0-2	L	A	(5-1)
10-5-75	2-1	W	H	(1-9)
10-22-76	3-1	W	A	(1-11)
10-23-77	3-1	W	H	(2-1)
9-6-86	2-2	T	A	OT (6-NR)
10-4-87	5-1	W	H	(NR-17)
9-5-97	1-2	L	N	(20-22)
9-5-03	0-2	L	N	(19-4)
10-3-09	0-1	L	A	OT
10-1-10	1-0	W	H	
Totals	17-13			
ST. MARY'S (1-0)				
10-4-91	4-1	W	N	
SAN DIEGO STATE (1-2)				
12-6-87	2-0	W	H	(NR-20)
10-19-12	0-1	L	H	OT
9-5-14	1-2	L	A	
Totals	3-3			
SAN FRANCISCO (0-2)				
12-4-76	0-1	L	N	(1-6)
12-9-78	1-2	L	N	(3-2)
Totals	1-3			
SANTA CLARA (2-2)				
10-7-90	4-2	W	H	(7-4)
10-6-91	0-3	L	A	(NR-1)
9-29-95	1-0	W	A	(10-8)
10-1-99	1-2	L	H	(NR-2)
Totals	6-7			
SEWANEE (1-0)				
10-9-70	5-1	W	N	
SOUTH ALABAMA (1-0)				
9-5-92	2-1	W	H	OT (8-NR)
SOUTH CAROLINA (34-17-1)				
10-15-78	2-1	W	A	(2-NR)
10-14-79	1-0	W	H	(7-NR)
11-25-79	1-0	W	H	(6-NR)
10-12-80	1-0	W	A	
10-11-81	5-1	W	H	(5-NR)
10-10-82	2-0	W	A	(6-NR)
10-9-83	4-0	W	H	(2-NR)
10-14-84	3-2	W	H	OT
10-13-85	3-1	W	H	(1-NR)
11-24-85	0-1	L	H	PK (4-6)
10-12-86	3-4	L	A	OT (19-5)

10-11-87	2-1	W	H	(NR-2)
10-9-88	1-2	L	A	(13-NR)
9-3-89	2-3	L	H	(NR-4)
10-14-90	3-1	W	A	(3-14)
11-11-90	0-3	L	H	(5-12)
11-3-91	6-0	W	H	(NR-19)
11-1-92	0-2	L	A	(25-NR)
10-31-93	1-2	L	H	OT (3-18)
11-21-93	2-3	L	H	(5-23)
10-19-94	1-3	L	A	OT (NR-3)
9-3-95	2-3	L	H	(3-NR)
10-27-96	3-1	W	A	(NR-19)
10-12-97	2-0	W	H	(NR-15)
11-30-97	1-0	W	A	OT (NR-7)
10-11-98	2-0	W	A	(7-16)
10-22-99	1-0	W	H	
10-8-00	0-0	T	A	OT (8-10)
10-7-01	2-1	W	H	(24-17)
10-6-02	2-1	W	A	OT (9-11)
10-5-03	1-0	W	H	(NR-18)
10-10-04	0-1	L	A	(NR-17)
9-2-05	2-1	W	H	OT
8-25-06	4-3	W	A	(6-24)
8-31-07	0-1	L	H	OT (12-NR)
8-29-08	0-2	L	A	
9-4-09	0-1	L	H	
9-3-10	0-2	L	A	
9-2-11	2-0	W	H	
9-18-12	0-1	L	A	
9-2-13	2-1	W	H	OT
9-2-14	1-2	L	A	2OT
9-4-15	3-0	W	H	(6-NR)
8-26-16	2-1	W	A	(3-24)
11-20-16	2-1	W	H	OT (3-NR)
9-1-17	4-1	W	H	(5-NR)
8-31-18	2-0	W	A	
8-30-19	4-1	W	H	(RV-NR)
10-1-20	3-0	W	A	(3-NR)
9-3-21	5-0	W	H	(4-NR)
9-02-22	1-0	W	A	(1-NR)
9-1-23	2-0	W	H	(NR-NR)
Totals	98-55			
USC UPSTATE (14-0-1)				
9-10-81	3-0	W	H	
9-9-82	3-0	W	H	(2-NR)
10-26-83	1-1	T	H	OT (2-NR)
10-10-84	2-1	W	H	
10-16-85	6-2	W	H	(1-NR)
9-10-86	2-1	W	H	(4-NR)
9-1-88	8-0	W	H	(7-NR)
10-18-89	4-2	W	H	
9-12-07	2-0	W	H	
11-7-08	3-0	W	H	
8-24-12	1-0	W	H	
9-24-13	2-0	W	H	(16-NR)
9-9-19	7-0	W	H	(19-NR)
8-29-21	5-0	W	H	(6-NR)
8-29-22	2-0	W	H	(1-NR)
Totals	51-7			
SOUTH FLORIDA (13-1-2)				
10-1-72	1-1	T	A	OT
11-4-73	2-0	W	H	(6-11)
12-2-73	1-0	W	H	4OT (4-13)
9-28-74	2-1	W	A	(3-15)
11-16-75	3-0	W	H	(1-13)
11-7-79	3-0	W	H	(6-NR)
10-25-80	1-2	L	A	OT (18-NR)

SERIES SCORES

10-16-81	2-0	W	H	(4-NR)
10-24-82	2-2	T	A OT	(5-NR)
10-16-83	1-0	W	H	(2-17)
9-6-98	2-1	W	N	(12-13)
9-7-03	2-1	W	N	(19-24)
10-28-14	3-0	W	H	
9-27-16	1-0	W	A OT	(5-NR)
9-6-21	3-0	W	H	(4-NR)
9-12-23	3-2	W	A	(NR-NR)
Totals	32-10			

SOUTHERN CONNECTICUT (2-0)

10-10-85	3-1	W	H	(1-NR)
10-15-86	3-0	W	H	(19-NR)
Totals	6-1			

SIU-EDWARDSVILLE (4-1)

9-12-75	2-1	W	A	(2-3)
10-2-76	4-2	W	A OT	(3-7)
12-9-79	2-3	L	N	(3-2)
9-19-82	2-1	W	A	(2-1)
9-15-83	2-1	W	H	(10-NR)
Totals	12-8			

SOUTHERN METHODIST (1-1)

10-8-89	2-1	W	H	(NR-10)
11-26-95	1-3	L	A	(6-4)
Totals	3-4			

STANFORD (1-2-1)

12-7-02	0-2	L	A	(13-15)
12-13-15	0-4	L	N	(2-8)
12-6-19	1-1	T	H PK ⁴⁻⁵	(3-7)
12-2-23	2-0	W	H	(14-22)
Totals	3-7			

STETSON (3-2)

10-10-90	7-0	W	H	(3-NR)
9-17-03	3-0	W	H	(24-NR)
10-27-04	3-2	W	H OT	
9-18-07	1-2	L	H	
9-16-08	0-1	L	H	
Totals	14-5			

SYRACUSE (5-6-5)

11-1-13	0-1	L	A	(19-NR)
9-20-14	0-1	L	H	
10-11-15	0-2	L	H	(2-13)
10-17-15	1-0	W	A	(4-16)
12-11-15	0-0	T	N PK ⁴⁻¹	(2-6)
10-21-16	0-0	T	H 2OT	(8-6)
11-6-16	1-1	T	H PK ⁴⁻²	(3-7)
10-21-17	2-1	W	A	(7-NR)
11-1-17	2-2	T	H PK ⁴⁻³	(9-NR)
10-23-18	3-2	W	H	(NR-20)
10-19-19	7-4	W	A	(8-NR)
3-7-21	3-1	W	H	(1-NR)
10-23-21	0-2	L	A	(6-NR)
9-16-22	1-2	L	H	(1-16)
11-13-22	0-2	L	N	(18-3)
10-15-23	1-1	T	A	(21-10)
Totals	21-20			

TAMPA (1-0)

10-19-84	3-1	W	H	19-NR
----------	-----	---	---	-------

UCLA (2-6)

1-2-73	1-2	L	N OT	(4-6)
9-8-84	1-2	L	N	(11-14)

12-9-84	4-1	W	A	(9-5)
10-26-86	0-3	L	H	(18-4)
12-6-97	1-2	L	A	(NR-3)
11-19-06	0-3	L	A	(10-22)
9-19-17	3-0	W	H	(8-NR)
11-20-22	1-2	L	H	(6-NR)
Totals	11-15			

VANDERBILT (2-0)

11-4-84	8-0	W	H	(16-NR)
9-4-94	8-0	W	H	(8-NR)
Totals	16-0			

VILLANOVA (1-0)

9-3-18	2-0	W	H	
--------	-----	---	---	--

VIRGINIA (25-30-6)

10-22-68	2-2	T	A OT	
10-5-69	0-1	L	A	
11-1-70	1-2	L	H	
10-10-71	5-1	W	A	
10-29-72	4-1	W	H	(14-NR)
11-9-73	5-0	W	A	(4-NR)
10-13-74	4-0	W	H	(7-NR)
11-7-75	2-0	W	A	(1-NR)
11-5-76	3-0	W	H	(1-NR)
11-4-77	2-0	W	A	(1-NR)
11-3-78	2-0	W	H	(3-NR)
11-2-79	2-0	W	A	(6-13)
11-9-80	4-0	W	H	
11-6-81	2-0	W	A OT	(3-NR)
11-5-82	1-0	W	H	(7-3)
11-4-83	1-2	L	A	(2-9)
11-2-84	0-2	L	H	(16-4)
12-1-84	1-0	W	A	(9-4)
11-1-85	0-2	L	A	(1-5)
11-2-86	0-1	L	H	(19-3)
11-1-87	0-1	L	A	(12-2)
10-30-88	0-1	L	H	(NR-1)
10-29-89	2-4	L	A OT	(20-1)
10-28-90	1-1	T	H OT	(2-8)
10-27-91	1-2	L	A	(19-2)
10-11-92	2-3	L	H OT	(4-1)
11-8-92	2-4	L	N	(NR-5)
10-10-93	2-1	W	A	(5-1)
11-7-93	1-2	L	N	(4-6)
10-9-94	4-6	L	H	(NR-10)
11-11-94	2-2	T	H PK	(NR-4)
10-15-95	1-2	L	A OT	(7-1)
11-12-95	0-1	L	N	(7-1)
10-20-96	2-3	L	H OT	(NR-1)
10-19-97	1-1	T	A OT	(NR-10)
10-18-98	2-0	W	H	(4-7)
10-16-99	2-1	W	A	(NR-14)
10-15-00	2-3	L	H	(9-15)
10-13-01	0-2	L	A	(14-4)
11-18-01	1-0	W	H	(9-2)
10-13-02	3-2	W	H OT	(9-21)
10-11-03	2-3	L	A	
11-12-03	0-0	T	N PK	
10-17-04	0-2	L	H	(NR-5)
10-7-05	0-1	L	H OT	(NR-6)
11-9-05	4-1	W	N	(16-18)
9-30-06	0-1	L	A	(2-5)
11-1-06	0-2	L	N	(6-3)
10-12-07	2-1	W	H	(NR-4)
10-10-08	0-1	L	A	(NR-22)
10-20-09	1-0	W	A	(NR-11)
10-25-10	0-1	L	H	(NR-5)

10-30-11	0-2	L	H	
9-28-12	2-0	W	A	
9-6-13	2-0	W	H	(15-NR)
10-17-14	2-1	W	H	
9-17-16	3-3	T	A OT	(6-17)
10-12-18	1-4	L	H	(NR-14)
11-17-19	1-3	L	N	(1-2)
11-18-20	2-1	W	N	(3-NR)
10-15-22	1-2	L	H	(18-NR)
Totals	95-85			

VA. COMMONWEALTH (2-1)

9-30-01	2-0	W	H	
8-31-03	0-2	L	A	(9-NR)
9-9-07	1-0	W	N	(19-NR)
Totals	3-2			

VIRGINIA TECH (10-3-5)

11-21-03	3-3	T	A PK	
10-1-04	1-0	W	H	
10-21-05	1-1	T	H OT	(NR-18)
10-14-06	2-5	L	A	(3-NR)
9-7-07	1-2	L	A OT	(19-NR)
9-21-08	3-2	W	H OT	
10-20-09	2-4	L	H	
11-10-09	2-0	W	N	
10-17-10	1-1	T	A OT	
11-3-11	2-1	W	A	
11-1-12	3-0	W	H	
9-27-13	0-0	T	A OT	(16-NR)
10-2-15	2-0	W	H	(5-NR)
9-23-16	2-1	W	A	(7-19)
10-5-19	0-0	T	H 2OT	(6-22)
11-15-20	4-1	W	N	(4-5)
3-13-21	1-0	W	A 2OT	(1-21)
9-29-23	2-1	W	H	(RV-NR)
Totals	32-22			

WAKE FOREST (21-26-8)

9-14-80	4-0	W	A	(1-NR)
9-13-81	3-2	W	H	
9-12-82	4-0	W	A	(2-NR)
10-20-83	1-0	W	H OT	(2-NR)
10-7-84	3-0	W	A	
10-6-85	2-1	W	H	(1-NR)
10-5-86	1-0	W	A	(16-NR)
9-20-87	3-1	W	H	
9-18-88	1-2	L	A	(3-14)
9-17-89	0-2	L	H	
11-2-89	2-3	L	N	(NR-8)
9-16-90	3-1	W	A	(NR-10)
9-15-91	1-3	L	H	(NR-18)
10-18-92	0-1	L	A	(15-5)
10-24-93	2-0	W	H	(4-NR)
11-6-94	1-3	L	A OT	
11-4-95	1-0	W	H	(7-NR)
11-9-96	1-2	L	A	
11-9-97	1-2	L	H OT	(13-NR)
11-8-98	1-0	W	A	(1-NR)
11-7-99	4-1	W	H	(NR-3)
10-21-00	2-1	W	A OT	(11-17)
11-9-00	2-2	T	A	(5-NR)
11-10-01	1-0	W	H	(13-9)
10-19-02	2-2	T	A OT	(8-2)
11-30-02	2-1	W	A OT	(13-1)
10-19-03	2-3	L	H	(NR-6)
10-22-04	0-2	L	A	(NR-15)
10-12-05	0-0	T	A OT	(NR-14)
10-3-06	0-2	L	H	(4-11)
9-21-07	0-1	L	H	(NR-1)

SERIES SCORES

11-14-07	1-3	L	N	(NR-1)
9-13-08	0-5	L	A	(NR-1)
9-13-09	1-3	L	H	(NR-2)
11-11-09	0-3	L	N	(NR-3)
9-10-10	1-2	L	A	(NR-12)
9-9-11	1-2	L	A	
9-7-12	1-1	T	H	OT (NR-16)
10-11-13	1-1	T	A	(17-15)
9-26-14	3-1	W	H	
11-9-14	1-1	T	H	PK
9-26-15	1-1	T	A	2OT (5-8)
9-30-16	1-0	W	H	(5-11)
11-13-16	1-3	L	N	(3-2)
9-29-17	2-3	L	A	2OT (6-2)
11-8-17	1-2	L	A	(5-1)
9-21-18	0-3	L	H	(NR-1)
9-28-19	2-3	L	A	OT (4-7)
10-13-20	2-1	W	H	(NR-1)
10-30-20	0-2	L	A	(3-2)
4-2-21	0-0	T	H	OT (1-4)
10-1-21	2-1	W	A	(19-NR)
9-24-22	1-6	L	H	(10-1)
11-09-22	2-0	W	A	(18-20)
9-22-23	0-1	L	A	(RV-14)
Totals	73-85			

WARREN WILSON (3-1)

11-4-67	0-2	L	H	
11-2-68	1-0	W	A	OT
10-10-69	3-2	W	N	
9-18-71	6-0	W	H	
Totals	10-4			

WASHINGTON (0-1)

9-7-96	1-4	L	N	(17-NR)
12-12-22	2-0	W	N	(8-2)
Totals	3-4			

WEST VIRGINIA (3-0)

11-20-72	3-2	W	H	(11-NR)
10-4-74	2-1	W	H	(3-NR)
12-8-23	1-0	W	N	(14-5)
Totals	6-3			

WESTERN CAROLINA (7-0)

11-13-69	9-2	W	H	
9-29-70	2-1	W	A	
10-30-71	4-2	W	H	
10-23-72	6-1	W	H	(20-NR)
9-26-73	13-2	W	A	(7-NR)
9-4-77	6-0	W	H	(5-NR)
9-28-83	9-0	W	H	(2-NR)
Totals	49-8			

WESTERN ILLINOIS (1-0)

11-10-02	3-2	W	H	OT (17-NR)
----------	-----	---	---	------------

WILLIAM & MARY (3-0)

10-13-91	3-1	W	H	(NR-17)
11-29-98	1-0	W	H	(1-NR)
9-9-05	3-2	W	N	OT (13-NR)
Totals	7-3			

WINTHROP (9-0-1)

9-5-83	2-0	W	H	(8-NR)
10-3-84	3-0	W	H	
9-29-85	7-0	W	H	(1-NR)
9-4-88	3-0	W	H	(7-NR)
10-14-98	2-1	W	A	(4-NR)

10-13-99	9-0	W	H	
9-10-03	1-1	T	H	OT (24-NR)
10-16-05	1-0	W	H	OT
10-11-06	2-1	W	A	(3-NR)
10-3-23	4-1	W	H	(RV-NR)
Totals	34-4			

WISCONSIN-GREEN BAY (0-1)

10-3-93	2-3	L	H	(5-NR)
---------	-----	---	---	--------

WOFFORD (10-0-1)

9-12-85	7-0	W	H	(1-NR)
10-8-86	6-1	W	H	(19-NR)
11-1-95	6-1	W	H	(7-NR)
10-9-96	7-0	W	H	
9-6-00	4-0	W	A	(4-NR)
10-10-01	5-0	W	H	(14-NR)
10-9-02	8-0	W	A	(9-NR)
9-12-06	6-0	W	H	(2-NR)
10-14-08	1-0	W	A	
10-27-10	2-2	T	H	OT
10-31-11	1-0	W	A	
Totals	53-4			

WRIGHT STATE (1-0)

9-16-86	5-1	W	H	(4-NR)
---------	-----	---	---	--------

YALE (3-0)

10-6-89	2-1	W	H	
10-2-92	2-1	W	H	(5-NR)
9-12-04	3-2	W	N	
Totals	7-4			

POINTS OF NOTE

PROGRAM HISTORY

Total Number of Opp.	155
Undeclared Against	90 opponents
Defeated Against	9 opponents
1,000 Win Pct.	77 opponents
Greatest Goal Diff.	+145, v. Gardner Webb
One-time Opponents	65 opponents

WINS AGAINST NO. 1 RANKED TEAMS

DATE	SITE	OPPONENT	SCORE
10-23-77	Clemson, S.C.	St. Louis	3-1
9-19-82	Edwardsville, Ill.	SIU-Edwardsville	2-1
11-25-84	Clemson, S.C.	Alabama A&M	3-1
11-22-87	Bloomington, IN.	Indiana	2-1
10-10-93	Charlottesville, Va.	Virginia	2-1
11-30-02	Winston-Salem, N.C.	Wake Forest	2-1 (OT)
9-8-06	Clemson, S.C.	Maryland	2-1
10-28-11	Clemson, S.C.	Maryland	2-1
10-13-20	Clemson, S.C.	Wake Forest	2-1
11-22-20	Cary, N.C.	Pittsburgh	2-1
4-17-21	Clemson, S.C.	Pittsburgh	2-0

REG. SEASON TOURNAMENTS

Brown Invitational, Providence, RI

9-10-04 W 1-0 Brown
9-12-04 W 3-2 Yale
(Champions-Clemson)

Cal State-Fullerton Invitational

8-31-01 L 1-2 Cal. St.-Fullerton
9-2-01 W 2-1 California

Clemson Invitational, Clemson, SC

10-4-74 W 2-1 West Virginia
10-6-74 L 1-3 Howard

10-10-75 W 4-0 Chicago Circle
10-12-75 L 0-1 Howard

10-15-76 W 1-0 Appalachian St.
10-17-76 W 2-0 Howard
(Champions-Clemson)

10-7-77 W 2-0 James Madison
10-9-77 W 1-0 Davis & Elkins
(Champions-Clemson)

10-6-78 W 3-1 Quincy
10-8-78 W 3-2 Cleveland State
(Champions-Clemson)

10-5-79 W 7-1 Davis & Elkins
10-7-79 L 1-2 Cleveland St.

10-3-80 L 2-3 Appalachian St.
10-5-80 T 1-1 Cleveland St. (OT)

10-16-81 W 2-0 South Florida
10-18-81 W 2-1 Cleveland State
(Champions-Clemson)

10-15-82 W 3-1 Davis & Elkins
10-17-82 W 2-0 UNC-Greensboro
(Champions-Clemson)

10-14-83 W 3-0 Davis & Elkins
10-16-83 W 1-0 South Florida
(Champions-Clemson)

10-19-84 W 3-1 Tampa
10-21-84 W 3-0 Florida Int.
(Champions-Clemson)

10-26-85 W 1-0 American
10-27-85 W 4-1 Fair. Dickinson
(Champions-Clemson)

10-24-86 W 3-1 Indiana
10-26-86 L 0-3 UCLA

10-2-87 W 2-0 George Mason
10-4-87 W 5-1 St. Louis
(Champions-Clemson)

10-14-88 W 3-2 UNC-Greensboro
10-16-88 L 0-1 Evansville

10-6-89 W 2-1 Yale
10-8-89 W 2-1 SMU
(Champions-Clemson)

10-5-90 W 4-1 Adelphi

10-7-90 W 4-2 Santa Clara
(Champions-Clemson)

10-2-92 W 2-1 Yale
10-4-92 T 0-0 Old Dominion
(Champions-Clemson)

10-1-93 W 4-1 Princeton
10-3-93 L 2-3 Wis.-Green Bay

10-4-96 T 0-0 Florida Inter.
10-6-96 L 1-3 California

10-3-97 W 2-1 Florida Atlantic
10-5-97 W 3-0 Portland
(Champions-Clemson)

10-2-98 W 7-1 Cal-Poly S.L.O
10-4-98 W 3-0 New Hampshire
(Champions-Clemson)

10-1-99 L 1-2 Santa Clara
10-3-99 L 1-3 Akron

9-29-00 W 2-1 Brown
10-1-00 W 5-1 Cal.-St.-Fullerton
(Champions-Clemson)

9-28-01 W 1-0 Cal-Poly SLO
9-30-01 W 2-0 Va. Common.
(Champions-Clemson)

9-27-02 W 2-0 Gonzaga
9-29-02 W 3-0 Fairfield
(Champions-Clemson)

9-26-03 T 3-3 Air Force
9-28-03 L 1-2 Coastal Car.

10-1-04 W 1-0 Va. Tech
10-3-04 L 0-3 Hofstra

Emory Invitational, Atlanta, GA

10-10-69 W 3-2 Warren Wilson
10-11-69 L Emory

10-9-70 W 5-1 Sewanee
10-10-70 W 6-2 Emory
(Champions-Clemson)

10-6-72 W 2-1 Georgia State
10-7-72 W 3-1 Emory
(Champions-Clemson)

Furman Invitational

9-7-01 W 7-1 Florida Inter.
9-9-01 W 4-0 Notre Dame
(Champions-Clemson)

9-5-03 L 0-2 St. Louis
9-7-03 W 2-1 South Florida

Florida International Tournament

9-4-98 W 1-0 Florida Inter.
9-6-98 W 2-1 South Florida

George Mason Tournament

9-19-86 W 2-1 American
9-21-86 T 0-0 George Mason OT

Indiana Invitational

9-8-84 L 1-2 UCLA
9-9-84 L 3-4 Indiana

9-6-85 W 3-2 Indiana
9-7-85 T 0-0 Conn. (OT)
(Champions-Clemson)

9-5-97 L 1-2 St. Louis
9-6-97 L 0-3 Indiana

8-30-02 W 3-0 Butler
8-31-02 T 1-1 Indiana
(Champions-Clemson)

8-31-12 L 0-3 Indiana
9-2-12 L 1-2 Notre Dame

Memphis Tournament, Memphis, TN

9-1-06 W 2-0 Memphis
9-3-06 W 2-0 Oral Roberts
(Champions-Clemson)

Old Dominion Invitational, Norfolk, VA

9-9-05 W 3-2 William & Mary OT
9-11-05 T 0-0 Old Dominion OT
(Champions-Clemson)

San Diego State Tournament, San Diego, Calif.

9-5-14 L 1-2 San Diego State
9-7-14 L 1-2 UC Irvine

Santa Clara Tournament, Santa, Clara, CA

10-4-91 W 4-1 St. Mary's
10-6-91 L 0-3 Santa Clara

SIU Cougar Classic, Edwardsville, IL

9-17-82 W 4-0 Hartwick
9-19-82 W 2-1 SIU Edwar
(Champions-Clemson)

Va. Commonwealth Invit., Richmond, VA

8-29-03 W 1-0 Richmond
8-31-03 L 0-2 Va. Common.

Va. Tech Invitational, Blacksburg, VA

9-7-07 L 1-2 Virginia Tech
9-9-07 W 1-0 Va. Commonwealth

ALL-TOURNAMENT TEAMS

Clemson Players Named to All-Tournament Teams During the Regular Season.

1976

Clemson Invitational
Christian Nwokocho MVP

1977

Clemson Invitational
Eric Smith MVP

1978

Clemson Invitational
Christian Nwokocho MVP

1981

Clemson Invitational
Mo Tinsley, MVP

1982

SIU Cougar Classic
Mo Tinsley, MVP
Clemson Invitational
Adubarie Otorubio MVP

1983

Clemson Invitational
Eric Eichmann

1984

Indiana Invitational
Adubarie Otorubio, Def. MVP
Chuck Nash
Eric Eichmann
Clemson Invitational
Audubarie Otorubio MVP

1985

Indiana Invitational
Eric Eichmann, Offensive MVP
Gary Conner
Bernard Gray
Clemson Invitational
Paul Rutenis, Defensive MVP
Dick Landgren
Bernard Gray

1986

Clemson Invitational
Bernard Gray, Defensive MVP
Dick Landgren
Eric Eichmann

1987

Clemson Invitational
Bruce Murray (Offensive MVP)
Paul Rutenis (Defensive MVP)
Joey Feinberg
Jamey Rootes

1988

Clemson Invitational

Pearse Tormey, Off. MVP
Joey Feinberg
Thomas Najjar

1989

Clemson Invitational
Kevin Taylor
Joey Feinberg
Edo Boonstoppel
Pearse Tormey, Off. MVP

1990

Clemson Invitational
Jaro Zawislan
Chris Martinez
Richard Richmond
Andy Pujats, Defensive MVP
Jimmy Glenn, Offensive MVP

1991

Santa Clara Tournament
Andy Pujats
John Hammontree
Burke Goodloe

1992

Clemson Invitational
Andy Pujats
Jamahl Green
Jaro Zawislan, Defensive MVP

1993

Clemson Invitational
Jamahl Green, Def. MVP
Danny Care
Nidal Bama
Imad Baba
Jimmy Glenn

1994

Clemson Invitational
Miles Joseph
Imad Baba
Jamahl Green

1996

Portland Invitational
Chris Behrmann, Def. MVP

Clemson Invitational
Matt Jordan
Danny Care

1997

Clemson Invitational
Jeff Bilyk, Defensive MVP
Matt Jordan
Jeff Bilyk
Mike Potempa
Jody DeBruin

1998

Florida International Tour.
Jeff Bilyk, Defensive MVP

Clemson Invitational

Wojtek Krakowiak, Co-MVP
Mark Lisi, Co-MVP
Nathan Rawlins
Mike Potempa

1999

Clemson Invitational
Mike Potempa
Fabio Tambosi

2001

Furman Invitational
Nick Rivera, Defensive MVP
Oskar Bringsved
Ian Fuller

Clemson Invitational

Dimelon Westfield
Clemson Invitational
Oguchi Onyewu, Def. MVP
Ricky Lewis
Ian Fuller

2002

Indiana Invitational
Paul Souders
Doug Warren
Fabio Tambosi
Ricky Lewis
Chase Hilgenbrink
Clemson Invitational
Oscar Bringsved
Chase Hillgenbrink
Ricky Lewis
Dimelon Westfield, Off. MVP

2003

VCU Invitational
Charlie Roberts
Justin Moore
Bradley Gibson
Furman Invitational
Justin Moore
Andres Borges
Bradley Gibson
Clemson Invitational
Paul Souders
Nick Rivera

2004

Brown Invitational
Steven Rhyne, Offensive MVP
Justin Moore
Landy Mattison
J.D. Brooks

Clemson Invitational

Landy Mattison
Brad Gibson

2005

Old Dominion Invitational
Phil Marfuggi, MVP
Alan O'Hara

Jeff Routh
Brad Gibson

2006


Memphis Tournament
Alan O'Hara, MVP
Micha Usry
Phil Marfuggi
Mark Buchholz

2007


Virginia Tech Invitational
Joe Bendik
Greg Eckhardt
Tate Parrish

2012

Indiana Invitational
Jack Metcalf
Kyle Fisher



Jack Metcalf



Greg Eckhardt

ACC TOURNAMENT

CLEMSON'S TOURNAMENT RECORDS

INDIVIDUAL GAME

Most Goals: *3 Kimarni Smith vs. Virginia Tech, 11-15-20
 Most Assists: 3 by Arthur Duquenne, vs Louisville, 11-8-23
 Most Points: *7 Kimarni Smith vs. Virginia Tech, 11-15-20
 Most Saves: 11 Jaro Zawislan vs. Virginia, 11-7-93

INDIVIDUAL TOURNAMENT

Most Goals: *4 by Wolde Harris, 1994 by Kimarni Smith, 2020
 Most Assists: *4 by Grayson Barber, 2020
 Most Points: 9 by Kimarni Smith, 2020
 Most Saves: *23 Jaro Zawislan, 1992

INDIVIDUAL CAREER

Most Goals: 6 by Miles Joseph
 Most Assists: 5 by Grayson Barber
 Most Points: 13 by Miles Joseph
 Most Saves: 52 by Jaro Zawislan

TEAM RECORDS GAME

Most Shots: 32 vs. Notre Dame, 11-10-19
 Most Goals: 5 vs. N.C. State, 11-9-95 vs. Louisville, 11-8-23
 Most Assists: 6 vs. Maryland, 11-15-02
 Most Points: 14 vs. N.C. State, 11-9-95

TEAM RECORDS TOURNAMENT

Most Shots: 61 2019, 3 games
 Most Assists: 11 2002, 2 games
 Most Goals: 9 2023, 3 games

*Denotes ACC Tournament Records

CLEMSON'S RECORD BY ROUND

First Round: 2-1-1
 Quarterfinal: 13-13-7
 Semifinal: 9-8-3
 Championship: 4-6-1
Overall Record: 27-28-11

CLEMSON SERIES SCORES IN ACC TOURNAMENT

BOSTON COLLEGE (2-1-1)

Year	Site	W	T	L	CU	Opp	Round
2008	N ¹			L	0	1	Quarterfinal (OT)
2012	H		T		0	0	Quarterfinal (OT)
2015	H	W			3	0	Quarterfinal
2016	H	W			1	0	Semifinal
Totals					4	1	

N¹ - Cary, NC

DUKE (4-2-2)

Year	Site	W	T	L	CU	Opp	Round
1992	N ¹	W			3	2	Quarterfinal
1996	N ²			L	1	3	Quarterfinal
1998	N ³	W			1	0	Final
2011	A		T		0	0	Quarterfinal (PK)
2017	A	W			1	0	Quarterfinal
2021	H			L	0	1	Semifinals
2022	A	W			2	0	Quarterfinal
2023	H		T		3	3	Quarterfinal (PK)
Totals					11	9	

N¹ - Chapel Hill, NC; N² - Charlottesville, VA

N³ - Winston-Salem, NC

LOUISVILLE (2-0-0)

Year	Site	W	T	L	CU	Opp	Round
2014	N ¹	W			2	1	Final
2023	H	W			5	1	Semifinals
Totals					7	2	

N¹ - Cary, NC

MARYLAND (3-6-0)

Year	Site	W	T	L	CU	Opp	Round
1994	H	W			3	0	Quarterfinal
1997	N ¹			L	2	4	Quarterfinal
1998	N ²	W			2	0	Semifinal
2001	H	W			3	1	Quarterfinal
2002	N ³			L	3	4	Semifinal (OT)
2004	N ³			L	0	2	Quarterfinal
2010	N ³			L	1	2	Quarterfinal
2012	N ⁴			L	1	2	Semifinal (OT)
2013	N ⁴			L	0	1	Semifinal (OT)
Totals					15	16	

N¹ - Orlando, FL; N² - Winston-Salem, NC

N³ - Cary, NC; N⁴ - Germantown, MD

NORTH CAROLINA (6-5-1)

Year	Site	W	T	L	CU	Opp	Round
1987	N ¹			L	1	2	Quarterfinal (OT)
1988	H			L	1	2	Quarterfinal
1991	A			L	1	3	Quarterfinal
1993	A	W			4	2	Semifinal
1995	N ¹	W			1	0	Semifinal
1999	N ²			L	0	1	Quarterfinal
2001	H	W			2	1	Semifinal
2002	N ³	W			3	2	Quarterfinal
2005	N ³			L	0	2	Semifinal
2013	H	W			2	1	Quarterfinal
2021	H	W			2	1	Quarterfinals
2023	N ³		T		1	1	Finals (PK)
Totals					18	18	

N¹ - Durham, NC; N² - Winston-Salem, NC

N³ - Cary, NC

N.C. STATE (1-1-1)

Year	Site	W	T	L	CU	Opp	Round
1990	N ¹			L	1	3	Semifinal
1992	N ²		T		3	3	Semifinal (PK)
1995	N ¹	W			5	0	Quarterfinal
Totals					9	6	

N¹ - Durham, NC; N² - Chapel Hill, NC

NOTRE DAME (1-1-1)

Year	Site	W	T	L	CU	Opp	Round
2014	N ¹		T		1	1	Semifinal (PK)
2018	A			L	0	2	First Round
2019	H	W			3	0	Quarterfinal
2022	H	W			3	1	First Round
Totals					7	4	

N¹ - Cary, NC

PITTSBURGH (2-0-0)

Year	Site	W	T	L	CU	Opp	Round
2019	H	W			1	0	Semifinal
2020	N ¹	W			2	1	Final
Totals					3	1	

N¹ - Cary, N.C.

SYRACUSE (0-1-2)

Year	Site	W	T	L	CU	Opp	Round
2015	H			L	0	2	Semifinal
2016	H		T		1	1	Quarterfinal (PK)
2017	H		T		2	2	First Round (PK)
2022	N ¹			L	0	2	Final
Totals					3	7	

N¹ - Cary, N.C.

VIRGINIA (3-5-2)

Year	Site	W	T	L	CU	Opp	Round
1992	N ¹			L	2	4	Final
1993	N ¹			L	1	2	Final
1994	H		T		2	2	Semifinal (PK)
1995	N ²			L	0	1	Final
2001	H	W			1	0	Final
2003	N ³		T		0	0	Quarterfinal
2005	N ³	W			4	1	Quarterfinal
2006	N ⁴			L	0	2	Quarterfinal
2019	N ³			L	1	3	Final
2020	N ¹	W			2	1	Semifinal
Totals					13	16	

N¹ - Chapel Hill, NC; N² - Durham, NC

N³ - Cary, NC; N⁴ - College Park, MD

VIRGINIA TECH (2-0-0)

Year	Site	W	T	L	CU	Opp	Round
2009	N ¹	W			2	0	First Round
2020	N ²	W			4	1	Quarterfinal
Totals					6	1	

N¹ - Cary, NC

N² - Durham, NC

WAKE FOREST (1-4-2)

Year	Site	W	T	L	CU	Opp	Round
1989	N ¹			L	2	3	Quarterfinal
2000	A		T		2	2	Quarterfinal (OT)
2007	N			L	1	3	Quarterfinal
2009	N ²			L	0	3	Quarterfinal
2014	H		T		1	1	Quarterfinal (PK)
2016	N ³			L	1	3	Final
2017	A			L	1	2	Semifinal
2022	A	W			2	0	Semifinal
Totals					8	17	

N¹ - Durham, NC; N² - Cary, NC

N³ - Charleston, SC

ALL-ACC TOURNAMENT TEAMS

MVP ACC TOURNAMENT	ALL-ACC TOURNAMENT TEAM	
1993 - Jaro Zawislán	1987 - Bruce Murray	2022 - Hamady Diop
1998 - Josh Campbell	1992 - Nidal Baba	Brandon Parrish
2001 - Ian Fuller	Miles Joseph	Derek Waleffe
2014 - Paul Clowes	Jaro Zawislán	2023 - Ousmane Sylla
2020 - Kimarni Smith	1993 - Jimmy Glenn	Gael Gibert
2023 - Ousmane Sylla	Miles Joseph	Joran Gerbet
	Jeff Yenzen	Alex Meinhard
	Jaro Zawislán	
	1994 - Rivers Guthrie	
	Wolde Harris	
	1995 - Imad Baba	
	Matt Jordan	
	Miles Joseph	
	Dana Quick	
	1997 - Jody DeBruin	
	1998 - Jeff Bilyk	
	Scott Bower	
	Josh Campbell	
	Wojtek Krakowiak	
	Mark Lisi	
	2000 - Ian Fuller	
	2001 - Ian Fuller	
	Ross Goodacre	
	Ricky Lewis	
	Oguchi Onyewu	
	Doug Warren	
	2002 - Steven Rhyne	
	Dimelon Westfield	
	2005 - Dane Richards	
	2009 - Nathan Thornton	
	2012 - Manolo Sanchez	
	2013 - Thomas McNamara	
	2014 - Ara Amirkhanian	
	Bobby Belair	
	Paul Clowes	
	Kyle Fisher	
	Phanuel Kavita	
	Andrew Tarbell	
	2015 - Paul Clowes	
	Kyle Murphy	
	2016 - Malick Mbaye	
	Oliver Shannon	
	2017 - Diego Campos	
	Justin Malou	
	2019 - James Brighton	
	Tanner Dieterich	
	Philip Mayaka	
	2020 - Grayson Barber	
	Justin Malou	
	Philip Mayaka	
	Kimarni Smith	
	2021 - Oskar Agren	
	Quinn McNeill	

ACC TOURNAMENT RESULTS

CLEMSON'S ALL-TIME ACC TOURNAMENT RESULTS (28-28-12)

Date	Site	Rd.	W-T-L	Score	CU Seed	Opponent	Opp. Seed	Clemson Scorers
1987								
11-5-87	N ¹	Q	L	1-2	5 th	North Carolina (OT)	4 th	Murray
1988								
11-3-88	H	Q	L	1-2	6 th	North Carolina	3 rd	Boonstoppel
1989								
11-2-89	N ¹	Q	L	2-3	7 th	Wake Forest	2 nd	Fritz, Veghte
1990								
11-2-90	N ¹	S	L	1-3	1 st	N.C. State	4 th	Martinez
1991								
11-7-91	A	Q	L	1-3	5 th	North Carolina	4 th	Guthrie
1992								
11-5-92	N ²	Q	W	3-2	6 th	Duke (OT)	3 rd	N. Baba (2), Payne
11-6-92	N ²	S	T	3-3	6 th	N.C. State (OT)	2 nd	Joseph (2), Guthrie
11-8-92	N ²	F	L	2-4	6 th	Virginia	1 st	Glenn (2)
1993								
11-5-93	A	S	W	4-2	1 st	North Carolina	4 th	Glenn, Yenzler (2), Joseph
11-7-93	N ²	F	L	1-2	1 st	Virginia	3 rd	Joseph
1994								
11-10-94	H	Q	W	3-0	6 th	Maryland	3 rd	Harris (2), Joseph
11-11-94	H	S	T	2-2	6 th	Virginia (OT)	2 nd	Harris (2)
1995								
11-9-95	N ¹	Q	W	5-0	3 rd	N.C. State	6 th	Harris, Joseph (2), I. Baba, Care
11-10-95	N ¹	S	W	1-0	3 rd	North Carolina	7 th	I. Baba
11-12-95	N ¹	F	L	0-1	3 rd	Virginia	1 st	None
1996								
11-14-96	N ³	Q	L	1-3	5 th	Duke	4 th	James
1997								
11-13-97	N ⁴	Q	L	2-4	5 th	Maryland	4 th	DeBruin (2)
1998								
11-13-98	N ⁵	S	W	2-0	1 st	Maryland	5 th	Krakowiak (2)
11-15-98	N ⁵	F	W	1-0	1 st	Duke	3 rd	Bower
1999								
11-11-99	N ⁵	Q	L	0-1	4 th	North Carolina	5 th	None
2000								
11-9-00	A	Q	T	2-2	4 th	Wake Forest	5 th	Tambosi, Fuller
2001								
11-15-01	H	Q	W	3-1	3 rd	Maryland	6 th	Goodacre, Fuller, Onyewu
11-16-01	H	S	W	2-1	3 rd	North Carolina	2 nd	Fuller, Onyewu
11-18-01	H	F	W	1-0	3 rd	Virginia	1 st	Fuller
2002								
11-14-02	N ⁶	Q	W	3-2	6 th	North Carolina	3 rd	Westfield (2), Rhyne
11-15-02	N ⁶	S	L	3-4	6 th	Maryland (OT)	2 nd	Cutler, Westfield, Rhyne
2003								
11-12-03	N ⁶	Q	T	0-0	6 th	Virginia (OT)	3 rd	None

ACC TOURNAMENT RESULTS

2004								
11-10-04	N ⁶	Q	L	0-2	7 th	Maryland	2 nd	None
2005								
11-9-05	N ⁶	Q	W	4-1	7 th	Virginia	2 nd	Albright, Roushanel, Richards, B. Moore
11-11-05	N ⁶	S	L	0-2	7 th	North Carolina	6 th	None
2006								
11-1-06	N ⁶	Q	L	0-2	6 th	Virginia	3 rd	None
2007								
11-14-07	N ⁶	Q	L	1-3	7 th	Wake Forest	2 nd	Brooks
2008								
11-14-08	N ⁶	Q	L	0-1	6 th	Boston College (OT)	3 rd	None
2009								
11-10-09	N ⁶	1st	W	2-0	9 th	Virginia Tech	8 th	Thornton (2)
11-11-09	N ⁶	Q	L	0-3	9 th	Wake Forest	2 nd	
2010								
11-10-10	N ⁶	Q	L	1-2	7 th	Maryland	2 nd	Savage
2011								
11-8-11	A	Q	T	0-0	6 th	Duke	3 rd	None
2012								
11-6-12	H	Q	T	0-0	4 th	Boston College (OT)	5 th	None
11-9-12	N ⁷	S	L	1-2	4 th	Maryland (OT)	1 st	Amirkhanian
2013								
11-12-13	H	Q	W	2-1	4 th	North Carolina	5 th	T.J. Casner, Kyle Fisher
11-15-13	N ⁷	S	L	0-1	4 th	North Carolina	1 st	None
2014								
11-9-14	H	Q	T	1-1	4 th	Wake Forest	8 th	Diego Campos
11-14-14	N ⁶	S	T	1-1	4 th	Notre Dame	1 st	Bobby Belair
11-16-14	N ⁶	F	W	2-1	4 th	Louisville	6 th	Paul Clowes, Ara Amirkhanian
2015								
11-8-15	H	Q	W	3-0	3 rd	Boston College	6 th	Austen Burnikel, Kyle Murphy, Team
11-11-15	H	S	L	0-2	3 rd	Syracuse	7 th	None
2016								
11-6-16	H	Q	T	1-1	4 th	Syracuse (PK)	5 th	Diego Campos
11-9-16	H	S	W	1-0	4 th	Boston College	8 th	Alex Happi
11-13-16	N ⁸	F	L	1-3	4 th	Wake Forest	2 nd	Tanner Dieterich
2017								
11-1-17	H	1 st	T	2-2	5 th	Syracuse (PK)	12 th	Patrick Bunk-Andersen, Saul Chinchilla
11-5-17	A	Q	W	1-0	5 th	Duke	4 th	Diego Campos
11-8-17	A	S	L	2-1	5 th	Wake Forest	1 st	Saul Chinchilla
2018								
10-31-18	A	1 st	L	0-2	12 th	Notre Dame	5 th	None
2019								
11-10-19	H	Q	W	3-0	1 st	Notre Dame	8 th	Philip Mayaka, Malick Mbaye, James Brighton
11-13-19	H	S	W	1-0	1 st	Pittsburgh	4 th	Mohamed Seye
11-17-19	N ⁶	F	L	1-3	1 st	Virginia	2 nd	James Brighton
2020								
11-15-20	N ¹	Q	W	4-1	S-3 rd	Virginia Tech	N-2 nd	Kimarni Smith, Smith, Smith, James Brighton
11-18-20	N ²	S	W	2-1	S-3 rd	Virginia	N-4 th	Kimarni Smith, Luis Felipe Fernandez-Salvador
11-22-20	N ⁶	F	W	2-1	S-3 rd	Pittsburgh	N-1 st	Mohamed Seye, James Brighton

N¹ - Durham, NC; N² - Chapel Hill, NC; N³ - Charlottesville, VA; N⁴ - Orlando, FL; N⁵ - Winston-Salem, NC; N⁶ - Cary, NC; N⁷ - Germantown, MD; N⁸ - Charleston, SC

ACC TOURNAMENT RESULTS

2021

11-7-21	H	Q	W	2-1	2 nd	North Carolina	7 th	Reid, McNeill
11-10-21	H	S	L	0-1	2 nd	Duke	3 rd	None

2022

11-2-22	H	1	W	3-1	8 th	North Carolina	9 th	OG, OG, Seye
11-6-22	A	Q	W	2-0	8 th	Duke	1 st	Waleffe, Parrish
11-9-22	A	S	W	2-0	8 th	Wake Forest	4 th	Parrish, Waleffe
11-13-22	N ⁶	F	L	0-2	8 th	Syracuse	3 rd	None

2023

11-5-23	H	Q	T	3-3	4 th	Duke	5 th	Trimnal (2), Meinhard
11-8-23	H	S	W	5-1	4 th	Louisville	9 th	Okunlola, Sylla (2), Easley, Gibert
11-12-23	N ⁶	F	T	1-1 ^{CU} 5-3 ^{PK}	4 th	North Carolina	7 th	Sylla

N¹ - Durham, NC; N² - Chapel Hill, NC; N³ - Charlottesville, VA; N⁴ - Orlando, FL
 N⁵ - Winston-Salem, NC; N⁶ - Cary, NC; N⁷ - Germantown, MD; N⁸ - Charleston, SC

NCAA TOURNAMENT RECORDS

INDIVIDUAL GAME

Most Goals:	4	Christian Nwokocha vs. James Madison, 11-16-76
Most Assists:	3	Iman Mafi vs. Elon, 11-22-15
	3	Thales Moreno vs. UC Santa Barbara, 11-29-15
Most Points:	9	Christian Nwokocha vs. James Madison, 11-16-76
	9	Wojtek Krakowiak vs. Lafayette, 11-22-98
Most Saves:	16	Jamie Swanner vs. Duke, 11-20-82

INDIVIDUAL TOURNAMENT

Most Goals:	6	Benedict Popoola, 1978
Most Assists:	4	Emmanuel Egede, 1978
	4	Bruce Murray, 1987
Most Points:	14	Bruce Murray, 1987
Most Saves:	25	Dennis Carrington, 1973

INDIVIDUAL CAREER

Most Goals:	12	Benedict Popoola, 1975-78
Most Assists:	7	Bruce Murray, 1984-1987
	7	Christian Nwokocha, 1975-78
Most Points:	28	Christian Nwokocha 1975-78
Most Saves:	44	John Bruens, 1977-79

TEAM RECORDS GAME

Most Shots:	41	vs. Phil. Textile, 12-10-78
Most Goals:	8	vs. James Madison, 11-16-76
Most Assists:	8	vs. N.C. State, 11-17-85
Most Points:	19	vs. James Madison, 11-16-76

TEAM RECORDS TOURNAMENT

Most Shots:	133 - 1978	5 games
Most Assists:	13 - 1987	5 games
Most Goals:	17* - 1976	5 games
	17* - 1978	5 games

* - NCAA Record

NATIONAL LEADING SCORERS IN NCAA TOURNAMENT PLAY

Year		G	A	Pts.
1979	Obed Ariri	5	1	11
1984	Gary Conner	4	0	8
1987	Bruce Murray	5	4	14

SCHOOLS WITH THE MOST NCAA CHAMPIONSHIPS

Rk.	Schools	No.
1.	Saint Louis	10
2.	Indiana	8
3.	Virginia	7
4.	Clemson	4
	Maryland	4
	San Francisco	4
	UCLA	4
8.	Stanford	3
9.	Michigan State	2
	North Carolina	2
	UConn	2

SCHOOLS WITH THE MOST NCAA FINAL FOUR APPEARANCES

Rk.	Schools	No.
1.	Indiana	21
2.	Saint Louis	16
3.	Maryland	14
	UCLA	14
5.	Virginia	13
6.	Clemson	10
7.	North Carolina	9
8.	Hartwick	7
	Michigan State	7
	San Francisco	7
	Stanford	7

MOST NCAA TOURNAMENT WINS

Rk.	Schools	No.
1.	Indiana	97
2.	UCLA	75
3.	Saint Louis	71
4.	Virginia	67
5.	Clemson	63
6.	Maryland	60
7.	UConn	41
8.	North Carolina	40
9.	San Francisco	37
	SMU	37

SCHOOLS WITH THE MOST NCAA TOURNAMENT APPEARANCES

Rk.	Schools	No.
1.	Saint Louis	50
2.	UCLA	47
	Indiana	47
4.	Virginia	42
5.	Maryland	40
6.	UConn	36
	Clemson	36
8.	Penn State	35
9.	SMU	34
10.	San Francisco	31

CLEMSON'S RECORD BY ROUND

Rd. of 48:	1-0-1
Rd. of 32:	16-2-1
Rd. of 24:	12-3-0
Rd. of 16:	17-11-1
Rd. of 8:	8-6-3
Semifinal:	4-4-2
Championship:	4-2-0
Consolation matches:	1-1-0

Overall Record: 63-29-8


CLEMSON'S RECORD BY SITE

Home:	44-12-2
Away:	13-10-3
Neutral:	7-7-3


Overall Record: 63-29-8

NCAA TOURNAMENT RESULTS


Date	Site	Region	W-L	Score	Opponent	Clemson Scorers
1972						
11-20-72	H	R24	W	3-2	West Virginia	Abadi 2, Kammoun
11-28-72	A	R16	L	0-4	Howard	
1973						
11-25-73	H	R24	W	7-0	James Madison	Abadi 2, Ford 3, Watson, Kammoun
12-2-73	H	R16	W	1-0	South Florida (4OT)	Abadi
12-9-73	H	R8	W	1-0	Pennsylvania	Ford
1-2-74	N ¹	R4	L	1-2	UCLA (2OT)	Ford
1974						
11-17-74	H	R24	W	3-2	Navy	Phillips 2, Royce
11-23-74	A	R16	L	0-1	Howard	
1975						
11-16-75	H	R24	W	3-0	South Florida	Ogunjobi 2, Ogbueze
11-26-75	A	R16	L	1-3	Howard	Popoola
1976						
11-16-76	H	R24	W	8-0	James Madison	C. Nwokocha 4, Ilodigwe 2, Ariri, Watson
11-20-76	H	R16	W	3-1	Howard	Ilodigwe, Ogunsuyi, Smith
11-28-76	A	R8	W	3-2	Philadelphia Textile	Ogbueze 2, Popoola
12-4-76	N	R4	L	0-1	San Francisco	
12-5-76	N ^{2*}		L	3-4	Hartwick	Popoola 2, Ilodigwe
1977						
11-13-77	H	R24	W	4-0	George Washington	Egede 2, C. Nwokocha, Kamaruddin
11-20-77	H	R16	W	3-1	Appalachian State	Ogunjobi, Popoola, Ogunsuyi
11-26-77	H	R8	L	1-2	Brown	Popoola
1978						
11-10-78	H	R24	W	4-0	American	C. Nwokocha 2, Popoola Ogunjobi
11-19-78	H	R16	W	2-1	Appalachian St. (1OT)	Ogunsuyi, Popoola
11-25-78	A	R8	W	4-0	St. Francis (NY)	Ogunsuyi 2, Popoola 2
12-9-78	N ³	R4	L	1-2	San Francisco	Popoola
12-10-78	N ^{3*}		W	6-2	Philadelphia Textile	C. Nwokocha 3, Popoola, Egede, Headlam
1979						
11-25-79	H	R16	W	1-0	South Carolina	Ariri
12-2-79	H	R8	W	1-0	American	Ariri
12-8-79	N ³	R4	W	4-1	Columbia	Ariri 2, N. Nwokocha, Chika
12-9-79	N ³	R2	L	2-3	SIU-Edwardsville	N. Nwokocha, Ariri
1981						
11-18-81	H	R24	W	3-1	N.C. State	N.Nwokocha, Amatasiro, Igwebuike
11-22-81	H	R16	L	1-2	Alabama A&M (3OT)	N.Nwokocha
1982						
11-17-82	H	R24	W	2-0	Alabama A&M	C.Nash, Ebunam
11-20-82	A	R16	L	1-2	Duke (PK)	C.Nash
1983						
11-16-83	H	R24	L	0-1	Alabama A&M	
1984						
11-18-84	A	R24	W	2-1	N.C. State	Conner, Murray
11-25-84	H	R16	W	3-1	Alabama A&M	Amatasiro, Murray, Eichmann
12-1-84	A	R8	W	1-0	Virginia	Conner
12-9-84	A	R4	W	4-1	UCLA	Otorubio, Landgren, Conner, Murray
12-16-84	N ⁴	R2	W	2-1	Indiana	Conner, Lee
1985						
11-17-85	H	R24	W	5-2	N.C. State	Murray 2, Conner 2, Fenton
11-24-85	H	R16	L	0-1	So. Carolina (PK)	



Adubarie Otorubio scored Clemson's first goal against UCLA in the 1984 national semifinals.



Paul Rutenis scored one of Clemson's two goals against San Diego State in the 1987 National Championship match.



Pearse Tormey scored two goals in Clemson's 4-1 win over North Carolina in the 1987 Final Four.

NCAA TOURNAMENT RESULTS

							1987
11-15-87	A	R24	W	2-1	Evansville		Tormey, Murray
11-22-87	A	R16	W	2-1	Indiana		Najjar, Murray
11-29-87	A	R8	W	3-2	Rutgers		Murray 2, Boonstoppel
12-5-87	H	R4	W	4-1	North Carolina		Tormey 2, Veghte, Murray
12-6-87	H	R2	W	2-0	San Diego State		Rutenis, Richmond
							1990
11-11-90	H	R24	L	0-3	South Carolina		
							1991
11-17-91	A	R24	L	1-3	N.C. State		Guthrie
							1993
11-14-93	H	R32	W	2-0	UNC-Greensboro		Harris, I. Baba
11-21-93	H	R16	L	2-3	South Carolina		Harris 2
							1995
11-18-95	H	R32	W	2-0	College of Charleston		I. Baba 2
11-26-95	A	R16	L	1-3	Southern Methodist		Care
							1997
11-23-97	H	R32	W	5-0	UNC-Charlotte		Lisi (2), Wilson, Krakowiak, Williams
11-30-97	A	R16	W	1-0	South Carolina (OT)		Cavanaugh
12-6-97	A	R8	L	1-2	UCLA		Wilson
							1998
11-22-98	H	R32	W	5-0 (1)	Lafayette		Krakowiak (3) Bower, Cavanagh
11-29-98	H	R16	W	1-0	William & Mary		Bower
12-6-98	H	R8	L	1-2	Indiana	(8)	Krakowiak
							2000
11-19-00	H	R32	W	3-2 (2)	Furman		Lisi, Rhyne, Lewis
11-26-00	H	R16	L	1-2	Connecticut (OT)		Lisi
							2001
11-25-01	H	R32	W	1-0 (5)	Kentucky (3OT)		Cutler
12-2-01	H	R16	W	3-2	Ala.-Birmingham (OT)		Rivera, Onyewu (2)
12-9-01	A	R8	L	0-2	Indiana	(4)	
							2002
11-27-02	H	R32	W	1-1	Coastal Car. (PK)		Rhyne
11-30-02	A	R16	W	2-1	Wake Forest	(1)	Branan (2)
12-7-02	A	R8	L	0-2	Stanford		
							2003
11-21-03	A	R32	T	3-3	Virginia Tech (PK)		Cutler, Moore, Souders
							2005
11-18-05	H	R48	W	2-0	Coastal Carolina		Richards, Quintanar
11-22-05	A	R32	W	3-0	N.C. State	(14)	Richards, Quintanar, Poe
11-27-05	H	R16	W	1-0	Notre Dame		Richards
12-2-05	H	R8	W	1-0	Creighton		Roberts
12-9-05	N ⁵	R4	L	1-2	New Mexico	(2)	Richards
							2006
11-16-06	H	R32	W	3-1	Gardner-Webb		Richards, Moore, Moojen
11-19-06	A	R16	L	0-3	UCLA		
							2013
11-21-13	A	R48	T	1-1	Elon (OT)		Moreno
							2014
11-24-14	H	R32	W	2-1	Coastal Carolina		Clowes, Campos
11-30-14	H	R16	L	1-2	North Carolina		Fisher
							2015
11-22-15	H	R32	W	5-2	Elon		Mafi, Casner (2), Chinchilla, Moreno
11-29-15	H	R16	W	3-2	UC Santa Barbara		Jones, Campos, Murphy
12-4-15	H	R8	T	1-1	Maryland		Jones
12-11-15	N ⁶	R4	T	0-0	Syracuse		None
12-13-15	N ⁶	R2	L	0-4	Stanford		None

NCAA TOURNAMENT RESULTS

2016						
11-20-16	H	R32	W	2-1	South Carolina	Happi (2)
11-27-16	H	R16	W	3-1	Albany	Bernikel (2), Happi
12-2-16	H	R8	L	1-0	Denver	None
2017						
11-19-17	H	R32	L	1-3	Coastal Carolina	Wright
2019						
11-24-19	H	R32	W	2-1 (OT)	Charlotte	Robinson, Barber
12-1-19	H	R16	W	2-1 (OT)	Providence	Robinson (2)
12-6-19	H	R8	T	1-1	Stanford	Seye // Stanford advances, 5-4 on PKs.
2020						
5-2-21	N ⁷	R32	W	2-1	American	Seye, Brighton
5-6-21	N ⁵	R16	T	1-1	Marshall	Johnson // Marshall advances, 7-6, on PKs.
2021						
11-21-21	H	R32	W	1-0 (2OT)	Denver	Agren
11-28-21	H	R16	W	2-1	Kentucky	C. Johnson, Gomez
12-4-21	A	R8	T	1-1	Oregon State	Fernandez-Salvador // Clemson advances, 4-3 on PKs
12-10-21	N	R4	T	1-1	Notre Dame	Fernandez-Salvador // Clemson advances 5-3 on PKs
12-12-21	N	R2	W	2-0	Washington	Reid (2)
2022						
11-20-22	H	R32	L	1-2	UCLA	Diop
2023						
11-19-23	H	R32	W	3-0	Charlotte	Sylla, Parrish, Duquenne
11-26-23	A	R16	W	1-0	New Hampshire	Sylla
12-2-23	H	R8	W	2-0	Stanford	Trimnal, Gibert
12-8-23	N ⁸	R4	W	1-0	West Virginia	Smart
12-11-23	N ⁸	R2	W	2-1	Notre Dame	Parrish, Sylla

- N¹ - Miami, FL
- N² - Philadelphia, PA
- N³ - Tampa, FL
- N⁴ - Seattle, WA
- N⁵ - Cary, NC
- N⁶ - Kansas City, KS
- N⁷ - Winston-Salem, N.C.
- N⁸ - Louisville, Ky.

Clemson Wins over #1 Ranked Teams

When Clemson defeated Pittsburgh in men's soccer on April 17, 2021, it marked the eleventh time in history that Clemson had upset the nation's top ranked team in men's soccer. It was the 38th time Clemson has done it in all sports combined. The soccer team's 11 upsets of number-one is second in Clemson sports history to the baseball program's 17 wins over number-one. Clemson has also defeated number-one in men's basketball, men's tennis, women's basketball and women's soccer. Men's soccer has defeated the nation's No. 1 team in nine different seasons.

Clemson defeated number-one Wake Forest 2-1 in overtime in the NCAA Tournament on November 30, 2002 in Winston-Salem, NC.

The Tigers also defeated a #1 Virginia team, 2-1 at Virginia on a goal with just one second left by Jimmy Glenn. That is the latest game-winning regulation goal in Clemson history in any match.

The 2002 win over Wake Forest was the third time Clemson has beaten the number-one team in the NCAA soccer Tournament. It also took place in 1984 when Clemson beat a number-one Alabama A&M team 3-1 in the second round in a game played at Clemson. Clemson also defeated a number-one Indiana team in the second round of the 1987 tournament.

Clemson's 2-1 win over Pittsburgh on Nov. 22, 2020, secured the program its 15th ACC Championship. It also meant that the 2020-21 season was the first in program history with multiple wins against No. 1.

Clemson wins over Number-one Ranked Teams

Sport	Date	Site	Opponent	Score
Men's Soccer	10-23-77	Clemson, S.C.	St. Louis	3-1
Men's Soccer	9-19-82	Edwardsville, Ill.	SIU-Edwardsville	2-1
Men's Soccer	11-25-84	Clemson, S.C.	Alabama A&M	3-1
Men's Soccer	11-22-87	Bloomington, Ind.	Indiana	2-1
Men's Soccer	10-10-93	Charlottesville, Va.	Virginia	2-1
Men's Soccer	11-30-02	Winston-Salem, N.C.	W. Forest	2-1 (OT)
Men's Soccer	9-8-06	Clemson, S.C.	Maryland	2-1
Men's Soccer	10-28-11	Clemson, S.C.	Maryland	2-1
Men's Soccer	10-13-20	Clemson, S.C.	Wake Forest	2-1
Men's Soccer	11-22-20	Cary, N.C.	Pittsburgh	2-1
Men's Soccer	4-17-21	Clemson, S.C.	Pittsburgh	2-0

2021 NATIONAL CHAMPIONSHIP RUN

Clemson Knocks Off No. 1 Oregon State in Penalties to Advance to College Cup

Corvallis, Ore. -- The Clemson men’s soccer team advanced to its ninth college cup with a comeback victory against No. 1 Oregon State (14-2-4) that took penalties to decide. George Marks made two penalty saves, and his save on the Beavers’ fifth attempt ultimately sent Clemson to Cary for the semifinal. Each Tiger that stepped to the penalty spot made his attempt.

With just six minutes left in the match, the Tigers seemed to be destined for a season-ending defeat, but Oskar Ågren drew a penalty which Pipe Fernandez buried into the back of the net, sending Clemson to its second overtime match of the NCAA Tournament.

After a steady Oregon State attack in the first 30 minutes of the match, the Beavers got on the board when a corner kick found the head of Sofiane Djeflal. There was controversy as to whether or not George Marks stopped the ball before it crossed the goal line, but the effort was ruled a goal.

Clemson gathered some momentum in its pursuit of an equalizer. A few set pieces provided opportunities for the Tigers to get the game’s second goal, but they were unable to convert. Notably, a free kick just inches outside the penalty area was blocked by the wall, and the Tigers went into the second half still searching for a shot on target. Oregon State earned six corners to Clemson’s three in the first frame.

The Tigers continued pushing in the second half to find the equalizer. Clemson seized its best opportunity of the match in the 85th minute as senior Oskar Ågren drew a foul in the Oregon State penalty box. Senior midfielder Luis Felipe Fernandez-Salvador calmly walked up to the spot and crushed the ball into the upper left corner of the net to push the Tigers to overtime.

Freshman Tim Ströbeck took a dangerous shot on goal in the final minute of the first overtime and 100th minute of the match, but Beaver goalkeeper Adrian Fernandez came up with the save to push the Elite Eight battle to double overtime.

The final 10 minutes were not enough for either team to score and the Tigers and Beavers went to penalty kicks.

Senior goalkeeper George Marks shined yet again in the net, coming up huge for the Tigers and saving two of the Beaver’s penalty kicks while Isaiah Reid, Oskar Ågren, Hamady Diop and Justin Malou were all perfect from the penalty spot. Both of Marks’s saves came on diving efforts to the senior keeper’s right-hand side.

“Incredibly happy and proud of the team,” says Head Coach Mike Noonan. “Oregon State is a quality team that was deserving of the #1 ranking. We got stronger as the game went on, and I felt it fitting that we prevailed to advance. We spoke all week about doing something very hard. Trust, belief in each other and hard work carried the Tigers tonight. We couldn’t be happier to represent Clemson and the ACC in this year’s College Cup.”

Up next, Clemson will head to the College cup for the ninth time in school history and take on ACC foe Notre Dame in the NCAA Tournament semifinal on December 10. The match will be broadcast on ESPNU and will kickoff at either 6 p.m. or 8:30 p.m.



2021 NATIONAL CHAMPIONSHIP RUN

Marks Comes Up Big, Malou Closes it Out as Tigers Advance to National Championship Game

CARY, N.C. -- After a penalty kick save by goalkeeper George Marks, Justin Malou placed a penalty perfectly into the right-hand side of the net, sending the Tigers to their fifth National Championship Game in program history. No. 8 Clemson (15-5-2) and No. 4 Notre Dame (14-5-5) were tied 1-1 after 110 hard fought minutes, and Clemson came out on top of the penalty shootout for the second-straight game by a score of 5-3.

After the first three penalty takers for both teams made their attempts, Marks again played hero, propelling himself to his right to stop a well-taken penalty. Malou walked calmly and confidently to the spot and slotted his game-winning kick beautifully into the side-netting.

Notre Dame threatened early when a long-distance shot struck the crossbar, but ultimately stayed out of the net. It was the Tigers who struck first when Pipe Fernandez took a touch to his right and hit a brilliant shot that banged off the underside of the crossbar and over the goal line to give Clemson the first lead of the game.

The lead however was short-lived as a dangerous Notre Dame attack resulted in a penalty kick, which was calmly slotted into the right-hand side of the net, tying the game at one apiece in the 21st minute. Both defenses held steady for the remainder of the half. The Irish outshot the Tigers 4-3 and earned two corners to Clemson's zero.

Clemson came out of halftime committed to possession, but were unable to create any clear-cut chances in the first ten minutes of the half. Notre Dame created a turnover in dangerous territory with just over 20 minutes remaining, but the resulting shot rolled just wide of the frame.

The Tigers responded with two chances of their own when a Brandon Parrish cross found Mohamed Seye's head on the back post, but the Spanish native was unable to beat the keeper. Moments later, Callum Johnson found space at the top of the box, but his shot was also saved.

With just two minutes left in regulation, a very dangerous Irish cross found a head, but bounced over and wide of George Marks's net, and the two teams headed to overtime. The Clemson defense held strong in two overtime periods, sending the match to a shootout.

The Tigers and Fighting Irish went back and forth for the first three shots with successful attempts from John Martin, Luis Felipe Fernandez-Salvador and Oskar Ägren. Hamady Diop made the first attempt of the fourth frame before, once again, the senior captain Marks shined on the biggest stage in college soccer as he dove to his right side and saved the Fighting Irish's fourth penalty, before Malou's goal pushed Clemson over the edge and into the National Championship match.

Up next, Clemson will play the winner of No. 2 Washington vs. No. 3 Georgetown, which kicked off at WakeMed Soccer Park at 8:30 for the NCAA Division I National Championship. The Championship match will be televised on ESPN and will kick off at 2 p.m. on Sunday, Dec. 12



2021 NATIONAL CHAMPIONSHIP RUN

CLEMSON WINS 2021 MEN'S SOCCER NATIONAL CHAMPIONSHIP

CARY, N.C. -- Junior forward Isaiah Reid's goal just 27 seconds into the College Cup final proved decisive as the Clemson Tigers upended No. 2 Washington, 2-0, to win the 2021 Men's Soccer National Championship. The victory marked the Tigers' third national title, joining the 1984 and 1987 teams, and the first under Head Coach Mike Noonan.

Several thousand Clemson fans, who made the four-hour trek to WakeMed Soccer park in Cary, N.C., shouted out the final ten seconds, as the club piled upon one another. Clemson knocked off the No. 1, No. 2 and No. 4, No. 9 and overall seeds on its tournament run.

The title was the seventh team National Championship in Clemson Athletics history, joining football (1981, 2016, 2018), men's golf (2003). Clemson is the only program in the country with three or more national championships in both men's soccer and football.

Reid, a Rock Hill, S.C. native, named the College Cup Offensive Most Outstanding Player, scored both Clemson goals in helping the Tigers to the historic 2-0 victory.

Reid's early stunner came when an Oskar Ågren clearance forced the Washington goalkeeper, Sam Fowler, to make a decision. Fowler came out to play a high bounce outside the box and missed in his effort to clear the ball, leaving Reid in on an empty goal. Reid took one touch and buried it in the open net for his eighth goal of the season.

Reid's first-half scoring wasn't done, as a brilliant cross off the left foot of senior Charlie Asensio found Reid about 12 yards from the goal. The junior forward lofted a header over the keeper, who watched helplessly as the ball sailed into the top left corner, doubling the Tigers lead and giving Reid the team-high in goals on the season with nine.

The second half was controlled beautifully by the Tigers, and George Marks, who was later named the Defensive MVP of the College Cup, organized the Tigers in the back end. He saved both of his chances on the day in picking up the clean sheet, his ninth of the season.

The Tigers managed just four shots in the game, but made them count, as two of them found the back of the net. Washington managed nine shots, with two finding the frame.

The Tigers are set to return to Clemson on Sunday night.



Clemson Downs Stanford to Advance to 10th College Cup

Clemson, S.C. – Behind a dominant performance from the offense and in front of an electric crowd, Clemson men’s soccer punched their ticket to the 2023 College Cup on Saturday night, downing Stanford 2-0 in front of a sold-out Historic Riggs Field.

The Tigers have now reached the College Cup for the 10th time in school history and second time in three years. The win also marked the first-ever win over future ACC member Stanford, and allowed the Tigers to avenge 2019 heartbreak, when Stanford advanced to the College Cup from Historic Riggs Field, defeating Clemson in PKs.

The Tigers put pressure on Stanford immediately, getting two corners early. On the third corner, Joran Gerbet sent a perfect ball into the box and Gael Gibert got a head on it and flicked it into the far corner to give the Tigers a 1-0 lead in the 7’.

Clemson continued to push the pace of the game, out-shooting Stanford 6-0 in the first half. In the 37’, Arthur Duquenne corralled a break, took a shot that was saved by the Stanford keeper, but Tyler Trimnal was there to recover the ricochet and send it in to double Clemson’s lead.

The Tigers continued to control the game in the second half, keeping Stanford without a shot until the 54’. Neither team found the back of the net in the second half, but Joseph Andema made two key saves to preserve the shut-out.

Clemson now has outscored opponents 6-0 in three NCAA Tournament games this season.

Up next – Clemson will travel to Louisville, Ky., to face West Virginia in the 2023 College Cup semifinals. The Tigers join fellow ACC member Notre Dame, as well as Oregon State in Louisville.

Men’s Soccer to Play for NCAA Title After 1-0 Win over No. 5 West Virginia

LOUISVILLE – Ninth-seeded Clemson advanced to the National Championship match with a 1-0 shutout over No. 5 West Virginia (17-3-4) in the College Cup semifinal at Lynn Family Stadium in Louisville, Ky. Kickoff for the final is scheduled for Monday at 6 p.m. and will be shown on ESPNU against either Notre Dame or Oregon State. Shawn Smart’s second goal of the season, an incredible strike in the 37th minute, was all the Tigers would need in picking up the victory.

The Tigers (14-3-5) will advance to play in their sixth National Championship match in school history, the most recent a 2-0 victory over Washington in 2021. Clemson has claimed three titles in its history, including the 1984 and 1987 championships, and has appeared in three title games since 2015.

Clemson put five shots on goal, and surrendered just two all night against the Mountaineers in the teams’ first meeting since 1974. Joseph Andema earned the shutout, his fourth of the NCAA Tournament and tenth on the season.

Shawn Smart got the Tigers on the board in the 37th minute with a wicked right foot on a give-and-go with Mohamed Seye. Smart controlled a ball in the middle of the field and played a high ball in to Seye, who headed it back to Smart. Smart got his right foot on it and sent it near-side with pace past WVU keeper Jackson Lee.

West Virginia had a chance for the equalizer in the 58th minute as Marcus Caldeira sent a rocket from long, but the ball sailed just high above Andema’s outstretched hand.

Alex Meinhard gave the Tigers a chance to double the lead in the 65th minute as he dribbled to the left side of the box and let a shot go that Lee saved with his left foot. Trimnal had another chance in the 84th that Lee again kept out of net. However, Smart’s goal would stand as the Tiger defense was up to the challenge.

2023 NATIONAL CHAMPIONSHIP RUN

@ClemsonMSoccer

CLEMSON UNITED WINS FOURTH NATIONAL CHAMPIONSHIP

Louisville, Ky. – Behind goals from Brandon Parrish and Ousmane Sylla, Clemson men’s soccer won its fourth NCAA Championship on Monday night, downing ACC-foe Notre Dame, 2-1. Clemson’s four team championships are the most by any program at Clemson.

Notre Dame was the first to get a good look in the game in the 8’, but Joseph Andema made a diving stop to keep the Fighting Irish off the board. The Tigers had back-to-back corner kick opportunities in the 13’, but could not find the back of the net.

Clemson had another corner opportunity in the 15’, but again couldn’t get a good look on goal. Following the Tigers’ fifth corner of the first half, Brandon Parrish broke the 0-0 tie with a rocket to the top right corner. The corner was cleared by a Notre Dame defender, who sent it right to Parrish, who fired from outside the top of the box for his fourth goal of the season.

Notre Dame had two close looks following the Clemson goal, but Andema made his second save of the night and another Fighting Irish shot went just wide to keep the Tigers’ lead in tact.

In the 38’, Mohamed Seye narrowly missed doubling the Tigers’ lead on a pass from Alex Meinhard. Notre Dame put pressure on the Tigers for the remaining five minutes of the half, but the Tigers were able to take the 1-0 lead into the locker rooms.

Notre Dame had three good chances to start the second half, as the Fighting Iris ramped up the offensive pressure against the Tigers. In the 56’, Notre Dame had its’ best look of the night, with a shot by Paddy Burns hitting the crossbar. The Fighting Irish continue to pressure the Tigers, this time getting a shot off in the 58’ that Parrish saved from going in the net.

In the 63’, Notre Dame’s Bryce Boneau managed to get around the Clemson defense and have a good look at the goal, but missed just left. Five minutes later, the Tigers finally got another good look, with Remi Okunlola taking a pass from Ousmane Sylla and sending it to the lower right corner, but it was saved by ND.

Sylla netted his 13th goal of the season in the 70’, after sending a pass out wide to Minehard. Minehard crossed it back to Sylla, who fired it past the diving keeper to give the Tigers’ the 2-0 lead.

Notre Dame had a chance to cut into the lead in the 83’, but KK Baffour’s shot was wide right. In the 89’, Notre Dame used a penalty kick off of a handball in the box to finally break through and become the first team in the NCAA Tournament to score a goal against the Tigers.

With the win, Clemson joins Maryland, UCLA, and San Francisco as men’s soccer programs with four national championships.

Brandon Parrish, Shawn Smart, Alex Meinhard, and Joseph Andema were all named all-tournament team, while Pape Mar Boye was named the most outstanding defensive player and Ousmane Sylla was named the most outstanding offensive player.



TIGERS IN THE POLLS

The following is Clemson's rank in the weekly ISAA poll. Both the NSCAA and Soccer America polls are given beginning in 1980, the first year for the Soccer America poll.

Date NSCAA Record

1972

Oct. 17	20	6-0-1
Oct. 24	14	8-0-1
Oct. 31	13	10-0-1
Nov. 7	13	11-0-1
Nov. 14	11	13-0-1

1973

Preseason	T8	
Sept. 25	7	2-0
Oct. 2	5	3-0
Oct. 9	7	5-0
Oct. 16	5	6-0
Oct. 23	5	8-0
Oct. 30	6	9-0
Nov. 6	4	11-0
Nov. 13	4	13-0

1974

Preseason	4	
Sept. 24	3	1-0
Oct. 1	3	4-0
Oct. 8	7	5-1
Oct. 15	6	6-1
Oct. 22	5	8-1
Oct. 29	6	9-2
Nov. 5	6	10-2
Nov. 12	6	11-2

1975

Preseason	7	
Sept. 16	2	2-0
Sept. 23	1	2-0
Sept. 30	1	4-0
Oct. 7	1	5-0
Oct. 14	3	6-1
Oct. 21	2	8-1
Oct. 28	2	9-1
Nov. 4	1	10-1
Nov. 11	1	12-1

1976

Preseason	2	
Sept. 21	3	2-0
Sept. 28	3	3-0

Oct. 5	1	5-0
Oct. 12	1	7-0
Oct. 19	1	9-0
Oct. 26	1	10-0
Nov. 2	1	12-0
Nov. 9	1	14-0-1
Dec. 7	4	18-2-1

1977

Preseason	5	
Sept. 27	4	4-0
Oct. 4	2	6-0
Oct. 11	2	8-0
Oct. 18	2	10-0
Oct. 25	2	11-0
Nov. 1	1	12-0
Nov. 8	1	14-0
Dec. 20	4	16-1

1978

Preseason	5	
Sept. 19	4	4-0
Sept. 26	4	5-0
Oct. 3	4	7-0
Oct. 10	2	9-0
Oct. 17	2	11-0
Oct. 24	3	11-0-1
Oct. 31	3	12-0-1
Nov. 7	3	14-0-1
Nov. 14	3	15-0-1
Nov. 21	3	16-0-1
Nov. 28	3	17-0-1
Dec. 5	3	17-0-1
Dec. 12	3	18-1-1

1979

Preseason	3	
Sept. 18	3	2-0
Sept. 25	3	3-0
Oct. 2	3	4-0
Oct. 9	7	6-1
Oct. 16	7	7-1
Oct. 23	6	9-1
Oct. 30	6	10-1-1
Nov. 6	6	12-1-1
Nov. 13	7	13-1-1
Nov. 20	6	13-1-1
Nov. 27	5	14-1-1
Dec. 4	3	15-1-1
Dec. 11	3	16-2-1

Date NSCAA SA Rec.

1980

Preseason	1	2	
Sept. 9	NP	1	1-0
Sept. 16	1	1	2-0
Sept. 23	1	1	4-0
Sept. 30	17	4	5-1
Oct. 7	NR	T9	5-2-1
Oct. 14	NR	9	7-2-1
Oct. 21	18	T11	7-2-2

1981

Preseason	NR	11	
Sept. 15	5	9	4-0
Sept. 22	3	5	5-0
Sept. 29	3	4	6-0
Oct. 6	5	6	6-1
Oct. 13	4	3	7-1
Oct. 20	4	3	9-1
Oct. 27	4	2	11-1
Nov. 3	3	2	13-1
Nov. 10	2	2	16-1
Nov. 17	2	2	17-1
Nov. 24	NP	5	18-2
Dec. 1	NP	5	18-2
Dec. 8	8	5	18-2

1982

Preseason	7	12	
Sept. 14	2	5	3-0
Sept. 21	1	1	5-0
Sept. 28	6	5	5-1
Oct. 5	6	5	7-1
Oct. 12	5	5	9-1
Oct. 19	4	5	11-1
Oct. 26	5	5	12-1-1
Nov. 2	7	6	14-1-1
Nov. 9	4	4	16-1-1
Nov. 16	7	3	17-1-1
Nov. 23	7	3	18-2-1

1983

Preseason	8	11	
Sept. 13	10	NP	3-0
Sept. 20	3	4	5-0
Sept. 27	2	3	6-0-1
Oct. 4	2	2	8-0-1
Oct. 11	2	2	10-0-1
Oct. 18	2	2	12-0-1
Oct. 25	2	2	14-0-1
Nov. 1	2	3	15-0-2
Nov. 8	6	7	16-1-2
Nov. 15	10	11	16-2-2

Nov. 22	12	18	16-3-2
Nov. 29	11	18	16-3-2
Dec. 13	11	18	16-3-2

1984

Preseason	11	5	
Sept. 11	18	10	2-2
Sept. 18	16	12	4-2
Oct. 16	19	NR	10-3
Oct. 23	18	NR	13-3
Oct. 30	16	NR	15-3
Nov. 6	16	NR	16-4
Nov. 13	9	9	17-4

1985

Preseason	1	11	
Sept. 10	1	5	2-0-1
Sept. 17	1	5	4-0-1
Sept. 24	1	5	6-0-1
Oct. 1	1	3	8-0-1
Oct. 8	1	2	10-0-1
Oct. 15	1	1	12-0-1
Oct. 22	1	1	14-0-1
Oct. 29	1	1	16-0-1
Nov. 5	3	1	17-1-1
Nov. 12	4	3	18-2-2

1986

Preseason	6	1	
Sept. 9	4	2	1-0-1
Sept. 16	4	1	3-0-1
Sept. 23	5	1	5-0-2
Sept. 30	16	8	6-1-2
Oct. 7	19	12	7-2-2
Oct. 14	19	12	8-3-2
Oct. 21	18	15	9-4-2
Oct. 28	19	NR	10-5-2
Nov. 11	19	18	12-6-2

1987

Preseason	20	NR	
Oct. 6	NR	16	8-2
Oct. 13	10	8	10-2
Oct. 20	10	8	11-2-1
Oct. 27	12	10	12-3-1
Nov. 3	12	8	13-4-1
Nov. 10	NR	16	13-5-2

1988

Preseason	7	3	
Sept. 6	NP	3	2-0
Sept. 13	3	4	4-0

TIGER ALL-AMERICANS

HERMANN TROPHY WINNERS

- 1987 Bruce Murray
- 1998 Wojtek Krakowiak
- 2019 Robbie Robinson
- 2023 Ousmane Sylla

HERMANN TROPHY FINALIST

- 1987 Bruce Murray
- 1993 Jimmy Glenn
- 1994 Wolde Harris
- 1995 Wolde Harris
- 1997 Matt Jordan
- 1998 Wojtek Krakowiak
- 2001 Oguchi Onyewu
- 2006 Dane Richards
- 2019 Robbie Robinson
- 2021 Oskar Agren
- 2023 Ousmane Sylla

HERMANN TROPHY SEMIFINALISTS

- 1987 Bruce Murray
- 1993 Jimmy Glenn
- 1994 Wolde Harris
- 1995 Wolde Harris
- 1997 Matt Jordan
- 1998 Wojtek Krakowiak
- 2001 Oguchi Onyewu
- 2006 Dane Richards
- 2015 Paul Clowes
- Kyle Fisher
- 2019 Philip Mayaka
- Robbie Robinson
- 2021 Oskar Agren
- 2023 Ousmane Sylla

MISSOURI AWARD FINALISTS

- 1986 Eric Eichman (5th)
- 1987 Bruce Murray (2nd)
- 1993 Jimmy Glenn (4th)
- 1995 Imad Baba (5th)
- Miles Joseph (8th)
- 1997 Matt Jordan

SOCCER AMERICA NATIONAL

PLAYER-OF-THE-YEAR

- 1998 Wojtek Krakowiak

SOCCER TIMES NATIONAL

PLAYER-OF-THE-YEAR

- 1998 Wojtek Krakowiak

COLLEGE SOCCER WEEKLY

NATIONAL PLAYER-OF-THE-YEAR

- 1998 Wojtek Krakowiak

NSCAA COACH OF THE YEAR

- 2015 Mike Noonan
- 2021 Mike Noonan

NSCAA GOALKEEPER OF THE YEAR

- 1983 Jamie Swanner

NSCAA PLAYER-OF-THE-YEAR

- 1987 Bruce Murray

UNITED SOCCER COACHES/NSCAA

ALL-AMERICANS

(44 TOTAL HONORS // 37 INDIVIDUALS)

- 1968 Mark Rubich (*HM)
- 1972 Nabeel Kammoun (*HM)
- 1973 Henry Abadi (1st)
- 1973 Clyde Browne (3rd)
- 1974 Clyde Browne (*HM)
- 1978 Christian Nwokocha (*HM)
- 1979 Nnamdi Nwokocha (1st)
- 1981 Nnamdi Nwokocha (3rd)
- 1982 Mo Tinsley (3rd)
- Adubarie Otorubio (1st)
- 1983 Adubarie Otorubio (2nd)
- Jamie Swanner (1st)
- 1984 Adubarie Otorubio (1st)
- 1985 Bruce Murray (1st)
- Eric Eichmann (1st)
- Gary Conner (2nd)
- 1986 Eric Eichmann (3rd)
- 1987 Bruce Murray (1st)
- Paul Rutenis (1st)
- 1989 Pearse Tormey (2nd)
- 1990 Pearse Tormey (3rd)
- Jimmy Glenn (2nd)
- 1991 Andy Pujats (2nd)
- 1993 Jimmy Glenn (1st)
- 1995 Wolde Harris (2nd)
- Dana Quick (2nd)
- 1996 Danny Care (3rd)
- 1997 Matt Jordan (1st)
- 1998 Wojtek Krakowiak (1st)
- 2000 Mark Lisi (1st)
- Mike Potempa (2nd)
- 2001 Oguchi Onyewu (2nd)
- 2002 Doug Warren (1st)
- Dimelon Westfield (2nd)
- 2005 Phil Marfuggi (2nd)
- Nathan Sturgis (3rd)
- 2006 Dane Richards (2nd)
- 2013 Thomas McNamara (2nd)
- 2015 Kyle Fisher (1st)
- Paul Clowes (2nd)
- Andrew Tarbell (2nd)
- T.J. Casner (3rd)
- 2019 Robbie Robinson (1st)
- Philip Mayaka (2nd)
- Kimarni Smith (2nd)
- Malick Mbaye (3rd)
- 2021 Oskar Agren (2nd)
- 2023 Ousmane Sylla (1st)

* - HM distinction does not count in All-American totals for the program.

SOCCER AMERICA MVPS

(ALL-AMERICANS)

- 1978 Damian Ogunsuyi
- 1981 Nnamdi Nwokocha
- 1983 Adubarie Otorubio
- Jamie Swanner
- 1985 Eric Eichmann
- Bruce Murray
- 1987 Bruce Murray
- 1993 Jimmy Glenn
- 1998 Wojtek Krakowiak
- 2000 Mark Lisi
- 2001 Oguchi Onyewu
- 2005 Nathan Sturgis
- Phil Marfuggi
- 2019 Robbie Robinson (1st)
- Philip Mayaka (2nd)
- Kimarni Smith (2nd)
- Malick Mbaye (3rd)

SOCCER AMERICA

ROOKIE-OF-THE-YEAR

- 1984 Bruce Murray

SOCCER AMERICA FRESHMEN

ALL-AMERICANS

- 1987 Joey Feinberg
- 1990 Andres Alos
- 1990 Jimmy Glenn
- 1992 Jamahl Green
- 1996 Paul Stalteri
- 2000 Oguchi Onyewu
- 2006 Greg Eckhardt, 2nd Team
- 2010 Cody Mizell
- 2011 Brynjar Benediktsson (2nd)

COLLEGE SOCCER NEWS

ALL-AMERICANS

- 2000 Mark Lisi
- 2001 Oguchi Onyewu (2nd)
- 2002 Dimelon Westfield
- 2005 Nathan Sturgis (2nd)
- Phil Marfuggi (3rd)
- 2006 Dane Richards (2nd)
- 2013 Thomas McNamara
- 2019 Robbie Robinson (1st)
- Malick Mbaye (1st)
- Kimarni Smith (3rd)
- 2020 Kimarni Smith (1st)
- 2021 Oskar Agren (1st)

COLLEGE SOCCER NEWS

ALL-FRESHMAN TEAM

- 2015 Patrick Bunk-Andersen (2nd)
- 2016 Malick Mbaye (1st)

TIGER ALL-AMERICANS

- Tanner Dieterich (3rd)
- 2018 Charlie Asensio (3rd)
- 2019 Philip Mayaka (1st)
- Oskar Agren (3rd)

**SOCCER AMERICA ALL-DECADE TEAM
SELECTED FOR THE 80S**

Bruce Murray, Adabarie Otorubio

SOCCER AMERICA ALL-CENTURY
Adubarie Otorubio, Bruce Murray

**SOCCER NEWS ALL-AMERICANS
(First Team Only)**

- 1993 Jimmy Glenn
- Miles Joseph
- 1994 Wolde Harris
- 1998 Wojtek Krakowiak
- Josh Campbell

SOCCERTIMES.COM ALL-AMERICANS

- 1998 Wojtek Krakowiak (1st)
- Josh Campbell (2nd)
- Mike Potempa (2nd)
- 2000 Mark Lisi (1st)
- Mike Potempa

**COLLEGE SOCCER.COM
ALL-AMERICANS**

- 2001 Oguchi Onyewu (1st)
- Ian Fuller (HM)

ALL-FINAL FOUR TEAM

- 2005 Dane Richards
- 2005 Justin Moore
- 2015 Andrew Tarbell
- Kyle Fisher
- Paul Clowes
- 2021 Oskar Agren
- Justin Malou
- George Marks (Defensive MVP)
- Isaiah Reid (Offensive MVP)
- 2023 Brandon Parrish
- Shawn Smart
- Alex Meinhard
- Joseph Andema
- Pape Mar Boye (Defensive MVP)
- Ousmane Sylla (Offensive MVP)

**NCAA TOURNAMENT
NATIONAL TOURNAMENT GAME MVP**

- 1984 Maxwell Amatasiro

**TOP DRAWER SOCCER
ALL-AMERICANS**

- 2005 Nathan Sturgis (3rd)

- 2006 Dane Richards (2nd)
- Phil Marfuggi (3rd)
- Frederico Moojen (4th)
- 2017 Oliver Shannon (3rd)
- 2021 Oskar Agren (1st)
- George Marks (3rd)
- 2023 Ousmane Sylla (1st)
- Brandon Parrish (3rd)

**TOP DRAWER SOCCER
ROOKIE ALL-AMERICAN TEAM**

- 2006 Greg Eckhardt (1st)
- 2010 Cody Mizell (2nd)
- 2016 Malick Mbaye (1st)
- 2023 Pape Mar Boye (1st)

TOP DRAWER SOCCER TOP 100

- 2019 Robbie Robinson #3
- Kimarni Smith #35
- Malick Mbaye #49
- Tanner Dieterich #60
- 2020 Justin Malou #35
- Oskar Agren #67
- Charlie Asensio #97
- 2021 Oskar Agren #3
- George Marks #32
- Justin Malou #42
- Charlie Asensio #98
- 2022 Hamady Diop #43
- Ousmane Sylla #50
- 2023 Ousmane Sylla #2
- Brandon Parrish #32

TOP DRAWER SOCCER FRESHMAN TOP 100

- 2019 Philip Mayaka #2
- Oskar Agren #32
- 2020 Ousmane Sylla #36
- Hamady Diop #40
- 2021 Elton Chifamba #69
- 2022 Adam Lundegard #36
- 2023 Pape Mar Boye #2
- Arthur Duquenne #12

NSCAA ALL-SOUTH

CLEMSON'S NSCAA /USC ALL-SOUTH PERFORMERS

1968

Mark Rubich (2nd)
Frank Schmidt (4th)

1969

Mark Rubich (2nd)
Roger Collins (3rd)

1970

Andy Demori
Joe Albandre (5th)

1971

Nabeel Kammoun
Robert Bradford (5th)

1972

Nabeel Kammoun (2nd)
Henry Abadi (3rd)
Clyde Brown (3rd)

1973

Henry Abadi
Clyde Brown
Woolley Ford (3rd)

1974

Clyde Brown
Ralston Moore (4th)
Clyde Watson (4th)
Rennie Phillips (5th)

1975

Ralston Moore (2nd)
Clyde Browne (3rd)
Godwin Ogbueze (4th)
Benedict Popoola (5th)

1978

Christian Nwokocha

1979

Nnamdi Nwokocha

1981

Nnamdi Nwokocha
Mo Tinsley (2nd)
Adubarie Otorubio (3rd)

1982

Adubarie Otorubio
Mo Tinsley
Jamie Swanner (3rd)
Arthur Ebunam (3rd)

1983

Jamie Swanner
Adubarie Otorubio
Charlie Morgan (2nd)

1984

Adubarie Otorubio

Eric Eichmann
Charlie Morgan (2nd)

1985

Gary Conner
Paul Rutenis
Bruce Murray

1986

Bruce Murray
Eric Eichmann
Gary Conner (2nd)
Richard Landgren (2nd)

1987

Bruce Murray
Jamey Rootes

1988

Pearse Tormey (2nd)
Joey Feinberg (3rd)

1989

Pearse Tormey
Edo Boonstoppel (3rd)

1990

Jimmy Glenn
Pearse Tormey
Jaro Zawislan
Andy Pujats (3rd)

1991

Andy Pujats
Jaro Zawislan (2nd)

1992

Andy Pujats
Jaro Zawislan (2nd)

1993

Jimmy Glenn
Imad Baba
Miles Joseph
Jaro Zawislan
Wolde Harris (3rd)

1994

Wolde Harris
Miles Joseph

1995

Wolde Harris
Dana Quick
Imad Baba (2nd)
Miles Joseph (2nd)

1996

Danny Care

1997

Matt Jordan
Wojtek Krakowiak (2nd)

1998

Wojtek Krakowiak

Mark Lisi
Jeff Bilyk (2nd)

1999

Alan Woods
Mark Lisi (2nd)
Mike Potempa (3rd)

2000

Mark Lisi
Mike Potempa

2001

Oguchi Onyewu
Doug Warren
Ian Fuller (2nd)

2002

Ricky Lewis
Doug Warren
Dimelon Westfield
Oskar Bringsved (2nd)

2003

Chase Higenbrink (3rd)

2004

Justin Moore (3rd)

2005

Nathan Sturgis
Phil Marfuggi

2006

Dane Richards
Phil Marfuggi (2nd)
Alan O'Hara (2nd)
Frederico Moojen (3rd)

2007

Greg Eckhardt (3rd)

2008

Joe Bendik (3rd)
David Newton (3rd)

2009

David Newton (3rd)

2011

Brynjar Benediktson (3rd)

2013

Thomas McNamara
Kyle Fisher (3rd)

2014

Kyle Fisher (3rd)
Phanuel Kavita (3rd)

2015

Kyle Fisher
Andrew Tarbell
Paul Clowes
T.J. Casner

2018

Patrick Bunk-Andersen (3rd)

2019

Robbie Robinson (1st)
Philip Mayaka (1st)
Malick Mbaye (1st)
Kimarni Smith (1st)
George Marks (2nd)

2020

Kimarni Smith (1st)
Philip Mayaka (2nd)
Grayson Barber (2nd)
Oskar Agren (3rd)

2021

Oskar Agren (1st)
Hamady Diop (2nd)
Ousmane Sylla (2nd)
George Marks (3rd)

2022

Hamady Diop (2nd)
Ousmane Sylla (2nd)

2023

Ousmane Sylla (1st)
Brandon Parrish (3rd)
Joran Gerbet (2nd)
Pape Mar Boye (3rd)
Gael Gibert (2nd)

ACC HONORS

ACC MALE ATHLETE OF THE YEAR

2020 - Robbie Robinson

ACC 50-YEAR ANNIVERSARY

TEAM SELECTIONS

Clyde Browne	1972-75
Eric Eichmann	1983-86
Jimmy Glenn	1990-93
Wolde Harris	1993-95
Matt Jordan	1994-97
Miles Joseph	1992-94
Wojtek Krakowiak	1997-98
Mark Lisi	1997-2000
Bruce Murray	1984-87
Nnamdi Nwokocho	1979-91
Oguchi Onyewu	2000-01
Adubarie Otorubio	1981-84
Clyde Watson	1973-76

ACC ALL-FRESHMAN TEAM

2006 - Greg Ekhardt
 2007 - Tommy Drake
 2008 - Francklin Blaise
 2010 - Cody Mizell
 2011 - Brynjar Benediktsson
 Amadou Dia
 2015 - Patrick Bunk-Andersen
 2016 - Tanner Dietrich
 Malick Mbaye
 2017 - Robbie Robinson
 2018 - Charlie Asensio
 2019 - Philip Mayaka
 Oskar Agren
 2020 - Hamady Diop
 Ousmane Sylla
 2022 - Joseph Andema
 2023 - Pape Mar Boye

ACC PLAYER OF THE YEAR

1972 - Clyde Browne
 1973 - Clyde Browne
 1974 - Clyde Browne
 1975 - Clyde Browne
 Godwin Ogbueze
 1976 - Godwin Ogbueze
 1977 - Benedict Popoola
 1978 - Damian Ogunsuyi
 1979 - Nnamdi Nwokocho
 1983 - Adubarie Otorubio
 1985 - Gary Conner
 1993 - Jimmy Glenn
 1998 - Wojtek Krakowiak

ACC COACH-OF-THE-YEAR

1973 - Dr. I.M. Ibrahim
 1978 - Dr. I.M. Ibrahim
 1985 - Dr. I.M. Ibrahim
 1990 - Dr. I.M. Ibrahim
 1993 - Dr. I.M. Ibrahim
 1998 - Trevor Adair
 2019 - Mike Noonan

ACC ROOKIE/FRESHMAN OF THE YEAR

1990 - Jimmy Glenn
 1996 - Paul Stalteri
 2019 - Philip Mayaka

ACC OFFENSIVE PLAYER OF THE YEAR

2019 - Robbie Robinson

ACC MIDFIELD PLAYER OF THE YEAR

2015 - Paul Clowes

ACC DEFENSIVE PLAYER OF THE YEAR

2005 - Nathan Sturgis
 2015 - Kyle Fisher
 2019 - Malick Mbaye

MVP ACC TOURNAMENT

1993 - Jaro Zawislan
 1998 - Josh Campbell
 2001 - Ian Fuller
 2014 - Paul Clowes
 2023 - Ousmane Sylla

ALL-ACC TOURNAMENT TEAM

1987 - Bruce Murray
 1992 - Nidal Baba
 Miles Joseph
 Jaro Zawislan
 1993 - Jimmy Glenn
 Miles Joseph
 Jeff Yenzer
 Jaro Zawislan
 1994 - Rivers Guthrie
 Wolde Harris
 1995 - Imad Baba
 Matt Jordan
 Miles Joseph
 Dana Quick
 1997 - Jody DeBruin
 1998 - Jeff Bilyk
 Scott Bower
 Josh Campbell
 Wojtek Krakowiak
 Mark Lisi
 2000 - Ian Fuller
 2001 - Ian Fuller
 Ross Goodacre
 Ricky Lewis

Oguchi Onyewu
 Doug Warren
 2002 - Steven Rhyne
 Dimelon Westfield
 2005 - Dane Richards
 2009 - Nathan Thornton
 2012 - Manolo Sanchez
 2013 - Thomas McNamara
 2014 - Ara Amirkhanian
 Bobby Belair
 Paul Clowes
 Kyle Fisher
 Phanuel Kavita
 Andrew Tarbell
 2015 - Paul Clowes
 Kyle Murphy
 2016 - Malick Mbaye
 Oliver Shannon
 2017 - Diego Campos
 Justin Malou
 2019 - James Brighton
 Tanner Dieterich
 Philip Mayaka
 2020 - Grayson Barber
 Justin Malou
 Philip Mayaka
 Kimarni Smith
 2021 - Oskar Agren
 Quinn McNeill
 2022 - Hamady Diop
 Brandon Parrish
 Derek Waleffe
 2023 - Gael Gibert
 Joran Gerbet
 Alex Meinhard
 Ousmane Sylla

ACC PLAYERS-OF-THE-WEEK (67 honors)

Oct. 13, 1987	Pearse Tormey
Sept. 25, 1988	Richard Richmond
Oct. 16, 1989	Joey Feinberg
Oct. 10, 1990	Jimmy Glenn
Nov. 4, 1991	Jaro Zawislan
Sept. 22, 1992	Jaro Zawislan
Sept. 20, 1993	Wolde Harris
Sept. 27, 1993	Jimmy Glenn
Oct. 11, 1993	Jimmy Glenn
Nov. 9, 1993	Jaro Zawislan
Sept. 5, 1994	Wolde Harris
Sept. 12, 1994	Wolde Harris
Sept. 11, 1995	Wolde Harris
Oct. 30, 1995	Danny Care
Nov. 6, 1995	Matt Jordan
Sept. 9, 1996	John Wilson

ACC HONORS

Sept. 16, 1996	Jeff Yenzer
Nov. 2, 1997	Wojtek Krakowiak
Sept. 14, 1998	Wojtek Krakowiak
Oct. 12, 1998	Mark Lisi
Nov. 9, 1998	Mark Lisi
Oct. 18, 1999	Matt Elliott
Nov. 8, 1999	Mike Potempa
Sept. 25, 2000	Fabio Tambosi
Oct. 2, 2000	Mark Lisi
Oct. 23, 2000	Mark Lisi
Oct. 1, 2001	Oguchi Onyewu
Oct. 8, 2001	Steven Rhyne
Nov. 19, 2001	Ian Fuller
Oct. 7, 2002	Dimelon Westfield
Oct. 14, 2002	Dimelon Westfield
Nov. 3, 2003	Charlie Roberts
Nov. 10, 2003	Charlie Roberts
Nov. 7, 2005	Dane Richards
Aug. 28, 2006	Dane Richards
Sept. 18, 2006	Danny Poe
Oct. 7, 2008	Michael Brooks
Oct. 12, 2010	K.C. Onyeador
Oct. 25, 2010	Riley Sumpter
Nov. 2, 2010	K.C. Onyeador
Oct 31, 2011	Brynjar Benediktsson
Sept 10, 2013	Thomas McNamara
Oct. 15, 2013	Thomas McNamara
Sept. 16, 2014	Kyle Murphy
Sept. 1, 2015	Paul Clowes
Sept. 22, 2015	T.J. Casner
Nov. 3, 2015	Michael Melvin
Oct. 4, 2016	Diego Campos
	Ximo Miralles
Sept. 5, 2017	Patrick Bunk-Andersen
Sept. 25, 2017	Ximo Miralles
Oct. 16, 2017	Diego Campos
Oct. 30, 2018	Patrick Bunk-Andersen
	Robbie Robinson
Sept. 16, 2019	Kimarni Smith (O.)
Oct. 21, 2019	Robbie Robinson (O.)
Oct. 27, 2019	Robbie Robinson (O.)
Oct. 5, 2020	Mohamed Seye (O.)
Oct. 19, 2020	George Marks (D.)
Oct. 19, 2020	Kimarni Smith (O.)
Oct. 26, 2020	Oskar Agren (D.)
Oct. 26, 2020	Grayson Barber (O.)
Aug. 31, 2021	George Marks (D.)
Sept. 14, 2021	George Marks (D.)
Oct 15, 2021	Charlie Asensio (D.)
Nov. 2, 2021	Oskar Agren (D.)
	Quinn McNeill (O.)
Aug. 30, 2022	Ousmane Sylla (O.)
Oct. 10, 2023	Ousmane Sylla (O.)

ALL-ACC HONORS

CLEMSON'S ALL-ACC

PLAYERS

1968

Mark Rubich
Bill Collins (2nd)
Alan Griffin (2nd)
Bruce Pinto (2nd)
Frank Schmidt (2nd)

1969

Roger Collins
Mark Rubich
Gary Pace (2nd)
Andy Demori (2nd)

1970

Joe Alfordre
Roger Collins
Andy Demori
Alan Griffin (2nd)

1971

Alan Griffin
Nabeel Kammoun
Roberto Bradford (2nd)
Ed Camara (2nd)
Steven Schoen (2nd)

1972

Clyde Browne
Ron Giesbers
Greg Schroth
Italo Yannuzzelli
Ed Camara (2nd)
Nabeel Kammoun (2nd)

1973

Clyde Browne
Woolley Ford
Ron Giesbers
Ralston Moore
Clyde Watson
Denis Carrington (2nd)
Nabeel Kammoun (2nd)
Alfred Morrison (2nd)

1974

Clyde Browne
Dennis Carrington
Ron Giesbers
Ralston Moore
Rennie Phillips
Clyde Watson
Alfred Morrison (2nd)
Godwin Royce (2nd)
Eric Smith (2nd)

1975

Gordon Alphonso
Clyde Browne

Ralston Moore
Alfred Morrison
Godwin Ogbueze
Taiwo Ogunjobi
Clyde Watson
Mark Alphonso (2nd)
Emmanuel Egede (2nd)

1976

Mark Alphonso
Kenneth Ilodigwe
Christian Nwokocho
Alfred Morrison
Godwin Ogbueze
Taiwo Ogunjobi
Clyde Watson
Obed Ariri (2nd)
Damian Ogunsuyi (2nd)

1977

Marwan Kamaruddin
Christian Nwokocho
Damian Odoh
Godwin Ogbueze
Damian Ogunsuyi
Benedict Popoola
John Bruens (2nd)
Eric Smith (2nd)

1978

Gordon Braithwaite
Emmanuel Egede
Christian Nwokocho
Damian Odoh
Damian Ogunsuyi
Benedict Popoola
Marwan Kamaruddin (2nd)

1979

Obed Ariri
Marwan Kamaruddin
Nnamdi Nwokocho
Michael Gribbon (2nd)
Damian Odoh (2nd)
Mo Tinsley (2nd)

1980

Vincent Chika
Arthur Eburnam
Nnamdi Nwokocho
Mo Tinsley (2nd)

1981

Nnamdi Nwokocho
Audubarie Otorubio
Sean Burke (2nd)
Mo Tinsley (2nd)
Arthur Eburnam (2nd)

1982

Maxwell Amatasiro
Vincent Chika
Arthur Eburnam

Audubarie Otorubio
Jamie Swanner
Mo Tinsley

1983

Maxwell Amatasiro
Peter Coles
Eric Eichmann
Audubarie Otorubio
Jamie Swanner
Charlie Morgan (2nd)

1984

Charlie Morgan
Audubarie Otorubio
Eric Eichmann (2nd)
Bruce Murray (2nd)

1985

Gary Conner
Eric Eichmann
Bernard Gray
Bruce Murray
Paul Rutenis (2nd)
Dick Landgren (2nd)

1986

Gary Conner
Eric Eichmann
Paul Rutenis
Bernard Gray (2nd)
Bruce Murray (2nd)
Dick Landgren (2nd)

1987

Bruce Murray
Jamey Rootes
Paul Rutenis

1988

Andres Alos
Pearse Tormey (2nd)

1989

Pearse Tormey
Edo Boonstoppel (2nd)

1990

Jimmy Glenn
Pearse Tormey
Thomas Najjar (2nd)
Jon Payne (2nd)
Andy Pujats (2nd)
Jaro Zawislán (2nd)

1991

Andy Pujat
Jimmy Glenn (2nd)
David McGuire (2nd)
Jon Payne (2nd)
Jaro Zawislán (2nd)

1992

Andy Pujats
Jamahl Green (2nd)

1993

Jimmy Glenn
Miles Joseph
Jaro Zawislán
Imad Baba (2nd)
Nidal Baba (2nd)
Danny Care (2nd)
Jamahl Green (2nd)
Rivers Guthrie (2nd)
Wolde Harris (2nd)

1994

Miles Joseph
Nidal Baba (2nd)
Wolde Harris (2nd)

1995

Imad Baba
Wolde Harris
Matt Jordan (2nd)
Miles Joseph (2nd)
Dana Quick (2nd)

1996

Paul Stalteri
Danny Care (2nd)
Matt Jordan (2nd)
Jeff Yenser (2nd)

1997

Matt Jordan
John Wilson (2nd)

1998

Josh Campbell
Wojtek Krakowiak
Mark Lisi
Jeff Bilyk (2nd)
Scott Bower (2nd)
Mike Potempa (2nd)

1999

Mark Lisi
Alan Woods
Mike Potempa (2nd)

2000

Mark Lisi
Oguchi Onyewu
Fabio Tambosi
Doug Warren
Mike Potempa (2nd)

2001

Oguchi Onyewu
Doug Warren
Oskar Bringsved (2nd)
Fabio Tambosi (2nd)

ALL-ACC HONORS

2002

Dimelon Westfield
Oskar Bringsved (2nd)
Doug Warren (2nd)
Fabio Tambosi (2nd)

2003

Kenny Cutler

2004

Stuart Holden (2nd)
Steven Rhyne (2nd)
Justin Moore (2nd)

2005

Phil Marfuggi
Nathan Sturgis

2006

Dane Richards
Phil Marfuggi (2nd)
Freddy Moojen (2nd)

2008

Joseph Bendik (2nd)
David Newton (2nd)

2011

Cody Mizell (2nd)

2012

Austin Savage (2nd)

2013

Thomas McNamara (1st)
Jack Metcalf (3rd)
Kyle Fisher (3rd)

2014

Paul Clowes (2nd)
Kyle Fisher (2nd)
Phanuel Kavita (2nd)
Manolo Sanchez (3rd)
Andrew Tarbell (3rd)

2015

Andrew Tarbell
Kyle Fisher
Paul Clowes
TJ Casner
Iman Mafi (3rd)
Oliver Shannon (3rd)

2016

Diego Campos (2nd)
Oliver Shannon (2nd)
Patrick Bunk-Andersen (3rd)

2017

Diego Campos
Oliver Shannon

2019

Robbie Robinson (1st)
Kimarni Smith (1st)
Malick Mbaye (1st)
Philip Mayaka (1st)
Charlie Asensio (2nd)
Tanner Dieterich (2nd)
Grayson Barber (2nd)

2020

Kimarni Smith (1st)
Philip Mayaka (1st)
Grayson Barber (1st)
Oskar Agren (2nd)
George Marks (3rd)
Justin Malou (3rd)
Luis Felipe Fernandez-Salvador (3rd)

2021

Oskar Agren (1st)
Hamady Diop (2nd)
George Marks (2nd)
Ousmane Sylla (2nd)
Quinn McNeill (3rd)

2022

Ousmane Sylla (1st)
Hamady Diop (2nd)
Mohamed Seye (3rd)

2023

Ousmane Sylla (1st)
Brandon Parrish (2nd)
Joran Gerbet (3rd)
Pape Mar Boye (3rd)
Nathan Richmond (3rd)

TIGER HONORS

GENERATION ADIDAS SIGNEES

1997 Eric Quill
 1999 Scott Bower
 2003 Ricky Lewis
 2006 Nathan Sturgis
 2016 Andrew Tarbell
 2019 Robbie Robinson
 2020 Philip Mayaka
 2022 Joey Skinner
 Hamady Diop

SOCCER AMERICA COLLEGIATE- TEAM-OF-THE-WEEK

Sept. 7, 1993 Jimmy Glenn
 Sept. 21, 1993 Wolde Harris
 Sept. 28, 1993 Jimmy Glenn
 Oct. 11, 1993 Jimmy Glenn
 Oct. 26, 1993 Jimmy Glenn
 Sept. 6, 1994 Wolde Harris,
 Rivers Guthrie
 Sept. 13, 1994 Wolde Harris
 Oct. 18, 1994 Wolde Harris
 Oct. 31, 1994 Nidal Baba
 Sept. 13, 1995 Wolde Harris
 Oct. 30, 1995 Danny Care
 Sept. 10, 1996 Chris Behrman
 Sept. 17, 1996 Jeff Yenser
 Oct. 7, 1997 Jody DeBruin
 Oct. 14, 1997 Jody DeBruin
 Oct. 21, 1997 Matt Jordan
 Nov. 4, 1997 Wojtek Krakowiak
 Sept. 14, 1998 Wojtek Krakowiak
 Oct. 7, 1998 Wojtek Krakowiak
 Oct. 14, 1998 Mark Lisi
 Oct. 21, 1998 Wojtek Krakowiak
 Oct. 28, 1998 Wojtek Krakowiak
 Nov. 4, 1998 Wojtek Krakowiak
 Nov. 17, 1998 Josh Campbell
 Nov. 8, 1999 Ian Fuller
 Sept. 27, 2000 Fabio Tambosi
 Oct. 3, 2000 Mark Lisi
 Oct. 23, 2000 Mark Lisi
 Oct. 30, 2000 Mark Lisi
 Oct. 1, 2001 Oguchi Onyewu
 Oct. 8, 2001 Steven Rhyne
 Nov. 19, 2001 Oguchi Onyewu
 Oct. 7, 2002 Dimelon Westfield
 Oct. 14, 2002 Dimelon Westfield
 Oct. 21, 2002 Dimelon Westfield
 Sept. 2005 Phil Marfuggi
 Nov. 2005 Dane Richards
 Aug. 31, 2006 Dane Richards
 Sept. 5, 2006 Alan O'Hara
 Oct. 7, 2008 Michael Brooks
 Oct. 28, 2008 Nathan Thornton

COLLEGE SOCCER NEWS

TEAM OF THE WEEK

2001
 Sept. 9, Nick Rivera
 Sept. 30, Oguchi Onyewu
 Oct. 28, Paul Souders
 Nov. 11, Doug Warren
 Nov. 18, Oguchi Onyewu
 Nov. 18, Ian Fuller
2003
 Nov. 9, Charlie Roberts
2005
 Nov. 5, Dane Richards
2006
 Aug. 27, Dane Richards
 Sept. 17, Dane Richards
2008
 Oct. 5, Michael Brooks
2013
 Sept 8, Thomas McNamara
2014
 Nov. 2, Phaniel Kavita
2015
 Sept. 6, Oliver Shannon
 Sept. 20, TJ Casner
 Nov. 22, TJ Casner
 Nov. 29, Kyle Murphy
 Nov. 29, Aaron Jones
2016
 Sept. 25, Aaron Jones
2019
 Sept. 15, Kimarni Smith
 Oct. 20, Robbie Robinson
 Nov. 24, Grayson Barber
 Dec. 1, Robbie Robinson
2020-21
 Oct. 4 Mohamed Seye
 Justin Malou
 Oct. 20 James Brighton
 Kimarni Smith
 Oct. 27 Grayson Barber
 John Martin
 Nov. 3 Kimarni Smith
 Nov. 17 Kimarni Smith
 Grayson Barbe
 March 9 Callum Johnson
 March 16 Ousmane Sylla
 March 30 Callum Johnson
 April 6 George Marks
 April 21 Charlie Asensio
2021
 Aug. 29 Isaiah Reid
 Sept. 12 George Marks
 Oct. 17 Luis Felipe Fernandez-Salvador
 Nov. 21 Oskar Agren

2022

Aug. 28 Ousmane Sylla

2023

Oct. 1 Ousmane Sylla
 Oct. 8 Ousmane Sylla
 Oct. 22 Ousmane Sylla
 Nov. 12 Ousmane Sylla
 Nov. 27 Ousmane Sylla
 Pape Mar Boye

TOP DRAWER SOCCER

NATIONAL TEAM-OF-THE-WEEK

Sept. 22, 2008 Hassan Ibrahim
 Sept. 16, 2013 Chris Glodack
 Oct. 6, 2020 Grayson Barber
 Mohamed Seye
 Oct. 20, 2020 Oskar Agren
 Kimarni Smith
 Oct. 27, 2020 Grayson Barber
 Justin Malou
 Nov. 3, 2020 Kimarni Smith
 Nov. 17, 2020 Kimarni Smith
 Grayson Barbe
 March 9, 2021 Callum Johnson
 March 23, 2021 Hamady Diop
 April 6, 2021 George Marks
 Sept. 14, 2021 Oskar Agren
 Sept. 21, 2021 Hamady Diop
 Oct. 19, 2021 Luis Felipe Fernandez-Salvador
 Nov. 2, 2021 Quinn McNeill
 Nov. 23, 2021 Oskar Agren
 Nov. 30, 2021 Alvaro Gomez
 Aug. 20, 2022 Ousmane Sylla
 Nov. 8, 2022 Brandon Parrish
 Oct. 6, 2023 Ousmane Sylla
 Oct. 22, 2023 Ousmane Sylla
 Nov. 12, 2023 Ousmane Sylla
 Nov. 19, 2023 Ousmane Sylla
 Nov. 26, 2023 Ousmane Sylla
 Dec. 3, 2023 Joran Gerbet
 Gael Gibert
 Tyler Trimnal

TOP DRAWER SOCCER

NATIONAL PLAYER-OF-THE-WEEK

Sept. 10, 2013 Thomas McNamara
 Oct. 20, 2020 Kimarni Smith
 Nov. 17, 2020 Kimarni Smith
 Aug. 28, 2022 Ousmane Sylla

SOCCER AMERICA NATIONAL

PLAYER OF THE WEEK

Oct. 12, 1978 Damian Ogunsuyi
 Oct. 31, 1985 Eric Eichmann
 Oct. 2, 1986 Gary Conner

TIGER HONORS

Nov. 5, 1987 Bruce Murray
 Oct. 25, 1990 Pearse Tormey
 Oct. 7, 2008 Michael Brooks
 Aug. 28, 2022 Ousmane Sylla

COLLEGE SOCCER NEWS

NATIONAL PLAYER OF THE WEEK

Oct. 7, 2008 Michael Brooks
 Oct. 20, 2020 Kimarni Smith
 Nov. 17, 2020 Kimarni Smith
 Nov. 24, 2020 Kimarni Smith
 March 9, 2021 Callum Johnson
 March 16, 2021 Ousmane Sylla
 Aug. 28, 2022 Ousmane Sylla

NSCAA NATIONAL SOCCER

PLAYER OF THE WEEK

Oct 31, 2011 Brynjar Benediktsson
 Oct. 27, 2020 Grayson Barber
 Nov. 3, 2020 Kimarni Smith
 March 9, 2021 Callum Johnson

DR. ROBERT C. EDWARDS SPORTSMANSHIP AWARD

1992 - Jaro Zawislan
 1993 - Jaro Zawislan

FRANK HOWARD AWARD

(For Bringing Honor to Clemson)

1974 - Henry Abadi
 1981 - Obed Ariri
 1999 - Wojtek Krakowiak
 2020 - Robbie Robinson

CLEMSON UNIVERSITY ATHLETIC HALL OF FAME

1978 - Roger Collins
 1984 - Clyde Browne
 1992 - Bruce Murray
 1998 - Obed Ariri
 2000 - Dr. I.M. Ibrahim
 2003 - Eric Eichmann
 2010 - Henry Abadi
 2012 - Wojtek Krakowiak
 2014 - Nnamdi Nwokocho
 2015 - Pearse Tormey
 2016 - Paul Rutenis
 2017 - Wolde Harris
 2018 - Gary Conner
 2019 - Jimmy Glenn
 2021 - Oguchi Onyewu
 2023 - Mark Lisi

STATE OF SOUTH CAROLINA ATHLETIC HALL OF FAME

2007 - Dr. I.M. Ibrahim

NATIONAL SOCCER HALL OF FAME

2011 - Bruce Murray

WORLD COLLEGIATE CHAMPIONSHIP MVP

1984 - Sean Cartmill
 1987 - Paul Rutenis
 2021 - George Marks (Defensive MVP)
 Isaiah Reid (Offensive MVP)

FRANK McGUIRE AWARD

(Presented by the State of South Carolina Sportwriter's
 Association for Athletic Achievement)

1988 - Dr. I.M. Ibrahim & Bruce Murray

TEAM MVP WINNERS

1967 - Frank Schmidt
 1968 - Frank Schmidt
 1969 - Roger Collins
 1970 - Andy Demori
 1971 - Nabeel Kammoun
 1972 - Clyde Browne
 1973 - Ralston Moore
 1974 - Clyde Browne
 1975 - Ralston Moore
 1976 - Clyde Watson
 1977 - Marwan Kamaruddin,
 Benedict Popoola
 1978 - Damian Ogunsuyi
 1979 - Nnamdi Nwokocho
 1980 - Nnamdi Nwokocho
 1981 - Nnamdi Nwokocho
 1982 - Adubarie Otorubio
 1983 - Peter Coles
 1984 - Adubarie Otorubio
 1985 - Gary Conner
 1986 - Dick Landgren
 1987 - Bruce Murray
 1988 - Joey Feinberg
 1989 - Pearse Tormey
 1990 - Jaro Zawislan
 1991 - Jaro Zawislan
 1992 - Nidal Baba
 1993 - Nidal Baba
 1994 - Nidal Baba, Wolde Harris
 1995 - Imad Baba
 1996 - Danny Care
 1997 - Matt Jordan
 1998 - Wojtek Krakowiak, Jeff Bilyk
 1999 - Mike Potempa
 2000 - Mark Lisi
 2001 - Ian Fuller
 2002 - Doug Warren
 2003 - Kenny Cutler
 2004 - Steven Rhyne
 2005 - Nathan Sturgis
 2006 - Phil Marfuggi
 2007 - Havird Usry
 2008 - Joseph Bendik
 2009 - Joe Bendik
 2010 - Cody Mizell
 2011 - Keegan Priest
 2012 - Austin Savage
 2013 - Thomas McNamara
 2014 - Paul Clowes
 2015 - Andrew Tarbell
 2016 - Oliver Shannon
 2017 - Oliver Shannon
 2018 - Andrew Bernikel
 2019 - Robbie Robinson
 2020-21 -- Oskar Agren
 2021 - Oskar Argen
 2022 - Ousmane Sylla
 2023 - Ousmane Sylla

COACH'S ACHIEVEMENT AWARD

1972 - Henry Abadi
 1973 - Henry Abadi
 1974 - Jon Babashak
 1975 - Clyde Browne
 1976 - Dennis Carrington
 1977 - Benedict Popoola
 1978 - Christian Nwokocho
 1979 - Marwan Kamarruddin
 1980 - Vincent Chika
 1981 - Adubarie Otorubio

1982 - Mo Tinsley
 1983 - Chuck Nash
 1984 - John Lee
 1985 - Bruce Murray
 1986 - Jamey Rootes
 1987 - Paul Rutenis
 1988 - Andres Alos
 1989 - Chris Martinez
 1990 - Jimmy Glenn
 1991 - Burke Goodloe
 1992 - Sylvan Bednar
 1993 - Wolde Harris
 1994 - Jamahl Green
 1995 - Jamahl Green, Chris Eatough
 1996 - Matt Jordan
 1997 - Jeff Bilyk
 1998 - Josh Campbell
 1999 - Christian Baldwin
 2000 - Pablo Webster
 2001 - Nick Rivera
 2002 - Chase Hilgenbrinck
 2003 - Paul Souders
 2004 - Brad Gibson
 2005 - Dane Richards
 2006 - Danny Poe
 2007 - Parker Rogers
 2008 - David Newton
 2009 - Bo Godwin
 2010 - Bo Godwin, Francklin Blaise
 2011 - Alex Stockinger
 2012 - Bo Godwin
 2013 - Chris Glodack
 2014 - Bobby Belair
 2015 - Iman Mafi
 2016 - Mauriq Hill
 2017 - Michael Zierhoffer
 2018 - Johnny Heckman
 2021 - James Brighton
 2022 - Dylan Sullivan
 2023 - Gael Gibert

OFFENSIVE PLAYER OF THE YEAR

2011 - Brynjar Benediktsson
 2012 - Austin Savage
 2013 - Thomas McNamara
 2014 - Austen Burnikel
 2015 - T.J. Casner
 2016 - Diego Campos
 2017 - Diego Campos
 2018 - Adrian Nunez
 2019 - Robbie Robinson
 2020 - Kimarni Smith
 2021 - Luis Felipe Fernandez-Salvador
 2022 - Ousmane Sylla
 2023 - Ousmane Sylla

DEFENSIVE PLAYER OF THE YEAR

2011 - Phanel Kavita
 2012 - Amadou Dia
 2013 - Kyle Fisher
 2014 - Phanel Kavita
 2015 - Kyle Fisher
 2016 - Patrick Bunk-Anderson
 2017 - Patrick Bunk-Anderson
 2018 - Patrick Bunk-Anderson
 2019 - Oskar Agren
 2020 - Oskar Agren
 2021 - Oskar Agren
 2022 - Adam Lundegard
 2023 - Pape Mar Boye

NEWCOMER OF THE YEAR

2012 - Kyle Fisher
 2013 - Andrew Tarbell
 2014 - Oliver Shannon
 2015 - Patrick Bunk-Andersen

TIGER HONORS

2016 - Malick Mbaye
 2017 - Robbie Robinson
 2018 - Charlie Asensio
 2019 - Philip Mayaka
 2020 - Hamady Diop
 2021 - Elton Chifamba
 2022 - Joseph Andema
 2023 - Pape Mar Boye

PARADE MAGAZINE HIGH SCHOOL ALL-AMERICANS

Junior Armstrong, 1988
 Imad Baba 1990, 1991, 1992, 1993
 Nidal Baba 1989, 1990
 Jody DeBruin, 1993
 Bill Fortner, 1982, 1983
 Tim Genevese, 1983
 Jamahl Green 1991
 Rivers Guthrie 1991
 Dwayne Jones, 2001
 Matt Jordan, 1994
 Miles Joseph 1991
 David McGuire 1990, 1991
 John Mers, 1990
 Thomas Najjar, 1986
 Jon Payne, 1989
 Dana Quick 1992
 Justin Rose 1994
 Steve Wolf, 1987

NSCAA HIGH SCHOOL ALL-AMERICANS

Chris Behrmann, 1992
 Danny Care 1992
 Tommy Drake 2006
 Bill Fortner, 1981
 Bruce Murray, 1983
 Wolde Harris, 1991
 Dwayne Jones, 2001
 Matt Jordan, 1994
 Miles Joseph 1990 and 1991
 David McGuire 1991
 David Newton, 2004
 Paul Rutenis, 1983
 Pete Stebbins, 1981

GATORADE STATE PLAYER OF THE YEAR

S.C. Ben Erkens - 2018, 2019
Tenn. Johnny Heckman - 2014
 Brandon Parrish - 2018, 2019
Ga. Remi Okunlola, 2022-23

MLS SuperDraft Selections (SINCE 2000)

2023
 Brandon Parrish - Pick #36
 Ousmane Sylla - Pick #55
 Nathan Richmond - Pick #70

2023
 Hamady Diop – Pick #1
 Joey Skinner – Pick #11
 Isaiah Reid – Pick #34

2022
 Oskar Agren – Pick #13
 Charlie Asensio – Pick #35
 Callum Johnson – Pick #42
 Luis Felipe Fernandez-Salvador – Pick #44

George Marks – Pick #57
 John Martin – Pick #64

2021
 Philip Mayaka – Pick #3
 Kimarni Smith – Pick #4
 Justin Malou – Pick #27

2020
 Robbie Robinson – Pick #1
 Tanner Dieterich – Pick #28
 Malick Mbaye – Pick #33

2019
 Patrick Bunk-Andersen – Pick #54

2018
 Oliver Shannon – Pick #36
 Diego Campos – Pick #38

2017
 Aaron Jones – Pick #33

2016
 Andrew Tarbell – Pick #8
 Kyle Fisher – Pick #14
 Paul Clowes – Pick #32
 T.J. Casner – Pick #47

2015
 Amadou Dia – Pick #20
 Manolo Sanchez – Pick #79

2014
 Thomas McNamara – Pick #20

2007
 Dane Richards – Pick #19

2006
 Nathan Sturgis – Pick #12
 Justin Moore – Pick #15

2003
 Doug Warren – Pick #14
 Ricky Lewis – Pick #20
 Dimelon Westfield – Pick #22

2002
 Ian Fuller – Pick #21

2001
 Mark Lisi – Pick #3
 Pablo Webster – Pick #48
 Mike Potempa – Pick #69

2000
 Alan Woods – Pick #10

NATIONAL TEAMS

U.S. WORLD CUP TEAM

1990 Bruce Murray
Eric Eichmann
2006 Oguchi Onyewu
2010 Oguchi Onyewu
Stuart Holden

US OLYMPIC TEAM

1984 Jamie Swanner
1988 Bruce Murray
1988 Eric Eichmann
1996 Miles Joseph
1996 Imad Baba

(National Team Members are listed regardless of National Team Age Group)

UNITED STATES NATIONAL TEAM

Imad Baba*
Nidal Baba
Francklin Blaise
Joseph Bendik
Andrian Chevannes
John Cooper
Kenny Cutler
Eric Eichmann*
Greg Eckhardt
Jimmy Glenn
Rivers Guthrie
Stuart Holden*
Martin Hutton
Miles Joesph*
Matt Jordan
Jason Kamlet
Ricky Lewis
Mark Lisi
Phil Marfuggi
Justin Moore
Bruce Murray*
Oguchi Onyewu*
Jon Payne
John Tardy
Dana Quick
Eric Quill
Pette Stebbins
Nathan Sturgis
Jamie Swanner*
Doug Warren
Alan Woods
Tanner Dieterich

*Full United States National Team

CANADIAN NATIONAL TEAM

James Grimes

Paul Stalteri

GUYANA NATIONAL TEAM

Clyde Browne
Gordon Alphonso
Denis Carrington
George Hyles
Alfred Morrison
Clyde Watson

HOLLAND NATIONAL TEAM

Edo Boonstoppel

IRELAND NATIONAL TEAM

Pearse Tormey
Jamaica National Team
Charles Headlam
Ralston Moore
Michael Murray
Rennie Phillips
Dane Richards

NEW ZEALAND NATIONAL TEAM

Ross Goodacre

NIGERIAN NATIONAL TEAM

Obed Ariri
Maxwell Amatasiro
Joseph Awesu
Arthur Ebunam
Emmanuel Egede
Donald Igwebuie
Kenneth Ilodigwe
Christian Nwokocha
Nnamdi Nwokocha
Sunday C. Nwokocha
Godwin Ogbueze
Taiwo Ogunjobi
Damian Ogunsunyi
Adubarie Otorubio
Benedict Popoola

PUERTO RICO NATIONAL TEAM

Manolo Sanchez

SWEDEN NATIONAL TEAM

Dick Landgren

TRINIDAD & TABAGO NATIONAL TEAM

Dimelon Westfield

ACADEMIC HONORS

NSCAA ACADEMIC ALL-AMERICAN

- 1987 Jamie Rootes (1st Team)
- 1992 Jaro Zawislan (2nd Team)
- 1996 Jeff Yenzler (1st Team)
- 1998 Jeremy Iwaskowiec (3rd Team)
- 2000 Mike Potempa (1st Team)
- 2003 Chase Hilgenbrinck (2nd Team)
- 2013 Thomas McNamara (1st Team)
- 2015 Paul Clowes (1st Team)
- Andrew Tarbell (2nd Team)
- 2021 Oskar Agren (1st Team)

NSCAA ACADEMIC ALL-AMERICAN SOUTH REGION

- 2003 Chase Hilgenbrinck (1st)
- Paul Souders (2nd)
- Hunter Gilstrap (3rd)
- Charlie Roberts (HM)
- 2004 Brad Gibson (2nd)
- 2006 Mark Buchholz (1st)
- 2009 David Newton (1st)
- Greg Eckhardt (2nd)
- 2012 Alex Stockinger (2nd)
- Bo Godwin (HM)
- Cody Mizell (HM)
- 2013 Thomas McNamara (1st)
- 2020 Justin Malou (1st)
- 2021 George Marks (1st)
- Oskar Agren (1st)

CoSIDA ACADEMIC ALL-AMERICAN

- 1988 Jamie Rootes (1st Team)
- 2013 Thomas McNamara (1st Team)

CoSIDA ACADEMIC ALL-REGION

- 2003 Paul Souders (1st Team)
- 2013 Thomas McNamara (1st Team)
- 2013 Ara Amirkhanian (1st Team)
- 2018 Patrick Bunk-Andersen (1st Team)
- 2019 George Marks (1st Team)
- 2020 George Marks (1st Team)

ACADEMIC ALL-ACC TEAM (Started in 2005)

- 2005 Mark Buchholz, Brad Gibson, Justin Moore, Jeff Routh
- 2006 Mark Buchholz, David Bell, Parker Rogers, Nathan Thornton
- 2007 David Bell, Mark Buchholz, Greg Eckhardt, David Newton
- 2008 Francklin Blaise, Michael Brooks, Tommy Drake, Greg Eckhardt, David Newton, Keegan Priest
- 2009 Greg Eckhardt, Mike Mattson, David Newton, Austin Savage, Nathan Thornton
- 2010 George Godwin, Alexander Stockinger.
- 2011 Brynjar Benediktsson, Cody Mizell, Austin Savage.
- 2012 Bo Godwin, Cody Mizell, Austin Savage, Alex Stockinger.
- 2013 Ara Amirkhanian, Paul Clowes, Manolo Sanchez, Alex Stockinger
- 2014 Bobby Belair, Ara Amirkhanian,

- 2015 Paul Clowes, Andrew Tarbell. Patrick Bunk-Andersen, Paul Clowes, Kyle Fisher, Iman Mafi, Kyle Murphy, Andrew Tarbell
- 2016 Patrick Bunk-Andersen, Tanner Dietrich, Ximo Miralles, Oliver Shannon.
- 2017 Patrick Bunk-Andersen, Ximo Miralles, Oliver Shannon.
- 2018 Charlie Asensio, Patrick Bunk-Andersen, Tanner Dietrich.
- 2019 Oskar Agren, Charlie Asensio, George Marks.
- 2020 Oskar Agren, Charlie Asensio, James Brighton, Callum Johnson, George Marks, John Martin, Quinn McNeill.
- 2021 Oskar Agren, Charlie Asensio, Alvaro Gomez, Callum Johnson, George Marks, John Martin, Quinn McNeill, Isaiah Reid, Ousmane Sylla
- 2022 Joseph Andema, Elton Chifamba, Marco Garcia, Alvaro Gomez, Adam Lundegard, Enrique Montana, Nathan Richmond, Titus Sandy, Mohamed Seye, Tim Strobeck, Tyler Trimnal, Derek Waleffe
- 2023 Joseph Andema, Pape Mar Boye, Arthur Duquenne, Joran Gerbet, Gael Gibert, Mason Jimenez, Adam Lundegard, Alex Meinhard, Enrique Montana, Remi Okunlo la, Titus Sandy, Mohamed Seye, Ousmane Sylla, Tyler Trimnal and Jackson Wrobel

ACC Scholar Athlete of the Year

- 2021 Oskar Agren

NORRIS MEDAL

(Presented to the outstanding graduating Clemson University student on the basis of exceptional scholastic achievement and leadership.)

- 1997 - Craig Wenning

NSCAA Scholastic Team Award

(Team having a 3.0 GPA or better for the entire school year. Award began in 1996)

- 2002, 2003, 2004, 2007, 2015, 2016, 2017, 2019, 2021, 2022

JIM WEAVER AWARD POST-GRADUATE SCHOLARSHIP

(Presented to the top student-athletes in the Atlantic Coast Conference)

- 1994 - Jaro Zawislan
- 1997 - Craig Wenning
- 2013 - Thomas McNamara
- Alex Stockinger
- 2014 - Ara Amirkhanian
- 2021- George Marks

ATLANTIC COAST CONFERENCE HONOR ROLL (3.0 or better GPA for entire school year, awarded after spring semester.)

A	
Henry Abadi	1974
Oskar Agren	2019, 2020, 2021
Randy Albright	2005
Andres Alos	1989
Gordon Alphonso	1975, 1976
Ara Amirkhanian	2012, 2013, 2014
Joseph Andema	2022
Charlie Asensio	2018, 2019, 2020, 2021
Joseph Awesu	1981
B	
Imad Baba	1994
Nidal Baba	1995
Jon Babashak	1975
Grayson Barber	2018, 2019
Jake Barron	2018, 2019, 2020
Sylvan Bednar	1993
Chris Behrmann	1996
Noah Behrmann	2022
David Bell	2007, 2008
Brynjar Benediktsson	2012
Sindri Bjornsson	2018, 2019
Brannon Blanke	2010
Matt Boberg	2019
Paulo Bonfim	2007, 2008
Andre Borges	2001, 2002
Gordon Brathwaite	1979
James Brighton	2018, 2019, 2020
Oskar Bringsved	2001
Michael Brooks	2008, 2009
Clyde Brown	1973
Mark Buchholz	2005, 2006, 2007, 2008
Patrick Bunk-Andersen	2016, 2017, 2018
Greg Burana	2004, 2005, 2006, 2007
Alex Burnikel	2012, 2013
Andrew Burnikel	2015, 2016, 2017, 2018
Austen Burnikel	2016
Nick Burton	2011, 2012
C	
Robert Campbell	2016
Paul Carollo	1987
Denis Carrington	1976
Ron Caskran	1974, 1975
Eric Cava	2010
J.C. Cervantes	1996
Andrew Chadwick	1990
Adrian Chevannes	2004
John Cajka	2014
Elton Chifamba	2022
Saul Chinchilla	2017
Matthew Churitch	2014
Paul Clowes	2013, 2014
Kevin Conaway	1999, 2000, 2001, 2002
Ryan Conway	1997, 1998

ACADEMIC HONORS

John Cooper	2003, 2004	J. Iwaszkowicz	1997, 1998, 2000	David Newton	2006, 2007, 2008, 2009, 2010
Kevin Cutler	2002, 2003, 2004			Richard Nova	2009
D		Callum Johnson	2020	Adrian Nunez	2018, 2019
Matt D'Amico	1981	Aaron Jones	2016	O	
Alex Darsinos	2010	Dwayne Jones	2003	Clifton Onalfo	1986
Jody DeBruin	1998	Matt Jordan	1996, 1997, 1998	Rene Onate	2007, 2008
Tanner Dietrich	2016, 2017, 2018	Miles Joseph	1996	P	
Josh Doran	2011, 2012			Mike Palomaki	1994
Robert Dowd	1984, 1985	K		Nikos Papanikolopoulos	2011
Tommy Drake	2008, 2010	Amer Kamareddine	1983	Brandon Parrish	2022
E		Jason Kamlet	1997, 1998, 1999, 2000	Rennie Phillips	1975
Chris Eatough	1993, 1994, 1995, 1996	George Kammoun	1968	Danny Poe	2005
Greg Eckhardt	2007, 2008, 2009, 2010	Nabeel Kammoun	1972, 1973	Mike Potempa	1998, 1999
Matt Elliott	1997	Grant Kevins	2004	James Powell	1970, 1971, 1973
Eric Eichmann	1985, 1986	Kamran Khyltash	2010	Keegan Priest	2008, 2009, 2010, 2011, 2012
Ben Erkens	2020, 2021, 2022	Russell Kiefer	1996, 1998, 1999, 2000	Q	
F		Mark Kinch	1993, 1995	Dana Quick	1996
Lars Fallang	1998, 1999, 2000	John Klinick	1969, 1970, 1971	R	
Luis Felipe Fernandez-Salvador	2018, 2019	Harrison Kurtz	2017	Nathan Rawlins	1998, 1999, 2000
Kevin Fielden	2016	Daniel Kuzemka	2017, 2018	Grayson Raynor	2016, 2017
Max Fisher	2020	L		Isaiah Reid	2019, 2020
Eric Fletcher	2010	Trey Langlois	2016	Steven Rhyne	2002, 2003, 2004
Bill Fortner	1985	Aaron Leininger	2001	Nathan Richmond	2022
Tim Fuller	2000	Nolan Lennon	2015, 2016, 2017, 2018, 2019	Nick Rivera	2004
Pat Fullerton	1998, 2000, 2002	Jarrett Lewis	2007	Charles Roberts	2003, 2004, 2005, 2006
G		Ricky Lewis	2002	Parker Rogers	2006, 2007, 2008, 2009
Marco Garcia	2022	Stan Lewis	1970, 1971	Jamey Rootes	1985, 1986, 1987
Tom Gibbons	1980, 1981, 1982	Steve Lucey	1985, 1986	Justin Rose	1995
Brad Gibson	2002, 2003, 2004, 2005, 2006	Adam Lundegard	2021, 2022	Scott Rosman	2006, 2007, 2008, 2009
Rob Giesbers	1974, 1975	M		Ryan Roushanel	2005, 2006
Chris Glodack	2014	Glen MacIntyre	1979	Jeff Routh	2005, 2006, 2007
Andy Gill	1975	Iman Mafi	2016	Paul Rutenis	1987, 1988
Hunter Gilstrap	2002, 2003, 2004, 2005	Dawson Malcolm	2021, 2022	S	
Bo Godwin	2009, 2010, 2011, 2012	Justin Malou	2018, 2019, 2020	Manolo Sanchez	2013, 2014
Alvaro Gomez	2019, 2020, 2021, 2022	Trevor Manion	2020, 2021, 2022	Titus Sandy	2020, 2021, 2022
Ross Goodacre	1999, 2000, 2001, 2002	George Marks	2018, 2019, 2020	Austin Savage	2010, 2011, 2013
Burke Goodloe	1989, 1990, 1991, 1992	John Martin	2018, 2019, 2020	David Schmieding	1976
Kyle Goodrich	2000	Chris Martinez	1992	Frank Seitz	1992, 1993
Jamahl Green	1994, 1996	Chris Matlashewski	2019	Mohamed Seye	2019, 2022
Michael Guisti	1998	Malick Mbaye	2018	Kamel Shalhoub	1974
H		Stephen McGill	2011	Oliver Shannon	2016, 2017
Nate Hall	2017, 2018, 2019	David McGrew	1977, 1978, 1980	Iain Smith	2012
Josh Hallenberger	2020	Quinn McNeill	2018, 2019, 2020	Richard Soanes	2001
Aiden Hampton	2022	John Meade	1969	Perry Sosebee	2000
Jim Hanahan	1968	John Meek	1988	Paul Souders	2001, 2002, 2003, 2004
Richard Hanks	1996	Michael Melvin	2016, 2017	J.D. Spearman	2008, 2009, 2010, 2011
Tyler Happ	2012	Ximo Miralles	2016	Paul Stalteri	1997
Andy Heck	1998, 1999, 2000, 2001	Cody Mizell	2011, 2012	William Stanford	1993
Johnny Heckman	2016, 2017, 2018	Bryson Moore	2007, 2009	Alex Stockinger	2011, 2012, 2013, 2014
Chris Heijer	2016, 2017	Justin Moore	2003, 2005	Tim Stroebeck	2021, 2022
Alex Hemmingsen	2017	Ralston Moore	1974, 1975, 1976	Jonny Sutherland	2018
Malcolm Hichcliffe	1998	Enrique Montana III	2019, 2020, 2021, 2022	Michael Swift	2016
Chase Hilgenbrinck	2001, 2002, 2003, 2004	Alfred Morrison	1974	T	
Mauriq Hill	2016	David Mullis	1969	Andrew Tarbell	2013, 2014
David Hopper	1994	Kyle Murphy	2013, 2014	John Tardy	2008
Kevin Howell	2005	Mark Muschick	1989, 1990	Giles Thaxter	2020
Scott Hynd	1994	N		Cale Thorne	2016, 2017, 2018, 2019
I		Thomas Najjar	1989	Nathan Thornton	2007, 2008, 2009, 2010
		Chuck Nash	1984		

Mo Tinsley	1980, 1981
Lassiter Tollison	2012
David Torris	1983, 1984
Tyler Trimnal	2022
Graham Tull	1994, 1996

U

Bradley Usry	2006
Micah Usry	2006, 2007

W

Derek Waleffe	2022
Terry Watson	2022
Craig Wenning	1994, 1996, 1997
Dimelon Westfield	2002
Tony Williams	1997, 1998
Raleigh Wolfe	2005
Eddie Worsfold	1981
Jason Wright	2016

Y

Jeff Yenzer	1994, 1996, 1997
-------------	------------------

Z

Jaro Zawislan	1991, 1992, 1993, 1994
Michael Zierhoffer	2017

ALL-TIME STARTERS

1967

(6-5 Overall 1-3 ACC)

G Paul Smith, SR (6) 78 Saves
 RB Don McCombs, SO (6) 0g 0a
 LB Bill Collins, JR (11) 0g 0a
 RH Dick Schroeder, SR, (10) 1g 3a
 CH Alan Griffin, FR (7) 0g 2a
 LH Pete Verdee, SO (11) 5g 2a
 OR Gary Fleetwood, SR, (11) 2g 2a
 IR Mark Rubich, SO (8) 8g 5a
 CF Frank Schmidt, JR (11) 3g 0a
 IL Leo Serrano, SR (7) 9g 2a
 OL Bjorn Anzen, JR (11) 4g 3a

1968

(9-3-1 Overall, 1-3-1 ACC)

G Gary Pace, JR (10) 110 Saves
 RB George Kammoun, SR (12) 0g 0a
 LB Bill Collins, SR (10) 0g 2a
 RH Ken Butler, SO (8) 2g 1a
 CH Alan Griffin, SO (12) 1g 0a
 LH Ed Wenz, SO (12) 0g 2a
 OR Bjorn Anzen, SR (11) 3g 5a
 IR Frank Schmidt, SR (12) 4g 4a
 CF Bruce Pinto, SO (8) 0g 2a
 IL Andy Demori, SO (12) 19g 5a
 OL Mark Rubich, JR (12) 10g 4a

1969

(5-6-1 Overall, 1-4 ACC)

G Gary Pace, SR (12) 124 Saves
 RB Stan Lewis, SO (12) 0g 1a
 LB James Powell, FR (11) 2g 1a
 RH Roger Collins, JR (12) 1g 0a
 CH Ed Wenz, JR (6) 0g 0a
 LH Ken Butler, JR (11) 2g 0a
 OR Pete Verdee, SR (7) 3g 0a
 IR Don McCombs, SR (8) 0g 0a
 CF Jack Mansmann, SO (6) 1g 0a
 IL Andy Demori, JR (12) 10g 2a
 OL Mark Rubich, SR (12) 5g 0a
 OL David Mullis, SR (6) 0g 2a

1970

(8-3-2 Overall, 1-3-1 ACC)

G John Burroughs, SR (10) 44 Saves
 RB Stan Lewis, JR (13) 0g 2a
 LB Roger Collins, SR (11) 2g 1a
 RH Mark Bystry, FR (12) 4g 1a
 CH Jim Powell, SO (11) 1g 1a
 CH Alan Griffin, JR (8) 0g 0a
 LH Joe Alfandre, FR (12) 0g 0a
 OR Jack Mansmann, JR (13) 3g 5a
 IR Crag Daugherty, FR (8) 8g 8a
 IL Andy Demori, SR (12) 27g 6a
 OL Steve Dotson, FR (12) 3g 3a

1971

(8-3-1 Overall, 1-3-1 ACC)

G Steve Schoen, FR (12) 56 Saves
 RB Jim Powell, JR (12) 0g 1a
 LB Joe Alfandre, SO (11) 0g 1a

RH Alan Griffin, SR (8) 0g 1a
 CH Gary Stuber, FR (12) 0g 1a
 LH Ed Camara, SO (12) 1g 1a
 OR Lou Forline, FR (12) 2g 4a
 IR Crag Daugherty, SO (12) 8g 2a
 CF Jon Babashak FR (12) 11g 3a
 IL Nabeel Kammoun, SO (12) 18g 6a
 OL Roberto Bradford, JR (9) 8g 6a

1972

(13-1-1 Overall, 5-0 ACC)

ACC CHAMPIONS

NCAA Final 16

G Greg Shroth, SO (15) 49 Saves
 RB Jim Powell, SR (15) 0g 0a
 LB Gary Stuber, SO (15) 0g 2a
 RH Ed Camara, JR (15) 0g 0a
 CH Ron Giesbers, JR (15) 1g 2a
 LH Clyde Browne, FR (13) 2g 5a
 OR Lou Forline, SO (14) 3g 2a
 IR Henry Abadi, JR (10) 13g 5a
 CF Italo Yannuzzelli, JR (14) 15g 5a
 IL Jon Babashak, SO (11) 7g 2a
 OL Nabeel Kammoun, JR (15) 9g 10a

1973

(16-1-0, 5-0 ACC)

ACC Champions

Third In NCAA Tournament

Ranked Fourth in Final Poll

G Denis Carrington, FR (17) 39 Saves
 D Gordon Alphonso, FR (17) 0g 0a
 D Ron Geisbers, JR (17) 2g 1a
 D Ralston Moore, SO (17) 2g 0a
 D Ed Camara, SR (17) 1g 3a
 M Clyde Watson, FR (17) 12g 5a
 M Alfred Morrison, FR (17) 5g 4a
 M Clyde Browne, SO (17) 8g 10a
 M Nabeel Kammoun, SR (17) 5g 6a
 F Henry Abadi, SR (16) 32g 7a
 F Woolley Ford, FR (16) 21g 9a

1974

(12-3-0, 5-0 ACC)

ACC Champs

NCAA Final 16

Ranked Sixth in Final Poll

G Denis Carrington, SO (14) 69 Saves
 D Gordon Alphonso, SO (9) 0g 0a
 D Ron Geisbers, SR (15) 2g 0a
 D Ralston Moore, JR (14) 3g 3a
 D Mark Alphonso, FR (8) 0g 0a
 M Eric Smith, FR (9) 1g 3a
 M Alfred Morrison, SO (11) 2g 4a
 M Clyde Browne, JR (15) 4g 2a
 M Clyde Watson, SO (15) 2g 8a
 F George Hyles, FR (10) 11g 0a
 F Rennie Phillips, FR (15) 17g 5a

1975

(13-2-0 Overall, 5-0 ACC)

ACC Champs

NCAA Final 16

Ranked First in Final Poll

G Maxie Headley, SO (9) 36 Saves
 D Gordon Alphonso, JR (10) 0g 0a
 D Mark Alphonso, SO (13) 1g 0a
 D Alfred Morrison, JR (15) 1g 0a
 D Ralston Moore, SR (15) 2g 1a
 M Clyde Browne, SR (12) 0g 3a
 M Taiwo Ogunjobi, FR (11) 9g 2a
 M Benedict Popoola, FR (11) 6g 4a
 M Damian Ogunsuyi, FR (12) 5g 6a
 F Godwin Ogbueze, FR (11) 16g 2a
 F Christian Nwokocha, FR (10) 11g 3a

1976

(18-2-1 Overall, 4-0-1 ACC)

ACC Champs

Fourth in NCAA Tournament

Ranked Fourth in Final Poll

G *Denis Carrington, SR
 G Maxie Headley, JR
 D *Gordon Alphonso, SR 1g
 D *Alfred Morrison, SR 2g
 D Charles Headlam, JR 2g
 D *Douglas Scott, JR 1g
 D *Eric Smith, JR 1g
 D Michael Gribbon, SO
 D Kingsley Botchway, SO
 M Obed Ariri, FR 15g
 M Damian Odoh, FR
 M *Clyde Watson, SR 4g
 M *Damian Ogunsuyi, SO 9g 1a
 M *Taiwo Ogunjobi, SO 14g
 M *Benedict Popoola, SO 7g 7a
 F *Godwin Ogbueze, SO 18g
 F *Christian Nwokocha, SO 20g 3a
 F Kenneth Ildigwe, SO 10g
 F Emmanuel Egede, SO 1g
 F Rennie Phillips, JR 6g
 F Marwan Kamaruddin, FR 3g

Note: The number of games started for each player is unavailable for the 1976 season. The complete roster for the 1976 season is given.

*Probable Starters

1977

(16-1-0, 5-0 ACC)

ACC Champs

NCAA Quarterfinalist

Ranked Fourth in Final Poll

G John Bruens, JR (17) 29 Saves
 D Mark Alphonso, SR (11) 0g 0a
 D Damian Odoh, SO (16) 1g 0a
 D Charles Headlam, SR (16) 0g 0a
 D Eric Smith, SR (16) 1g 1a
 M Benedict Popoola, JR (16) 11g 5a
 M Taiwo Ogunjobi, JR (16) 7g 2a
 M Marwan Kamaruddin, SO (15) 11g 6a
 M Emmanuel Egede, JR (12) 4g 3a

ALL-TIME STARTERS

M Damian Ogunsuyi, JR (12) 6g 5a
 F Godwin Ogbueze, JR (13) 11g 4a
 F Christian Nwokocha, JR (13) 10g 13a

1978

(18-1-1 Overall, 4-0-1 ACC)

ACC Champs

Third in NCAA Tournament

Ranked Third in Final Poll

G Bill Finneyfrock, JR (12) 45 Saves
 D Charles Headlam, SR (19) 2g 1a
 D Michael Gribbon, JR (17) 1g 1a
 D Gordon Braithwaite, FR (18) 1g 0a
 D Damian Odoh, JR (18) 0g 0a
 M Damian Ogunsuyi, SR (20) 11g 7a
 M Benedict Popoola, SR (12) 7g 2a
 M Taiwo Ogunjobi, SR (17) 5g 3a
 M Emmanuel Egede, SR (19) 3g 8a
 F Christian Nwokocha, SR (17) 18g 8a
 F Marwan Kamaruddin, JR (16) 10g 3a

1979

(16-2-1 Overall, 5-0-0 ACC)

ACC Champs

National Runnerup

G John Bruens, SR (14) 39 Saves
 D Michael Gribbon, JR (19) 0g 3a
 D Damian Odoh, SR (14) 0g 0a
 D Bobby Lue, SO (13) 0g 0a
 D Rich Finneyfrock, JR (7) 0g 1a
 M Marwan Kamaruddin, SR (15) 5g 5a
 M Arthur Ebunam, FR (18) 5g 4a
 M Joe Awesu, FR (14) 3g 5a
 M Vincent Chika, FR (19) 2g 6a
 F Nnamdi Nwokocha, FR (17) 2g 11a
 F Obed Ariri, SR (16) 17g 6a
 Mo Tinsley, FR (15) 11g 10a

1980

(12-3-2 Overall, 4-1-1 ACC)

G Sean Burke, FR (17) 103 Saves
 D Dennis Nash, JR (17) 1g 2a
 D Tom Gibbons, SO (12) 1g 0a
 D Rich Finneyfrock, SR (15) 0g 0a
 D Bobby Lue, JR (16) 0g 0a
 M Arthur Ebunam, SO (17) 10g 4a
 M Donald Igwebuike, FR (16) 2g 8a
 M Dave Barnfield, JR (12) 1g 1a
 M Vincent Chika, SO (16) 1g 0a
 F Nnamdi Nwokocha, SO (13) 21g 1a
 F Mo Tinsley, SO (17) 5g 10a

1981

(18-2-0 Overall, 5-1 ACC)

ACC Champs

NCAA Final 16

Ranked Eighth in Final Poll

G Sean Burke, SO (14) 70 Saves
 D John Lee, FR (17) 1g 3a
 D Charlie Igwobi-Okoye, FR (15) 1g 1a
 D Vincent Chika, JR (15) 0g 3a
 D Adubarie Otorubio, FR (18) 0g 1a
 M Maxwell Amatasiro, FR (14) 4g 4a

M Donald Igwebuike, SO (13) 4g 3a
 M Aronso Aronu, FR (17) 3g 1a
 M Arthur Ebunam, JR (20) 8g 4a
 F Nnamdi Nwokocha, JR (20) 21g 5a
 F Mo Tinsley, JR (15) 10g 6a

1982

(18-2-1 Overall, 5-1 ACC)

ACC Champs (Tie)

NCAA Final 16

Ranked Third in Final Poll

G Jamie Swanner, JR (21) 91 Saves
 D Adubarie Otorubio, SO (21) 4g 0a
 D Vincent Chika, SR (21) 1g 3a
 D Peter Coles, SO (19) 0g 2a
 D David Torris, FR (17) 0g 1a
 M Maxwell Amatasiro, SO (21) 7g 5a
 M Arthur Ebunam, SR (21) 11g 6a
 M John Lee, SO (21) 4g 5a
 M Danny Clavijo, SO (18) 3g 0a
 F Mo Tinsley, SR (21) 15g 7a
 F Chuck Nash, SO (17) 13g 6a

1983

(16-3-2 Overall, 3-2-1 ACC)

Ranked 11th in Final Poll

G Jamie Swanner, SR (21) 83 Saves
 D Charlie Morgan, JR (20) 3g 5a
 D Adubarie Otorubio, JR (14) 3g 1a
 D David Torris, SO (21) 1g 0a
 D Peter Coles, JR (18) 0g 1a
 M Eric Eichmann, FR (20) 5g 5a
 M Maxwell Amatasiro, JR (13) 4g 6a
 M John Lee, JR (11) 3g 3a
 M Dick Landgren, FR (14) 3g 3a
 F Chuck Nash, JR (20) 13g 6a
 F Gary Conner, FR (18) 11g 4a

1984

(22-4 Overall, 4-2 ACC)

NATIONAL CHAMPIONS

G Tim Genovese, SO (20) 48 Saves
 D John Lee, SR (22) 4g 5a
 D Charlie Morgan, SR (24) 3g 2a
 D Adubarie Otorubio, SR (25) 1g 1a
 D David Torris, JR (15) 1g 1a
 M Eric Eichmann, SO (25) 8g 12a
 M Dick Landgren, SO (24) 8g 5a
 M Maxwell Amatasiro, SR (16) 5g 7a
 M Paul Rutenis, FR (16) 1g 2a
 F Gary Conner, SO (20) 19g 8a
 F Bruce Murray, FR (24) 13g 15a

1985

(19-3-2 Overall, 5-1 ACC)

NCAA Final 16

ACC Champions

Ranked Third in Final Poll

G Shawn Cartmill, SR (14) 35 Saves
 D Pete Stebbins, SR (21) 4g 8a
 D Paul Rutenis, SO (23) 6g 3a
 D Paul Carollo, SO (16) 1g 6a
 D Bernard Gray, JR (20) 0g 0a

M Eric Eichmann, JR (23) 11g 19a
 M Dick Landgren, JR (24) 8g 8a
 M J.R. Fenton, JR (23) 7g 6a
 M Jamey Rootes, SO (19) 2g 3a
 F Gary Conner, JR (24) 21g 6a
 F Bruce Murray, SO (20) 9g 14a

1986

(12-6-2 Overall, 3-3 ACC)

Ranked 18th in Final Poll

G Chris Dudley, JR (11) 38 Saves
 D Paul Rutenis, JR (18) 3g 2a
 D Bill Fortner, SR (19) 1g 2a
 D Paul Carollo, JR (20) 0g 4a
 D Bernard Gray, SR (17) 0g 0a
 M Eric Eichmann, SR (19) 8g 11a
 M Jamey Rootes, JR (20) 5g 7a
 M David Fortner, FR (10) 1g 2a
 M Dick Landgren, SR (15) 0g 2a
 F Gary Conner, SR (18) 16g 2a
 F Bruce Murray, JR (16) 6g 6a

1987

(18-5-1 Overall, 1-4-1 ACC)

NATIONAL CHAMPIONS

G Roberto Marinaro, FR (11) 43 Saves
 G Tim Genovese, SR (7) 29 Saves
 D Paul Rutenis, (24) SR 8g 6a
 D Joey Feinberg, (22) FR 1g 2a
 D Paul Carollo, (13) SR 1g 1a
 D Andres Alos, (22) FR 0g 1a
 M Edo Boonstoppel, (23) SO 4g 6a
 M Thomas Najjar, (19) FR 4g 5a
 M Jamey Rootes, SR (24) 3g 4a
 M Dave Veghte, SO (14) 2g 3a
 F Bruce Murray, SR (20) 20g 11a
 F Pearse Tormey, FR (22) 11g 6a

1988

(10-7-2 Overall, 2-4 ACC)

G Bryan Mills, FR (8) 21 Saves
 D Joey Feinberg, SO (19) 4g 0a
 D Kevin England, FR (18) 1g 5a
 D Andres Alos, SO (13) 1g 0a
 D Toby Wilcox, FR (10) 0g 1a
 M Richard Richmond, (14) SO 4g 2a
 M Edo Boonstoppel, JR (12) 3g 8a
 M Thomas Najjar, SO (15) 5g 0a
 M David Veghte, JR (19) 1g 5a
 M Quinton Fraai, JR (13) 1g 0a
 F Pearse Tormey, SO (19) 9g 13a
 F James Grimes, FR (13) 12g 2a

1989

(13-6-1 Overall, 1-4-1 ACC)

G Kevin Taylor, SR (16) 54 Saves
 D Burke Goodloe, SO (11) 1g 0a
 D Chris Martinez, FR (19) 0g 1a
 D Steve Wolf, SO (20) 0g 1a
 D Joey Feinberg, JR (14) 4g 5a
 M David Veghte, SR (18) 5g 7a
 M Edo Boonstoppel, SR (20) 2g 8a
 M Andy Pujats, FR (19) 4g 1a

ALL-TIME STARTERS

M Thomas Najjar, JR (16) 1g 7a
 F Pearse Tormey, JR (19) 15g 8a
 F Jon Payne, FR (17) 5g 2a

1990

(16-4-1 Overall, 4-1-1 ACC)

**ACC Regular Season Champions
 Ranked Fourth in Final Poll**

G Jaro Zawislán, FR (21) 134 Saves
 D Chris Martínez, SO (21) 6g 2a
 D Andy Pujats, SO (21) 2g 4a
 D Kevin England, JR (19) 0g 5a
 D James Dean, FR (18) 1g 1a
 M Jon Payne, SO (19) 12g 4a
 M Thomas Najjar, SR (18) 6g 10a
 M Richie Richmond, SR (16), 4g 5a
 M John Hammontree, JR (15) 5g 2a
 F Pearse Tormey, SR (20) 5g 14a
 F Jimmy Glenn, FR (21) 19g 5a

1991

(13-6-2 Overall, 2-3-1 ACC)

Ranked 18th in Final Poll

G Jaro Zawislán, SO (21) 103 Saves
 D Chris Martínez, JR (18) 4g 0a
 D Burke Goodloe, JR (18) 1g 2a
 D Garrett Cronin, JR (16) 3 g 4a
 D Andy Pujats, JR (21) 3g 5a
 M Rivers Guthrie, FR (14) 6g 2a
 M John Hammontree, SR (19) 6 g 1a
 M Jon Payne, JR (14) 4g 5a
 M Frank Seitz, JR (14) 0g 5a
 M Matt Kirk, SO (15) 1g 1a
 F Jimmy Glenn, SO (17) 12g 8a
 F David McGuire, FR (18) 11g 4a

1992

(12-6-4 Overall, 1-3-2 ACC)

G Jaro Zawislán, JR (22) 112 Saves
 D Andy Pujats, SR (20) 2g 1a
 D Sylvan Bednar, FR (19) 1g 3a
 D Chris Eatough, FR (17) 1g 0a
 D Jamahl Green, FR (17) 0g 1a
 M Mark Kinch, FR (17) 4g 8a
 M Nidal Baba, SO (17) 5g 4a
 M Miles Joseph, FR (15) 2g 6a
 M Rivers Guthrie, SO (18) 1g 7a
 F Jon Payne, SR (16) 7g 2a
 F Jimmy Glenn, JR (14) 5g 3a

1993

(18-5-1 Overall, 5-0-1)

**ACC Regular Season Champions
 NCAA Final 16
 Ranked Fifth in Final Poll**

G Jaro Zawislán, SR (24) 97 Saves
 D Sylvan Bednar, SO (22) 2g 0a
 D Chris Eatough, SO (23) 0g 0a
 D Jamahl Green, SO (23) 0g 2a
 D Danny Care, FR (19) 2g 3a
 M Imad Baba, FR (24) 5g 14a
 M Nidal Baba, JR (19) 1g 4a
 M Miles Joseph, SO (23) 11g, 19a

M Rivers Guthrie, JR (16) 4g, 10a
 F Wolde Harris, SO (23) 29g, 7a
 F Jimmy Glenn, SR (23) 32g, 12a

1994

(13-7-1 Overall, 2-4 ACC)

G Matt Jordan, FR (21) 63 Saves
 D Mark Kinch, SO (13) 0g, 1a
 D Tony Williams, FR (20) 1g, 1a
 D Justin Rose, FR (17) 1g, 1a
 D Jamahl Green, JR (17) 0g, 1a
 M Imad Baba, SO (20) 8g, 11a
 M Nidal Baba, SR (21) 7g, 9a
 M Rivers Guthrie, SR (19) 6g, 18a
 M Danny Care, SO (21) 2g, 4a
 F Wolde Harris, JR (15) 26g, 2a
 F Miles Joseph, JR (17) 9g, 8a

1995

(16-6-1 Overall, 4-2 ACC)

NCAA Final 16

G Matt Jordan, SO (22) 72 Saves
 D Tony Williams, SO (17) 1g, 5a
 D Justin Rose, SO (16) 0g, 1a
 D Sylvan Bednar, SR (20) 3g, 0a
 D Dana Quick, JR (23) 0g, 0a
 M Imad Baba, JR (22) 8g, 7a
 M Danny Care, JR (23) 4g, 10a
 M Jason Kamlet, FR (19) 2g, 3a
 M Craig Wenning, JR (13) 0g, 2a
 F Wolde Harris, SR (23) 21g, 9a
 F Miles Joseph, SR (22) 8g, 8a

1996

(10-7-2 Overall, 2-3-1 ACC)

G Matt Jordan, SO (17) 52 Saves
 D Tony Williams, JR (19) 1g, 7a
 D Jeff Bilyk, FR (18) 0g, 1a
 D Chris Behrman, SR (15) 1g, 0a
 D Danny Care, SR (19) 1g, 3a
 M John Wilson, SO (16) 5g, 6a
 M Jody DeBruin, SO (18) 4g, 4a
 M Eric Quill, FR (13) 5g, 6a
 M Nathan Rawlins, FR (11) 1g, 1a
 F Jeff Yenzen, SR (17) 17g, 4a
 F Paul Stalteri, FR (13) 9g, 7a

1997

(11-7-3 Overall, 2-3-1 ACC)

**Ranked 12th in Final Poll
 NCAA Quarterfinalist**

G Matt Jordan, SR (20) 124 Saves
 D Jeff Bilyk, JR (20) 1g, 0a
 D Matt Elliott, SO (18) 0g, 1a
 D Mike Potempa, FR (21) 0g 1a
 D Pablo Webster, FR (18) 0g 1a
 M Tony Williams, SR (21) 3g 6a
 M Jeremy Iwaszkowicz, SO (19) 1g, 2a
 M Nathan Rawlins, SO (18) 1g, 0a
 M Wojciech Krakowiak, SO (20) 11g, 5a
 F Jody DeBruin, SR (20) 9g, 7a
 F John Wilson, JR (15) 4g, 7a

1998

(22-2 Overall, 5-1 ACC)

Ranked First in Final Poll

ACC Champions

NCAA Quarterfinalist

G Josh Campbell, JR (23) 79 Saves
 D Matt Elliott, JR (20) 0g 3a
 D Mike Potempa, SO (24) 0g 0a
 D Nathan Rawlins, JR (23) 2g 6a
 D Alan Woods, JR (22) 2g, 1a
 M Jeff Bylik, SR (21) 1g 1a
 M Jeremy Iwaszkowicz, JR (20) 4g 6a
 M Mark Lisi, SO (24) 10g, 17a
 F Wojtek Krakowiak, JR (23) 31g, 8a
 F Scott Bower, JR (22) 9g, 16a
 F John Wilson, SR (20) 4g, 11a

1999

(9-8-2 Overall, 2-2-2 ACC)

G Josh Campbell, SR (16) 53 Saves
 D Alan Woods, SR (19) 5g, 2a
 D Pablo Webster, JR (12) 0g, 5a
 D Mike Potempa, JR (18) 1 g, 2a
 D Christian Baldwin, SR (17) 0g 0a
 M Mark Lisi, JR (18) 5g, 6a
 M Ross Goodacre SO (19) 4g, 7a
 M Matt Elliott, SR (19) 1g, 0a
 M Andy Heck, JR (9) 0g, 0a
 F Ian Fuller, SO (18) 7g, 7a
 F Bob Cavanagh, SR (15) 6g, 5a

2000

(14-4-2 Overall, 3-3 ACC)

Ranked Eighth in Final Poll

NCAA Final 16

G Doug Warren, SO (20) 77 Saves
 D Pablo Webster, SR (20) 2g, 13a
 D Oguchi Onyewu, FR (20) 5g, 5a
 D Ricky Lewis, FR (19) 3g, 4a
 D Mike Potempa, SR (17) 0g, 1a
 M Mark Lisi, SR (17) 15g, 8a
 M Ross Goodacre, JR (11) 3g, 9a
 M Kenneth Cutler, FR (17) 1g, 4a
 M Nathan Rawlins, SR (11) 2g, 2a
 M Oskar Bringsved, FR (20) 1g, 1a
 F Fabio Tambosi, SO (17) 14g, 5a
 F Ian Fuller, JR (11) 3g, 8a

2001

(19-5 Overall, 4-2 ACC)

ACC Champions

**Ranked Fourth in Final Poll
 NCAA Final 8**

G Doug Warren, JR (23) 76 Saves
 D Oguchi Onyewu, SO (24) 7g, 5a
 D Kevin Conaway, SR (22) 0g, 7a
 D Ricky Lewis, SO (20) 2g, 2a
 D Chase Hilgenbrinck (15) 1g, 2a
 M Paul Souders, SO (20) 7g, 6a
 M Ross Goodacre, SR (16) 5g, 4a
 M Oskar Bringsved, SO (23) 1g, 5a
 F Ian Fuller, SR (21) 11g, 8a
 F Dimelon Westfield, JR (16) 9g, 5a
 F Fabio Tambosi, JR (17) 3g, 8a

ALL-TIME STARTERS

2002

(14-5-3 Overall, 2-3-1 ACC)

Ranked 7th in Final Poll

NCAA Quarterfinalist

G Doug Warren, SR (19) 108 Saves
 D Ricky Lewis, JR (19) 4g, 6a
 D Chase Hilgenbrinck, JR (19) 1g, 5a
 D Nick Rivera, JR (20) 1g, 1a
 D Justin Moore, FR (20) 0g, 2a
 M Kenny Cutler, JR (20) 5g, 5a
 M Fabio Tambosi, SR (20) 2g, 12a
 M Oskar Bringsved, JR (20) 0g, 6a
 F Paul Souders, JR (11) 2g, 5a
 F Steven Rhyne, JR (19) 7g, 9a
 F Dimelon Westfield, SR (17) 20g, 5a

2003

(9-7-4 Overall, 2-4 ACC)

G Phil Marfuggi, FR (14) 55 Saves
 D Chase Hilgenbrinck, SR (20) 1g, 3a
 D Nick Rivera, SR (14) 1g, 0a
 D Brett Branan, JR (11) 1g, 1a
 D Justin Moore, SO (15) 1g, 3a
 M Kenny Cutler, SR (20) 3g, 3a
 M Bradley Gibson, SO (18) 0g, 1a
 M Paul Souders, SR (18) 4g, 4a
 M Landy Mattison, JR (14) 0g, 1a
 F Charlie Roberts, JR (11) 5g, 2a
 F Andre Borges, SR (13) 5g, 2a

2004

(8-9-1 Overall, 2-5 ACC)

G Phil Marfuggi, SO (11) 31 Saves
 D Justin Moore, JR (17) 3g, 4a
 D Nathan Sturgis, FR (17) 3g, 0a
 D Havird Usry, FR (10) 1g, 1a
 D Landy Mattison, SR (18) 1g, 1a
 M J.D. Brooks, SR (17) 0g, 0a
 M Stuart Holden, SO (14) 3g, 3a
 M Mark Buchholz, FR (16) 1g, 0a
 M Bradley Gibson, JR (18) 0g, 2a
 F Olatomiwa Ogunsola, SO (9) 3g, 1a
 F Steven Rhyne, SR (18) 11g, 5a

2005

(15-6-3 Overall, 2-4-2 ACC)

Ranked Third in Final Poll

NCAA Final Four

G Phil Marfuggi, JR (24) 89 Saves
 D Justin Moore, SR (22) 0g, 7a
 D Nathan Sturgis, SO (24) 2g, 7a
 D Havird Usry, SO (22) 0g, 1a
 D Alan O'Hara, JR (24) 1g, 1a
 M Mark Buchholz, SO (23) 5g, 3a
 M Bryson Moore, FR (23) 4g, 4a
 M Randy Albright, SR (13) 4g, 4a
 M Bradley Gibson, SR (16) 0g, 2a
 F Dane Richards, JR (24) 12g, 8a
 F Hector Quintanar, JR (19) 5g, 0a

2006

(13-5-2 Overall, 3-3-2 ACC)

Ranked Ninth in Final Poll

NCAA Round of 16

G Phil Marfuggi, SR (16) 67 Saves
 D Havird Usry, JR (15) 0g, 1a
 D Micah Usry, SR (14) 0g, 1a
 D Alan O'Hara, JR (24) 1g, 1a
 D Greg Eckhardt, FR (17) 0g, 0a
 M Mark Buchholz, JR (20) 4g, 6a
 M Bryson Moore, SO (15) 3g, 2a
 M Hector Quintanar, SR (20) 0g, 7a
 M David Bell, JR (15) 2g 1a
 F Dane Richards, SR (19) 11g, 9a
 F Frederico Moojen, SR (18) 11g, 2a

2007

(7-11-1 Overall, 2-6 ACC)

G Joseph Bendik, SO (19) 93 Saves
 D David Newton, SO (16) 2g, 2a
 D Greg Eckhardt, SO (19) 1g, 2a
 D Parker Rogers, SO (9) 0g, 1a
 D Havird Usry, SR (17) 0g, 1a
 M Tommy Drake, FR (13) 5g, 3a
 M Eric Cava, FR (13) 1g, 5a
 M Mark Buchholz, SR (14) 3g, 3a
 M Danny Poe, SR (18) 1g, 1a
 F Tate Parrish, SR (17) 6g, 6a
 F David Bell, SR (10) 2g, 2a

2008

(7-9-2 Overall, 3-4-1 ACC)

G Joseph Bendik, JR (18) 92 Saves
 D David Newton, JR (16) 0g, 1a
 D Greg Eckhardt, JR (17) 2g, 2a
 D Bryson Moore, SR (18) 0g, 4a
 D Francklin Blaise, FR (18) 0g, 1a
 M Hassan Ibrahim, JR (11) 4g, 4a
 M Eric Cava, SO (14) 0g, 5a
 M Nick Burton, FR (10) 3g, 3a
 M Connor Barbaree, FR (13) 0g, 3a
 F Nathan Thornton, JR (11) 3g, 1a
 F Tommy Drake, SO (14) 1g, 2a

2009

(6-12-1 Overall, 2-6 ACC)

G Joseph Bendik, SR (18) 85 Saves
 D Josh Shutter, FR (12) 0g, 2a
 D David Newton, SR (17) 0g, 0a
 D Greg Eckhardt, SR (11) 0g, 0a
 D Bo Godwin, FR (14) 0g, 0a
 M Tommy Drake, JR (17) 3g, 3a
 M Riley Sumpter, SO (18) 2g, 1a
 M Eric Cava, JR (18) 1g, 3a
 M Connor Barbaree, SO (17) 1g, 3a
 F Nathan Thornton, SR (16) 8g, 2a
 F Austin Savage, FR (13) 6g, 3a

2010

(5-9-4 Overall, 2-4-2 ACC)

G Cody Mizell, FR (17) 64 Saves
 D Jack Metcalf, FR (16) 1g, 1a
 D Bo Godwin, SO (15) 0g, 1a
 D Wes Nelson, SO (15) 0g 2a

D Francklin Blaise JR (18) 0g 1a
 M Tommy Drake, SR (15) 5g 5a
 M Stephen McGill, FR (9) 1g 3a
 M Alex Stockinger, FR (18) 0g 3a
 M Eric Cava, SR (9) 0 ga 1a
 M Nick Burton, JR (16) 2g, 3a
 F Austin Savage, SO (15) 4g, 1a
 F Riley Sumpter, JR (13) 4g 1a

2011

(8-8-2 Overall, 4-4 ACC)

G Cody Mizell, SO (17) 76 Saves
 D Bo Godwin, JR (13) 0g, 1a
 D Wes Nelson, JR (13) 0g, 1a
 D Phaniel Kavita, FR (18) 1g, 0a
 D Alex Stockinger, SO (17) 0g, 0a
 M Jack Metcalf, SO (16) 0g, 5a
 M Amadou Dia, FR (12) 4g, 1a
 M Ara Amirkhanian, FR (12) 1g, 1a
 M Keegan Priest, GR (16) 0g, 3a
 F Brynjar Benediktsson, FR (12) 7g, 5a
 F Austin Savage, JR (14) 6g, 4a

2012

(6-9-5 Overall, 3-2-3 ACC)

G Cody Mizell, JR (17) 59 Saves
 D Kyle Fisher, FR (20) 0g, 2a
 D Jack Metcalf, JR (15) 0g, 0a
 D Phaniel Kavita, SO (20) 0g, 0a
 D Franklin Blaise, SR (10) 0g, 0a
 M Paul Clowes, FR (19) 0g 3a
 M Alex Stockinger, JR (16) 3g, 1a
 M Amadou Dia, SO (15) 0g, 3a
 F Ara Amirkhanian, SO (14) 5g, 2a
 F Austin Savage, SR (17) 8g, 4a
 F Manolo Sanchez, SO (19) 2g, 6a

2013

(11-7-3 Overall, 5-4-2 ACC)

G Andrew Tarbell, FR (15) 36 Saves
 D Kyle Fisher, SO (21) 2g, 0a
 D Phaniel Kavita, JR (21) 0g, 0a
 D Amadou Dia, JR (21) 0g, 1a
 D Jack Metcalf, SR (19) 0g, 3a
 M Thomas McNamara, GR (20) 7g, 8a
 M Paul Clowes, SO (18) 0g, 2a
 M Manolo Sanchez, JR (17) 5g, 3a
 M Ara Amirkhanian, JR (19) 6g, 3a
 M Alex Stockinger, SR (13) 1g, 0a
 F Austen Burnikel, FR (9) 0g, 2a
 F Bobby Belair, GR (9) 1g, 3a

2014

(12-7-3, 5-2-1 ACC)

ACC Champion

Final 16, Ranked 11th in Final Poll

G Andrew Tarbell, SO (16) 43 Saves
 D Saul Chinchilla, FR (17) 1g, 3a
 D Kyle Fisher, JR (22) 3g, 2a
 D Phaniel Kavita, SR (22) 2g, 4a
 M Thales Moreno, SO (17) 3g, 3a
 M Paul Clowes, JR (21) 2g, 5a
 M Oliver Shannon, FR (14) 3g, 2a

ALL-TIME STARTERS

M Ara Amirkhanian, SR (20) 2g, 4a
 M Iman Mafi, SO (15) 2g, 2a
 F T.J. Casner, JR (15) 3g, 6a
 F Amadou Dia, SR (16) 0g, 1a

2015
(17-3-4 Overall, 6-1-1 ACC)
National Runner-Up
Ranked Second in Final Poll

G Andrew Tarbell, JR (24) 84 Saves
 D Kyle Fisher, SR (20) 1g, 1a
 D Aaron Jones, JR (16) 1g, 3a
 D Patrick Bunk-Andersen, FR (23) 0g, 3a
 M Iman Mafi, JR (23) 4g, 8a
 M Oliver Shannon, SO (18) 5g, 4a
 M Saul Chinchilla, SO (17) 2g, 5a
 M Paul Clowes, SR (24) 2g, 1a
 F T.J. Casner, SR (21) 10g, 4a
 F Austen Burnikel, JR (20) 7g, 2a
 F Diego Campos, SO (19) 4g, 5a

2016
(14-4-5 Overall, 4-1-3 ACC)
Ranked 17th in Final Poll

G Ximo Miralles, SO (21) 63 Saves
 D Andrew Burkniel, R-FR (12) 5g, 1a
 D Aaron Jones, SR (22) 3g, 4a
 D Patrick Bunk-Andersen, SO (23) 0g, 4a
 D Tanner Dieterich, FR (14) 1g, 1a
 M Oliver Shannon, JR (23) 1g, 6a
 M Grayson Raynor, JR (19) 2g, 3a
 M Malick Mbaye, SO (16) 2g, 1a
 M Michael Melvin, JR (18) 0g, 2a
 F Austen Burnikel, SR (16) 5g, 1a
 F Diego Campos, JR (20) 6g, 4a

2017
(12-6-1 Overall, 4-4 ACC)
Ranked 17th in Final Poll

G Ximo Miralles, JR (19) 50 Saves
 D Patrick Bunk-Andersen, JR (18) 3g, 1a
 D Tanner Dieterich, SO (16) 1g, 2a
 D Malick Mbaye, SO (15) 1g, 1a
 M Oliver Shannon, SR (19) 4g, 5a
 M Michael Melvin, SR (17) 0g, 4a
 M Grayson Raynor, SR (16) 0g, 3a
 M Harrison Kurtz, SO (11) 0g, 4a
 M Robbie Robinson, FR (9) 4g, 1a
 F Jason Wright, SR (19) 8g, 3a
 F Diego Campos, SR (16) 10g, 9a

2018
(7-9-1 Overall, 2-6 ACC)

G Jonny Sutherland, GR (12) 30 saves
 D Patrick Bunk-Andersen, SR (17) 1g, 1a
 D Tanner Dieterich, JR (17) 4g, 0a
 D Charlie Asensio, FR (16) 0g, 1a
 D Malick Mbaye, JR (14) 1g, 0a
 D Justin Malou, SO (11) 0g, 1a
 M Quinn McNeill, R-FR (13) 2g, 0a
 M Sindi Bjornsson, SO (14) 0g, 0a
 F Adrian Nunez, JR (17) 6g, 2a
 F Kimarni Smith, SO (15) 2g, 1a

F Grayson Barber, FR (11) 1g, 2a

2019
(18-2-2 Overall, 6-1-1 ACC)
Ranked Fifth in USC Final Poll
ACC Regular Season Champions
ACC Tournament Finalists
NCAA Quarterfinals

G George Marks, SO (21) 54 Saves
 D Oskar Agren, FR (22) 1g, 4a
 D Justin Malou, JR (21) 0g, 5a
 D Malick Mbaye, SR (21) 3g, 1a
 D Charlie Asensio, SO (21) 0g, 1a
 M Philip Mayaka, FR (20) 2g, 8a
 M Tanner Dieterich, SR (18) 3g, 10a
 M L.F. Fernandez-Salvador, SO (19) 1g, 5a
 F Robbie Robinson, JR (14) 18g, 9a
 F Kimarni Smith, JR (16) 13g, 5a
 F Grayson Barber, SO (18) 10g, 9a

2020
(14-3-3 Overall, 7-3-2 ACC)
Ranked First in USC Final Fall Poll of Fall
Ranked No. 7 to End 2020
ACC Tournament Champions
No. 1 Seed in 2020 NCAA Tournament
NCAA Round of 16

G George Marks, JR (19) 44 Saves
 D John Martin, JR (9) 0g, 0a
 D Justin Malou, SR (20) 1g, 0a
 D Oskar Agren, SO (18) 0g, 0a
 D Charlie Asensio, JR (20) 0g, 2a
 D Hamady Diop, FR (7), 2g, 0a
 M L.F. Fernandez-Salvador, JR (16) 2g, 4a
 M P. Mayaka, SO (9) 0g, 0a
 M C. Johnson, *SR (19) 5g, 4a
 M Q. McNeill, *JR (12) 2g, 1a
 M O. Sylla, FR (8) 1g, 0a
 F K. Smith, SR (10) 8g, 3a
 F G. Barber, JR (11) 2g, 7a
 F J. Brighton, *SO (14) 6g, 1a
 F M. Seye, SO (6) 4g, 2a
 F I. Reid, SO (10) 2g, 1a

**Extended roster because of split season.*

2021
(16-5-2 Overall, 5-3 ACC)
Ranked First in USC Final Poll
ACC Atlantic Division Regular Season Champions
ACC Tournament Semifinalists
NATIONAL CHAMPIONS

G George Marks, SR (23) 71 Saves
 D Oskar Agren, SR (20) 5g, 3a
 D Justin Malou, *SR (20) 0g, 2a
 D Hamady Diop, SO (20) 3g, 3a
 D Charlie Asensio, SR (22) 0g, 5a
 M Quinn McNeill, SR (22) 4g, 4a
 M Ousmane Sylla (13) 5g, 7a
 M L.F. Fernandez-Salvador, SR (16) 8g, 5a
 M Alvaro Gomez, SR (19) 3g, 1a
 F Isaiah Reid, JR (19) 9g, 3a
 F Callum Johnson, **SR (19) 3g, 5a


2022
(13-7-1 Overall, 3-4-1 ACC)
Ranked 13th in USC Final Poll
ACC Tournament Finalists
NCAA Round of 32

G Joseph Andema, FR (16) 46 Saves
 D Joey Skinner, SO (18) 2g, 1a
 D Adam Lundegard, *FR (19) 2g, 1a
 D Hamady Diop, SO (13) 3g, 3a
 D Enrique Montana, SR (14) 1g, 3a
 M Alvaro Gomez, SR (17) 1g, 5a
 M Elton Chifamba (19) 0g, 2a
 M Derek Waleffe, SR (16) 2g, 0a
 F Ousmane Sylla, JR (18) 5g, 7a
 F Isaiah Reid, JR (13) 3g, 0a
 F Mohamed Seye, SR (21) 4g, 6a

2023
(15-3-5 Overall, 4-2-2 ACC)
Ranked First in USC Final Poll
ACC Tournament Champions
NATIONAL CHAMPIONS


G Joseph Andema, SO (23) 53 Saves
 D Pape Mar Boye, FR (20) 2g, 0a
 D Adam Lundegard, SO (22) 0g, 0a
 D Shawn Smart, SO (21) 2g, 2a
 D Gael Gibert, GR (23) 4g, 1a
 D Arthur Duquenne (18) 2g, 5a
 M Joran Gerbet, SR (21) 3g, 3a
 M Ousmane Sylla, SR (19) 13g, 10a
 M Brandon Parrish, GR (18) 4g, 2a
 F Alex Meinhard, SR (19) 7g, 6a
 F Nathan Richmond, SO (15) 5g, 5a

STARS FROM THE PAST



Henry Abadi...F...1972-73

- All-American in 1973
- First-team All-ACC in 1972 and 1973
- Set Clemson record for most goals in a season with 32 in 1973
- Set school record for most points in a season with 71 in 1973
- 14th on Clemson career list for most points in a career with 102
- Ninth on Clemson career list for most goals scored with 45
- Finished his career with seven hat tricks
- School record holder for most hat tricks in one season with five (1973)
- Inducted into Clemson Hall of Fame in 2010.




Clyde Brown...B...1972-75

- All-American in 1973 and 1974
- First-team All-ACC in 1972, 1973, 1974, 1975
- Named ACC Player-of-the-Year in 1972, 1973, 1974, 1975
- Only male player in the History of the ACC to be named player-of-the-year for four seasons, regardless of sport.
- Member of the ACC 50-Year Anniversary Team



Danny Care...F...1993-96

- Over his career scored nine goals and had 20 assists.
- All-American in 1996
- First-team All-South in 1996
- Led the team in assists with 10 in 1995
- Second-team All-ACC in 1993 and 1996
- 1996 team MVP




Josh Campbell...G...1996-99

- 1998 All-American
- First-team All-ACC goalkeeper in 1998
- 1998 ACC Tournament Most Valuable Player
- Helped lead Clemson to its first ACC Tournament Title in 1998
- Won the 1998 Coach's Achievement Award

Oskar Agren...D...2019-21




- 2021 MAC Hermann Trophy Finalist
- Second Team All-American in 2021
- First team All-ACC in 2021
- Second-team All-ACC in 2020
- On-Field Captain in 2021 National Championship season
- College Cup All-Tournament Team in 2021



Gary Conner...F...1983-86

- 1985 All-American
- First-team All-ACC in 1985 and 1986
- ACC Player-of-the-Year in 1985
- Fourth on Clemson's career list for most points with 154
- Fourth on Clemson career list for most goals scored with 67
- Scored two hat tricks in the 1986 season
- Led team in goal scoring in 1984 (19), 1985 (21) and 1986 (16)
- Set the Clemson record for most goals scored as a junior with 21

- Set the school record for most points scored as a sophomore with 46, and as a junior with 48
- Led the ACC in goal scoring in 1985 with 21 and tied for the lead in 1986 with 16, ACC leader in 1985 with 48 points.



Eric Eichmann...F...1983-86


- 1989 starter on U.S. National Team
- All-American in 1985 and 1986
- First-team All-ACC in 1983, 1985 and 1986
- Clemson career leader for assists with 47
- Holds Clemson record for most assists in a season with 19
- Tied as Clemson's career leader for number of games played with 88
- 11th on Clemson career list for most points scored with 111
- Led the 1985 and 1986 teams in assists
- Finished the 1985 season with 19 and the 1986 season with 11
- Holds Clemson record for most assists by a junior with 19 in 1985
- 1985 ACC stat champion with 19 assists
- 1985 Soccer America MVP
- Inducted into the Clemson Athletic Hall-of Fame
- Member of the ACC 50-Year Anniversary Team



Kyle Fisher...D...2012-2015

- 2015 MAC Hermann Trophy Semifinalist
- 2015 NSCAA First Team All-American
- 2014 & 2015 NSCAA All-South Region First Team
- A member of the College Cup All-Tournament Team in 2015
- Named 2015 ACC Defensive Player of the Year
- 2015 First-Team All-ACC selection
- Named to the Top Drawer Soccer Postseason Best XI First Team in 2015
- Played in and started all but four games on the Clemson back line in his collegiate career

Ian Fuller...F...1998-01




- 2001 ACC Tournament MVP
- Named to the All ACC Tournament team in 2000 and 2001

STARS FROM THE PAST




Jimmy Glenn...F...1990-93

- One of the finalists for the 1993 Missouri Athletic Club and the 1993 Hermann Award
- 1993 First-Team All-American
- 1993 Atlantic Coast Conference Player-of-the-Year
- 1993 First-Team All-ACC
- 1993 ACC All-Tournament Team Member
- Led the nation in scoring (76 points) and goals scored (32) in 1993
- Led the Atlantic Coast Conference in goals scored (32) and total points (76) in 1993
- Tied the Clemson single-season record for most goals scored (32) in 1993
- First on the Clemson single-season list for total points (76)
- Third on the Clemson career goal scoring list with 68
- Third on the school's career scoring list for most points with 164
- 10th place on the school's career list for most assists with 28
- Glenn's eight career hat tricks are tied for the most in a career by a Clemson player, had four hat tricks in 1993
- Scored two goals in leading the fifth-ranked Tigers to a 2-1 upset win over top-ranked Virginia at Charlottesville, VA Sunday, October 10. Glenn scored the winning goal at the 89:59 mark (:01 second remaining in the game). This was the latest winning goal Clemson has ever scored in the history of the Tiger Program in regulation
- Member of the ACC 50-Year Anniversary



Wolde Harris...F...1993-95

- One of the finalists for the 1995 Hermann Award
- 1995 All-American
- 1995 First-Team All-Atlantic Coast Conference
- 1993 & 1994 Second-Team All-Atlantic Coast Conference
- 1994 ACC All-Tournament Team Member
- Led the nation in goal scoring with 26 goals in 1994
- Second in the nation in goal scoring with 29 goals in 1993
- Tied for fifth for most goals scored nationally in 1995 with 21
- Harris led the Atlantic Coast Conference in goals scored (26) and points (54) in 1994
- Tied for the lead in the ACC for most goals scored with 21 in 1995
- Set the Clemson career record for most goals scored with 76
- Finished his career in second place on the Atlantic Coast Conference list for most goals scored with 76
- Second on the school's career list for most points with 170
- Harris' eight career hat tricks are tied for the most in a career by a Clemson player
- Had four hat tricks in 1994
- Only second player in Clemson and ACC history to score 20 or more goals for three consecutive seasons, Clemson's Nnamdi Nwokocho is the other player to accomplish this feat
- Member of the ACC 50-Year Anniversary Team.



Miles Joseph...F...1992-95

- 1993 First-Team All American by Soccer News
- 1993 and 1994 First Team All-ACC
- 1995 Second Team All-ACC
- Had four assists vs. Francis Marion on 9-28-93
- Tied the school record for most assists in a single season with 19 in 1993
- Tied for third on the Clemson career list for most assists with 41
- Member of the ACC 50-Year Anniversary Team




Matt Jordan...G...1994-97

- 1997 First-Team All-American
- 1997 First-Team All-ACC
- 1995 & 1996 Second-Team All-ACC
- Had 124 saves in 1997, tied for the second most saves in a single season
- Finished his career in second place for most saves with 311
- Participated in the 1997 World University Games
- Started 80 games for the Tigers during his career, he started every game he played in during his career
- Finalist for the 1997 Hermann and Missouri Athletic Club Awards
- 1997 First-Team All-South and 1997 Team MVP.
- Led the ACC in Save Percentage (.809) and Goals Allowed Average (0.79) in 1995
- Member of the ACC 50-Year Anniversary Team



Wojtek Krakowiak...F...1997-98

- 1998 Hermann Award Winner
- 1998 Consensus National Player-of-the-Year
- 1998 Soccer America National Player-of-the-Year
- 1998 Soccer Times National Player-of-the-Year
- 1998 College Soccer Weekly National Player-of-the-Year
- 1998 ACC Player-of-the-Year
- 1998 First-Team All-ACC
- Third in Clemson history for most goals scored in a single season with 31
- Led the ACC in goal scoring (31) and points (70) in 1998
- Had four hat tricks in 1998
- Finished 11th on the Clemson career list for most goals scored (42) and 16th for most points (97)
- Member of the ACC 50-Year Anniversary Team



Nabeel Kammoun...M...1971-73


- 1972 All American by the NSCAA
- Led the 1972 team in assists with 10
- Tied for the team lead in assists with six in 1971
- Had five goals vs. Jacksonville on 9-25-71
- Scored 18 goals in the 1971 season, and led the league in this category
- Finished Clemson career with 28 goals and 22 assists
- Member of Clemson's 1972 and 1973 ACC Championship teams
- Clemson lost only two games during those two seasons
- Started every game during the 1972-1973 seasons.

STARS FROM THE PAST



Mark Lisi...M...1997-2000

- 2000 Consensus First-Team All-American
- Named first-team All-American by the NSCAA, Soccer America, and Soccer Times
- Third pick in the first round by DC United of the Major League Soccer draft
- In the 2000 season, he led Clemson with 15 goals and eight assists for 38 points
- Member of the All-ACC First Team in 1998, 1999, and 2000
- All-ACC Tournament in 1998
- 1998 second-team All-American by Soccer News
- Finished his career with 43 goals, 37 assists and 103 points
- 2000 team MVP
- Member of the ACC 50-Year Anniversary Team



Phil Marfuggi...G...2003-06

- 2005 Soccer America All-American
- 2005 Soccertimes.com All-American
- NSCAA Second Team All-American
- NSCAA All-South First Team
- Collegesoccernews.com All-American Third team
- First Team All-ACC in 2005
- MVP of the Old Dominion Tournament
- 2006 MAC Hermann Trophy Watch List
- 2006 Soccer America Preseason All-America Team
- 2006 College Soccer News Preseason All-America Team
- 2006 Second-team All South
- 2006 second-team All-ACC
- In fifth place in school history for most saves in a career with 237.

George Marks...G...2018-21



- Three-time All-ACC, twice second team and once third team
- Finished his career with 21 solo shutouts, third in school history.
- Finished career with 47 goalkeeper wins, third in school history.
- Captain on 2021 National Championship team
- Defensive MVP of 2021 College Cup
- Third Team Top Drawer Soccer Best XI in 2021
- Three-time All-ACC, twice second team and once third team

once third team

- Drafted 57th overall to Charlotte FC

Philip Mayaka...M...2019-20



- Drafted No. 3 overall by Colorado Rapids in 2021 MLS SuperDraft.
- 2019 MAC Hermann Trophy Semifinalist
- 2019 second-team All-American
- 2019 first-team All-South Region
- 2019 ACC Freshman of the Year
- 2019 first-team All-ACC
- 2019 ACC All-Tournament team
- 2020 ACC All-Tournament team
- 2020 first-team All-ACC
- 2020 second-team All-South Region

Thomas McNamara...F...2013




- 2013 NSCAA All-America, Second-Team
- 2013 CoSida Academic America, First-Team
- 2013 NSCAA All-South, First-Team
- 2013 NSCAA Scholar All-South First-Team
- 2013 Collegesoccernews.com All-American Third team
- First Team All-ACC in 2013
- 2013 All-ACC Tournament Team
- Recipient of the ACC Post-Graduate Scholarship
- Named ACC Player of the Week on two occasions in 2013
- Led the 2013 team in scoring with seven goals and eight assists for 22 points

Bruce Murray...F...1984-87




- 1987 Hermann Award Winner
- 1987 ISAA National Player-of-the-Year
- 1987 Missouri Athletic Club Collegiate Soccer Player of the Year Runner-up
- First-team All-American his sophomore and senior seasons
- Led the ACC in goals, points, and second in assists in 1987
- Named to the All-ACC first team in 1987 and All-ACC tournament team
- Had the winning goal in three NCAA tournament games for the Tigers in 1987 against Evansville, Indiana, and Rutgers
- Murray's game-winner against Evansville, a 35-yard kick, was described by Evansville's Head Coach Fred Schmalz as "The best free kick I have ever seen in college soccer."
- First player in Clemson history in the 40-40 Club (over 40 goals and 40 assists in a career)
- Sixth in school history in total points with 142
- Seventh in total goals at Clemson with 48
- Chosen National Player-of-the-Week by Soccer America during the middle of the 1987 season
- Also a Soccer America MVP in 1985 and 1987
- A veteran of 84 games in his career, Murray had either a goal or an assist in 56 games
- Played in the World University Games in Yugoslavia in 1987
- First-team All-American as a sophomore in 1985, the second sophomore All-American in Clemson history
- First-team All-ACC in 1985 and 1987
- Named National Rookie-of-the-Year in 1984 by Soccer America
- Set a Clemson single season assist record that year with 15
- Started in 1984 and 1987 National Championship Games and is one of just two players to start for two different Clemson National Championship teams
- Starting striker on 1990 US National Team
- All-time leading scorer for U.S. national team when he retired from that team
- Member of the ACC 50-Year Anniversary Team
- Named one of the top 50 male Athletes in ACC History in 2003
- Inducted into the National Soccer Hall-of-Fame in 2011

Christian Nwokocho...F...1975-78




- 1978 NSCAA All-American
- 1976, 1977 and 1978 first-team All-ACC
- Led the ACC in goal scoring with 20 in 1976
- Led the ACC in goal scoring with 18 in 1978
- 1978 team finished third in the NCAA Tournament
- Fifth on the Clemson career list for most goals scored with 59
- 11th on the school's career list for most assists with 27
- Had 13 assists in 1977, 10th most in school history in single season
- Finished Clemson career with 61 goals and 27 assists
- Member of four ACC Championship teams while at Clemson.

STARS FROM THE PAST




Nnamdi Nwokocha...F...1979-82

- 1979 and 1981 NSCAA All-American
- 1979, 1980, 1981 First-Team All-ACC
- 1979 ACC Player-of-the-Year as a freshman when he led the Tigers to the NCAA Championship game
- 1979, 1980, 1981 team MVP
- Led the ACC in goal scoring in 1979, 1980 and 1981
- Led the ACC in assists with 11 in 1979
- First on the Clemson career list for most points with 171, second in school history for most goals scored in a career with 74
- Had four consecutive hat tricks in four matches during the 1980 season
- Scored a school record and an ACC record seven goals in one half vs. Belmont Abbey on 9-9-79
- Member of the ACC 50-Year Anniversary Team



Oguchi Onyewu...B...2000-01

- Named to the Soccer America MVP team in 2001
- Named NSCAA All-American in 2001
- Hermann Award Finalist in 2001
- Named first-team All-ACC in 2000 and 2001
- Signed a professional contract with F.C. Metz of France in the spring of 2002
- Scored the game-winning goal in the ACC Championship match vs. North Carolina (11-3-01) and two goals in the closing minutes of the NCAA Tournament match vs. Alabama-Birmingham (12-2-01)
- Member of the ACC 50-Year Anniversary Team
- Player on the 2006 and 2010 US World Cup team




Adubarie Otorubio...B...1981-84

- Clemson's only three-time All-American
- 1983 ACC Player-of-the-Year
- First-team All-ACC for four years 1981-1984
- Clemson MVP winner
- 1981 Coach's Achievement Award
- 1983 Soccer America MVP
- Member of the ACC 50-Year Anniversary Team.



Mike Potempa...B..1997-2000

- Named to the 2000 National Soccer Coaches Association of America (NSCAA) Academic All-America Team
- 2000 NSCAA All-America Second Team
- Second team All-ACC in 1998, 1999, 2000
- First Clemson soccer player to be named Academic and on field All-American in same year
- Former assistant coach at Clemson



Andy Pujats...M...1989-92

- Played at Clemson from 1989- 1992
- Over his career, scored 11 goals and registered 11 assists
- 1991 NSCAA All-American
- 1991 and 1992 NSCAA All-South
- 1991 and 1992 First-Team All-ACC
- 1990 Second-Team All-ACC.



Dana Quick...B...1995

- Played at Clemson for one season (1995)
- 1995 NSCAA All-American
- 1995 second-team All-ACC
- Played a defender position during his career at Clemson
- Named to the ACC Honor roll in 1995-96 academic year.




Dane Richards...F...2005-2006

- NSCAA Second-Team All-American in 2006
- First-team All-South in 2006
- First-team All-ACC in 2006
- 2006 MAC Hermann Trophy Finalist
- 2006 College Soccer News Second-team All-American
- Named to the All-Final Four Team in 2006



Robbie Robinson...F...2017-2019

- MAC Hermann Trophy Winner (2019)
- ACC Male Athlete of the Year (2020)
- MAC Hermann Trophy Semifinalist (2019)
- First-team All-America (2019)
- First-team All-South Region (2019)
- ACC Offensive Player of the Year (2019)
- First-team All-ACC (2019)
- ACC Offensive Player of the Week (Oct. 21 & Oct. 27, 2019)
- Generation adidas contract (2019)
- Drafted No. 1 overall by Inter Miami CF in the 2020 MLS SuperDraft.
- Frank Howard Award winner (2019-20).
- 2019-20 Clemmy's Male Athlete of the Year.
- In 2019, led the nation in points (45), points per game (2.37), penalty kick conversion rate (1.000) and total goals (18).
- Became the first Tiger since 1998 to have multiple hat-tricks in a single season.
- Scored multiple goals in four match.




ROBBIE ROBINSON (L) AND HEAD COACH MIKE NOONAN (R) AT THE 2019 MAC HERMANN TROPHY RECEPTION. ROBINSON WAS NAMED THE WINNER OF THE 2019 AWARD.

STARS FROM THE PAST



Jamey Rootes...M...1984-87

- Member of the 1984 and 1987 NCAA National Championship teams
- Starter on the 1987 team
- 1987-88 CoSida Academic All-American
- 1987 NSCAA Academic All-American
- 1987 First-Team All-ACC
- 1986 Coach's Achievement Award Winner
- President of the NFL's Houston Texans



Mark Rubich...F...1967-69

- Played forward from 1967-1969
- Over his career scored 23 goals and registered nine assists
- Clemson's First All-American soccer player in 1968
- 1968 and 1969 first-team All-ACC
- Clemson's first All-ACC soccer player




Paul Rutenis...B...1984-87

- 1987 NSCAA All-American
- 1985 First-Team All-South
- 1986 and 1987 First-Team All-ACC
- Four-year starter in 1984-87
- Starter on Clemson's National Championship teams in 1984 and 1987
- Winner of the 1987 Coach's Achievement Award
- He joins Bruce Murray as only Clemson soccer players to start for two National Championship Teams.



Nathan Sturgis...B...2004-05

- 2005 All-American by Soccer America
- 2005 NSCAA (Third-Team) All-American
- 2005 College Soccer News (Second) All-American
- Named first-team All-South in 2005
- Named the ACC's Defensive Player-of-the-Year in 2005
- 2005 first-team All-ACC



Jamie Swanner...G...1982-83

- Holds the Atlantic Coast Conference and Clemson records for most shutouts in a season with 15
- Holds the school record for most ACC shutouts in a season with 5
- Member of the 1984 United States Olympic Team
- 1983 Adidas National Goalkeeper-of-the-Year
- 1983 Soccer America MVP
- NSCAA All-American in 1983
- First-team All-ACC in 1982 and 1983
- Shut out 14 opponents in 1982
- Holds Clemson record for most saves in a NCAA tournament game with 16
- Holds school record for most solo shutouts by a junior (14) and a senior (15)
- Two-time ACC Stat champion for goalie save percentage with a .901 in 1982 and .912 in 1983



Pearse Tormey...F...1987-90

- 1989 and 1990 NSCAA All-American
- 1989 and 1990 first-team All-ACC
- Starter on Clemson's 1987 National Championship team
- 1989 team MVP
- Second player in Clemson history to have over 40 goals and 40 assists in a career
- Finished his career with 40 goals and 41 assists
- 13th in Clemson history for most goals (40)
- Third in Clemson history with 41 career assists
- 20th in the nation in points scored with 38 in 1989
- Had four goals vs. Presbyterian on 10-3-89




Mo Tinsley...F...1979-82

- 1982 NSCAA All-American
- 1982 first-team All-ACC
- 1979, 1980, 1981 second-team All-ACC
- Ninth on the Clemson career list with 115 points
- 12th on the school's career list with 41 goals
- Seventh on the Clemson career list for most assists (33)



STARS FROM THE PAST




Doug Warren...G...1999-02

- Named first-team NSCAA All-American in 2002
- Finished his career with 261 saves, fourth on the all-time Clemson career list.
- First team All-ACC in 2000 and 2001.
- Second-team All-ACC in 2002
- First-team All-South in 2001 and 2002.




Craig Wenning...M...1993-96

- Won the Jim Weaver Award, presented to the outstanding graduating Clemson University student on the basis of exceptional scholastic achievement and leadership ability
- Won the Norris Medal, presented to the outstanding graduating Clemson University student on the basis of exceptional scholastic achievement and leadership ability



Dimelon Westfield...F...2001-02


- Named third-team NSCAA All-America in 2002
- Finished the 2002 season with 20 goals and five assists for 45 points
- Named first-team All-ACC in 2002
- Scored goals in nine consecutive matches on September 19-October 23, 2002, this performance is tied for second in Clemson history for most consecutive matches in scoring a goal



Jeff Yenzer

Jeff Yenzer...F...1993-96

- Over his Clemson career scored 24 goals and tallied 10 assists.
- Academic All-American in 1996
- 1996 second team All-ACC
- Led the team in goal scoring with 17 in 1996



Jaro Zawislan...G...1990-93

- 1993 First-Team All-ACC
- Winner of the Jim Weaver Award, given annually to the top male ACC student-athlete
- Clemson's career leader for the number of saves 446
- Set the Clemson record for most games started in a career with 88
- Named the 1993 Atlantic Coast Conference Tournament's MVP
- Holds the Clemson record for most saves in a season, 134
- Member of Clemson's Honor College, had a 3.55 gpr. in computer science, graduated Cum Laude in December, 1993
- Intercollegiate Soccer Association of America (ISAA) Academic All-American Second-Team, 1992-93
- Robert C. Edwards Sportsmanship Award in 1992-93 and 1993-94 as selected by Clemson University's Head Coaches of the school's various sports
- Second-Team All-Atlantic Coast Conference, 1990 and 1991
- All-Atlantic Coast Conference Tournament Team 1992 and 1993
- Broke the Atlantic Coast Conference Tournament Record for saves in 1992
- Started every possible Clemson game during his career (88).



STARS FROM THE PAST

Ousmane Sylla: A Year to Remember

- MAC Hermann Trophy Winner
- United Soccer Coaches First Team All-American
- United Soccer Coaches First Team All-South Region
- MAC Hermann Trophy Semifinalist; Finalist
- NCAA Tournament MVP, Offense (All-Tournament team)
- First Team All-ACC
- ACC Tournament MVP (All-Tournament team)
- 5x College Soccer News Men's National Team of the Week selection
- ACC Offensive Player of the Week (10/10)
- United Soccer Coaches Preseason Forwards to Watch list
- ACC Preseason Player to Watch list
- College Soccer News Preseason All-America Second Team

Saint Louis, Mo. – The most prestigious honor in college soccer has returned to Clemson, S.C., as Ousmane Sylla was named the recipient of the MAC Hermann Trophy earlier this evening. Sylla is now the fourth Clemson player to win the award, joining Bruce Murray (1987), Wojtek Krakowiak (1998), and Robbie Robinson (2019).

A native of Dakar, Senegal, Sylla led the Tigers in goals, assists and points on the season. He was also named the MVP for both the ACC Tournament and the College Cup, as well as first team All-ACC, first team All-Atlantic Region and first team All-America.

Sylla finished the year ranked 14th nationally in total goals (13), eighth in total assists (10), and fifth in total points (36). He also finished 10th nationally in game-winning goals (5). He led the Tigers to their second NCAA Championship in three seasons, scoring a goal in the championship game against Notre Dame to put the Tigers up 2-0 at the time.

With the honor, Sylla has become the 21st ACC player to win the award. In December, Sylla was drafted in the second round of the MLS SuperDraft by the Houston Dynamo.



For senior Ousmane Sylla, the 2023 season was one to remember. Sylla earned numerous awards and recognitions this season, as well as finishing the season as the team leader in almost every offensive category, including goals, assists, shots on goal, penalty kicks and game-winners.

Sylla opened the season with PK in the opener vs UCF just 25 seconds into the match, the second-fastest goal in program history. The Dakar, Senegal, native turned in at least one assist in three-straight games in September, before providing one of the most electric moments of the year. Against Virginia Tech, Sylla deflected a shot off a defender's face and into the net, giving the Tigers the 2-1 victory with just :04 to go in the game.

Sylla recorded his second-career brace vs. Louisville on October 6, before having a senior night for the ages on October 20. He recorded his first-career hat trick against Boston College on Senior Night, in a perfect regular-season sendoff for the senior.

Once the Tigers entered postseason play, Sylla hit his stride. Against Duke in the ACC Tournament, he assisted on two goals and converted on a penalty to advance the Tigers past the Blue Devils. The next game, he scored twice against Louisville to propel the Tigers to the ACC Championship game, their 11th appearance in school history.

In the ACC Championship game, Sylla scored the game-tying goal in regulation and converted on a penalty kick to lead the Tigers to fifth ACC tournament title. He was named ACC Tournament MVP (All-Tournament team).

The Tigers entered NCAA Tournament play as the No. 9 seed with arguably more momentum than any team in the country. Against Charlotte, Sylla scored a goal and added an assist, then against New Hampshire, he netted the game winner to send the Tigers back to Historic Riggs Field for an Elite Eight rematch against Stanford. The Tigers topped the Cardinal and headed back to the College Cup for the second time in three seasons.

In the 2023 National Championship game, the Tigers' second appearance in three years, Sylla netted the game-winner en route to earning NCAA Tournament Offensive MVP honors and helping the Tigers' hoist the trophy for the second time in three seasons.

Not only did he excel on the pitch, Sylla also walked across the stage as a Clemson graduate in late December.

LETTERWINNERS

Name, Year Career Goals and Assists

A	
Aass, Nils-1991	6 g, 2a
Abadi, Henry-1972-73	45 g, 12a
Agren, Oskar-2019-21	6g, 7a
Agu, Paul-1975	3g, 0a
Albright, Randy-2004-05	4g, 4a
Alcocer, Marco-2010	0g, 0a
Alfandre, Joe-1972	0 g, 1a
Alhadeff, Steve-1972	0g, 0a
Alos, Andres-1987-88	1g, 1a
Alphonso, Gordon-1973-74-75-76	1g, 0a
Alphonso, Mark-1974-75-76-77	1g, 0a
Amatasiro, Maxwell-1981-82-83-84	20g, 22a
Amirkhanian, Ara-2011-12-13-14	14g, 10a
Andema, Joseph, 2022-23	99 saves
Anglade, Andy-2012	0g, 0a
Aronu, Aronso-1981	3g, 1a
Anzen, Bjorn-1967-68	7g, 8a
Ariri, Obed-1976-79	32g, 6a
Armstrong, Junior-1988	0g, 1a
Asensio, Charlie-2018-21	0g, 8a
Awesu, Joseph-1979-80	5g, 7a


B	
Baba, Imad-1993-94-95	21g, 32a
Baba, Nidal-1992-93-94	13g, 17a
Babashak, Jon-1971-72-73-74	30g, 6a
Baldwin, Christian-1997-98-99	0g, 0a
Barbaree, Connor-2008-09	1g, 6a
Barnfield, David-1978-79-80	3g, 1a
Barron, Jake-2018-21	0g, 0a
Bednar, Sylvan-1992-93-94-95	6g, 3a
Behrmann, Chris-1993-94-95-96	2g, 0a
Behrmann, Noah - 2023	0g, 0a
Belair, Bobby-2013-14	3g, 3a
Bell, David-2006-07	4g, 3a
Bellack, John-1970	5g, 2a
Bendik, Joe-2006-07-08-09	276 Saves
Benediktsson, Brynjar-2011	7g, 5a
Bilyk, Jeff -1995-96-97-98	2g, 2a
Blaise, Francklin-2008-09-10-12	0g, 2a
Blanke, Brannon-2009	2g, 0a
Bolick, Bob-1969-70	3g, 4a
Boonstoppel, Edo-1987-88-89	9g, 22a
Bonfim, Paulo-2006-07	0g, 0a
Borges, Andre-2000-01-02-03	12g, 10a
Borlido, Raphael - 2023	0g, 0a
Bower, Scott-1998	9g, 16a
Boye, Pape Mar - 2023	2g, 0a
Bradford, Roberto-1970	8g, 6a
Braithwaite, Gordon-1978	1g, 0a

Branan, Brett-2001-02-03	5g, 5a
Brick, Matthieu - 2023	0g, 0a
Brighton, James-2018-21	12g, 4a
Bringsved, Oskar-2000-01-02	2g, 12a
Brooks, John David-2001-02-03-04	1g, 0a
Brooks, Michael-2005-06-07-08	15g, 5a
Brown, Jody-1972-73	0g, 0a
Brown, Logan - 2023	3 Saves
Browne, Clyde-1972-73-74-75	14g, 20a
Bruens, John-1977-78-79	73 Saves
Brunelle, Chris-1969	0g, 0a
Buchholz, Mark-2004-05-06-07	13g, 12a
Bullock, Cedric-2010	0g, 0a
Burana, Greg-2004-05-06-07	0g, 0a
Burke, Sean-1980-81	173 Saves
Burkholder, Brandon-2011	0g, 0a
Burnikel, Alex-2012	0g, 0a
Burnikel, Austen-2013-14-15	12g, 4a
Burroughs, John-1968-69-70	80 Saves
Burton, Nick-2008-09-10	5g, 10a
Butler, Ken-1968-69	4g, 3a
Bystry, Mark-1970	4g, 1a

C	
Cain, Will - 2023	0g, 0a
Cajka, John-2013	0g, 0a
Camara, Ed-1970-71-72-73	3g, 5a
Campbell, Josh-1996-97-98-99	140 Saves
Campos, Diego- 2014-15-16-17	23g, 22a
Care, Danny-1993-94-95-96	9g, 20a
Carollo, Paul-1984-85-86-87	3g, 11a
Carrington, Dennis- 1973-74-75-76	130 Saves
Cartmill, Shawn-1984-85	15 Saves
Caskran, Ron-1972-73-74	0g, 0a
Casner, T.J.-2012-13-14-15	17g, 12a
Cava, Eric-2007-08-09-10	2g, 14a
Cavanagh, Bob-1997-98-99	13g, 13a
Cervantes, John-1994	5 Saves
Chevannes, Adrian-2003	1g, 1a
Chifamba, Elton, 2021-23	0g, 5a
Chika, Vincent-1979-80-81-82	4g, 12a
Chuck, Gary-1974	0g, 1a
Clarkson, Stu-1969-70	2g, 6a
Clavijo, Danny-1982-83-84	9g, 6a
Clowes, Paul-2012-13-14-15	4g, 11a
Coles, Peter-1981-82-83-84	0g, 3a
Collins, Bill-1967-68	0g, 2a
Collins, Roger-1969-70	3g, 1a
Conaway, Kevin-1998-99-00-01	0g, 8a
Conner, Gary-1983-84-85-86	67g, 20a
Conway, Ryan-1997	3g, 0a
Cooper, John - 2002-03	2g, 4a
Cronin, Garrett-1989-90-91-92	7g, 7a



Gordon Alphonso



Ed Camara



Stu Clarkson



Tommy Drake

LETTERWINNERS

Cutler, Kenneth-2000-01-02-03

10g, 13a

D

D'Amico, Matt-1980

0g, 1a

Daugherty, Crag-1970-71

17 g, 11a

Davila, Sam-1972

1g, 0a

Dean, James-1990

1g, 1a

DeBruin, Jody-1994-95-96-97

18g, 16a

Deloach, Tristan-2022

0g, 0a

Demori, Andy-1968-69-70

56g, 13a

Dent, Michael-1982

0g, 0a

deRose, Carmen-1980

2 Saves

Dia, Amadou-2011-12-13-14

4g, 6a

Dishnica, Samir

0g, 0a

Diop, Hamady-2020-22

7g, 3a

Donovan, Patrick - 2023

0 Saves

Doran, Josh-2010-11

0g, 0a

Dotson, Steve-1970

3g, 3a

Dowd, Robert-1983-84

0g, 1a

Downs, Terry-1979

0g, 0a

Drake, Tommy-2007-08-09-10

14g, 13a

Dudley, Chris-1984-85-86

106 Saves

Duquenne, Arthur - 2023

2g, 5a

E

Easley, Isaiah-2022-23

5g, 2a

Eatough, Chris-1992-93-95

1g, 0a

Ebunam, Arthur-1979-80-81-82

34g, 18a

Eckhardt, Greg-2006-07-08-09

3g, 4a

Egede, Emmanuel-1975-76-77-78

9g, 14a

Eichmann, Eric-1983-84-85-86

32g, 47a

Elliott, Mark-1972-73

3g, 3a

Elliott, Matt-1996-97-98-99

1g, 4a

England, Kevin-1988-89-90-91

2g, 17a

Erasmus, Matt-2010-11-12

0g, 1a

Erkens, Ben-2020-22

0g, 0a

F

Fallang, Lars-1997

0g, 0a

Feinberg, Joey-1987-88-89-90

9g, 8a

Fenton, J.R.-1985

7g, 6a

Fernandez-Salvador, Luis Felipe

14g, 11a

Finneyfrock, Bill-1978-79

61 Saves

Finneyfrock, Rich-1979-80

0g, 1a

Fisher, Kyle-2012-13-14-15

5g, 2a

Fjeldstad, Marius-1991

2g, 2a

Fleetwood, Gary-1967

2g, 2a

Fletcher, Eric-2009

0g, 0a

Forbes, Erik-2002-03

0g, 1a

Ford, Woolley-1973

21g, 9a

Forline, Claude-1967

0g, 0a

Fortner, Bill-1983-84-85-86

2g, 4a

Fortner, Dave-1986-88-89

11g, 0a

Fraai, Quinton-1988

1g, 0a

Fritz, Rob-1989

3g, 4a

Fuller, Ian-1998-99-00-01

21g, 23a

Fullerton, Pat-1998-00-01

0g, 0a

G

Garcia, Marco-2022-23

3g, 1a

Garrett, Claude-1967

1g, 0a

Genovese, Tim-1984-87

77 Saves

Georgeff, James-2003-04

3g, 2a

Gerbet, Joran - 2023

3g, 3a

Gibbons, Tom-1979-80

1g, 0a

Gibert, Gael - 2023

4g, 1a

Gibson, Bradley-2001-03-04-05

1g, 7a

Giesbers, Ron-1972-73-74

5g, 3a

Gilstrap, Hunter-2002-03-04

58 Saves

Glenn, Jimmy-1990-91-92-93

68g, 28a

Glodack, Chris-2012-13

31 Saves

Gober, Tim-1998

0g, 0a

Godwin, Bo-2009-10-11-12

0g, 3a

Gomez, Alvaro-2019-22

6g, 9a

Goodacre, Ross-1998-99-00-01

13g, 26a

Goodloe, Burke-1988-89-91-92

2g, 5a

Gottlieb, Zach-1999

0g, 0a

Gray, Bernard-1983-84-85-86

3g, 6a

Green, Jamahl-1992-93-94-95

0g, 5a

Gribbon, Mike-1975-76-77-78-79

2g, 4a

Griffin, Alan-1967-68-70-71

1g, 3a

Grimes, James-1988

15g, 3a

Gueldner, Karl-1978-79

1g, 0a

Guisti, Michael-1997

1g, 2a

Guthrie, Rivers-1991-92-93-94

17g, 37a

H

Hallenberger, Josh-2020-21

2g, 3a

Hammontree, John-1990-91

11g, 3a

Hampton, Aiden - 2023

0 Saves

Happ, Tyler-2012-13

0g, 0a

Happi, Alexandre Rome'o

1g, 0a

Harris, Wolde-1993-94-95

76g, 18a

Headlam, Charles-1976-77-78

5g, 1a

Headley, Max-1975-76-77

36 Saves

Heck, Andy-1997-98-99-00

2g, 0a

Holden, Stuart-2003

0g, 2a

Hilgenbrinck, Chase-2000-01-02-03

3g, 10a

Hill, Mike-1998

1g, 2a

Hilsman, David-1967

0g, 0a

Hopper, David-1993

0g, 0a

Howell, Kevin-2005

0g, 0a

Hughes, Carlton-2003

1g, 0a

Hummel, Joe-1986-87-88-89

0g, 1a

Hummel, John-1987

1g, 2a

Hutchnson, Tyler-2020-21

0g, 0a


Hutton, Martin-2000-01

5 Saves

Hyles, George-1974

11g, 0a


I



Kevin England



Joey Feinberg



Joe Hummel



Matt Kirk

LETTERWINNERS

Ibrahim, Hassan-2008	4g, 4a
Ibrahim, Lee-1998-99	3g, 1a
Igwebuike, Donald-1980-81	7g, 12a
Igwobe-Okoye, Charlie-1981	1g, 1a
Ilodigwe, Kenneth-1976	10g, 0a
Iwazskowicz, Jeremy-1996-97-98-99	10g,12a

J

James, Chad-1996	3g, 5a
Jimenez, Mason - 2023	0g, 0a
Johnson, Callum-2020-21	8g, 9a
Jones, Dwayne-2002	3g, 3a
Jordan, Matt-1994-95-96-97	311 Saves
Joseph, Miles-1992-93-94	30g, 41a

K

Kamaruddin, Marwan-1976-77-78-79	30g, 8a
Kamlet, Jason-1995-96-97	3g, 10a
Kammoun, Dia-1971	0g, 0a
Kammoun, George-1967-68	0g, 0a
Kammoun, Nabeel-1971-72-73	28g, 22a
Kavita, Phanuel-2011-12-13	1g, 0a
Kelly, James-2022-23	0g, 1a
Kevens, Grant-2002	0g, 0a
Kiefer, Russ-1998-99	0g, 4a
Kiersky, Justin-1997	0g, 0a
Kinch, Mark-1992-94-95	4g, 13a
Kirk, Matt-1990-91-92-93	11g, 10a
Klink, John-1969	0g, 0a
Konopaski, Mike-1990	1g, 0a
Krakowiak, Wojtek-1997-98	42g, 13a
Kulla, Seth-1984	0g, 0a

L

Lake, Jason-1997-98	0g, 1a
Lator, Keith-1968-70-71	0g, 1a
Landgren, Dick-1983-84-85-86	19g, 18a
Lee, Gary-1985	0g, 1a
Lee, John-1981-82-83-84	12g, 16a
Lenninger, Aaron-2000	0 Saves
Lepping, Rob-1988	0g, 0a
Lewis, Jarrett-2003, 05-06	0 Saves
Lewis, Ricky-2000-01-02	9g, 12a
Lewis, Stan-1969-70	0g, 3a
Lieb, Matthias - 2023	0g, 0a
Lisi, Mark-1997-98-99-00	33g, 37a
Lucey, Steve-1984-85	0g, 2a
Lue, Bobby-1978-79-80-81	0g, 1a
Lundegard, Adam-2022-23	2g, 1a

M

Malcolm, Dawson-2022	0g, 0a
Malou, Justin-2017-21	2g, 8a
Maniford, Wendell-1974	2g, 1a
Manion, Trevor 2020-22	17 saves
Mansmann, Jack-1968-69-70-71	6g, 8a
Marfuggi, Phil-2003-04-05-06	237 Saves


Marinaro, Roberto-1987-88-89-90	75 Saves
Marks, George-2018-21	179 saves
Marshman, Danny-1992	2g, 0a
Martin, John-2018-21	0g, 2a
Martinez, Chris-1989-90-91-92	10g, 3a
Mattison, Landy-2002-03-04	1g, 3a
McGill, Stephen-2010	1g, 3a
McGrew, David-1979	0g, 0a
Matson, Mike-2009	2g, 0a
McGuire, David-1991-92	16g, 5a
McInally, Chris-1992	1g, 0a
McIlroy, Scott-1998	1g, 6a
McNamara, Thomas-2013	7g, 8a
McNeill, Quinn-2018-21	9g, 5a
Meek, John-1986-87	2g, 2a
Meinhard, Alex - 2023	7g, 6a
Metcalfe, Jack-2010-11-12-13	1g, 9a
Mills, Bryan-1988	21 Saves
Mizell, Cody-2010-11-12	199 Saves
Montana, Enrique-2020-23	1g, 10a
Moojen, Frederico-2006	11g, 2a
Moore, Bryson-2005-06-07-08	7g, 11a
Moore, Justin-2002-03-04-05	4g, 16a
Moore, Ralston-1973-74-75	7g, 4a
Moreno, Thales de Mello-2013	2g, 1a
Morgan, Charlie-1983-84	6g, 7a
Morrison, Alfred-1973-74-75-76	10g, 8a
Mozzo, Eric-2010-11	8 Saves
Mullis, Dave-1968-69	2g, 3a
Murphy, Kyle-2012-13	1g, 1a
Murphy, Rob-1988	2g, 0a
Murray, Bruce-1984-85-86-87	48g, 46a
Murray, Michael-1974-75	6g, 1a
Myers, Ben-2011	1g, 0a

N

Najjar, Thomas-1987-88-89-90	16g, 22a
Nash, Chuck-1981-82-83-84	43g, 20a
Nash, Dennis-1978-79-80	1g, 3a
Nelson, Wes-2010-11-12-13	0g, 3a
Newton, David-2006-07-08-09	2g, 4a
Nordby, Erik-1993	0g, 1a
Nova, Richard-2008	0g, 0a
Nwokocha, Christian-1975-76-77-78	61g, 11a
Nwokocha, Nnamdi-1979-80-81	74g, 23a
Nwokocha, Sunday-1981	1g, 1a

O


Odoh, Damian-1976-77-78-79	1g, 0a
Ogbueze, Godwin-1975-76-77-79	46g, 4a
Ofidie, Chibo-1981	0g, 1a
Ogunjobi, Taiwo-1975-76-77-78	37g, 5a
Ogunsola, Olatomia-2003-04	4g, 2a
Ogunsuyi, Damian-1975-76-77-78	29g, 13a
O'Hara, Alan-2005-06	1g, 2a
Okunlola, Remi - 2023	2g, 4a
Oonate, Rene-2006-07-08	0g, 0a



John Lee



Landy Mattison



Chuck Nash



Steven Rhyne

LETTERWINNERS

Onyewu, Oguchi-2000-01 12g, 10a
 Otorubio, Adubarie-1981-82-83-84 8g, 3a
 Onyeador, K.C.-2010 5g, 2a

P

Pace, Gary-1967-68-69 276 Saves
 Paisant, Marc-1998-99 8 Saves
 Palomaki, Mike-1994 0g, 0a
 Papanikolopoulos, Nikos-2010 0g, 0a
 Parrish, Brandon-2020-23 8g, 5a
 Parrish, Tate-2006-07 6g, 7a
 Payne, Jon-1989-90-91-92 28g, 13a
 Pettus, Paul-1985 0g, 0a
 Phillips, Rennie-1974-75-76 27g, 8a
 Pinto, Bruce-1967-68 1g, 3a
 Poe, Danny-2004-05-06-07 7g, 4a
 Popoola, Benedict-1975-76-77-78 31g, 6a
 Potempa, Mike-1997-98-99-00 1g, 4a
 Powell, Jim-1969-70-71-72 3g, 3a
 Priest, Keegan-2008-09-10-11 2g, 10a
 Prince, Courtney-1983 0g, 3a
 Pujats, Andy-1989-90-91-92 11g, 11a

Q

Quick, Dana-1995 0g, 0a
 Quill, Eric-1996 5g, 6a
 Quintanar, Hector-2003-04-05-06 6g, 9a

R

Rawlins, Nathan-1996-97-98-00 6g, 9a
 Reid, Isaiah-2019-22 14g, 4a
 Rhodin, Erik-1969 0g, 0a
 Rhynard, Sean-2001 0g, 3a
 Rhyne, Steven-2000-01-02-04 32g, 23a
 Richards, Dane-2005-06 22g, 17a
 Richmond, Nathan-2022-23 6g, 7a
 Richmond, Richard-1987-88-90 13g, 11a
 Riddleberger, Eric-2001-02-03 1g, 2a
 Rivera, Nick-2000-01-02-03 5g, 2a
 Roberts, Charlie-2003-04-05 8g, 4a
 Roberts, Levi-1997 1g, 0a
 Robinson, Richard-2012-13 0g, 2a
 Rogers, Parker-2006-07-08 0g, 1a
 Rootes, Jamey-1984-85-86-87 12g, 15a
 Rose, Justin-1994-95 1g, 2a
 Rosman, Scott-2006-07-08 6 Saves
 Roushadel, Ryan-2005 2g, 1a
 Routh, Jeff-2005-06-07 3g, 0a
 Rubich, Mark-1967-68-69 23g, 9a
 Rutenis, Paul-1984-85-86-87 18g, 13a

S

Salama, Wael- 1991-92 12g, 4a
 Sanchez, Manolo-2012-13 7g, 9a
 Sandy Jr, Titus-2021-23 0g, 0a
 Savage, Austin-2009-10-11-12 24g, 12a
 Savage, Michael-1999 2 saves

Schmidt, Frank-1967-68 7g, 4a
 Schmieding, Dave-1974 10 Saves
 Schoen, Steve-1971 56 Saves
 Schroeder, Dick-1967 1g, 3a
 Schroth, Greg-1970-72 56 Saves
 Sciacca, Joe-1993 0g, 0a
 Scott, Douglas-1974-75-76-77 3g, 5a
 Seitz, Frank-1991-92 2g, 5a
 Seye, Mohamed-2019-23 23g, 16a
 Shalhoub, Kamel-1973 0g, 0a
 Shutter, Josh-2009 0g, 2a
 Skelton, Bob-1970-72 13 Saves
 Skinner, Joey-2022 2g, 1a
 Smart, Shawn-2022-23 2g, 3a
 Smith, Eric-1974-75-76-77 3g, 3a
 Smith, Iain-2011-13 3g, 6a
 Smith, Paul-1967 78 Saves
 Soanes, Richard-2000 0g, 0a
 Souders, Paul-2000-01-02-03 13g, 15a
 Spearman, J.D.-2008-09-10 3 Saves
 Sproviero, Bryan-1994-95-96 5g, 2a
 Stalteri, Paul-1996 9g, 7a
 Stanford, Stephen-1993 4 Saves
 Stebbins, Pete-1982-83-84-85 14g, 18a
 Stevens, Steve-1967 1g, 0a
 Stockinger, Alex-2010-11-12-13 4g, 4a
 Strobeck, Tim-2021-22 5g, 4a
 Stuber, Gary-1971-73-74 0g, 3a
 Sturgis, Nathan-2004-05 5g, 7a
 Sullivan, Dylan-2019-22 0g, 0a
 Sumpter, Riley-2008-09-10 6g, 4a
 Swanner, Jamie-1982-83 174 Saves
 Sweeney, Ryan-1996 2g, 2a
 Sylla, Ousmane-2020-23 24g, 24a

T


Tambosi, Fabio-1999-00-01-02 23g, 29a
 Tarbell, Andrew-2013 36 Saves
 Tardy, John-2007-08 1g, 3a
 Taylor, Kevin-1987-88-89 72 Saves
 Thaxter, Giles-2021 0 saves
 Thomas, Jay-1981 9 Saves
 Thornton, Nathan-2006-07-08-09 17g, 6a
 Tinsley, Mo-1979-80-81-82 41g, 33a
 Tormey, Pearse-1987-88-89-90 40g, 41a
 Torris, David-1982-83-84 2g, 3a
 Trimmer, Corey-1994 0g, 0a
 Trimnal, Tyler-2022-23 7g, 2a
 Tull, Graham-1994-95 5 Saves
 Twum, Emmanuel-2006-07 1g, 0a

U


Ustry, Havird-2004-05-06-07 1g, 4a
 Ustry, Micah-2005-06 0g, 2a




Charlie Roberts



Paul Souders



Fabio Tambosi



Italo Yannuzzelli

LETTERWINNERS

V

Veghte, Dave-1986-87-88-89	9g, 17a
Verdee, Paul-1972-73	1g, 4a
Verdee, Pete-1967-69	8g, 2a

W

Waldrop, Matt-2002	0 Saves
Waleffe, Derek-2022	2g, 0a
Ward, Mackenzie-2008-09	0g, 0a
Warren, Doug-2000-01-02	261 Saves
Watson, Clyde-1973-74-75-76	24g, 17a
Watson, Terry - 2023	0g, 0a
Webster, Pablo-1997-98-99-00	2g, 20a
Wenning, Craig-1993-94-95-96	4g, 10a
Wenz, Ed-1968-69	0g, 2a
West, Dan-1973	0g, 0a
Westfield, Dimelon-2001-02	29g, 10a
Wilcox, Toby-1988	0g, 1a
Williams, Tony-1994-95-96-97	6g, 19a
Williams, Tyler-2008	0g, 0a
Wilson, John-1995-96-97-98	18g, 27a
Wilson, Tom-1980	0g, 0a
Wolf, Steve-1989-90	3g, 4a
Woods, Alan-1998-99	7g, 3a
Worsfold, Eddie-1980	0g, 0a
de Willigen, Symen-1989	7g, 6a
Wincott, Don-1969	0g, 0a
Wrobel, Jackson - 2023	2g, 2a

Y

Yannuzzelli, Italo-1972	15g, 5a
Yegul, Cem-1980	0g, 0a
Yenzer, Jeff-1993-94-95-96	24g, 10a

Z

Zabrowski, Hal-1985	1g, 1a
Zawislan, Jaro-1990-91-92-93	446 Saves