



GAME 31

WAKE FOREST

2023-24 MEN'S BASKETBALL



WAKE FOREST DEMON DEACONS

18-12 | 10-9 ACC

Head Coach: Steve Forbes
Record at Wake Forest: 68-42; Fourth Season
Career Record: 366-156; 16th Season
Last Game: L, 70-69 vs Georgia Tech

VS

Clemson Tigers

21-9 | 11-8 ACC

Head Coach: Brad Brownell
Record at Clemson: 262-186; 14th Season
Career Record: 429-271; 22nd Season
Last Game: W, 90-75 vs Syracuse

MARCH 9, 2024 - 6:00 P.M. - LJVM COLISEUM

TV - ACC NETWORK - WES DURHAM AND ERIC DEVENDORF

RADIO - WAKE FOREST SPORTS NETWORK FROM LEARFIELD - STAN COTTEN AND MARK 'DINGER' FREIDINGER



Quick Comparison - ACC Play

77.3	PPG	75.7
.469	FG%	.455
.375	3FG%	.336
34.6	RPG	36.2



NEWS AND NOTES

Home Court Advantage

Wake Forest is 46-6 inside LJVM Coliseum since the start of the 2021-22 season and 15-1 this season. It marks the most home wins in the ACC in the Forbes era and the best winning percentage (.898).

Home wins since start of 2021-22:

- Wake Forest - 46
- Duke - 46
- Virginia - 40
- North Carolina - 40
- Miami - 37

Longest Home Win Streaks in Program History:

Rank	Games	Dates
1.	25	Jan. 29, 1995 - Jan. 15, 1997
2.	24	March 2, 2002 - Jan. 20, 2004
3.	21	Nov. 15, 2004 - Dec. 13, 2005
4.	16	Feb. 6, 2007 - Jan. 29, 2008
5.	15	Nov. 6, 2023 - Feb. 24, 2024
6.	14	Feb. 27, 2000 - Jan. 31, 2001
T7.	13	March 10, 2013 - Jan. 25, 2014
T7.	13	Jan. 28, 2001 - Jan. 6, 2002
T7.	13	Nov. 28, 1977 - Dec. 8, 1978
T10.	12	Feb. 2, 1994 - Jan. 21, 1995
T11.	11	Jan. 31, 1999 - Dec. 17, 1999
T11.	11	Jan. 17, 1984 - Dec. 8, 1984

All About Those Metrics

As of Thursday, March 7, Wake Forest is top 41 in both the NET rankings (41) and KenPom (27).

According to KenPom, Wake Forest is in the top 50 in offensive efficiency (26) and defensive efficiency (50), joining Duke and North Carolina as the only ACC teams with those metrics.

Of the four ACC teams in the top 41 of the NET, Wake Forest joins Duke and North Carolina as the only teams with less than 2 quad 3/4 losses.

Additionally, Wake's six quad two wins are tied for the second-most by an ACC team (Virginia, North Carolina). Florida State has seven.

When It Rains It Pours

This year's team is the first in Wake Forest program history to win four or more regular-season ACC games by 25 or more. The record of seven games was last set by the 2002 Duke team.

Margin	Opponent	Date
33 (91-58)	Pitt	Feb. 20, 2024
29 (80-51)	at Georgia Tech	Feb. 6, 2024
29 (99-70)	Syracuse	Feb. 3, 2024
25 (90-65)	Louisville	Jan. 20, 2024

Let it Fly

Through seven separate occasions against ACC competition, the Demon Deacons have connected on at least 10 three-pointers versus an opponent. Entering the final week of regular-season play, Wake Forest ranks second in the conference as a team in both field goal percentage (.477) and three-point field goal percentage (.377) while sitting third in points per game (78.9).

Wake Forest ACC Performances of 10 or More Triples:

At Virginia Tech (3/2/24): 11-of-25 (44.0 percent)
Vs Pitt (2/20/24): 10-of-20 (50.0 percent)
Vs Syracuse (2/3/24): 12-of-19 (63.2 percent)
Vs Louisville (1/20/24): 18-of-35 (51.4 percent)
Vs Virginia (1/13/24): 10-of-21 (47.6 percent)
Vs Miami (1/6/24): 12-of-31 (38.7 percent)
At Boston College (1/2/24): 10-of-21 (47.6 percent)

The Deacs' outing at Virginia Tech marked the 10th instance in which the team shot at least 50 percent from the floor overall, and the third time in the last five games doing so:

Vs Georgia Tech (3/5/24): 24-of-57 (42.1 percent)
At Virginia Tech (3/2/24): 29-of-58 (50.0 percent)
At Notre Dame (2/27/24): 25-of-59 (42.4 percent)
Vs No. 8 Duke (2/24/24): 29-of-48 (60.4 percent)
Vs Pitt (2/20/24): 31-of-51 (60.8 percent)

Free Money

Free-throw shooting prowess has continued for the Deacs, with the team leading the ACC and ranking third in the nation with an 80.04 percentage. Each member of Wake Forest's starting lineup is shooting 79.3 percent or higher from the line this season.

The Deacs have recorded six games of shooting above 90 percent from the charity stripe and 17 shooting above 80 percent. In ACC play, the Deacs are 262-for-323 (81.1 percent), the highest mark in the conference.

CLEMSON MOST RECENT STARTERS

#	Name	Pos.	Ht.	Wt.	CL
1	Chase Hunter	G	6-4	200	Sr.
4	Ian Schiefflin	F	6-8	238	Jr.
5	Jack Clark	F	6-10	207	Grad.
11	Joe Girard III	G	6-2	189	Grad.
24	PJ Hall	C	6-10	238	Sr.

THE OPPONENT

SERIES RECORD

- Wake Forest is 101-67 all-time against Clemson and holds a 57-19 advantage in Winston-Salem (21-6 in LJVM). In the most recent meeting, the Deacs defeated the Tigers 87-77 in LJVM for the first time in the Steve Forbes era.

WAKE FOREST MOST RECENT STARTERS

#	Name	Pos.	Ht.	Wt.	CL	Min./G	Pts./G	Notes
0	Boopie Miller	G	6-0	185	R-So.	31.7	15.6	4th in FT% in ACC play (85.5%)
2	Cameron Hildreth	G	6-4	200	Jr.	34.0	13.6	1 of 3 Wake players to have a double-double in ACC play (Syracuse)
23	Hunter Sallis	G	6-5	185	Jr.	35.1	18.2	3rd in scoring in ACC play (18.32 ppg)
11	Andrew Carr	F	6-11	230	Sr.	32.0	13.1	6th in blocked shots in ACC play (1.26 bpg)
4	Efton Reid III	C	7-0	250	Jr.	27.7	9.3	5th in rebounding in ACC play (7.95 rpg)

2023-24 SCHEDULE AND RESULTS

NOVEMBER

Oct. 29	Alabama (Exh.)	W, 88-80
6	Elon	W, 101-78
10	at Georgia	L, 80-77
16	Utah^	L, 77-70
17	Towson^	W, 71-61
19	LSU^	L, 86-80
24	Charleston Southern	W, 71-56
29	Florida	W, 82-71

DECEMBER

6	Rutgers	W, 76-57
9	NJIT	W, 83-59
18	Delaware State	W, 88-59
21	Presbyterian College	W, 91-68
30	Virginia Tech*	W, 86-63

JANUARY

2	at Boston College*	W, 84-78
6	Miami*	W, 86-82
9	at Florida State*	L, 87-82
13	Virginia*	W, 66-47
16	at NC State*	L, 83-76
20	Louisville*	W, 90-65
22	at No. 3 North Carolina*	L, 85-64
31	at Pitt*	L, 77-72

FEBRUARY

3	Syracuse*	W, 99-70
6	at Georgia Tech*	W, 80-51
10	NC State*	W, 83-79
12	at No. 9 Duke*	L, 77-69
17	at No. 21 Virginia*	L, 49-47
20	Pitt*	W, 91-58
24	No. 8 Duke*	W, 83-79
27	at Notre Dame*	L, 70-65

MARCH

2	at Virginia Tech*	L, 87-76
5	Georgia Tech	L, 70-69
9	Clemson	6 p.m.

^ - Charleston Classic

+ - ACC/SEC Challenge

* - ACC Game

! - ACC Tournament

QUICK FACTS

UNIVERSITY QUICK FACTS

Location	Winston-Salem, NC 27109
Founded	1834 in Wake Forest, NC
Enrollment	5,033 undergraduate
Affiliation	NCAA Division I
Conference	Atlantic Coast
Colors	Old Gold & Black
President	Dr. Susan R. Wente
Faculty Athletic Rep.	Dr. Peter Brubaker
Athletic Director	John Currie
Athletic Department Phone	(336) 758-4620
Ticket Office Phone	(888) 758-DEAC

ARENA INFORMATION

Arena	Lawrence Joel Veterans Memorial Coliseum
Capacity	14,665
Opened	1989-90
Record in Facility	379-129

PROGRAM HISTORY

Years of Basketball	116th
First Season of Basketball	1906
All-Time Head Coaches	23
All-Time Record	1,599-1,283
Winning Seasons	68
20+ Win Seasons	22
All-Time ACC Record	468-570
ACC Championships	4 (1961, '62, '95, '96)
Winning ACC Seasons	25
NCAA Tournament Appearances (Last)	23 (2017)
NCAA Tournament Record	28-23
NCAA Sweet 16's	10
NCAA Elite Eight	7
NCAA Final Four	1 (1962)
NIT Appearances (Last)	7 (2022)
NIT Record	12-6
NIT Championships	1 (2000)

COACHING STAFF

Head Coach	Steve Forbes
Alma Mater, Year	Southern Arkansas '88
Record at Wake Forest	50-40
Record Overall	348-145
Assistant Coach	Matt Woodley
Years at WFU/Alma Mater	4th/Drake '00
Assistant Coach	B.J. McKie
Years at WFU/Alma Mater	4th/South Carolina '99
Assistant Coach	Jason Shay
Years at WFU/Alma Mater	3rd/Iowa '95
Assistant Coach	Demetris Nichols
Years at WFU/Alma Mater	1st/Syracuse '07
Assistant Coach	Antanas Kavaliauskas
Years at WFU/Alma Mater	4th/Texas A&M '07
Dir. of Basketball Operations	Frank Davis
Years at WFU/Alma Mater	4th/Tennessee Tech '10
Director of Athletic Performance	Mike Starke
Director of Player Relations	Darnell Harris
General Manager	Mike Muse
Video Coordinator	Chris Forbes
Sports Medicine	Mark Armour
Equipment Manager	Tyler Shore
Basketball Office Phone	(336) 758-5622

TEAM INFORMATION

2022-23 Overall Record	19-14
Home / Away / Neutral	13-3/4-8/2-3
2022-23 ACC Record / Finish	10-10/9th
Overall Letterwinners Returning/Lost	6/2

TEAM STORYLINES



KEY RETURNERS

Cameron Hildreth

THIS SEASON

4th in the ACC in mpg (33.95) 10th in FT percentage (.811) 13th in ACC play in steals (1.32 pg) dropped 33 points against Elon (11/6) made 13 FG against Elon (11/6) just 60 points away from 1,000 for his collegiate career

LAST SEASON

Ranked third on the team in points (12.2) and second on the team in rebounds (5.2), assists (2.9), steals (1.3) and minutes (31.7) last season and recorded his first career triple-double in the win against Hampton with 14 points, 11 rebounds and 10 assists.

Andrew Carr

THIS SEASON

15th in ACC in rebounding (6.40 pg) 15th in FT percentage (.793) 6th in blocked shots (44 total, 1.47 pg) has four double-doubles on the season, including two in conference play (vs Virginia, at Georgia Tech)

LAST SEASON

Started all 33 games and finished fourth on the team with 10.8 points per game last season. Also led the team in rebounds per game (6.2), total blocks (31) and field-goal percentage (49.4, minimum 100 attempts).

Zach Keller

THIS SEASON

has started 8 of 19 games so far, averaging 13.4 mpg and pulling down three rebounds and adding three points per game

LAST SEASON

Started 6 games as a freshman, appearing in 17, and averaged 10.8 minutes

Damari Monsanto - missed last 5 games of the 2022-23 season, returned Jan. 20th vs Louisville

Picked up where he left off last season going 4-of-6 from three against the Cardinals in just 11 minutes

In 2022-23, he led the Deacs with a 40.5 three-point field goal shooting percentage, which ranked second in the ACC. His 87 three-pointers is the sixth-best mark in program history in just 27 games played. Additionally, his 3.22 threes per game led the ACC.

IMPACT FRESHMEN

Parker Friedrichsen | Shooting Guard | 6-3 | 195 lbs | Bixby High School | Bixby, Okla.

4-star prospect according to 247Sports and ESPN

No. 2 ranked player in the state of Oklahoma

Top 35 shooting guard nationally by Rivals, On3, 247sports and ESPN

Top 125 player nationally by Rivals, On3 and 247sports

Averaged 30.1 ppg, 10.2 rpg, 5.8 apg, 3.2 spg in his senior season at Bixby

Shot 84 percent from the free throw line and 40 percent from three-point range

Scored 2,149 career points at Bixby High school (all-time leading scorer) and 276 career three-pointers

Earned Oklahoma Coaches Association All-State honors his junior and senior seasons

Was the Frontier Valley Conference Player of the Year

Won State Farm High School 3-Point Contest at the Final Four

Marqus Mitrovic Marion | Forward | 6-8 | 210 lbs | BMS Herlev | Skovlunde, Denmark

3-star prospect, top player from Denmark and Top 50 power forward according to 247Sports

4-star prospect and Top 100 player according to On3

Has played in Denmark's top division for BMS Herlev since 2020

Made his debut on the Danish Men's National Team in a European Championship qualifier in February 2023

Was the Danish team's top scorer at the U18s FIBA Division B European Championship in the summer of 2022 with 16.1 ppg

Earned the Silver medal with the Danish U18 team at the 2022 European Championship

Earned the Silver medal with the U18 team at the 2022 Nordic Championship

Aaron Clark | Shooting Guard | 6-6 | 193 lbs | Brewster Academy | Easton, Penn.

4-star according to Rivals, 247sports, ESPN, and On3

Ranked 91 nationally by Rivals and 102 by On3

19th ranked shooting guard by Rivals

Team won the NEPSAC Class AAA Championship and advanced to the Elite 8 of the National Prep Championship in 2022

Made his national debut on the FIBA U-19 World Cup Team the summer of 2021 and averaged 14.4 points, 3.1 rebounds and 3.7 apg

TEAM STORYLINES



PORTAL POWER

Hunter Sallis | Guard | 6-5 | 185 lbs | Gonzaga | Omaha, Neb.

THIS SEASON FOR WAKE

Leads the league in mpg (35.07) 5th in ACC in scoring (18.20 ppg) 14th in 3-pt FG made (2.20 pg) 7th in FG percentage (.498)

AT GONZAGA

During his sophomore season, Hunter played in 37 games for the Zags and logged a career-high 619 minutes during the 2022-23 season.

The Omaha native dished out 50 total assists, including a career-high seven assists against Portland.

He increased his average points scored to 4.5 points per game, along with his average rebounds grabbed to 2.2 rebounds per game.

Ended the season shooting 46.6 percent from the field and 78.0 percent from the free throw line.

Out of high school, Sallis was named a McDonald's All-American as the sixth-ranked recruit in the 2021 Class on 247 Sports.

He finished his high school career with 1,819 points, the third-most in Class A history.

He was the first five-star basketball recruit in Nebraska history.

Boopie Miller | Guard | 6-0 | 175 lbs | Central Michigan | Chicago, Ill.

THIS SEASON FOR WAKE

13th in ACC in scoring (15.60 ppg) 10th in ACC in assists (3.83 pg) 7th in FT percentage (.830) 10th in FG percentage (.462) Ranks 10th in the nation in FG percentage of players 6'0 or under (.462)

AT CENTRAL MICHIGAN

In his two-year career at Central Michigan, Miller played in 34 games with 32 starts, averaged 13.8 points, 4.7 assists, and 3.4 rebounds per game.

He averaged 33.2 minutes played per game, shot 43.4 percent (171-394) from the floor, 36.1 percent (35-97) from three-point range and 77.8 percent (91-117) on free throws.

At the beginning of the 2022-23 season, the Chicago native earned Preseason Second Team All-MAC honors.

He only played in four of 31 games due to injury, but averaged 18.5 points, 3.8 rebounds, and 5.3 assists per game.

As a freshman in 2021-22, Miller earned All-MAC Honorable Mention honors and was named to the MAC All-Freshman team.

In his first collegiate season, he led the Chippewas in scoring (13.1 points per game), assists (139), steals (34), and minutes per game (32.9).

Efton Reid | Center | 7-0 | 240 lbs | Gonzaga/LSU | Richmond, Va.

THIS SEASON

Received his second-time transfer waiver by the NCAA on Dec. 5 and has appeared in every game since, and has been in the starting lineup since Presbyterian on Dec. 21.

Ranks 5th in ACC play in rebounding (7.95 pg) 8th in ACC play in blocked shots (1.16 pg) 9th in defensive rebounds (5.63 pg) 9th in offensive rebounds (2.32 pg)

PRIOR TO WAKE

During his sophomore season in 2022-23, Reid saw action in 25 games for the Zags.

Scored a season-high 16 points in 19 minutes against Eastern Oregon.

Shot 62.2 percent from the field this season, which was the third-highest percentage on the team.

Averaged 2.1 points and 1.1 rebounds in 4.6 minutes per game

Was a five-star recruit out of IMG

The No. 24 recruit nationally and the No. 3 rated center

He averaged 16 points and 11 rebounds as IMG put together a 25-0 regular season record

Prior to IMG, Reid played at Steward High in Richmond and averaged 19 points, 12 rebounds and two blocks as a junior, which earned him Division II first team all-state honors

Abramo Canka | Guard | 6-6 | 200 lbs | UCLA | Genoa, Italy

As a freshman last season, Canka appeared in 22 games for the Bruins.

He shot 44.4 percent from the field (12-for-27) and 50.0 percent from 3-point territory (5-for-10).

Early in the winter, Canka scored a season-high six points during a home victory against Pepperdine (Nov. 23), making both of his tries from three-point territory.

Canka opened the New Year by totaling a season-high four rebounds in a win at Washington (Jan. 1).

A native of Genoa, Italy, Canka competed with the Italian National Team at various age levels, playing for Italy at the FIBA Under 20 European Championships during the 2022 summer.

Canka averaged 9.4 points, 2.1 rebounds and 1.4 assists in seven games while shooting 45.6 percent from the field.

FORBES ERA
RECORD WHEN...

SINCE NOV. 2020

Home.....	50-12
Road.....	12-33
Neutral.....	5-8
Ranked Opponent (either AP or Coaches).....	3-13
Unranked Opponent.....	64-37
Leads at halftime.....	52-18
Trails at halftime.....	12-35
Tied at halftime.....	2-0
Goes into overtime.....	5-4
Leads by 10 or more points.....	56-10
Trails by 10 or more points.....	7-38
Shoots 50% or better.....	31-8
Shoots less than 50%.....	18-12
Shoots less than 45%.....	14-15
Shoots less than 40%.....	5-19
Opponent shoots 50% or better.....	6-32
Opponent shoots less than 50%.....	11-11
Opponent shoots less than 45%.....	15-8
Opponent shoots less than 40%.....	32-3
Has higher FG% than opponent.....	54-7
Has lower FG% than opponent.....	13-46
Has same FG% as opponent.....	0-0
Outrebounded its opponent.....	44-22
Outrebounded by opponent.....	20-28
Has same rebounds as opponent.....	2-3
Has more off rebounds than opponent.....	27-28
Has fewer off rebounds than opponent.....	39-15
Has same off rebounds as opponent.....	1-10
Has fewer turnovers than opponent.....	36-14
Has more turnovers than opponent.....	25-36
Has same turnovers as opponent.....	6-3
Has fewer than 10 turnovers.....	15-13
Opponent has fewer than 10 turnovers.....	8-16
Shoots more FTs than opponent.....	48-15
Shoots fewer FTs than opponent.....	16-36
Shoots the same FTs as opponent.....	3-2
Game decided by 10 points or less or OT.....	17-16
Game decided by 5 points or less or OT.....	14-16
Scores <60 points.....	0-9
Scores 60-69 points.....	9-20
Scores 70-79 points.....	20-19
Scores 80-89 points.....	22-5
Scores 90+ points.....	19-0
Allows <60 points.....	17-1
Allows 60-69 points.....	18-3
Allows 70-79 points.....	30-27
Allows 80-89 points.....	2-17
Allows 90+ points.....	0-5
Wins the tip.....	39-24
Loses the tip.....	28-30
White uniforms.....	46-14
Black uniforms.....	15-37
Gold Uniforms.....	4-0

FORBES ERA FIRSTS

SINCE NOV. 2020

2021-22 season -

First Road ACC Wins at ...
 Virginia since Feb. 6, 2010.
 Georgia Tech since Feb. 22, 2004.
 Florida State since Feb. 14, 2008.

With its wins at UVA and GT in back-to-back road contests, Wake Forest secured its first two-straight road win streak in league play since the 2008-09 season.

The Deacs won both their conference home and road opener for the first time since the 2008-09 campaign.

Wake Forest won three games in overtime (Oregon State, Northwestern, Syracuse) for the first time since winning five OT contests during the 2009-10 season.

With its 98-76 win over North Carolina inside Joel Coliseum on Jan. 22, Wake Forest won its second-straight home game over the Tar Heels for the first time since 2002 (90-66, 2/6/2002) and 2003 (75-60, 3/5/2003).

Additionally, the 22-point victory (98-76) over the Tar Heels in January marked Wake Forest's biggest win over UNC since Feb. 6, 2002.

Wake Forest's 98 points were the second-most points the program has ever scored against North Carolina, behind only the 1964-65 team's 107-85 victory (1/6/1965).

When the Deacs defeated Boston College on Jan. 24, Wake Forest clinched its first four-game winning streak in regular season ACC play since the 2009-10 season.

The Deacs' 30-point margin-of-victory (87-57) over the Eagles was the program's largest over Boston College and the largest over an ACC opponent since the team defeated NC State 88-58 on February 2, 2017.

Prior to setting multiple records in conference play, Wake Forest recorded its most non-conference wins since the 2013-14 season (10).

Wake Forest reached 20 overall wins for the first time since the 2009-10 season (20-11) and 10 conference wins since the 2008-09 season (11-5).

Additionally, the Demon Deacons became the first ACC team to reach 20 overall and 10 conference wins last season.

The Deacs' five ACC road wins last season were the most since 2004-05.

2022-23 season -

First win over Duke since Feb. 2020

With the win over Virginia Tech on Dec. 31, 2022, Wake Forest started 2023 an astounding 26-2 inside Joel Coliseum since the start of the 2021-22 season.

Wake Forest won 13-straight games inside Joel Coliseum, which is tied for the longest streak since the Deacs won 13 in a row from March 10, 2013 to Jan. 25, 2014.

The 80-72 win over Louisville Jan. 7 marked the first time Wake Forest has won a game inside the KFC Yum! Center.

The 87-77 win over No. 19 Clemson was the Demon Deacons' second win over a Top-25 team this season. It is the first such feat for the program since the 2013-14 campaign.

Wake Forest has now started 10-0 at home for the second season in a row, marking the first time Wake has had back-to-back 10-0 home starts in program history.

Wake Forest has defeated North Carolina in three consecutive home games for the first time since the 1960s.

Wake Forest advanced to the Quarterfinals of the ACC Tournament for the first time since 2009.

2023-24 season -

Wake Forest has now started 10-0 at home for the third season in a row, marking the first time Wake has had back-to-back-to-back 10-0 home starts in program history.

Wake Forest defeated Virginia in LJV Coliseum for the first time since 2013.

For the second time in three seasons (also 21-22) Wake Forest has been receiving votes in both the AP and Coaches Polls.

This year's team is just the second in Wake Forest history to win three or more regular-season ACC games by 25 or more; the only other one - the first one in 1953-54.



FORBES IN THE ACC

Boston College: 4-1
 0-1 in ACC Tournament
 Home: 1-1
 Away: 3-0

Clemson: 1-3
 Home: 1-1
 Away: 0-2

Duke: 2-6
 Home: 2-2
 Away: 0-4

Florida State: 3-2
 Home: 2-0
 Away: 1-2

Georgia Tech: 3-3
 Home: 1-2
 Away: 2-1

Louisville: 3-2
 Home: 2-1
 Away: 1-1

Miami: 2-3
 0-1 in ACC Tournament
 Home: 2-1
 Away: 0-2

North Carolina: 2-3
 Home: 2-0
 Away: 0-3

NC State: 3-5
 Home: 2-2
 Away: 1-3

Notre Dame: 3-2
 0-1 in ACC Tournament
 Home: 1-0
 Away: 2-2

Pitt: 3-3
 Home: 3-0
 Away: 0-3

Syracuse: 3-2
 1-0 in ACC Tournament
 Home: 2-0
 Away: 0-2

Virginia: 2-3
 Home: 1-1
 Away: 1-2

Virginia Tech: 3-3
 Home: 3-1
 Away: 1-2

2023-24 PHOTO ROSTER



KEVIN MILLER
R-So. / 6-0 / 175 / G
Chicago, Ill.
Victory Rock Prep
(Central Michigan)

0



MARQUS MARION
Fr. / 6-8 / 210 / F
Skovlunde, Denmark
BMS Herlev

1



CAMERON HILDRETH
Jr. / 6-4 / 195 / G
Worthing, England
Surry Scorchers
(Worthing Thunder)

2



EFTON REID III
Jr. / 7-0 / 240 / F/C
Richmond, Va.
IMG Academy
(Gonzaga)

4



ABRAMO CANKA
So. / 6-6 / 200 / G
Genoa, Italy
Istituto Paritario
(UCLA)

10



ANDREW CARR
Sr. / 6-10 / 220 / F
Westchester, Pa.
West Chester East
(Delaware)

11




AARON CLARK
Fr. / 6-6 / 195 / G
Easton, Pa.
Brewster Academy

13




PARKER FRIEDRICHSEN
Fr. / 6-3 / 195 / G
Bixby, Okla.
Bixby High

20




HUNTER SALLIS
Jr. / 6-5 / 185 / G
Omaha, Ne.
Millard North
(Gonzaga)

23



ZACH KELLER
So. / 6-10 / 228 / F
Highlands Ranch, Colo.
Thunderridge

25



DAMARI MONSANTO
R-Sr. / 6-6 / 225 / G
Pembroke Pines, Fla.
Western High School
(ETSU)

30



JAO ITUKA
Jr. / 6-1 / 196 / G
Gaithersburg, Md.
Gaithersburg
(Marist)

31



MATTHEW MARSH
Jr. / 7-1 / 250 / C
Cornwall, England
Asvel Lyon-Villeurbanne
(FC Barcelona)

33



RJ KENNAH
Jr. / 6-5 / 195 / G
Parker, Colo.
Kent Denver High School

40




VINCENT RICCHIUTI
Fr. / 6-6 / 195 / F
San Diego, Calif.
St. Augustine High School

45



KEVIN DUNN
Jr. / 6-2 / 205 / G
Winston-Salem, N.C.
Choate Rosemary Hall

51



WILL UNDERWOOD
Fr. / 6-3 / 180 / G
Mahtomedi, Minn.
Mahtomedi High School

52



OWEN KMETZ
So. / 6-6 / 180 / F
Chicago, Ill.
La Lumiere High School

55



STEVE FORBES
Head Coach
4th Season
Southern Arkansas '88



BJ MCKIE
Assistant Coach
4th Season
South Carolina '99



MATT WOODLEY
Assistant Coach
4th Season
Drake '00



JASON SHAY
Assistant Coach
2nd Season
Iowa '95



DEMETRIS NICHOLS
Assistant Coach
1st Season
Syracuse '07



ANTANAS KAVALIAUSKAS
Assistant Coach
1st Season
Texas A&M '07

2023-24 ROSTER & BREAKDOWN

ROSTER BREAKDOWN

BY CLASS

Seniors (2)

Andrew Carr
Damari Monsanto

Juniors (7)

Cameron Hildreth
Matthew Marsh
Jao Ituka
Hunter Sallis
Efton Reid
Kevin Dunn
Rj Kennah

Sophomores (4)

Zach Keller
Boopie Miller
Abramo Canka
Owen Kmety

Freshmen (5)

Marqus Marion
Aaron Clark
Parker Friedrichsen
Vincent Ricchiuti
Will Underwood

BY STATE/COUNTRY

Virginia (1)

Efton Reid

Oklahoma (1)

Parker Friedrichsen

North Carolina (1)

Kevin Dunn

England (2)

Cameron Hildreth
Matthew Marsh

Colorado (2)

Zach Keller
Rj Kennah

Nebraska (1)

Hunter Sallis

Pennsylvania (2)

Andrew Carr
Aaron Clark

Minnesota (1)

Will Underwood

Illinois (2)

Owen Kmety
Boopie Miller

Italy (1)

Abramo Canka

Denmark (1)

Marqus Marion

Florida (1)

Damari Monsanto

Maryland (1)

Jao Ituka

California (1)

Vincent Ricchiuti

NUMERICAL ROSTER

No.	Name	Pos.	Ht.	Wt.	Yr.	Hometown	Previous School
0	Boopie Miller	G	6-0	175	R-So.	Chicago, Illinois	Central Michigan
1	Marqus Marion	F	6-8	210	Fr.	Skovlunde, Denmark	
2	Cameron Hildreth	G	6-4	195	Jr.	Worthing, England	
4	Efton Reid	C	7-0	240	Jr.	Richmond, Virginia	Gonzaga
10	Abramo Canka	G	6-6	200	So.	Genoa, Italy	UCLA
11	Andrew Carr	F	6-10	225	Sr.	Westchester, Pa.	Delaware
13	Aaron Clark	G	6-6	195	Fr.	Easton, Pa.	
20	Parker Friedrichsen	G	6-3	195	Fr.	Bixby, Okla.	
23	Hunter Sallis	G	6-5	185	Jr.	Omaha, Neb.	Gonzaga
25	Zach Keller	F	6-10	225	So.	Highlands, Ranch, Co.	
30	Damari Monsanto	G	6-6	225	R-Sr.	Pembroke Pines, Fla.	ETSU
31	Jao Ituka	G	6-1	200	Jr.	Gaithersburg, Md.	Marist
33	Matthew Marsh	C	7-1	250	Jr.	Cornwall, England	
40	Rj Kennah	G	6-5	195	Jr.	Parker, Co.	
45	Vincent Ricchiuti	F	6-6	195	Fr.	San Diego, Calif.	
51	Kevin Dunn	G	6-2	200	Jr.	Winston-Salem, N.C.	
52	Will Underwood	G	6-3	180	Fr.	Mahtomedi, Minn.	
55	Owen Kmety	F	6-6	180	So.	Chicago, Ill.	

ALPHABETICAL ROSTER

No.	Name	Pos.	Ht.	Wt.	Yr.	Hometown	Previous School
10	Abramo Canka	G	6-6	200	So.	Genoa, Italy	UCLA
11	Andrew Carr	F	6-10	225	Sr.	Westchester, Pa.	Delaware
13	Aaron Clark	G	6-6	195	Fr.	Easton, Pa.	
51	Kevin Dunn	G	6-2	200	Jr.	Winston-Salem, N.C.	
20	Parker Friedrichsen	G	6-3	195	Fr.	Bixby, Okla.	
2	Cameron Hildreth	G	6-4	195	Jr.	Worthing, England	
31	Jao Ituka	G	6-1	200	Jr.	Gaithersburg, Md.	Marist
25	Zach Keller	F	6-10	225	So.	Highlands, Ranch, Co.	
40	Rj Kennah	G	6-5	195	Jr.	Parker, Co.	
55	Owen Kmety	F	6-6	180	So.	Chicago, Ill.	
1	Marqus Marion	F	6-8	210	Fr.	Skovlunde, Denmark	
33	Matthew Marsh	C	7-1	250	Jr.	Cornwall, England	
0	Boopie Miller	G	6-0	175	R-So.	Chicago, Illinois	Central Michigan
30	Damari Monsanto	G	6-6	225	R-Sr.	Pembroke Pines, Fla.	ETSU
4	Efton Reid	C	7-0	240	Jr.	Richmond, Virginia	Gonzaga
45	Vincent Ricchiuti	F	6-6	195	Fr.	San Diego, Calif.	
23	Hunter Sallis	G	6-5	185	Jr.	Omaha, Neb.	Gonzaga
52	Will Underwood	G	6-3	180	Fr.	Mahtomedi, Minn.	

COACHING & SUPPORT STAFF

Head Coach	Steve Forbes	4th Season/Southern Arkansas '88
Assistant Coach	B.J. McKie	4th Season/South Carolina '99
Assistant Coach	Jason Shay	3rd Season/Iowa '95
Assistant Coach	Matt Woodley	4th Season/Drake '00
Assistant Coach	Demetris Nichols	1st Season/Syracuse '07
Assistant Coach	Antanas Kavaliauskas	4th Season/Texas A&M '07
Director of Basketball Operations	Frank Davis	4th Season/Tennessee Tech '10
General Manager	Mike Muse	2nd Season/App State '85
Director of Sports Performance	Mike Starke	4th Season/Concordia College '13
Director of Player Relations	Darnell Harris	1st Season/Middle Tennessee '16
Video Coordinator	Chris Forbes	4th Season/East Tennessee St. '18
Student Athlete Services	Jane Caldwell	26th Season/UNC Greensboro
Sports Medicine	Mark Armour	3rd Season/Southeastern Louisiana '07
Equipment	Tyler Shore	4th Season/Western Carolina '08
Communications	Lucy Berres	4th Season/Illinois State '16

PRONUNCIATION GUIDE

Jao Ituka	Jow EE-too-Kuh
Damari Monsanto	Mon-san-toe
Hunter Sallis	Sal-iss
Marqus Marion	Marcus
Parker Friedrichsen	Fred-Rick-Sen
Abramo Canka	Zahn-Kah

THE LAST TIME WAKE FOREST...

WAKE INDIVIDUALS...

- Scored 30 points: Hunter Sallis (33) vs. NC State (2/10/24)
- Scored 35 points: Tyree Appleby (35) vs. North Carolina (2/7/23)
- Scored 40 points: Randolph Childress (40), vs. Duke (3/10/95) ACCT
- Two players with 20 points: Hunter Sallis (24) & Kevin Miller (21) vs. Syracuse (2/3/24)
- Two players with 25 points: Daivien Williamson (27) & Isaiah Mucius (27) at N. Carolina (1/20/21)
- Three players with 20 points: Cameron Hildreth (23), Andrew Carr (22) & Damari Monsanto (22), vs. Florida State (1/11/23)
- 20-point game off the bench: Damari Monsanto (22), at Rutgers (12/17/22)
- A player with back-to-back 30-point games: Alondes Williams, 36 vs. VMI (12/14/21); 34 vs. Charlotte (12/17/21)
- One player scored in double figures: at Virginia Tech (2/27/21)
- No players scored in double figures: at Georgia Tech (1/19/11)
- Five players scored in double figures: at Virginia Tech (3/2/24)
- All five starters scored in double figures: vs. Pitt (2/20/24)
- Six players scored in double figures: at Georgia Tech (2/6/24)
- Had 15 rebounds: Alondes Williams (15) vs. USC Upstate (12/11/21)
- Had 20 rebounds: Devin Thomas (21) at NC State (2/13/16)
- Had 25 rebounds: Dickie Hemric (36) vs. Clemson (2/4/55)
- Two players with 10 rebounds: Andrew Carr (11) & Cameron Hildreth (10) vs. Clemson (1/17/23)
- Two players with 15 rebounds: Devin Thomas (17) and Dinos Mitoglou (16) vs. UMBC (11/13/15)
- Double-Double: Efton Reid (12 points, 10 rebounds) at Notre Dame (2/27/24)
- Two players had a double-double: Bobi Klintman (17 pts, 11 rebounds) and Tyree Appleby (15 pts, 12 asts) vs. Syracuse (3/8/23)
- Three players had a double-double: Al-Farouq Aminu (13 pts, 12 rebs), James Johnson (14 pts, 14 rebs) & L.D. Williams (15 pts, 10 rebs) vs. Baylor (11/30/08)
- Double-Double with points and assists: Tyree Appleby (15 pts, 12 assists) vs. Syracuse (3/8/23)
- Four Double-Doubles in a row: Doral Moore (4 games), Feb. 7-17, 2018
- Triple-Double: Cameron Hildreth (14 points, 11 rebounds, 10 assists) vs. Hampton (11/26/22)
- 20 points and 20 rebounds: Eric Williams (22 pts, 20 rebs) at Clemson (1/11/06)
- 10 assists: Tyree Appleby (12) vs. Syracuse (3/8/23)
- 5 Blocked Shots: Efton Reid (5), vs. Virginia (1/13/24)
- 5 Steals: Tyree Appleby (5) vs. Clemson (1/17/23)
- Led WF in Points, Rebounds and Assists: Tyree Appleby, vs. North Carolina (2/7/23)
- Led WF in Points, Rebounds, Assists, Steals and Blocks: Jake LaRavia vs. Boston College (3/10/22)ACCT
- Hit a last second shot to win a game (1.0 or later): Davien Williamson, vs. Syracuse (3/8/23), hit three with 0.5 seconds left in regulation in to win 77-74
- Played the entire game: Cameron Hildreth, vs. Florida (11/29/23)
- Played 40 or more minutes: Hunter Sallis & Andrew Carr, 40 vs. Miami (1/6/24)

WAKE TEAM...

- Won in Overtime: Jan. 6, 2024, Won 86-82 in OT vs. Miami
- Lost in Overtime: Nov. 19, 2023, Lost 80-86 in OT vs. LSU
- Played Two Overtimes: Feb. 25, 2020, Won 113-101 in 2OT vs. Duke
- Played Three Overtimes: Dec. 20, 2003, Won 119-114 in 3OT at North Carolina
- Shot 70 percent for a Half: 77.8% (21-27), vs. South Carolina State (11/23/22), 2nd half
- Shot 60 percent in a Game: 60.4% (29-48) vs. Duke (2/24/24)
- Shot less than 30 percent in a Game: 27.3% (15-55), at Virginia Tech (2/27/21)
- Shot 90 percent from the free throw line: 95.0% (19-20) vs. Pitt (2/20/24)
- Shot 50 percent from 3-point line: 52.9% (9-17) vs. Duke (2/24/24)
- Shot less than 30 percent in a half: 28.6% (8-28) vs. Georgia Tech (3/5/24), 1st half
- Shot less than 20 percent in a half: 19.0% (4-21), at Georgia Tech (1/19/11)
- Shot 55 percent or better and lost: 55.2% (32-58) at Miami (2/18/23)
- Attempted 50 FTs: 50, vs. Duke (2/25/20)
- Made 30 FTs: 33 (of 42), vs. North Carolina (2/7/23)
- Made 10+ 3-pt FGs: 11, at Virginia Tech (3/2/24)
- Failed to make a 3-pt FG: at NC State (2/20/10)
- Had 50 rebounds: 53, vs. Florida State (1/4/22)
- Had 25 assists: 28, at East Carolina (12/22/08)
- Had 15+ steals: 20, vs. Delaware State (11/25/20)
- Had 10 blocks: 10, at Charlotte (11/17/19)
- Scored 50 pts in a half: 57, vs. Syracuse (2/3/24), 2nd half
- Scored 60 pts in a half: 60, vs. NC State (3/2/22), 2nd half
- Scored 100 pts (ACC): 101, vs. NC State (3/2/22)
- Scored 100 pts (non-conf): 101, vs. Elon (11/6/23)
- Scored under 20 pts in 1st half: 15, Clemson (2/24/21)
- Scored under 20 pts in 2nd half: 19, at Clemson (2/3/19)
- Scored under 50 pts in a game: 47, at Virginia (2/17/24)
- Never trailed: vs. Syracuse (2/3/24)

THE LAST TIME AN OPPONENT...

OPPONENT INDIVIDUALS...

- Scored 30 points: Markus Burton (31), at Notre Dame (2/27/24)
- Scored 35 points: RJ Davis (36), vs. North Carolina (1/22/24)
- Scored 40 points: J.R. Reynolds (40), at Virginia (1/21/07)
- Two players with 20 points: Hunter Cattoor (26) and Lynn Kidd (21), at Virginia Tech (3/2/24)
- Two players with 25 points: Cole Anthony (28) and Garrison Brooks (25), at North Carolina (3/3/20)
- Three players with 20 points: Martinas Geben (22), Matt Farrell (21) & TJ Gibbs (20), Notre Dame (2/24/18)
- 20-point game off the bench: Ishmael Leggett (22), vs. Pitt (1/31/24)
- One player scored in double figures: vs. Virginia (1/13/24)
- No players scored in double figures: at Richmond (12/22/05)
- Five players scored in double figures: at Georgia (11/10/23)
- All five starters scored in double figures: at Georgia (11/10/23)
- Six players scored in double figures: vs. South Carolina State (11/23/22)
- Had 15 rebounds: Jesse Edwards (20), at Syracuse (3/4/23)
- Had 20 rebounds: Jesse Edwards (20), at Syracuse (3/4/23)
- Had 25 rebounds: Len Elmore (26), at Maryland (2/27/74)
- Two players with 10 rebounds: Kyle Filipowski (10) & Jared McCain (10), at Duke (2/12/24)
- Double-Double: Kyle Filipowski (21 pts & 10 rebs) & Jared McCain (17 pts & 10 rebs), at Duke (2/12/24)
- Two players had a double-double: Kyle Filipowski (21 pts & 10 rebs) & Jared McCain (17 pts & 10 rebs), at Duke (2/12/24)
- Three players had a double-double: Raymond Felton (22 pts, 11 assts), Sean May (15 pts, 11 rebs) & Jawad Williams (17 pts, 12 rebs), at North Carolina (12/20/03)
- Double-Double with points and assists: Prentiss Hubb (10 pts, 10 assts), at Notre Dame (2/2/21)
- Triple-Double: Tu Holloway (14 pts, 10 rebs, 14 assts), at Xavier (12/18/10)
- 20 points and 20 rebounds: Jesse Edwards (27 pts, 20 rebs), at Syracuse (3/4/23)
- 10 assists: Prentiss Hubb (10), at Notre Dame (2/2/21)
- 5 Blocked Shots: Ryan Dunn (7), at Virginia (2/17/24)
- 5 Steals: Darin Green Jr. (5), at Florida State (1/9/24)
- Led Opponent in Points, Rebounds and Assists: Kyle Filipowski vs. Duke (2/24/24)
- Hit a last second shot to win a game: Baye Ndogo, vs. Georgia Tech (3/5/24), layup with 0.4 seconds left to win 70-69

OPPONENT TEAM...

- Shot 70 percent for a Half: 70.0% (14-20), at Clemson (12/2/22)
- Shot 60 percent in a Game: 61.5 (32-52), at Miami (1/1/22)
- Shot less than 30 percent in a Game: 29.0 (18-62), vs. Pitt (2/20/24)
- Shot 90 percent from the free throw line: 100% (2-2), vs. Georgia Tech (3/5/24)
- Shot 50 percent from 3-point line: 53.8 (7-13), at Florida State (1/9/24)
- Shot less than 30 percent in a half: 21.9% (7-32) vs. Pitt (2/20/24), 2nd half
- Shot less than 20 percent in a half: 13.8% (4-29) at Georgia Tech (2/6/24), 1st half
- Shot 55 percent or better and lost: 60.0% (24-40), Richmond (12/22/06)
- Attempted 50 FTs: 50, Boston College (2/8/06)
- Made 30 FTs: 31 (of 34), Duke (2/25/20)
- Made 10 3-pt FGs: 10, vs. Georgia Tech (3/6/24)
- Failed to make a 3-pt FG: at NC State (1/16/24)
- Had 50 rebounds: 50, North Carolina (2/7/23)
- Had 25 assists: 27, at Maryland (2/5/11)
- Had 15 steals: 15, at Florida State (2/5/22)
- Had 10 blocks: 11, vs. NC State (1/28/23)
- Scored 50 pts in a half: 50, at Virginia Tech (3/2/24), 2nd half
- Scored 60 pts in a half: 60, North Carolina (2/7/23), 2nd half
- Scored 70 pts in a half: 74, at NC State (3/5/83), 2nd half
- Scored 100 pts (ACC): 101, Duke (2/25/20)
- Scored 100 pts (non-conf): 111, West Virginia (3/19/05) NCAAT
- Scored under 20 pts in 1st half: 18, vs USC Upstate (12/11/21)
- Scored under 20 pts in 2nd half: 17, at East Carolina (12/22/08)
- Scored under 50 pts in a game: 49, at Virginia (2/17/24)

BY THE NUMBERS

46

Wake Forest holds an impressive 46-6 record at home since the start of the 2021-22 season including a 15-1 mark this season. The Demon Deacons' overall wins since the start of the 2021-22 season rank tied for third in the country and is tied for the most in the ACC during that time frame.

3

This season, Wake Forest has went 437-of-546 (80.0 percent) from the free throw line, which ranks third in the nation and first in the ACC. The Deacs have recorded six games of shooting above 90 percent from the charity stripe and 19 shooting above 80 percent. In ACC play, the Deacs are 262-for-323 (81.1 percent), the highest mark in the conference.

82.3

Since the start of the 2021-2022 season, the Demon Deacons lead the ACC in several different categories while playing at home. The Demon Deacons rank first in scoring per game (82.3 ppg), free throws made (909) and attempted (1182), in addition to three pointers made (467) while inside The Joel.

60

After a 17-point outing on Tuesday, junior Cameron Hildreth is now just 60 points away from 1,000 in his career. He is averaging 13.6 points per game this season while shooting 45.4 percent from the floor, 36.1 percent from three and 81.1 percent from the line. He would be the second Deac to accomplish this feat this season, as Andrew Carr did so on Dec. 30 against Virginia Tech.

366

Head coach Steve Forbes has posted a 366-157 record (70.0 percent) in his 12 seasons at the helm of a collegiate program. Additionally, he holds an 198-95 mark at the Division 1 level, with seven of his eight full seasons being winning seasons.

ON THIS DAY...

MARCH 9

THE RECORD: 4-10

THE STREAK: L5

LAST TIME:
L, 74-72, Miami
2023

TOTAL GAMES

Year	Score	Opponent	Place
1967	W, 63-61 (2OT)	Clemson	Greensboro, N.C.
1972	L, 65-74	Virginia	Greensboro, N.C.
1973	L, 65-73	Maryland	Greensboro, N.C.
1984	W, 63-51	Virginia	Greensboro, N.C.
1990	L, 70-79	Clemson	Charlotte, N.C.
1996	W, 68-60	Clemson	Greensboro, N.C.
2001	L, 53-71	Maryland	Atlanta, Ga.
2002	L, 64-79	Duke	Charlotte, N.C.
2006	W, 78-66	Florida State	Greensboro, N.C.
2007	L, 52-71	Virginia Tech	Tampa, Fla.
2019	L, 57-65	Florida State	Winston-Salem, N.C.
2021	L, 64-73	Notre Dame	Greensboro, N.C.
2022	L, 77-82 (OT)	Boston College	Brooklyn, N.Y.
2023	L, 72-74	Miami	Greensboro, N.C.

2023-24 ACC STANDINGS

AS OF MARCH 7

SCHOOL	ACC RECORD	OVERALL RECORD	STREAK
North Carolina	16-3	24-6	W5
Duke	15-4	24-6	W3
Virginia	12-7	21-9	L1
Clemson	11-8	21-9	W1
Pitt	11-8	20-10	W2
Syracuse	11-9	20-11	L1
Wake Forest	10-9	18-12	L3
NC State	9-10	17-13	L3
Virginia Tech	9-10	17-13	W2
Florida State	9-10	15-15	L2
Boston College	7-12	16-14	W1
Georgia Tech	7-12	14-16	W3
Notre Dame	7-12	12-18	L1
Miami	6-13	15-15	L8
Louisville	3-16	8-22	L6

NATIONAL RANKINGS

AS OF MARCH 4

ASSOCIATED PRESS

1.	Houston (52)	26-3	1539
2.	UConn (6)	26-3	1462
3.	Purdue (4)	26-3	1459
4.	Tennessee	23-6	1364
5.	Arizona	23-6	1252
6.	Iowa State	23-6	1212
7.	North Carolina	23-6	1201
8.	Marquette	22-7	1056
9.	Duke	23-6	1051
10.	Creighton	22-8	983
11.	Baylor	21-8	901
12.	Illinois	22-7	834
13.	Auburn	22-7	746
14.	Kansas	21-8	723
15.	Kentucky	21-8	711
16.	Alabama	20-9	592
17.	South Carolina	24-5	579
18.	Washington State	23-7	484
19.	Gonzaga	24-6	396
20.	BYU	21-8	343
21.	San Diego State	22-7	338
22.	Utah State	24-5	285
23.	Saint Mary's	24-7	268
24.	South Florida	22-5	154
25.	Dayton	22-6	50

SEASON RECORDS

Season Scoring Leaders

Rk.	Player	Points	Year
1.	Len Chappell	932	1961-62
2.	Dickie Hemric	746	1954-55
3.	Len Chappell	745	1960-61
4.	Charlie Davis	690	1970-71
5.	Dickie Hemric	680	1953-54
6.	Charlie Davis	664	1969-70
7.	Alondes Williams	649	2021-22
8.	Tim Duncan	645	1996-97
	Bob Leonard	645	1964-65
10.	Randolph Childress	644	1994-95
11.	Rodney Rogers	636	1992-93
12.	John Collins	632	2016-17

Season Rebound Leaders

Rk.	Player	Rebounds	Year
1.	Dickie Hemric	515	1954-55
2.	Len Chappell	470	1961-62
3.	Tim Duncan	457	1996-97
4.	Dickie Hemric	447	1951-52
5.	Dickie Hemric	424	1953-54
6.	Dickie Hemric	416	1952-33
7.	Tim Duncan	401	1994-95
8.	Tim Duncan	395	1995-96
9.	Len Chappell	393	1960-61
10.	Ronny Watts	352	1964-65

USA TODAY COACHES

1	Houston (28)	26-3	795
2	UConn (3)	26-3	757
3	Purdue (1)	26-3	745
4	Tennessee	23-6	705
5	Arizona	23-6	644
6	Iowa State	23-6	629
7	North Carolina	23-6	628
8	Duke	23-6	541
9	Marquette	22-7	531
10	Creighton	22-8	487
11	Baylor	21-8	452
12	Illinois	22-7	423
13	Kentucky	21-8	396
14	Auburn	22-7	376
15	Kansas	21-8	366
16	South Carolina	24-5	298
17	Alabama	20-9	289
18	Gonzaga	24-6	215
19	San Diego State	22-7	194
20	Washington State	23-7	182
21	Saint Mary's	24-7	175
22	Utah State	24-5	151
23	BYU	21-8	140
24	South Florida	22-5	88
25	Florida	20-9	42

Receiving Votes: Dayton 31; Texas Tech 24; Nevada 24; Boise State 16; App State 13; James Madison 10; Oklahoma 8; Northwestern 7; Indiana State 5; Clemson 5; TCU 4; Wake Forest 3; Nebraska 1

GAME-BY-GAME STARTERS

Game	GUARD	GUARD	GUARD	FORWARD	FORWARD	6TH	FIRST POINTS
Elon	Miller	Hildreth	Sallis	Carr	Marsh	Friedrichsen	Miller
at Georgia	Miller	Hildreth	Sallis	Carr	Marsh	Marion	Carr
Utah	Miller	Hildreth	Sallis	Carr	Keller	Marion	Sallis
Towson	Miller	Hildreth	Sallis	Carr	Keller	Marion	Sallis
LSU	Miller	Hildreth	Sallis	Carr	Keller	Marion	Carr
Charleston Southern	Miller	Hildreth	Sallis	Carr	Keller	Marion	Keller
Florida	Miller	Hildreth	Sallis	Carr	Keller	Friedrichsen	Sallis
Rutgers	Miller	Hildreth	Sallis	Carr	Keller	Reid	Keller
NJIT	Miller	Hildreth	Sallis	Carr	Keller	Reid	Sallis
Delaware State	Miller	Hildreth	Sallis	Carr	Keller	Reid	Miller
Presbyterian	Miller	Hildreth	Sallis	Carr	Reid	Friedrichsen	Carr
Virginia Tech	Miller	Hildreth	Sallis	Carr	Reid	Keller	Reid
at Boston College	Miller	Hildreth	Sallis	Carr	Reid	Keller	Reid
Miami	Miller	Hildreth	Sallis	Carr	Reid	Friedrichsen	Miller
at Florida State	Miller	Hildreth	Sallis	Carr	Reid	Friedrichsen	Reid
Virginia	Miller	Hildreth	Sallis	Carr	Reid	Keller	Sallis
at NC State	Miller	Hildreth	Sallis	Carr	Reid	Marsh	Sallis
Louisville	Miller	Hildreth	Sallis	Carr	Reid	Keller	Sallis
at North Carolina	Miller	Hildreth	Sallis	Carr	Reid	Keller	Sallis
at Pitt	Miller	Hildreth	Sallis	Carr	Reid	Friedrichsen	Reid
Syracuse	Miller	Hildreth	Sallis	Carr	Reid	Marsh	Carr
at Georgia Tech	Miller	Hildreth	Sallis	Carr	Reid	Friedrichsen	Carr
NC State	Miller	Hildreth	Sallis	Carr	Reid	Marsh	Reid
at Duke	Miller	Hildreth	Sallis	Carr	Reid	Marsh	Carr
at Virginia	Miller	Hildreth	Sallis	Carr	Reid	Friedrichsen	Reid
Pitt	Miller	Hildreth	Sallis	Carr	Reid	Marsh	Sallis
Duke	Miller	Hildreth	Sallis	Carr	Reid	Friedrichsen	Sallis
at Notre Dame	Miller	Hildreth	Sallis	Carr	Reid	Friedrichsen	Hildreth
at Virginia Tech	Miller	Hildreth	Sallis	Carr	Reid	Friedrichsen	Sallis
Georgia Tech	Miller	Hildreth	Sallis	Carr	Reid	Friedrichsen	Sallis

GAME-BY-GAME LEADERS

Game	Points	Rebounds	Assists
Elon	33 (Hildreth)	9 (Carr)	5 (Hildreth)
at Georgia	22 (Miller)	8 (Carr/Marion)	7 (Miller)
Utah	20 (Sallis)	6 (Friedrichsen)	3 (Miller)
Towson	25 (Miller)	8 (Carr)	3 (Miller/Sallis)
LSU	22 (Sallis)	9 (Carr/Hildreth)	8 (Miller)
Charleston Southern	21 (Hildreth)	10 (Carr)	3 (Miller/Hildreth)
Florida	24 (Sallis)	6 (Carr/Hildreth)	4 (Hildreth/Sallis)
Rutgers	23 (Miller)	14 (Reid)	6 (Hildreth)
NJIT	15 (Miller)	6 (Hildreth/Keller)	6 (Miller)
Delaware State	19 (Sallis)	11 (Carr)	5 (Miller)
Presbyterian	21 (Carr)	9 (Carr)	7 (Miller)
Virginia Tech	20 (Sallis)	9 (Sallis)	2 (multiple)
at Boston College	21 (Sallis)	14 (Reid)	7 (Miller)
Miami	27 (Miller)	11 (Reid)	5 (Carr)
at Florida State	25 (Hildreth)	9 (Reid)	5 (Miller)
Virginia	21 (Sallis)	12 (Carr)	7 (Miller)
at NC State	28 (Carr)	7 (Reid/Sallis)	4 (Miller)
Louisville	19 (Sallis)	11 (Hildreth)	6 (Hildreth)
at North Carolina	18 (Sallis)	7 (Hildreth/Reid)	1 (3 players)
at Pitt	22 (Sallis)	10 (Reid)	3 (Sallis)
Syracuse	24 (Sallis)	12 (Hildreth)	5 (Sallis)
at Georgia Tech	17 (Hildreth)	10 (Carr)	4 (Hildreth)
NC State	33 (Sallis)	7 (Carr)	6 (Miller)
at Duke	22 (Sallis)	7 (Miller)	4 (Sallis)
at Virginia	12 (Sallis)	12 (Reid)	4 (Hildreth)
Pitt	18 (Miller)	8 (Carr)	5 (Hildreth/Sallis)
Duke	29 (Sallis)	6 (Sallis)	5 (Miller)
at Notre Dame	16 (Miller)	10 (Reid)	5 (Miller)
at Virginia Tech	21 (Miller)	9 (Reid)	6 (Miller)
Georgia Tech	22 (Sallis)	6 (Reid)	3 (Sallis)

MEDIA INFORMATION

Media Credentials: Please direct your media to email Mi'lita Godette on the Wake Forest Communications staff (godettem@wfu.edu) to request game credentials and parking. You may also submit your media list to Lucy Berres along with the team credential list if you prefer.

NBA Scouts: Please request your ticket and parking needs on a game-by-game basis using the form on the media center page on GoDeacs.com.

Game Notes: Email Lucy a PDF of your game notes. We will make limited copies for TV crews.

Parking: Media parking is located in the Pepsi lot outside the West Lobby and the McCreary Tower lot off Deacon Blvd. You will receive a digital parking pass via email prior to the game. Visiting team personnel parking can be made available in the Operations lot directly behind LJVM if necessary.

Media Will Call / Entrance: Media members must pick up credentials and enter the arena at the West Lobby Will Call window. Media Will Call opens two hours prior to the scheduled start time.

Media Seating: Media seating at LJVM is located in section 113/114 behind the home team basket. Seats will not be assigned in the media seating area. Power and wifi will be provided.

Photo/Video Locations: Photo/Video locations are located on the baseline opposite the team benches (closest to courtside seating sideline) with limited space available on the bench-side of the basket. The LED tables on the benchside of the baseline CANNOT be blocked during the game. There will be assigned spots for photo/video on the baselines; the seating chart will be posted in the media work room prior to the game.

Photographers and videographers may set up workstations in the media work room that is through the Wake Forest tunnel and down the hall on the left side across from the visiting team locker room.

Visiting Radio: The visiting team receives three seats for its radio crew at the sideline table next to the visiting team bench. There is a fourth seat at the radio location that can be used by an SID or administrator.

TV Announcer Location: Courtside across from the scorer's table.

Team Scorebook: We can provide one seat at center court for the visiting team SID or scorer next to our public address announcer and official scorer if needed. Please let Lucy know ahead of time if this seat will be used or not.

SID Seat Location: If the SID does not keep the visiting team scorebook, the SID will be seated at the visiting radio's location.

PA Announcer: Joe Cristy; **Official Scorer:** Ryan Pegarsch; **Official Stats:** Gray Aust, Cameron Goodman, Lori Hall.

Official Stats: Wake Forest uses NCAA LiveStats.

The official stats crew is located at the scorer's table two seats down from the official scorer. Stat sheets (maximum of 6) can be picked up by the visiting team at each media timeout. Managers or SIDs may pick up a couple box scores at halftime and/or after the game if requested. Otherwise, we will deliver 10 copies of the final stat books to both locker rooms after the game.

Live game stats are available at wakeforest.statbroadcast.com.

Postgame Interviews: Wake Forest will continue in-person postgame interviews for head coach Steve Forbes and players in the press room. Visiting teams will have the option to do an in-person interview in the press room or utilize the hallway outside their locker room.

Our standard format for postgame pressers will be visiting coach/players, Wake Forest players then Wake Forest head coach Steve Forbes. Visiting team SIDs are asked to moderate your own press conference unless you request that we provide someone to coordinate that. The amount of players you bring to the press conference will be at your discretion. The table seats a maximum of three people.

Meals: A pregame meal voucher will be provided to credentialed media and school officials in the press room and can be redeemed at Concessions. Media members are asked to eat in the media workroom.

Internet Access: Visiting team personnel and media can connect to the Wake Forest media wireless network with the login provided in the media workroom. A member of the Wake Forest IT department will also be on hand on game day to assist with any connectivity issues.

2023-24 TEAM GAME-BY-GAME

				Total		3-Pointers		Free throws		Rebounds										
Opponent	Date	Score		FG-FGA	PCT	3FG-3FGA	PCT	FT-FTA	PCT	OFF	DEF	TOT	AVG	PF	A	TO	BLK	STL	PTS	AVG
Elon	11/06/2023	101-78	W	37-65	.569	8-26	.308	19-21	.905	9	28	37	37.0	14	10	11	6	5	101	101.0
at Georgia	11/10/2023	77-80	L	25-64	.391	11-30	.367	16-18	.889	13	28	41	39.0	18	14	13	4	3	77	89.0
vs Utah	11/16/2023	70-77	L	28-60	.467	10-26	.385	4-6	.667	6	21	27	35.0	15	11	9	4	5	70	82.7
vs Towson	11/17/2023	71-61	W	26-53	.491	8-20	.400	11-17	.647	7	19	26	32.8	12	8	5	5	7	71	79.8
vs LSU	11/19/2023	80-86	Lot	28-60	.467	8-23	.348	16-20	.800	9	30	39	34.0	19	15	18	8	6	80	79.8
Charleston So.	11/24/2023	71-56	W	21-48	.438	5-14	.357	24-27	.889	6	26	32	33.7	15	9	9	3	9	71	78.3
Florida	11/29/2023	82-71	W	28-57	.491	6-16	.375	20-29	.690	6	28	34	33.7	17	12	13	3	8	82	78.9
Rutgers	12/06/2023	76-57	W	27-63	.429	8-26	.308	14-19	.737	15	27	42	34.8	9	16	10	5	5	76	78.5
NJIT	12/09/2023	83-59	W	32-57	.561	9-21	.429	10-16	.625	6	27	33	34.6	11	13	10	1	7	83	79.0
Delaware St.	12/18/2023	88-59	W	29-61	.475	10-29	.345	20-27	.741	12	24	36	34.7	12	15	10	6	8	88	79.9
Presbyterian	12/21/2023	91-68	W	31-56	.554	8-14	.571	21-23	.913	6	22	28	34.1	16	13	9	9	4	91	80.9
Virginia Tech	12/30/2023	86-63	W	30-68	.441	7-19	.368	19-21	.905	11	26	37	34.3	15	9	7	3	9	86	81.3
at Boston College	01/02/2024	84-78	W	31-58	.534	10-21	.476	12-13	.923	6	29	35	34.4	18	17	10	4	6	84	81.5
Miami (FL)	01/06/2024	86-82	Wot	29-72	.403	12-31	.387	16-21	.762	18	25	43	35.0	15	14	10	8	7	86	81.9
at Florida St.	01/09/2024	82-87	L	28-59	.475	9-25	.360	17-21	.810	9	25	34	34.9	22	11	20	1	9	82	81.9
Virginia	01/13/2024	66-47	W	25-50	.500	10-21	.476	6-7	.857	5	35	40	35.3	15	13	17	8	4	66	80.9
at NC State	01/16/2024	76-83	L	24-56	.429	6-18	.333	22-28	.786	10	22	32	35.1	26	11	17	2	5	76	80.6
Louisville	01/20/2024	90-65	W	31-62	.500	18-35	.514	10-12	.833	6	30	36	35.1	11	20	8	3	3	90	81.1
at North Carolina	01/22/2024	64-85	L	21-59	.356	3-20	.150	19-25	.760	4	26	30	34.8	16	3	6	3	3	64	80.2
at Pittsburgh	01/31/2024	72-77	L	28-60	.467	6-22	.273	10-12	.833	12	23	35	34.9	19	9	15	5	4	72	79.8
Syracuse	02/03/2024	99-70	W	35-53	.660	12-19	.632	17-24	.708	5	31	36	34.9	17	16	14	2	5	99	80.7
at Georgia Tech	02/06/2024	80-51	W	29-63	.460	5-21	.238	17-17	1.000	6	36	42	35.2	14	17	8	5	8	80	80.7
NC State	02/10/2024	83-79	W	29-60	.483	8-21	.381	17-21	.810	5	27	32	35.1	11	11	8	4	5	83	80.8
at Duke	02/12/2024	69-77	L	27-69	.391	6-26	.231	9-13	.692	15	22	37	35.2	21	11	9	4	9	69	80.3
at Virginia	02/17/2024	47-49	L	19-55	.345	5-21	.238	4-5	.800	10	28	38	35.3	13	11	12	2	3	47	79.0
Pittsburgh	02/20/2024	91-58	W	31-51	.608	10-20	.500	19-20	.950	8	31	39	35.4	16	18	10	3	5	91	79.4
Duke	02/24/2024	83-79	W	29-48	.604	9-17	.529	16-22	.727	4	16	20	34.9	12	14	6	0	5	83	79.6
at Notre Dame	02/27/2024	65-70	L	25-59	.424	7-23	.304	8-10	.800	10	28	38	35.0	18	11	12	5	3	65	79.0
at Virginia Tech	03/02/2024	76-87	L	29-58	.500	11-25	.440	7-11	.636	7	22	29	34.8	14	16	11	4	6	76	78.9
Georgia Tech	03/05/2024	69-70	L	24-57	.421	4-16	.250	17-20	.850	6	19	25	34.4	11	8	6	3	8	69	78.6
Total		2358		836-1761	.475	249-666	.374	437-546	.800	252	781	1033	34.4	462	376	323	123	174	2358	78.6
Opponents		2109		766-1768	.433	195-599	.326	382-522	.732	273	709	982	32.7	526	323	340	108	173	2109	70.3

Wake Forest Averages

Games Played	Points/game	FG Pct	3FG Pct	FT Pct	Rebounds/game	Assists/game	Turnovers/game	Assist/Turnover ratio	Steals/game	Blocks/game
30	78.6	47.5	37.4	80.0	34.4	12.5	10.8	1.2	5.8	4.1

2023-24 OPPONENT GAME-BY-GAME

				Total		3-Pointers		Free throws		Rebounds											
Opponent	Date	Score		FG-FGA	PCT	3FG-3FGA	PCT	FT-FTA	PCT	OFF	DEF	TOT	AVG	PF	A	TO	BLK	STL	PTS	AVG	
Elon	11/06/2023	101-78	W	28-59	.475	10-23	.435	12-16	.750	3	19	22	22.0	19	10	11	1	6	78	78.0	
at Georgia	11/10/2023	77-80	L	31-66	.470	6-21	.286	12-18	.667	10	28	38	30.0	15	11	7	2	7	80	79.0	
vs Utah	11/16/2023	70-77	L	30-60	.500	8-20	.400	9-15	.600	11	27	38	32.7	11	22	11	6	6	77	78.3	
vs Towson	11/17/2023	71-61	W	23-63	.365	2-11	.182	13-16	.813	22	23	45	35.8	16	4	10	5	3	61	74.0	
vs LSU	11/19/2023	80-86	Lot	29-71	.408	7-18	.389	21-31	.677	18	25	43	37.2	22	7	11	7	13	86	76.4	
Charleston So.	11/24/2023	71-56	W	19-51	.373	6-22	.273	12-16	.750	8	22	30	36.0	22	9	15	0	5	56	73.0	
Florida	11/29/2023	82-71	W	24-60	.400	8-24	.333	15-19	.789	7	26	33	35.6	23	11	15	4	9	71	72.7	
Rutgers	12/06/2023	76-57	W	21-56	.375	7-22	.318	8-11	.727	11	19	30	34.9	18	8	14	4	4	57	70.8	
NJIT	12/09/2023	83-59	W	23-59	.390	6-28	.214	7-7	1.000	9	21	30	34.3	14	8	13	5	4	59	69.4	
Delaware St.	12/18/2023	88-59	W	24-59	.407	3-14	.214	8-13	.615	10	24	34	34.3	21	10	18	1	3	59	68.4	
Presbyterian	12/21/2023	91-68	W	24-57	.421	8-20	.400	12-16	.750	12	20	32	34.1	18	7	15	4	4	68	68.4	
Virginia Tech	12/30/2023	86-63	W	24-52	.462	5-16	.313	10-14	.714	4	28	32	33.9	18	12	19	4	1	63	67.9	
at Boston College	01/02/2024	84-78	W	27-65	.415	9-24	.375	15-22	.682	13	21	34	33.9	16	12	8	3	4	78	68.7	
Miami (FL)	01/06/2024	86-82	Wot	30-71	.423	10-21	.476	12-14	.857	12	28	40	34.4	19	10	12	3	6	82	69.6	
at Florida St.	01/09/2024	82-87	L	28-55	.509	7-13	.538	24-30	.800	5	20	25	33.7	18	15	13	5	10	87	70.8	
Virginia	01/13/2024	66-47	W	16-57	.281	4-12	.333	11-15	.733	7	20	27	33.3	15	9	7	3	7	47	69.3	
at NC State	01/16/2024	76-83	L	29-54	.537	0-8	.000	25-33	.758	8	26	34	33.4	22	7	13	4	10	83	70.1	
Louisville	01/20/2024	90-65	W	27-59	.458	2-11	.182	9-11	.818	3	23	26	32.9	13	12	7	2	4	65	69.8	
at North Carolina	01/22/2024	64-85	L	32-61	.525	5-15	.333	16-22	.727	6	37	43	33.5	20	8	8	7	2	85	70.6	
at Pittsburgh	01/31/2024	72-77	L	26-57	.456	8-19	.421	17-21	.810	9	20	29	33.3	14	7	10	4	11	77	71.0	
Syracuse	02/03/2024	99-70	W	25-62	.403	7-27	.259	13-19	.684	7	16	23	32.8	22	12	10	1	8	70	70.9	
at Georgia Tech	02/06/2024	80-51	W	17-60	.283	3-24	.125	14-19	.737	5	26	31	32.7	16	12	11	2	3	51	70.0	
NC State	02/10/2024	83-79	W	32-65	.492	7-20	.350	8-11	.727	8	27	35	32.8	21	14	9	2	7	79	70.4	
at Duke	02/12/2024	69-77	L	26-55	.473	7-25	.280	18-25	.720	11	30	41	33.1	17	14	13	4	4	77	70.7	
at Virginia	02/17/2024	47-49	L	22-54	.407	4-13	.308	1-11	.091	10	26	36	33.2	11	11	8	13	5	49	69.8	
Pittsburgh	02/20/2024	91-58	W	18-62	.290	9-33	.273	13-19	.684	16	13	29	33.1	19	9	9	2	6	58	69.3	
Duke	02/24/2024	83-79	W	26-49	.531	11-25	.440	16-20	.800	8	20	28	32.9	20	12	11	2	4	79	69.7	
at Notre Dame	02/27/2024	65-70	L	22-58	.379	7-28	.250	19-22	.864	9	24	33	32.9	16	8	6	4	7	70	69.7	
at Virginia Tech	03/02/2024	76-87	L	34-57	.596	9-21	.429	10-14	.714	5	22	27	32.7	14	20	10	1	6	87	70.3	
Georgia Tech	03/05/2024	69-70	L	29-54	.537	10-21	.476	2-2	1.000	6	28	34	32.7	16	12	16	3	4	70	70.3	
Total		2109		766-1768	.433	195-599	.326	382-522	.732	273	709	982	32.7	526	323	340	108	173	2109	70.3	
Wake Forest		2358		836-1761	.475	249-666	.374	437-546	.800	252	781	1033	34.4	462	376	323	123	174	2358	78.6	

Opponents Averages

Games Played	Points/game	FG Pct	3FG Pct	FT Pct	Rebounds/game	Assists/game	Turnovers/game	Assist/Turnover ratio	Steals/game	Blocks/game
30	70.3	43.3	32.6	73.2	32.7	10.8	11.3	1.0	5.8	3.6

2023-24 Points-Rebounds-Assists

Opponent	Date	Score		0 MILLER,KEV	1 MARION,MAR	2 HILDRETH,C	4 REID,EFTON	10 CANKA,ABRA	11 CARR,ANDRE	13 CLARK,AARO	20 FRIEDRICHS	23 SALLIS,HUN	25 KELLER,ZAC	30 MONSANTO,D
Elon	11/06/2023	101-78	W	17-5-0	0-6-0	33-6-5	DNP	0-0-0	24-9-1	DNP	8-3-2	19-2-1	0-1-0	DNP
at Georgia	11/10/2023	77-80	L	22-6-7	5-8-0	12-2-3	DNP	0-0-0	18-8-1	DNP	3-2-1	13-2-2	0-0-0	DNP
vs Utah	11/16/2023	70-77	L	7-1-3	0-3-2	14-5-2	DNP	DNP	13-3-0	DNP	6-6-2	20-2-2	10-5-0	DNP
vs Towson	11/17/2023	71-61	W	25-0-3	0-2-0	9-0-2	DNP	0-0-0	6-8-0	DNP	3-1-0	24-4-3	4-5-0	DNP
vs LSU	11/19/2023	80-86	Lot	19-3-8	4-5-0	18-9-3	DNP	0-0-0	17-9-2	DNP	0-1-0	22-4-1	0-3-1	DNP
Charleston So.	11/24/2023	71-56	W	14-1-3	5-4-0	21-7-3	DNP	0-0-0	12-10-1	0-0-0	0-0-0	12-4-2	5-1-0	DNP
Florida	11/29/2023	82-71	W	11-3-1	0-0-0	18-6-4	DNP	DNP	22-6-2	DNP	3-0-1	24-4-4	0-4-0	DNP
Rutgers	12/06/2023	76-57	W	23-5-4	0-3-0	12-2-6	12-14-1	DNP	10-6-2	DNP	3-1-1	11-2-2	5-4-0	DNP
NJIT	12/09/2023	83-59	W	15-5-6	0-2-0	12-6-1	0-3-0	DNP	12-5-1	DNP	19-0-1	14-1-3	6-6-0	DNP
Delaware St.	12/18/2023	88-59	W	17-1-5	4-2-0	14-1-4	2-7-1	0-1-0	15-11-0	0-0-0	12-3-1	19-2-3	2-3-0	DNP
Presbyterian	12/21/2023	91-68	W	19-1-7	0-0-0	11-2-3	14-8-0	0-0-0	21-9-1	DNP	6-2-1	20-3-1	0-0-0	DNP
Virginia Tech	12/30/2023	86-63	W	14-2-2	2-4-0	14-2-1	13-8-2	0-1-1	15-8-0	DNP	3-0-0	20-9-1	2-1-2	DNP
at Boston College	01/02/2024	84-78	W	17-1-7	0-0-0	18-2-1	13-14-1	DNP	3-7-4	DNP	9-2-0	21-3-3	3-5-1	DNP
Miami (FL)	01/06/2024	86-82	Wot	27-2-1	1-1-1	23-3-2	2-11-2	DNP	7-8-5	DNP	6-2-0	18-7-3	2-5-0	DNP
at Florida St.	01/09/2024	82-87	L	21-8-5	0-0-0	25-4-1	9-9-0	0-0-0	4-5-1	DNP	13-1-2	10-2-2	0-0-0	DNP
Virginia	01/13/2024	66-47	W	14-0-7	0-0-0	7-4-2	9-8-1	DNP	12-12-0	DNP	3-1-1	21-9-2	0-4-0	DNP
at NC State	01/16/2024	76-83	L	21-3-4	DNP	6-5-3	7-8-1	0-0-0	28-4-0	DNP	2-0-1	12-6-2	0-0-0	DNP
Louisville	01/20/2024	90-65	W	11-2-3	DNP	8-11-6	11-7-1	DNP	18-3-3	0-0-0	9-1-1	19-5-5	2-1-0	12-3-1
at North Carolina	01/22/2024	64-85	L	5-1-1	DNP	10-7-1	8-7-0	DNP	14-5-0	DNP	3-1-0	18-3-1	0-1-0	6-2-0
at Pittsburgh	01/31/2024	72-77	L	11-1-1	DNP	4-7-1	14-10-2	0-0-0	10-3-1	DNP	5-2-0	22-6-3	0-1-0	6-2-1
Syracuse	02/03/2024	99-70	W	21-5-3	0-0-0	13-12-2	8-8-2	3-0-0	16-3-2	0-0-0	6-2-0	24-3-5	DNP	6-0-2
at Georgia Tech	02/06/2024	80-51	W	13-4-3	0-0-0	17-3-4	10-7-3	2-0-0	13-10-3	0-0-0	2-0-0	10-2-3	0-1-0	11-3-1
NC State	02/10/2024	83-79	W	10-1-6	DNP	10-3-2	9-5-0	DNP	15-7-1	DNP	6-2-0	33-6-2	DNP	0-0-0
at Duke	02/12/2024	69-77	L	3-7-3	DNP	6-6-0	8-4-3	DNP	12-5-1	DNP	10-1-0	22-5-4	DNP	6-4-0
at Virginia	02/17/2024	47-49	L	9-1-2	DNP	4-5-4	10-12-2	DNP	4-8-0	DNP	5-2-1	12-3-1	DNP	3-6-1
Pittsburgh	02/20/2024	91-58	W	18-3-2	2-1-0	13-5-5	12-5-3	0-0-0	10-8-2	0-1-0	9-1-0	17-4-5	0-1-0	3-3-1
Duke	02/24/2024	83-79	W	15-1-5	DNP	12-4-1	6-3-3	DNP	18-1-4	DNP	1-0-0	29-6-1	DNP	0-0-0
at Notre Dame	02/27/2024	65-70	L	16-3-5	DNP	15-8-0	12-10-1	DNP	12-4-1	DNP	0-1-0	7-5-4	DNP	3-1-0
at Virginia Tech	03/02/2024	76-87	L	21-5-6	0-1-0	12-3-4	13-9-2	DNP	7-3-1	DNP	12-1-1	11-5-2	DNP	DNP
Georgia Tech	03/05/2024	69-70	L	12-2-2	0-1-0	17-2-1	11-6-0	DNP	6-4-2	DNP	0-0-0	22-4-3	DNP	DNP

Opponent	Date	Score		33 MARSH,MATT	45 RICCHIUTI,	51 DUNN,KEVIN	52 UNDERWOOD,	55 KMETY,OWEN
Elon	11/06/2023	101-78	W	0-2-1	DNP	DNP	DNP	DNP
at Georgia	11/10/2023	77-80	L	4-7-0	DNP	DNP	DNP	DNP
vs Utah	11/16/2023	70-77	L	DNP	DNP	DNP	DNP	DNP
vs Towson	11/17/2023	71-61	W	DNP	DNP	DNP	DNP	DNP
vs LSU	11/19/2023	80-86	Lot	DNP	DNP	DNP	DNP	DNP
Charleston So.	11/24/2023	71-56	W	2-3-0	0-0-0	0-0-0	0-0-0	0-0-0
Florida	11/29/2023	82-71	W	4-5-0	DNP	DNP	DNP	DNP
Rutgers	12/06/2023	76-57	W	DNP	DNP	DNP	DNP	DNP
NJIT	12/09/2023	83-59	W	3-1-0	0-0-0	2-1-0	0-0-0	0-0-1
Delaware St.	12/18/2023	88-59	W	0-1-1	3-0-0	DNP	0-1-0	DNP
Presbyterian	12/21/2023	91-68	W	DNP	0-0-0	0-0-0	0-0-0	0-1-0
Virginia Tech	12/30/2023	86-63	W	DNP	3-0-0	DNP	0-0-0	DNP
at Boston College	01/02/2024	84-78	W	DNP	DNP	DNP	DNP	DNP
Miami (FL)	01/06/2024	86-82	Wot	DNP	DNP	DNP	DNP	DNP
at Florida St.	01/09/2024	82-87	L	DNP	DNP	DNP	DNP	DNP
Virginia	01/13/2024	66-47	W	DNP	DNP	DNP	DNP	DNP
at NC State	01/16/2024	76-83	L	0-3-0	DNP	DNP	DNP	DNP
Louisville	01/20/2024	90-65	W	DNP	0-0-0	0-0-0	0-1-0	0-0-0
at North Carolina	01/22/2024	64-85	L	DNP	DNP	DNP	DNP	DNP
at Pittsburgh	01/31/2024	72-77	L	DNP	DNP	DNP	DNP	DNP
Syracuse	02/03/2024	99-70	W	2-2-0	DNP	DNP	DNP	DNP
at Georgia Tech	02/06/2024	80-51	W	2-4-0	DNP	DNP	DNP	DNP
NC State	02/10/2024	83-79	W	0-6-0	DNP	DNP	DNP	DNP
at Duke	02/12/2024	69-77	L	2-3-0	DNP	DNP	DNP	DNP
at Virginia	02/17/2024	47-49	L	0-0-0	DNP	DNP	DNP	DNP
Pittsburgh	02/20/2024	91-58	W	7-5-0	DNP	DNP	DNP	DNP
Duke	02/24/2024	83-79	W	2-0-0	DNP	DNP	DNP	DNP
at Notre Dame	02/27/2024	65-70	L	0-4-0	DNP	DNP	DNP	DNP
at Virginia Tech	03/02/2024	76-87	L	0-0-0	DNP	DNP	DNP	DNP
Georgia Tech	03/05/2024	69-70	L	1-0-0	DNP	DNP	DNP	DNP



0

BOOPIE MILLER

SOPHOMORE / 6-0 / 175 / G / CHICAGO, ILL.

15.6 PPG | 2.8 RPG | 3.8 APG | 1.3 SPG | 46.2 FG% | 83.0 FT% | 31.7 MPG

SEASON/CAREER HIGHS

POINTS

Career: 27, vs. Miami (1/6/24)
Season: 27, vs. Miami (1/6/24)

REBOUNDS

Career: 8, at Florida State (1/9/24)
Season: 8, at Florida State (1/9/24)

FIELD GOALS

Career: 11, vs. Towson (11/17/23)
Season: 11, vs. Towson (11/17/23)

FIELD GOAL ATTEMPTS

Career: 21, vs. Ohio (2/10/22)
Season: 19, vs. Miami (1/6/24)

3-POINTERS

Career: 6, at Miami-Ohio (2/24/22)
Season: 4, vs. Rutgers (12/6/23)

3-POINT ATTEMPTS

Career: 8, vs. Rutgers (12/6/23)
Season: 8, vs. Rutgers (12/6/23)

FREE THROWS

Career: 15, at NC State (1/16/24)
Season: 15, at NC State (1/16/24)

FREE THROW ATTEMPTS

Career: 15, at NC State (1/16/24)
Season: 15, at NC State (1/16/24)

ASSISTS

Career: 12, vs. Bowling Green (2/1/22)
Season: 8, vs. LSU (11/19/23)

TURNOVERS

Career: 9, at Marquette (11/10/22)
Season: 6, at NC State (1/16/24)

BLOCKS

Career: 1, 4x - last vs. LSU (11/19/23)
Season: 1, vs. LSU (11/19/23)

STEALS

Career: 3, 5x - last vs. Towson (11/17/23)
Season: 3, vs. Towson (11/17/23)

MINUTES

Career: 45, at Ball State (2/8/22)
Season: 39, at Notre Dame

2023-24 Game-by-Game

#0 MILLER, Kevin

Opponent	Date	GS	MIN	Total		3-Pointers		Free throws		Rebounds				PF	A	TO	BLK	STL	PTS	AVG	
				FG-FGA	PCT	3FG-3FGA	PCT	FT-FTA	PCT	OFF	DEF	TOT	AVG								
Elon	11/06/2023	*	24:08	7-13	.538	1-4	.250	2-2	1.000	0	5	5	5.0	2	0	3	0	2	17	17.0	
at Georgia	11/10/2023	*	30:05	6-15	.400	3-7	.429	7-7	1.000	1	5	6	5.5	4	7	1	0	2	22	19.5	
vs Utah	11/16/2023	*	25:45	3-9	.333	1-3	.333	0-0	.000	0	1	1	1.0	2	3	0	0	0	7	15.3	
vs Towson	11/17/2023	*	33:21	11-17	.647	0-3	.000	3-5	.600	0	0	0	3.0	1	3	1	0	3	25	17.8	
vs LSU	11/19/2023	*	36:10	5-11	.455	1-2	.500	8-8	1.000	0	3	3	3.0	0	8	5	1	1	19	18.0	
Charleston So.	11/24/2023	*	33:47	5-13	.385	0-1	.000	4-5	.800	0	1	1	2.7	3	3	3	0	2	14	17.3	
Florida	11/29/2023	*	28:33	4-11	.364	0-1	.000	3-6	.500	1	2	3	2.7	1	1	3	0	1	11	16.4	
Rutgers	12/06/2023	*	32:58	7-14	.500	4-8	.500	5-7	.714	2	3	5	3.0	2	4	4	0	2	23	17.3	
NJIT	12/09/2023	*	33:29	7-12	.583	0-2	.000	1-2	.500	1	4	5	3.2	1	6	1	0	2	15	17.0	
Delaware St.	12/18/2023	*	31:04	6-12	.500	1-4	.250	4-6	.667	0	1	1	3.0	1	5	3	0	2	17	17.0	
Presbyterian	12/21/2023	*	29:10	6-9	.667	3-3	1.000	4-4	1.000	0	1	1	2.8	3	7	1	0	1	19	17.2	
Virginia Tech	12/30/2023	*	31:16	4-14	.286	0-1	.000	6-6	1.000	0	2	2	2.8	2	2	3	0	1	14	16.9	
at Boston College	01/02/2024	*	23:40	7-9	.778	1-2	.500	2-2	1.000	0	1	1	2.6	4	7	2	0	2	17	16.9	
Miami (FL)	01/06/2024	*	38:03	10-19	.526	3-3	1.000	4-6	.667	1	1	2	2.6	1	1	3	0	2	27	17.6	
at Florida St.	01/09/2024	*	37:12	7-16	.438	1-5	.200	6-6	1.000	3	5	8	2.9	3	5	5	0	2	21	17.9	
Virginia	01/13/2024	*	37:56	5-10	.500	1-3	.333	3-3	1.000	0	0	0	2.8	3	7	2	0	2	14	17.6	
at NC State	01/16/2024	*	37:20	3-12	.250	0-2	.000	15-15	1.000	1	2	3	2.8	3	4	6	0	2	21	17.8	
Louisville	01/20/2024	*	31:56	3-7	.429	1-1	1.000	4-4	1.000	0	2	2	2.7	2	3	2	0	1	11	17.4	
at North Carolina	01/22/2024	*	30:50	2-12	.167	0-5	.000	1-2	.500	0	1	1	2.6	2	1	2	0	0	5	16.8	
at Pittsburgh	01/31/2024	*	29:40	4-8	.500	0-1	.000	3-4	.750	0	1	1	2.6	3	1	3	0	1	11	16.5	
Syracuse	02/03/2024	*	32:09	10-14	.714	0-1	.000	1-2	.500	1	4	5	2.7	3	3	3	0	2	21	16.7	
at Georgia Tech	02/06/2024	*	27:36	4-8	.500	1-2	.500	4-4	1.000	0	4	4	2.7	1	3	2	0	1	13	16.5	
NC State	02/10/2024	*	32:36	3-9	.333	0-1	.000	4-6	.667	0	1	1	2.7	1	6	3	0	1	10	16.3	
at Duke	02/12/2024	*	25:56	1-7	.143	0-3	.000	1-1	1.000	3	4	7	2.8	1	3	2	0	1	3	15.7	
at Virginia	02/17/2024	*	27:18	3-8	.375	1-2	.500	2-2	1.000	0	1	1	2.8	2	2	4	0	0	9	15.4	
Pittsburgh	02/20/2024	*	30:33	7-12	.583	2-4	.500	2-2	1.000	0	3	3	2.8	2	2	0	0	0	18	15.5	
Duke	02/24/2024	*	31:57	4-8	.500	2-3	.667	5-7	.714	0	1	1	2.7	1	5	1	0	0	15	15.5	
at Notre Dame	02/27/2024	*	39:20	7-16	.438	1-5	.200	1-2	.500	1	2	3	2.7	0	5	4	0	1	16	15.5	
at Virginia Tech	03/02/2024	*	35:03	8-15	.533	2-5	.400	3-4	.750	0	5	5	2.8	2	6	2	0	1	21	15.7	
Georgia Tech	03/05/2024	*	31:52	3-11	.273	2-3	.667	4-5	.800	0	2	2	2.8	1	2	4	0	0	12	15.6	
Totals			30	950:44	162-351	.462	32-90	.356	112-135	.830	15	68	83	2.8	57	115	78	1	38	468	15.6

Player Averages

Games Played	Minutes/game	Points/game	FG Pct	3FG Pct	FT Pct	Rebounds/game	Assists/game	Turnovers/game	Assist/Turnover ratio	Steals/game	Blocks/game
30	31.7	15.6	46.2	35.6	83.0	2.8	3.8	2.6	1.5	1.3	0.0

MILLER, Kevin

				Field Goals		3-Point		F-Throws		Rebounds									Scoring	
SEASON	TEAM	GP-GS	MIN/AVG	FG-FGA	FG%	3FG-3FGA	3FG%	FT-FTA	FT%	OFF	DEF	TOT	AVG	PF-FO	A	TO	BLK	STL	PTS	AVG
2021-22	CMU	30-28	989/33.0	144-342	.421	32-89	.360	74-95	.779	20	82	102	3.4	65-0	139	83	3	34	394	13.1
2022-23	CMU	4-4	141/35.2	27-52	.519	3-8	.375	17-22	.773	5	10	15	3.8	8-0	21	18	0	3	74	18.5
2023-24	WF	30-30	951/31.7	162-351	.462	32-90	.356	112-135	.830	15	68	83	2.8	57-0	115	78	1	38	468	15.6
TOTAL FOR WF		30-30	951/31.7	162-351	.462	32-90	.356	112-135	.830	15	68	83	2.8	57-0	115	78	1	38	468	15.6
TOTAL		64-62	2080/32.5	333-745	.447	67-187	.358	203-252	.806	40	160	200	3.1	130-0	275	179	4	75	936	14.6



1 MARQUS MARION

FRESHMAN / 6-8 / 210 / F / SKOVLUNDE, DENMARK

1.1 PPG | 2.0 RPG | 50.0 FG% | 40.0 3FG% | 11.0 MPG

SEASON/CAREER HIGHS

POINTS

Career: 5, twice - last vs. Charleston So. (11/24/23)
Season: 5, twice - last vs. Charleston So. (11/24/23)

REBOUNDS

Career: 8, at Georgia (11/10/23)
Season: 8, at Georgia (11/10/23)

FIELD GOALS

Career: 2, vs. LSU (11/19/23)
Season: 2, vs. LSU (11/19/23)

FIELD GOAL ATTEMPTS

Career: 2, 5x - last vs. Virginia Tech (12/30/23)
Season: 2, 5x - last vs. Virginia Tech (12/30/23)

3-POINTERS

Career: 1, twice - last vs. Charleston So. (11/24/23)
Season: 1, twice - last vs. Charleston So. (11/24/23)

3-POINT ATTEMPTS

Career: 2, at Georgia (11/10/23)
Season: 2, at Georgia (11/10/23)

FREE THROWS

Career: 2, 3x - last vs. Delaware State (12/18/23)
Season: 2, 3x - last vs. Delaware State (12/18/23)

FREE THROW ATTEMPTS

Career: 2, 6x - last at Virginia Tech (3/2/24)
Season: 2, 6x - last at Virginia Tech (3/2/24)

ASSISTS

Career: 2, vs. Utah (11/16/23)
Season: 2, vs. Utah (11/16/23)

TURNOVERS

Career: 2, at Georgia (11/10/23)
Season: 2, at Georgia (11/10/23)

BLOCKS

Career: 3, vs. LSU (11/19/23)
Season: 3, vs. LSU (11/19/23)

STEALS

Career: 2, twice - last vs. Charleston So. (11/24/23)
Season: 2, twice - last vs. Charleston So. (11/24/23)

MINUTES

Career: 29, at Georgia (11/10/23)
Season: 29, at Georgia (11/10/23)

2023-24 Game-by-Game

#1 MARION, Marqus

Opponent	Date	GS	MIN	Total		3-Pointers		Free throws		Rebounds				PF	A	TO	BLK	STL	PTS	AVG
				FG-FGA	PCT	3FG-3FGA	PCT	FT-FTA	PCT	OFF	DEF	TOT	AVG							
Elon	11/06/2023		28:28	0-2	.000	0-1	.000	0-0	.000	3	3	6	6.0	2	0	1	0	0	0	0.0
at Georgia	11/10/2023		29:11	1-2	.500	1-2	.500	2-2	1.000	2	6	8	7.0	2	0	2	0	0	5	2.5
vs Utah	11/16/2023		15:44	0-0	.000	0-0	.000	0-0	.000	1	2	3	5.7	1	2	0	0	2	0	1.7
vs Towson	11/17/2023		19:21	0-1	.000	0-0	.000	0-0	.000	2	0	2	4.8	1	0	0	0	1	0	1.3
vs LSU	11/19/2023		24:55	2-2	1.000	0-0	.000	0-2	.000	1	4	5	4.8	3	0	0	3	1	4	1.8
Charleston So.	11/24/2023		27:02	1-1	1.000	1-1	1.000	2-2	1.000	0	4	4	4.7	1	0	0	1	2	5	2.3
Florida	11/29/2023		01:55	0-0	.000	0-0	.000	0-0	.000	0	0	0	4.0	1	0	0	0	0	0	2.0
Rutgers	12/06/2023		08:46	0-1	.000	0-1	.000	0-0	.000	2	1	3	3.9	1	0	1	0	0	0	1.8
NJIT	12/09/2023		08:57	0-0	.000	0-0	.000	0-0	.000	0	2	2	3.7	0	0	0	0	0	0	1.6
Delaware St.	12/18/2023		13:52	1-2	.500	0-0	.000	2-2	1.000	0	2	2	3.5	4	0	1	1	0	4	1.8
Presbyterian	12/21/2023		05:46	0-0	.000	0-0	.000	0-0	.000	0	0	0	3.2	2	0	0	0	0	0	1.6
Virginia Tech	12/30/2023		11:12	1-2	.500	0-0	.000	0-0	.000	3	1	4	3.3	1	0	0	0	0	2	1.7
at Boston College	01/02/2024		05:19	0-0	.000	0-0	.000	0-0	.000	0	0	0	3.0	0	0	0	0	0	0	1.5
Miami (FL)	01/06/2024		05:05	0-0	.000	0-0	.000	1-2	.500	1	0	1	2.9	0	1	0	0	0	1	1.5
at Florida St.	01/09/2024		03:49	0-0	.000	0-0	.000	0-0	.000	0	0	0	2.7	1	0	0	0	0	0	1.4
Virginia	01/13/2024		02:22	0-0	.000	0-0	.000	0-0	.000	0	0	0	2.5	0	0	0	0	0	0	1.3
Syracuse	02/03/2024		01:13	0-0	.000	0-0	.000	0-0	.000	0	0	0	2.4	0	0	0	0	0	0	1.2
at Georgia Tech	02/06/2024		02:55	0-0	.000	0-0	.000	0-0	.000	0	0	0	2.2	1	0	0	0	0	0	1.2
Pittsburgh	02/20/2024		02:13	1-1	1.000	0-0	.000	0-0	.000	1	0	1	2.2	0	0	0	0	0	2	1.2
at Virginia Tech	03/02/2024		08:39	0-0	.000	0-0	.000	0-2	.000	0	1	1	2.1	1	0	0	0	0	0	1.2
Georgia Tech	03/05/2024		04:46	0-0	.000	0-0	.000	0-0	.000	0	1	1	2.0	0	0	0	0	0	0	1.1
Totals			0 231:29	7-14	.500	2-5	.400	7-12	.583	16	27	43	2.0	22	3	5	5	6	23	1.1

Player Averages

Games Played	Minutes/game	Points/game	FG Pct	3FG Pct	FT Pct	Rebounds/game	Assists/game	Turnovers/game	Assist/Turnover ratio	Steals/game	Blocks/game
21	11.0	1.1	50.0	40.0	58.3	2.0	0.1	0.2	0.6	0.3	0.2

MARION, Marqus

				Field Goals		3-Point		F-Throws		Rebounds				Scoring						
SEASON	TEAM	GP-GS	MIN/AVG	FG-FGA	FG%	3FG-3FGA	3FG%	FT-FTA	FT%	OFF	DEF	TOT	AVG	PF-FO	A	TO	BLK	STL	PTS	AVG
2023-24	WF	21-0	231/11.0	7-14	.500	2-5	.400	7-12	.583	16	27	43	2.0	22-0	3	5	5	6	23	1.1
TOTAL		21-0	231/11.0	7-14	.500	2-5	.400	7-12	.583	16	27	43	2.0	22-0	3	5	5	6	23	1.1



2 CAMERON HILDRETH

JUNIOR / 6-4 / 200 / G / WORTHING, ENGLAND

13.6 PPG | 4.7 RPG | 2.6 APG | 1.1 SPG | 45.4 FG% | 81.1 FT% | 34.0 MPG

SEASON/CAREER HIGHS

POINTS

Career: 33, vs. Elon (11/6/23)

Season: 33, vs. Elon (11/6/23)

REBOUNDS

Career: 12, vs. Syracuse (2/3/24)

Season: 12, vs. Syracuse (2/3/24)

FIELD GOALS

Career: 13, vs. Elon (11/6/23)

Season: 13, vs. Elon (11/6/23)

FIELD GOAL ATTEMPTS

Career: 18, twice - last at Florida State (1/9/24)

Season: 18, twice - last at Florida State (1/9/24)

3-POINTERS

Career: 5, vs. Miami (1/6/24)

Season: 5, vs. Miami (1/6/24)

3-POINT ATTEMPTS

Career: 9, twice - last at Florida State (1/9/24)

Season: 9, twice - last at Florida State (1/9/24)

FREE THROWS

Career: 9, twice - last vs. Georgia Tech (2/11/23)

Season: 8, 3x - last vs. Miami (1/6/24)

FREE THROW ATTEMPTS

Career: 12, vs. Georgia Tech (2/11/23)

Season: 10, vs. Florida (11/29/23)

ASSISTS

Career: 10, vs. Hampton (11/26/22)

Season: 6, twice - last vs. Louisville (1/20/24)

TURNOVERS

Career: 5, twice - last at Boston College (1/2/24)

Season: 5, at Boston College (1/2/24)

BLOCKS

Career: 2, 3x - last vs. Georgia Tech (2/11/23)

Season: 1, 3x - last vs. Virginia (1/13/24)

STEALS

Career: 4, twice - last vs. Georgia Tech (3/5/24)

Season: 4, vs. Georgia Tech (3/5/24)

MINUTES

Career: 44, vs. LSU (11/19/23)

Season: 44, vs. LSU (11/19/23)

2023-24 Game-by-Game

#2 HILDRETH, Cameron

Opponent	Date	GS	MIN	Total		3-Pointers		Free throws		Rebounds				PF		A		TO		BLK		STL		PTS		AVG
				FG-FGA	PCT	3FG-3FGA	PCT	FT-FTA	PCT	OFF	DEF	TOT	AVG													
Elon	11/06/2023	*	38:34	13-18	.722	2-5	.400	5-6	.833	0	6	6	6.0	3	5	4	1	2	33	33.0						
at Georgia	11/10/2023	*	35:19	4-13	.308	2-6	.333	2-2	1.000	0	2	2	4.0	4	3	1	0	0	12	22.5						
vs Utah	11/16/2023	*	35:47	6-12	.500	2-5	.400	0-0	.000	1	4	5	4.3	2	2	2	0	0	14	19.7						
vs Towson	11/17/2023	*	28:07	4-8	.500	1-1	1.000	0-0	.000	0	0	0	3.3	4	2	1	0	0	9	17.0						
vs LSU	11/19/2023	*	43:34	5-12	.417	2-4	.500	6-6	1.000	1	8	9	4.4	2	3	3	0	2	18	17.2						
Charleston So.	11/24/2023	*	35:45	6-9	.667	1-1	1.000	8-8	1.000	1	6	7	4.8	1	3	2	0	0	21	17.8						
Florida	11/29/2023	*	40:00	5-10	.500	0-1	.000	8-10	.800	0	6	6	5.0	3	4	3	0	1	18	17.9						
Rutgers	12/06/2023	*	37:39	5-12	.417	0-4	.000	2-2	1.000	0	2	2	4.6	1	6	2	0	0	12	17.1						
NJIT	12/09/2023	*	22:16	4-6	.667	1-2	.500	3-5	.600	0	6	6	4.8	1	1	4	0	2	12	16.6						
Delaware St.	12/18/2023	*	28:24	4-8	.500	2-4	.500	4-6	.667	0	1	1	4.4	2	4	0	0	0	14	16.3						
Presbyterian	12/21/2023	*	29:03	2-6	.333	0-0	.000	7-8	.875	0	2	2	4.2	0	3	2	0	0	11	15.8						
Virginia Tech	12/30/2023	*	30:06	5-12	.417	2-2	1.000	2-2	1.000	0	2	2	4.0	4	1	0	0	1	14	15.7						
at Boston College	01/02/2024	*	37:37	7-10	.700	3-4	.750	1-2	.500	0	2	2	3.8	2	1	5	0	1	18	15.8						
Miami (FL)	01/06/2024	*	38:58	5-15	.333	5-9	.556	8-8	1.000	1	2	3	3.8	3	2	3	1	2	23	16.4						
at Florida St.	01/09/2024	*	36:13	9-18	.500	3-9	.333	4-5	.800	0	4	4	3.8	3	1	4	0	0	25	16.9						
Virginia	01/13/2024	*	35:11	3-11	.273	1-6	.167	0-0	.000	0	4	4	3.8	4	2	2	1	0	7	16.3						
at NC State	01/16/2024	*	35:50	3-13	.231	0-4	.000	0-1	.000	2	3	5	3.9	4	3	2	0	0	6	15.7						
Louisville	01/20/2024	*	33:12	3-9	.333	1-4	.250	1-2	.500	1	10	11	4.3	0	6	3	0	1	8	15.3						
at North Carolina	01/22/2024	*	30:22	5-12	.417	0-1	.000	0-0	.000	0	7	7	4.4	3	1	2	0	0	10	15.0						
at Pittsburgh	01/31/2024	*	33:33	2-5	.400	0-1	.000	0-0	.000	1	6	7	4.6	5	1	3	0	0	4	14.5						
Syracuse	02/03/2024	*	32:07	5-7	.714	1-1	1.000	2-6	.333	2	10	12	4.9	1	2	1	0	0	13	14.4						
at Georgia Tech	02/06/2024	*	30:13	5-8	.625	0-1	.000	7-7	1.000	0	3	3	4.8	2	4	2	0	3	17	14.5						
NC State	02/10/2024	*	34:16	3-10	.300	0-1	.000	4-5	.800	2	1	3	4.7	3	2	0	0	2	10	14.3						
at Duke	02/12/2024	*	33:30	1-9	.111	0-3	.000	4-6	.667	1	5	6	4.8	4	0	3	0	3	6	14.0						
at Virginia	02/17/2024	*	30:43	2-10	.200	0-2	.000	0-1	.000	0	5	5	4.8	1	4	1	0	1	4	13.6						
Pittsburgh	02/20/2024	*	34:46	3-4	.750	0-1	.000	7-8	.875	0	5	5	4.8	2	5	3	1	3	13	13.5						
Duke	02/24/2024	*	35:20	2-5	.400	1-1	1.000	7-8	.875	0	4	4	4.8	0	1	2	0	3	12	13.5						
at Notre Dame	02/27/2024	*	33:00	6-12	.500	2-5	.400	1-1	1.000	0	8	8	4.9	5	0	0	0	1	15	13.5						
at Virginia Tech	03/02/2024	*	31:18	4-7	.571	2-5	.400	2-3	.667	0	3	3	4.8	1	4	2	0	0	12	13.5						
Georgia Tech	03/05/2024	*	37:49	6-11	.545	1-4	.250	4-4	1.000	0	2	2	4.7	3	1	0	0	4	17	13.6						
Totals			30	1018:32	137-302	.454	35-97	.361	99-122	.811	13	129	142	4.7	73	77	62	4	32	408	13.6					

Player Averages

Games Played	Minutes/game	Points/game	FG Pct	3FG Pct	FT Pct	Rebounds/game	Assists/game	Turnovers/game	Assist/Turnover ratio	Steals/game	Blocks/game
30	34.0	13.6	45.4	36.1	81.1	4.7	2.6	2.1	1.2	1.1	0.1

HILDRETH, Cameron

				Field Goals		3-Point		F-Throws		Rebounds								Scoring		
SEASON	TEAM	GP-GS	MIN/AVG	FG-FGA	FG%	3FG-3FGA	3FG%	FT-FTA	FT%	OFF	DEF	TOT	AVG	PF-FO	A	TO	BLK	STL	PTS	AVG
2021-22	WF	32-0	425/13.3	42-91	.462	8-29	.276	32-46	.696	19	73	92	2.9	42-0	37	36	3	19	124	3.9
2022-23	WF	33-28	1042/31.6	146-314	.465	20-61	.328	96-130	.738	32	142	174	5.3	81-1	94	74	5	41	408	12.4
2023-24	WF	30-30	1019/34.0	137-302	.454	35-97	.361	99-122	.811	13	129	142	4.7	73-2	77	62	4	32	408	13.6
TOTAL		95-58	2486/26.2	325-707	.460	63-187	.337	227-298	.762	64	344	408	4.3	196-3	208	172	12	92	940	9.9



4

EFTON REID

JUNIOR / 7-0 / 240 / C / RICHMOND, VA.

9.3 PPG | 8.0 RPG | 1.3 BPG | 52.8 FG% | 86.7 FT% | 27.7 MPG

SEASON/CAREER HIGHS

POINTS

Career: 16, twice - last vs. Eastern Oregon (12/28/22)
Season: 14, twice - last at Pittsburgh (1/31/24)

REBOUNDS

Career: 14, twice - last at Boston College (1/2/24)
Season: 14, twice - last at Boston College (1/2/24)

FIELD GOALS

Career: 8, vs. Eastern Oregon (12/28/22)
Season: 7, at Pittsburgh (1/31/24)

FIELD GOAL ATTEMPTS

Career: 13, twice - last vs. Rutgers (12/6/23)
Season: 13, vs. Rutgers (12/6/23)

3-POINTERS

Career: 1, 6x - last vs. Georgia Tech (3/5/24)
Season: 1, 6x - last vs. Georgia Tech (3/5/24)

3-POINT ATTEMPTS

Career: 3, vs. Rutgers (12/6/23)
Season: 3, vs. Rutgers (12/6/23)

FREE THROWS

Career: 4, 5x - last at Notre Dame (2/27/24)
Season: 4, 5x - last at Notre Dame (2/27/24)

FREE THROW ATTEMPTS

Career: 5, twice - last at Notre Dame (2/27/24)
Season: 5, twice - last at Notre Dame (2/27/24)

ASSISTS

Career: 3, 4x - last vs. Duke (2/24/24)
Season: 3, 4x - last vs. Duke (2/24/24)

TURNOVERS

Career: 5, vs. Virginia (1/13/24)
Season: 5, vs. Virginia (1/13/24)

BLOCKS

Career: 5, 3x - last vs. Virginia (1/13/24)
Season: 5, 3x - last vs. Virginia (1/13/24)

STEALS

Career: 2, 7x - last at Virginia Tech (3/2/24)
Season: 2, twice - last at Virginia Tech (3/2/24)

MINUTES

Career: 37, twice - last at Virginia Tech (3/2/24)
Season: 37, twice - last at Virginia Tech (3/2/24)

2023-24 Game-by-Game

#4 REID, Efton

Opponent	Date	GS	MIN	Total		3-Pointers		Free throws		Rebounds				PF	A	TO	BLK	STL	PTS	AVG
				FG-FGA	PCT	3FG-3FGA	PCT	FT-FTA	PCT	OFF	DEF	TOT	AVG							
Rutgers	12/06/2023		27:55	4-13	.308	0-3	.000	4-5	.800	3	11	14	14.0	1	1	0	2	1	12	12.0
NJIT	12/09/2023		14:11	0-3	.000	0-0	.000	0-0	.000	0	3	3	8.5	5	0	0	0	0	0	6.0
Delaware St.	12/18/2023		22:09	0-4	.000	0-1	.000	2-3	.667	2	5	7	8.0	3	1	2	1	1	2	4.7
Presbyterian	12/21/2023	*	33:11	5-9	.556	0-1	.000	4-4	1.000	1	7	8	8.0	3	0	1	5	0	14	7.0
Virginia Tech	12/30/2023	*	19:49	5-9	.556	1-1	1.000	2-2	1.000	2	6	8	8.0	4	2	1	0	2	13	8.2
at Boston College	01/02/2024	*	28:27	5-9	.556	0-1	.000	3-3	1.000	1	13	14	9.0	3	1	1	1	1	13	9.0
Miami (FL)	01/06/2024	*	30:48	1-4	.250	0-2	.000	0-0	.000	7	4	11	9.3	4	2	2	5	0	2	8.0
at Florida St.	01/09/2024	*	27:54	3-5	.600	0-1	.000	3-3	1.000	2	7	9	9.3	4	0	2	0	1	9	8.1
Virginia	01/13/2024	*	32:15	4-6	.667	1-1	1.000	0-0	.000	1	7	8	9.1	3	1	5	5	0	9	8.2
at NC State	01/16/2024	*	22:01	3-6	.500	1-1	1.000	0-1	.000	1	7	8	9.0	5	1	4	1	1	7	8.1
Louisville	01/20/2024	*	30:48	4-6	.667	1-2	.500	2-2	1.000	1	6	7	8.8	2	1	0	1	1	11	8.4
at North Carolina	01/22/2024	*	31:55	2-7	.286	0-2	.000	4-4	1.000	1	6	7	8.7	3	0	0	1	1	8	8.3
at Pittsburgh	01/31/2024	*	37:07	7-11	.636	0-1	.000	0-0	.000	5	5	10	8.8	4	2	4	1	1	14	8.8
Syracuse	02/03/2024	*	25:09	2-4	.500	0-0	.000	4-4	1.000	1	7	8	8.7	4	2	3	0	0	8	8.7
at Georgia Tech	02/06/2024	*	28:30	5-9	.556	0-1	.000	0-0	.000	2	5	7	8.6	3	3	1	1	1	10	8.8
NC State	02/10/2024	*	24:15	3-4	.750	0-0	.000	3-4	.750	1	4	5	8.4	3	0	0	1	0	9	8.8
at Duke	02/12/2024	*	14:51	3-6	.500	0-1	.000	2-2	1.000	4	0	4	8.1	5	3	0	0	1	8	8.8
at Virginia	02/17/2024	*	36:19	5-11	.455	0-2	.000	0-0	.000	6	6	12	8.3	2	2	2	1	0	10	8.8
Pittsburgh	02/20/2024	*	17:46	5-6	.833	0-0	.000	2-2	1.000	2	3	5	8.2	4	3	2	0	0	12	9.0
Duke	02/24/2024	*	33:15	3-5	.600	0-1	.000	0-1	.000	1	2	3	7.9	4	3	0	0	0	6	8.9
at Notre Dame	02/27/2024	*	30:07	4-5	.800	0-0	.000	4-5	.800	3	7	10	8.0	3	1	2	1	1	12	9.0
at Virginia Tech	03/02/2024	*	37:28	6-9	.667	1-1	1.000	0-0	.000	2	7	9	8.0	1	2	2	2	2	13	9.2
Georgia Tech	03/05/2024	*	31:04	5-8	.625	1-1	1.000	0-0	.000	1	5	6	8.0	2	0	0	1	0	11	9.3
Totals			20 637:14	84-159	.528	6-24	.250	39-45	.867	50	133	183	8.0	75	31	34	30	15	213	9.3

Player Averages

Games Played	Minutes/game	Points/game	FG Pct	3FG Pct	FT Pct	Rebounds/game	Assists/game	Turnovers/game	Assist/Turnover ratio	Steals/game	Blocks/game
23	27.7	9.3	52.8	25.0	86.7	8.0	1.3	1.5	0.9	0.7	1.3

REID, Efton

				Field Goals		3-Point		F-Throws		Rebounds				Scoring						
SEASON	TEAM	GP-GS	MIN/AVG	FG-FGA	FG%	3FG-3FGA	3FG%	FT-FTA	FT%	OFF	DEF	TOT	AVG	PF-FO	A	TO	BLK	STL	PTS	AVG
2021-22	LSU	34-34	668/19.6	97-187	.519	5-20	.250	14-29	.483	51	95	146	4.3	113-5	16	47	26	17	213	6.3
2022-23	Gonz	25-0	116/4.6	23-37	.622	0-3	.000	7-13	.538	10	16	26	1.0	27-1	2	14	2	3	53	2.1
2023-24	WF	23-20	637/27.7	84-159	.528	6-24	.250	39-45	.867	50	133	183	8.0	75-3	31	34	30	15	213	9.3
TOTAL FOR WF		23-20	637/27.7	84-159	.528	6-24	.250	39-45	.867	50	133	183	8.0	75-3	31	34	30	15	213	9.3
TOTAL		82-54	1421/17.3	204-383	.533	11-47	.234	60-87	.690	111	244	355	4.3	215-9	49	95	58	35	479	5.8



10 ABRAMO CANKA

SOPHOMORE / 6-6 / 200 / G / GENOA, ITALY

3.0 MPG

SEASON/CAREER HIGHS

POINTS

Career: 6, vs. Pepperdine (11/23/22)

Season: 3, vs. Syracuse (2/3/24)

REBOUNDS

Career: 4, at Washington (1/1/23)

Season: 1, twice - last vs. Virginia Tech (12/30/23)

FIELD GOALS

Career: 2, 4x - last at Washington (1/1/23)

Season: 1, twice - last at Georgia Tech (2/6/24)

FIELD GOAL ATTEMPTS

Career: 6, at Washington (1/1/23)

Season: 2, at Georgia Tech (2/6/24)

3-POINTERS

Career: 2, vs. Pepperdine (11/23/22)

Season: 1, vs. Syracuse (2/3/24)

3-POINT ATTEMPTS

Career: 2, 4x - last at Washington (1/1/23)

Season: 1, 4x - last vs. Syracuse (2/3/24)

FREE THROWS

Career: 2, 2x - last vs. UNC Asheville (3/16/23)

Season: N/A

FREE THROW ATTEMPTS

Career: 2, 2x - last vs. UNC Asheville (3/16/23)

Season: N/A

ASSISTS

Career: 1, 5x - last vs. Virginia Tech (12/30/23)

Season: 1, vs. Virginia Tech (12/30/23)

TURNOVERS

Career: 1, 7x - last vs. Elon (11/6/23)

Season: 1, twice - last vs. Syracuse (2/3/24)

BLOCKS

Career: 1, at Washington (1/1/23)

Season: N/A

STEALS

Career: 1, 4x - last vs. Utah (1/12/23)

Season: N/A

MINUTES

Career: 14, vs. Bellarmine (11/27/22)

Season: 9, vs. Elon (11/6/23)

2023-24 Game-by-Game

#10 CANKA, Abram

Opponent	Date	GS	MIN	Total		3-Pointers		Free throws		Rebounds				PF		TO		BLK		STL		PTS		AVG
				FG-FGA	PCT	3FG-3FGA	PCT	FT-FTA	PCT	OFF	DEF	TOT	AVG	A										
Elon	11/06/2023		09:10	0-1	.000	0-1	.000	0-0	.000	0	0	0	0.0	1	0	1	0	0	0	0	0	0	0	0.0
at Georgia	11/10/2023		03:01	0-0	.000	0-0	.000	0-0	.000	0	0	0	0.0	0	0	0	0	0	0	0	0	0	0	0.0
vs Towson	11/17/2023		04:43	0-1	.000	0-1	.000	0-0	.000	0	0	0	0.0	0	0	0	0	0	0	0	0	0	0	0.0
vs LSU	11/19/2023		01:29	0-0	.000	0-0	.000	0-0	.000	0	0	0	0.0	1	0	0	0	0	0	0	0	0	0	0.0
Charleston So.	11/24/2023		03:57	0-0	.000	0-0	.000	0-0	.000	0	0	0	0.0	0	0	0	0	0	0	0	0	0	0	0.0
Delaware St.	12/18/2023		03:28	0-1	.000	0-1	.000	0-0	.000	1	0	1	0.2	0	0	0	0	0	0	0	0	0	0	0.0
Presbyterian	12/21/2023		01:42	0-1	.000	0-0	.000	0-0	.000	0	0	0	0.1	0	0	0	0	0	0	0	0	0	0	0.0
Virginia Tech	12/30/2023		01:28	0-0	.000	0-0	.000	0-0	.000	0	1	1	0.3	0	1	0	0	0	0	0	0	0	0	0.0
at Florida St.	01/09/2024		00:02	0-0	.000	0-0	.000	0-0	.000	0	0	0	0.2	0	0	0	0	0	0	0	0	0	0	0.0
at NC State	01/16/2024		01:21	0-0	.000	0-0	.000	0-0	.000	0	0	0	0.2	1	0	0	0	0	0	0	0	0	0	0.0
at Pittsburgh	01/31/2024		00:04	0-0	.000	0-0	.000	0-0	.000	0	0	0	0.2	0	0	0	0	0	0	0	0	0	0	0.0
Syracuse	02/03/2024		03:38	1-1	1.000	1-1	1.000	0-0	.000	0	0	0	0.2	1	0	1	0	0	0	0	3	0.3		0.3
at Georgia Tech	02/06/2024		04:05	1-2	.500	0-0	.000	0-0	.000	0	0	0	0.2	0	0	0	0	0	0	0	2	0.4		0.4
Pittsburgh	02/20/2024		03:35	0-1	.000	0-0	.000	0-0	.000	0	0	0	0.1	0	0	0	0	0	0	0	0	0	0	0.4
Totals			0	41:43	2-8	.250	1-4	.250	0-0	.000	1	1	2	0.1	4	1	2	0	0	5	0.4			

Player Averages

Games Played	Minutes/ game	Points/ game	FG Pct	3FG Pct	FT Pct	Rebounds/ game	Assists/ game	Turnovers/ game	Assist/Turnover ratio	Steals/ game	Blocks/ game
14	3.0	0.4	25.0	25.0	0.0	0.1	0.1	0.1	0.5	0.0	0.0

CANKA, Abram

				Field Goals		3-Point		F-Throws		Rebounds								Scoring		
SEASON	TEAM	GP-GS	MIN/AVG	FG-FGA	FG%	3FG-3FGA	3FG%	FT-FTA	FT%	OFF	DEF	TOT	AVG	PF-FO	A	TO	BLK	STL	PTS	AVG
2022-23	UCLA	22-0	118/5.4	12-27	.444	5-10	.500	4-4	1.000	9	7	16	0.7	10-0	4	6	1	4	33	1.5
2023-24	WF	14-0	42/3.0	2-8	.250	1-4	.250	0-0	.000	1	1	2	0.1	4-0	1	2	0	0	5	0.4
TOTAL FOR WF		14-0	42/3.0	2-8	.250	1-4	.250	0-0	.000	1	1	2	0.1	4-0	1	2	0	0	5	0.4
TOTAL		36-0	160/4.4	14-35	.400	6-14	.429	4-4	1.000	10	8	18	0.5	14-0	5	8	1	4	38	1.1



11 ANDREW CARR

SENIOR / 6-10 / 230 / F / WEST CHESTER, PA.

13.1 PPG | 6.4 RPG | 1.5 BPG | 51.7 FG% | 32.0 MPG

SEASON/CAREER HIGHS

POINTS

Career: 28, at NC State (1/16/24)
Season: 28, at NC State (1/16/24)

REBOUNDS

Career: 14, vs. Utah Valley (11/15/22)
Season: 12, vs. Virginia (1/13/24)

FIELD GOALS

Career: 10, twice - last at NC State (1/16/24)
Season: 10, at NC State (1/16/24)

FIELD GOAL ATTEMPTS

Career: 17, vs. Utah Valley (11/15/22)
Season: 16, vs. LSU (11/19/23)

3-POINTERS

Career: 3, 6x - last vs. Louisville (1/20/24)
Season: 3, 3x - last vs. Louisville (1/20/24)

3-POINT ATTEMPTS

Career: 7, vs. Louisville (1/20/24)
Season: 7, vs. Louisville (1/20/24)

FREE THROWS

Career: 6, twice - last vs. App State (11/22/21)
Season: 10, vs. Elon (11/6/23)

FREE THROW ATTEMPTS

Career: 7, twice, last vs. Towson (3/6/22)
Season: 11, vs. Elon (11/6/23)

ASSISTS

Career: 6, at James Madison (1/29/22)
Season: 5, vs. Miami (1/6/24)

TURNOVERS

Career: 4, twice - last vs. LSU (12/10/22)
Season: 3, 5x - last at Virginia Tech (3/2/24)

BLOCKS

Career: 4, twice - last vs. Elon (11/6/23)
Season: 4, vs. Elon (11/6/23)

STEALS

Career: 4, 3x, last vs. James Madison (2/14/22)
Season: 2, 3x - last at Florida State (1/9/24)

MINUTES

Career: 39, vs. Virginia (1/21/23)
Season: 43, vs. LSU (11/19/23)

2023-24 Game-by-Game

#11 CARR, Andrew

Opponent	Date	GS	MIN	Total		3-Pointers		Free throws		Rebounds				PF	A	TO	BLK	STL	PTS	AVG	
				FG-FGA	PCT	3FG-3FGA	PCT	FT-FTA	PCT	OFF	DEF	TOT	AVG								
Elon	11/06/2023	*	34:12	7-9	.778	0-2	.000	10-11	.909	4	5	9	9.0	2	1	2	4	0	24	24.0	
at Georgia	11/10/2023	*	28:55	6-11	.545	2-5	.400	4-5	.800	2	6	8	8.5	4	1	3	2	0	18	21.0	
vs Utah	11/16/2023	*	35:32	5-11	.455	1-3	.333	2-4	.500	1	2	3	6.7	4	0	3	2	0	13	18.3	
vs Towson	11/17/2023	*	37:53	1-6	.167	1-2	.500	3-5	.600	1	7	8	7.0	2	0	2	2	1	6	15.3	
vs LSU	11/19/2023	*	43:06	7-16	.438	1-4	.250	2-4	.500	5	4	9	7.4	4	2	2	3	0	17	15.6	
Charleston So.	11/24/2023	*	20:40	2-7	.286	1-3	.333	7-8	.875	4	6	10	7.8	4	1	0	1	1	12	15.0	
Florida	11/29/2023	*	38:05	8-13	.615	3-6	.500	3-3	1.000	1	5	6	7.6	3	2	0	3	2	22	16.0	
Rutgers	12/06/2023	*	31:14	4-7	.571	0-0	.000	2-3	.667	2	4	6	7.4	1	2	1	2	1	10	15.3	
NJIT	12/09/2023	*	30:04	6-8	.750	0-1	.000	0-0	.000	1	4	5	7.1	0	1	0	0	1	12	14.9	
Delaware St.	12/18/2023	*	25:22	6-7	.857	1-2	.500	2-3	.667	6	5	11	7.5	0	0	1	0	0	15	14.9	
Presbyterian	12/21/2023	*	33:00	7-11	.636	2-2	1.000	5-5	1.000	3	6	9	7.6	4	1	3	1	0	21	15.5	
Virginia Tech	12/30/2023	*	28:48	4-9	.444	0-3	.000	7-7	1.000	2	6	8	7.7	0	0	2	1	2	15	15.4	
at Boston College	01/02/2024	*	32:08	1-4	.250	1-2	.500	0-0	.000	0	7	7	7.6	4	4	1	1	0	3	14.5	
Miami (FL)	01/06/2024	*	39:55	3-6	.500	0-2	.000	1-3	.333	3	5	8	7.6	1	5	0	1	0	7	13.9	
at Florida St.	01/09/2024	*	27:51	1-4	.250	0-0	.000	2-4	.500	1	4	5	7.5	5	1	2	1	2	4	13.3	
Virginia	01/13/2024	*	34:15	4-9	.444	1-2	.500	3-4	.750	2	10	12	7.8	3	0	3	1	0	12	13.2	
at NC State	01/16/2024	*	39:03	10-13	.769	3-4	.750	5-9	.556	2	2	4	7.5	5	0	2	1	1	28	14.1	
Louisville	01/20/2024	*	28:47	6-12	.500	3-7	.429	3-4	.750	0	3	3	7.3	1	3	1	0	0	18	14.3	
at North Carolina	01/22/2024	*	30:49	3-6	.500	0-1	.000	8-9	.889	1	4	5	7.2	3	0	0	2	0	14	14.3	
at Pittsburgh	01/31/2024	*	33:30	4-8	.500	2-5	.400	0-0	.000	1	2	3	7.0	1	1	1	3	1	10	14.1	
Syracuse	02/03/2024	*	27:37	5-7	.714	2-2	1.000	4-4	1.000	0	3	3	6.8	4	2	1	1	0	16	14.1	
at Georgia Tech	02/06/2024	*	29:41	4-10	.400	1-3	.333	4-4	1.000	2	8	10	6.9	1	3	0	2	1	13	14.1	
NC State	02/10/2024	*	35:11	6-12	.500	2-6	.333	1-1	1.000	0	7	7	6.9	0	1	1	3	0	15	14.1	
at Duke	02/12/2024	*	28:26	6-9	.667	0-0	.000	0-0	.000	2	3	5	6.8	5	1	0	0	1	12	14.0	
at Virginia	02/17/2024	*	22:47	1-7	.143	0-3	.000	2-2	1.000	3	5	8	6.9	0	0	1	0	0	4	13.6	
Pittsburgh	02/20/2024	*	30:40	3-7	.429	1-4	.250	3-3	1.000	1	7	8	6.9	3	2	1	1	0	10	13.5	
Duke	02/24/2024	*	33:31	8-14	.571	1-4	.250	1-2	.500	1	0	1	6.7	3	4	0	0	1	18	13.7	
at Notre Dame	02/27/2024	*	35:07	5-9	.556	2-3	.667	0-0	.000	1	3	4	6.6	3	1	2	2	0	12	13.6	
at Virginia Tech	03/02/2024	*	28:44	2-7	.286	1-3	.333	2-2	1.000	0	3	3	6.5	4	1	3	2	0	7	13.4	
Georgia Tech	03/05/2024	*	33:58	2-6	.333	0-2	.000	2-2	1.000	0	4	4	6.4	3	2	0	2	0	6	13.1	
Totals			30	958:50	137-265	.517	32-86	.372	88-111	.793	52	140	192	6.4	77	42	38	44	15	394	13.1

Player Averages

Games Played	Minutes/game	Points/game	FG Pct	3FG Pct	FT Pct	Rebounds/game	Assists/game	Turnovers/game	Assist/Turnover ratio	Steals/game	Blocks/game
30	32.0	13.1	51.7	37.2	79.3	6.4	1.4	1.3	1.1	0.5	1.5

CARR, Andrew

				Field Goals		3-Point		F-Throws		Rebounds				Scoring						
SEASON	TEAM	GP-GS	MIN/AVG	FG-FGA	FG%	3FG-3FGA	3FG%	FT-FTA	FT%	OFF	DEF	TOT	AVG	PF-FO	A	TO	BLK	STL	PTS	AVG
2020-21	UD	15-10	378/25.2	44-98	.449	8-28	.286	27-33	.818	18	36	54	3.6	39-1	27	23	13	6	123	8.2
2021-22	UD	34-34	960/28.2	127-225	.564	17-42	.405	69-105	.657	59	115	174	5.1	94-5	43	56	37	29	340	10.0
2022-23	WF	33-33	1039/31.5	134-274	.489	33-106	.311	51-66	.773	57	140	197	6.0	82-3	38	48	31	32	352	10.7
2023-24	WF	30-30	959/32.0	137-265	.517	32-86	.372	88-111	.793	52	140	192	6.4	77-3	42	38	44	15	394	13.1
TOTAL FOR WF		63-63	1998/31.7	271-539	.503	65-192	.339	139-177	.785	109	280	389	6.2	159-6	80	86	75	47	746	11.8
TOTAL		112-107	3336/29.8	442-862	.513	90-262	.344	235-315	.746	186	431	617	5.5	292-12	150	165	125	82	1209	10.8



13 AARON CLARK

FRESHMAN / 6-6 / 195 / G / EASTON, PA.

3.0 MPG

SEASON/CAREER HIGHS

POINTS

Career: N/A
Season: N/A

REBOUNDS

Career: 1, vs. Pitt (2/20/24)
Season: 1, vs. Pitt (2/20/24)

FIELD GOALS

Career: N/A
Season: N/A

FIELD GOAL ATTEMPTS

Career: 2, twice - last vs. Syracuse (2/3/24)
Season: 2, twice - last vs. Syracuse (2/3/24)

3-POINTERS

Career: N/A
Season: N/A

3-POINT ATTEMPTS

Career: 2, vs. Delaware State (12/18/23)
Season: 2, vs. Delaware State (12/18/23)

FREE THROWS

Career: N/A
Season: N/A

FREE THROW ATTEMPTS

Career: N/A
Season: N/A

ASSISTS

Career: N/A
Season: N/A

TURNOVERS

Career: 1, vs. Pitt (2/20/24)
Season: 1, vs. Pitt (2/20/24)

BLOCKS

Career: 1, twice - last vs. Delaware State (12/18/23)
Season: 1, twice - last vs. Delaware State (12/18/23)

STEALS

Career: 2, vs. Pitt (2/20/24)
Season: 2, vs. Pitt (2/20/24)

MINUTES

Career: 8, vs. Charleston So. (11/24/23)
Season: 8, vs. Charleston So. (11/24/23)

2023-24 Game-by-Game

#13 CLARK, Aaron

				Total		3-Pointers		Free throws		Rebounds											
Opponent	Date	GS	MIN	FG-FGA	PCT	3FG-3FGA	PCT	FT-FTA	PCT	OFF	DEF	TOT	AVG	PF	A	TO	BLK	STL	PTS	AVG	
Charleston So.	11/24/2023		07:39	0-1	.000	0-1	.000	0-0	.000	0	0	0	0.0	1	0	0	1	1	0	0.0	
Delaware St.	12/18/2023		03:28	0-2	.000	0-2	.000	0-0	.000	0	0	0	0.0	1	0	0	1	0	0	0.0	
Louisville	01/20/2024		00:30	0-0	.000	0-0	.000	0-0	.000	0	0	0	0.0	0	0	0	0	0	0	0.0	
Syracuse	02/03/2024		01:13	0-2	.000	0-1	.000	0-0	.000	0	0	0	0.0	0	0	0	0	0	0	0.0	
at Georgia Tech	02/06/2024		02:55	0-1	.000	0-1	.000	0-0	.000	0	0	0	0.0	0	0	0	0	0	0	0.0	
Pittsburgh	02/20/2024		02:13	0-1	.000	0-0	.000	0-0	.000	0	1	1	0.2	0	0	1	0	2	0	0.0	
Totals		0	17:58	0-7	.000	0-5	.000	0-0	.000	0	1	1	0.2	2	0	1	2	3	0	0.0	

Player Averages

Games Played	Minutes/game	Points/game	FG Pct	3FG Pct	FT Pct	Rebounds/game	Assists/game	Turnovers/game	Assist/Turnover ratio	Steals/game	Blocks/game
6	3.0	0.0	0.0	0.0	0.0	0.2	0.0	0.2	0.0	0.5	0.3

CLARK, Aaron

				Field Goals		3-Point		F-Throws		Rebounds									Scoring	
SEASON	TEAM	GP-GS	MIN/AVG	FG-FGA	FG%	3FG-3FGA	3FG%	FT-FTA	FT%	OFF	DEF	TOT	AVG	PF-FO	A	TO	BLK	STL	PTS	AVG
2023-24	WF	6-0	18/3.0	0-7	.000	0-5	.000	0-0	.000	0	1	1	0.2	2-0	0	1	2	3	0	0.0
TOTAL		6-0	18/3.0	0-7	.000	0-5	.000	0-0	.000	0	1	1	0.2	2-0	0	1	2	3	0	0.0



20 PARKER FRIEDRICHSEN

FRESHMAN / 6-3 / 175 / G / BIXBY, OKLA.

5.6 PPG | 1.3 RPG | 43.3 FG% | 41.0 3FG% | 17.9 MPG

SEASON/CAREER HIGHS

POINTS

Career: 19, vs. NJIT (12/9/23)
Season: 19, vs. NJIT (12/9/23)

REBOUNDS

Career: 6, vs. Utah (11/16/23)
Season: 6, vs. Utah (11/16/23)

FIELD GOALS

Career: 6, vs. NJIT (12/9/23)
Season: 6, vs. NJIT (12/9/23)

FIELD GOAL ATTEMPTS

Career: 8, 3x - last at Virginia Tech (3/2/24)
Season: 8, 3x - last at Virginia Tech (3/2/24)

3-POINTERS

Career: 5, vs. NJIT (12/9/23)
Season: 5, vs. NJIT (12/9/23)

3-POINT ATTEMPTS

Career: 8, vs. Delaware State (12/18/23)
Season: 8, vs. Delaware State (12/18/23)

FREE THROWS

Career: 2, 4x - last at Duke (2/12/24)
Season: 2, 4x - last at Duke (2/12/24)

FREE THROW ATTEMPTS

Career: 3, 3x - last at Pittsburgh (1/31/24)
Season: 3, 3x - last at Pittsburgh (1/31/24)

ASSISTS

Career: 2, 3x - last at Florida State (1/9/24)
Season: 2, 3x - last at Florida State (1/9/24)

TURNOVERS

Career: 2, at Florida State (1/9/24)
Season: 2, at Florida State (1/9/24)

BLOCKS

Career: 1, twice - last at Notre Dame (2/27/24)
Season: 1, twice - last at Notre Dame (2/27/24)

STEALS

Career: 4, vs. Delaware State (12/18/23)
Season: 4, vs. Delaware State (12/18/23)

MINUTES

Career: 26, twice - last at Virginia Tech (3/2/24)
Season: 26, twice - last at Virginia Tech (3/2/24)

2023-24 Game-by-Game

#20 FRIEDRICHSEN, Parker

Opponent	Date	GS	MIN	Total		3-Pointers		Free throws		Rebounds				PF	A	TO	BLK	STL	PTS	AVG
				FG-FGA	PCT	3FG-3FGA	PCT	FT-FTA	PCT	OFF	DEF	TOT	AVG							
Elon	11/06/2023		24:11	3-6	.500	2-5	.400	0-0	.000	0	3	3	3.0	1	2	0	0	1	8	8.0
at Georgia	11/10/2023		12:50	1-3	.333	1-3	.333	0-0	.000	0	2	2	2.5	1	1	0	0	0	3	5.5
vs Utah	11/16/2023		23:48	2-6	.333	2-6	.333	0-0	.000	1	5	6	3.7	0	2	0	0	1	6	5.7
vs Towson	11/17/2023		16:33	1-5	.200	1-5	.200	0-0	.000	0	1	1	3.0	0	0	0	0	0	3	5.0
vs LSU	11/19/2023		09:08	0-2	.000	0-2	.000	0-0	.000	0	1	1	2.6	1	0	0	0	0	0	4.0
Charleston So.	11/24/2023		07:46	0-2	.000	0-2	.000	0-0	.000	0	0	0	2.2	0	0	1	0	0	0	3.3
Florida	11/29/2023		14:39	1-1	1.000	1-1	1.000	0-0	.000	0	0	0	1.9	2	1	0	0	0	3	3.3
Rutgers	12/06/2023		12:00	1-2	.500	1-2	.500	0-0	.000	0	1	1	1.8	0	1	1	1	0	3	3.3
NJIT	12/09/2023		26:22	6-7	.857	5-6	.833	2-3	.667	0	0	0	1.6	1	1	0	0	1	19	5.0
Delaware St.	12/18/2023		23:51	4-8	.500	4-8	.500	0-0	.000	0	3	3	1.7	0	1	1	0	4	12	5.7
Presbyterian	12/21/2023		20:11	2-5	.400	2-4	.500	0-0	.000	1	1	2	1.7	1	1	0	0	2	6	5.7
Virginia Tech	12/30/2023		20:29	1-3	.333	1-3	.333	0-0	.000	0	0	0	1.6	2	0	0	0	0	3	5.5
at Boston College	01/02/2024		22:14	3-6	.500	3-6	.500	0-0	.000	1	1	2	1.6	1	0	0	0	0	9	5.8
Miami (FL)	01/06/2024		17:54	2-6	.333	2-6	.333	0-0	.000	2	0	2	1.6	1	0	1	0	1	6	5.8
at Florida St.	01/09/2024		24:18	4-8	.500	3-7	.429	2-3	.667	0	1	1	1.6	1	2	2	0	2	13	6.3
Virginia	01/13/2024		11:56	1-1	1.000	1-1	1.000	0-0	.000	0	1	1	1.6	0	1	1	0	1	3	6.1
at NC State	01/16/2024		17:59	1-3	.333	0-2	.000	0-0	.000	0	0	0	1.5	1	1	0	0	0	2	5.8
Louisville	01/20/2024		20:39	3-5	.600	3-5	.600	0-0	.000	0	1	1	1.4	2	1	0	0	0	9	6.0
at North Carolina	01/22/2024		14:42	1-2	.500	1-2	.500	0-0	.000	0	1	1	1.4	1	0	0	0	0	3	5.8
at Pittsburgh	01/31/2024		16:19	1-6	.167	1-6	.167	2-3	.667	1	1	2	1.5	1	0	0	0	0	5	5.8
Syracuse	02/03/2024		17:37	2-3	.667	2-3	.667	0-0	.000	1	1	2	1.5	1	0	0	0	0	6	5.8
at Georgia Tech	02/06/2024		13:37	1-4	.250	0-2	.000	0-0	.000	0	0	0	1.4	1	0	0	0	2	2	5.6
NC State	02/10/2024		17:28	2-5	.400	2-5	.400	0-0	.000	0	2	2	1.4	0	0	0	0	0	6	5.7
at Duke	02/12/2024		23:12	3-6	.500	2-5	.400	2-2	1.000	0	1	1	1.4	2	0	0	0	1	10	5.8
at Virginia	02/17/2024		24:40	2-5	.400	1-4	.250	0-0	.000	0	2	2	1.4	1	1	0	0	0	5	5.8
Pittsburgh	02/20/2024		18:40	3-4	.750	3-4	.750	0-0	.000	0	1	1	1.4	2	0	0	0	0	9	5.9
Duke	02/24/2024		13:48	0-1	.000	0-1	.000	1-2	.500	0	0	0	1.4	1	0	0	0	0	1	5.7
at Notre Dame	02/27/2024		10:07	0-2	.000	0-2	.000	0-0	.000	0	1	1	1.4	1	0	0	1	0	0	5.5
at Virginia Tech	03/02/2024		26:18	4-8	.500	4-7	.571	0-0	.000	1	0	1	1.3	1	1	0	0	1	12	5.8
Georgia Tech	03/05/2024		14:26	0-2	.000	0-2	.000	0-0	.000	0	0	0	1.3	1	0	1	0	2	0	5.6
Totals		0	537:40	55-127	.433	48-117	.410	9-13	.692	8	31	39	1.3	28	17	8	2	19	167	5.6

Player Averages

Games Played	Minutes/game	Points/game	FG Pct	3FG Pct	FT Pct	Rebounds/game	Assists/game	Turnovers/game	Assist/Turnover ratio	Steals/game	Blocks/game
30	17.9	5.6	43.3	41.0	69.2	1.3	0.6	0.3	2.1	0.6	0.1

FRIEDRICHSEN, Parker

				Field Goals		3-Point		F-Throws		Rebounds				Scoring						
SEASON	TEAM	GP-GS	MIN/AVG	FG-FGA	FG%	3FG-3FGA	3FG%	FT-FTA	FT%	OFF	DEF	TOT	AVG	PF-FO	A	TO	BLK	STL	PTS	AVG
2023-24	WF	30-0	538/17.9	55-127	.433	48-117	.410	9-13	.692	8	31	39	1.3	28-0	17	8	2	19	167	5.6
TOTAL		30-0	538/17.9	55-127	.433	48-117	.410	9-13	.692	8	31	39	1.3	28-0	17	8	2	19	167	5.6



23 HUNTER SALLIS

JUNIOR / 6-5 / 195 / G / OMAHA, NEB.

18.2 PPG | 4.1 RPG | 2.5 APG | 1.0 SPG | 49.8 FG% | 41.3 3FG% | 35.1 MPG

SEASON/CAREER HIGHS

POINTS

Career: 33, vs. NC State (2/10/24)

Season: 33, vs. NC State (2/10/24)

REBOUNDS

Career: 9, twice - last vs. Virginia (1/13/24)

Season: 9, twice - last vs. Virginia (1/13/24)

FIELD GOALS

Career: 12, vs. NC State (2/10/24)

Season: 12, vs. NC State (2/10/24)

FIELD GOAL ATTEMPTS

Career: 21, vs. Miami (1/6/24)

Season: 21, vs. Miami (1/6/24)

3-POINTERS

Career: 5, 3x - last vs. Duke (2/24/24)

Season: 5, 3x - last vs. Duke (2/24/24)

3-POINT ATTEMPTS

Career: 10, vs. LSU (11/19/23)

Season: 10, vs. LSU (11/19/23)

FREE THROWS

Career: 6, 7x - last vs. Georgia Tech (3/5/24)

Season: 6, 6x - last vs. Georgia Tech (3/5/24)

FREE THROW ATTEMPTS

Career: 10, at North Carolina (1/22/24)

Season: 10, at North Carolina (1/22/24)

ASSISTS

Career: 7, vs. Portland (1/14/23)

Season: 5, 3x - last vs. Pitt (2/20/24)

TURNOVERS

Career: 4, vs. North Alabama (12/28/21)

Season: 6, vs. LSU (11/19/23)

BLOCKS

Career: 2, twice - last vs. Virginia Tech (12/30/23)

Season: 2, vs. Virginia Tech (12/30/23)

STEALS

Career: 4, vs. Bellarmine (11/19/21)

Season: 3, vs. Charleston So. (11/24/23)

MINUTES

Career: 39, at Georgia (11/10/23)

Season: 45, vs. LSU (11/19/23)

2023-24 Game-by-Game

#23 SALLIS, Hunter

Opponent	Date	GS	MIN	Total		3-Pointers		Free throws		Rebounds				PF	A	TO	BLK	STL	PTS	AVG
				FG-FGA	PCT	3FG-3FGA	PCT	FT-FTA	PCT	OFF	DEF	TOT	AVG							
Elon	11/06/2023	*	23:57	7-14	.500	3-7	.429	2-2	1.000	1	1	2	2.0	1	1	0	0	0	19	19.0
at Georgia	11/10/2023	*	38:45	5-18	.278	2-7	.286	1-2	.500	1	1	2	2.0	3	2	3	0	0	13	16.0
vs Utah	11/16/2023	*	34:40	8-13	.615	2-5	.400	2-2	1.000	1	1	2	2.0	3	2	1	1	2	20	17.3
vs Towson	11/17/2023	*	37:16	8-12	.667	4-6	.667	4-5	.800	1	3	4	2.5	1	3	1	1	1	24	19.0
vs LSU	11/19/2023	*	45:00	9-16	.563	4-10	.400	0-0	.000	0	4	4	2.8	3	1	6	1	0	22	19.6
Charleston So.	11/24/2023	*	30:30	4-10	.400	2-4	.500	2-2	1.000	0	4	4	3.0	1	2	1	0	3	12	18.3
Florida	11/29/2023	*	36:48	8-15	.533	2-4	.500	6-7	.857	1	3	4	3.1	3	4	3	0	2	24	19.1
Rutgers	12/06/2023	*	37:23	4-11	.364	2-6	.333	1-2	.500	0	2	2	3.0	2	2	1	0	1	11	18.1
NJIT	12/09/2023	*	36:44	5-14	.357	0-5	.000	4-6	.667	0	1	1	2.8	1	3	4	1	1	14	17.7
Delaware St.	12/18/2023	*	28:25	6-15	.400	1-6	.167	6-7	.857	1	1	2	2.7	1	3	0	1	1	19	17.8
Presbyterian	12/21/2023	*	36:30	9-12	.750	1-2	.500	1-2	.500	0	3	3	2.7	1	1	1	0	1	20	18.0
Virginia Tech	12/30/2023	*	33:57	8-14	.571	2-6	.333	2-4	.500	4	5	9	3.3	1	1	0	2	1	20	18.2
at Boston College	01/02/2024	*	36:29	7-16	.438	1-4	.250	6-6	1.000	2	1	3	3.2	3	3	1	1	1	21	18.4
Miami (FL)	01/06/2024	*	40:05	7-21	.333	2-9	.222	2-2	1.000	0	7	7	3.5	3	3	1	1	2	18	18.4
at Florida St.	01/09/2024	*	33:00	4-8	.500	2-3	.667	0-0	.000	0	2	2	3.4	3	2	4	0	1	10	17.8
Virginia	01/13/2024	*	34:57	8-13	.615	5-8	.625	0-0	.000	1	8	9	3.8	1	2	1	1	1	21	18.0
at NC State	01/16/2024	*	27:53	4-9	.444	2-5	.400	2-2	1.000	2	4	6	3.9	4	2	2	0	1	12	17.6
Louisville	01/20/2024	*	32:43	7-13	.538	5-8	.625	0-0	.000	0	5	5	3.9	1	5	1	0	0	19	17.7
at North Carolina	01/22/2024	*	38:19	6-13	.462	0-2	.000	6-10	.600	0	3	3	3.9	1	1	1	0	2	18	17.7
at Pittsburgh	01/31/2024	*	37:16	9-20	.450	2-7	.286	2-2	1.000	1	5	6	4.0	3	3	2	1	1	22	18.0
Syracuse	02/03/2024	*	33:16	7-9	.778	4-5	.800	6-8	.750	0	3	3	4.0	2	5	2	0	0	24	18.2
at Georgia Tech	02/06/2024	*	33:37	5-12	.417	0-4	.000	0-0	.000	0	2	2	3.9	2	3	1	1	0	10	17.9
NC State	02/10/2024	*	35:40	12-17	.706	4-6	.667	5-5	1.000	1	5	6	4.0	3	2	3	0	2	33	18.5
at Duke	02/12/2024	*	37:52	10-20	.500	2-5	.400	0-2	.000	1	4	5	4.0	0	4	3	1	0	22	18.7
at Virginia	02/17/2024	*	37:19	5-10	.500	2-4	.500	0-0	.000	0	3	3	4.0	3	1	1	0	1	12	18.4
Pittsburgh	02/20/2024	*	30:13	5-8	.625	3-3	1.000	4-4	1.000	0	4	4	4.0	0	5	2	1	0	17	18.3
Duke	02/24/2024	*	38:55	11-13	.846	5-6	.833	2-2	1.000	0	6	6	4.0	1	1	3	0	1	29	18.7
at Notre Dame	02/27/2024	*	37:33	2-11	.182	1-5	.200	2-2	1.000	0	5	5	4.1	1	4	4	1	0	7	18.3
at Virginia Tech	03/02/2024	*	29:58	5-12	.417	1-4	.250	0-0	.000	2	3	5	4.1	3	2	1	0	2	11	18.1
Georgia Tech	03/05/2024	*	37:09	8-19	.421	0-4	.000	6-7	.857	1	3	4	4.1	1	3	1	0	2	22	18.2
Totals		30	1052:08	203-408	.498	66-160	.413	74-93	.796	21	102	123	4.1	56	76	55	15	30	546	18.2

Player Averages

Games Played	Minutes/game	Points/game	FG Pct	3FG Pct	FT Pct	Rebounds/game	Assists/game	Turnovers/game	Assist/Turnover ratio	Steals/game	Blocks/game
30	35.1	18.2	49.8	41.3	79.6	4.1	2.5	1.8	1.4	1.0	0.5

SALLIS, Hunter

				Field Goals		3-Point		F-Throws		Rebounds										Scoring	
SEASON	TEAM	GP-GS	MIN/AVG	FG-FGA	FG%	3FG-3FGA	3FG%	FT-FTA	FT%	OFF	DEF	TOT	AVG	PF-FO	A	TO	BLK	STL	PTS	AVG	
2021-22	Gonz	32-0	432/13.5	57-101	.564	5-19	.263	17-24	.708	18	45	63	2.0	35-0	20	21	5	19	136	4.3	
2022-23	Gonz	37-0	619/16.7	61-131	.466	11-43	.256	32-41	.780	19	62	81	2.2	73-3	51	28	7	24	165	4.5	
2023-24	WF	30-30	1052/35.1	203-408	.498	66-160	.413	74-93	.796	21	102	123	4.1	56-0	76	55	15	30	546	18.2	
TOTAL FOR WF		30-30	1052/35.1	203-408	.498	66-160	.413	74-93	.796	21	102	123	4.1	56-0	76	55	15	30	546	18.2	
TOTAL		99-30	2104/21.2	321-640	.502	82-222	.369	123-158	.778	58	209	267	2.7	164-3	147	104	27	73	847	8.6	



25 ZACH KELLER

SOPHOMORE / 6-10 / 225 / F / HIGHLANDS RANCH, COLO.

1.9 PPG | 2.4 RPG | 11.9 MPG

SEASON/CAREER HIGHS

POINTS

Career: 11, vs. La Salle (11/18/22)
Season: 10, vs. Utah (11/16/23)

REBOUNDS

Career: 6, vs. NJIT (12/9/23)
Season: 6, vs. NJIT (12/9/23)

FIELD GOALS

Career: 4, twice - last vs. Utah (11/16/23)
Season: 4, vs. Utah (11/16/23)

FIELD GOAL ATTEMPTS

Career: 9, vs. Utah (11/16/23)
Season: 9, vs. Utah (11/16/23)

3-POINTERS

Career: 2, 3x - last vs. NJIT (12/9/23)
Season: 2, twice - last vs. NJIT (12/9/23)

3-POINT ATTEMPTS

Career: 4, 3x - last vs. NJIT (12/9/23)
Season: 4, twice - last vs. NJIT (12/9/23)

FREE THROWS

Career: 4, at Clemson (12/2/22)
Season: 1, twice - last vs. Charleston So. (11/24/23)

FREE THROW ATTEMPTS

Career: 6, at Clemson (12/2/22)
Season: 2, 3x - last vs. Florida (11/29/23)

ASSISTS

Career: 2, vs. Virginia Tech (12/30/23)
Season: 2, vs. Virginia Tech (12/30/23)

TURNOVERS

Career: 2, 3x - last vs. Virginia (1/13/24)
Season: 2, twice - last vs. Virginia (1/13/24)

BLOCKS

Career: 3, vs. Presbyterian (12/21/23)
Season: 3, vs. Presbyterian (12/21/23)

STEALS

Career: 3, vs. Fairfield (11/7/22)
Season: 2, twice - last vs. Virginia Tech (12/30/23)

MINUTES

Career: 24, vs. La Salle (11/18/22)
Season: 29, vs. Utah (11/16/23)

2023-24 Game-by-Game

#25 KELLER, Zach

Opponent	Date	GS	MIN	Total		3-Pointers		Free throws		Rebounds				PF	A	TO	BLK	STL	PTS	AVG
				FG-FGA	PCT	3FG-3FGA	PCT	FT-FTA	PCT	OFF	DEF	TOT	AVG							
Elon	11/06/2023		03:02	0-1	.000	0-0	.000	0-0	.000	0	1	1	1.0	0	0	0	0	0	0	0.0
at Georgia	11/10/2023		01:26	0-0	.000	0-0	.000	0-0	.000	0	0	0	0.5	0	0	1	0	0	0	0.0
vs Utah	11/16/2023	*	28:44	4-9	.444	2-4	.500	0-0	.000	1	4	5	2.0	3	0	1	1	0	10	3.3
vs Towson	11/17/2023	*	22:46	1-3	.333	1-2	.500	1-2	.500	0	5	5	2.8	3	0	0	2	1	4	3.5
vs LSU	11/19/2023	*	21:38	0-1	.000	0-1	.000	0-0	.000	0	3	3	2.8	5	1	2	0	2	0	2.8
Charleston So.	11/24/2023	*	16:56	2-4	.500	0-1	.000	1-2	.500	0	1	1	2.5	3	0	0	0	0	5	3.2
Florida	11/29/2023	*	21:18	0-3	.000	0-3	.000	0-2	.000	0	4	4	2.7	1	0	1	0	1	0	2.7
Rutgers	12/06/2023	*	12:05	2-3	.667	1-2	.500	0-0	.000	2	2	4	2.9	1	0	0	0	0	5	3.0
NJIT	12/09/2023	*	19:17	2-5	.400	2-4	.500	0-0	.000	3	3	6	3.2	2	0	0	0	0	6	3.3
Delaware St.	12/18/2023	*	13:22	1-1	1.000	0-0	.000	0-0	.000	1	2	3	3.2	0	0	1	1	0	2	3.2
Presbyterian	12/21/2023		05:31	0-1	.000	0-1	.000	0-0	.000	0	0	0	2.9	1	0	1	3	0	0	2.9
Virginia Tech	12/30/2023		20:11	1-3	.333	0-1	.000	0-0	.000	0	1	1	2.8	1	2	0	0	2	2	2.8
at Boston College	01/02/2024		14:06	1-4	.250	1-2	.500	0-0	.000	2	3	5	2.9	1	1	0	1	1	3	2.8
Miami (FL)	01/06/2024		14:12	1-1	1.000	0-0	.000	0-0	.000	1	4	5	3.1	2	0	0	0	0	2	2.8
at Florida St.	01/09/2024		09:41	0-0	.000	0-0	.000	0-0	.000	0	0	0	2.9	2	0	1	0	1	0	2.6
Virginia	01/13/2024		11:08	0-0	.000	0-0	.000	0-0	.000	1	3	4	2.9	1	0	2	0	0	0	2.4
at NC State	01/16/2024		01:31	0-0	.000	0-0	.000	0-0	.000	0	0	0	2.8	1	0	0	0	0	0	2.3
Louisville	01/20/2024		08:42	1-3	.333	0-1	.000	0-0	.000	1	0	1	2.7	3	0	0	0	0	2	2.3
at North Carolina	01/22/2024		08:05	0-0	.000	0-0	.000	0-0	.000	0	1	1	2.6	2	0	0	0	0	0	2.2
at Pittsburgh	01/31/2024		02:53	0-1	.000	0-0	.000	0-0	.000	0	1	1	2.5	0	0	0	0	0	0	2.1
at Georgia Tech	02/06/2024		02:55	0-0	.000	0-0	.000	0-0	.000	0	1	1	2.4	0	0	0	0	0	0	2.0
Pittsburgh	02/20/2024		02:13	0-0	.000	0-0	.000	0-0	.000	1	0	1	2.4	0	0	0	0	0	0	1.9
Totals		8	261:42	16-43	.372	7-22	.318	2-6	.333	13	39	52	2.4	32	4	10	8	8	41	1.9

Player Averages

Games Played	Minutes/game	Points/game	FG Pct	3FG Pct	FT Pct	Rebounds/game	Assists/game	Turnovers/game	Assist/Turnover ratio	Steals/game	Blocks/game
22	11.9	1.9	37.2	31.8	33.3	2.4	0.2	0.5	0.4	0.4	0.4

KELLER, Zach

				Field Goals		3-Point		F-Throws		Rebounds				Scoring						
SEASON	TEAM	GP-GS	MIN/AVG	FG-FGA	FG%	3FG-3FGA	3FG%	FT-FTA	FT%	OFF	DEF	TOT	AVG	PF-FO	A	TO	BLK	STL	PTS	AVG
2022-23	WF	17-6	183/10.8	13-36	.361	4-20	.200	9-14	.643	10	16	26	1.5	26-0	3	6	2	7	39	2.3
2023-24	WF	22-8	262/11.9	16-43	.372	7-22	.318	2-6	.333	13	39	52	2.4	32-1	4	10	8	8	41	1.9
TOTAL		39-14	444/11.4	29-79	.367	11-42	.262	11-20	.550	23	55	78	2.0	58-1	7	16	10	15	80	2.1



30

DAMARI MONSANTO

R-SENIOR / 6-6 / 215 / G / PEMBROKE PINES, FLA.

5.1 PPG | 2.2 RPG | 100.0 FT% | 12.5 MPG

SEASON/CAREER HIGHS

POINTS
Career: 28, at Notre Dame (2/4/23)
Season: 12, vs. Louisville (1/20/24)

REBOUNDS
Career: 14, vs. VMI (1/18/21)
Season: 6, at Virginia (2/17/24)

FIELD GOALS
Career: 9, 3x - last at Notre Dame (2/4/23)
Season: 4, vs. Louisville (1/20/24)

FIELD GOAL ATTEMPTS
Career: 19, vs. Virginia (1/21/23)
Season: 10, at Duke (2/12/24)

3-POINTERS
Career: 8, at Notre Dame (2/4/23)
Season: 4, vs. Louisville (1/20/24)

3-POINT ATTEMPTS
Career: 15, vs. Virginia (1/21/23)
Season: 9, at Duke (2/12/24)

FREE THROWS
Career: 7, vs. Chattanooga (3/6/21)
Season: 3, at Pittsburgh (1/31/24)

FREE THROW ATTEMPTS
Career: 8, vs. Chattanooga (3/6/21)
Season: 3, at Pittsburgh (1/31/24)

ASSISTS
Career: 3, twice - last vs. Georgia Tech (2/11/23)
Season: 2, vs. Syracuse (2/3/24)

TURNOVERS
Career: 4, at North Carolina (1/4/23)
Season: 2, vs. Syracuse (2/3/24)

BLOCKS
Career: 2, 4x - last vs. Virginia (1/21/23)
Season: 1, 3x - last at Virginia (2/17/24)

STEALS
Career: 4, vs. Austin Peay (11/26/20)
Season: 2, at Duke (2/12/24)

MINUTES
Career: 36, 2x - last vs. UNCG (2/27/21)
Season: 23, at Duke (2/12/24)

2023-24 GAME-BY-GAME STATS

#30 MONSANTO, Damari																			
Opponent	Date	GS	MIN	Total		3-Pointers		Free throws		Rebounds				PF	A	TO	BLK	STL	PTS
				FG-FGA	PCT	3FG-3FGA	PCT	FT-FTA	PCT	OFF	DEF	TOT	AVG						
Louisville	01/20/2024		10:43	4-6	.667	4-6	.667	0-0	.000	1	2	3	3.0	0	1	0	1	0	12
at North Carolina	01/22/2024		14:58	2-7	.286	2-7	.286	0-0	.000	0	2	2	2.5	1	0	0	0	0	6
at Pittsburgh	01/31/2024		09:38	1-1	1.000	1-1	1.000	3-3	1.000	0	2	2	2.3	2	1	0	0	0	6
Syracuse	02/03/2024		13:06	2-5	.400	2-5	.400	0-0	.000	0	0	0	1.8	1	2	2	0	1	6
at Georgia Tech	02/06/2024		15:21	3-7	.429	3-7	.429	2-2	1.000	0	3	3	2.0	1	1	1	0	0	11
NC State	02/10/2024		08:06	0-2	.000	0-2	.000	0-0	.000	0	0	0	1.7	1	0	1	0	0	0
at Duke	02/12/2024		23:09	2-10	.200	2-9	.222	0-0	.000	0	4	4	2.0	2	0	0	1	2	6
at Virginia	02/17/2024		17:13	1-4	.250	1-4	.250	0-0	.000	0	6	6	2.5	3	1	0	1	1	3
Pittsburgh	02/20/2024		13:50	1-4	.250	1-4	.250	0-0	.000	0	3	3	2.6	2	1	0	0	0	3
Duke	02/24/2024		06:29	0-1	.000	0-1	.000	0-0	.000	0	0	0	2.3	1	0	0	0	0	0
at Notre Dame	02/27/2024		04:53	1-3	.333	1-3	.333	0-0	.000	0	1	1	2.2	4	0	0	0	0	3
Totals		0	137:26	17-50	.340	17-49	.347	5-5	1.000	1	23	24	2.2	18	7	4	3	4	56

Player Averages											
Games Played	Minutes/ game	Points/ game	FG Pct	3FG Pct	FT Pct	Rebounds/ game	Assists/ game	Turnovers/ game	Assist/Turnover ratio	Steals/ game	Blocks/ game
11	12.5	5.1	34.0	34.7	100.0	2.2	0.6	0.4	1.8	0.4	0.3

MONSANTO, Damari

				Field Goals		3-Point		F-Throws		Rebounds				Scoring					
SEASON	TEAM	GP-GS	MIN/AVG	FG-FGA	FG%	3FG-3FGA	3FG%	FT-FTA	FT%	OFF	DEF	TOT	AVG	PF-FO	A	TO	BLK	STL	PTS
2020-21	ETSU	25-20	682/27.3	102-249	.410	52-147	.354	38-48	.792	37	146	183	7.3	48-0	23	36	6	27	294
2021-22	WF	17-1	275/16.2	42-106	.396	34-86	.395	6-10	.600	18	40	58	3.4	33-0	13	18	2	13	124
2022-23	WF	27-21	651/24.1	119-280	.425	87-215	.405	33-38	.868	7	91	98	3.6	49-0	16	31	7	26	358
2023-24	WF	11-0	137/12.5	17-50	.340	17-49	.347	5-5	1.000	1	23	24	2.2	18-0	7	4	3	4	56
TOTAL FOR WF		55-22	1063/19.3	178-436	.408	138-350	.394	44-53	.830	26	154	180	3.3	100-0	36	53	12	43	538
TOTAL		80-42	1744/21.8	280-685	.409	190-497	.382	82-101	.812	63	300	363	4.5	148-0	59	89	18	70	832



31 JAO ITUKA

JUNIOR / 6-0 / 195 / G / GAITHERSBURG, MD.

-- PPG | -- RPG | -- APG | -- FG% | -- MPG

SEASON/CAREER HIGHS

POINTS

Career: 34, at Boston University (12/18/21)
Season: N/A

REBOUNDS

Career: 8, at Siena (2/18/22)
Season: N/A

FIELD GOALS

Career: 11, at Boston University (12/18/21)
Season: N/A

FIELD GOAL ATTEMPTS

Career: 19, at Siena (2/18/22)
Season: N/A

3-POINTERS

Career: 2, 3x, last at Quinnipiac (1/28/22)
Season: N/A

3-POINT ATTEMPTS

Career: 4, twice, last at Saint Peter's (2/6/22)
Season: N/A

FREE THROWS

Career: 12, vs. Monmouth (1/16/22)
Season: N/A

FREE THROW ATTEMPTS

Career: 15, vs. Monmouth (1/16/22)
Season: N/A

ASSISTS

Career: 6, vs. Quinnipiac (2/20/22)
Season: N/A

TURNOVERS

Career: 8, at Manhattan (1/30/22)
Season: N/A

BLOCKS

Career: 2, vs. Saint Peter's (1/26/22)
Season: N/A

STEALS

Career: 3, at Siena (2/18/22)
Season: N/A

MINUTES

Career: 32, at Canisius (3/3/22)
Season: N/A

2023-24 Season

Has taken a redshirt

2022-23 GAME-BY-GAME STATS

#10 ITUKA, Jao

Opponent	Date	GS	MIN	Total		3-Pointers		Free throws		Rebounds				PF	A	TO	BLK	STL	PTS	AVG
				FG-FGA	PCT	3FG-3FGA	PCT	FT-FTA	PCT	OFF	DEF	TOT	AVG							
South Carolina St.	11/23/2022		19:24	2-4	.500	0-0	.000	6-6	1.000	0	1	1	1.0	1	3	2	0	0	10	10.0
Hampton	11/26/2022		12:17	2-6	.333	1-2	.500	0-0	.000	1	3	4	2.5	1	1	2	1	0	5	7.5
at Clemson	12/02/2022		03:27	0-1	.000	0-0	.000	0-0	.000	0	0	0	1.7	1	0	4	0	0	0	5.0
vs LSU	12/10/2022		02:31	1-2	.500	0-0	.000	0-0	.000	1	1	2	1.8	0	0	0	0	0	2	4.3
App State	12/14/2022		05:51	0-2	.000	0-1	.000	1-2	.500	0	0	0	1.4	0	1	0	0	0	1	3.6
at Rutgers	12/17/2022		06:42	0-0	.000	0-0	.000	0-0	.000	0	0	0	1.2	1	0	2	0	0	0	3.0
Totals		0	50:12	5-15	.333	1-3	.333	7-8	.875	2	5	7	1.2	4	5	10	1	0	18	3.0

Player Averages

Games Played	Minutes/game	Points/game	FG Pct	3FG Pct	FT Pct	Rebounds/game	Assists/game	Turnovers/game	Assist/Turnover ratio	Steals/game	Blocks/game
6	8.4	3.0	33.3	33.3	87.5	1.2	0.8	1.7	0.5	0.0	0.2

ITUKA, Jao

				Field Goals		3-Point		F-Throws		Rebounds				Scoring						
SEASON	TEAM	GP-GS	MIN/AVG	FG-FGA	FG%	3FG-3FGA	3FG%	FT-FTA	FT%	OFF	DEF	TOT	AVG	PF-FO	A	TO	BLK	STL	PTS	AVG
2021-22	Marist	28-16	616/22.0	151-287	.526	16-39	.410	109-142	.768	19	69	88	3.1	54-0	45	66	7	19	427	15.3
2022-23	WF	6-0	50/8.4	5-15	.333	1-3	.333	7-8	.875	2	5	7	1.2	4-0	5	10	1	0	18	3.0
TOTAL FOR WF		6-0	50/8.4	5-15	.333	1-3	.333	7-8	.875	2	5	7	1.2	4-0	5	10	1	0	18	3.0
TOTAL		34-16	667/19.6	156-302	.517	17-42	.405	116-150	.773	21	74	95	2.8	58-0	50	76	8	19	445	13.1



33 MATT MARSH

JUNIOR / 7-1 / 250 / C / CORNWALL, ENGLAND

1.7 PPG | 2.7 RPG | 65.0 FG% | 50.0 3FG% | 11.0 MPG

SEASON/CAREER HIGHS

POINTS

Career: 14, vs. LMU (11/20/22)
Season: 7, vs. Pitt (2/20/24)

REBOUNDS

Career: 11, vs. LSU (12/10/22)
Season: 7, at Georgia (11/10/23)

FIELD GOALS

Career: 6, twice - last vs. LSU (12/10/22)
Season: 3, vs. Pitt (2/20/24)

FIELD GOAL ATTEMPTS

Career: 7, vs. LMU (11/20/22)
Season: 4, vs. Florida (11/29/23)

3-POINTERS

Career: 1, vs. NJIT (12/9/23)
Season: 1, vs. NJIT (12/9/23)

3-POINT ATTEMPTS

Career: 1, 3x - last vs. NJIT (12/9/23)
Season: 1, twice - last vs. NJIT (12/9/23)

FREE THROWS

Career: 4, vs. South Carolina State (11/23/22)
Season: 1, twice - last vs. Georgia Tech (3/5/24)

FREE THROW ATTEMPTS

Career: 5, 3x - last vs. Virginia Tech (12/31/22)
Season: 2, vs. Georgia Tech (3/5/24)

ASSISTS

Career: 3, at Miami (2/18/23)
Season: 1, twice - last vs. Delaware State (12/18/23)

TURNOVERS

Career: 2, twice - last vs. Charleston So. (11/24/23)
Season: 2, vs. Charleston So. (11/24/23)

BLOCKS

Career: 2, twice - last at Duke (2/12/24)
Season: 2, twice - last at Duke (2/12/24)

STEALS

Career: 2, vs. Syracuse (2/3/24)
Season: 2, vs. Syracuse (2/3/24)

MINUTES

Career: 31, vs. Virginia Tech (12/31/22)
Season: 20, at Georgia (11/10/23)

2023-24 Game-by-Game

#33 MARSH, Matthew

2023-2024 Season																					
Opponent	Date	GS	MIN	Total		3-Pointers		Free throws		Rebounds				Points							
				FG-FGA	PCT	3FG-3FGA	PCT	FT-FTA	PCT	OFF	DEF	TOT	AVG	PF	A	TO	BLK	STL	PTS	AVG	
Elon	11/06/2023	*	14:18	0-1	.000	0-1	.000	0-0	.000	0	2	2	2.0	2	1	0	1	0	0	0.0	
at Georgia	11/10/2023	*	20:28	2-2	1.000	0-0	.000	0-0	.000	3	4	7	4.5	0	0	1	2	1	4	2.0	
Charleston So.	11/24/2023		14:46	1-1	1.000	0-0	.000	0-0	.000	0	3	3	4.0	1	0	2	0	0	2	2.0	
Florida	11/29/2023		18:42	2-4	.500	0-0	.000	0-1	.000	2	3	5	4.3	3	0	1	0	1	4	2.5	
NJIT	12/09/2023		04:44	1-1	1.000	1-1	1.000	0-0	.000	0	1	1	3.6	0	0	0	0	0	3	2.6	
Delaware St.	12/18/2023		04:29	0-0	.000	0-0	.000	0-0	.000	0	1	1	3.2	0	1	0	1	0	0	2.2	
at NC State	01/16/2024		17:02	0-0	.000	0-0	.000	0-0	.000	0	3	3	3.1	2	0	0	0	0	0	1.9	
Syracuse	02/03/2024		12:55	1-1	1.000	0-0	.000	0-0	.000	0	2	2	3.0	0	0	0	1	2	2	1.9	
at Georgia Tech	02/06/2024		08:35	1-2	.500	0-0	.000	0-0	.000	0	4	4	3.1	2	0	1	1	0	2	1.9	
NC State	02/10/2024		12:28	0-1	.000	0-0	.000	0-0	.000	0	6	6	3.4	0	0	0	0	0	0	1.7	
at Duke	02/12/2024		13:05	1-2	.500	0-0	.000	0-0	.000	2	1	3	3.4	2	0	0	2	0	2	1.7	
at Virginia	02/17/2024		03:41	0-0	.000	0-0	.000	0-0	.000	0	0	0	3.1	1	0	1	0	0	0	1.6	
Pittsburgh	02/20/2024		13:18	3-3	1.000	0-0	.000	1-1	1.000	3	2	5	3.2	1	0	0	0	0	7	2.0	
Duke	02/24/2024		06:45	1-1	1.000	0-0	.000	0-0	.000	0	0	0	3.0	1	0	0	0	0	2	2.0	
at Notre Dame	02/27/2024		09:53	0-1	.000	0-0	.000	0-0	.000	3	1	4	3.1	1	0	0	0	0	0	1.9	
at Virginia Tech	03/02/2024		02:32	0-0	.000	0-0	.000	0-0	.000	0	0	0	2.9	1	0	1	0	0	0	1.8	
Georgia Tech	03/05/2024		08:56	0-0	.000	0-0	.000	1-2	.500	0	0	0	2.7	0	0	0	0	0	1	1.7	
Totals			2	186:37	13-20	.650	1-2	.500	2-4	.500	13	33	46	2.7	17	2	7	8	4	29	1.7

Player Averages

Games Played	Minutes/game	Points/game	FG Pct	3FG Pct	FT Pct	Rebounds/game	Assists/game	Turnovers/game	Assist/Turnover ratio	Steals/game	Blocks/game
17	11.0	1.7	65.0	50.0	50.0	2.7	0.1	0.4	0.3	0.2	0.5

MARSH, Matthew

				Field Goals		3-Point		F-Throws		Rebounds				Scoring						
SEASON	TEAM	GP-GS	MIN/AVG	FG-FGA	FG%	3FG-3FGA	3FG%	FT-FTA	FT%	OFF	DEF	TOT	AVG	PF-FO	A	TO	BLK	STL	PTS	AVG
2021-22	WF	13-0	80/6.1	14-21	.667	0-1	.000	9-12	.750	5	16	21	1.6	7-0	0	1	1	4	37	2.8
2022-23	WF	30-16	546/18.2	83-94	.883	0-0	.000	18-43	.419	32	95	127	4.2	53-0	10	11	6	5	184	6.1
2023-24	WF	17-2	187/11.0	13-20	.650	1-2	.500	2-4	.500	13	33	46	2.7	17-0	2	7	8	4	29	1.7
TOTAL		60-18	812/13.5	110-135	.815	1-3	.333	29-59	.492	50	144	194	3.2	77-0	12	19	15	13	250	4.2



40

RJ KENNAH

JUNIOR / 6-5 / 195 / G / PARKER, COLO.



45 VINCENT RICCHIUTI

JUNIOR / 6-1 / 180 / G / BEIJING, CHINA



51

KEVIN DUNN

JUNIOR / 6-2 / 205 / G / WINSTON-SALEM, N.C.



52 WILL UNDERWOOD
SENIOR / 6-6 / 215 / F / ALPHARETTA, GA.



55 OWEN KMETY
SOPHOMORE / 6-6 / 180 / F / CHICAGO, ILL.

FORBES FILE



- Wake Forest Director of Athletics John Currie named Steve Forbes the 23rd head coach of Wake Forest basketball on April 30, 2020.
- Coach Forbes is a proven winner and builder of championship cultures with a 260-77 (.722) overall record in his five years as the head coach at East Tennessee State and at three previous community college head coaching stints.
- ETSU won 130 games and two SoCon championships during his tenure, while all 22 of his seniors earned their ETSU degrees.
- Forbes joined elite company in 2018-19, becoming one of just 10 active Division I head coaches who have reached the 100-win mark in their first four seasons.
- Forbes won at least 24 games in each of his five seasons as the head coach for the Buccaneers while finishing third or better in the SoCon every year.
- During the 2019-20 season, ETSU was having its best season in program history before the cancellation of the NCAA Tournament. The Bucs finished with a 30-4 record and SoCon regular season and tournament titles.
- Forbes earned conference coach of the year along with the Hugh Durham Award, given to the most outstanding mid-major coach in the country.
- During his time as an assistant, the Vols ascended to their first No. 1 overall ranking in program history in 2008 while winning a program record 31 games. In 2015, Wichita State won a NCAA record 35-straight games to start the season, earning the first No. 1 seed in program history.
- Forbes also spent two record-breaking seasons in College Station, Texas (2004-06) when Texas A&M set a program record for Big 12 Conference wins. Picked to finish last in the Big 12 prior to the 2004-05 season, the Aggies won their first 11 games and went on to a 21-10 record and an appearance in the National Invitation Tournament. In 2005-06, Texas A&M advanced to the NCAA Tournament for the first time since 1987 while recording a 22-9 record, the third-most wins in school history.
- A native of Lone Tree, Iowa, Forbes graduated from Southern Arkansas University with a degree in secondary education in 1988.

Year	School	Record	Pct.	Conf.	Pct.	Postseason
2022-23	Wake Forest	19-14	.576	10-10	.500	
2021-22	Wake Forest	25-10	.714	13-7	.650	NIT Quarterfinals
2020-21	Wake Forest	6-16	.272	3-15	.167	
2019-20	ETSU	30-4	.882	16-20	.889	
2018-19	ETSU	24-10	.705	13-5	.722	CIT First Round
2017-18	ETSU	25-9	.735	14-4	.778	
2016-17	ETSU	27-8	.771	14-4	.778	NCAA First Round
2015-16	ETSU	24-12	.666	14-4	.778	Vegas 16 Semifinals
2012-13	NW Florida State	30-4	.882	11-1	.916	NJCAA DI National Runner-Up
2011-12	NW Florida State	32-2	.941	11-1	.916	NJCAA DI National Runner-Up
1997-98	Barton County CC	29-4	.878	14-2	.875	
1996-97	Barton County CC	24-8	.750	11-5	.687	
1995-96	Barton County CC	15-16	.937	5-7	.416	
1991-95	Southwestern CC	36-29	.805			

PERSONAL INFORMATION

Born: March 22, 1965
 Hometown: Lone Tree, Iowa
 Education: Southern Arkansas, '88
 (B.S., History)
 Wife: Johnetta
 Children: Elizabeth, Christopher, Johnathon

COACHING CAREER

2020-Pres.	Wake Forest	Head Coach
2015-20	ETSU	Head Coach
2013-15	Wichita State	Assistant Coach
2011-13	NW Florida State	Head Coach
2006-11	Tennessee	Assistant Coach
2004-06	Texas A&M	Assistant Coach
2003-04	Illinois State	Assistant Coach
2000-03	La. Tech	Assistant Coach
1998-99	Idaho	Assistant Coach
1995-98	Barton County CC	Head Coach
1991-95	Southwestern CC	Head Coach

WHAT THEY'RE SAYING...

"He's one of my very closest friends. We go way, way back to when we were both just starting out. I think Wake has got themselves one of the best coaches in the country. The guy has worked his way up and been in a lot of different places and had a lot of success. I'm super excited for Coach Forbes and for Wake Forest as well. It's going to be a great hire for them." -Nick Nurse, Toronto Raptors head coach

"Steve Forbes is a terrific choice for Wake Forest. He is a fine teacher of the game and a proven winning coach. Coach Forbes built a sustained winner at East Tennessee State, and I have no doubt he'll do the same at Wake Forest." -Jay Bilas, ESPN

"Coach Forbes is one the best coaches I've played for and he's an even better person when you get to know him. I'm so happy that he's getting his shot. There's nobody who deserves it more than him." -Fred VanVleet, Toronto Raptors guard and former Wichita State player under Forbes

"Steve is certainly a tremendous basketball coach, but that tells only part of his story. He is also a great family man, a fabulous relationship builder and a very like-able person. Wake Forest will enjoy his teams for how hard they compete and will cherish his tenure leading their basketball program." -Gregg Marshall, Wichita State head men's basketball coach

ASSISTANT COACHING STAFF



**ASSISTANT COACH
BJ MCKIE**




**ASSISTANT COACH
JASON SHAY**



**ASSISTANT COACH
MATT WOODLEY**



**ASSISTANT COACH
DEMETRIS NICHOLS**



**ASSISTANT COACH
ANTANAS
KAVALIAUSKAS**

BJ McKie, a former All-SEC player at South Carolina, joined the Wake Forest basketball staff in May 2020 after coaching alongside Steve Forbes for three seasons at East Tennessee State. McKie joined the ETSU staff prior to the 2017-18 season after a 15-year professional playing career.

McKie is the most decorated player in South Carolina basketball history. The SEC Freshman of the Year in 1996, he became just the 12th player in league history to be named first team All-SEC by the Associated Press in three seasons. The two-year captain played in 123 consecutive games at guard for the Gamecocks, scoring in double figures in 111 games and collecting 38 games with 20 or more points. McKie was third in the SEC in scoring as a senior in 1999 with a 17.3 average. He helped the Gamecocks to the NCAA Tournament in 1997 and 1998 and represented South Carolina as an SEC Legend in 2011. McKie is one of just five Gamecock players to have his jersey retired after having scored 2,119 points at USC, the most of any Gamecock in school history.

Following his playing career, the Norfolk, Va. native played professionally both in the U.S. and overseas. McKie was a 2001 CBA All-Star while playing with the Connecticut Pride and spent time playing in France, Cyprus, Italy, and Israel while being named a Player of the Year in Germany.

He started his coaching career at Charleston Southern in 2011 and spent six years alongside head coach Barclay Radebaugh. McKie was a part of two CSU Big South regular season championship teams and helped the Bucs to a pair of NIT berths. He helped guide CSU to its winningest season in school history in 2015 and was promoted to associate head coach following the season.

McKie and his wife, the former Brittany Brooks, have a son Justin who played basketball at South Carolina and was a member of USC's 2017 Final Four team. BJ and Brittany also welcomed their daughter, Brielle Tonya McKie, in August of 2020.

Jason Shay joined the Demon Deacons coaching staff on June 1, 2021.

While helping student-athletes achieve their goals on and off the floor, Jason Shay is a veteran coach that has been a part of one Elite Eight appearance, three Sweet 16 runs, 10 NCAA Tournaments and five conference championships in his 21 years as a collegiate coach.

Coach Forbes and Shay spent 12 seasons working together at East Tennessee State (2015-2020), Northwest Florida State College (2011-13) and Tennessee (2006-11) where the duo has led those institutions to an astounding 315-101 overall record, which is an average of 26 wins per season.

While at ETSU, Shay coached current Demon Deacon Damari Monsanto to Southern Conference Freshman of the Year and third team All-Conference honors in 2020-21. After redshirting under Forbes in his true freshman season two years ago, Monsanto played in all 25 games with 20 starts for the Buccaneers during last year, averaging 11.8 points and 7.3 rebounds in 27.4 minutes.

In his lone season as the Bucs head coach Coach Shay was named a finalist for the 2020-21 Joe B. Hall Award, which is presented annually to the top first-year coach in Division I college basketball. Shay led the Blue and Gold to a 13-win campaign, including eight in Southern Conference play. ETSU sat atop the league standings through the first seven games of the season as they won six of its first seven SoCon games. The Bucs defeated every team they played in conference at least once.

Prior to 2020-21, Shay spent five seasons as the Buccaneers' assistant coach under Steve Forbes where ETSU compiled an overall record of 130-42. The 130 wins are the most over a five-year run in program history and in the SoCon during that five-year (2015-20) span. The Bucs also won two Southern Conference regular season championships, two SoCon Tournament championships and made two NCAA Tournament appearances. In 2019-20, the Buccaneers set a program-record with 30 wins, becoming just the fourth team in SoCon history to accomplish the feat. In 2017-18, the Blue and Gold tied the school record by winning 16 straight games – a streak that was the longest in the country at one point that season.

Wake Forest men's basketball coach Steve Forbes announced the addition of Matt Woodley to his staff as a special assistant in September 2020 and he was moved to assistant coach in April 2022.

Woodley came to Winston-Salem after spending two years at Drake University in Des Moines, Iowa as an assistant coach under Darian DeVries. He boasts extensive and diverse experience at the professional, collegiate and high school levels. Woodley has coached 21 (now 23) future NBA players including Klay Thompson and Hassan Whiteside in addition to serving as the head coach of the Memphis Grizzlies D-League team and an assistant for the franchise's summer league team.

As a three-year starter at Drake, Woodley played in 83 games and was twice named honorable mention All-MVC and the team MVP as a senior in 1999-00. He ended his career as the program's all-time leader in three-pointers and steals. He remains the Bulldogs' all-time steals leader with 194 and earned a bachelor's degree in education from Drake in 2000.

Since earning his degree, Woodley has accumulated nearly two decades of extensive coaching experience at nearly every level of the game. Prior to Drake, he served as special assistant to the head coach at the University of Pittsburgh during the 2017-18 season, where he assisted with game preparation, practice plans, scouting reports as well as day-to-day basketball operations.

Prior to Pitt, he gained experience in the professional ranks with three seasons on the staff of NBA G-League's Iowa Energy, including serving as the organization's head coach in 2016-17.

Woodley joined the NBA following three seasons as the head coach at Division II Truman State where he improved the team's record in each of his three seasons to amass a 38-44 record as a head coach by taking over a lagging program and leading the team to eight, 10 and 20 wins in his three seasons. In 2013-14, he guided the program to just the sixth 20-win season in program history and set a program record with 13 conference victories.

Wake Forest men's basketball head coach Steve Forbes announced the addition of assistant coach Demetris Nichols to the program in May 2023.

Nichols came to Winston-Salem after being a part of the coaching staff within the Toronto Raptors organization. Prior to his stint with the Raptors, he spent a year at his alma mater, Syracuse University, as a graduate assistant for the men's basketball program.

A standout player for the Orange from 2003-07, Nichols scored over 1,300 points during his four-year collegiate career, along with earning multiple accolades as a senior. Nichols led the Big East in scoring average (18.9) during the 2006-07 campaign, while additionally pacing Syracuse in three-point baskets (100), free-throw percentage (.850) and minutes-played average (34.8). Nichols finished his college days with 205 three-pointers made, ranking eighth within program history and is also tied for 35th all-time in total points.

A native of Boston, Massachusetts, Nichols was drafted in the second round of the 2007 NBA Draft, beginning his career with the Cleveland Cavaliers and making his debut on November 28, 2007.

The 6-8 forward began the 2008-09 season with the Chicago Bulls before also spending time with the New York Knicks that same year.

Through the next near-decade, Nichols split time in the NBA G League and overseas competition. From 2015-18, he collected championships while playing in the VTB United League, EuroLeague, Greek League and Croatian League. A two-year span also saw Nichols finish as a winner of the 2017 ABA League Supercup, 2017 Greek Cup, and 2018 Croatian Cup. He averaged 18.7 points per game, along with 5.4 rebounds, in 49 appearances for Sioux Falls Skyforce during 2012-13, en route to being named an All-NBA D-League First Team pick and all-star.

In 2019, Nichols entered the broadcasting field with ACC Network Extra, covering Syracuse men's basketball games. Additionally, he acted as the color analyst for the Westchester Knicks of the NBA G League on MSG Network during 2020.

Antanas Kavaliauskas joins the Wake Forest basketball staff after an extensive professional career in Europe. A native of Vilnius, Lithuania, he entered the United States in the fall of 2003 to play basketball at Barton Community College in Kansas. After successful years on the court and in the classroom, Kavaliauskas earned his associate degree and transferred to Texas A&M where he finished his collegiate career with an NCAA Sweet 16 appearance in 2007 and a bachelor's degree in Agriculture.

Soon after graduating, Kavaliauskas played professionally in the Euroleague for 12 years, the last four of which were played in his home country of Lithuania. He also played for the Lithuanian National Team during the summers of 2005 and 2007. His team won gold at the U21 World Championships in Argentina in 2005 and won gold again at the Universiade in Thailand in 2007. He was called up to the Lithuanian National Team in 2012 for the Summer Olympics in London and represented Lithuania at the 2016 Summer Olympics in Rio.

During his playing career, Kavaliauskas was an LKL or LBL champion seven times and earned LKL MVP status twice. In 2015, he won a silver medal playing for the Lithuanian national team in the European Championship. Three years later in 2018, BC Zalgiris Kaunas finished third in the Euroleague.

He and his wife, Amanda, have one daughter, Alayna, and one son, Aaron.

BOX SCORES


GAME 1
ELON
WAKE FOREST
78
101

NOV. 6 - LJVM - ACCNX

Wake Forest	Min	FG	FT	R	A	TP
Cameron Hildreth*	39	13-18	5-6	6	5	33
Andrew Carr*	34	7-9	10-11	9	1	24
Hunter Sallis*	24	7-14	2-2	2	1	19
Kevin Miller*	24	7-13	2-2	5	0	17
Matthew Marsh*	14	0-1	0-0	2	1	0
Parker Friedrichsen	24	3-6	0-0	3	2	8
Marqus Marion	29	0-2	0-0	6	0	0
Abramo Canka	9	0-1	0-0	0	0	0
Zach Keller	3	0-1	0-0	1	0	0
Team	--	--	--	3	--	--
TOTAL	200	37-65	19-21	37	10	101

Elon	Min	FG	FT	R	A	TP
Max Mackinnon*	29	4-9	5-6	4	4	14
Nick Dorn*	20	3-6	4-4	0	0	13
Rob Higgins*	24	3-7	2-2	1	2	8
Kendall Campbell*	15	3-6	0-0	3	0	7
JaDun Michael*	11	0-0	0-0	1	0	0
Zac Ervin	27	6-9	1-1	2	1	17
TK Simpkins	25	6-9	0-3	5	1	13
LA Pratt	19	2-7	0-0	0	2	4
Deandre Smart	13	1-5	0-0	2	0	2
Isaac Harrell	12	0-1	0-0	2	0	0
Ned Hull	5	0-0	0-0	0	0	0
Team	--	--	--	2	--	--
TOTAL	200	28-59	12-16	22	10	78

Points from	WFU	ELON
Turnovers	14	14
Paint	58	26
Second Chance	15	5
Fast Breaks	10	12
Bench	8	36

Period by Period Scoring	First	Second	Total
Elon	55	23	78
Wake Forest	43	58	101


GAME 2
WAKE FOREST
GEORGIA
77
80

NOV. 10 - STEGEMAN COLISEUM - SEC NETWORK

Wake Forest	Min	FG	FT	R	A	TP
Kevin Miller*	30	6-15	7-7	6	7	22
Andrew Carr*	29	6-11	4-5	8	1	18
Hunter Sallis*	39	5-18	1-2	2	2	13
Cameron Hildreth*	35	4-13	2-2	2	3	12
Matthew Marsh*	20	2-2	0-0	7	0	4
Marqus Marion	29	1-2	2-2	8	0	5
Parker Friedrichsen	14	1-3	0-0	2	1	3
Abramo Canka	3	0-0	0-0	0	0	0
Zach Keller	1	0-0	0-0	0	0	0
Team	--	--	--	6	--	--
TOTAL	200	25-64	16-18	41	14	77

Georgia	Min	FG	FT	R	A	TP
Noah Thomasson*	35	9-18	0-0	5	3	21
Jabiri Abdur-Rahim*	31	5-12	4-4	4	0	17
Russel Tchewa*	21	5-11	1-2	6	1	11
RJ Melendez*	32	4-7	2-3	6	2	10
Silas Demary Jr.*	28	3-5	4-4	5	2	10
Jalen DeLoach	19	2-5	1-4	7	0	5
Blue Cain	15	1-3	0-1	0	1	2
Justin Hill	15	1-3	0-0	0	1	2
Dylan James	4	1-2	0-0	1	1	2
Team	--	--	--	4	--	--
TOTAL	200	31-66	12-18	38	11	80

Points from	WFU	UGA
Turnovers	6	12
Paint	26	46
Second Chance	18	16
Fast Breaks	12	14
Bench	8	11

Period by Period Scoring	First	Second	Total
Wake Forest	36	41	77
Georgia	40	40	80


GAME 4
TOWSON
WAKE FOREST
61
71

NOV. 17 - TD ARENA - ESPNU

Towson	Min	FG	FT	R	A	TP
Tyler Tejada*	34	7-16	3-3	3	1	17
Messiah Jones*	24	4-9	4-5	9	0	12
Charles Thompson*	34	4-13	3-4	9	1	11
Christian May*	29	3-10	0-0	6	0	6
Rahdir Hicks*	5	0-0	0-0	0	0	0
Dylan Williamson	24	3-9	0-0	2	1	8
Mekhi Lowery	18	1-3	1-2	5	0	3
Tomiwa Sulaiman	16	0-2	2-2	6	1	2
Chase Paar	6	1-1	0-0	1	0	2
Tyler Coleman	10	0-0	0-0	1	0	0
Team	--	--	--	3	--	--
TOTAL	200	23-63	13-16	45	4	61

Wake Forest	Min	FG	FT	R	A	TP
Kevin Miller*	34	11-17	3-5	0	3	25
Hunter Sallis*	37	8-12	4-5	4	3	24
Cameron Hildreth*	28	4-8	0-0	0	2	9
Andrew Carr*	38	1-6	3-5	8	0	6
Zach Keller*	23	1-3	1-2	5	0	4
Parker Friedrichsen	16	1-5	0-0	1	0	3
Marqus Marion	19	0-1	0-0	2	0	0
Abramo Canka	5	0-1	0-0	0	0	0
Team	--	--	--	6	--	--
TOTAL	200	26-53	11-17	26	8	71

Points from	WFU	TOW
Turnovers	9	6
Paint	34	36
Second Chance	7	18
Fast Breaks	9	0
Bench	3	15

Period by Period Scoring	First	Second	Total
Towson	33	28	61
Wake Forest	35	36	71


GAME 3
UTAH
WAKE FOREST
77
70

NOV. 16 - TD ARENA - ESPNU

Utah	Min	FG	FT	R	A	TP
Branden Carlson*	31	12-20	3-4	4	1	31
Cole Bajema*	34	4-9	1-2	5	1	11
Lawson Lovering*	21	4-6	1-1	4	2	9
Rollie Worster*	32	3-5	3-6	5	9	7
Gabe Madsen*	25	3-10	0-0	5	2	7
Ben Carlson	20	3-4	1-2	6	0	2
Hunter Erickson	27	1-4	0-0	3	6	0
Keba Keita	7	0-2	0-0	3	1	0
Luka Tarlac	3	0-0	0-0	0	0	0
Team	--	--	--	3	--	--
TOTAL	200	30-60	9-15	38	22	77

Wake Forest	Min	FG	FT	R	A	TP
Hunter Sallis*	35	8-13	2-2	2	2	20
Cameron Hildreth*	36	6-12	0-0	5	2	14
Andrew Carr*	36	5-11	2-4	3	0	13
Zach Keller*	29	4-9	0-0	5	0	10
Kevin Miller*	25	3-9	0-0	1	3	7
Parker Friedrichsen	24	2-6	0-0	6	2	6
Marqus Marion	15	0-0	0-0	3	2	0
Team	--	--	--	2	--	--
TOTAL	200	28-60	4-6	27	11	70

Points from	WFU	UTAH
Turnovers	16	9
Paint	30	38
Second Chance	6	7
Fast Breaks	0	2
Bench	6	9

Period by Period Scoring	First	Second	Total
Utah	41	29	70
Wake Forest	31	46	77



GAME 5

LSU
WAKE FOREST86
80

NOV. 19 - TD ARENA - ESPN2

LSU	Min	FG	FT	R	A	TP
Will Baker*	38	9-15	4-4	8	1	23
Jordan Wright*	36	5-17	3-7	9	2	15
Jalen Reed*	31	3-9	6-7	6	0	12
Carlos Stewart*	19	3-5	0-0	1	0	8
Mike Williams III*	24	3-8	0-0	2	1	6
Tyrell Ward	28	2-7	4-8	7	3	9
Derek Fountain	19	1-5	4-4	4	0	6
Trae Hannibal	16	2-2	0-1	1	0	4
Mwani Wilkinson	13	1-3	0-0	1	0	3
Daimion Collins	1	0-0	0-0	1	0	0
Team	--	--	--	3	--	--
TOTAL	225	29-71	21-31	43	7	86

Wake Forest	Min	FG	FT	R	A	TP
Hunter Sallis*	45	9-16	0-0	4	1	22
Kevin Miller*	36	5-11	8-8	3	8	19
Cameron Hildreth*	44	5-12	6-6	9	3	18
Andrew Carr*	43	7-16	2-4	9	2	17
Zach Keller*	21	0-1	0-0	3	1	0
Marqus Marion	26	2-2	0-2	5	0	4
Parker Friedrichsen	9	0-2	0-0	1	0	0
Abramo Canka	1	0-0	0-0	0	0	0
Team	--	--	--	5	--	--
TOTAL	225	28-60	16-20	39	15	80

Points from	WFU	LSU
Turnovers	12	16
Paint	32	38
Second Chance	9	8
Fast Breaks	9	8
Bench	4	22

Period by Period Scoring	First	Second	Overtime	Total
LSU	46	26	14	86
Wake Forest	36	36	8	80



GAME 6

CHARLESTON SOUTHERN
WAKE FOREST56
71

NOV. 24 - LJVM COLISEUM - ACCNX

Charleston Southern	Min	FG	FT	R	A	TP
DJ Patrick	34	6-13	0-0	6	1	13
Taje Kelly	31	4-13	4-6	11	2	12
RJ Johnson	33	0-7	7-8	0	4	7
Reginald Duhart Jr.	27	2-3	1-2	5	0	6
Louis Hutchinson	23	1-2	0-0	0	0	3
A'lahn Sumler	22	4-6	0-0	1	1	10
Nobal Days	9	1-2	0-0	2	0	3
Gaddis Heath III	9	1-3	0-0	2	0	2
Jaiden Thompson	12	0-2	0-0	0	1	0
Team	--	--	--	3	--	--
TOTAL	200	19-51	12-16	30	9	56

Wake Forest	Min	FG	FT	R	A	TP
Cameron Hildreth*	36	6-9	8-8	7	3	21
Kevin Miller*	34	5-13	4-5	1	3	14
Hunter Sallis*	30	4-10	2-2	4	2	12
Andrew Carr*	21	2-7	7-8	10	1	12
Zach Keller*	17	2-4	1-2	1	0	5
Marqus Marion	27	1-1	2-2	4	0	5
Matthew Marsh	15	1-1	0-0	3	0	2
Aaron Clark	8	0-1	0-0	0	0	0
Parker Friedrichsen	8	0-2	0-0	0	0	0
Abramo Canka	4	0-0	0-0	0	0	0
Team	--	--	--	2	--	--
TOTAL	200	21-48	24-27	32	9	71

Points from	WFU	CSU
Turnovers	11	10
Paint	28	16
Second Chance	3	7
Fast Breaks	11	0
Bench	7	15

Period by Period Scoring	First	Second	Total
Charleston Southern	32	24	56
Wake Forest	28	43	71



GAME 7

FLORIDA
WAKE FOREST71
82

NOV. 29 - LJVM COLISEUM - ESPN2

Florida	Min	FG	FT	R	A	TP
Riley Kugel*	35	9-14	2-3	5	0	24
Zyon Pullin*	33	3-13	6-6	5	5	12
Tyrese Samuel*	32	5-9	1-2	8	1	12
Walter Clayton, Jr.*	27	3-11	5-6	3	2	12
Thomas Haugh*	22	1-2	0-0	6	1	3
Alex Condon	18	2-6	1-2	4	1	5
Will Richard	19	1-1	0-0	2	0	3
Denzel Aberdeen	10	0-4	0-0	0	1	0
Julian Rishwain	4	0-0	0-0	0	0	0
Team	--	--	--	0	--	--
TOTAL	200	24-60	15-19	33	11	71

Wake Forest	Min	FG	FT	R	A	TP
Hunter Sallis*	37	8-15	6-7	4	4	24
Andrew Carr*	38	8-13	3-3	6	2	22
Cameron Hildreth*	40	5-10	8-10	6	4	18
Kevin Miller*	28	4-11	3-6	3	1	11
Zach Keller*	21	0-3	0-2	4	0	0
Matthew Marsh	19	2-4	0-1	5	0	4
Parker Friedrichsen	15	1-1	0-0	0	1	3
Marqus Marion	2	0-0	0-0	0	0	0
Team	--	--	--	6	--	--
TOTAL	200	28-57	20-29	34	12	82

Points from	WFU	UF
Turnovers	22	14
Paint	34	28
Second Chance	9	6
Fast Breaks	6	4
Bench	7	8

Period by Period Scoring	First	Second	Total
Florida	36	35	71
Wake Forest	32	50	82



GAME 8

RUTGERS
WAKE FOREST57
76

DEC. 6 - LJVM COLISEUM - ACC NETWORK

Rutgers	Min	FG	FT	R	A	TP
Noah Fernandes*	32	4-13	4-4	2	2	13
Aundre Hyatt*	29	4-8	2-4	5	1	13
Clifford Omoruyi*	27	2-4	0-0	4	1	4
Derek Simpson*	18	2-7	0-0	2	0	4
Gavin Griffiths*	18	0-5	0-0	1	0	0
Oskar Palmquist	23	3-6	0-0	5	0	8
Antwone Woolfolk	13	2-2	2-2	2	0	6
Antonio Chol	4	2-4	0-0	0	0	5
Jamichael Davis	23	1-3	0-1	2	4	2
Austin Williams	13	1-4	0-0	2	0	2
Team	--	--	--	5	--	--
TOTAL	200	21-56	8-11	30	8	57

Wake Forest	Min	FG	FT	R	A	TP
Kevin Miller*	33	7-14	5-7	5	4	23
Cameron Hildreth*	38	5-12	2-2	2	6	12
Hunter Sallis*	38	4-11	1-2	2	2	11
Andrew Carr*	31	4-7	2-3	6	2	10
Zach Keller*	12	2-3	0-0	4	0	5
Efton Reid III	27	4-13	4-5	14	1	12
Parker Friedrichsen	12	1-2	0-0	1	1	3
Marqus Marion	9	0-1	0-0	3	0	0
Team	--	--	--	5	--	--
TOTAL	200	27-63	14-19	42	16	76

Points from	WFU	RU
Turnovers	21	9
Paint	32	18
Second Chance	21	6
Fast Breaks	6	2
Bench	15	23

Period by Period Scoring	First	Second	Total
Rutgers	31	26	57
Wake Forest	37	39	76


GAME 9
NJIT
WAKE FOREST
59
83

DEC. 9 - LJVM COLISEUM - ACC NETWORK

NJIT	Min	FG	FT	R	A	TP
Adam Hess*	35	6-16	1-1	2	1	15
Elijah Buchanan*	28	4-13	2-2	5	2	11
Kjell de Graaf*	22	3-4	2-2	6	0	9
Mekhi Gray*	38	2-7	2-2	5	1	7
Sebastian Robinson*	21	1-4	0-0	4	3	2
Jeffrey Akintolu	11	2-2	0-0	4	0	5
Tariq Francis	22	2-7	0-0	3	1	4
Daniel Schreier	17	2-3	0-0	1	0	4
Jalen Robinson	1	1-2	0-0	0	0	2
Justin Anderson	1	0-0	0-0	0	0	0
Isaac Hester	1	0-0	0-0	0	0	0
Jake Goldberg	1	0-1	0-0	0	0	0
Eyal Nankin	1	0-0	0-0	0	0	0
JJ Chaikovsky	1	0-0	0-0	0	0	0
Team	--	--	--	0	--	--
TOTAL	200	23-59	7-7	30	8	59

Wake Forest	Min	FG	FT	R	A	TP
Kevin Miller*	33	7-12	1-2	5	6	15
Hunter Sallis*	37	5-14	4-6	1	3	14
Andrew Carr*	30	6-8	0-0	5	1	12
Cameron Hildreth*	23	4-6	3-5	6	1	12
Zach Keller*	19	2-5	0-0	6	0	6
Parker Friedrichsen	26	6-7	2-3	0	1	19
Matthew Marsh	5	1-1	0-0	1	0	3
Kevin Dunn	1	1-1	0-0	1	0	2
Efton Reid III	14	0-3	0-0	3	0	0
Marqus Marion	9	0-0	0-0	2	0	0
Vincent Ricchiuti	1	0-0	0-0	0	0	0
Will Underwood	1	0-0	0-0	0	0	0
Owen Kmetz	1	0-0	0-0	0	1	0
Team	--	--	--	3	--	--
TOTAL	200	32-57	10-16	33	13	83

Points from	WFU	NJIT
Turnovers	12	15
Paint	42	20
Second Chance	9	11
Fast Breaks	19	2
Bench	24	15

Period by Period Scoring	First	Second	Total
NJIT	32	27	59
Wake Forest	38	45	83


GAME 11
PRESBYTERIAN
WAKE FOREST
68
91

DEC. 21 - LJVM COLISEUM - ACCNX

Presbyterian	Min	FG	FT	R	A	TP
Samage Teel*	28	6-13	2-2	4	0	17
Jamahi Harvey*	24	5-13	2-2	0	0	14
Marquis Barnett*	29	3-5	0-0	4	3	6
Kaleb Scott*	15	2-3	1-2	4	0	5
Trevon Reddish-Rhone*	21	0-2	2-2	2	1	2
Kobe Stewart	21	3-7	0-0	1	1	8
Crosby James	14	2-5	1-1	0	0	6
Kory Mincy	12	2-4	2-3	1	1	6
Jonah Pierce	25	1-4	2-4	8	0	4
Carl Parrish	8	0-1	0-0	1	1	0
Henderson Williams	2	0-0	0-0	0	0	0
AJ Shaw	1	0-0	0-0	0	0	0
Team	--	--	--	7	--	--
TOTAL	200	24-57	12-16	32	7	68

Wake Forest	Min	FG	FT	R	A	TP
Andrew Carr*	33	7-11	5-5	9	1	21
Hunter Sallis*	36	9-12	1-2	3	1	20
Kevin Miller*	29	6-9	4-4	1	7	19
Efton Reid III*	33	5-9	4-4	8	0	14
Cameron Hildreth*	29	2-6	7-8	2	3	11
Parker Friedrichsen	20	2-5	0-0	2	1	6
Marqus Marion	6	0-0	0-0	0	0	0
Zach Keller	6	0-1	0-0	0	0	0
Vincent Ricchiuti	2	0-1	0-0	0	0	0
Will Underwood	2	0-1	0-0	0	0	0
Owen Kmetz	2	0-0	0-0	1	0	0
Abramo Canka	1	0-1	0-0	0	0	0
Kevin Dunn	1	0-0	0-0	0	0	0
Team	--	--	--	2	--	--
TOTAL	200	31-56	21-23	28	13	91

Points from	WFU	PC
Turnovers	26	5
Paint	38	22
Second Chance	6	7
Fast Breaks	9	11
Bench	6	24

Period by Period Scoring	First	Second	Total
Presbyterian	37	31	68
Wake Forest	40	51	91


GAME 10
DELAWARE STATE
WAKE FOREST
59
88

DEC. 18 - LJVM COLISEUM - ACC NETWORK

Delaware State	Min	FG	FT	R	A	TP
Martaz Robinson*	37	6-15	3-6	8	2	15
Jevin Muniz*	34	3-7	4-4	5	2	12
Deywik Tavaraz*	32	4-11	0-0	5	6	9
Raymond Somerville*	29	4-7	0-0	2	0	8
Alston Andrews*	12	2-5	0-0	1	0	4
Wesley Oba	21	2-4	0-0	5	0	4
Dean Shepherd	3	1-1	1-1	1	0	3
Brandon Stone	11	1-3	0-0	0	0	2
Cameron Stitt	7	1-3	0-0	2	0	2
Khyrie Staten	10	0-2	0-0	0	0	0
Kyle Johnson	1	0-0	0-0	0	0	0
Ricky Deadwyler III	1	0-0	0-0	0	0	0
Elias Walker	1	0-1	0-0	0	0	0
Caleb Surgers	1	0-0	0-2	1	0	0
Team	--	--	--	4	--	--
TOTAL	200	24-59	8-13	34	10	59

Wake Forest	Min	FG	FT	R	A	TP
Hunter Sallis*	28	6-15	6-7	2	3	19
Kevin Miller*	31	6-12	4-6	1	5	17
Andrew Carr*	25	6-7	2-3	11	0	15
Cameron Hildreth*	28	4-8	4-6	1	4	14
Zach Keller*	14	1-1	0-0	3	0	2
Parker Friedrichsen	24	4-8	0-0	3	1	12
Marqus Marion	14	1-2	2-2	2	0	4
Vincent Ricchiuti	1	1-1	0-0	0	0	3
Efton Reid III	22	0-4	2-3	7	1	2
Matthew Marsh	5	0-0	0-0	1	1	0
Abramo Canka	4	0-1	0-0	1	0	0
Aaron Clark	3	0-2	0-0	0	0	0
Will Underwood	1	0-0	0-0	1	0	0
Team	--	--	--	3	--	--
TOTAL	200	29-61	20-27	36	15	88

Points from	WFU	DSU
Turnovers	24	9
Paint	34	20
Second Chance	19	2
Fast Breaks	8	7
Bench	21	11

Period by Period Scoring	First	Second	Total
Delaware State	32	27	59
Wake Forest	42	46	88


GAME 12
VIRGINIA TECH
WAKE FOREST
63
86

DEC. 30 - LJVM COLISEUM - ESPN2

Virginia Tech	Min	FG	FT	R	A	TP
Hunter Cattoor*	32	5-7	3-3	6	2	14
Lynn Kidd*	29	7-15	0-0	5	3	14
Sean Pedulla*	19	2-8	0-0	2	2	5
Mekhi Long*	19	2-3	1-4	5	0	5
MJ Collins*	20	0-3	0-0	2	0	0
Tyler Nickel	29	2-4	6-7	2	1	11
Robbie Beran	17	3-6	0-0	2	2	8
Brandon Rechsteiner	21	2-3	0-0	4	1	4
Mylyjael Poteat	7	1-2	0-0	1	0	2
Patrick Wessler	4	0-1	0-0	0	0	0
Jaydon Young	3	0-0	0-0	1	1	0
Team	--	--	--	2	--	--
TOTAL	200	24-52	10-14	32	12	63

Wake Forest	Min	FG	FT	R	A	TP
Hunter Sallis*	34	8-14	2-4	9	1	20
Andrew Carr*	29	4-9	7-7	8	0	15
Kevin Miller*	31	4-14	6-6	2	2	14
Cameron Hildreth*	31	5-12	2-2	2	1	14
Efton Reid III*	20	5-9	2-2	8	2	13
Parker Friedrichsen	21	1-3	0-0	0	0	3
Vincent Ricchiuti	1	1-2	0-0	0	0	3
Zach Keller	20	1-3	0-0	1	2	2
Marqus Marion	11	1-2	0-0	4	0	2
Abramo Canka	1	0-0	0-0	1	1	0
Will Underwood	1	0-0	0-0	0	0	0
Team	--	--	--	2	--	--
TOTAL	200	30-68	19-21	37	9	86

Points from	WFU	FSU
Turnovers	23	7
Paint	36	30
Second Chance	18	0
Fast Breaks	0	5
Bench	10	25

Period by Period Scoring	First	Second	Total
Florida State	24	39	63
Wake Forest	44	42	86


GAME 13
WAKE FOREST
BOSTON COLLEGE
84
78
JAN. 2 - CONTE FORUM - ACC NETWORK

Wake Forest	Min	FG	FT	R	A	TP
Hunter Sallis*	36	7-16	6-6	3	3	21
Cameron Hildreth*	38	7-10	1-2	2	1	18
Kevin Miller*	23	7-9	2-2	1	7	17
Efton Reid III*	29	5-9	3-3	14	1	13
Andrew Carr*	32	1-4	0-0	7	4	3
Parker Friedrichsen	23	3-6	0-0	2	0	9
Zach Keller	14	1-4	0-0	5	1	3
Marqus Marion	5	0-0	0-0	0	0	0
Team	--	--	--	1	--	--
TOTAL	200	31-58	12-13	35	17	84

Boston College	Min	FG	FT	R	A	TP
Quinten Post*	36	6-13	6-8	3	2	20
Devin McGlockton*	35	5-7	4-5	9	0	15
Claudell Harris, Jr.*	28	6-14	0-1	5	5	15
Jaeden Zackery*	36	3-10	2-2	1	2	9
Prince Alligbe*	22	3-5	0-0	6	1	6
Donald Hand, Jr.	15	2-5	2-4	1	0	7
Mason Madsen	15	2-6	0-0	2	1	5
Armani Mighty	4	0-2	1-2	2	0	1
Chas Kelley III	9	0-3	0-0	2	1	0
Team	--	--	--	3	--	--
TOTAL	200	27-65	15-22	34	12	78

Points from	BC	WFO
Turnovers	6	9
Paint	26	34
Second Chance	13	5
Fast Breaks	8	11
Bench	13	12

Period by Period Scoring	First	Second	Total
Wake Forest	36	48	84
Boston College	40	38	78


GAME 15
WAKE FOREST
FLORIDA STATE
82
87
JAN. 9 - TUCKER CENTER - ACC NETWORK

Wake Forest	Min	FG	FT	R	A	TP
Cameron Hildreth*	36	9-18	4-5	4	1	25
Kevin Miller*	37	7-16	6-6	8	5	21
Hunter Sallis*	33	4-8	0-0	2	2	10
Efton Reid III*	28	3-5	3-3	9	0	9
Andrew Carr*	27	1-4	2-4	5	1	4
Parker Friedrichsen	25	4-8	2-3	1	2	13
Zach Keller	10	0-0	0-0	0	0	0
Marqus Marion	4	0-0	0-0	0	0	0
Abramo Canka	0+	0-0	0-0	0	0	0
Team	--	--	--	5	--	--
TOTAL	200	28-59	17-21	34	11	82

Florida State	Min	FG	FT	R	A	TP
Jamir Watkins*	28	4-9	11-11	3	9	19
Darin Green, Jr.*	32	7-12	0-0	5	0	17
Baba Miller*	29	4-8	4-5	3	0	14
Jalen Warley*	21	0-4	6-8	4	3	6
De'Ante Green*	13	2-2	1-1	2	0	5
Cameron Corhen	17	3-5	1-1	2	0	7
Chandler Jackson	12	3-3	0-0	0	2	6
Taylor Bol Bowen	10	2-2	0-0	2	0	5
Josh Nickelberry	8	1-2	1-2	0	0	4
Primo Spears	21	1-6	0-0	1	1	2
Jaylan Gainey	9	1-2	0-2	2	0	2
Team	--	--	--	1	--	--
TOTAL	200	28-55	24-30	25	15	87

Points from	WFO	FSU
Turnovers	18	22
Paint	32	34
Second Chance	3	7
Fast Breaks	11	12
Bench	13	26

Period by Period Scoring	First	Second	Total
Wake Forest	41	41	82
Florida State	42	45	87


GAME 14
MIAMI
WAKE FOREST
82
86
JAN. 6 - LJVM COLISEUM - THE CW

Miami	Min	FG	FT	R	A	TP
Kyshawn George*	42	6-12	4-4	8	1	21
Norchad Omier*	41	8-15	4-4	13	1	20
Matthew Cleveland*	43	8-15	0-0	4	1	17
Nijel Pack*	41	6-17	0-0	2	4	15
Bensley Joseph*	27	1-9	3-4	5	3	6
AJ Casey	7	1-3	0-0	0	0	2
Christian Watson	22	0-0	1-2	4	0	1
Michael Nwoko	2	0-0	0-0	0	0	0
Team	--	--	--	4	--	--
TOTAL	225	30-71	12-14	40	10	82

Wake Forest	Min	FG	FT	R	A	TP
Kevin Miller*	38	10-19	4-6	2	1	27
Cameron Hildreth*	39	5-15	8-8	3	2	23
Hunter Sallis*	40	7-21	2-2	7	3	18
Andrew Carr*	40	3-6	1-3	8	5	7
Efton Reid III*	31	1-4	0-0	11	2	2
Parker Friedrichsen	18	2-6	0-0	2	0	6
Zach Keller	14	1-1	0-0	5	0	2
Marqus Marion	5	0-0	1-2	1	1	1
Team	--	--	--	4	--	--
TOTAL	225	29-72	16-21	43	14	86

Points from	Miami	WFO
Turnovers	6	13
Paint	26	28
Second Chance	24	12
Fast Breaks	7	9
Bench	3	9

Period by Period Scoring	First	Second	Overtime	Total
Miami	37	36	9	82
Wake Forest	44	29	13	86


GAME 16
VIRGINIA
WAKE FOREST
47
66
JAN. 13 - LJVM COLISEUM - ESPN2

Virginia	Min	FG	FT	R	A	TP
Reece Beekman*	30	3-12	2-2	2	4	10
Jordan Minor*	22	3-8	3-5	5	0	9
Isaac McKneely*	36	2-10	4-4	5	0	8
Ryan Dunn*	23	1-4	2-2	1	0	4
Jacob Groves*	17	1-4	0-0	4	1	3
Andrew Rohde	31	3-7	0-0	1	2	6
Leon Bond III	21	2-7	0-2	4	0	4
Taine Murray	10	1-1	0-0	1	1	3
Blake Buchanan	8	0-3	0-0	1	0	0
Elijah Gertrude	2	0-1	0-0	0	1	0
Team	--	--	--	3	--	--
TOTAL	200	16-57	11-15	27	9	47

Wake Forest	Min	FG	FT	R	A	TP
Hunter Sallis*	35	8-13	0-0	9	2	21
Kevin Miller*	38	5-10	3-3	0	7	14
Andrew Carr*	35	4-9	3-4	12	0	12
Efton Reid III*	32	4-6	0-0	8	1	9
Cameron Hildreth*	35	3-11	0-0	4	2	7
Parker Friedrichsen	12	1-1	0-0	1	1	3
Zach Keller	11	0-0	0-0	4	0	0
Marqus Marion	2	0-0	0-0	0	0	0
Team	--	--	--	2	--	--
TOTAL	200	25-50	6-7	40	13	66

Points from	UVA	WFO
Turnovers	16	5
Paint	10	28
Second Chance	5	5
Fast Breaks	4	4
Bench	13	3

Period by Period Scoring	First	Second	Total
Virginia	21	26	47
Wake Forest	27	39	66



GAME 17 WAKE FOREST NC STATE

76
83

JAN. 16 - PNC ARENA - ACC NETWORK

Wake Forest	Min	FG	FT	R	A	TP
Andrew Carr*	39	10-13	5-9	4	0	28
Kevin Miller*	37	3-12	15-15	3	4	21
Hunter Sallis*	28	4-9	2-2	7	1	12
Efton Reid III*	22	3-6	0-1	7	1	7
Cameron Hildreth*	36	3-13	0-1	6	3	6
Parker Friedrichsen	18	1-3	0-0	0	1	2
Matthew Marsh	17	0-0	0-0	2	0	0
Zach Keller	2	0-0	0-0	0	0	0
Abramo Canka	1	0-0	0-0	0	0	0
Team	--	--	--	3	--	--
TOTAL	200	24-56	22-28	32	10	76

NC State	Min	FG	FT	R	A	TP
DJ Horn*	31	9-19	3-3	3	2	21
Jayden Taylor*	33	2-6	8-10	5	1	12
D.J. Burns Jr.*	19	5-9	0-1	2	2	10
Casey Morsell*	33	2-6	4-4	0	0	8
Dennis Parker Jr.*	15	1-2	0-2	2	0	2
Ben Middlebrooks	20	5-5	4-4	6	0	14
Mohamed Diarra	25	3-4	2-4	13	0	8
Michael O'Connell	19	1-2	4-5	0	1	6
Kam Woods	5	1-1	0-0	1	0	2
Team	--	--	--	2	--	--
TOTAL	200	29-54	25-33	34	6	83

Points from	WFU	NCST
Turnovers	12	14
Paint	30	50
Second Chance	12	9
Fast Breaks	17	13
Bench	2	30

Period by Period Scoring	First	Second	Total
Wake Forest	45	31	76
NC State	35	48	83



GAME 18 LOUISVILLE WAKE FOREST

65
90

JAN. 20 - LJVM COLISEUM - EPSNU

Louisville	Min	FG	FT	R	A	TP
Tre White*	34	7-8	2-2	6	1	17
Mike James*	28	7-13	2-2	4	0	16
Brandon Huntley-Hartfield*	29	6-11	0-0	5	1	12
Sky Clark*	25	1-6	0-0	1	6	2
Alexander Payne*	18	0-0	0-0	0	0	0
Kaleb Glenn	15	3-5	0-0	4	1	6
Danilo Jovanovich	9	2-3	1-1	1	0	5
Curtis Williams	21	1-6	1-2	0	0	4
Ty-Laur Johnson	16	0-4	3-4	3	3	3
Hercy Miller	4	0-3	0-0	0	0	0
Aidan McCool	1	0-0	0-0	0	0	0
Team	--	--	--	2	--	--
TOTAL	200	27-59	9-11	26	12	65

Wake Forest	Min	FG	FT	R	A	TP
Hunter Sallis*	32	7-13	0-0	5	5	19
Andrew Carr*	28	6-12	3-4	3	3	18
Kevin Miller*	32	3-7	4-4	2	3	11
Efton Reid III*	30	4-6	2-2	7	1	11
Cameron Hildreth*	33	3-9	1-2	11	6	8
Damari Monsanto	11	4-6	0-0	3	1	12
Parker Friedrichsen	20	3-5	0-0	1	1	9
Zach Keller	9	1-3	0-0	1	0	2
Aaron Clark	1	0-0	0-0	0	0	0
Vincent Ricciuti	1	0-0	0-0	0	0	0
Kevin Dunn	1	0-1	0-0	0	0	0
Will Underwood	1	0-0	0-0	1	0	0
Owen Kmetz	1	0-0	0-0	0	0	0
Team	--	--	--	2	--	--
TOTAL	200	31-62	10-12	36	20	90

Points from	LOU	WFU
Turnovers	9	10
Paint	36	18
Second Chance	6	8
Fast Breaks	9	9
Bench	18	23

Period by Period Scoring	First	Second	Total
Louisville	33	32	65
Wake Forest	48	42	90



GAME 19 WAKE FOREST NORTH CAROLINA

64
85

JAN. 22 - DEAN DOME - EPSN

Wake Forest	Min	FG	FT	R	A	TP
Hunter Sallis*	38	6-13	6-10	3	1	18
Andrew Carr*	31	3-6	8-9	5	0	14
Cameron Hildreth*	30	5-12	0-0	7	1	10
Efton Reid III*	32	2-7	4-4	7	0	8
Kevin Miller*	31	2-12	1-2	1	1	5
Damari Monsanto	15	2-7	0-0	2	0	6
Parker Friedrichsen	15	1-2	0-0	1	0	3
Zach Keller	8	0-0	0-0	1	0	0
Team	--	--	--	3	--	--
TOTAL	200	21-59	19-25	30	3	64

North Carolina	Min	FG	FT	R	A	TP
RJ Davis*	37	14-23	4-5	4	2	36
Elliot Cadeau*	28	7-12	0-1	3	3	14
Cormac Ryan*	29	3-8	4-4	3	1	11
Harrison Ingram*	30	4-7	2-4	14	1	10
Armando Bacot*	35	2-6	1-2	7	0	5
Jae'Lyn Withers	17	0-1	5-6	7	1	5
Jalen Washington	5	2-2	0-0	1	0	4
Seth Trimble	15	0-1	0-0	0	0	0
Paxton Wojcik	4	0-1	0-0	1	0	0
Team	--	--	--	3	--	--
TOTAL	200	32-61	16-22	43	8	85

Points from	WFU	UNC
Turnovers	7	10
Paint	30	48
Second Chance	6	4
Fast Breaks	1	15
Bench	9	9

Period by Period Scoring	First	Second	Total
Wake Forest	34	30	64
North Carolina	33	52	85



GAME 20 WAKE FOREST PITT

72
77

JAN. 31 - PETERSEN CENTER - ACC NETWORK

Wake Forest	Min	FG	FT	R	A	TP
Hunter Sallis*	37	9-20	2-2	6	3	22
Efton Reid III*	38	7-11	0-0	10	2	14
Kevin Miller*	30	4-8	3-4	1	1	11
Andrew Carr*	33	4-8	0-0	3	1	10
Cameron Hildreth*	33	2-5	0-0	7	1	4
Damari Monsanto	9	1-1	3-3	2	1	6
Parker Friedrichsen	16	1-6	2-3	2	0	5
Zach Keller	4	0-1	0-0	1	0	0
Abramo Canka	0+	0-0	0-0	0	0	0
Team	--	--	--	3	--	--
TOTAL	200	28-60	10-12	35	9	72

Pitt	Min	FG	FT	R	A	TP
Carlton Carrington*	40	7-15	8-9	5	4	24
Blake Hinson*	36	6-10	3-4	2	0	17
Jaland Lowe*	36	1-8	4-4	4	1	6
Federiko Federiko*	30	2-6	2-3	7	0	6
Zack Austin*	13	0-1	0-0	1	0	0
Ishmael Leggett	31	9-16	0-1	5	2	22
William Jeffress	12	1-1	0-0	2	0	2
Guillermo Diaz Graham	2	0-0	0-0	0	0	0
Team	--	--	--	3	--	--
TOTAL	200	26-57	17-21	29	7	77

Points from	WFU	Pitt
Turnovers	9	14
Paint	38	22
Second Chance	9	10
Fast Breaks	5	9
Bench	11	24

Period by Period Scoring	First	Second	Total
Wake Forest	37	35	72
Pitt	27	50	77


GAME 21
SYRACUSE
WAKE FOREST
70
99

FEB. 3 - LJVM COLISEUM - THE CW

Syracuse	Min	FG	FT	R	A	TP
JJ Starling*	38	6-10	1-1	1	1	15
Judah Mintz*	33	5-9	2-5	1	6	13
Justin Taylor*	14	4-10	0-0	0	0	10
Chris Bell*	25	2-9	4-4	0	0	8
Maliq Brown*	29	1-4	0-0	8	0	2
Quadir Copeland	20	4-8	2-4	2	0	11
Benny Williams	24	2-9	3-3	8	4	7
Kyle Cuffe, Jr.	6	1-2	0-0	0	1	3
Peter Carey	11	0-1	1-2	2	0	1
Team	--	--	--	1	--	--
TOTAL	200	25-62	13-19	23	12	70

Wake Forest	Min	FG	FT	R	A	TP
Hunter Sallis*	34	7-9	6-8	3	5	24
Kevin Miller*	32	10-14	1-2	5	3	21
Andrew Carr*	28	5-7	4-4	3	2	16
Cameron Hildreth*	32	5-7	2-6	12	2	13
Efton Reid III*	25	2-4	4-4	8	2	8
Parker Friedrichsen	18	2-3	0-0	2	0	6
Damari Monsanto	13	2-5	0-0	0	2	6
Abramo Canka	3	1-1	0-0	0	0	3
Matthew Marsh	13	1-1	0-0	2	0	2
Marqus Marion	1	0-0	0-0	0	0	0
Aaron Clark	1	0-2	0-0	0	0	0
Team	--	--	--	1	--	--
TOTAL	200	33-53	17-24	36	16	99

Points from	SYR	WFU
Turnovers	21	12
Paint	26	40
Second Chance	11	9
Fast Breaks	17	22
Bench	22	17

Period by Period Scoring	First	Second	Total
Syracuse	28	42	70
Wake Forest	42	57	99


GAME 23
NC STATE
WAKE FOREST
79
83

FEB. 10 - LJVM COLISEUM - ACC NETWORK

NC State	Min	FG	FT	R	A	TP
DJ Horne*	36	13-21	1-1	3	1	31
D.J. Burns, Jr.*	29	6-13	2-3	4	0	14
Casey Morsell*	29	3-8	3-4	0	3	9
Jayden Taylor*	35	3-15	0-0	6	5	7
Michael O'Connell*	11	1-1	0-0	3	1	2
Mohamed Diarra	33	5-5	1-2	12	3	13
Dennis Parker, Jr.	7	1-2	1-1	0	0	3
Ben Middlebrooks	11	0-0	0-0	2	0	0
Breon Pass	5	0-0	0-0	0	1	0
Ernest Ross	4	0-0	0-0	1	0	0
Team	--	--	--	4	--	--
TOTAL	200	32-65	8-11	35	14	79

Wake Forest	Min	FG	FT	R	A	TP
Hunter Sallis*	36	12-17	5-5	6	2	33
Andrew Carr*	35	6-12	1-1	7	1	15
Cameron Hildreth*	34	3-10	4-5	3	2	10
Kevin Miller*	32	3-9	4-6	1	6	10
Efton Reid III*	24	3-4	3-4	5	0	9
Parker Friedrichsen	18	2-5	0-0	2	0	6
Matthew Marsh	13	0-1	0-0	6	0	0
Damari Monsanto	8	0-2	0-0	0	0	0
Team	--	--	--	2	--	--
TOTAL	200	29-60	17-21	32	11	83

Points from	NCST	WFU
Turnovers	7	6
Paint	36	38
Second Chance	7	6
Fast Breaks	15	8
Bench	16	6

Period by Period Scoring	First	Second	Total
NC State	45	34	79
Wake Forest	39	44	83


GAME 22
WAKE FOREST
GEORGIA TECH
80
51

FEB. 6 - MCCAMISH PAVILION - ESPN

Wake Forest	Min	FG	FT	R	A	TP
Cameron Hildreth*	30	5-8	7-7	3	4	17
Andrew Carr*	30	4-10	4-4	10	3	13
Kevin Miller*	28	4-8	4-4	4	3	13
Hunter Sallis*	33	5-12	0-0	2	3	10
Efton Reid III*	29	5-9	0-0	7	3	10
Damari Monsanto	15	3-7	2-2	3	1	11
Parker Friedrichsen	14	1-4	0-0	0	0	2
Matthew Marsh	8	1-2	0-0	4	0	2
Abramo Canka	4	1-2	0-0	0	0	2
Marqus Marion	3	0-0	0-0	0	0	0
Aaron Clark	3	0-1	0-0	0	0	0
Zach Keller	3	0-0	0-0	1	0	0
Team	--	--	--	8	--	--
TOTAL	200	29-63	17-17	42	17	80

Georgia Tech	Min	FG	FT	R	A	TP
Baye Ndongo*	33	6-10	2-4	6	0	14
Naithan George*	33	4-13	3-3	5	7	12
Kowacie Reeves Jr.*	20	1-9	0-0	5	3	3
Miles Kelly*	23	0-5	0-0	5	1	0
Ebenezer Dowuona*	5	0-0	0-0	1	0	0
Tafara Gapare	24	2-9	4-4	5	0	8
Amaree Abram	10	2-5	1-2	0	1	5
Tyzaun Claude	15	1-2	2-4	2	0	4
Kyle Sturdivant	18	1-4	0-0	1	0	3
Ibrahima Sacko	7	0-1	2-2	0	0	2
Dallan Coleman	6	0-0	0-0	0	0	0
Carter Murphy	6	0-2	0-0	0	0	0
Team	--	--	--	1	--	--
TOTAL	200	17-60	14-19	31	12	51

Points from	WFU	GT
Turnovers	8	7
Paint	46	24
Second Chance	11	3
Fast Breaks	13	5
Bench	17	22

Period by Period Scoring	First	Second	Total
Wake Forest	46	34	80
Georgia Tech	20	31	51


GAME 24
WAKE FOREST
NO. 9 DUKE
69
77

FEB. 12 - CAMERON INDOOR - ESPN

Wake Forest	Min	FG	FT	R	A	TP
Hunter Sallis*	38	10-20	0-2	5	4	22
Andrew Carr*	29	6-9	0-0	5	1	12
Efton Reid III*	15	3-6	2-2	4	3	8
Cameron Hildreth*	33	1-9	4-6	6	0	6
Kevin Miller*	26	1-7	1-1	7	3	3
Parker Friedrichsen	23	3-6	2-2	1	0	10
Damari Monsanto	23	2-10	0-0	4	0	6
Matthew Marsh	13	1-2	0-0	3	0	2
Team	--	--	--	2	--	--
TOTAL	200	27-69	9-13	37	11	69

Duke	Min	FG	FT	R	A	TP
Mark Mitchell*	38	9-14	4-8	8	0	23
Kyle Filipowski*	38	8-14	4-7	10	2	21
Jared McCain*	38	4-10	6-6	10	4	17
Jeremy Roach*	30	5-8	0-0	2	5	12
Tyrese Proctor*	25	0-5	0-0	4	2	0
Caleb Foster	26	0-4	4-4	0	1	4
Sean Stewart	2	0-0	0-0	1	0	0
Ryan Young	2	0-0	0-0	1	0	0
Jaylen Blakes	1	0-0	0-0	0	0	0
TJ Power	0+	0-0	0-0	0	0	0
Team	--	--	--	5	--	--
TOTAL	200	26-55	18-25	41	14	77

Points from	WFU	Duke
Turnovers	15	5
Paint	40	32
Second Chance	12	6
Fast Breaks	9	7
Bench	18	4

Period by Period Scoring	First	Second	Total
Wake Forest	27	42	69
Duke	29	48	77


GAME 25
WAKE FOREST
NO. 21 VIRGINIA
47
49

FEB. 17 - JPJ ARENA - ESPN2

Wake Forest	Min	FG	FT	R	A	TP
Hunter Sallis*	37	5-10	0-0	3	1	12
Efton Reid III*	37	5-11	0-0	12	2	10
Kevin Miller*	28	3-8	2-2	1	2	9
Cameron Hildreth*	31	2-10	0-1	5	4	4
Andrew Carr*	23	1-7	2-2	8	0	4
Parker Friedrichsen	24	2-5	0-0	2	1	5
Damari Monsanto	17	1-4	0-0	6	1	3
Matthew Marsh	3	0-0	0-0	0	0	0
Team	--	--	--	1	--	--
TOTAL	200	19-55	4-5	38	11	47

Virginia	Min	FG	FT	R	A	TP
Reece Beekman*	33	9-16	0-1	6	4	20
Isaac McKneely*	36	5-12	1-2	2	0	12
Ryan Dunn*	32	3-8	0-3	9	1	6
Andrew Rohde*	27	1-6	0-0	2	4	3
Jordan Minor*	20	0-1	0-2	4	0	0
Blake Buchanan	20	3-7	0-3	7	0	6
Dante Harris	12	1-2	0-0	1	0	2
Jacob Groves	15	0-2	0-0	1	2	0
Taine Murray	5	0-0	0-0	1	0	0
Team	--	--	--	3	--	--
TOTAL	200	22-54	1-11	36	11	49

Points from	WFU	UVA
Turnovers	9	13
Paint	24	26
Second Chance	8	7
Fast Breaks	7	2
Bench	8	8

Period by Period Scoring	First	Second	Total
Wake Forest	22	25	47
Virginia	21	28	49


GAME 26
PITT
WAKE FOREST
58
91

FEB. 20 - LJVM COLISEUM - ACC NETWORK

Pitt	Min	FG	FT	R	A	TP
Jaland Lowe*	34	4-13	2-2	4	4	12
Blake Hinson*	31	3-10	3-5	7	1	10
Carlton Carrington*	33	3-13	1-2	3	2	9
Zack Austin*	23	1-9	3-4	3	0	5
Federiko Federiko*	17	1-1	1-2	1	0	3
Ishmael Leggett	30	5-10	2-2	3	1	15
Guillermo Diaz Graham	21	1-4	1-2	8	1	4
William Jeffress	9	0-1	0-0	0	0	0
KJ Marshall	2	0-1	0-0	0	0	0
Team	--	--	0-0	0	--	--
TOTAL	200	18-62	13-19	29	9	58

Wake Forest	Min	FG	FT	R	A	TP
Kevin Miller*	31	7-12	2-2	3	2	18
Hunter Sallis*	31	5-8	4-4	4	5	17
Cameron Hildreth*	34	3-4	7-8	5	5	13
Efton Reid III*	17	5-6	2-2	5	3	12
Andrew Carr*	31	3-7	3-3	8	2	10
Parker Friedrichsen	19	3-4	0-0	1	0	9
Matthew Marsh	13	3-3	1-1	5	0	7
Damari Monsanto	14	1-4	0-0	3	1	3
Marqus Marion	2	1-1	0-0	1	0	2
Abramo Canka	4	0-1	0-0	0	0	0
Aaron Clark	2	0-1	0-0	1	0	0
Zach Keller	2	0-0	0-0	1	0	0
Team	--	--	--	2	--	--
TOTAL	200	31-51	19-20	39	18	91

Points from	Pitt	WFU
Turnovers	10	12
Paint	10	38
Second Chance	18	11
Fast Breaks	3	12
Bench	19	21

Period by Period Scoring	First	Second	Total
Pitt	33	25	58
Wake Forest	45	46	91


GAME 27
DUKE
WAKE FOREST
79
83

FEB. 24 - LJVM COLISEUM - ESPN

Duke	Min	FG	FT	R	A	TP
Kyle Filipowski*	38	6-13	4-4	8	5	17
Jeremy Roach*	28	6-8	3-3	3	2	16
Jared McCain*	36	4-7	4-4	5	1	15
Caleb Foster*	23	3-5	0-0	3	1	8
Mark Mitchell*	27	2-5	2-5	4	0	6
Tyrese Proctor	31	5-10	0-0	1	3	14
Ryan Young	12	0-0	3-4	3	0	3
Jaylen Blakes	3	0-1	0-0	0	0	0
Sean Stewart	2	0-0	0-0	0	0	0
Team	--	--	--	1	--	--
TOTAL	200	26-49	16-20	28	12	79

Wake Forest	Min	FG	FT	R	A	TP
Hunter Sallis*	39	11-13	2-2	6	1	29
Andrew Carr*	34	8-14	1-2	1	4	18
Kevin Miller*	33	4-8	5-7	1	5	15
Cameron Hildreth*	35	2-5	7-8	4	1	12
Efton Reid III*	33	3-5	0-1	3	3	6
Matthew Marsh	7	1-1	0-0	0	0	2
Parker Friedrichsen	13	0-1	1-2	0	0	1
Damari Monsanto	6	0-1	0-0	0	0	0
Team	--	--	--	5	--	--
TOTAL	200	29-48	16-22	20	14	83

Points from	Duke	WFU
Turnovers	8	14
Paint	26	26
Second Chance	13	5
Fast Breaks	3	2
Bench	17	3

Period by Period Scoring	First	Second	Total
Duke	38	41	79
Wake Forest	36	47	83


GAME 28
WAKE FOREST
NOTRE DAME
65
70

FEB. 27 - PURCELL PAVILION - ACC NETWORK

Wake Forest	Min	FG	FT	R	A	TP
Kevin Miller*	39	7-16	1-2	3	5	16
Cameron Hildreth*	33	6-12	1-1	8	0	15
Andrew Carr*	36	5-9	0-0	4	1	12
Efton Reid III*	30	4-5	4-5	10	1	12
Hunter Sallis*	38	2-11	2-2	5	4	7
Damari Monsanto	4	1-3	0-0	1	0	3
Parker Friedrichsen	10	0-2	0-0	1	0	0
Matthew Marsh	10	0-1	0-0	4	0	0
Team	--	--	--	2	--	--
TOTAL	200	25-59	8-10	38	11	65

Notre Dame	Min	FG	FT	R	A	TP
Markus Burton*	36	9-15	11-11	3	3	31
Carey Booth*	34	4-13	4-5	5	2	15
Braeden Shrewsberry*	35	3-13	3-4	4	1	11
Tae Davis*	23	5-10	1-2	6	0	11
Kebba Njie*	25	1-3	0-0	3	1	2
Logan Imes	20	0-2	0-0	0	0	0
Matt Zoma	14	0-1	0-0	6	0	0
Julian Roper II	13	0-1	0-0	4	1	0
Team	--	--	--	2	--	--
TOTAL	200	22-58	19-22	33	8	70

Points from	WFU	ND
Turnovers	7	13
Paint	26	26
Second Chance	7	6
Fast Breaks	6	10
Bench	3	0

Period by Period Scoring	First	Second	Total
Wake Forest	43	22	65
Notre Dame	38	32	70


GAME 29
WAKE FOREST
VIRGINIA TECH
76
87
MARCH 2 - CASSELL COLISEUM - THE CW

Wake Forest	Min	FG	FT	R	A	TP
Kevin Miller*	35	8-15	3-4	5	6	21
Efton Reid III*	37	6-9	0-0	9	2	13
Cameron Hildreth*	31	4-7	2-3	3	4	12
Hunter Sallis*	30	5-12	0-0	5	2	11
Andrew Carr*	28	2-7	2-2	3	1	7
Parker Friedrichsen	27	4-8	0-0	1	1	12
Marqus Marion	9	0-0	0-2	1	0	0
Matthew Marsh	3	0-0	0-0	0	0	0
Team	--	--	--	2	--	--
TOTAL	200	29-58	7-11	29	16	76

Virginia Tech	Min	FG	FT	R	A	TP
Hunter Cattoor*	37	9-15	3-4	3	2	26
Lynn Kidd*	26	9-11	3-4	9	3	21
Sean Pedulla*	36	6-12	0-0	4	6	15
MJ Collins*	34	5-7	0-1	1	5	11
Robbie Beran*	38	3-4	2-2	5	1	8
Mylyjael Poteat	14	2-4	2-3	0	1	6
Tyler Nickel	15	0-4	0-0	4	2	0
Team	--	--	--	1	--	--
TOTAL	200	34-57	10-14	27	20	87

Points from	WFU	VT
Turnovers	13	16
Paint	34	42
Second Chance	5	7
Fast Breaks	2	4
Bench	12	6

Period by Period Scoring	First	Second	Total
Wake Forest	46	30	76
Virginia Tech	37	50	87


GAME 30
GEORGIA TECH
WAKE FOREST
70
69
MARCH 5 - LJVM COLISEUM - ACC NETWORK

Georgia Tech	Min	FG	FT	R	A	TP
Miles Kelly*	35	7-11	0-0	3	2	19
Naithan George*	35	8-14	0-0	3	3	16
Tafara Gapare*	28	4-10	2-2	6	2	11
Baye Ndogo*	30	4-8	0-0	11	1	9
Kowacie Reeves Jr.*	31	3-5	0-0	2	2	8
Kyle Sturdivant	12	1-2	0-0	0	0	3
Tyzaun Claude	20	1-1	0-0	4	2	2
Dallan Coleman	9	1-3	0-0	1	0	2
Team	--	--	--	4	--	--
TOTAL	200	29-54	2-2	34	12	70

Wake Forest	Min	FG	FT	R	A	TP
Hunter Sallis*	38	8-19	6-7	4	3	22
Cameron Hildreth*	37	6-11	4-4	2	1	17
Kevin Miller*	31	3-11	4-5	2	2	12
Efton Reid III*	31	5-8	0-0	6	0	11
Andrew Carr*	34	2-6	2-2	4	2	6
Matthew Marsh	9	0-0	1-2	0	0	1
Parker Friedrichsen	15	0-2	0-0	0	0	0
Marqus Marion	5	0-0	0-0	1	0	0
Team	--	--	--	6	--	--
TOTAL	200	24-57	17-20	25	8	69

Points from	GT	WFU
Turnovers	9	15
Paint	22	38
Second Chance	13	6
Fast Breaks	6	6
Bench	7	1

Period by Period Scoring	First	Second	Total
Georgia Tech	40	30	70
Wake Forest	26	43	69

2023-24 SEASON STATS

Game Records

Record	Overall	Home	Away	Neutral
ALL GAMES	18-12	15-1	2-9	1-2
CONFERENCE	10-9	8-1	2-8	0-0
NON-CONFERENCE	8-3	7-0	0-1	1-2

Score by Periods

Team	1st	2nd	OT	TOT
Wake Forest	1136	1201	21	2358
Opponents	1026	1060	23	2109

Team Box Score

No.	Player				Total		3-Point		F-Throw		Rebounds											
		GP-GS	MIN	AVG	FG-FGA	FG%	3FG-3FGA	3FG%	FT-FTA	FT%	OFF	DEF	TOT	AVG	PF	DQ	A	TO	BLK	STL	PTS	AVG
23	SALLIS, Hunter	30-30	1052:08	35.1	203-408	.498	66-160	.413	74-93	.796	21	102	123	4.1	56	0	76	55	15	30	546	18.2
0	MILLER, Kevin	30-30	950:44	31.7	162-351	.462	32-90	.356	112-135	.830	15	68	83	2.8	57	0	115	78	1	38	468	15.6
2	HILDRETH, Cameron	30-30	1018:32	34.0	137-302	.454	35-97	.361	99-122	.811	13	129	142	4.7	73	2	77	62	4	32	408	13.6
11	CARR, Andrew	30-30	958:50	32.0	137-265	.517	32-86	.372	88-111	.793	52	140	192	6.4	77	3	42	38	44	15	394	13.1
4	REID, Efton	23-20	637:14	27.7	84-159	.528	6-24	.250	39-45	.867	50	133	183	8.0	75	3	31	34	30	15	213	9.3
20	FRIEDRICHSEN, Parker	30-0	537:40	17.9	55-127	.433	48-117	.410	9-13	.692	8	31	39	1.3	28	0	17	8	2	19	167	5.6
30	MONSANTO, Damari	11-0	137:26	12.5	17-50	.340	17-49	.347	5-5	1.000	1	23	24	2.2	18	0	7	4	3	4	56	5.1
25	KELLER, Zach	22-8	261:42	11.9	16-43	.372	7-22	.318	2-6	.333	13	39	52	2.4	32	1	4	10	8	8	41	1.9
33	MARSH, Matthew	17-2	186:37	11.0	13-20	.650	1-2	.500	2-4	.500	13	33	46	2.7	17	0	2	7	8	4	29	1.7
1	MARION, Marqus	21-0	231:29	11.0	7-14	.500	2-5	.400	7-12	.583	16	27	43	2.0	22	0	3	5	5	6	23	1.1
45	RICCHIUTI, Vincent	6-0	05:37	0.9	2-4	.500	2-4	.500	0-0	.000	0	0	0	0.0	0	0	0	0	0	0	6	1.0
51	DUNN, Kevin	4-0	02:38	0.7	1-2	.500	0-1	.000	0-0	.000	0	1	1	0.3	1	0	0	0	0	0	2	0.5
10	CANKA, Abramo	14-0	41:43	3.0	2-8	.250	1-4	.250	0-0	.000	1	1	2	0.1	4	0	1	2	0	0	5	0.4
52	UNDERWOOD, Will	6-0	06:11	1.0	0-1	.000	0-0	.000	0-0	.000	0	2	2	0.3	0	0	0	0	0	0	0	0.0
55	KMETY, Owen	4-0	03:29	0.9	0-0	.000	0-0	.000	0-0	.000	0	1	1	0.3	0	0	1	1	1	0	0	0.0
13	CLARK, Aaron	6-0	17:58	3.0	0-7	.000	0-5	.000	0-0	.000	0	1	1	0.2	2	0	0	1	2	3	0	0.0
Team											49	50	99					18				
Total		30	6050		836-1761	.475	249-666	.374	437-546	.800	252	781	1033	34.4	462	9	376	323	123	174	2358	78.6
Opponents		30	6050		766-1768	.433	195-599	.326	382-522	.732	273	709	982	32.7	526	9	323	340	108	173	2109	70.3

Team Statistics

	WF	OPP
Scoring	2358	2109
Points per game	78.6	70.3
Scoring margin	+8.3	-
Field goals-att	836-1761	766-1768
Field goal pct	.475	.433
3 point fg-att	249-666	195-599
3-point FG pct	.374	.326
3-pt FG made per game	8.3	6.5
Free throws-att	437-546	382-522
Free throw pct	.800	.732
F-Throws made per game	14.6	12.7
Rebounds	1033	982
Rebounds per game	34.4	32.7
Rebounding margin	+1.7	-
Assists	376	323
Assists per game	12.5	10.8
Turnovers	323	340
Turnovers per game	10.8	11.3
Turnover margin	+0.6	-
Assist/turnover ratio	1.2	1.0
Steals	174	173
Steals per game	5.8	5.8
Blocks	123	108
Blocks per game	4.1	3.6
Winning streak	0	-
Home win streak	0	-
Attendance	141155	102402
Home games-Avg/Game	16-8822	11-9309
Neutral site-Avg/Game	-	3-2842

Team Results

Date	Opponent		Score	Att.
11/06/2023	Elon	W	101-78	6641
11/10/2023	at Georgia	L	77-80	8176
11/16/2023	vs Utah	L	70-77	2745
11/17/2023	vs Towson	W	71-61	3029
11/19/2023	vs LSU	Lot	80-86	2753
11/24/2023	Charleston So.	W	71-56	6702
11/29/2023	Florida	W	82-71	8165
12/06/2023	Rutgers	W	76-57	7692
12/09/2023	NJIT	W	83-59	7224
12/18/2023	Delaware St.	W	88-59	6423
12/21/2023	Presbyterian	W	91-68	6775
12/30/2023	Virginia Tech	W	86-63	10055
01/02/2024	at Boston College	W	84-78	4265
01/06/2024	Miami (FL)	Wot	86-82	8706
01/09/2024	at Florida St.	L	82-87	5368
01/13/2024	Virginia	W	66-47	9855
01/16/2024	at NC State	L	76-83	13836
01/20/2024	Louisville	W	90-65	9261
01/22/2024	at North Carolina	L	64-85	21175
01/31/2024	at Pittsburgh	L	72-77	7769
02/03/2024	Syracuse	W	99-70	11412
02/06/2024	at Georgia Tech	W	80-51	4239
02/10/2024	NC State	W	83-79	12571
02/12/2024	at Duke	L	69-77	9314
02/17/2024	at Virginia	L	47-49	14637
02/20/2024	Pittsburgh	W	91-58	7448
02/24/2024	Duke	W	83-79	14744
02/27/2024	at Notre Dame	L	65-70	4698
03/02/2024	at Virginia Tech	L	76-87	8925
03/05/2024	Georgia Tech	L	69-70	7481

2023-24 CONFERENCE ONLY STATS

Game Records

Record	Overall	Home	Away	Neutral
ALL GAMES	10-9	8-1	2-8	0-0
CONFERENCE	10-9	8-1	2-8	0-0
NON-CONFERENCE	0-0	0-0	0-0	0-0

Score by Periods

Team	1st	2nd	OT	TOT
Wake Forest	728	727	13	1468
Opponents	621	727	9	1357

Team Box Score

No.	Player				Total		3-Point		F-Throw		Rebounds													
		GP-GS	MIN	AVG	FG-FGA	FG%	3FG-3FGA	3FG%	FT-FTA	FT%	OFF	DEF	TOT	AVG	PF	DQ	A	TO	BLK	STL	PTS	AVG		
23	SALLIS, Hunter	19-19	666:11	35.1	130-258	.504	43-98	.439	45-56	.804	15	78	93	4.9	36	0	52	34	10	18	348	18.3		
0	MILLER, Kevin	19-19	612:13	32.2	95-215	.442	18-52	.346	71-83	.855	10	42	52	2.7	37	0	68	53	0	20	279	14.7		
2	HILDRETH, Cameron	19-19	644:04	33.9	79-188	.420	22-64	.344	54-69	.783	10	86	96	5.1	50	2	41	38	3	25	234	12.3		
11	CARR, Andrew	19-19	600:47	31.6	78-159	.491	20-56	.357	48-60	.800	22	86	108	5.7	49	3	31	21	24	9	224	11.8		
4	REID, Efton	19-19	539:48	28.4	75-130	.577	6-19	.316	29-33	.879	44	107	151	7.9	63	2	29	31	22	13	185	9.7		
20	FRIEDRICHSEN, Parker	19-0	346:22	18.2	34-80	.425	29-73	.397	7-10	.700	6	14	20	1.1	21	0	7	5	1	10	104	5.5		
30	MONSANTO, Damari	11-0	137:26	12.5	17-50	.340	17-49	.347	5-5	1.000	1	23	24	2.2	18	0	7	4	3	4	56	5.1		
45	RICCHIUTI, Vincent	2-0	01:52	0.9	1-2	.500	1-2	.500	0-0	.000	0	0	0	0.0	0	0	0	0	0	0	3	1.5		
33	MARSH, Matthew	11-0	109:10	9.9	7-11	.636	0-0	.000	2-3	.667	8	19	27	2.5	11	0	0	3	4	2	16	1.5		
25	KELLER, Zach	11-0	95:37	8.7	4-12	.333	1-4	.250	0-0	.000	6	14	20	1.8	13	0	3	3	1	4	9	0.8		
10	CANKA, Abramo	7-0	14:13	2.0	2-4	.500	1-1	1.000	0-0	.000	0	1	1	0.1	2	0	1	1	0	0	5	0.7		
1	MARION, Marqus	10-0	47:33	4.8	2-3	.667	0-0	.000	1-4	.250	5	3	8	0.8	4	0	1	0	0	0	5	0.5		
52	UNDERWOOD, Will	2-0	01:52	0.9	0-0	.000	0-0	.000	0-0	.000	0	1	1	0.5	0	0	0	0	0	0	0	0.0		
55	KMETY, Owen	1-0	00:30	0.5	0-0	.000	0-0	.000	0-0	.000	0	0	0	0.0	0	0	0	1	1	0	0	0.0		
13	CLARK, Aaron	4-0	06:51	1.7	0-4	.000	0-2	.000	0-0	.000	0	1	1	0.3	0	0	0	1	0	2	0	0.0		
51	DUNN, Kevin	1-0	00:30	0.5	0-1	.000	0-1	.000	0-0	.000	0	0	0	0.0	0	0	0	0	0	0	0	0.0		
Team											30	26	56					11						
Total		19	3825		524-1117	.469	158-421	.375	262-323	.811	157	501	658	34.6	304	7	240	206	69	107	1468	77.3		
Opponents		19	3825		490-1107	.443	124-376	.330	253-344	.735	152	455	607	31.9	327	4	216	200	69	109	1357	71.4		

Team Statistics

	WF	OPP
Scoring	1468	1357
Points per game	77.3	71.4
Scoring margin	+5.8	-
Field goals-att	524-1117	490-1107
Field goal pct	.469	.443
3 point fg-att	158-421	124-376
3-point FG pct	.375	.330
3-pt FG made per game	8.3	6.5
Free throws-att	262-323	253-344
Free throw pct	.811	.735
F-Throws made per game	13.8	13.3
Rebounds	658	607
Rebounds per game	34.6	31.9
Rebounding margin	+2.7	-
Assists	240	216
Assists per game	12.6	11.4
Turnovers	206	200
Turnovers per game	10.8	10.5
Turnover margin	-0.3	-
Assist/turnover ratio	1.2	1.1
Steals	107	109
Steals per game	5.6	5.7
Blocks	69	69
Blocks per game	3.6	3.6
Winning streak	0	-
Home win streak	0	-
Attendance	91533	94226
Home games-Avg/Game	9-10170	10-9423
Neutral site-Avg/Game	-	0-0

Team Results

Date	Opponent		Score	Att.
12/30/2023	Virginia Tech	W	86-63	10055
01/02/2024	at Boston College	W	84-78	4265
01/06/2024	Miami (FL)	Wot	86-82	8706
01/09/2024	at Florida St.	L	82-87	5368
01/13/2024	Virginia	W	66-47	9855
01/16/2024	at NC State	L	76-83	13836
01/20/2024	Louisville	W	90-65	9261
01/22/2024	at North Carolina	L	64-85	21175
01/31/2024	at Pittsburgh	L	72-77	7769
02/03/2024	Syracuse	W	99-70	11412
02/06/2024	at Georgia Tech	W	80-51	4239
02/10/2024	NC State	W	83-79	12571
02/12/2024	at Duke	L	69-77	9314
02/17/2024	at Virginia	L	47-49	14637
02/20/2024	Pittsburgh	W	91-58	7448
02/24/2024	Duke	W	83-79	14744
02/27/2024	at Notre Dame	L	65-70	4698
03/02/2024	at Virginia Tech	L	76-87	8925
03/05/2024	Georgia Tech	L	69-70	7481