



ARIZONA BASKETBALL

GAME 36 • NCAA TOURNAMENT REGIONAL SEMIFINAL

Thursday, March 28, 2024 • 4:09 a.m. PT • Crypto.com Arena (Los Angeles, Calif.)

SCHEDULE

OCTOBER

20	Lewis-Clark State (Exh.)	W, 110-70
30	New Mexico Highlands (Exh.)	W, 94-65

NOVEMBER

6	Morgan State	W, 122-59
10	at #2 Duke	W, 78-73
13	Southern	W, 97-59
17	Belmont	W, 100-68
19	UT Arlington [1]	W, 101-56
23	vs. #21 Michigan State [2]	W, 74-68

DECEMBER

2	Colgate	W, 82-55
9	#23 Wisconsin	W, 98-73
16	vs. #3 Purdue [3]	L, 84-92
20	vs. (rv) Alabama [4]	W, 87-74
23	vs. #14 Florida Atlantic [5]	L, 95-96 (2ot)
29	at California*	W, 100-81
31	at Stanford*	L, 82-100

JANUARY

4	Colorado*	W, 97-50
6	Utah*	W, 92-73
13	at Washington State*	L, 70-73
17	USC*	W, 82-67
20	UCLA*	W, 77-71
25	at Oregon State*	L, 80-83
27	at Oregon*	W, 87-78

FEBRUARY

1	California*	W, 91-65
4	Stanford*	W, 82-71
8	at Utah*	W, 105-99 (3ot)
10	at Colorado*	W, 99-79
17	Arizona State*	W, 105-60
22	#21 Washington State*	L, 74-77
24	Washington*	W, 91-75
28	at Arizona State*	W, 85-67

MARCH

2	Oregon*	W, 103-83
7	at UCLA*	W, 88-65
9	at USC*	L, 65-78

Pac-12 Tournament (Las Vegas)

14	[9] USC	W, 70-49
15	[4] Oregon	L, 59-67

NCAA Tournament (Salt Lake City)

21	[15] Long Beach State	W, 85-65
23	[7] Dayton	W, 78-68
28	[6] Clemson	4:09 p.m. CBS

BOLD - home game | *ITALICS* - neutral site game

* - Pac-12 Conference game

[1] - Acrisure Invitational (campus game)

[2] - Acrisure Classic (Palm Springs, Calif.)

[3] - Indy Classic (Indianapolis, Ind.)

[4] - Jerry Colangelo's Hall of Fame Series (Phoenix)

[5] - Desert Classic (Las Vegas)

COMMUNICATIONS

All media requests should be directed to Arizona's Associate Director for Communications **Nate Wiechers** via email (nwiechers@arizona.edu) or at (812) 345-1991. Credential requests can be made by visiting ArizonaWildcats.com/MBBCredentials.

[6] CLEMSON TIGERS

2023-24 Record: 23-11, 11-9 ACC

AP/Coaches Poll: rv | --


NET / KenPom: 35 | 23

Head Coach: Brad Brownell

Record at School (yrs): 264-168 (14)

Career Record: 341-273 (22)

Clemson Sweet 16 Apps: 5th



[2] ARIZONA WILDCATS

2023-24 Record: 27-8, 15-5 Pac-12

AP/Coaches Poll: 9 | 9

NET / KenPom: 4 | 5

Head Coach: Tommy Lloyd

Record at UA (yrs): 88-19 (3)

Overall Record: Same

UA Sweet 16 Apps: 20th

WATCH



Television: CBS
Pxp: Brian Anderson
Color: Jim Jackson
Sideline: Allie LaForce

LISTEN



Radio: AM1290/107.5 FM
App: Varsity Network
PxP: Brian Jeffries
Color: Ryan Hansen

FOLLOW



Live Stats: NCAA.com



Instagram: @ArizonaMBB
Twitter: @ArizonaMBB

STARTING FIVE

- 1) Arizona improved to of **60-36 (.625)** in 38 all-time appearances in the NCAA Tournament.
- 2) This marks Arizona's **20th appearance** in the Sweet 16 of the NCAA Tournament and the second under Tommy Lloyd. Overall, the Wildcats are 11-8 in the previous 19 appearances.
- 3) Second Team All-American and Pac-12 Player of the Year **Caleb Love** has made 92 3-pointers this season, becoming the sixth Wildcat to make **90 or more in a season**. He's also one shy of tying his own personal single-season high. He averaged 18.5 points, 7.0 rebounds and 5.0 assists last weekend in Salt Lake City.
- 4) First Team All Pac-12 honoree **Oumar Ballo** has 19 double-doubles this season and 33 for his career, both totals rank fourth in Arizona history in their respective categories. He is 10th in school history with 815 career rebounds.
- 5) Arizona is 6-3 all-time in NCAA Tournament games played **in Los Angeles**; This will be the sixth appearance in L.A. in the tournament (1976, 1988, 1994, 2013, 2015, 2024)

ARIZONA VS. CLEMSON

- Arizona is 3-0 all-time against Clemson, with the Wildcats winning the most recent meeting, a 66-54 decision on Dec. 8, 2012.
- The two programs also met on Dec. 10, 2011 in Tucson and Arizona won that game, 63-47.
- The first meeting between the two programs came in the Second Round of the NCAA Tournament on March 18, 1989 in Boise, Idaho. Arizona won, 94-68, behind 25 points from Sean Elliott and 19 points from Matt Muehlebach.

NOTING THE WILDCATS (CONTINUED ON PAGE 4)

- **Five players** scored in double figures against LBSU, the 19th time Arizona has done that this season (leads NCAA).
- Head coach **Tommy Lloyd** is 88-19 (.821) in his third season at Arizona. He is one win shy of tying the NCAA record for wins by a first time head coach in his first three seasons.
- The Wildcats are 19-8 all-time in the NCAA Tournament as a **No. 2 seed**.

POTENTIAL STARTING LINEUP

#	NAME	POS.	HT.	WT.	YR.	HOMETOWN	NOTE
4	Kylan Boswell	G	6-2	200	So.	Champaign, Ill.	Career-high 20 points vs. LBSU
2	Caleb Love	G	6-4	205	Sr.	St. Louis, Mo.	Avg. 14p, 3r, 3a in 3 gms vs. CLEM
3	Pelle Larsson	G	6-5	215	Sr.	Nacka, Sweden	14.0ppg, 5.0rpg, 5.5apg in NCAAT
16	Keshad Johnson	F	6-7	225	5th	Oakland, Calif.	At least one 3FG made last 7 games
11	Oumar Ballo	C	7-0	260	R-Sr.	Koulikoro, Mali	Arizona career FG% leader (64.5%)

BENCH

0	Jaden Bradley	G	6-3	200	So.	Rochester, N.Y.	9.1ppg, 50% FG since Feb. 1
5	KJ Lewis	G	6-4	205	Fr.	El Paso, Texas	68 assists, 37 steals this season
14	Motiejus Krivas	C	7-2	260	Fr.	Siauliai, Lithuania	4 points, 4 rebounds vs. Dayton
1	Filip Borovicinanin	F	6-9	225	So.	Belgrade, Serbia	16 assists, 10 turnovers this season
23	Paulius Murauskas	F	6-8	225	Fr.	Kaunas, Lithuania	5 pts in 2:20 vs. USC
55	Conrad Martinez	G	6-0	165	Fr.	Granollers, Spain	11 assists, 7 steals this season



2024 NCAA DIVISION I MEN'S BASKETBALL CHAMPIONSHIP

FIRST ROUND
MARCH 21-22

SECOND ROUND
MARCH 23-24

SWEET 16
MARCH 25-26

ELITE 8
MARCH 27-28

NATIONAL SEMIFINALS
APRIL 1

ELITE 8
MARCH 29

SWEET 16
MARCH 29-30

SECOND ROUND
MARCH 31

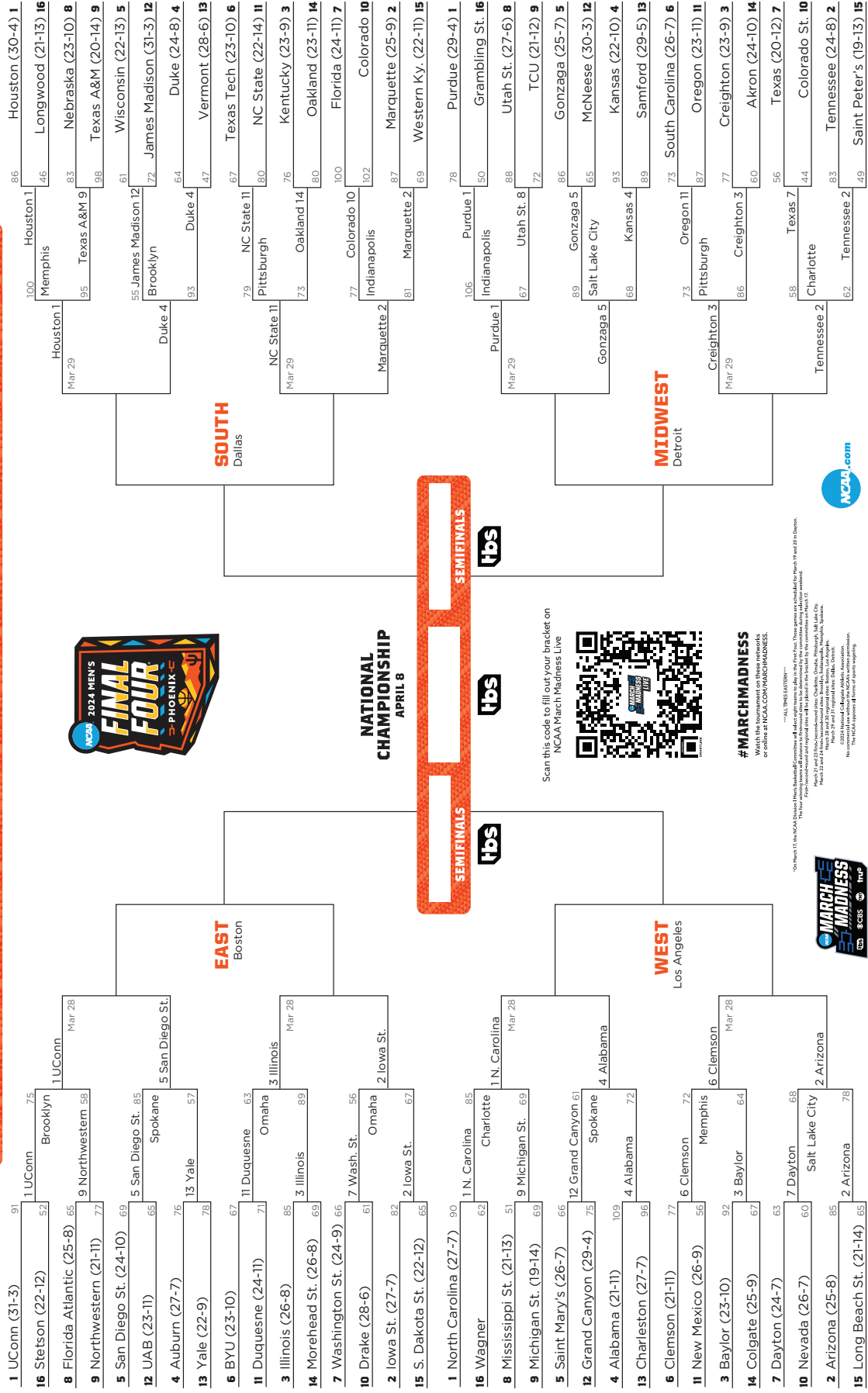
FIRST ROUND
MARCH 31

FIRST FOUR



DAYTON
MARCH 19-20 MW
PHOENIX 2024

68	10 Virginia (23-10)	42	81	Montana St. (17-17)	16	53	Boise St. (22-10)	10
71	10 Colorado St. (24-10)	67	88	Grambling St. (20-14)	16	5	Colorado (24-10)	10





ABOUT ARIZONA

Location..... Tucson, Ariz.
Enrollment..... 51,134
Founded..... 1885
Nickname..... Wildcats
Colors..... Cardinal & Navy
President..... Dr. Robert C. Robbins
Athletic Director..... Desiree' Reed-Francois
Faculty Athletics Rep...... Ricardo Valerdi
Conference..... Pac-12 Conference
Arena (Built)..... McKale Center (1973)
Capacity..... 14,688
Web Site..... arizonawildcats.com

2022-23 SEASON RECAP

Overall Record..... 28-7
Home Record..... 15-2
Road Record..... 6-4
Neutral Record..... 7-1
Pac-12 Record..... 14-6
Pac-12 Finish..... T-2nd
Final National Ranking ... #8 (AP); #17 (Coaches)
2023 Postseason ... Lost in NCAA First Round
Starters Returning/Lost..... 1/4
Letterwinners Returning/Lost..... 8/10

PROGRAM HISTORY

First Season 1904-05
All-Time Record 1,862-977 (.656)+
NCAA Tournament Apps...... 38 (Last: 2024)
NCAA Tournament Record..... 58-34 (.630)+
Final Four Appearances..... 4 (Last: 2001)
Pac-12 Tournament Record..... 34-14 (.708)+
Pac-12 Reg. Season Titles 15 (Last: 2022)+
Pac-12 Tournament Titles 7 (Last: 2023)+

+ - adjusted for vacated games due to NCAA infractions; does not include 2023-24 season

WILDCATS IN THE NBA

PLAYERS

Deandre Ayton.....Portland Trailblazers
 Josh Green..... Dallas Mavericks
 Aaron Gordon..... Denver Nuggets
 Lauri Markkanen.....Utah Jazz
 T.J. McConnell..... Indiana Pacers
 Zeke Nnaji..... Denver Nuggets
 Benedict Mathurin..... Indiana Pacers
 Dalen Terry..... Chicago Bulls

COACHES

Steve Kerr.....Head Coach, Warriors
 Joseph Blair..... Assistant Coach, Wizards
 Luke Walton.....Assistant Coach, Cleveland Cavs
 Bret Brielmaier.....Assistant Coach, Magic
 Quinton Crawford..... Assistant Coach, Suns
 Jessie Mermuys.....Assistant Coach, Magic
 Miles Simon..... Assistant Coach, Suns
 Jason Terry.....Assistant Coach, Jazz
 Bruce Fraser.....Player Development, Warriors

2023-24 ROSTER

No.	Name	Class	Pos.	Ht.	Wt.	Hometown (Previous School)
0	Jaden Bradley	So.	G	6-3	200	Rochester, N.Y. (Alabama)
1	Filip Borovicanin	So.	F	6-9	225	Belgrade, Serbia (KK Beko)
2	Caleb Love	Sr.	G	6-4	205	St. Louis, Mo. (North Carolina)
3	Pelle Larsson	Sr.	G	6-5	215	Nacka, Sweden (Utah)
4	Kylan Boswell	So.	G	6-2	200	Champaign, Ill. (Compass Prep)
5	KJ Lewis	Fr.	G	6-4	205	El Paso, Texas (Duncanville)
11	Oumar Ballo	R-Sr.	C	7-0	260	Koulikoro, Mali (Gonzaga)
13	Henri Veesaar	So.	F	7-0	225	Tallinn, Estonia (Real Madrid)
14	Motiejus Krivas	Fr.	C	7-2	260	Siauliai, Lithuania (Kaunas Zalgiris 2)
15	Grant Weitman*	Sr.	G	6-4	205	Tucson, Ariz. (Salpointe HS)
16	Keshad Johnson	5th	F	6-7	225	Oakland, Calif. (San Diego State)
23	Paulius Murauskas	Fr.	F	6-8	225	Kaunas, Lithuania (Lietkabelis)
24	Luke Champion*	Sr.	F	6-8	205	Suwanee, Ga. (Missouri Western St.)
44	Dylan Anderson	So.	F	7-0	240	Gilbert, Ariz. (Perry HS)
55	Conrad Martinez	Fr.	G	6-0	165	Granollers, Spain (Joventut)

* - non-scholarship

COACHING & SUPPORT STAFF

Head Coach: Tommy Lloyd, 3rd season (Whitman '97)
Associate Head Coach: Jack Murphy, 5th season (Arizona '02)
Assistant Coach: Steve Robinson, 3rd season (Radford '81)
Assistant Coach: Riccardo Fois, 3rd season (Pepperdine '08, '14)
Special Asst. to the Head Coach/Recruiting Coord.: TJ Benson, 3rd season (Weber State '09)
Director of Player Relations: Jason Gardner, 3rd season (Arizona '11)
Director of Advanced Scouting: Ken Nakagawa, 3rd season (Long Beach State '14)
Director of Student-Athlete Development: Rem Bakamus, 3rd season (Gonzaga '17)
Athletic Trainer: Justin Kokoskie, 21st season (Pitt '00, Arizona '02)
Strength & Conditioning Coach: Chris Rounds, 15th season (Buffalo '97, Kentucky '00)
Graduate Assistants: Przemek Karnowski, 2nd season (Gonzaga '16); Austin Torres, 2nd season (Arizona '22)

PRONUNCIATION GUIDE

OUMAR BALLO	EW-mar BALL-oh (rhymes with "Who-mar")
KYLAN Boswell	Khy-lynn
Filip BOROVCANIN	Boro-VEECH-uh-nin
PELLE Larsson	Pell-luh
Henri VEESAAR	VAY-sar
Grant WEITMAN	White-man
Riccardo FOIS	Foyce
MOTIEJUS KRIVAS	Mo-TEE-AY-yus Kree-vis
KESHAD Johnson	Key-shawd
Paulius MURAUSKAS	Mar-ows-kuss



AWARDS TRACKER

OUMAR BALLO

- First Team All Pac-12
- Pac-12 All-Defensive Team
- Pac-12 Player of the Week (Dec. 26)
- NABC National Player of the Year preseason watch list
- Naismith Trophy Preseason Watch List
- Preseason All-American (Blue Ribbon Magazine; College Hoops Today)
- Preseason Pac-12 Player of the Year (ESPN.com; Blue Ribbon Magazine)
- Preseason All Pac-12 First Team
- Kareem Abdul-Jabbar Award Preseason Watch List
- #13 on CBS Sports preseason Top 100 players list

CALEB LOVE

- Pac-12 Player of the Year
- First Team All-American (Jeff Borzello, ESPN.com)
- Second Team All-American (Jon Rothstein, NABC, USBWA)
- Third Team All-American (Sporting News, Associated Press)
- Pac-12 Player of the Week (Jan. 8)
- Wooden Award Semifinalist
- Naismith Trophy Semifinalist
- Jerry West Shooting Guard Award Preseason Top 5 Finalist
- Preseason All Pac-12 Second Team
- #66 on CBS Sports preseason Top 100 players list

KESHAD JOHNSON

- Honorable Mention Pac-12 All-Defensive Team
- Karl Malone Power Forward Award Late Season Top 10 list

PELLE LARSSON

- Second Team All Pac-12
- Pac-12 Player of the Week (Feb. 12)
- Rothstein's "Glue Guy" list

KYLAN BOSWELL

- Pac-12 Player of the Week (Nov. 13)
- Rothstein's "Breakout Player" list

KJ LEWIS

- Pac-12 All-Freshman Honorable Mention

NOTING THE WILDCATS (CONT.)

• Arizona is **one of two** teams in the country with three players recording 120+ assists this season (Gonzaga).

• The 651 assists by Arizona this season are **tied for fifth in school history**. Under Lloyd, Arizona has registered three of the top five seasons in team assists in program history.

• Senior **Pelle Larsson** earned Second Team All Pac-12 honors and is 10 of 18 from the 3-point line over the last four games. He had 15 points vs. LBSU and 13 points vs. Dayton.

• Senior **Keshad Johnson** keyed the Arizona offense to start the second half vs. LBSU, going on a personal 7-0 run to extend the lead. In the second round game against Dayton, Johnson finished with 13 points, seven rebounds and two steals. He earned Pac-12 All-Defensive Team Honorable Mention accolades while also setting personal career highs in nearly every offensive category this season. Johnson has made 36 3FG this season after making a total of 28 in four years at San Diego State and is connecting at a 40.0% clip this season from behind the line. Johnson has scored in double figures 24 out of 35 games this season at Arizona. In his four seasons, and 113 games, at San Diego State, he scored in double figures 25 times.

• Sophomore **Kylan Boswell** has 129 assists and just 61 turnovers this season. The native of Champaign, Ill., has scored in double figures 20 times this season, including a career-high 20 points against Long Beach State in the First Round of the NCAA Tournament. He is averaging 9.8 points, 2.3 rebounds and 3.7 assists per game while shooting 38.5% from the 3-point line.

• Sophomore **Jaden Bradley** is in his first season in Tucson after playing his freshman year at Alabama. Coming out of high school, his final two schools were Alabama and Arizona. He was the most impactful player for Arizona in the win over Dayton, recording 12 points, four rebounds, two assists, three steals and three blocked shots in 27 minutes of action. While his numbers for the season may not jump off the page (6.7 points, 2.3 rebounds, 2.0 assists), it is his impact at the defensive end that is noteworthy. According to EvanMiya.com, Bradley is one of the top 10 players in the country in defensive impact on a game. His season high scoring output was a career-high 21 points against Arizona State on Feb. 17.

• Freshman **KJ Lewis** was a Pac-12 All-Freshman Team Honorable Mention player

this season. He led all scorers with 15 points on 6 of 10 shooting from the floor vs. USC at the Pac-12 Tournament. He also added six rebounds. His top two scoring games of the year have come in the last four games (18 pts at UCLA on 3/7/24). His 37 steals are the 10th-most by an Arizona freshman in program history.

• **Motiejus Krivas** is averaging 5.5 points and 4.3 rebounds while playing 12.3 minutes per game this season. The 7-foot-2 post player from Lithuania is also 49-63 (77.8%) at the free throw line and is shooting 55.0% from the floor. His top offensive game came on Nov. 17 when he scored 20 points against Belmont. Against Dayton, he chipped in with four points and three rebounds in nine minutes of playing time. He did not attempt a shot from the floor, but he had six rebounds and was a defensive force in the paint at UCLA on March 7.

• Caleb Love is a semifinalist for the **Wooden Award** and the **Naismith Trophy** and a finalist for the **Jerry West Award** for the top shooting guard in the country.

RECORD AT CRYPTO.COM ARENA

Since Crypto.com Arena opened in October of 1999 as the Staples Center, Arizona has played 15 games in the venue. The Wildcats record is 12-13 in those games.

The last time Arizona played in the building was Dec. 3, 2016, in a 69-62 loss to No. 8 Gonzaga.

NCAA TOURNAMENT RESULTS UNDER TOMMY LLOYD

3/18/22 vs. Wright State.....W, 87-70
 3/20/22 vs. TCUW, 85-80 (OT)
 3/24/22 vs. Houston.....L, 60-72
 3/16/23 vs. Princeton.....L, 55-59
 3/21/24 vs. Long Beach St.....W, 85-65
 3/23/24 vs. Dayton.....W, 78-68

TWICE AS NICE

With Oumar Ballo and Caleb Love both recording double-doubles against LBSU in the First Round of the NCAA Tournament, it was the first time Arizona has had **two double-doubles** in the same game since Channing Frye and Hassan Adams in the 2005 Sweet 16.

SHARING THE WEALTH

The Wildcats have had five players score in double figures 19 times this season, which leads the country.



MILESTONE WATCH

CAREER POINTS

- Caleb Love****2,111**
(UNC & Arizona combined)
- Oumar Ballo**.....**1,258**
(Gonzaga & Arizona combined)
- Oumar Ballo**.....**1,198**
(Arizona Only)
- Pelle Larsson****1,269**
(Utah & Arizona combined)
- Pelle Larsson****1,065**
(Arizona Only)
- Keshad Johnson****1,066**
(SDSU & Arizona combined)

ARIZONA'S 1,000 POINT & 800 REBOUND CLUB

Pts	Reb	Player	Years
1,349	824	Ernie McCray	1957-60
1,765	1,190	Al Fleming	1972-76
2,131	1,083	Bob Elliott	1974-77
2,555	808	Sean Elliott	1986-89
1,590	861	Anthony Cook	1986-89
1,098	817	A.J. Bramlett	1996-99
1,491	832	Michael Wright	1998-01
1,789	975	Channing Frye	2002-05
1,185	879	Kaleb Tarczewski	2013-16
1,198	815	*Oumar Ballo	2022-Pres.

(*only includes stats at Arizona)

CAREER FIELD GOAL PERCENTAGE
(Min. 4 made per game)

Rnk	Pct.	Player (FG-FGA)	Years
1.	.645	*Oumar Ballo (459-711)	2022-Pres.
2.	.613	Joseph Blair (470-767)	1992-96
3.	.605	Pete Williams (296-489)	1984-85
4.	.591	Brian Williams (325-550)	1990-91
5.	.586	Derrick Williams (388-662)	2009-11
6.	.583	Al Fleming (688-1181)	1973-76
7.	.578	Jordan Hill (494-855)	2006-09
8.	.575	Anthony Cook (629-1094)	1986-89
	.575	Michael Wright (527-917)	1998-2001
10.	.562	Channing Frye (707-1257)	2001-05
11.	.558	Sean Rooks (550-986)	1988-92

STEALS BY ARIZONA FRESHMAN

1.	Mike Bibby (1997)	76
2.	Gilbert Arenas (2000)	71
3.	Stanley Johnson (2015)	57
4.	Jason Gardner (2000)	55
5.	Andre Iguodala (2003)	47
6.	Josh Green (2020)	46
7.	Michael Tait (1984)	42
	Hassan Adams (2003)	42
9.	Russell Brown (1978)	38
10.	KJ Lewis (2024)	37

MAGIC NUMBER: 90

Arizona is 35-1 under Tommy Lloyd when scoring at least 90 points in a game. The lone loss was a 96-95 double overtime defeat against FAU on Dec. 23, 2023.

ARIZONA IN LOS ANGELES NCAA TOURNAMENT RESULTS

Arizona is 6-3 all-time in NCAA Tournament games played in Los Angeles.

The Wildcats are 1-2 in NCAA Tournament games played at what was called Staples Center before being renamed to the current Crypto.com Arena.

March 18, 1976 - Arizona defeats UNLV, 114-109 (OT); Pauley Pavilion

March 20, 1976 - UCLA defeats Arizona, 82-66; Pauley Pavilion

March 18, 1988 - [1] Arizona defeats [16] Cornell, 90-50; Pauley Pavilion

March 20, 1988 - [1] Arizona defeats [8] Seton Hall, 84-55; Pauley Pavilion

March 24, 1994 - [2] Arizona defeats [3] Louisville, 82-70; L.A. Memorial Sports Arena

March 26, 1994 - [2] Arizona defeats [1] Missouri, 92-72; L.A. Memorial Sports Arena

March 28, 2013 - [2] Ohio State defeats [6] Arizona, 73-70; Staples Center

March 26, 2015 - [2] Arizona defeats [6] Xavier, 68-60; Staples Center

March 28, 2015 - [1] Wisconsin defeats [2] Arizona, 85-78; Staples Center

HIGHEST EVER GPA

For the Fall 2023 semester, the Arizona men's basketball team posted a team GPA of 3.159. It's the highest semester GPA for men's basketball on record.

BEST WINNING PERCENTAGE
(SINCE START OF 2021-22 SEASON)

Rnk	Pct.	Player (W-L)
1.	.874	HOUSTON (97-14)
2.	.835	GONZAGA (86-17)
3.	.832	PURDUE (89-18)
4.	.822	ARIZONA (88-19)
5.	.806	UCONN (87-21)

(through games played March 24, 2024)

NATIONAL STAT RANKINGS

A look at where Arizona ranks as a team nationally through games played March 21:

Rebounds/game	2nd	42.54
Fastbreak Pts/game	2nd	16.29
Points/game	3rd	87.6
Rebound Margin	3rd	+10.0
Assists/game	4th	18.6
Scoring Margin	5th	+15.7
Field Goal Pct.	14th	48.8%
FT Attempts/game	18th	23.4
Assist/Turnover Ratio	21st	1.55
3FG Percentage	20th	37.3%
FT Made/game	24th	16.8
Offensive Rebs/game	25th	12.97

PAC-12 PLAYER OF THE YEAR

- 1988 - Sean Elliott
- 1989 - Sean Elliott
- 1993 - Chris Mills
- 1995 - Damon Stoudamire (co)
- 1998 - Mike Bibby
- 1999 - Jason Terry
- 2011 - Derrick Williams
- 2014 - Nick Johnson
- 2018 - Deandre Ayton
- 2022 - Bennedict Mathurin
- 2023 - Caleb Love

JERRY WEST AWARD TOP 10 WATCH LIST

- Caleb Love, Arizona
- Kevin McCullar Jr., Kansas
- Antonio Reeves, Kentucky
- Tyson Walker, Michigan State
- RJ Davis, North Carolina

CONSECUTIVE GAMES WITHOUT LOSING BACK-TO-BACK GAMES TO BEGIN DIVISION I COACHING CAREER

Coach	Streak	Dates
Tommy Lloyd (ARIZ)	107	11/9/21 - Active
Todd Lickliter (BUT)	68	11/16/2001 - 11/30/03
Brad Stevens (BUT)	59	11/9/07-2/15/09
Bill Carmody (PRIN)	57	11/20/1996-3/14/98
Josh Pastner (MEM)	55	11/13/09-1/29/11

CONSECUTIVE GAMES WITHOUT LOSING TWO IN A ROW - PAC-12 (ALL-TIME)

School	Streak	Dates
UCLA	234	2/25/66-2/15/74
UCLA	163	2/22/74-12/11/79
Arizona	107	2/20/21-Active
Arizona	97	3/9/13-1/7/16



ASSOCIATED PRESS TOP 25
(MARCH 18, 2024)

Rnk	Team (First place)	Record	Votes
1	UConn (61)	31-3	1549
2	Houston (1)	30-4	1460
3	Purdue	29-4	1436
4	Iowa State	27-7	1342
5	North Carolina	27-7	1325
6	Tennessee	24-8	1158
7	Auburn	27-7	1096
8	Marquette	25-9	1082
9	Arizona	25-8	1080
10	Illinois	26-8	1040
11	Creighton	23-9	920
12	Kentucky	23-9	866
13	Duke	24-8	834
14	Baylor	23-10	806
15	Saint Mary's	26-7	568
16	South Carolina	26-7	527
17	Kansas	22-10	445
18	Gonzaga	25-7	413
19	Alabama	21-11	380
20	Utah State	27-6	346
21	BYU	23-10	310
22	Texas Tech	23-10	205
23	Wisconsin	22-13	175
24	San Diego State	24-10	158
25	Washington State	24-9	138

COACHES POLL TOP 25
(MARCH 17, 2024)

Rnk	Team (First place)	Record	Votes
1	UConn (32)	31-3	800
2	Houston	30-4	752
3	Purdue	29-4	740
4	Iowa State	27-7	697
5	North Carolina	27-7	672
6	Tennessee	24-8	595
7	Auburn	26-7	573
8	Marquette	25-9	560
9	Arizona	25-8	544
10	Illinois	25-8	508
11	Creighton	23-9	506
12	Kentucky	23-9	415
13	Baylor	23-10	411
14	Duke	24-8	400
15	Saint Mary's	26-7	297
16	Gonzaga	25-7	220
17	South Carolina	26-7	218
18	Alabama	21-11	197
19	Utah State	27-6	193
20	Kansas	22-10	188
21	BYU	23-10	182
22	Texas Tech	23-10	134
23	Florida	24-10	130
24	Wisconsin	22-12	110
25	San Diego State	24-10	74

ARIZONA WEEK-BY-WEEK

DATE	AP	COACHES
Preseason	12	11
Nov. 13	3	3
Nov. 20	3	3
Nov. 27	2	2
Dec. 4	1	1
Dec. 11	1	1
Dec. 18	4	4
Dec. 25	4	4
Jan. 1	10	10
Jan. 8	8	8
Jan. 15	12	13
Jan. 22	9	9
Jan. 29	11	12
Feb. 5	8	8
Feb. 12	5	6
Feb. 19	4	4
Feb. 26	6	7
March 4	5	5
March 11	6	7
March 18	9	9

LLOYD EXTENSION

Arizona head coach Tommy Lloyd signed a 5-year contract extension in late February that will keep him in Tucson through the 2028-29 season.

45-POINT WINS

Arizona defeated Colorado by 47 points earlier this season and then defeated Arizona State by 45 points. Over the last 27 seasons of college basketball, the Wildcats are just the fifth team that has multiple wins by 45 or more points over another major conference schools.

Kansas (1997-98), Duke (1998-99), Alabama (2022-23), Arizona (2023-24).

THIS AND THAT

The 85 FGA against Florida Atlantic were the most by an Arizona team since attempting 91 shots against Northern Arizona on 11/24/2003.

Kylan Boswell had five steals in back-to-back games against Alabama and FAU, becoming the first Wildcat since Jason Terry in 1999 to do that.

Oumar Ballo had 21 rebounds against FAU, the most by a Wildcat since Jordan Hill grabbed 22 in 2008.

Ballo and Larsson both reached 1,000 career points in their overall college careers in the Jan. 6 game vs. Utah.

Ballo had 22 points, 13 rebounds on 8 of 8 shooting from the field. He's the only Wildcat since the 1996-97 season to have multiple games scoring 20+ points without missing a shot from the floor - he has 3 such games.

The 19-point comeback win against UCLA on Jan. 20 was the largest comeback win for Arizona since defeating Drexel in 2013 after trailing by 19.

The triple-overtime game at Utah on Feb. 8 was the first triple OT or longer game for Arizona since losing a 4OT game at USC on Jan. 9, 2016. Arizona's last win a 3OT game was Feb. 5, 2011 at Cal (107-105).

The 49 points allowed to USC on at the Pac-12 Tournament were the third-fewest in a Pac-12 Tournament game for Arizona and the fewest Arizona has allowed in any game this season.

The 16 points scored by USC in the first half of the Pac-12 Tournament game are the fewest Arizona has allowed in a half under Tommy Lloyd.

With the win over USC in the Pac-12

Tournament, Arizona has now won 25 or more games three straight years. The last time Arizona accomplished that was a four-year run from 2013-16.

- Arizona has **not lost back-to-back games** under Tommy Lloyd, a span of 107 games which is the third-longest streak in Pac-12 history.

- Arizona is averaging **87.6 points** per game, third-most in the country (Alabama - 90.7; Kentucky - 89.0).

- The Wildcats have 10+ **offensive rebounds** in 28 of 35 games, and 17 of the last 20.

- The Wildcats scored **100+ points** in conference play four times this season, the most since 2003-04 (4); Overall, UA has scored 100+ points in seven games this season - the most in a season since doing it eight times in 1990-91.

- Arizona has 292 steals this season, the fifth-most in program history. It is also the third straight season with 200+ steals. The last time Arizona did that in three seasons in a row was 2013-15.

- The Arizona offense has posted a **10-0 run** 31 times this season, the fifth-most in the country. Conversely, the Arizona defense has surrendered just 11 runs of 10-0 or better, per EvanMiya.com.

- The Wildcats have been ranked in the AP Top 25 poll **57 straight weeks** and 57 out of 59 weeks under head coach Tommy Lloyd. They have been in Top 10 for 46 weeks and in the Top 5 for 25 weeks.

- Arizona head coach **Tommy Lloyd** is in his third season with the Wildcats and has a record of 88-19, the third-most wins of any team in the country over that span. Lloyd is the **first coach** in Arizona history and the seventh in the history of the Pac-12 to win 20 or more games in each of his first three seasons.

- Under Lloyd, Arizona has recorded 20+ assists in **52 out of 107** games to lead the nation.

- The 2023-24 season marks the 119th year of men's basketball for the University of Arizona, and the Wildcats have an all-time record of 1,889-985.



LOVE NOTES

Senior guard **Caleb Love** arrived in Tucson over the Summer and has produced from day one. Here's a look at his season:

- Pac-12 Player of the Year, the 10th Arizona player to earn the top conference honor
- Named Second Team All-American by NABC and USBWA
- Third Team All-American by The Sporting News and Associated Press
- One of five finalists for Jerry West Award (Top Shooting Guard)
- One of 10 semifinalists for the Naismith Trophy
- On 20-person late season watch list for Wooden Award
- 14 games with 20+ points
- Second career double-double with 18 points, 11 rebounds vs. LBSU in the First Round of the NCAA Tournament
- Added 19 points and five assists in the win over Dayton in the Second Round of the NCAA Tournament
- Career-high 36 points at Oregon, also setting Matthew Knight Arena record
- Led the Pac-12 in 3FG/gm (2.95) in conference games
- 2nd in the Pac-12 in scoring (20.00) in conference play
- 4th in the Pac-12 in free throw pct (86.3%)
- 9th in league play in assists/game (3.3)
- Made multiple 3FG in 27 of 35 games this season, including nine games with at least four 3FG made.
- On pace for career highs in the following:

+ Scoring	+ Rebounding
+ FG Made	+ FG Percentage
+ 2-point FG%	+ 3-point FG%
+ FT Percentage	+ Fewest turnovers
+ Steals	
- Pac-12 Player of the Week (Jan. 8)
- Over 2,000 career points

BALLO IS BALLIN'

Redshirt senior **Oumar Ballo** highlights from the 2023-24 season:

- First Team All Pac-12 for the second year in a row
- Pac-12 All-Defensive Team
- Pac-12 Tournament All-Tournament Team
- Saw streak of nine straight double-doubles end at UCLA on March 7
- Was the longest double-double streak by an Arizona player since Al Fleming had 10 in 1974-75
- Has 33 career double-doubles, which ranks fourth in Arizona history
- Has 19 double-doubles this season; the fourth-most in a season in Arizona history
- Became the 10th player in Arizona history with 1,000 career points and 800 career rebounds
- Averaged 13.3 points and 11.0 rebounds in

Pac-12 play this season

- Is Arizona's career leader in FG% (65.0%)
- Shooting 65.7% from the floor this season to lead the Pac-12
- Became 54th player in Arizona history to score 1,000 points as a Wildcat earlier this season
- Has scored 20 points in a game without missing a shot from the floor three times in his career
- Blocked 14 shots over the last five games
- Pac-12 Player of the Week (Dec. 26)

SWEDISH ARMY KNIFE

Senior wing Pelle Larsson's season at a glance:

- Second Team All Pac-12
- Scored 13 points against Utah - his former team - on Jan. 6 to reach 1,000 points for his college career.
- Hit 1,000 career points in an Arizona uniform with a baseline jumper in the first minute of the win at UCLA (March 7).
- He's the 55th Wildcat to hit that milestone.
- Averaged 14.0 points, 5.0 rebounds, 5.5 assists over the first two rounds of the NCAA Tournament
- Pac-12 Player of the Week (Feb. 12) after scoring career-high 27 points at Utah
- Increased his scoring output from 9.9 points per game last year to 12.9 this season
- Set personal single-season high with 45 3FG made this year
- Has taken the most shots of his career this season and is shooting a career-best 52.8%
- Dished out a career-high 130 assists
- Has a career high 33 steals
- Scored 21 points vs. Wisconsin (4-4 3FG)
- Leads the team in charges taken

"KEY" TO SUCCESS

An overview of Keshad Johnson's final college basketball season after spending the four previous years at San Diego State:

- Johnson has made 36 3-point field goals this year on 90 attempts. He made 28 3FG on 114 attempts over his four years with the Aztecs.
- Has made at least one 3-pointer in each of his last seven games
- He's on his way to shooting over 50% from the floor for the third straight season (53.4%).
- Increased his scoring from 7.7 ppg last year to 11.7 ppg this season
- Scored a career-high 24 points against Purdue back in December in Indianapolis
- Matched his career high with five assists vs. USC on March 9
- Also in that game at USC, he was 4 of 5 from the 3-point line to set a new personal best for 3FG in a game
- Scored 14 points in the national championship game last year vs. UConn.



BRYANT NAMED TO MCDONALD'S ALL AMERICAN GAMES

Arizona signee **Carter Bryant** Arizona signee Carter Bryant was one of the 24 high school seniors selected for the 2024 McDonald's All American game.

Bryant is the 30th player to be selected for the McDonald's All American Game and play at Arizona. The Wildcats 2023-24 roster features two former McDonald's All Americans in Caleb Love (2020) and Jaden Bradley (2022).

The 2024 McDonald's All American game will take place April 2 at the Toyota Center in Houston and will be televised on ESPN2.

Bryant signed with the Wildcats back in November and has excelled at Corona Centennial (Calif.) High School. The 6-foot-8 wing is averaging 17 points and over nine rebounds per game this season and is ranked inside the Top 20 nationally by most recruiting services.

MCDONALD'S ALL-AMERICANS TO PLAY AT ARIZONA

(year of McDonald's AAG selection)

1. Craig McMillan (1984)
2. Sean Elliott (1985)
3. Brian Williams (1987)
4. Chris Mills (1988)
5. Khalid Reeves (1990)
6. Ben Davis (1991)
7. Mike Bibby (1996)
8. Loren Woods (1996)
9. Richard Jefferson (1998)
10. Jason Gardner (1999)
11. Hassan Adams (2002)
12. Mustafa Shakur (2003)
13. Jawann McClellan (2004)
14. Chase Budinger (2006)
15. Jerryd Bayless (2007)
16. Brandon Ashley (2012)
17. Grant Jerrett (2012)
18. Aaron Gordon (2013)
19. Rondae Hollis-Jefferson (2013)
20. Stanley Johnson (2014)
21. Allonzo Trier (2015)
22. Chase Jeter (2015) [1]
23. Kobi Simmons (2016)
24. Deandre Ayton (2017)
25. Jordan Brown (2018) [2]
26. Josh Green (2019)
27. Nico Mannion (2019)
28. Caleb Love (2020) [3]
29. Jaden Bradley (2022) [4]
30. Carter Bryant (2024)

[1] - transferred to Arizona after starting collegiate career at Duke

[2] - transferred to Arizona after starting college career at Nevada

[3] - transferred to Arizona after playing three seasons at North Carolina

[4] - Transferred to Arizona after playing freshman year at Alabama



BAM BAM GOES BOOM!

Taking a look at 18-year old sophomore Kylan Boswell's season:

- Ranks 6th in the Pac-12 in assists (129)
- Averages 1.91 3FG made per game, 11th in the conference
- When Boswell makes at least 2 3FG, Arizona is 21-1 this season
- Tallied career-high 20 points on 4 of 9 from the 3-point line in a win over LBSU in the First Round of the NCAA Tournament
- Scored 19 points - all in the first half - on March 2 vs. Oregon (5-7 3FG)
- 2.1 assist-to-turnover ratio
- Is averaging 9.8 points while playing 27 minutes per game this year. Last year, he averaged 4.6 points while playing 15 minutes per game.
- Pac-12 Player of the Week (Nov. 13) after going for 12 points, 8 rebounds, five assists in the win at Duke on Nov. 10
- Graduated high school a year early to enroll at Arizona prior to the 2022-23 season

BRADLEY BRINGS IT

Sophomore guard Jaden Bradley transferred to Arizona over the offseason after spending his freshman season at the University of Alabama. Here's a look at his first season in Tucson:

- 69 assists to 32 turnovers (2.1 ratio)
- Has made 26 of last 28 free throws
- Scored career-high 21 points on Feb. 17 vs. Arizona State
- Has scored double figures seven times
- More assists than turnovers in 29 of 35 games
- Had 13 points on 4 of 5 shooting at UCLA
- Third on the team in overall plus-minus for the season despite playing 500 fewer possessions
- Was a catalyst in the second half against Dayton in the second round of the NCAA Tournament, finishing with 12 points, three steals and three blocked shots
- Drilled a 17-foot jumper with 1:23 left against Michigan State to seal the Arizona win in Palm Springs, Calif.
- Set career highs in FG%, 3FG%, FT%

LOOK OUT FOR LEWIS

Freshman KJ Lewis was a Top 100 recruit in his class, but has shown that rating was not nearly high enough. Take a look at his season highlights:

- Pac-12 All-Freshman Honorable Mention
- His 37 steals are 10th-most by an Arizona freshman in program history.
- Averaging 6.1 points, 3.1 rebounds, 1.9 assists
- Has a 2.3 assist-to-turnover ratio
- Scored in double figures seven times this

season, including four times in Pac-12 play

- Dropped season-high 18 points in 22 minutes at UCLA on March 7
- Tallied 15 points on 6 of 10 shooting against USC in the Pac-12 tournament quarterfinals
- Grew up in El Paso, Texas but spent two years in Tucson
- Had 14 points vs. Cal on Feb. 1 and 12 points vs. Stanford on Feb. 4

MT. KRIVAS

Lithuanian center Motiejus Krivas has played a key role in the post for Arizona this season:

- Stands 7-foot-2 with a 7-foot-5 wingspan
- Against Oregon in the Pac-12 Tournament, had six points, three rebounds in 8 minutes
- Registered 7 points, four rebounds at USC on March 7
- Scored in double figures in four of the first five games of the season
- Had season-high 20 points vs. Belmont on Nov. 17.
- In his Pac-12 debut, he scored 18 points and had five rebounds.
- Has 57 offensive rebounds, 3rd on team
- shooting 55.0% from the floor this year

SERBIAN SENSATION

Here's what sophomore Filip Borovicanin from Belgrade, Serbia has done this season:

- Scored 18 points last year but has scored 45 points 19 games this season
- Tallied 11 points in the season opener against Morgan State
- Added six points, three assists, three rebounds in 13 minutes at Cal
- In 7 games at the FIBA U19 World Cup in Hungary, he averaged 14.1 points, 7.3 rebounds and 2.7 assists.

MAS MURAUSKAS

A look at Lithuanian forward Paulius Murauskas' season to date:

- Is 14 of 27 (51.9%) from the 3-point line
- Has appeared in 22 games this season
- He exploded for 12 points in just over five minutes of action against Arizona State on Feb. 17.
- He scored 10 points on 4 of 5 shooting from the floor in the opener against Morgan State.
- Against Southern, he grabbed 10 rebounds to go with his five points.

NATIONAL CHAMPIONSHIP EXPERIENCE

Senior transfers **Caleb Love** (North Carolina) and **Keshad Johnson** (San Diego State) have both played in the national championship game of the NCAA Tournament.

Love helped UNC get there in 2022 before falling to Kansas in the title tilt. He scored 30 points against UCLA in the Sweet 16 of that tournament and 28 points against Duke in the national semifinal game. Johnson scored 14 points for the Aztecs in the 2023 championship game against UConn in March.

ANDERSON, VEESAAR TO REDSHIRT

Head coach Tommy Lloyd announced after the season opener that sophomore forward Dylan Anderson intends to redshirt the 2023-24 season. He would then have three seasons of eligibility remaining. Lloyd mentioned in early January that a redshirt was likely for sophomore Henri Veesaar during the 2023-24 season as well.

\$3,600 FOR DIAMOND CHILDRENS MEDICAL CENTER

As part of "Coaches vs. Cancer" week in conjunction with the NABC, the Arizona men's basketball program partnered with Diamond Children's Medical Center in Tucson to have patients paint numerous pairs of plain white Nike Air Force One shoes. The coaching staff then wore the shoes for game at Oregon State, at Oregon and home vs. Cal before placing them up for auction. At the conclusion of the auction, a total of more than \$3,600 was raised to help fund the upcoming "Play Zone".

CONFERENCE CHAMPIONSHIPS (40)

Border Conference (12)

1932, 1933, 1936, 1940, 1943, 1946, 1947, 1948, 1949, 1950, 1951, 1953 (co)

Western Athletic Conference (1)

1976

Pac-10 Conference (16)

1986, 1988, 1988 Tourn., 1989, 1989 Tourn., 1990 (co), 1990 Tourn., 1991, 1993, 1994, 1998, 2000 (co), 2002 Tourn., 2003, 2005, 2011

Pac-12 Conference (11)

2014, 2015, 2015 Tourn., 2017 (co), 2017 Tourn., 2018, 2018 Tourn., 2022, 2022 Tourn., 2023 Tourn., 2024



TOMMY LLOYD

THIRD SEASON

88-19 OVERALL RECORD • 47-13 PAC-12 RECORD



THE LLOYD FILE

- Date of Birth:** Dec. 21, 1974
- Hometown:** Kelso, Washington
- Education:** Whitman '97
- Wife:** Chanelle
- Children:** Liam, Sofia, Maria
- Hired at Arizona:** April 14, 2021
- Career Record:** 88-19
- Record at Arizona:** Same
- Pac-12 Record:** 47-13

PLAYING EXPERIENCE

- Walla Walla Community College (1993-95)
- Whitman College (1995-97)
- Brisbane, Australia (1997)
- Dusseldorf, Germany (1999)

COACHING EXPERIENCE

- Gonzaga, administrative assist. coach -- 2000-01
- Gonzaga, Assistant Coach - 2001-2021
- Arizona, Head Coach - 2021-present

COACHING HONORS

- A Step Up Assistant Coach Hall of Fame (2020)
- 2022 Associated Press National Coach of the Year
- 2022 USBWA National Coach of the Year
- 2022 NABC National Coach of the Year
- 2022 Pac-12 Conference Coach of the Year
- Most wins by a head coach in his first two seasons in NCAA history (61)
- First power conference head coach to win his conference tournament in his first two seasons
- Second-most wins by a first-year head coach in NCAA history (33)

YEAR-BY-YEAR

Year	Overall	Conference
2021-22	33-4	18-2 (1st)
2022-23	28-7	14-6 (T5th)
2023-24	27-8	15-5
TOTAL	88-19	47-13

Tommy Lloyd is in his third season as the head coach at Arizona after he was named head coach April 14, 2021, after serving as an assistant coach at Gonzaga the previous 22 seasons. Since he took over in Tucson, Lloyd and the Wildcats have brought a fast, fun and energetic style of play to the McKale Center, consistently ranking among the national leaders in scoring as assists.

His head coaching career has gotten off to a record-breaking start, compiling a 61-11 record through his first two years to set a new NCAA record for most wins by a coach in their first two seasons.

Lloyd is also the first power conference coach to win his conference tournament in his first two seasons after capturing the 2022 and 2023 Pac-12 Tournament titles in Las Vegas.

Year two for Lloyd in Tucson continued to add to the history and tradition of Arizona Basketball, as the Wildcats went 28-7 on the year and finished eighth in the final Associated Press poll of the season and No. 17 in the coaches poll. The Wildcats earned a No. 2 seed in the NCAA Tournament after being pegged as a No. 1 seed the previous season, marking the first time since 2014 and 2015 that Arizona secured a top two seed in back-to-back NCAA Tournaments.

As a team, Arizona finished the 2022-23 season second in the country in assists per game (18.9) and sixth in scoring (81.9). Individually, Azuolas Tubelis was a consensus Second Team All-American and a first team all-conference honoree. He became the seventh player in Pac-12 history to lead the conference in scoring (19.8) and rebounding (9.1) in the same season.

Oumar Ballo was also a First Team All Pac-12 honoree after finishing second in the conference in rebounding and third in field goal percentage and earning MVP of Maui Invitational. Courtney Ramey earned Pac-12 honorable mention and Kylan Boswell was on the Pac-12 honorable mention all-freshman team.

In his first season as a head coach in 2021-22, he was named **National Coach of the Year** by the NABC, USBWA and the Associated Press, becoming the first Arizona men's basketball head coach to win any of those awards. He led Arizona to a 33-4 overall record and a 18-2 mark in Pac-12 play to claim the conference's regular season title by three games over UCLA. The Kelso, Washington native set the Pac-12 record for most wins in his first season as head coach and the Wildcats became the first Pac-12 team to ever win 18 regular season conference games. The 33 wins are the second-most in NCAA history for a head coach in his first-ever season as a head coach, falling one short of UNC's Bill Guthridge mark of 34 in 1998.

Under his guidance in 2021-22, sophomore Benedict Mathurin was named a consensus All-American as well as the Pac-12 Player of the Year and Most Outstanding Player of the Pac-12 Tournament, as he scored 655 points on the season, the ninth-most in Arizona history. Junior center Christian Koloko was named Pac-12 Defensive Player of the Year in addition to Pac-12 Most Improved Player of the Year and tied the Arizona single-season record for blocked shots (102) while also increasing his scoring output from 5.3 points per game as a sophomore to 12.6 as a junior and shooting 63.5% from the floor. Sophomore forward Azuolas Tubelis averaged 13.9 points per game and was named First Team All Pac-12 while Dalen Terry was honorable mention all-conference and ranked 12th nationally with a 2.84 assist-to-turnover ratio. Rounding out the award winners from the season was sophomore Pelle Larsson, who shot 47.8% from the floor and averaged 7.2 points and 3.4 rebounds to earn Pac-12 Sixth Man of the Year accolades.

As a team in 2021-22, Arizona led the country and set a new Arizona single-season record with 726 assists. The Wildcats also set a new program record with 210 blocked shots, a total that ranked second nationally. The fast-paced offensive attack led to Arizona averaging 84.0 points per game - third nationally - and the most by an Arizona team since 2003-04.

The Wildcats were also champions in the classroom during Lloyd's first season, recording a then-record setting 3.04 team GPA in the Fall 2021 semester with four players posting a perfect 4.0 GPA. Then in the Spring 2022 semester, the team GPA improved to an all-time program best 3.14 with eight players posting a 3.5 or higher GPA. Arizona also earned NABC Team Academic Excellence award in 2021-22 for having a team GPA of 3.00 or higher, marking the first time that Wildcats had received the honor since the award began in 2012-13 season.

Lloyd, who will turn 49 during the 2023-24 season, served as an administrative assistant at Gonzaga for few during the 2000-01 season before being promoted to assistant coach prior to the 2001-02 season. In his 20 seasons in Spokane, the Zags posted a record of 578-109 (.841) and reached the NCAA Tournament every year, going as far as the title game twice, the Elite Eight twice and the Sweet 16 four times. Gonzaga was also ranked No. 1 in the country for the first time in program history in 2012-13 and then again ascended to the top spot in 2016-17, 2018-19, 2019-20 and 2020-21.

During his tenure, Lloyd and the Zags won 19 West Coast Conference regular season titles and 15 WCC Tournament championships with the help of 87 all-WCC honorees, including nine newcomers of the year and six defenders of the year.

Coach Lloyd was instrumental in the Zags signing and developing NBA players, including two-time NBA All-Star Domantas Sabonis, Rui Hachimura, Kelly Olynyk, Zach Collins, Adam Morrison, Brandon Clarke, Kyle Wiltjer, Austin Daye, Robert Sacre, Ronny Turiaf, Jeremy Pargo and Elias Harris.

A 1993 graduate of Kelso High School in Washington, Lloyd went on to attend Walla Walla Community College for two seasons and was an All-Northwest Athletic Association of Community Colleges All-East Region selection in 1995. Following his graduation from WWCC, he finished his career at Whitman College, earning his degree in biology and a secondary teaching credential. He played professionally in Brisbane, Australia in 1997 and Dusseldorf, Germany in 1999.

Lloyd's contract at Arizona runs through the 2028-29 season after agreeing to a 5-year extension on Feb. 19, 2024.

Lloyd and his wife, Chanelle, have three children - Liam, Sofia and Maria.



LLOYD'S RECORD AGAINST...

Alabama.....	1-0
Arizona State.....	6-1
Belmont.....	1-0
California.....	6-0
California Baptist.....	1-0
Cincinnati.....	1-0
Colgate.....	1-0
Colorado.....	5-1
Creighton.....	1-0
Dayton.....	1-0
Duke.....	1-0
Florida Atlantic.....	0-1
Houston.....	0-1
Illinois.....	1-0
Indiana.....	1-0
Long Beach State.....	1-0
Michigan.....	1-0
Michigan State.....	1-0
Montana State.....	1-0
Morgan State.....	2-0
Nicholls.....	1-0
North Dakota State.....	1-0
Northern Arizona.....	1-0
Northern Colorado.....	1-0
Oregon.....	4-2
Oregon State.....	4-1
Princeton.....	0-1
Purdue.....	0-1
Sacramento State.....	1-0
San Diego State.....	1-0
Southern.....	1-0
Stanford.....	5-2
TCU.....	1-0
Tennessee.....	1-1
Texas A&M Corpus Christi.....	1-0
UCLA.....	6-2
USC.....	6-1
UT Arlington.....	1-0
UT Rio Grande Valley.....	1-0
Utah.....	5-1
Utah Tech.....	1-0
Washington.....	5-0
Washington State.....	2-3
Wichita State.....	1-0
Wisconsin.....	1-0
Wright State.....	1-0
Wyoming.....	1-0

LLOYD VS. RANKED OPPONENTS (14-7)

11/21/21.....vs. Michigan (4).....	W, 80-62
12/22/21.....at Tennessee (19).....	L, 73-77
1/25/22.....at UCLA (7).....	L, 59-75
2/3/22.....UCLA (3).....	W, 76-66
2/5/22.....USC (19).....	W, 72-63
3/1/22.....at USC (16).....	W, 91-71
3/12/22.....vs. UCLA (13).....	W, 84-76
3/24/22.....vs. Houston (15).....	L, 60-72
11/22/22.....vs. San Diego St. (17).....	W, 87-70
11/23/22.....vs. Creighton (10).....	W, 81-79
12/10/22.....vs. Indiana (14).....	W, 89-75
12/17/22.....Tennessee (6).....	W, 75-70
1/21/23.....UCLA (5).....	W, 58-52
3/4/23.....at UCLA (4).....	L, 73-82
3/11/23.....vs. UCLA (2).....	W, 61-59
11/10/23.....at Duke (2).....	W, 78-73
11/23/23.....vs. Michigan St. (21).....	W, 74-68
12/2/23.....Wisconsin (23).....	W, 98-73
12/16/23.....vs. Purdue (3).....	L, 84-92
12/23/23.....vs. FAU (14).....	L, 95-96 (2ot)
2/22/24.....vs. Washington St. (21).....	L, 74-77

2023 SUMMER TOUR OF ISRAEL & ABU DHABI

Back in August, the Wildcats embarked on their first international trip since 2017, traveling to Israel and Abu Dhabi from Aug. 10-20.

The trip was made possible by Complete Sports Management, Athletes for Israel and the Abu Dhabi Department of Culture and Tourism.



On the trip, the Wildcats were able to visit the following sites:

Jerusalem

- City of David
- Bethlehem
- Church of the Holy Sepulchre
- Yad Vashem
- Old City
- Dead Sea

Tel-Aviv

- Startup Nation
- Old City Jaffa
- Mediterranean Sea
- Carmel Market

Abu Dhabi

- Sheikh Zayed Grand Mosque
- Sand Dunes
- Louvre Abu Dhabi
- Abrahamic House
- Etihad Arena
- Persian Gulf

THREE EXHIBITION GAMES

In addition to the sites mentioned above, the team also played three exhibition games on the trip - one in Israel and two in Abu Dhabi. Here's a brief look back at each of the three:

Arizona 124, Israel Select 77

The Wildcats outscored the Israel Select team, 72-42, in the second half and shot 58% from the floor for the game. Six Wildcats scored in double figures, led by Keshad Johnson's 24 point, eight rebound performance. Filip Borovicinan scored 13 points and made a trio of 3-pointers while Paulius Murauskas added 17 points. The Israel Select team featured Ryan Turrell, who played for the Detroit Pistons G-League team during the 2022-23 season.

Arizona 127, UAE Select 90

The second game of the trip saw Arizona take down the UAE Select Team with a winning margin of 37 points. Seven different Wildcats scored in double figures, led by Motiejus Krivas and Filip Borovicinan with 17 points apiece. Krivas was 8 of 8 from the floor and Borovicinan added three more 3-pointers. Jaden Bradley had eight points and seven assists (zero turnovers) in 20 minutes of action as Arizona shot 55% from the floor for the game.

Arizona 85, Lebanon Senior National Team 71

In the final game of the trip, Arizona took on the senior national team from Lebanon inside Etihad Arena in Abu Dhabi. Lebanon was in Abu Dhabi to play exhibition games in advance of the FIBA World Cup in the Phillipines later in August. Arizona took a 14-point lead into the halftime locker room and led by as many as 23 in the second half. Pelle Larsson led the way for UA with 17 points to go with six rebounds. Keshad Johnson added 14 points off the bench and Caleb Love chipped in with 13 points. Lebanon was led by former Villanova standout Omari Spellman, who scored 21 points.

visit ArizonaWildcats.com/SummerTour for much more





LLOYD INKS EXTENSION THROUGH 2028-29



(Feb. 19, 2024) - The University of Arizona and men's basketball head coach Tommy Lloyd have agreed on a five-year contract extension that will keep Lloyd in Tucson until at least 2029, pending approval by the Arizona Board of Regents.

"Tommy has proven to be a championship coach, an exceptional leader and recruiter, and has reinvigorated Wildcat pride by transforming the University of Arizona men's basketball program back into one of the top programs in the nation. We are thrilled that he will remain a Wildcat for years to come," said University of Arizona President Robert C. Robbins. "Thanks to the generosity of many in our community who love and support this university and are invested in its future, donor funds have been secured to cover the full cost increase of the extension."

Donor funds have been secured to fully cover the increase in Lloyd's university-paid compensation throughout the term of the extension. The five-year agreement includes total compensation of \$5,250,000 in year one escalating to \$6,000,000 in year five. Total compensation includes base salary and additional duties pay plus annual funding from agreements with Nike and Learfield.

Since arriving at Arizona in 2021, Lloyd has led the Wildcats to an 81-16 overall record, including going 43-11 in Pac-12 Conference play. He set the NCAA record for most wins by a head coach through his first two seasons with 61, while guiding Arizona to the 2022 Pac-12 regular season championship and back-to-back Pac-12 Tournament titles in 2022 and 2023.

Arizona has been ranked in the Associated Press Top 25 Poll for 52 straight weeks (including Feb. 5 poll) under Lloyd and inside the top 10 for 41 of those weeks (as of Feb. 12). Arizona Basketball reached the No. 1 overall ranking in the AP poll earlier this season for the first time in a decade.

"I am humbled and grateful to finalize a long-term extension here at the University of Arizona. I am energized by the support of our fans, our players, our alumni, President Robbins, the Board of Regents and our donors," said Lloyd. "All of us are aligned on maintaining a highly competitive and nationally recognized basketball program that provides a great experience for the student athletes. We will continue to honor the Wildcat basketball heritage and give everything we have to make people proud to say 'Bear Down!'"

In his first season, the Wildcats won the 2022 Pac-12 Conference Championship and advanced to the NCAA Tournament's Sweet Sixteen with Lloyd named as the National Coach Year by the Associated Press, the National Association of Basketball Coaches and the United States Basketball Writers Association, as well as being named the Pac-12 Conference Coach of the Year. The following season, the program earned yet another berth to the NCAA Tournament.

McKale Center continues its legacy as one of the top venues in the country during Lloyd's tenure. The program led the Pac-12 Conference in attendance in each of his first two seasons as head coach and is on pace to lead the league this season as well. By leading the conference in attendance in 2023-24, Arizona will extend its streak as the Pac-12's attendance leader for a 40th consecutive season. Lloyd's teams have continued the program's dominance at home on the court as well, winning 95% of home games during the last three seasons.

It has also been a record-setting time in the classroom for the Wildcats, having twice set a new program record for semester GPA. Most recently, the team posted a GPA of 3.159 in the Fall 2023 semester, the best team GPA in a semester in program history, overtaking the previous record of 3.14 in the Spring 2022 semester.

Lloyd's coaching excellence at Arizona has also elevated his place at the highest international levels of basketball. He was recently named the head coach of the USA Basketball U18 National Team for the 2024 FIBA U18 Men's AmeriCup.

DESIREE REED-FRANCOIS NAMED ATHLETIC DIRECTOR



(Feb. 19, 2024) - Veteran intercollegiate athletics administrator **Desiree Reed-Francois** has been appointed the University of Arizona's new Director of Athletics, pending approval by the Arizona Board of Regents, President Robert C. Robbins announced today. Reed-Francois currently serves as the Director of Athletics at the University of Missouri and will begin her tenure in Tucson on March 3.

The terms of the five-year contract include an annual base salary of \$1 million in year one elevating to \$1.2 million in year five, with an additional \$250,000 annual contribution from the University of Arizona Foundation. Reed-Francois will have the opportunity for additional incentive compensation based on the department's athletic and academic success, as well as retention bonuses after four and five years of employment with the University. Thanks to Wildcat supporters who continue to show their deep commitment to the University and Arizona Athletics, any retention bonus or buyout expenses for Reed-Francois will be fully covered by donor funds. Donor funds have also been secured to cover the full payout costs of the University's previous athletic director.

Reed-Francois brings proven business expertise and financial acumen to the Director of Athletics position. She is an accomplished fundraiser and relationship builder and has transformed two collegiate athletic departments into high-performing, cost-effective operations. Reed-Francois also has deep ties to the University of Arizona, where she earned her juris doctorate from the James E. Rogers College of Law in 1997.

Reed-Francois has served as the Director of Athletics at the University of Missouri since 2021, raising the athletics program's profile over the past several years to include a top 10 football program, postseason berths across multiple sports, and enhancements to student-athlete welfare and support. In addition to hiring six head coaches, she has overseen the department's first budget surplus in six years; record-breaking successes in fundraising, including securing the largest gift in Missouri Athletics history of \$62 million; five straight semesters of record student-athlete GPAs; attendance growth in football and basketball; the opening of the Stephens Indoor Football Practice Center; significant upgrades to the game-day experience for fans; the growth of the Missouri brand across the state and country; and implementation of innovative Name Image Likeness (NIL) initiatives.

"There are very few institutions that would entice me to leave an SEC athletics department with strong momentum," said Reed-Francois. "The University of Arizona has tremendous potential and is an institution — and an athletics program — on the rise, and I want to be a part of shaping that future. We will provide a world-class student-athlete experience, which includes competing for championships and being among the nation's elite. I am grateful to President Robbins and the Arizona Board of Regents for this incredible opportunity."

Prior to her tenure in Columbia, Reed-Francois served as the Director of Athletics at the University of Nevada, Las Vegas (2017-2021), revitalizing the department. During her time with the Rebels, she completed or implemented more than \$70 million in facility upgrades; hired seven head coaches, including three who earned conference Coach of the Year honors early in their tenures; oversaw the completion and opening of a \$35 million on-campus football training complex; and successfully negotiated a joint-use agreement with the NFL's Las Vegas Raiders with the opening of the new \$2 billion Allegiant Stadium.

Prior to ascending to the director's chair, Reed-Francois served several institutions in leadership roles, including as the Deputy Athletics Director at Virginia Tech, as a Senior Associate Athletics Director at the University of Cincinnati and as the Senior Associate Athletics Director at the University of Tennessee. Additionally, she has worked at Fresno State University, Santa Clara University, San Jose State University, the University of California Berkeley and the University of San Francisco. She also has experience at the professional levels, working with the then Oakland Raiders and the National Football League Management Council.

Reed-Francois currently is the Vice Chair of the Lead1 Association Board of Directors and serves on the organization's executive committee, as well as on the boards of Women Leaders in Sports, the National Association of Collegiate Directors of Athletics (NACDA) and the National Coalition of Minority Football Coaches. Reed-Francois recently served as Vice Chair of the NCAA Baseball Selection Committee and formerly was a member of the College Football Playoff Committee's operations committee. In addition, she is a member of the National Association of Collegiate Marketing Administrators (NACMA) and has been a presenter at NACDA, NACMA, Women Leaders in Sports, and Sports Business Journal's annual conventions.

Reed-Francois was a rower at UCLA, where she graduated with a degree in political science before earning her juris doctorate from the University of Arizona James E. Rogers College of Law. She is a member of the State Bar of California and has taught law classes at the University of Tennessee and at Santa Clara University.

She and her husband, Josh Francois, have a son, Jackson, who is currently a sophomore on the men's basketball team at the University of Missouri.



BRYANT, PHILLIPS AND STEPHEN GIVE ARIZONA A TOP 15 RECRUITING CLASS

Arizona men's basketball head coach announced that Carter Bryant (left), Emmanuel Stephen (center), and Jamari Phillips (right) have all signed their National Letters of Intent and will join the program for the 2024-25 season.

CARTER BRYANT

6-8 • Forward
Riverside, Calif.

Corona Centennial HS (Calif.)

247Sports National Ranking: #18

Rivals National Ranking: #31

On3 National Ranking: #12

ESPN.com National Ranking: #20

Bryant is a 6-foot-8 forward at Corona Centennial High School this season after playing at Sage Hill last year. He was named to the McDonald's All American game this year.

While at Sage Hill, he averaged 22.1 points, 13.7 rebounds, 4.0 assists, 2.9 blocks and 1.6 steals per game and earned Pacific Coast League MVP and All-CIF honors. His team won the Pacific Coast League championship as well and he picked up player of the year accolades from the Daily Pilot.

He also received the 2023 Wooden Award as the boys basketball player of the year for California Interscholastic Federation Southern Section Division IV. In three tournament games against larger schools last year as a junior, Bryant averaged 33.3 points and 18.7 rebounds.

On the AAU circuit, Bryant played for Paul George Elite alongside Phillips and Stephen.

The son of Sabrina Torres and D'Cean Bryant, Carter comes from an athletic family background. His father played college basketball for four years at Long Beach State. There's also a connection to the University of Arizona for Bryant, as his aunt, Shaquillah Torres, played volleyball for the Wildcats from 2011-13.

EMMANUEL STEPHEN

7-0 • Center
Lagos, Nigeria

Dream City Christian (Ariz.)

247Sports National Ranking: #90

Rivals National Ranking: #96

On3 National Ranking: #87

ESPN.com National Ranking: #89

Emmanuel Stephen ("Stef-in") is a 7-foot center and a four-star recruit that is ranked in the Top 100 nationally.

Stephen (pronounced "Stefen") was one of the top defensive players and shot blockers on the EYBL circuit this past summer while playing for Paul George Elite, the same program as fellow Class of 2023 Arizona signees Carter Bryant and Jamari Phillips. He blocked just under three shots per game while grabbing nearly night rebounds per game.

At Peach Jam in the Summer of 2023, Stephen averaged 3.8 blocks per game on his way to earning Defensive MVP honors at the tournament. He also added 7.0 points per game and 9.8 rebounds at Peach Jam.

As a senior this season at Dream City, Stephen will play alongside Phillips. A native of Lagos, Nigeria, Stephen is relatively new to basketball after picking up the sport in 2019. He also spent some time at NBA Academy Africa before coming to the United States.

JAMARI PHILLIPS

6-3 • Guard
Antioch, Calif.

Dream City Christian (Ariz.)

247Sports National Ranking: #35

Rivals National Ranking: #37

On3 National Ranking: #72

ESPN.com National Ranking: #34

Phillips, a 6-foot-3 guard, is a four-star recruit and a top 25 recruit nationally. He is currently enrolled at Dream City Christian in Glendale and played on the same AAU team – Paul George Elite – as fellow Arizona signee Carter Bryant.

This past summer while playing in Phoenix with PG Elite in the EYBL, he averaged 28.7 points and shot 62% from the 3-point line over three games.

Prior to joining Dream City for his senior year, Phillips played at AZ Compass Prep and Modesto Christian High School. He scored over 1,000 points at Modesto Christian, averaging 23 points per game as a sophomore and being named Sacramento Bee's Player of the Year after leading Modesto Christian to the finals of the CIF State Open Division.

While playing the final part of his junior season at AZ Compass Prep, Phillips helped the Dragons to their first ever appearance in the championship game of the GEICO Nationals tournament, which featured nearly all of the top high school teams in the country.



NCAA TOURNAMENT BOX SCORES - TOMMY LLOYD ERA



Official Basketball Box Score - Final

Dayton at Arizona

03/23/24 Delta Center, Salt Lake City

NCAA Division I Men's Basketball Championship - Second Round

Game Time: 10:45 AM

Game Duration: 2:14

Officials: Tony Padilla, Brian O'Connell, Brooks Wells

Dayton - 68

Record: 25-8

NO. Name	Min	FG	3P	FT	Rebounds			Fouls		TP	AS	TO	ST	Blocks		+/-
		M-A	M-A	M-A	OR	DR	TOT	PF	FD					BS	BA	
2 Nate Santos	F 34:03	1-4	0-2	4-4	0	3	3	4	4	6	1	4	0	1	0	-7
15 DaRon Holmes II	F 38:01	8-17	2-4	5-7	3	8	11	4	10	23	3	4	3	1	2	-5
4 Koby Brea	G 39:26	5-9	4-8	0-0	0	4	4	3	1	14	2	1	2	1	0	-8
6 Enoch Cheeks	G 27:27	4-9	0-2	2-2	1	1	2	3	1	10	1	3	0	0	1	-7
24 Kobe Elvis	G 28:58	6-14	1-4	0-0	0	2	2	3	0	13	1	0	0	0	3	-7
13 Isaac Jack	04:02	0-0	0-0	0-0	0	0	0	0	0	0	0	0	0	0	0	-7
0 Javon Bennett	21:47	0-5	0-3	2-2	0	0	0	0	2	2	1	1	2	0	0	-4
12 Petras Padegimas	06:16	0-1	0-1	0-0	0	1	1	0	0	0	0	1	1	0	0	-5
Team					4	4	8			0		0				
Totals		24-59	7-24	13-15	8	23	31	17	18	68	9	14	8	3	6	-10

Shooting By Period			
1 st	FG%	11-31	35.5%
	3PT%	5-15	33.3%
	FT%	6-6	100%
2 nd	FG%	13-28	46.4%
	3PT%	2-9	22.2%
	FT%	7-9	77.8%
GM	FG%	24-59	40.7%
	3PT%	7-24	29.2%
	FT%	13-15	86.7%

Dead Ball Rebounds: 0, 0

Technical Fouls: NONE

Arizona - 78

Record: 27-8

NO. Name	Min	FG	3P	FT	Rebounds			Fouls		TP	AS	TO	ST	Blocks		+/-
		M-A	M-A	M-A	OR	DR	TOT	PF	FD					BS	BA	
16 Keshad Johnson	F 34:48	6-10	1-2	0-0	2	5	7	3	0	13	0	3	2	0	0	8
11 Oumar Ballo	C 22:23	4-5	0-0	0-0	0	3	3	1	1	8	0	2	0	0	0	2
2 Caleb Love	G 35:05	6-15	3-8	4-6	0	3	3	1	4	19	5	4	1	1	1	6
3 Pelle Larsson	G 37:29	5-9	2-4	1-3	1	6	7	2	3	13	6	3	1	0	0	7
4 Kylan Boswell	G 17:50	0-3	0-2	2-2	0	0	0	3	2	2	2	1	1	0	0	10
0 Jaden Bradley	27:07	3-7	1-1	5-6	0	4	4	2	4	12	2	0	3	3	2	6
14 Motiejus Krivas	08:48	2-2	0-0	0-0	0	4	4	2	1	4	0	0	0	0	0	6
5 KJ Lewis	16:31	2-2	1-1	2-3	2	1	3	4	2	7	2	1	1	2	0	5
Team					1	3	4			0		1				
Totals		28-53	8-18	14-20	6	29	35	18	17	78	17	15	9	6	3	10

Shooting By Period			
1 st	FG%	16-25	64.0%
	3PT%	5-9	55.6%
	FT%	3-4	75%
2 nd	FG%	12-28	42.9%
	3PT%	3-9	33.3%
	FT%	11-16	68.8%
GM	FG%	28-53	52.8%
	3PT%	8-18	44.4%
	FT%	14-20	70.0%

Dead Ball Rebounds: 2, 0

Technical Fouls: NONE

	DAY	ARI
Biggest lead	2 (1 st 19:17)	17 (1 st 4:17)
Best Scoring Run	10 (1 st 0:36)	10 (2 nd 6:51)
Lead Changes	1	
Times Tied	3	
Time with Lead	00:17	38:05

	DAY	ARI
Points from	11	12
Turnovers	11	12
Paint	32	38
Second Chance	6	8
Fast Breaks	6	7
Bench	2	23

	Period by Period Scoring		
	1st	2nd	TOT
DAY	33	35	68
ARI	40	38	78



NCAA TOURNAMENT BOX SCORES - TOMMY LLOYD ERA



Official Basketball Box Score - Final
Long Beach St. at Arizona
 03/21/24 Delta Center, Salt Lake City
 NCAA Division I Men's Basketball Championship - First Round

Game Time: 12:00 PM
 Game Duration: 2:12

Officials:

Long Beach St. - 65

Record: 21-15

NO.	Name	F	Min	FG	3P	FT	Rebounds			Fouls		TP	AS	TO	ST	Blocks		+/-
				M-A	M-A	M-A	OR	DR	TOT	PF	FD					BS	BA	
23	Lassina Traore	F	23:58	1-8	0-0	2-2	3	6	9	5	3	4	0	1	0	1	0	-26
25	Aboubacar Traore	F	36:00	6-16	0-1	2-2	3	12	15	1	2	14	4	4	0	1	4	-24
0	Marcus Tsohonis	G	27:54	3-13	0-5	4-5	2	1	3	2	4	10	3	4	1	0	1	-11
4	Messiah Thompson	G	10:41	0-2	0-1	0-0	0	0	0	0	0	0	0	1	0	0	0	-15
12	Jadon Jones	G	34:40	3-10	2-6	2-2	1	3	4	0	2	10	0	0	3	0	1	-19
2	Isa Silva		04:36	0-1	0-0	0-0	0	0	0	0	0	0	0	0	0	0	0	0
10	AJ George		31:34	5-9	0-1	2-7	1	3	4	2	4	12	3	1	0	0	2	-10
1	Amari Stroud		21:06	6-9	1-2	1-2	3	4	7	4	1	14	1	1	2	0	0	4
5	Jason Hart Jr.		03:45	0-1	0-0	0-0	0	0	0	0	0	0	0	0	0	0	0	-1
11	Varick Lewis		02:02	0-2	0-1	0-0	0	1	1	0	0	0	0	0	0	0	0	1
3	Maddox Monson		01:15	0-0	0-0	0-0	0	0	0	0	0	0	0	0	0	0	0	0
13	Chayce Polynice		01:15	0-1	0-0	0-0	0	0	0	0	0	0	0	0	0	0	0	1
40	Jeffrey Yan		01:15	0-0	0-0	1-2	0	1	1	0	1	1	0	0	0	1	0	0
Team							4	2	6			0		1				
Totals				24-72	3-17	14-22	17	33	50	14	17	65	11	13	6	3	8	-20

Shooting By Period			
1 st	FG%	14-35	40.0%
	3PT%	3-8	37.5%
	FT%	4-6	66.7%
2 nd	FG%	10-37	27.0%
	3PT%	0-9	0.0%
	FT%	10-16	62.5%
GM	FG%	24-72	33.3%
	3PT%	3-17	17.6%
	FT%	14-22	63.6%

Dead Ball Rebounds: 3, 0

Technical Fouls::NONE

Arizona - 85

Record: 26-8

NO.	Name	F	Min	FG	3P	FT	Rebounds			Fouls		TP	AS	TO	ST	Blocks		+/-
				M-A	M-A	M-A	OR	DR	TOT	PF	FD					BS	BA	
16	Keshad Johnson	F	28:42	5-9	2-3	1-1	1	4	5	4	1	13	0	2	2	0	0	13
11	Oumar Ballo	C	27:58	4-4	0-0	3-4	4	9	13	1	3	11	0	2	2	4	0	31
2	Caleb Love	G	34:29	6-17	3-12	3-5	2	9	11	0	4	18	5	0	2	1	1	24
3	Pelle Larsson	G	27:15	5-11	3-5	2-3	0	3	3	4	3	15	5	1	1	0	1	27
4	Kylan Boswell	G	32:17	8-19	4-9	0-0	2	1	3	2	1	20	8	1	2	1	0	28
0	Jaden Bradley		23:13	2-5	1-3	3-4	0	3	3	1	2	8	0	2	1	1	0	5
14	Motiejus Krivas		07:55	0-1	0-0	0-0	1	2	3	3	0	0	0	0	0	0	0	-9
5	KJ Lewis		12:21	0-4	0-2	0-0	0	0	0	2	0	0	1	1	0	1	0	-19
23	Paulius Murauskas		02:11	0-0	0-0	0-0	0	0	0	0	0	0	0	0	0	0	0	1
1	Filip Borovicinanin		01:15	0-0	0-0	0-0	0	0	0	0	0	0	0	0	0	0	0	0
55	Conrad Martinez		01:15	0-1	0-1	0-0	0	1	1	0	0	0	0	0	0	0	0	0
15	Grant Weitman		01:09	0-1	0-0	0-0	1	1	2	0	0	0	0	0	0	0	1	-1
Team							0	3	3			0		0				
Totals				30-72	13-35	12-17	11	36	47	17	14	85	19	9	10	8	3	20

Shooting By Period			
1 st	FG%	15-39	38.5%
	3PT%	7-18	38.9%
	FT%	4-5	80%
2 nd	FG%	15-33	45.5%
	3PT%	6-17	35.3%
	FT%	8-12	66.7%
GM	FG%	30-72	41.7%
	3PT%	13-35	37.1%
	FT%	12-17	70.6%

Dead Ball Rebounds: 3, 0

Technical Fouls::NONE

	LBS	ARI
Biggest lead	5 (1 st 8:40)	24 (2 nd 5:59)
Best Scoring Run	13(1 st 8:40)	16(2 nd 17:09)
Lead Changes	9	
Times Tied	5	
Time with Lead	07:00	29:44

Points from	LBS	ARI
Turnovers	8	13
Paint	38	32
Second Chance	15	8
Fast Breaks	14	21
Bench	27	8

Period by Period Scoring			
	1st	2nd	TOT
LBS	35	30	65
ARI	41	44	85



NCAA TOURNAMENT BOX SCORES - TOMMY LLOYD ERA



Official Basketball Box Score - Final
Wright St. at Arizona
03/18/22 Vegas Arena, San Diego
2021-22 Men's Basketball

Game Time: 4:27 PM
Game Duration: 1:59

Officials: Paul Szek, Bill Covington Jr., K.B. Burdett

Box score for Wright St. - 70 vs Arizona - 87. Includes player stats for Grant Basile, AJ Braun, Trey Galvin, etc.

Shooting By Period table for Wright St. vs Arizona. Shows FG%, 3PT%, FT% for 1st, 2nd, 3rd, and 4th quarters.

Box score for Arizona - 87 vs WSU - 72. Includes player stats for Azuolas Tubelis, Christian Koloko, etc.

Shooting By Period table for Arizona - 87 vs WSU - 72.

Summary table for Arizona - 87 vs WSU - 72. Includes Biggest lead, Best Scoring Run, Lead Changes, Times Tied, Time with Lead, Points from Turnovers, Paint, Second Chance, Fast Breaks, Bench.



Official Basketball Box Score - Final
Houston at Arizona
03/24/22 AT&T Center, San Antonio, Texas
NCAA Division I Men's Basketball - Sweet 16

Game Time: 8:59 PM
Game Duration: 2:16
Attendance: 17,957

Officials: Terry Ogtesby, Paul Szek, Marques Pellegrew

Box score for Houston - 72 vs Arizona - 60. Includes player stats for Josh Carlton, Fabian White Jr., Jamal Sheard, etc.

Shooting By Period table for Houston - 72 vs Arizona - 60.

Box score for Arizona - 60 vs WSU - 72. Includes player stats for Azuolas Tubelis, Christian Koloko, etc.

Shooting By Period table for Arizona - 60 vs WSU - 72.

Summary table for Arizona - 60 vs WSU - 72. Includes Biggest lead, Best Scoring Run, Lead Changes, Times Tied, Time with Lead, Points from Turnovers, Paint, Second Chance, Fast Breaks, Bench.



Official Basketball Box Score - Final
TCU at Arizona
03/20/22 Veeva Arena, San Diego
2021-22 Men's Basketball

Game Time: 6:40 PM
Game Duration: 2:41
Attendance: 11,425

Officials: Doug Shows, Keith Kimble, Eric Curry

Box score for TCU - 80 vs Arizona - 85. Includes player stats for Emanuel Miller, O'Bruck O'Bannon, Eldrick Lampkin, etc.

Shooting By Period table for TCU - 80 vs Arizona - 85.

Box score for Arizona - 85 vs WSU - 72. Includes player stats for Azuolas Tubelis, Christian Koloko, etc.

Shooting By Period table for Arizona - 85 vs WSU - 72.

Summary table for Arizona - 85 vs WSU - 72. Includes Biggest lead, Best Scoring Run, Lead Changes, Times Tied, Time with Lead, Points from Turnovers, Paint, Second Chance, Fast Breaks, Bench.



Official Basketball Box Score - Final
Princeton at Arizona
03/16/23 Golden 1 Center, Sacramento
2022-23 Men's Basketball

Game Time: 1:10 PM
Game Duration: 1:59
Attendance: 14,886

Officials: Brian O'Connell, Kevin Bill, Rob Rorker

Box score for Princeton - 59 vs Arizona - 55. Includes player stats for Caden Pierce, Tosan Ebuomwan, Keeshaun Kellman, etc.

Shooting By Period table for Princeton - 59 vs Arizona - 55.

Box score for Arizona - 55 vs WSU - 72. Includes player stats for Azuolas Tubelis, Cedric Henderson Jr., etc.

Shooting By Period table for Arizona - 55 vs WSU - 72.

Summary table for Arizona - 55 vs WSU - 72. Includes Biggest lead, Best Scoring Run, Lead Changes, Times Tied, Time with Lead, Points from Turnovers, Paint, Second Chance, Fast Breaks, Bench.



RECORD BOOK AT A GLANCE

NCAA RECORD FOR MOST WINS - FIRST 3 SEASONS

Pts.	Player	Year
1.	89 Brad Underwood (SFA)	2014-16
	89 Brad Stevens (Butler)	2008-10
3.	88 Tommy Lloyd (Arizona)	2022-Pres.
4.	84 Shaka Smart (VCU)	2010-12

ARIZONA CAREER DOUBLE-DOUBLE LEADERS

1.	Al Fleming (1973-76)	63
2.	Bob Elliott (1973-77)	48
3.	Michael Wright (1998-01)	34
4.	Oumar Ballo (2022-Pres.)	33
5.	Jordan Hill (2006-09)	32
6.	Channing Frye (2001-05)	30

ARIZONA CAREER REBOUNDS

Reb.	Player	Years
1.	1,190 Al Fleming	1973-76
2.	1,083 Bob Elliott	1974-77
3.	975 Channing Frye	2001-05
4.	879 Kaleb Tarczewski	2013-16
5.	861 Anthony Cook	1986-89
6.	837 Bill Reeves	1954-57
7.	832 Michael Wright	1998-2001
8.	824 Ernie McCray	1957-60
9.	817 A.J. Bramlett	1996-99
10.	815 Oumar Ballo	2022-Pres.

ARIZONA CAREER BLOCKED SHOTS

No.	Player	Years
1.	278 Anthony Cook	1986-89
2.	258 Channing Frye	2002-05
3.	186 Loren Woods	2000-01
4.	167 Ed Stokes	1990-93
5.	142 Sean Rooks	1989-92
6.	140 Jordan Hill	2007-09
7.	133 Oumar Ballo	2022-Pres.
8.	117 Kaleb Tarczewski	2013-16

ARIZONA SINGLE-SEASON SCORING

Pts.	Player	Year
1.	848 Khalid Reeves	1993-94
2.	743 Sean Elliott	1987-88
3.	741 Derrick Williams	2010-11
4.	735 Sean Elliott	1988-89
5.	704 Deandre Ayton	2017-18
6.	694 Azuolas Tubelis	2022-23
7.	692 Jason Gardner	2001-02
8.	684 Damon Stoudamire	1994-95
9.	677 Bob Elliott	1974-75
10.	662 Salim Stoudamire	2004-05
--	635 Caleb Love	2023-24

ARIZONA SINGLE-SEASON REBOUNDS

Reb.	Player	Years
1.	405 Deandre Ayton	2017-18
2.	375 Jordan Hill	2008-09
3.	373 Leo Johnson	1950-51
4.	350 Oumar Ballo	2022-Pres.
5.	343 Bill Reeves	1955-56
	343 Al Fleming	1974-75
7.	341 Bob Elliott	1975-76
	334 Ryan Anderson	2015-16
9.	329 Al Fleming	1975-76
10.	320 Azuolas Tubelis	2022-23

ARIZONA SINGLE-SEASON 3FG MADE

FG	Player	Year
1.	120 Salim Stoudamire	2004-05
2.	114 Steve Kerr	1987-88
3.	112 Damon Stoudamire	1994-95
4.	106 Jason Gardner	2001-02
5.	98 Gabe York	2015-16
6.	93 Damon Stoudamire	1993-94
7.	92 Caleb Love	2023-24
8.	85 Khalid Reeves	1993-94
9.	83 Kerr Kriisa	2022-23
	83 Courtney Ramey	2022-23
	83 Benedict Mathurin	2021-22

ARIZONA SINGLE-SEASON DOUBLE-DOUBLES

1.	24 Deandre Ayton	2017-18
2.	22 Al Fleming	1974-75
3.	20 Jordan Hill	2008-09
4.	19 Oumar Ballo	2023-24
5.	18 Bob Elliott	1975-76
6.	17 Ryan Anderson	2015-16
	17 A.J. Bramlett	1998-99
8.	16 Phil Taylor	1976-77
9.	15 Ben Davis	1995-96
	15 Al Fleming	1975-76

ARIZONA SINGLE-SEASON TEAM POINTS

Rank	Year	Points
1.	1987-88	3,234
2.	1997-98	3,177
3.	1993-94	3,124
4.	2021-22	3,107
5.	2023-24	3,065
6.	1990-91	3,021
7.	2004-05	2,948
8.	2000-01	2,926
9.	2014-15	2,911
10.	2010-11	2,905

ARIZONA SINGLE-SEASON TEAM POINTS PER GAME

Rank	Year	Pts./gm
1.	1997-98	90.8
2.	1993-94	89.3
3.	1973-74	89.0
4.	2023-24	87.6
5.	2003-04	87.1

ARIZONA SINGLE-SEASON TEAM 3FG MADE

Rank	Year	3FG
1.	2010-11	296
2.	2022-23	295
3.	2021-22	287
4.	2023-24	279
	1993-94	279
6.	1997-98	269
	2012-13	269
	2001-02	258
	2011-12	258
10.	1987-88	254

ARIZONA SINGLE-SEASON TEAM REB. MARGIN

Rank	Year	Margin
1.	1950-51	19.3
2.	2023-24	10.0
3.	1976-77	9.7
4.	2015-16	9.2
5.	1992-93	8.9

ARIZONA SINGLE-SEASON TEAM STEALS

Rank	Year	Steals
1.	1996-97	358
2.	1997-98	352
3.	2005-06	322
4.	2004-05	296
5.	2023-24	292
6.	1993-94	285
7.	2000-01	283
8.	1988-89	281

ARIZONA SINGLE-SEASON TEAM ASSISTS

Rank	Year	Assists
1.	2021-22	726
2.	1997-98	677
3.	2022-23	662
	1987-88	662
5.	2023-24	651
	1990-91	651



ARIZONA'S 1,000 POINT CLUB

1.	Sean Elliott.....	1986-89.....	2555
2.	Bob Elliott.....	1974-77.....	2131
3.	Jason Gardner.....	1999-2003.....	1984
4.	Salim Stoudamire.....	2001-05.....	1960
5.	Khalid Reeves.....	1991-94.....	1925
6.	Damon Stoudamire.....	1992-95.....	1849
7.	Hassan Adams.....	2002-06.....	1818
8.	Michael Dickerson.....	1994-98.....	1791
9.	Channing Frye.....	2001-05.....	1789
10.	Al Fleming.....	1973-76.....	1765
11.	Chase Budinger.....	2006-09.....	1697
12.	Miles Simon.....	1994-98.....	1664
13.	Chris Mills.....	1991-93.....	1619
14.	Anthony Cook.....	1986-89.....	1590
15.	Azuolas Tubelis.....	2021-23.....	1510
16.	Sean Rooks.....	1988-92.....	1497
17.	Michael Wright.....	1998-2001.....	1491
18.	Bill Warner.....	1969-71.....	1462
19.	Jason Terry.....	1996-99.....	1461
20.	Steve Kerr.....	1984-88.....	1445
21.	Solomon Hill.....	2009-13.....	1430
22.	Joe Nehls.....	1976-80.....	1409
23.	Ernie McCray.....	1958-60.....	1349
24.	Kyle Fogg.....	2008-12.....	1341
25.	Nick Johnson.....	2012-14.....	1333
26.	Frank Smith.....	1980-83.....	1329
27.	Mustafa Shakur.....	2003-07.....	1318
28.	Allonzo Trier.....	2015-18.....	1307
29.	Ivan Radenovic.....	2003-07.....	1300
30.	Nic Wise.....	2006-10.....	1285
31.	Link Richmond.....	1943-49.....	10.6
32.	Derrick Williams.....	2009-11.....	1227
33.	Ed Nymeyer.....	1956-58.....	1225
34.	Jordan Hill.....	2006-09.....	1208
35.	Oumar Ballo.....	2021-Pres.	1198
36.	Coniel Norman.....	1973-74.....	1194
37.	Kaleb Tarczewski.....	2012-16.....	1185
38.	Dusan Ristic.....	2014-18.....	1181
39.	Luke Walton.....	1999-2003.....	1179
40.	Ray Owes.....	1992-95.....	1178
41.	Craig McMillan.....	1985-88.....	1174
42.	Herman Harris.....	1974-77.....	1158
43.	Jud Buechler.....	1987-90.....	1144
44.	Gabe York.....	2012-16.....	1143
45.	Phil Taylor.....	1975-78.....	1127
46.	Gilbert Arenas.....	1999-2001.....	1105
47.	A.J. Bramlett.....	1996-99.....	1098
48.	Albert Johnson.....	1962-65.....	1090
49.	Joseph Blair.....	1992-96.....	1086
50.	Pelle Larsson.....	2021-Pres. ...	1065
51.	Mike Bibby.....	1996-98.....	1061
52.	Matt Othick.....	1989-92.....	1055
53.	Roger Johnson.....	1950-53.....	1046
54.	Joe Skaisgir.....	1961-62.....	1034
55.	Matt Muehlebach.....	1987-91.....	1006

PAC-12 STANDINGS

Team	Conference	Pct.	PF	PA	Overall	Pct.	PF	PA
Arizona	15-5	.750	87.75	74.75	27-8	.771	87.57	71.91
Washington St.	14-6	.700	73.50	70.00	25-10	.714	73.54	66.71
Colorado	13-7	.650	77.50	73.80	26-11	.703	79.32	71.73
Oregon	12-8	.600	74.10	73.50	24-12	.667	75.58	72.28
UCLA	10-10	.500	64.95	67.65	16-17	.485	65.97	65.45
California	9-11	.450	72.75	77.15	13-19	.406	73.97	77.03
Utah	9-11	.450	77.05	75.75	21-14	.600	78.60	72.97
Washington	9-11	.450	79.60	78.45	17-15	.531	80.59	77.13
Arizona St.	8-12	.400	70.80	75.65	14-18	.438	69.03	74.00
Southern California	8-12	.400	72.65	75.20	15-18	.455	74.12	74.30
Stanford	8-12	.400	75.50	77.30	14-18	.438	76.34	76.47
Oregon St.	5-15	.250	68.00	74.95	13-19	.406	68.88	72.69

ALL-TIME SERIES VS. ALABAMA/CLEMSON/NORTH CAROLINA

Arizona vs. Alabama

(Arizona trails, 2-3)[^]

3/15/85	L	41-50	Albuquerque, N.M.
3/18/90	L	55-77	Long Beach, Calif.
12/9/17	W	88-82	Tucson, Ariz. [^]
12/9/18	L	73-76	Tuscaloosa, Ala.
12/20/23	W	87-74	Phoenix, Ariz.

Arizona vs. Clemson

(Arizona leads, 3-0)

3/18/89	W	94-68	Boise, Idaho
12/10/11	W	63-47	Tucson, Ariz.
12/8/12	W	66-54	Clemson, S.C.

Arizona vs. North Carolina

(Arizona trails, 3-4)

12/28/48	L	49-60	Lafayette, La.
3/27/88	W	70-52	Seattle, Wash.
12/2/88	L	72-79	Charlotte, N.C.
11/22/96	W	83-72	Springfield, Mass.
3/29/97	W	66-58	Indianapolis, Ind.
1/28/06	L	69-86	Chapel Hill, N.C.
1/27/07	L	64-92	Tucson, Ariz.

[^] game vacated due to NCAA infractions



THE LAST TIME...

ARIZONA

As A Team:

Scored 100 Points: 103 vs. Oregon (3-2-24)
Scored 90 Points: 103 vs. Oregon (3-2-24)
Scored Less Than 50 Points: 48 at USC (2-27-20)
Scored Less Than 40 Points: 39 at UTEP (2-6-65)
Won By 50 Points: W, 122-59 vs. Morgan State (11-6-23)
Won By 40 Points: W, 105-60 vs. Arizona State (2-17-24)
Won By 30 Points: W, 105-60 vs. Arizona State (2-17-24)
Lost By 20 Points: L, 57-80 at USC (1-24-19)
Lost By 30 Points: L, 69-99 vs. BYU (12-28-09)
Shot 65% Or Better: 71.7% (38-53) vs. Nicholls (11-7-22)
Shot 60% Or Better: 60.9% (39-64) vs. Oregon (3-2-24)
Shot Less Than 35%: 34.7% (25-72) at Washington State (1-13-24)
Shot Less Than 30%: 28.1% (16-57) at USC (2-27-20)
Shot 70% 3FG Or Better: 71.4% (10-14) at Stanford (1-1-17)
Shot 60% 3FG Or Better: 61.1% (11-18) vs. Nicholls (11-7-22)
Shot Less Than 30% 3FG: 26.3% (5-19) vs. Oregon (3-15-24)
Shot Less Than 20% 3FG: 18.8% (3-16) vs. Princeton (3-16-23)
Shot Less Than 15% 3FG: 14.3% (4-28) at Utah (12-1-22)
Made 10 Three-Pointers: 13 (of 35) vs. LBSU (3-21-24)
Failed To Make a 3FG: (0-9) vs. UTEP (12-12-20)
Shot 90% On Free Throws: 93.3% (14-15) vs. UT Arlington (11-19-23)
Shot Less Than 50% On FTs: 35.3% (6-17) at California (2-9-23)
Had 50 Rebounds: 51 vs. Washington (2-24-24)
Had 20 Offensive Rebounds: 21 vs. USC (1-17-24)
Had 30 Assists: 30 vs. Nicholls (11-7-22)
Had 20 Assists: 27 vs. Oregon (3-2-24)
Had less than 10 assists: 9 vs. Washington State (1-7-23)
Had 20 Turnovers: 23 vs. Southern (11-13-23)
Had Less Than 10 Turnovers: 9 vs. LBSU (3-21-24)
Had 10 Steals: 10 vs. LBSU (3-21-24)
Had 10 Blocks: 11 vs. UCLA (3-12-22)
Had Pair of 20-Point scorers: Love (22), Larsson (22), Johnson (21) vs. Oregon (3-2-24)
Had 3 score 20-plus points: Love (22), Larsson (22), Johnson (21) vs. Oregon (3-2-24)
Had 7+ Double-Digit Scorers: 7 vs. UT Arlington (11-19-23)
Had 6 Double-Digit Scorers: 6 vs. Arizona State (2-17-24)
Had 5 Double-Digit Scorers: 5 vs. LBSU (3-21-24)
Had No Double-Digit Scorers: vs. California (2-2-84)
Had Two 10+ Rebounders: Ballo (13), Love (11) vs. LBSU (3-21-24)
Had Three 10+ Rebounders: at Washington State (2-3-16)
 R. Anderson (12), K. Tarczewski (10) & M. Tollefsen (10)
 51 vs. Oregon (3-2-24)
 52 vs. Oregon (3-2-24)
Scored 60 Points in a Half: 62 vs. Southern (11-13-23)- second half
Scored 20 Or Fewer In 1st Half: 19 at USC (1-24-19)
Scored 20 Or Fewer In 2nd Half: 16 at Oregon (3-2-19)
Erased a 10+ point deficit: 11 vs. Stanford (2-4-24)
Won an OT Game: W, 105-99 (3OT) at Utah (2-8-24)
Lost an OT Game: L, 95-96 (2ot) vs. Florida Atlantic (12-23-23)
Won a 2OT Game: W, 105-99 (3OT) at Utah (2-8-24)
Lost a 2OT Game: L, 95-96 (2ot) vs. Florida Atlantic (12-23-23)
Won a 3OT Game: W, 105-99 (3OT) at Utah (2-8-24)
Lost a 3OT Game: L, 73-77 vs. Colorado (12-20-65)
Won a 4OT Game: Never
Lost a 4OT Game: L, 101-103 at USC (1-9-16)
Won on buzzer beater: W, 84-82 at Arizona State - A. Tubelis (1-21-21)
Lost on buzzer beater: L, 80-83 at Oregon State - Jordan Pope (1-25-24)
Defeated a Ranked Team: W, 98-73 vs. #23 vs. Wisconsin (12-9-23)
Lost To a Ranked Team: L, 74-77 vs. #21 Washington State (2-22-24)
Ranked AP No. 1: Dec. 11, 2023
Ranked in AP Top 5: 5th (3-4-24)
Ranked in AP Top 10: 9th (3-18-24)
Ranked in AP 11-25: 9th (3-18-24)

As An Individual:

Had a Triple-Double: Kerr Kriisa (14p, 11r, 12a) vs. Southern (11-11-22)
Had a Dbl.-Dbl. (Pts/Reb): Ballo (11p, 13r), Love (18p, 11r) vs. LBSU (3-21-24)
Had a Dbl.-Dbl. (Pts/Asst): Kerr Kriisa (13 pts, 11 ast) at Oregon State (1-12-23)
Scored 20+ Pts w/ 10+ Rebs: Oumar Ballo (22p, 13r) vs. California (2-1-24)
Scored 30+ Pts w/ 10+ Rebs: Oumar Ballo (30p, 13r) vs. Creighton (11-23-22)
Scored 20+ Pts w/ 20+ Rebs: Deandre Ayton (26p, 20r), vs. California (3-5-18)
Two Double-Doubles: Ballo (11p, 13r), Love (18p, 11r) vs. LBSU (3-21-24)
Two 20p/10r Double-Doubles: Tubelis (25p, 10r), Ballo (21p, 12r) at Washington (1-28-23)
Scored 40 Points: Aзуоlas Tubelis (40) vs. Oregon (2-2-23)
Scored 30 Points: Caleb Love (36) at Oregon (1-27-24)
Scored 30 Points (P12 Only): Caleb Love (36) at Oregon (1-27-24)
Scored 20 Points: Kylan Boswell (20) vs. LBSU (3-21-24)
Scored 20 Points (P12 Only): Love (22), Larsson (22), Johnson (21) vs. Oregon (3-2-24)
Scored 20 Points in a half: Caleb Love (20) vs. Washington (2-24-24)- first half
Had 20+ Rebounds: Oumar Ballo (21) vs. Florida Atlantic (12-23-23)
Had 15-19 Rebounds: Oumar Ballo (16) at Utah (2-8-24)
Had 7+ Offensive Rebounds: Oumar Ballo (7) vs. USC (1-17-24)
Had 10+ Assists: Kerr Kriisa (11) at Oregon State (1-12-23)
Had 5+ Steals: Jaden Bradley (5) vs. USC (1-17-24)
Had 5+ Blocks: Oumar Ballo (5) vs. Oregon (3-15-24)
Made 10+ Free Throws: Aзуоlas Tubelis (10-12) vs. Washington State (1-7-23)

VERSUS ARIZONA

As A Team:

Scored 100 Points: 100 - at Stanford (12-31-23)
Scored 90 Points: 99 - at Utah (2-8-24)
Scored Less Than 50 Points: 49 - vs. USC (3-14-24)
Scored Less Than 40 Points: 39 - San Jose State (11-14-19)
Shot 65% Or Better: 65.2% (30-46) - Oregon (2-4-17)
Shot 60% Or Better: 61.1% (33-54) - at Stanford (2-11-23)
Shot 50% Or Better: 52.2% (35-67) - vs. Oregon (3-2-24)
Shot Less Than 30%: 26.2% (17-65) - N. Dakota State (11-16-21)
Shot Less Than 25%: 22.4% (15-67) - UTRGV (11-12-21)
Shot 60% 3FG Or Better: 60.0% (12-20) - at Oregon State (1-25-24)
Shot 50% 3FG Or Better: 64.0% (16-25) - at Stanford (12-31-23)
Shot Less Than 20% 3FG: 17.6% (3-17) - vs. LBSU (3-21-24)
Shot Less Than 10% 3FG: 7.1% (1-14) - vs. Michigan (11-21-21)
Made 15 Three-Pointers: 16 (of 25) - at Stanford (12-31-23)
Made 10 Three-Pointers: 11 (of 29) - at Utah (2-8-24)
Failed To Make a 3FG: (0-7) UCLA (1-18-97)
Shot 90% On Free Throws: 90.9% (20-22) - at UCLA (3-4-23)
Shot Less Than 50% On FTs: 47.6% (10-21) - at Utah (2-8-24)
Had 50 Rebounds: 50 - vs. LBSU (3-21-24)
Had 20 Offensive Rebounds: 21 - at Utah (2-8-24)
Had 0 Offensive Rebounds: 0 - vs. Colgate (12-2-23)
Had 20 Assists: 23 - at Utah (2-8-24)
Had less than 5 assists: 4 - vs. San Diego State (11-22-22)
Had 20 Turnovers: 25 - vs. Morgan State (11-6-23)
Had Less Than 10 Turnovers: 8 - at Arizona State (2-28-24)
Had 10 Steals: 10 - vs. Oregon (3-15-24)
Had 10 Blocks: 11 - Oregon (3-11-16)
Had 30-Point & 20-Point Scorers: J. Pope (31), T. Bilodeau (22) - at Oregon State (1-25-24)
Had Pair of 20-Point Scorers: J. Shelstad (21), J. Cousinard (20) - vs. Oregon (3-15-24)
Had Three 20-Point Scorers: F. Loyer (27), B. Smith (26), Z. Edey (22) vs. Purdue (12-16-23)
Had 6 Double-Digit Scorers: Kansas (11-27-10)
Had 5 Double-Digit Scorers: vs. Arizona State (2-25-23)
Had 1 Double-Digit Scorer: vs. Colgate (12-2-23)
Had No Double-Digit Scorers: at Stanford (1-20-22)
Had Two 10+ Rebounders: Br. Carlson (15); De. Smith (11) at Utah (2-8-24)
Scored 50+ Points In 1st Half: 50 - Purdue (11-24-17)
Scored 50+ Points In 2nd Half: 53 - vs. Oregon (3-2-24)
Scored 20 Or Less In 1st Half: 16 - vs. USC (3-14-24)
Scored 20 Or Less In 2nd Half: 19 - vs. UT Arlington (11-19-23)
Did Not Score in OT period: UCLA (3-9-18)

As An Individual:

Had a Triple-Double: Deivon Smith - at Utah (2-8-24); 14p, 11r, 10a
Had a Dbl.-Dbl (Pts/Reb): DaRon Holmes - vs. Dayton (3-23-24); 23p, 11r
Had a Dbl.-Dbl (Pts/Asst): Deivon Smith - at Utah (2-8-24); 14 pts, 10 assts
Had 30+ Points & 10+ Rebounds: Brandon McCoy - UNLV (12-2-17); 33 pts, 10 rebs
Had 20+ Points & 15+ Rebounds: Brandon Carlson - at Utah (2-8-24) 27p, 15r
Had 20+ Points & 10+ Rebounds: DaRon Holmes - vs. Dayton (3-23-24); 23p, 11r
Two Double-Doubles: Br. Carlson (27p, 15r), D. Smith (14p, 11r, 10a) at Utah (2-8-24)
Scored 30+ Points in Back-to-Back Games vs. UA:
 Jimmer Fredette, BYU - 49 points (12-28-09) & 31 points (12-11-10)
Scored 40 Points: Jared Brownridge (44) - Santa Clara (11-26-15)
Scored 30 Points: Jermaine Cousinard (39) - vs. Oregon (3-2-24)
Scored 30 Points (P12 Only): Jermaine Cousinard (39) - vs. Oregon (3-2-24)
Scored 20 Points: DaRon Holmes (23) - vs. Dayton (3-23-24)
Scored 20 Points (P12 Only): J. Shelstad (21), J. Cousinard (20) - vs. Oregon (3-15-24)
Had 20+ Rebounds: Zylan Cheatham (22) - Arizona State (1-31-19)
Had 15-19 Rebounds: Brandon Carlson (15) - at Utah (2-8-24)
Had 7+ Offensive Rebounds: Eddie Lampkin (10) - TCU (3-20-22)
Had 10+ Assists: Deivon Smith (10) - at Utah (2-8-24)
Had 5+ Steals: Kobe Johnson (6) - at USC (3-9-24)
Had 5+ Blocks: Kaylor Kelly (5) - Oregon State (2-20-20)
Made 10+ Free Throws: Tyger Campbell (11) - at UCLA (3-4-23)
Made 15+ Free Throws: Elijah Brown (15) - Oregon (2-24-18)



BOX SCORES



Official Basketball Box Score - Final
Morgan St. at Arizona
11/06/23 McKale Center, Tucson
2023-24 Men's Basketball

Game Time: 7:30 PM
Game Duration: 2:02
Attendance: 13,455

Officials: Randy McCall, Glen Mayberry, Jason Garrettson

Box score table for Morgan St. - 59 vs Arizona - 78. Includes columns for NO. Name, Min, FG, 3P, FT, Rebounds, Fouls, TP, AS, TO, ST, Blocks, +/- and Shooting By Period.

Shooting By Period table for Morgan St. vs Arizona. Shows 1st, 2nd, and GM FG%, 3PT%, and FT% for both teams.



Official Basketball Box Score - Final
Arizona at Duke
11/10/23 Cameron Indoor Stadium, Durham
2023-24 Men's Basketball

Game Time: 7:00 PM
Game Duration: 2:16
Attendance: 9,914

Officials: Ron Groover, Brian O'Connell, Doug Simons

Box score table for Arizona - 78 vs Duke - 73. Includes columns for NO. Name, Min, FG, 3P, FT, Rebounds, Fouls, TP, AS, TO, ST, Blocks, +/- and Shooting By Period.

Shooting By Period table for Arizona vs Duke. Shows 1st, 2nd, and GM FG%, 3PT%, and FT% for both teams.

Box score table for Arizona - 122 vs MSU - 59. Includes columns for NO. Name, Min, FG, 3P, FT, Rebounds, Fouls, TP, AS, TO, ST, Blocks, +/- and Shooting By Period.

Shooting By Period table for Arizona vs MSU. Shows 1st, 2nd, and GM FG%, 3PT%, and FT% for both teams.

Summary table for Arizona vs MSU. Includes Biggest lead, Best Scoring Run, Lead Changes, Times Tied, Time with Lead, Points from Turnovers, Paint, Second Chance, Fast Breaks, Bench, and Period by Period Scoring.

Box score table for Duke - 73 vs Belmont at Arizona - 68. Includes columns for NO. Name, Min, FG, 3P, FT, Rebounds, Fouls, TP, AS, TO, ST, Blocks, +/- and Shooting By Period.

Shooting By Period table for Duke vs Belmont. Shows 1st, 2nd, and GM FG%, 3PT%, and FT% for both teams.

Summary table for Duke vs Belmont. Includes Biggest lead, Best Scoring Run, Lead Changes, Times Tied, Time with Lead, Points from Turnovers, Paint, Second Chance, Fast Breaks, Bench, and Period by Period Scoring.



Official Basketball Box Score - Final
Southern U. at Arizona
11/13/23 McKale Center, Tucson
2023-24 Men's Basketball

Game Time: 6:00 PM
Game Duration: 2:08
Attendance: 12,868

Officials: Kipp Kissinger, Brooks Wells, Verne Harris

Box score table for Southern U. - 59 vs Belmont - 68. Includes columns for NO. Name, Min, FG, 3P, FT, Rebounds, Fouls, TP, AS, TO, ST, Blocks, +/- and Shooting By Period.

Shooting By Period table for Southern U. vs Belmont. Shows 1st, 2nd, and GM FG%, 3PT%, and FT% for both teams.

Box score table for Arizona - 97 vs Belmont - 68. Includes columns for NO. Name, Min, FG, 3P, FT, Rebounds, Fouls, TP, AS, TO, ST, Blocks, +/- and Shooting By Period.

Shooting By Period table for Arizona vs Belmont. Shows 1st, 2nd, and GM FG%, 3PT%, and FT% for both teams.

Summary table for Arizona vs Belmont. Includes Biggest lead, Best Scoring Run, Lead Changes, Times Tied, Time with Lead, Points from Turnovers, Paint, Second Chance, Fast Breaks, Bench, and Period by Period Scoring.



Official Basketball Box Score - Final
Belmont at Arizona
11/17/23 McKale Center, Tucson
2023-24 Men's Basketball

Game Time: 9:00 PM
Game Duration: 1:57
Attendance: 14,688

Officials: Cedric Carr, Kelly Pfeifer, Tommy Johnson

Box score table for Belmont - 68 vs Arizona - 100. Includes columns for NO. Name, Min, FG, 3P, FT, Rebounds, Fouls, TP, AS, TO, ST, Blocks, +/- and Shooting By Period.

Shooting By Period table for Belmont vs Arizona. Shows 1st, 2nd, and GM FG%, 3PT%, and FT% for both teams.

Box score table for Arizona - 100 vs Belmont - 68. Includes columns for NO. Name, Min, FG, 3P, FT, Rebounds, Fouls, TP, AS, TO, ST, Blocks, +/- and Shooting By Period.

Shooting By Period table for Arizona vs Belmont. Shows 1st, 2nd, and GM FG%, 3PT%, and FT% for both teams.

Summary table for Arizona vs Belmont. Includes Biggest lead, Best Scoring Run, Lead Changes, Times Tied, Time with Lead, Points from Turnovers, Paint, Second Chance, Fast Breaks, Bench, and Period by Period Scoring.



BOX SCORES



Official Basketball Box Score - Final
UT Arlington at Arizona
11/20/23 McKale Center, Tucson
2023-24 Men's Basketball
Game Time: 4:00 PM
Game Duration: 1:54
Attendance: 13,403

UT Arlington - 56
Record: 2-2
Table with columns: NO. Name, Min, FG, 3P, FT, Rebounds, Fouls, TP, AS, TO, ST, Blocks, +/-

Shooting By Period
1st FG% 14-29 48.3%
3PT% 6-10 60.0%
2nd FG% 8-32 25.0%
3PT% 1-5 20.0%
FT% 2-8 25.0%
GMFG% 22-61 36.1%
3PT% 7-25 28.0%
FT% 5-12 41.7%
Dead Ball Rebounds: 3, 0

Technical Fouls: NONE
Table with columns: MSU, AZ, Points from, Turnovers, Paint, Second Chance, Fast Breaks, Bench



Official Basketball Box Score - Final
Michigan St. at Arizona
11/23/23 Acrisure Arena, Palm Desert
2023-24 Men's Basketball
Game Time: 1:00 PM
Game Duration: 2:11
Attendance: 9,112

Michigan St. - 68
Record: 3-3
Table with columns: NO. Name, Min, FG, 3P, FT, Rebounds, Fouls, TP, AS, TO, ST, Blocks, +/-

Shooting By Period
1st FG% 12-31 38.7%
3PT% 3-9 33.3%
FT% 3-6 50.0%
2nd FG% 14-33 42.4%
3PT% 2-8 25.0%
FT% 1-8 12.5%
GMFG% 26-64 40.6%
3PT% 5-17 29.4%
FT% 11-14 78.6%
Dead Ball Rebounds: 2, 0

Technical Fouls: NONE
Table with columns: MSU, AZ, Points from, Turnovers, Paint, Second Chance, Fast Breaks, Bench

Arizona - 101
Record: 5-0
Table with columns: NO. Name, Min, FG, 3P, FT, Rebounds, Fouls, TP, AS, TO, ST, Blocks, +/-

Shooting By Period
1st FG% 16-35 45.7%
3PT% 4-13 30.8%
FT% 7-7 100.0%
2nd FG% 22-38 57.9%
3PT% 7-11 63.6%
FT% 7-8 87.5%
GMFG% 38-73 52.1%
3PT% 11-24 45.8%
FT% 14-15 93.3%
Dead Ball Rebounds: 2, 0

Technical Fouls: NONE
Table with columns: MSU, AZ, Points from, Turnovers, Paint, Second Chance, Fast Breaks, Bench

Arizona - 74
Record: 6-0
Table with columns: NO. Name, Min, FG, 3P, FT, Rebounds, Fouls, TP, AS, TO, ST, Blocks, +/-

Shooting By Period
1st FG% 16-31 51.6%
3PT% 4-10 40.0%
FT% 4-5 80.0%
2nd FG% 11-28 39.3%
3PT% 1-9 11.1%
FT% 11-15 73.3%
GMFG% 27-59 45.8%
3PT% 5-19 26.3%
FT% 15-20 75.0%
Dead Ball Rebounds: 1, 2

Technical Fouls: NONE
Table with columns: MSU, AZ, Points from, Turnovers, Paint, Second Chance, Fast Breaks, Bench

Biggest lead 7 (1st 17:49)
Best Scoring Run 20 (2nd 15:40)
Lead Changes 7
Times Tied 7
Time with Lead 09:13

Points from Turnovers 10 24
Paint 28 48
Second Chance 10 16
Fast Breaks 9 17
Bench 21 37

Period by Period Scoring
1st 37 19 56
2nd 43 58 101

Biggest lead 3 (2nd 9:50)
Best Scoring Run 9 (1st 10:15)
Lead Changes 2
Times Tied 3
Time with Lead 01:41

Points from Turnovers 12 17
Paint 32 42
Second Chance 15 12
Fast Breaks 13 12
Bench 13 12

Period by Period Scoring
1st 38 68
2nd 40 34 74



Official Basketball Box Score - Final
Colgate at Arizona
12/02/23 McKale Center, Tucson
2023-24 Men's Basketball
Game Time: 1:00 PM
Game Duration: 1:45
Attendance: 14,688

Colgate - 55
Record: 4-4
Table with columns: NO. Name, Min, FG, 3P, FT, Rebounds, Fouls, TP, AS, TO, ST, Blocks, +/-

Shooting By Period
1st FG% 12-24 50.0%
3PT% 4-10 40.0%
FT% 2-4 50.0%
2nd FG% 10-29 34.5%
3PT% 3-12 25.0%
FT% 2-3 66.7%
GMFG% 22-63 34.9%
3PT% 7-22 31.8%
FT% 4-7 57.1%
Dead Ball Rebounds: 3, 0

Technical Fouls: NONE
Table with columns: MSU, AZ, Points from, Turnovers, Paint, Second Chance, Fast Breaks, Bench



Official Basketball Box Score - Final
Wisconsin at Arizona
12/09/23 McKale Center, Tucson
2023-24 Men's Basketball
Game Time: 1:15 PM
Game Duration: 1:53
Attendance: 14,688

Wisconsin - 73
Record: 7-3
Table with columns: NO. Name, Min, FG, 3P, FT, Rebounds, Fouls, TP, AS, TO, ST, Blocks, +/-

Shooting By Period
1st FG% 15-35 42.9%
3PT% 4-12 33.3%
FT% 1-2 50.0%
2nd FG% 16-36 44.4%
3PT% 3-11 27.3%
FT% 2-3 66.7%
GMFG% 22-63 34.9%
3PT% 7-22 31.8%
FT% 4-7 57.1%
Dead Ball Rebounds: 2, 0

Technical Fouls: NONE
Table with columns: MSU, AZ, Points from, Turnovers, Paint, Second Chance, Fast Breaks, Bench

Arizona - 82
Record: 7-0
Table with columns: NO. Name, Min, FG, 3P, FT, Rebounds, Fouls, TP, AS, TO, ST, Blocks, +/-

Shooting By Period
1st FG% 15-35 42.9%
3PT% 4-12 33.3%
FT% 1-2 50.0%
2nd FG% 16-36 44.4%
3PT% 3-11 27.3%
FT% 2-3 66.7%
GMFG% 22-63 34.9%
3PT% 7-22 31.8%
FT% 4-7 57.1%
Dead Ball Rebounds: 5, 0

Technical Fouls: NONE
Table with columns: MSU, AZ, Points from, Turnovers, Paint, Second Chance, Fast Breaks, Bench

Arizona - 98
Record: 8-0
Table with columns: NO. Name, Min, FG, 3P, FT, Rebounds, Fouls, TP, AS, TO, ST, Blocks, +/-

Shooting By Period
1st FG% 18-32 56.3%
3PT% 8-17 47.1%
FT% 4-6 66.7%
2nd FG% 17-28 60.7%
3PT% 4-9 44.4%
FT% 12-20 60.0%
GMFG% 35-60 58.3%
3PT% 12-26 46.2%
FT% 16-26 61.5%
Dead Ball Rebounds: 7, 1

Technical Fouls: NONE
Table with columns: MSU, AZ, Points from, Turnovers, Paint, Second Chance, Fast Breaks, Bench

Biggest lead 2 (1st 19:21)
Best Scoring Run 6 (1st 3:07)
Lead Changes 1
Times Tied 2
Time with Lead 00:22

Points from Turnovers 11 22
Paint 14 44
Second Chance 0 16
Fast Breaks 9 10
Bench 22 27

Period by Period Scoring
1st 30 25 55
2nd 35 47 82

Biggest lead 2 (1st 19:18)
Best Scoring Run 7 (1st 16:31)
Lead Changes 3
Times Tied 4
Time with Lead 00:23

Points from Turnovers 5 12
Paint 32 42
Second Chance 16 11
Fast Breaks 8 19
Bench 32 21

Period by Period Scoring
1st 31 42 73
2nd 48 50 98



BOX SCORES



Official Basketball Box Score - Final
Arizona at Purdue
12/16/23 Garbidge Fieldhouse, Indianapolis, IN
2023 Indy Classic

Game Time: 4:30 PM
Game Duration: 2:08
Attendance: 17,315

Officials: Jeff Anderson, Tim Comer, Tony Palda

Arizona - 84 Record: 8-1
Table with columns: NO. Name, Min, FG, 3P, FT, Rebounds, Fouls, TP, AS, TO, ST, Blocks, +/-, Shooting By Period (1st FG, 3PT, 2nd FG, 3PT, GM FG, 3PT, FT)

Technical Fouls: NONE

Purdue - 92 Record: 10-1
Table with columns: NO. Name, Min, FG, 3P, FT, Rebounds, Fouls, TP, AS, TO, ST, Blocks, +/-, Shooting By Period (1st FG, 3PT, 2nd FG, 3PT, GM FG, 3PT, FT)

Technical Fouls: NONE

Summary table with columns: AZ, PUR, Points from Turnovers, Paint, Second Chance, Fast Breaks, Bench, Period by Period Scoring (1st, 2nd, TOT)



Official Basketball Box Score - Final
Fla. Atlantic at Arizona
12/23/23 T-Mobile Arena, Las Vegas
2023-24 Men's Basketball

Game Time: 12:00 PM
Game Duration: 2:42
Attendance: 7,207

Officials: Byron Jarratt, Pat Adams, Randy McCull

Fla. Atlantic - 96 Record: 10-2
Table with columns: NO. Name, Min, FG, 3P, FT, Rebounds, Fouls, TP, AS, TO, ST, Blocks, +/-, Shooting By Period (1st FG, 3PT, 2nd FG, 3PT, GM FG, 3PT, FT)

Technical Fouls: NONE

Arizona - 95 Record: 9-2
Table with columns: NO. Name, Min, FG, 3P, FT, Rebounds, Fouls, TP, AS, TO, ST, Blocks, +/-, Shooting By Period (1st FG, 3PT, 2nd FG, 3PT, GM FG, 3PT, FT)

Technical Fouls: NONE

Summary table with columns: FAU, ARI, Points from Turnovers, Paint, Second Chance, Fast Breaks, Bench, Period by Period Scoring (1st, 2nd, OT1, OT2, TOT)



Official Basketball Box Score - Final
Alabama at Arizona
12/20/23 Footprint Center, Phoenix
2023-24 Men's Basketball

Game Time: 9:00 PM
Game Duration: 2:21
Attendance: 11,812

Officials: Jeb Harness, Mike Reed, Rob Rorko

Alabama - 74 Record: 6-5
Table with columns: NO. Name, Min, FG, 3P, FT, Rebounds, Fouls, TP, AS, TO, ST, Blocks, +/-, Shooting By Period (1st FG, 3PT, 2nd FG, 3PT, GM FG, 3PT, FT)

Technical Fouls: NONE

Arizona - 87 Record: 9-1
Table with columns: NO. Name, Min, FG, 3P, FT, Rebounds, Fouls, TP, AS, TO, ST, Blocks, +/-, Shooting By Period (1st FG, 3PT, 2nd FG, 3PT, GM FG, 3PT, FT)

Technical Fouls: Coach 1, 18, 57

Summary table with columns: ALA, ARIZ, Points from Turnovers, Paint, Second Chance, Fast Breaks, Bench, Period by Period Scoring (1st, 2nd, TOT)



Official Basketball Box Score - Final
Arizona at California
12/23/23 Haas Pavilion, Berkeley
Cal vs. Arizona

Game Time: 7:30 PM
Game Duration: 1:58
Attendance: 5,347

Officials: Michael Greenstein, Keith Kimble, James Schipper

Arizona - 100 Record: 10-2 (1-0)
Table with columns: NO. Name, Min, FG, 3P, FT, Rebounds, Fouls, TP, AS, TO, ST, Blocks, +/-, Shooting By Period (1st FG, 3PT, 2nd FG, 3PT, GM FG, 3PT, FT)

Technical Fouls: Love 2, 15, 17

California - 81 Record: 4-8 (0-1)
Table with columns: NO. Name, Min, FG, 3P, FT, Rebounds, Fouls, TP, AS, TO, ST, Blocks, +/-, Shooting By Period (1st FG, 3PT, 2nd FG, 3PT, GM FG, 3PT, FT)

Technical Fouls: Askew 2, 15, 13

Summary table with columns: Ariz, Cal, Points from Turnovers, Paint, Second Chance, Fast Breaks, Bench, Period by Period Scoring (1st, 2nd, TOT)



BOX SCORES



Official Basketball Box Score - Final
California at Arizona
02/01/24 McKale Center, Tucson
2023-24 Men's Basketball

Game Time: 6:30 PM
Game Duration: 1:56
Attendance: 14,688

Officials: Michael Irving, Michael Reed, Detre Carr

Table with columns: NO. Name, Min, FG, 3P, FT, Rebounds, Fouls, TP, AS, TO, ST, Blocks, +/-

Shooting By Period
1st FG%: 11-31 35.5%
3PT%: 4-14 28.6%
2nd FG%: 15-39 38.5%
3PT%: 3-14 21.4%
FT%: 4-5 80.0%
GM FG%: 26-70 37.1%
3PT%: 7-28 25.0%
FT%: 6-9 66.7%

Table with columns: NO. Name, Min, FG, 3P, FT, Rebounds, Fouls, TP, AS, TO, ST, Blocks, +/-

Shooting By Period
1st FG%: 18-32 56.3%
3PT%: 4-13 30.8%
FT%: 8-14 57.1%
2nd FG%: 15-33 45.5%
3PT%: 1-11 9.1%
FT%: 10-16 62.5%
GM FG%: 33-65 50.8%
3PT%: 7-24 29.2%
FT%: 18-30 60.0%

Summary table with columns: Biggest lead, Best Scoring Run, Lead Changes, Times Tied, Time with Lead



Official Basketball Box Score - Final
Stanford at Arizona
02/01/24 McKale Center, Tucson
2023-24 Men's Basketball

Game Time: 6:00 PM
Game Duration: 1:58
Attendance: 14,688

Officials: Tony Padilla, Kipp Kissinger, Roger Ayers

Table with columns: NO. Name, Min, FG, 3P, FT, Rebounds, Fouls, TP, AS, TO, ST, Blocks, +/-

Shooting By Period
1st FG%: 17-36 47.2%
3PT%: 9-19 47.4%
FT%: 2-2 100%
2nd FG%: 9-32 28.1%
3PT%: 5-14 35.7%
FT%: 3-4 75%
GM FG%: 26-68 38.2%
3PT%: 14-33 42.4%
FT%: 5-6 83.3%

Table with columns: NO. Name, Min, FG, 3P, FT, Rebounds, Fouls, TP, AS, TO, ST, Blocks, +/-

Shooting By Period
1st FG%: 14-32 43.8%
3PT%: 6-13 46.2%
FT%: 0-2 0%
2nd FG%: 17-33 51.5%
3PT%: 0-5 0.0%
FT%: 14-16 87.5%
GM FG%: 31-65 47.7%
3PT%: 6-18 33.3%
FT%: 14-18 77.8%

Summary table with columns: Biggest lead, Best Scoring Run, Lead Changes, Times Tied, Time with Lead



Official Basketball Box Score - Final
Arizona at Utah
02/08/24 Jon M. Huntsman Center, Salt Lake City
2023-24 Utah Men's Basketball

Game Time: 6:00 PM
Game Duration: 2:47
Attendance: 10,844

Officials: Roger Ayers, Mike Littlewood, Bert Smith

Table with columns: NO. Name, Min, FG, 3P, FT, Rebounds, Fouls, TP, AS, TO, ST, Blocks, +/-

Shooting By Period
1st FG%: 16-32 50.0%
3PT%: 4-9 44.4%
FT%: 5-6 83.3%
2nd FG%: 11-30 36.7%
3PT%: 3-10 30.0%
FT%: 1-11 9.1%
GM FG%: 27 42.9%
3PT%: 2-7 28.6%
FT%: 9-15 60%
GM FG%: 36-83 43.4%
3PT%: 9-26 34.6%
FT%: 24-32 75.0%

Table with columns: NO. Name, Min, FG, 3P, FT, Rebounds, Fouls, TP, AS, TO, ST, Blocks, +/-

Shooting By Period
1st FG%: 11-34 32.4%
3PT%: 2-10 20.0%
FT%: 1-5 16.7%
2nd FG%: 19-36 52.8%
3PT%: 8-11 72.7%
FT%: 5-9 55.6%
GM FG%: 30-70 42.9%
3PT%: 1-12 8.3%
FT%: 4-6 66.7%
GM FG%: 39-89 43.8%
3PT%: 11-29 37.9%
FT%: 10-21 47.6%

Summary table with columns: Biggest lead, Best Scoring Run, Lead Changes, Times Tied, Time with Lead

Table with columns: NO. Name, Min, FG, 3P, FT, Rebounds, Fouls, TP, AS, TO, ST, Blocks, +/-

Shooting By Period
1st FG%: 16-31 51.6%
3PT%: 5-9 55.6%
FT%: 10-12 83.3%
2nd FG%: 20-37 54.1%
3PT%: 5-13 38.5%
FT%: 7-9 77.8%
GM FG%: 36-68 52.9%
3PT%: 10-22 45.5%
FT%: 17-21 81.0%

Table with columns: NO. Name, Min, FG, 3P, FT, Rebounds, Fouls, TP, AS, TO, ST, Blocks, +/-

Shooting By Period
1st FG%: 15-31 48.4%
3PT%: 4-11 36.4%
FT%: 6-9 66.7%
2nd FG%: 11-23 47.8%
3PT%: 1-6 16.7%
FT%: 1-6 16.7%
GM FG%: 26-54 48.1%
3PT%: 5-17 29.4%
FT%: 22-26 84.6%

Summary table with columns: Biggest lead, Best Scoring Run, Lead Changes, Times Tied, Time with Lead



BOX SCORES

Arizona St. at Arizona - Final
Game Time: 7:30 PM
Game Duration: 2:04
Attendance: 14,688
Officials: Ray Nanki, Bill Vrochik, Dave Hall

Arizona St. - 60
Record: 13-13 (7-8)
Player stats for Arizona State including minutes, FG, 3P, FT, Rebounds, Fouls, TP, AS, TO, ST, Blocks, +/-

Shooting By Period
1st FG%: 12-30 40.0%
3PT%: 3-12 25.0%
FT%: 4-8 50.0%
2nd FG%: 9-28 32.1%
3PT%: 3-12 25.0%
FT%: 8-14 57.1%
GM FG%: 21-58 36.2%
3PT%: 6-24 25.0%
FT%: 12-22 54.5%
Dead Ball Rebounds: 4.0

Washington St. at Arizona - Final
Game Time: 9:00 PM
Game Duration: 2:12
Attendance: 14,688
Officials: Verne Harris, Paul Seitz, D.J. Carstensen

Washington St. - 77
Record: 21-6 (12-4)
Player stats for Washington State including minutes, FG, 3P, FT, Rebounds, Fouls, TP, AS, TO, ST, Blocks, +/-

Shooting By Period
1st FG%: 13-33 39.4%
3PT%: 3-10 30.0%
FT%: 5-7 71.4%
2nd FG%: 13-29 44.8%
3PT%: 3-8 37.5%
FT%: 14-17 82.4%
GM FG%: 26-62 41.9%
3PT%: 6-24 25.0%
FT%: 19-24 79.2%
Dead Ball Rebounds: 2.0

Arizona - 105
Record: 20-5 (11-3)
Player stats for Arizona including minutes, FG, 3P, FT, Rebounds, Fouls, TP, AS, TO, ST, Blocks, +/-

Shooting By Period
1st FG%: 21-31 67.7%
3PT%: 4-10 40.0%
FT%: 3-6 50.0%
2nd FG%: 15-32 46.9%
3PT%: 4-10 40.0%
FT%: 22-28 84.6%
GM FG%: 36-63 57.1%
3PT%: 8-20 40.0%
FT%: 25-32 78.1%
Dead Ball Rebounds: 3.0

Arizona - 74
Record: 20-6 (11-4)
Player stats for Arizona including minutes, FG, 3P, FT, Rebounds, Fouls, TP, AS, TO, ST, Blocks, +/-

Shooting By Period
1st FG%: 13-29 44.8%
3PT%: 2-10 20.0%
FT%: 5-10 50.0%
2nd FG%: 13-29 44.8%
3PT%: 3-8 37.5%
FT%: 12-17 70.6%
GM FG%: 26-58 44.8%
3PT%: 5-18 27.8%
FT%: 17-27 63.0%
Dead Ball Rebounds: 4.0

ASU ARIZ
Biggest lead: 5 (1st 17:37) 45 (2nd 0:28)
Best Scoring Run: 5 (1st 19:05) 9 (2nd 0:28)
Lead Changes: 6
Times Tied: 5
Time with Lead: 05:59 31:29

Points from WSU ARIZ
Turnovers: 12 7
Paint: 34 36
Second Chance: 14 9
Fast Breaks: 6 7
Bench: 20 5

WSU ARIZ
Biggest lead: 7 (1st 3:54) 4 (1st 18:54)
Best Scoring Run: 8 (2nd 10:48) 6 (1st 11:35)
Lead Changes: 13
Times Tied: 10
Time with Lead: 25:08 11:14

Washington St. at Arizona - Final
Game Time: 12:00 PM
Game Duration: 1:59
Attendance: 14,688
Officials: DG Nelson, Deron White, Jason Garetson

Washington - 75
Record: 15-13 (7-10)
Player stats for Washington State including minutes, FG, 3P, FT, Rebounds, Fouls, TP, AS, TO, ST, Blocks, +/-

Shooting By Period
1st FG%: 15-39 38.5%
3PT%: 5-15 33.3%
FT%: 0-2 0%
2nd FG%: 14-37 37.8%
3PT%: 4-15 26.7%
FT%: 8-11 72.7%
GM FG%: 29-76 38.2%
3PT%: 9-30 30.0%
FT%: 8-13 61.5%
Dead Ball Rebounds: 4.0

Arizona at Arizona St. - Final
Game Time: 8:00 PM
Game Duration: 2:01
Attendance: 14,129
Officials: Kipp Kissinger, Michael Reed, Deldre Carr

Arizona - 85
Record: 22-6 (13-4)
Player stats for Arizona including minutes, FG, 3P, FT, Rebounds, Fouls, TP, AS, TO, ST, Blocks, +/-

Shooting By Period
1st FG%: 18-33 54.5%
3PT%: 4-10 40.0%
FT%: 1-2 50%
2nd FG%: 14-26 53.8%
3PT%: 4-11 36.4%
FT%: 12-16 75%
GM FG%: 32-59 54.2%
3PT%: 8-21 38.1%
FT%: 13-18 72.2%
Dead Ball Rebounds: 2.0

Arizona - 91
Record: 21-6 (12-4)
Player stats for Arizona including minutes, FG, 3P, FT, Rebounds, Fouls, TP, AS, TO, ST, Blocks, +/-

Shooting By Period
1st FG%: 18-34 52.9%
3PT%: 6-10 60.0%
FT%: 10-14 71.4%
2nd FG%: 15-36 41.7%
3PT%: 3-11 27.3%
FT%: 6-7 85.7%
GM FG%: 33-70 47.1%
3PT%: 9-21 42.9%
FT%: 16-21 76.2%
Dead Ball Rebounds: 4.0

Arizona St. - 67
Record: 14-15 (8-10)
Player stats for Arizona State including minutes, FG, 3P, FT, Rebounds, Fouls, TP, AS, TO, ST, Blocks, +/-

Shooting By Period
1st FG%: 9-31 29.0%
3PT%: 5-17 29.4%
FT%: 4-8 50%
2nd FG%: 12-29 41.4%
3PT%: 2-9 22.2%
FT%: 14-17 82.4%
GM FG%: 21-60 35.0%
3PT%: 7-26 26.9%
FT%: 18-25 72.0%
Dead Ball Rebounds: 3.0

WASH ARIZ
Biggest lead: 1 (1st 18:24) 23 (2nd 16:55)
Best Scoring Run: 10 (1st 4:38) 11 (1st 6:23)
Lead Changes: 2
Times Tied: 1
Time with Lead: 00:12 38:58

Points from ARIZ ASU
Turnovers: 11 13
Paint: 36 42
Second Chance: 7 14
Fast Breaks: 30 25
Bench: 37 7

ARIZ ASU
Biggest lead: 18 (1st 7:55) 0 (1st 20:00)
Best Scoring Run: 8 (1st 7:55) 11 (2nd 17:52)
Lead Changes: 0
Times Tied: 0
Time with Lead: 39:33 00:00



BOX SCORES



Official Basketball Box Score - Final
Oregon at Arizona
03/02/24 McKee Center, Tucson
2023-24 Men's Basketball

Game Time: 12:00 PM
Game Duration: 1:57
Attendance: 14,688

Officials: Mike Littlewood, Randy McCall, Brooks Wells

Table with columns: NO. Name, Min, FG, 3P, FT, Rebounds, Fouls, TP, AS, TO, ST, Blocks, +/-

Shooting By Period table with columns: 1st FG%, 3PT%, 2nd FG%, 3PT%, GM FG%, 3PT%, FT%

Technical Fouls: NONE

Table with columns: NO. Name, Min, FG, 3P, FT, Rebounds, Fouls, TP, AS, TO, ST, Blocks, +/-

Shooting By Period table with columns: 1st FG%, 3PT%, 2nd FG%, 3PT%, GM FG%, 3PT%, FT%

Technical Fouls: NONE

Summary table with columns: ORE, ARIZ, Points from Turnovers, Paint, Second Chance, Fast Breaks, Bench



Official Basketball Box Score - Final
Arizona at USC
03/09/24 Galen Center, Los Angeles, Calif.
2023-24 USC Men's Basketball

Game Time: 7:50 PM
Game Duration: 1:57
Attendance: 8,976

Officials: Michael Reed, Eric Curry, Layne Barney

Table with columns: NO. Name, Min, FG, 3P, FT, Rebounds, Fouls, TP, AS, TO, ST, Blocks, +/-

Shooting By Period table with columns: 1st FG%, 3PT%, 2nd FG%, 3PT%, GM FG%, 3PT%, FT%

Technical Fouls: NONE

Table with columns: NO. Name, Min, FG, 3P, FT, Rebounds, Fouls, TP, AS, TO, ST, Blocks, +/-

Shooting By Period table with columns: 1st FG%, 3PT%, 2nd FG%, 3PT%, GM FG%, 3PT%, FT%

Technical Fouls: NONE

Summary table with columns: ARIZ, USC, Points from Turnovers, Paint, Second Chance, Fast Breaks, Bench



Official Basketball Box Score - Final
Arizona at UCLA
03/07/24 Pauley Pavilion, Los Angeles
2023-24 Men's Basketball

Game Time: 6:30 PM
Game Duration: 2:06
Attendance: 8,428

Officials: Tony Padilla, Jeffrey Anderson, Roger Ayres

Table with columns: NO. Name, Min, FG, 3P, FT, Rebounds, Fouls, TP, AS, TO, ST, Blocks, +/-

Shooting By Period table with columns: 1st FG%, 3PT%, 2nd FG%, 3PT%, GM FG%, 3PT%, FT%

Technical Fouls: NONE

Table with columns: NO. Name, Min, FG, 3P, FT, Rebounds, Fouls, TP, AS, TO, ST, Blocks, +/-

Shooting By Period table with columns: 1st FG%, 3PT%, 2nd FG%, 3PT%, GM FG%, 3PT%, FT%

Technical Fouls: NONE

Summary table with columns: ARIZ, UCLA, Points from Turnovers, Paint, Second Chance, Fast Breaks, Bench



Official Basketball Box Score - Final
Southern California at Arizona
03/14/24 T-Mobile Arena, Las Vegas
2023-24 Men's Basketball

Game Time: 12:00 PM
Game Duration: 1:56

Officials: Mike Littlewood, Debra Carr, Jason Garretson

Table with columns: NO. Name, Min, FG, 3P, FT, Rebounds, Fouls, TP, AS, TO, ST, Blocks, +/-

Shooting By Period table with columns: 1st FG%, 3PT%, 2nd FG%, 3PT%, GM FG%, 3PT%, FT%

Technical Fouls: NONE

Table with columns: NO. Name, Min, FG, 3P, FT, Rebounds, Fouls, TP, AS, TO, ST, Blocks, +/-

Shooting By Period table with columns: 1st FG%, 3PT%, 2nd FG%, 3PT%, GM FG%, 3PT%, FT%

Technical Fouls: NONE

Summary table with columns: USC, ARIZ, Points from Turnovers, Paint, Second Chance, Fast Breaks, Bench



BOX SCORES



Official Basketball Box Score - Final
Oregon at Arizona
03/25/24 T-Mobile Arena, Las Vegas
2023-24 Men's Basketball

Game Time: 5:00 PM
Game Duration: 2:15

Officials: Tony Padilla, Brooks Wells, Detre Carr

Oregon - 67
Record: 22-11
Table with columns: NO. Name, Min, FG, 3P, FT, Rebounds, Fouls, TP, AS, TO, ST, Blocks, +/-
Shooting By Period
Team 25-59 7-23 10-12 11 27 38 19 15 67 13 10 10 7 7 8

Arizona - 59
Record: 25-8
Table with columns: NO. Name, Min, FG, 3P, FT, Rebounds, Fouls, TP, AS, TO, ST, Blocks, +/-
Shooting By Period
Team 18-47 5-19 18-28 9 24 33 15 19 59 14 14 6 7 7 8

ORE ARIZ
Points from Turnovers 15 14
Paint 34 20
Second Chance 15 8
Fast Breaks 7 12
Bench 6 16



Official Basketball Box Score - Final
Long Beach St. at Arizona
03/27/24 Delta Center, Salt Lake City
NCAA Division I Men's Basketball Championship - First Round

Game Time: 12:00 PM
Game Duration: 2:12

Officials:

Long Beach St. - 65
Record: 21-15
Table with columns: NO. Name, Min, FG, 3P, FT, Rebounds, Fouls, TP, AS, TO, ST, Blocks, +/-
Shooting By Period
Team 24-72 3-17 14-22 17 33 50 14 17 65 11 13 6 3 8 20

Arizona - 85
Record: 25-8
Table with columns: NO. Name, Min, FG, 3P, FT, Rebounds, Fouls, TP, AS, TO, ST, Blocks, +/-
Shooting By Period
Team 30-72 13-35 12-17 11 36 47 17 14 85 19 9 10 8 3 20

LBS ARI
Points from Turnovers 8 13
Paint 38 32
Second Chance 15 8
Fast Breaks 14 21
Bench 27 8



Official Basketball Box Score - Final
Dayton at Arizona
03/23/24 Delta Center, Salt Lake City
NCAA Division I Men's Basketball Championship - Second Round

Game Time: 10:45 AM
Game Duration: 2:14

Officials: Tony Padilla, Brian O'Connell, Brooks Wells

Dayton - 68
Record: 25-8
Table with columns: NO. Name, Min, FG, 3P, FT, Rebounds, Fouls, TP, AS, TO, ST, Blocks, +/-
Shooting By Period
Team 24-59 7-24 13-15 8 23 31 17 18 68 9 14 8 3 6 10

Arizona - 78
Record: 27-8
Table with columns: NO. Name, Min, FG, 3P, FT, Rebounds, Fouls, TP, AS, TO, ST, Blocks, +/-
Shooting By Period
Team 28-53 8-18 14-20 6 29 35 18 17 78 17 15 9 6 3 10

DAY ARI
Points from Turnovers 11 12
Paint 32 38
Second Chance 6 8
Fast Breaks 6 7
Bench 2 23



2023-24 Arizona Men's Basketball Combined Team Statistics All games

Game Records

Record	Overall	Home	Away	Neutral
ALL GAMES	27-8	15-1	7-4	5-3
CONFERENCE	15-5	9-1	6-4	0-0
NON-CONFERENCE	12-3	6-0	1-0	5-3

Score by Periods

Team	1st	2nd	OT	TOT
Arizona	1460	1554	51	3065
Opponents	1140	1331	46	2517

Team Box Score

No.	Player	Total			3-Point			F-Throw		Rebounds				Other Stats								
		GP-GS	MIN	AVG	FG-FGA	FG%	3FG-3FGA	3FG%	FT-FTA	FT%	OFF	DEF	TOT	AVG	PF	DQ	A	TO	BLK	STL	PTS	AVG
2	LOVE, Caleb	35-35	1125:31	32.2	213-510	.418	92-268	.343	117-140	.836	24	146	170	4.9	39	0	121	71	11	40	635	18.1
3	LARSSON, Pelle	35-35	1045:53	29.9	161-305	.528	45-102	.441	84-112	.750	38	106	144	4.1	92	3	130	66	8	33	451	12.9
11	BALLO, Oumar	35-35	906:15	25.9	178-271	.657	0-0	.000	94-185	.508	121	229	350	10.0	71	0	28	48	44	33	450	12.9
16	JOHNSON, Keshad	35-35	961:01	27.5	148-277	.534	36-90	.400	76-107	.710	67	133	200	5.7	72	0	63	56	26	35	408	11.7
4	BOSWELL, Kylan	35-34	947:25	27.1	124-310	.400	65-169	.385	31-39	.795	11	71	82	2.3	47	0	129	61	4	48	344	9.8
0	BRADLEY, Jaden	35-0	703:39	20.1	82-177	.463	11-24	.458	58-71	.817	14	67	81	2.3	65	0	69	33	5	35	233	6.7
5	LEWIS, KJ	35-0	645:28	18.4	73-155	.471	13-40	.325	55-70	.786	33	75	108	3.1	90	2	68	30	12	37	214	6.1
14	KRIVAS, Motiejus	35-0	428:54	12.3	71-129	.550	0-0	.000	49-63	.778	57	92	149	4.3	66	0	11	25	18	11	191	5.5
23	MURAUSKAS, Paulius	23-0	115:02	5.0	21-48	.438	14-27	.519	7-10	.700	12	15	27	1.2	10	0	3	8	0	3	63	2.7
1	BOROVICANIN, Filip	20-0	110:41	5.5	16-39	.410	0-12	.000	13-15	.867	12	20	32	1.6	10	0	16	10	1	4	45	2.3
55	MARTINEZ, Conrad	19-0	69:09	3.6	7-16	.438	1-7	.143	2-3	.667	2	2	4	0.2	6	0	11	3	0	7	17	0.9
33	MENAUGH, Will	10-0	14:36	1.5	2-4	.500	0-0	.000	0-2	.000	1	3	4	0.4	6	0	0	0	0	0	4	0.4
15	WEITMAN, Grant	18-1	40:44	2.3	2-8	.250	1-4	.250	2-2	1.000	4	6	10	0.6	0	0	2	0	0	5	7	0.4
24	CHAMPION, Luke	8-0	10:43	1.3	1-5	.200	1-5	.200	0-0	.000	1	0	1	0.1	0	0	0	0	0	1	3	0.4
Team											57	70	127					10				
Total		35	7125		1099-2254	.488	279-748	.373	588-819	.718	454	1035	1489	42.5	574	5	651	421	129	292	3065	87.6
Opponents		35	7125		920-2193	.420	273-828	.330	404-567	.713	317	822	1139	32.5	665	16	479	473	130	246	2517	71.9

Team Statistics

	UA	OPP
Scoring	3065	2517
Points per game	87.6	71.9
Scoring margin	+15.7	-
Field goals-att	1099-2254	920-2193
Field goal pct	.488	.420
3 point fg-att	279-748	273-828
3-point FG pct	.373	.330
3-pt FG made per game	8.0	7.8
Free throws-att	588-819	404-567
Free throw pct	.718	.713
F-Throws made per game	16.8	11.5
Rebounds	1489	1139
Rebounds per game	42.5	32.5
Rebounding margin	+10.0	-
Assists	651	479
Assists per game	18.6	13.7
Turnovers	421	473
Turnovers per game	12.0	13.5
Turnover margin	+1.5	-
Assist/turnover ratio	1.5	1.0
Steals	292	246
Steals per game	8.3	7.0
Blocks	129	130
Blocks per game	3.7	3.7
Winning streak	2	-
Home win streak	2	-
Attendance	230268	92608
Home games-Avg/Game	16-14392	11-8419
Neutral site-Avg/Game	-	8-9578

Team Results

Date	Opponent	Score	Att.
11/06/2023	Morgan St.	W 122-59	13455
11/10/2023	at Duke	W 78-73	9314
11/13/2023	Southern U.	W 97-59	12868
11/17/2023	Belmont	W 100-68	14688
11/19/2023	UT Arlington	W 101-56	13403
11/23/2023	vs Michigan St.	W 74-68	9112
12/02/2023	Colgate	W 82-55	14688
12/09/2023	Wisconsin	W 98-73	14688
12/16/2023	vs Purdue	L 84-92	17315
12/20/2023	vs Alabama	W 87-74	11812
12/23/2023	vs Fla. Atlantic	Lot2 95-96	7207
12/29/2023	at California	W 100-81	5947
12/31/2023	at Stanford	L 82-100	4155
01/04/2024	Colorado	W 97-50	14286
01/06/2024	Utah	W 92-73	14688
01/13/2024	at Washington St.	L 70-73	3564
01/17/2024	Southern California	W 82-67	14688
01/20/2024	UCLA	W 77-71	14688
01/25/2024	at Oregon St.	L 80-83	4239
01/27/2024	at Oregon	W 87-78	12364
02/01/2024	California	W 91-65	14688
02/04/2024	Stanford	W 82-71	14688
02/08/2024	at Utah	Wot3 105-99	10944
02/10/2024	at Colorado	W 99-79	10548
02/17/2024	Arizona St.	W 105-60	14688
02/22/2024	Washington St.	L 74-77	14688
02/24/2024	Washington	W 91-75	14688
02/28/2024	at Arizona St.	W 85-67	14129
03/02/2024	Oregon	W 103-83	14688
03/07/2024	at UCLA	W 88-65	8428
03/09/2024	at Southern California	L 65-78	8976
03/14/2024	vs Southern California	W 70-49	14076
03/15/2024	vs Oregon	L 59-67	0
03/21/2024	vs Long Beach St.	W 85-65	17102
03/23/2024	vs Dayton	W 78-68	0



2023-24 Arizona Men's Basketball Combined Team Statistics In Conference games

Game Records

Record	Overall	Home	Away	Neutral
ALL GAMES	15-5	9-1	6-4	0-0
CONFERENCE	15-5	9-1	6-4	0-0
NON-CONFERENCE	0-0	0-0	0-0	0-0

Score by Periods

Team	1st	2nd	OT	TOT
Arizona	843	883	29	1755
Opponents	668	804	23	1495

Team Box Score

No.	Player	Total			3-Point		F-Throw		Rebounds				Other Stats									
		GP-GS	MIN	AVG	FG-FGA	FG%	3FG-3FGA	3FG%	FT-FTA	FT%	OFF	DEF	TOT	AVG	PF	DQ	A	TO	BLK	STL	PTS	AVG
2	LOVE, Caleb	20-20	668:29	33.4	136-305	.446	59-158	.373	69-80	.863	12	82	94	4.7	21	0	66	42	5	21	400	20.0
11	BALLO, Oumar	20-20	530:49	26.5	102-156	.654	0-0	.000	61-117	.521	82	138	220	11.0	51	0	17	25	23	16	265	13.3
3	LARSSON, Pelle	20-20	619:41	31.0	99-193	.513	25-65	.385	40-57	.702	20	65	85	4.3	54	1	77	39	4	21	263	13.2
16	JOHNSON, Keshad	20-20	551:49	27.6	81-156	.519	20-49	.408	44-64	.688	38	71	109	5.5	40	0	41	27	17	12	226	11.3
4	BOSWELL, Kylan	20-19	526:20	26.3	65-163	.399	36-93	.387	18-25	.720	4	39	43	2.2	27	0	65	34	2	20	184	9.2
0	BRADLEY, Jaden	20-0	400:34	20.0	48-104	.462	6-15	.400	39-47	.830	8	38	46	2.3	41	0	45	15	0	22	141	7.1
5	LEWIS, KJ	20-0	366:24	18.3	40-90	.444	9-21	.429	28-37	.757	16	40	56	2.8	43	1	32	18	3	21	117	5.9
14	KRIVAS, Motiejus	20-0	248:54	12.4	39-69	.565	0-0	.000	23-28	.821	34	53	87	4.4	40	0	5	11	8	6	101	5.1
23	MURAUASKAS, Paulius	15-0	42:59	2.9	8-17	.471	5-13	.385	6-6	1.000	4	5	9	0.6	2	0	1	1	0	0	27	1.8
1	BOROVICANIN, Filip	12-0	47:54	4.0	7-18	.389	0-5	.000	2-2	1.000	5	8	13	1.1	4	0	7	7	1	2	16	1.3
24	CHAMPION, Luke	4-0	04:28	1.1	1-1	1.000	1-1	1.000	0-0	.000	0	0	0	0.0	0	0	0	0	0	0	3	0.8
55	MARTINEZ, Conrad	11-0	33:44	3.1	3-7	.429	0-3	.000	2-3	.667	1	0	1	0.1	2	0	4	1	0	3	8	0.7
33	MENAUGH, Will	6-0	07:01	1.2	2-2	1.000	0-0	.000	0-2	.000	1	1	2	0.3	2	0	0	0	0	0	4	0.7
15	WEITMAN, Grant	11-1	25:54	2.4	0-2	.000	0-2	.000	0-0	.000	1	1	2	0.2	0	0	1	0	0	4	0	0.0
Team											33	35	68									9
Total		20	4075		631-1283	.492	161-425	.379	332-468	.709	259	576	835	41.8	327	2	361	229	63	148	1755	87.8
Opponents		20	4075		542-1252	.433	162-468	.346	249-343	.726	184	471	655	32.8	375	7	292	250	81	132	1495	74.8

Team Statistics

	UA	OPP
Scoring	1755	1495
Points per game	87.8	74.8
Scoring margin	+13.0	-
Field goals-att	631-1283	542-1252
Field goal pct	.492	.433
3 point fg-att	161-425	162-468
3-point FG pct	.379	.346
3-pt FG made per game	8.1	8.1
Free throws-att	332-468	249-343
Free throw pct	.709	.726
F-Throws made per game	16.6	12.5
Rebounds	835	655
Rebounds per game	41.8	32.8
Rebounding margin	+9.0	-
Assists	361	292
Assists per game	18.1	14.6
Turnovers	229	250
Turnovers per game	11.5	12.5
Turnover margin	+1.1	-
Assist/turnover ratio	1.6	1.2
Steals	148	132
Steals per game	7.4	6.6
Blocks	63	81
Blocks per game	3.2	4.1
Winning streak	0	-
Home win streak	2	-
Attendance	146478	83294
Home games-Avg/Game	10-14648	10-8329
Neutral site-Avg/Game	-	0-0

Team Results

Date	Opponent	Score	Att.
12/29/2023	at California	W 100-81	5947
12/31/2023	at Stanford	L 82-100	4155
01/04/2024	Colorado	W 97-50	14286
01/06/2024	Utah	W 92-73	14688
01/13/2024	at Washington St.	L 70-73	3564
01/17/2024	Southern California	W 82-67	14688
01/20/2024	UCLA	W 77-71	14688
01/25/2024	at Oregon St.	L 80-83	4239
01/27/2024	at Oregon	W 87-78	12364
02/01/2024	California	W 91-65	14688
02/04/2024	Stanford	W 82-71	14688
02/08/2024	at Utah	Wot3 105-99	10944
02/10/2024	at Colorado	W 99-79	10548
02/17/2024	Arizona St.	W 105-60	14688
02/22/2024	Washington St.	L 74-77	14688
02/24/2024	Washington	W 91-75	14688
02/28/2024	at Arizona St.	W 85-67	14129
03/02/2024	Oregon	W 103-83	14688
03/07/2024	at UCLA	W 88-65	8428
03/09/2024	at Southern California	L 65-78	8976



2023-24 Arizona Men's Basketball
Season/Career Statistics
All games

Page 1/1
as of Mar 23, 2024

Summary

Player	Season Statistics										Career Statistics									
	GP-GS	MIN/G	FG%	3FG%	FT%	R/G	A/G	STL	BLK	PTS/G	GP-GS	MIN/G	FG%	3FG%	FT%	R/G	A/G	STL	BLK	PTS/G
BALLO, Oumar	35-35	25.9	.657	.000	.508	10.0	0.8	33	44	12.9	131-70	19.7	.645	.000	.569	6.5	0.8	76	139	9.6
BOROVICANIN, Filip	20-0	5.5	.410	.000	.867	1.6	0.8	4	1	2.3	34-0	4.8	.442	.125	.833	1.3	0.6	5	1	1.9
BOSWELL, Kylan	35-34	27.1	.400	.385	.795	2.3	3.7	48	4	9.8	70-34	21.1	.415	.386	.793	2.0	2.6	74	4	7.2
BRADLEY, Jaden	35-0	20.1	.463	.458	.817	2.3	2.0	35	5	6.7	72-22	20.0	.427	.391	.741	2.4	2.5	54	8	6.5
CHAMPION, Luke	8-0	1.3	.200	.200	.000	0.1	0.0	1	0	0.4	19-0	3.0	.200	.211	1.000	0.6	0.1	3	1	0.7
JOHNSON, Keshad	35-35	27.5	.534	.400	.710	5.7	1.8	35	26	11.7	148-106	20.4	.522	.314	.642	4.4	1.0	85	77	7.2
KRIVAS, Motiejus	35-0	12.3	.550	.000	.778	4.3	0.3	11	18	5.5	35-0	12.3	.550	.000	.778	4.3	0.3	11	18	5.5
LARSSON, Pelle	35-35	29.9	.528	.441	.750	4.1	3.7	33	8	12.9	132-73	26.1	.493	.401	.813	3.8	2.8	106	36	9.6
LEWIS, KJ	35-0	18.4	.471	.325	.786	3.1	1.9	37	12	6.1	35-0	18.4	.471	.325	.786	3.1	1.9	37	12	6.1
LOVE, Caleb	35-35	32.2	.418	.343	.836	4.9	3.5	40	11	18.1	136-131	32.7	.376	.325	.821	3.7	3.4	146	37	15.5
MARTINEZ, Conrad	19-0	3.6	.438	.143	.667	0.2	0.6	7	0	0.9	19-0	3.6	.438	.143	.667	0.2	0.6	7	0	0.9
MENAUGH, Will	10-0	1.5	.500	.000	.000	0.4	0.0	0	0	0.4	13-0	1.6	.667	.000	.000	0.5	0.0	0	1	0.6
MURAUSSKAS, Paulius	23-0	5.0	.438	.519	.700	1.2	0.1	3	0	2.7	23-0	5.0	.438	.519	.700	1.2	0.1	3	0	2.7
WEITMAN, Grant	18-1	2.3	.250	.250	1.000	0.6	0.1	5	0	0.4	45-1	1.9	.308	.167	1.000	0.4	0.0	5	0	0.2

Scoring

Player	Season Statistics								Career Statistics							
	FG-FGA	FG%	3FG-3FGA	3FG%	FT-FTA	FT%	PTS	PTS/G	FG-FGA	FG%	3FG-3FGA	3FG%	FT-FTA	FT%	PTS	PTS/G
BALLO, Oumar	178-271	.657	0-0	.000	94-185	.508	450	12.9	481-746	.645	0-0	.000	296-520	.569	1258	9.6
BOROVICANIN, Filip	16-39	.410	0-12	.000	13-15	.867	45	2.3	23-52	.442	2-16	.125	15-18	.833	63	1.9
BOSWELL, Kylan	124-310	.400	65-169	.385	31-39	.795	344	9.8	182-439	.415	95-246	.386	46-58	.793	505	7.2
BRADLEY, Jaden	82-177	.463	11-24	.458	58-71	.817	233	6.7	155-363	.427	18-46	.391	140-189	.741	468	6.5
CHAMPION, Luke	1-5	.200	1-5	.200	0-0	.000	3	0.4	4-20	.200	4-19	.211	2-2	1.000	14	0.7
JOHNSON, Keshad	148-277	.534	36-90	.400	76-107	.710	408	11.7	396-759	.522	64-204	.314	210-327	.642	1066	7.2
KRIVAS, Motiejus	71-129	.550	0-0	.000	49-63	.778	191	5.5	71-129	.550	0-0	.000	49-63	.778	191	5.5
LARSSON, Pelle	161-305	.528	45-102	.441	84-112	.750	451	12.9	413-838	.493	134-334	.401	309-380	.813	1269	9.6
LEWIS, KJ	73-155	.471	13-40	.325	55-70	.786	214	6.1	73-155	.471	13-40	.325	55-70	.786	214	6.1
LOVE, Caleb	213-510	.418	92-268	.343	117-140	.836	635	18.1	703-1870	.376	292-898	.325	413-503	.821	2111	15.5
MARTINEZ, Conrad	7-16	.438	1-7	.143	2-3	.667	17	0.9	7-16	.438	1-7	.143	2-3	.667	17	0.9
MENAUGH, Will	2-4	.500	0-0	.000	0-2	.000	4	0.4	4-6	.667	0-0	.000	0-2	.000	8	0.6
MURAUSSKAS, Paulius	21-48	.438	14-27	.519	7-10	.700	63	2.7	21-48	.438	14-27	.519	7-10	.700	63	2.7
WEITMAN, Grant	2-8	.250	1-4	.250	2-2	1.000	7	0.4	4-13	.308	1-6	.167	2-2	1.000	11	0.2

Totals

Player	Season Statistics								Career Statistics							
	O-REB	D-REB	TOTAL	PF	FO	A	TO	A/TO	O-REB	D-REB	TOTAL	PF	FO	A	TO	A/TO
BALLO, Oumar	121	229	350	71	0	28	48	0.6	274	578	852	234	1	108	162	0.7
BOROVICANIN, Filip	12	20	32	10	0	16	10	1.6	15	29	44	18	0	22	15	1.5
BOSWELL, Kylan	11	71	82	47	0	129	61	2.1	16	121	137	88	0	185	90	2.1
BRADLEY, Jaden	14	67	81	65	0	69	33	2.1	29	147	176	131	0	183	100	1.8
CHAMPION, Luke	1	0	1	0	0	0	0	0.0	3	8	11	2	0	1	3	0.3
JOHNSON, Keshad	67	133	200	72	0	63	56	1.1	206	448	654	205	2	141	146	1.0
KRIVAS, Motiejus	57	92	149	66	0	11	25	0.4	57	92	149	66	0	11	25	0.4
LARSSON, Pelle	38	106	144	92	3	130	66	2.0	110	391	501	328	6	374	251	1.5
LEWIS, KJ	33	75	108	90	2	68	30	2.3	33	75	108	90	2	68	30	2.3
LOVE, Caleb	24	146	170	39	0	121	71	1.7	54	445	499	230	3	458	348	1.3
MARTINEZ, Conrad	2	2	4	6	0	11	3	3.7	2	2	4	6	0	11	3	3.7
MENAUGH, Will	1	3	4	6	0	0	0	0.0	1	5	6	8	0	0	0	0.0
MURAUSSKAS, Paulius	12	15	27	10	0	3	8	0.4	12	15	27	10	0	3	8	0.4
WEITMAN, Grant	4	6	10	0	0	2	0	0.0	6	10	16	6	0	2	2	1.0



2023-24 Arizona Men's Basketball
Team Game-by-Game
All games

Page 1/1
as of Mar 23, 2024

Opponent	Date	Score	W	Total		3-Pointers		Free throws		Rebounds				PF	A	TO	BLK	STL	PTS	AVG
				FG-FGA	PCT	3FG-3FGA	PCT	FT-FTA	PCT	OFF	DEF	TOT	AVG							
Morgan St.	11/06/2023	122-59	W	42-76	.553	12-27	.444	26-32	.813	22	27	49	49.0	16	26	7	7	16	122	122.0
at Duke	11/10/2023	78-73	W	30-65	.462	6-17	.353	12-18	.667	15	30	45	47.0	17	17	17	5	8	78	100.0
Southern U.	11/13/2023	97-59	W	31-58	.534	7-17	.412	28-36	.778	15	39	54	49.3	16	21	23	2	7	97	99.0
Belmont	11/17/2023	100-68	W	37-68	.544	8-21	.381	18-27	.667	17	35	52	50.0	19	22	14	4	7	100	99.3
UT Arlington	11/19/2023	101-56	W	38-73	.521	11-24	.458	14-15	.933	11	35	46	49.2	13	27	11	7	12	101	99.6
vs Michigan St.	11/23/2023	74-68	W	27-59	.458	5-19	.263	15-20	.750	12	27	39	47.5	18	13	10	5	8	74	95.3
Colgate	12/02/2023	82-55	W	33-71	.465	7-23	.304	9-15	.600	14	31	45	47.1	9	21	12	1	13	82	93.4
Wisconsin	12/09/2023	98-73	W	35-60	.583	12-26	.462	16-26	.615	4	35	39	46.1	16	26	7	6	5	98	94.0
vs Purdue	12/16/2023	84-92	L	32-62	.516	6-16	.375	14-16	.875	5	21	26	43.9	19	24	13	1	8	84	92.9
vs Alabama	12/20/2023	87-74	W	28-65	.431	4-17	.235	27-37	.730	17	31	48	44.3	20	14	14	3	13	87	92.3
vs Fla. Atlantic	12/23/2023	95-96	Lot2	33-85	.388	7-25	.280	22-26	.846	23	29	52	45.0	20	18	12	1	12	95	92.5
at California	12/29/2023	100-81	W	35-59	.593	6-13	.462	24-36	.667	9	36	45	45.0	19	17	15	2	7	100	93.2
at Stanford	12/31/2023	82-100	L	32-73	.438	7-26	.269	11-15	.733	14	21	35	44.2	14	12	8	1	8	82	92.3
Colorado	01/04/2024	97-50	W	40-71	.563	11-20	.550	6-10	.600	14	31	45	44.3	16	19	11	4	10	97	92.6
Utah	01/06/2024	92-73	W	38-63	.603	10-18	.556	6-9	.667	8	34	42	44.1	13	22	17	5	7	92	92.6
at Washington St.	01/13/2024	70-73	L	25-72	.347	7-24	.292	13-21	.619	22	26	48	44.4	18	14	10	2	7	70	91.2
Southern California	01/17/2024	82-67	W	28-70	.400	10-26	.385	16-26	.615	21	26	47	44.5	12	18	14	2	15	82	90.6
UCLA	01/20/2024	77-71	W	23-54	.426	6-26	.231	25-29	.862	13	23	36	44.1	13	14	10	3	5	77	89.9
at Oregon St.	01/25/2024	80-83	L	28-53	.528	3-14	.214	21-31	.677	11	20	31	43.4	20	16	12	2	7	80	89.4
at Oregon	01/27/2024	87-78	W	28-57	.491	10-19	.526	21-27	.778	10	24	34	42.9	21	15	10	3	7	87	89.3
California	02/01/2024	91-65	W	33-65	.508	7-24	.292	18-30	.600	14	37	51	43.3	12	21	12	3	5	91	89.3
Stanford	02/04/2024	82-71	W	31-65	.477	6-18	.333	14-18	.778	15	27	42	43.2	11	21	12	6	6	82	89.0
at Utah	02/08/2024	105-99	Wot3	36-83	.434	9-26	.346	24-32	.750	16	37	53	43.7	17	21	8	5	9	105	89.7
at Colorado	02/10/2024	99-79	W	36-68	.529	10-22	.455	17-21	.810	12	21	33	43.2	23	14	9	3	10	99	90.1
Arizona St.	02/17/2024	105-60	W	36-63	.571	8-20	.400	25-32	.781	10	36	46	43.3	18	21	5	5	6	105	90.7
Washington St.	02/22/2024	74-77	L	26-58	.448	5-18	.278	17-27	.630	11	28	39	43.2	20	15	11	4	6	74	90.0
Washington	02/24/2024	91-75	W	33-70	.471	9-21	.429	16-21	.762	14	37	51	43.4	13	22	14	6	9	91	90.1
at Arizona St.	02/28/2024	85-67	W	32-59	.542	8-21	.381	13-18	.722	10	33	43	43.4	18	18	14	2	5	85	89.9
Oregon	03/02/2024	103-83	W	39-64	.609	14-25	.560	11-19	.579	12	23	35	43.1	13	27	10	3	8	103	90.3
at UCLA	03/07/2024	88-65	W	28-54	.519	9-23	.391	23-30	.767	9	32	41	43.1	18	16	9	0	8	88	90.3
at Southern California	03/09/2024	65-78	L	24-62	.387	6-21	.286	11-16	.688	14	24	38	42.9	18	18	18	2	3	65	89.5
vs Southern California	03/14/2024	70-49	W	26-57	.456	7-19	.368	11-18	.611	14	30	44	42.9	14	11	14	3	10	70	88.8
vs Oregon	03/15/2024	59-67	L	18-47	.383	5-19	.263	18-28	.643	9	24	33	42.6	15	14	14	7	6	59	87.9
vs Long Beach St.	03/21/2024	85-65	W	30-72	.417	13-35	.371	12-17	.706	11	36	47	42.8	17	19	9	8	10	85	87.9
vs Dayton	03/23/2024	78-68	W	28-53	.528	8-18	.444	14-20	.700	6	29	35	42.5	18	17	15	6	9	78	87.6
Total		3065		1099-2254	.488	279-748	.373	588-819	.718	454	1035	1489	42.5	574	651	421	129	292	3065	87.6
Opponents		2517		920-2193	.420	273-828	.330	404-567	.713	317	822	1139	32.5	665	479	473	130	246	2517	71.9

Arizona Averages

Games Played	Points/game	FG Pct	3FG Pct	FT Pct	Rebounds/game	Assists/game	Turnovers/game	Assist/Turnover ratio	Steals/game	Blocks/game
35	87.6	48.8	37.3	71.8	42.5	18.6	12.0	1.5	8.3	3.7



2023-24 Arizona Men's Basketball
Opponents Game-by-Game
All games

Opponent	Date	Score	W	Total		3-Pointers		Free throws		Rebounds				PF	A	TO	BLK	STL	PTS	AVG
				FG-FGA	PCT	3FG-3FGA	PCT	FT-FTA	PCT	OFF	DEF	TOT	AVG							
Morgan St.	11/06/2023	122-59	W	22-56	.393	7-22	.318	8-15	.533	9	18	27	27.0	25	10	25	6	3	59	59.0
at Duke	11/10/2023	78-73	W	28-65	.431	8-23	.348	9-12	.750	8	25	33	30.0	17	14	14	3	9	73	66.0
Southern U.	11/13/2023	97-59	W	20-63	.317	6-29	.207	13-19	.684	7	17	24	28.0	27	11	15	2	12	59	63.7
Belmont	11/17/2023	100-68	W	23-61	.377	12-27	.444	10-17	.588	4	18	22	26.5	20	16	14	4	9	68	64.8
UT Arlington	11/19/2023	101-56	W	22-61	.361	7-25	.280	5-12	.417	8	23	31	27.4	18	15	18	5	6	56	63.0
vs Michigan St.	11/23/2023	74-68	W	26-64	.406	5-17	.294	11-14	.786	11	23	34	28.5	17	10	9	2	6	68	63.8
Colgate	12/02/2023	82-55	W	22-53	.415	7-22	.318	4-7	.571	0	25	25	28.0	16	11	18	0	7	55	62.6
Wisconsin	12/09/2023	98-73	W	29-70	.414	10-21	.476	5-8	.625	6	24	30	28.3	18	13	8	0	3	73	63.9
vs Purdue	12/16/2023	84-92	L	35-65	.538	10-24	.417	12-19	.632	11	21	32	28.7	14	22	13	3	10	92	67.0
vs Alabama	12/20/2023	87-74	W	22-65	.338	8-40	.200	22-26	.846	15	23	38	29.6	25	12	18	3	10	74	67.7
vs Fla. Atlantic	12/23/2023	95-96	Lot2	36-72	.500	8-24	.333	16-20	.800	9	30	39	30.5	24	11	16	1	9	96	70.3
at California	12/29/2023	100-81	W	28-68	.412	9-31	.290	16-27	.593	10	24	34	30.8	22	14	12	4	7	81	71.2
at Stanford	12/31/2023	82-100	L	36-62	.581	16-25	.640	12-14	.857	6	30	36	31.2	17	25	14	6	3	100	73.4
Colorado	01/04/2024	97-50	W	20-55	.364	4-15	.267	6-10	.600	6	19	25	30.7	10	13	18	2	4	50	71.7
Utah	01/06/2024	92-73	W	28-68	.412	10-35	.286	7-9	.778	6	18	24	30.3	12	16	11	4	10	73	71.8
at Washington St.	01/13/2024	70-73	L	26-56	.464	4-13	.308	17-21	.810	7	30	37	30.7	18	12	9	8	6	73	71.9
Southern California	01/17/2024	82-67	W	26-61	.426	8-24	.333	7-9	.778	10	28	38	31.1	24	19	19	4	8	67	71.6
UCLA	01/20/2024	77-71	W	25-56	.446	9-26	.346	12-14	.857	9	20	29	31.0	25	11	13	3	6	71	71.6
at Oregon St.	01/25/2024	80-83	L	27-48	.563	12-20	.600	17-24	.708	6	20	26	30.7	22	15	13	4	7	83	72.2
at Oregon	01/27/2024	87-78	W	26-58	.448	7-18	.389	19-24	.792	12	21	33	30.9	18	15	14	6	6	78	72.5
California	02/01/2024	91-65	W	26-70	.371	7-28	.250	6-9	.667	7	25	32	30.9	20	10	12	3	8	65	72.1
Stanford	02/04/2024	82-71	W	26-68	.382	14-33	.424	5-6	.833	14	22	36	31.1	16	20	13	3	7	71	72.0
at Utah	02/08/2024	105-99	Wot3	39-89	.438	11-29	.379	10-21	.476	21	36	57	32.3	22	23	13	4	5	99	73.2
at Colorado	02/10/2024	99-79	W	26-54	.481	5-17	.294	22-26	.846	9	22	31	32.2	17	12	16	6	6	79	73.5
Arizona St.	02/17/2024	105-60	W	21-58	.362	6-24	.250	12-22	.545	7	21	28	32.0	20	9	12	2	5	60	72.9
Washington St.	02/22/2024	74-77	L	26-62	.419	6-18	.333	19-24	.792	11	27	38	32.3	22	13	9	3	2	77	73.1
Washington	02/24/2024	91-75	W	29-76	.382	9-30	.300	8-13	.615	11	24	35	32.4	17	19	11	1	6	75	73.1
at Arizona St.	02/28/2024	85-67	W	21-60	.350	7-26	.269	18-25	.720	10	20	30	32.3	16	9	8	5	7	67	72.9
Oregon	03/02/2024	103-83	W	35-67	.522	6-20	.300	7-9	.778	10	17	27	32.1	17	14	12	3	8	83	73.3
at UCLA	03/07/2024	88-65	W	23-59	.390	6-18	.333	13-18	.722	8	21	29	32.0	21	7	10	5	6	65	73.0
at Southern California	03/09/2024	65-78	L	28-57	.491	6-18	.333	16-18	.889	4	26	30	31.9	19	16	11	5	15	78	73.2
vs Southern California	03/14/2024	70-49	W	20-56	.357	6-22	.273	3-6	.500	9	21	30	31.9	19	9	18	7	6	49	72.4
vs Oregon	03/15/2024	59-67	L	25-59	.424	7-23	.304	10-12	.833	11	27	38	32.1	19	13	10	7	10	67	72.2
vs Long Beach St.	03/21/2024	85-65	W	24-72	.333	3-17	.176	14-22	.636	17	33	50	32.6	14	11	13	3	6	65	72.0
vs Dayton	03/23/2024	78-68	W	24-59	.407	7-24	.292	13-15	.867	8	23	31	32.5	17	9	14	3	8	68	71.9
Total		2517		920-2193	.420	273-828	.330	404-567	.713	317	822	1139	32.5	665	479	473	130	246	2517	71.9
Arizona		3065		1099-2254	.488	279-748	.373	588-819	.718	454	1035	1489	42.5	574	651	421	129	292	3065	87.6

Opponents Averages

Games Played	Points/game	FG Pct	3FG Pct	FT Pct	Rebounds/game	Assists/game	Turnovers/game	Assist/Turnover ratio	Steals/game	Blocks/game
35	71.9	42.0	33.0	71.3	32.5	13.7	13.5	1.0	7.0	3.7



NCAA Statistics

Arizona - 2023-24 Men's Basketball Ranking Summary thru games 03/24/2024

Statistic	National Rank	Conference Rank	Value	National Leader	Value	Conference Leader	Value
Assist/Turnover Ratio (351 ranked)	21	1	1.55	UConn	1.91	Arizona	1.55
Assists Per Game (351 ranked)	4	1	18.6	Kansas	19.0	Arizona	18.6
Bench Points per game (351 ranked)	89	1	22.74	Cornell	36.03	Arizona	22.74
Blocks Per Game (351 ranked)	126	6	3.7	App State	6.8	Southern California	5.2
Effective FG pct (351 ranked)	26	2	0.549	Indiana St.	0.600	Colorado	0.554
Fastbreak Points (351 ranked)	2	1	16.29	TCU	17.79	Arizona	16.29
Field Goal Percentage (351 ranked)	14	2	48.8	Wright St.	53.0	Colorado	49.5
Field Goal Percentage Defense (351 ranked)	67	1	42.0	Houston	37.8	Arizona	42.0
Fouls Per Game (351 ranked)	138	4	16.4	Creighton	11.4	Colorado	14.8
Free Throw Attempts Per Game (351 ranked)	18	1	23.4	Winthrop	26.8	Arizona	23.4
Free Throw Percentage (351 ranked)	187	8	71.8	Villanova	80.8	Colorado	78.4
Free Throws Made Per Game (351 ranked)	24	1	16.8	High Point	20.5	Arizona	16.8
Rebound Margin (351 ranked)	3	1	10.0	Saint Mary's (CA)	11.9	Arizona	10.0
Rebounds (Defensive) Per Game (351 ranked)	5	1	29.57	UT Martin	31.06	Arizona	29.57
Rebounds (Offensive) Per Game (351 ranked)	25	1	12.97	Texas A&M	17.42	Arizona	12.97
Rebounds Per Game (351 ranked)	2	1	42.54	Texas A&M	42.81	Arizona	42.54
Scoring Defense (351 ranked)	177	4	71.9	Houston	57.7	UCLA	65.5
Scoring Margin (351 ranked)	5	1	15.7	McNeese	17.7	Arizona	15.7
Scoring Offense (351 ranked)	3	1	87.6	Alabama	90.7	Arizona	87.6
Steals Per Game (351 ranked)	35	1	8.3	UTEP	11.4	Arizona	8.3
Three Point Attempts Per Game (351 ranked)	198	8	21.4	North Florida	33.2	California	26.0
Three Point Percentage (351 ranked)	20	2	37.3	Purdue	40.9	Colorado	39.1
Three Point Percentage Defense (351 ranked)	136	3	33.0	Louisiana	27.6	Colorado	32.0
Three Pointers Per Game (351 ranked)	119	5	8.0	North Florida	12.0	Utah	9.0
Turnover Margin (351 ranked)	82	3	1.5	Houston	7.0	Arizona St.	3.3
Turnovers Forced Per Game (351 ranked)	59	2	13.51	UTEP	18.71	Arizona St.	13.72
Turnovers Per Game (351 ranked)	202	8	12.0	Virginia	8.1	Oregon	10.2
Winning Percentage (351 ranked)	18	1	77.1	UConn	91.7	Arizona	77.1

Statistic	Player	National Rank	Conference Rank	Value	National Leader	Value	Conference Leader	Value
Assist/Turnover Ratio (349 ranked)	Kylan Boswell	115	2	2.11	CJ Fulton, Col. of Charleston	4.14	KJ Simpson, Colorado	2.23
	Pelle Larsson	140	4	1.97				
	Caleb Love	204	8	1.70				
Assists (345 ranked)	Pelle Larsson	5	130	130	Braden Smith, Purdue	256	Sahvir Wheeler, Washington	188
	Kylan Boswell	139	6	129				
	Caleb Love	171	7	121				
Assists Per Game (350 ranked)	Pelle Larsson	193	6	3.7	Tyler Kolek, Marquette	7.9	Sahvir Wheeler, Washington	6.1
	Kylan Boswell	199	7	3.7				
	Caleb Love	238	8	3.5				
Blocks (345 ranked)	Oumar Ballo	116	5	44	Isaiah Cozart, Eastern Ky.	116	Joshua Morgan, Southern California	71
Blocks Per Game (350 ranked)	Oumar Ballo	147	5	1.26	Isaiah Cozart, Eastern Ky.	3.87	Joshua Morgan, Southern California	2.29
Double Doubles (332 ranked)	Oumar Ballo	5	1	19	Enrique Freeman, Akron	31	Oumar Ballo, Arizona	19
							Fardaws Aimaq, California	19
Field Goal Attempts (343 ranked)	Caleb Love	18	2	510	Tyler Thomas, Hofstra	640	KJ Simpson, Colorado	512
Field Goal Percentage (350 ranked)	Oumar Ballo	5	1	65.7	AJ Braun, Wright St.	68.9	Oumar Ballo, Arizona	65.7
	Caleb Love	310	17	41.8				
Field Goals (347 ranked)	Caleb Love	55	5	213	Zach Edey, Purdue	289	KJ Simpson, Colorado	243
	Oumar Ballo	209	13	178				
	Pelle Larsson	347	19	161				
Free Throw Attempts (347 ranked)	Oumar Ballo	70	5	185	Zach Edey, Purdue	392	Keion Brooks Jr., Washington	209
	Caleb Love	252	11	140				
Free Throw Percentage (350 ranked)	Caleb Love	113	4	83.6	Joseph Girard III, Clemson	95.0	Jordan Pope, Oregon St.	87.9
					DJ Davis, Butler	95.0		
Free Throws (347 ranked)	Caleb Love	179	7	117	Zach Edey, Purdue	280	Keion Brooks Jr., Washington	166
Minutes Per Game (350 ranked)					Issac McBride, Oral Roberts	38:41	Jordan Pope, Oregon St.	35:37
Points (349 ranked)	Caleb Love	39	3	635	Zach Edey, Purdue	859	KJ Simpson, Colorado	728
Points Per Game (350 ranked)	Caleb Love	78	4	18.1	Zach Edey, Purdue	24.5	Keion Brooks Jr., Washington	21.1
Rebounds (350 ranked)	Oumar Ballo	12	2	350	Enrique Freeman, Akron	453	Fardaws Aimaq, California	351
	Keshad Johnson	296	13	200				
Rebounds (Defensive) Per Game (349 ranked)	Oumar Ballo	39	3	6.54	Vonterius Woolbright, Western Caro.	9.78	Fardaws Aimaq, California	7.50
Rebounds (Offensive) Per Game (345 ranked)	Oumar Ballo	20	2	3.46	Zach Edey, Purdue	4.71	Fardaws Aimaq, California	3.47
	Keshad Johnson	319	10	1.91				
Rebounds Per Game (349 ranked)	Oumar Ballo	17	2	10.0	Enrique Freeman, Akron	12.9	Fardaws Aimaq, California	11.0
Steals (329 ranked)	Kylan Boswell	190	6	48	Arturo Dean, FIU	104	Frankie Collins, Arizona St.	84
Steals Per Game (342 ranked)	Kylan Boswell	276	10	1.37	Arturo Dean, FIU	3.35	Frankie Collins, Arizona St.	2.63
Three Point Attempts (346 ranked)	Caleb Love	22	2	268	Jack Gohlke, Oakland	364	Jalen Cone, California	279
	Kylan Boswell	307	10	169				
Three Point Percentage (100 ranked)	Caleb Love	91	4	34.3	Koby Brea, Dayton	49.8	Boogie Ellis, Southern California	41.8
Three Pointers Per Game (347 ranked)	Caleb Love	65	4	2.63	Jack Gohlke, Oakland	3.81	Boogie Ellis, Southern California	3.00
	Kylan Boswell	342	13	1.86				
Total 3-point FGM (347 ranked)	Caleb Love	41	2	92	Jack Gohlke, Oakland	137	Gabe Madsen, Utah	97
	Kylan Boswell	250	11	65				
Triple Doubles (7 ranked)					Vonterius Woolbright, Western Caro.	5	Deivon Smith, Utah	4



0

JADEN BRADLEY

6-3 • 200 • SOPHOMORE • GUARD
 ROCHESTER, N.Y. • UNIV. OF ALABAMA
MAJOR: BUSINESS MANAGEMENT

- > Third on the team in overall Plus-Minus this season
- > Helped Arizona defeat Dayton in the Second Round of the NCAA Tournament with 12 points, four rebounds, three steals, three blocks
- > Tallied his first career 20-point game with 21 points vs. Arizona State (2/17)
- > Dropped a then season-high 14 points at Colorado (2/10)
- > Was +23 in 16 minutes vs. Alabama (12/20)
- > 13 points vs. UT Arlington (11/19)
- > Made a halftime buzzer beating 3-pointer vs. Southern (11/13)
- > Started 22 games at Alabama as a freshman
- > Scored a then-career high 17 point against Gonzaga while at Alabama

1

FILIP BOROVICANIN

6-9 • 225 • SOPHOMORE • FORWARD
 BELGRADE, SERBIA
MAJOR: UNDECIDED

- > Had 6 points, 3 rebounds, 3 assists at Cal (12/29)
- > Set a career high with 11 points in the season opener this year against Morgan State (11/6)
- > Won the 3-point contest at the Red-Blue Showcase, beating out Caleb Love in the finals
- > Appeared in 14 games and scored a total of 18 points as a freshman

Pronunciation: "Boro-veech-uh-nin"

2023-24 GAME-BY-GAME																				
Opponent	Date	GS	MIN	FG-FGA	PCT	3FG-3FGA	PCT	FT-FTA	PCT	OFF DEF	TOT	AVG	PF	A	TO	BLK	STL	PTS	AVG	
Morgan St.	11/06/2023	19:48	2-6	333	0-0	0.000	0-0	0.000	0	2	2	2.0	1	3	1	0	1	4	4.0	
at Duke	11/10/2023	21:52	2-5	400	0-1	0.000	0-2	0.000	0	2	2	2.0	0	2	1	0	1	4	4.0	
Southern U.	11/13/2023	17:54	1-5	200	1-1	1.000	0-0	0.000	0	0	0	1.3	0	1	4	0	0	3	3.7	
Belmont	11/17/2023	20:25	2-7	286	0-1	0.000	1-2	500	0	2	2	1.5	3	2	1	0	2	5	4.0	
UT Arlington	11/19/2023	19:31	5-7	714	1-1	1.000	2-2	1.000	1	3	4	2.0	1	2	0	1	0	13	5.8	
vs Michigan St.	11/23/2023	23:36	2-2	1.000	0-0	0.000	0-0	0.000	1	1	2	2.0	2	2	2	0	0	4	5.5	
Colgate	12/02/2023	14:54	2-3	667	0-0	0.000	0-0	0.000	0	2	2	2.0	0	1	0	0	0	4	5.3	
Wisconsin	12/09/2023	13:58	1-3	333	1-1	1.000	0-0	0.000	0	1	1	1.9	1	0	1	0	0	3	5.0	
vs Purdue	12/16/2023	16:27	0-1	0.000	0-0	0.000	0-0	0.000	0	2	2	1.9	1	2	1	0	2	0	4.4	
vs Alabama	12/20/2023	16:40	2-4	500	0-0	0.000	0-0	0.000	0	2	2	1.9	4	2	1	0	1	4	4.4	
vs Fla. Atlantic	12/23/2023	27:06	4-10	400	0-0	0.000	0-0	0.000	2	2	4	2.1	2	4	0	1	1	8	4.7	
at California	12/29/2023	18:37	2-5	400	0-0	0.000	2-2	1.000	0	3	3	2.2	2	1	0	0	0	6	4.8	
at Stanford	12/31/2023	13:58	3-5	600	1-1	1.000	0-0	0.000	0	0	0	2.0	2	0	2	0	1	7	5.0	
Colorado	01/04/2024	21:27	1-3	333	1-2	500	0-0	0.000	0	4	4	2.1	1	3	3	0	2	3	4.9	
Utah	01/06/2024	20:23	2-2	1.000	0-0	0.000	0-0	0.000	0	5	5	2.3	1	2	1	0	3	4	4.8	
at Washington St.	01/13/2024	26:18	2-5	400	0-2	0.000	4-4	1.000	0	1	1	2.3	3	3	1	0	0	8	5.0	
Southern California	01/17/2024	21:51	3-9	333	0-0	0.000	4-4	1.000	1	1	2	2.2	2	3	1	0	5	10	5.3	
UCLA	01/20/2024	17:41	0-1	0.000	0-1	0.000	2-4	500	0	1	1	2.2	2	1	0	0	1	2	5.1	
at Oregon St.	01/25/2024	21:10	2-3	667	0-1	0.000	1-2	500	1	0	1	2.1	0	2	0	0	2	5	5.1	
at Oregon	01/27/2024	13:15	0-3	0.000	0-0	0.000	0-0	0.000	0	1	1	2.1	2	2	1	0	0	0	4.9	
California	02/01/2024	16:06	2-5	400	1-1	1.000	1-2	500	0	0	0	2.0	3	3	0	0	1	6	4.9	
Stanford	02/04/2024	19:37	1-5	200	1-1	1.000	2-2	1.000	0	3	3	2.0	1	2	0	0	0	5	4.9	
at Utah	02/08/2024	28:29	2-5	400	0-0	0.000	5-6	833	1	1	2	2.0	1	2	0	0	0	9	5.1	
at Colorado	02/10/2024	26:34	6-9	667	0-2	0.000	2-2	1.000	0	0	0	1.9	3	1	0	0	3	14	5.5	
Arizona St.	02/17/2024	20:42	8-11	727	1-1	1.000	4-4	1.000	0	4	4	2.0	3	5	0	0	1	21	6.1	
Washington St.	02/22/2024	16:36	1-3	333	0-0	0.000	0-0	0.000	0	2	2	2.0	2	2	1	0	0	2	5.9	
Washington	02/24/2024	21:15	1-6	167	0-1	0.000	1-2	500	2	5	7	2.2	4	4	2	0	0	3	5.8	
at Arizona St.	02/28/2024	24:39	3-6	500	0-0	0.000	1-3	333	1	2	3	2.2	4	1	1	0	2	7	5.9	
Oregon	03/02/2024	14:50	2-4	500	0-0	0.000	4-4	1.000	0	0	0	2.1	3	5	0	0	1	8	5.9	
at UCLA	03/07/2024	18:05	4-5	800	1-2	500	4-4	1.000	1	1	2	2.1	1	1	1	0	0	13	6.2	
at Southern California	03/09/2024	19:01	3-9	333	0-0	0.000	2-2	1.000	1	4	5	2.2	1	2	1	0	0	8	6.2	
vs Southern California	03/14/2024	18:07	4-4	1.000	0-0	0.000	4-4	1.000	1	2	3	2.3	3	0	2	0	1	12	6.4	
vs Oregon	03/15/2024	22:27	2-4	500	0-0	0.000	4-4	1.000	1	1	2	2.2	3	1	2	0	0	8	6.5	
vs Long Beach St.	03/21/2024	23:13	2-5	400	1-3	333	3-4	750	0	3	3	2.3	1	0	2	1	1	8	6.5	
vs Dayton	03/23/2024	27:07	3-7	429	1-1	1.000	5-6	833	0	4	4	2.3	2	2	0	1	3	12	6.7	
Totals		0	703:39	82:177	.463	11-24	.458	58:71	.817	14	67	81	2.3	65	69	33	5	35	233	6.7

Player Averages											
Games Played	Minutes/game	Points/game	FG Pct	3FG Pct	FT Pct	Rebounds/game	Assists/game	Turnovers/game	Assist/Turnover ratio	Steals/game	Blocks/game
35	20.1	6.7	46.3	45.8	81.7	2.3	2.0	0.9	2.1	1.0	0.1

CAREER STATS																				
SEASON	TEAM	GP-GS	MIN/AVG	Field Goals	3-Point	F-Throws	Rebounds	PF-FO	A	TO	BLK	STL	PTS	AVG						
2022-23	Bama	37-22	733/19.8	73-186	.392	7-22	.318	82-118	.695	15	80	95	2.6	66-0	114	67	3	19	235	6.4
2023-24	UA	34-0	677/19.9	79-170	.465	10-23	.435	53-65	.815	14	63	77	2.3	63-0	67	33	2	32	221	6.5
TOTAL FOR UA		34-0	677/19.9	79-170	.465	10-23	.435	53-65	.815	14	63	77	2.3	63-0	67	33	2	32	221	6.5
TOTAL		71-22	1409/19.9	152-356	.427	17-45	.378	135-183	.738	29	143	172	2.4	129-0	181	100	5	51	456	6.4

Single Game Highs	
Statistic	Value
Points	21 vs Arizona St. 02/17/24
Rebounds	7 vs Washington 02/24/24
Assists	7 vs Jackson St. 12/20/22, at Mississippi St. 12/28/22, vs Georgia 02/18/23
Steals	5 vs Southern California 01/17/24
Blocks	2 at Vanderbilt 01/17/23
FG Made	8 vs Arizona St. 02/17/24
FG Attempts	12 vs Gonzaga 12/17/22
3FG Made	1 17 times
3FG Attempts	4 vs Jackson St. 12/20/22
FT Made	10 vs Ole Miss 01/03/23, at Tennessee 02/15/23
FT Attempts	14 at Tennessee 02/15/23

2023-24 GAME-BY-GAME																				
Opponent	Date	GS	MIN	FG-FGA	PCT	3FG-3FGA	PCT	FT-FTA	PCT	OFF DEF	TOT	AVG	PF	A	TO	BLK	STL	PTS	AVG	
Morgan St.	11/06/2023	13:21	4-9	444	0-4	0.000	3-3	1.000	4	3	7	7.0	1	2	1	0	0	11	11.0	
Southern U.	11/13/2023	15:28	2-3	667	0-0	0.000	4-4	1.000	1	4	5	6.0	2	3	0	0	0	8	9.5	
Belmont	11/17/2023	10:13	1-2	500	0-1	0.000	0-0	0.000	1	0	1	4.3	1	1	1	0	0	2	7.0	
UT Arlington	11/19/2023	07:55	0-3	0.000	0-1	0.000	0-0	0.000	0	3	3	4.0	0	2	0	0	1	0	5.3	
Colgate	12/02/2023	10:32	2-3	667	0-1	0.000	0-0	0.000	0	1	1	3.4	2	1	1	0	1	4	5.0	
Wisconsin	12/09/2023	03:13	0-1	0.000	0-0	0.000	4-6	667	1	1	2	3.2	0	0	0	0	0	4	4.8	
at California	12/29/2023	13:34	9-5	600	0-1	0.000	0-0	0.000	1	2	3	3.1	1	3	2	1	1	6	5.0	
at Stanford	12/31/2023	02:36	0-0	0.000	0-0	0.000	0-0	0.000	0	1	1	2.9	0	0	0	0	0	0	4.4	
Colorado	01/04/2024	04:55	1-2	500	0-0	0.000	2-2	1.000	0	1	1	2.7	1	2	1	0	0	4	4.3	
Utah	01/06/2024	02:36	1-2	500	0-1	0.000	0-0	0.000	0	1	1	2.5	0	0	0	0	0	2	4.1	
Southern California	01/17/2024	03:27	0-1	0.000	0-1	0.000	0-1	0.000	1	1	2	2.5	1	0	1	0	0	0	3.7	
California	02/10/2024	05:02	2-3	667	0-0	0.000	0-0	0.000	2	1	3	2.5	0	0	1	0	0	4	3.8	
at Colorado	02/10/2024	02:55	0-0	0.000	0-0	0.000	0-0	0.000	0	0	0	2.3	0	1	0	0	0	0	3.5	
Arizona St.	02/17/2024	04:51	0-2	0.000	0-1	0.000	0-0	0.000	0	0	0	2.1	1	0	0	0	0	1	0	3.2
Washington	02/24/2024	01:08	0-0	0.000	0-0	0.000	0-0	0.000	0	0	0	2.0	0	1	1	0	0	0	3.0	
Oregon	03/02/2024	01:42	0-1	0.000	0-0	0.000	0-0	0.000	0	1	1	1.9	0	0	0	0	0	0	2.8	
at UCLA	03/07/2024	03:30	0-1	0.000	0-1	0.000	0-0	0.000	0	0	0	1.8	0	0	1	0	0	0	2.6	
at Southern California	03/09/2024	01:38	0-1	0.000	0-0	0.000	0-0	0.000	1	0	1	1.8	0	0	0	0	0	0	2.5	
vs Southern California	03/14/2024	00:50	0-0	0.000	0-0	0.000	0-0	0.000	0	0	0	1.7	0	0	0	0	0	0	2.4	
vs Long Beach St.	03/21/2024	01:15	0-0	0.000	0-0</															



2

CALEB LOVE

6-4 • 205 • SENIOR • GUARD
 ST. LOUIS, MO. • UNIV. OF NORTH CAROLINA
MAJOR: SOCIAL BEHAVIOR & HUMAN UNDERSTANDING

**SECOND TEAM ALL-AMERICAN
 PAC-12 PLAYER OF THE YEAR
 FIRST TEAM ALL PAC-12**

**JERRY WEST AWARD TOP 5 FINALIST
 WOODEN AWARD SEMIFINALIST
 NAISMITH TROPHY SEMIFINALIST
 PAC-12 PLAYER OF THE WEEK (JAN. 8)**

- > 40 career games scoring 20+ points (14 this year)
- > Two career double-doubles
- > Ranked second in the Pac-12 in scoring during conference play (20.00).
- > Scored 20+ points in his first five Pac-12 road games
- > Season-high seven assists vs. Stanford (2/4)
- > 2,111 Career points scored (23rd currently active college player to surpass 2,000 points)
- > 4 of 4 at the free throw line in the final 2:00 at Duke
- > #66 on CBSSports.com Top 100 players (preseason)

3

PELLE LARSSON

6-6 • 215 • SENIOR • GUARD
 NACKA, SWEDEN • UNIV. OF UTAH
MAJOR: BUSINESS ADMINISTRATION

**SECOND TEAM ALL PAC-12
 PAC-12 PLAYER OF THE WEEK (FEB. 12)**

- > Scored 1,000th career (Utah + Arizona) point on an alley-oop against Utah on Jan. 6
- > Became 55th player in Arizona history to score 1,000 points in a Wildcat uniform on March 7 at UCLA
- > Tallied career-high 27 points in addition to 7 rebounds and 8 assists
- > Went for 22 points against UCLA on Jan. 20, including 8 of 8 at the free throw line
- > Dropped then-career high 21 points vs. #23 Wisconsin (12/9)
- > Scored in double figures 27 of 35 games
- > Made two free throws with :06 left in win at Duke
- > 2022 Pac-12 Sixth Man of the Year

Pronunciation: "Pell-uh"

2023-24 GAME-BY-GAME

Opponent	Date	GS	MIN	Total FG-FGA	3-Points PCT	Free throws PCT	Rebounds	PF	A	TO	BLK	STL	PTS	AVG					
Morgan St.	11/06/2023	*	21:14	3-8 .375	2-6 .333	4-4 1.000	2 1 3 3	0	4	0	1	0	12	12.0					
at Duke	11/10/2023	*	33:02	3-10 .300	1-5 .200	4-4 1.000	0 3 3 3	1	3	6	1	2	11	11.5					
Southern U.	11/13/2023	*	25:56	2-6 .333	1-5 .200	4-5 1.000	0 6 6 4	0	5	1	0	2	9	10.7					
Belmont	11/17/2023	*	27:15	8-12 .667	3-5 .600	1-2 .500	0 3 3 3	8	2	6	1	1	20	13.0					
UT Arlington	11/19/2023	*	24:22	4-13 .308	1-7 .143	1-2 .500	1 5 6 4	2	1	6	1	0	2	10.2					
vs Michigan St.	11/23/2023	*	36:56	7-20 .350	2-9 .222	1-2 .500	1 3 4 4	2	1	4	2	0	1	17.3					
Colgate	12/02/2023	*	29:43	5-12 .417	2-5 .400	2-2 1.000	1 7 8 4	0	3	2	1	3	14	13.3					
Wisconsin	12/09/2023	*	28:10	7-13 .538	3-8 .375	3-4 .750	0 7 7 5	2	5	1	0	2	20	14.8					
vs Purdue	12/16/2023	*	36:50	9-19 .474	4-9 .444	7-7 1.000	2 4 6 5	2	3	1	1	2	29	15.4					
vs Alabama	12/20/2023	*	25:24	3-11 .273	0-4 .000	7-7 1.000	1 6 7 5	3	0	3	0	0	13	15.5					
vs Fla. Atlantic	12/23/2023	*	40:12	8-25 .320	4-12 .333	6-6 1.000	2 3 5 5	2	1	1	1	0	26	16.5					
at Stanford	12/29/2023	*	26:04	7-10 .700	3-4 1.000	5-7 .714	1 3 4 5	1	1	2	0	1	22	16.9					
at Stanford	12/31/2023	*	33:06	9-19 .474	1-6 .167	4-5 .800	1 2 3 5	0	3	0	0	1	23	17.4					
Colorado	01/04/2024	*	25:21	7-12 .583	1-4 .250	1-1 1.000	0 3 4 9	2	0	2	0	1	16	17.3					
Utah	01/06/2024	*	34:30	9-15 .600	3-8 .375	2-2 1.000	0 6 6 4	0	6	3	1	0	23	17.7					
at Washington St.	01/13/2024	*	37:05	10-25 .400	5-13 .385	3-4 .750	2 6 8 5	1	3	2	0	0	28	18.2					
Southern California	01/17/2024	*	34:54	7-16 .438	5-12 .417	1-1 1.000	0 2 2 4	9	5	2	0	1	20	18.4					
UCLA	01/20/2024	*	30:01	5-16 .313	2-8 .250	2-3 .667	1 2 3 4	8	0	2	4	0	14	18.2					
at Oregon St.	01/25/2024	*	35:22	6-12 .500	2-7 .286	9-10 .900	1 3 4 4	2	3	5	0	0	23	18.4					
at Oregon	01/27/2024	*	39:04	12-18 .667	5-8 .625	7-8 .875	0 3 3 4	2	2	2	0	1	36	19.3					
California	02/01/2024	*	28:36	5-10 .500	2-5 .400	0-0 .000	1 6 7 4	1	4	0	0	1	12	19.0					
Stanford	02/04/2024	*	38:54	5-16 .313	2-9 .222	6-7 .857	0 8 8 5	1	7	3	0	2	18	18.9					
at Utah	02/08/2024	*	49:04	5-20 .250	3-11 .273	6-7 .857	2 8 10 5	2	1	2	1	2	19	18.9					
at Colorado	02/10/2024	*	35:20	6-15 .400	4-6 .667	3-3 1.000	0 3 3 5	2	3	1	1	1	19	18.9					
at Utah	02/17/2024	*	27:32	6-11 .545	3-7 .429	0-0 .000	0 3 3 5	0	2	0	0	2	15	18.8					
Arizona St.	02/17/2024	*	37:31	8-20 .400	4-12 .333	7-8 .875	0 4 4 5	1	5	2	0	2	27	19.1					
Washington St.	02/22/2024	*	32:35	9-19 .474	5-10 .500	5-6 .833	3 4 7 5	1	5	3	0	2	28	19.1					
at Arizona St.	02/28/2024	*	32:58	5-12 .417	4-8 .500	2-2 1.000	0 8 8 5	1	5	2	0	1	16	19.3					
Oregon	03/02/2024	*	30:39	9-19 .474	5-9 .556	1-1 1.000	0 3 3 5	1	7	1	0	1	22	19.4					
at UCLA	03/07/2024	*	28:37	5-10 .500	2-4 .500	3-5 1.000	0 3 3 5	0	2	2	0	1	17	19.3					
at Southern California	03/09/2024	*	31:16	1-10 .100	0-6 .000	0-0 .000	0 2 2 4	9	1	2	5	0	0	2	18.7				
vs Southern California	03/14/2024	*	32:45	4-13 .308	3-8 .375	0-0 .000	0 2 2 4	8	1	3	2	0	1	11	18.5				
vs Oregon	03/15/2024	*	25:39	2-11 .182	1-7 .143	1-4 .250	0 2 2 4	7	2	4	2	4	6	18.1					
vs Long Beach St.	03/21/2024	*	34:29	6-17 .353	3-12 .250	3-5 .600	2 9 11 4	9	5	0	1	2	18	18.1					
vs Dayton	03/23/2024	*	31:05	6-15 .400	3-8 .375	4-6 .667	0 3 3 4	9	1	5	4	1	19	18.1					
Totals	35	1129:31	315-610	418	92-268	343	117-140	836	24	146	170	49	39	121	71	11	40	635	18.1

Player Averages

Games Played	Minutes/game	Points/game	FG Pct	3FG Pct	FT Pct	Rebounds/game	Assists/game	Turnovers/game	Assist/Turnover ratio	Steals/game	Blocks/game
35	32.2	18.1	41.8	34.3	83.6	4.9	3.5	2.0	1.7	1.1	0.3

CAREER STATS

SEASON	TEAM	GP-GS	MIN	AVG	FG-FGA	3FG-F3GA	3FG%	FT-FTA	FT%	OFF	DEF	TOT	AVG	PF-F	A	TO	BLK	STL	PTS	AVG	
2020-21	UNC	29-26	306	27.8	104-329	316	34-128	266	63-78	808	11	64	75	2.6	62-2	104	91	10	34	305	10.5
2021-22	UNC	39-38	1331	34.1	198-534	371	93-258	360	132-153	863	8	125	133	3.4	68-1	139	106	9	37	621	15.9
2022-23	UNC	33-32	1179	35.7	188-497	378	73-244	299	101-132	765	11	110	121	3.7	61-0	94	80	7	35	550	16.7
2023-24	UNC	34-34	1090	32.1	207-495	418	89-260	342	113-134	843	24	143	167	4.9	38-0	116	67	10	39	616	18.1
TOTAL FOR UA	34-34	1090/32.1	207-495	418	89-260	342	113-134	843	24	143	167	4.9	38-0	116	67	10	39	616	18.1		
TOTAL	135-130	4406/32.6	697-1855	376	289-890	325	409-497	823	54	442	496	3.7	229-3	453	344	36	145	2092	15.5		

Single Game Highs

Statistic	Value
Points	36 at Oregon 01/27/24
Rebounds	11 vs Long Beach St. 03/21/24
Assists	9 vs Northeastern 02/17/21
Steals	5 at Louisville 01/14/23
Blocks	3 vs UNLV 11/30/20
FG Made	13 vs Alabama 11/27/22
FG Attempts	36 vs Alabama 11/27/22
3FG Made	6 4 times
3FG Attempts	13 4 times
FT Made	12 at Duke 03/05/22
FT Attempts	12 at Col. of Charleston 11/16/21, at Duke 03/05/22

2023-24 GAME-BY-GAME

Opponent	Date	GS	MIN	Total FG-FGA	3-Points PCT	Free throws PCT	Rebounds	PF	A	TO	BLK	STL	PTS	AVG	
Morgan St.	11/06/2023	*	15:10	4-5 .800	1-1 1.000	6-6 1.000	0 1 1 1	0	2	1	0	2	15	15.0	
at Duke	11/10/2023	*	27:17	4-7 .571	2-3 .667	2-2 1.000	2 4 6 3	3	2	3	0	0	12	13.5	
Southern U.	11/13/2023	*	20:57	3-7 .429	1-3 .333	4-5 .800	1 1 2 3	0	1	2	0	1	11	12.7	
Belmont	11/17/2023	*	22:32	2-4 .500	0-2 .000	2-2 1.000	1 6 7 4	0	2	4	1	0	6	11.0	
UT Arlington	11/19/2023	*	25:12	3-5 .600	1-1 1.000	6-6 1.000	3 1 4 4	1	3	2	1	3	13	11.4	
vs Michigan St.	11/23/2023	*	19:21	2-5 .400	0-0 .000	6-7 .857	0 3 3 3	8	5	1	0	1	10	11.2	
Colgate	12/02/2023	*	24:42	4-7 .571	0-1 .000	2-2 1.000	2 2 4 3	9	2	6	1	0	10	11.0	
Wisconsin	12/09/2023	*	29:47	6-6 1.000	4-4 1.000	5-9 .556	0 4 4 3	9	2	4	0	0	0	21	12.3
vs Purdue	12/16/2023	*	34:43	5-7 .714	0-0 .000	0-0 .000	0 2 2 3	7	4	6	5	0	0	10	12.0
vs Alabama	12/20/2023	*	27:36	6-12 .500	1-3 .333	3-4 .750	2 4 6 3	9	4	2	1	2	3	16	12.4
vs Fla. Atlantic	12/23/2023	*	40:50	6-11 .545	0-1 .000	3-4 .750	2 2 4 3	9	5	5	1	0	0	15	12.6
at Stanford	12/29/2023	*	28:00	3-8 .375	2-3 .667	4-4 1.000	0 4 4 3	9	3	7	1	1	12	12.6	
at Stanford	12/31/2023	*	33:56	2-8 .250	0-2 .000	2-2 1.000	1 6 7 4	2	2	0	2	0	2	6	12.1
Colorado	01/04/2024	*	27:58	8-12 .667	2-2 1.000	0-0 .000	1 6 7 4	2	2	0	0	0	1	18	12.5
Utah	01/06/2024	*	29:01	5-9 .556	2-2 1.000	1-2 .500	0 0 1 1	3	2	3	0	1	13	12.5	
at Washington St.	01/13/2024	*	27:58	4-10 .400	1-4 .250	0-0 .000	1 3 4 4	1	4						



4

KYLAN BOSWELL

6-2 • 200 • SOPHOMORE • GUARD
CHAMPAIGN, ILL.
MAJOR: UNDECIDED

PAC-12 PLAYER OF THE WEEK (NOV. 13)

- > Made 2+ 3FG in 22 of 35 games this season
> 129 assists to 61 turnovers
> Tallied career-high 20 points - including four 3FG made - in win vs. LBSU in NCAA Tournament
> Scored then career-high 19 points - all in the first half - vs. Oregon; was 5 of 7 3FG
> Was 7 of 9 from the floor for 17 points at ASU (2/28)
> Dropped 16 points in 3OT win at Utah (2/8)
> Career high five steals vs. Alabama & FAU
> First Arizona player since Jason Terry in 1999 to have back-to-back games with 5+ steals
> Matched a then career high with 4 3FG made vs. Morgan State & Belmont
> Scored 18 points on opening night vs. Morgan State
> 12 points, 8 rebounds, 5 assists, 2 steals at Duke

5

KJ LEWIS

6-4 • 205 • FRESHMAN • GUARD
EL PASO, TEXAS
MAJOR: UNDECIDED

PAC-12 ALL-FRESHMAN HONORABLE MENTION

- > 68 assists to 30 turnovers
> Tallied season-high 18 points to go with five rebounds and four assists at UCLA (3/2)
> Dropped 15 points vs. USC in the Pac-12 Tournament
> Scored 14 points vs. Cal (2/1)
> Had 13 points in 24 minutes off the bench against UCLA
> Was +23 in 22 minutes of action vs. Alabama; he finished with nine points, four rebounds and four assists, three steals.
> Had 5 steals in the season opener
> "Solves problems with hustle and energy." - Tommy Lloyd

2023-24 GAME-BY-GAME

Table with columns: Opponent, Date, GS, MIN, Total FG-FGA, PCT, 3FG-3FGA, PCT, FT-FTA, PCT, OFF DEF TOT REBOUNDS, PF, A, TO, BLK, STL, PTS, AVG

Player Averages table with columns: Games Played, Minutes/game, Points/game, FG Pct, 3FG Pct, FT Pct, Rebounds/game, Assists/game, Turnovers/game, Assist/Turnover ratio, Steals/game, Blocks/game

CAREER STATS

Career Stats table with columns: SEASON, TEAM, GP-GS, MIN/AVG, FG-FGA, FG%, 3FG-3FGA, 3FG%, FT-FTA, FT%, OFF DEF TOT AVG, PF-FO, A, TO, BLK, STL, PTS, AVG

Single Game Highs

Single Game Highs table with columns: Statistic, Value

2023-24 GAME-BY-GAME

Table with columns: Opponent, Date, GS, MIN, Total FG-FGA, PCT, 3FG-3FGA, PCT, FT-FTA, PCT, OFF DEF TOT REBOUNDS, PF, A, TO, BLK, STL, PTS, AVG

Player Averages table with columns: Games Played, Minutes/game, Points/game, FG Pct, 3FG Pct, FT Pct, Rebounds/game, Assists/game, Turnovers/game, Assist/Turnover ratio, Steals/game, Blocks/game

CAREER STATS

Career Stats table with columns: SEASON, TEAM, GP-GS, MIN/AVG, FG-FGA, FG%, 3FG-3FGA, 3FG%, FT-FTA, FT%, OFF DEF TOT AVG, PF-FO, A, TO, BLK, STL, PTS, AVG

Single Game Highs

Single Game Highs table with columns: Statistic, Value



11 OUMAR BALLO
 7-0 • 260 • R-SENIOR • CENTER
 KOULIKORO, MALI • GONZAGA
MAJOR: SPORTS AND SOCIETY

- FIRST TEAM ALL PAC-12
- PAC-12 ALL-DEFENSE TEAM
- PAC-12 PLAYER OF THE WEEK (DEC. 26)
- USBWA NATIONAL PLAYER OF THE WEEK TEAM (DEC. 26)
- > Reached 1,000 career points against Utah on Jan. 6
- > Became 54th player in Arizona history to reach 1,000 points at UA
- > 33 career double-doubles ranks fourth in Arizona history
- > Nine straight double-doubles (Feb. 1-March 2); the longest streak by a Wildcat since 10 straight by Al Fleming in 1974-75
- > Currently ranks as the Arizona career leader in FG%
- > Naismith Trophy and NABC National Player of the Year Preseason Watch List
- > First Team Preseason All Pac-12 and Preseason Pac-12 Player of the Year (ESPN.com, Blue Ribbon Magazine)
- > First Team All Pac-12 in 2022-23

DOUBLE-DOUBLES: Career: 33 | This Season: 19
 Pronunciation: "Ewe-mar Ball-O"

2023-24 GAME-BY-GAME

Opponent	Date	GS	MIN	FG-FGA	PCT	3FG-3FGA	PCT	FT-FTA	PCT	REB	PF	A	TO	BK	STL	PTS	AVG			
Morgan St.	11/06/2023	* 15:17	6-8	750	0-0	000	0-0	000	2	4	5	6	0	1	2	12	12.0			
at Duke	11/10/2023	* 25:08	6-12	500	0-0	000	1-3	333	1	4	5	5	3	0	3	1	13	12.5		
Southern U.	11/13/2023	* 17:51	4-6	667	0-0	000	2-2	1000	3	3	6	5	7	1	0	3	10	11.7		
Belmont	11/17/2023	* 15:13	5-9	556	0-0	000	2-8	2500	4	3	7	6	2	0	1	1	12	11.8		
UT Arlington	11/19/2023	* 19:59	7-8	875	0-0	000	1-1	1000	0	4	4	5	6	0	2	1	0	15	12.4	
vs Michigan St.	11/23/2023	* 25:32	4-7	571	0-0	000	2-5	400	1	2	3	5	2	1	1	2	0	10	12.0	
Colgate	12/02/2023	* 23:27	6-8	750	0-0	000	1-5	200	2	8	10	5	9	2	1	2	0	1	13	12.1
Wisconsin	12/09/2023	* 27:56	7-8	875	0-0	000	1-2	500	1	8	9	6	3	2	1	3	2	15	12.5	
vs Purdue	12/16/2023	* 32:35	6-9	667	0-0	000	1-2	500	1	5	6	6	3	3	1	0	1	13	12.6	
vs Alabama	12/20/2023	* 30:32	5-11	455	0-0	000	6-10	600	6	6	12	6	8	0	1	1	0	16	12.9	
vs Fla. Atlantic	12/23/2023	* 33:15	4-11	364	0-0	000	5-7	714	9	12	21	8	1	1	2	2	1	3	13	12.9
at California	12/29/2023	* 21:08	6-7	857	0-0	000	5-11	455	2	9	11	8	3	2	0	1	0	1	17	13.3
at Stanford	12/31/2023	* 24:32	6-9	667	0-0	000	0-3	000	2	5	7	8	2	3	0	1	0	1	12	13.2
Colorado	01/04/2024	* 20:40	1-7	143	0-0	000	2-6	333	6	3	9	8	3	1	3	1	2	0	4	12.5
Utah	01/06/2024	* 25:06	8-12	667	0-0	000	1-3	333	3	6	9	8	3	3	2	1	2	1	17	12.8
at Washington St.	01/13/2024	* 29:34	4-11	364	0-0	000	3-7	429	8	6	14	8	3	0	0	0	0	0	11	12.7
Southern California	01/17/2024	* 27:07	2-6	333	0-0	000	4-10	400	7	6	13	8	9	4	1	1	1	2	8	12.4
UCLA	01/20/2024	* 33:31	5-8	625	0-0	000	7-8	875	5	8	13	9	2	4	1	2	0	1	17	12.7
at Oregon St.	01/25/2024	* 20:45	2-4	500	0-0	000	3-8	375	1	5	6	9	0	3	0	1	0	1	7	12.4
at Oregon	01/27/2024	* 20:32	4-6	667	0-0	000	2-3	667	3	6	9	9	0	4	1	0	1	0	10	12.3
California	02/01/2024	* 21:50	8-8	1000	0-0	000	6-11	545	6	7	13	9	2	0	2	1	1	22	12.7	
Stanford	02/04/2024	* 29:09	8-12	667	0-0	000	2-4	500	5	8	13	9	4	3	2	2	2	0	18	13.0
Utah	02/08/2024	* 45:19	5-9	556	0-0	000	0-0	000	4	12	16	9	7	4	2	0	3	1	10	12.8
at Colorado	02/10/2024	* 26:52	5-9	556	0-0	000	6-8	750	6	7	13	9	8	3	1	2	1	0	16	13.0
Arizona St.	02/17/2024	* 22:23	5-5	500	0-0	000	5-9	556	1	10	11	9	8	1	0	1	2	0	15	13.0
Washington St.	02/22/2024	* 32:09	6-8	750	0-0	000	4-8	500	5	6	11	9	8	1	3	2	0	16	13.2	
Washington	02/24/2024	* 28:01	7-11	636	0-0	000	4	10	14	10	10	2	0	2	3	1	14	13.2		
at Arizona St.	02/28/2024	* 28:30	6-6	1000	0-0	000	2-3	667	3	10	13	10	1	2	0	2	1	0	14	13.2
Oregon	03/02/2024	* 27:22	5-6	833	0-0	000	1-2	500	6	6	12	10	2	3	1	2	1	1	11	13.1
at UCLA	03/07/2024	* 18:10	3-5	600	0-0	000	3-5	600	1	2	3	10	2	0	0	0	2	9	13.0	
at Southern California	03/09/2024	* 28:09	6-7	857	0-0	000	5-8	625	4	6	10	10	1	1	0	2	1	17	13.1	
vs Southern California	03/14/2024	* 26:56	3-4	750	0-0	000	4-10	400	3	10	13	10	1	0	1	3	2	10	13.0	
vs Oregon	03/15/2024	* 31:24	5-5	1000	0-0	000	4-9	444	2	10	12	10	1	2	0	1	5	1	14	13.1
vs Long Beach St.	03/21/2024	* 27:58	4-4	1000	0-0	000	3-4	750	4	9	13	10	2	1	0	2	4	2	11	13.0
vs Dayton	03/23/2024	* 22:23	4-5	800	0-0	000	0-0	000	0	3	3	10	1	0	2	0	0	0	8	12.9
Totals		35	906:15	178-271	.657	0-0	.000	94-185	.508	121	229	350	10	71	28	48	44	33	450	12.9

Player Averages

Games Played	Minutes/game	Points/game	FG Pct	3FG Pct	FT Pct	Rebounds/game	Assists/game	Turnovers/game	Assist/Turnover ratio	Steals/game	Blocks/game
35	25.9	12.9	65.7	0.0	50.8	10.0	0.8	1.4	0.6	0.9	1.3

CAREER STATS

SEASON/TEAM	GP-GS	MIN/AVG	Field Goals	3-Point	F-Throws	Rebounds	PF-FO	A	TO	BK	STL	PTS	AVG							
2020-21 Gonz	24-0	150:62	22-35	.629	0-0	000	16-29	552	15	22	37	15	24.0	3	16	6	5	6	20	2.5
2021-22 UA	37-0	565:15.3	92-148	.622	0-0	000	68-97	.701	58	105	163	44	60.0	21	33	44	13	252	6.8	
2022-23 UA	35-35	965:27.6	189-292	.647	0-0	000	118-209	.565	80	222	302	8.6	79.1	56	65	45	25	496	14.2	
2023-24 UA	34-34	884:26.0	174-266	.654	0-0	000	94-185	.508	121	226	347	10.2	70.0	28	46	44	33	442	13.0	
TOTAL FOR UA	106-69	2414:22.8	455-706	.644	0-0	000	280-491	.570	259	553	812	7.7	209.1	105	144	133	71	1190	11.2	
TOTAL	130-69	2564:19.7	477-741	.644	0-0	000	296-520	.569	274	575	849	6.5	233.1	108	160	139	76	1250	9.6	

Single Game Highs

Statistic	Value
Points	30 vs Creighton 11/23/22
Rebounds	21 vs Fla. Atlantic 12/23/23
Assists	6 at Washington 01/23/23
Steals	3 at Oregon 01/14/23, vs Fla. Atlantic 12/23/23
Blocks	6 vs UCLA 03/12/22
FG Made	14 vs Creighton 11/23/22
FG Attempts	17 vs Creighton 11/23/22
FT Made	8 vs Nicholls 11/07/22, vs UCLA 01/21/23
FT Attempts	11 5 times

14 MOTIEJUS KRIVAS
 7-2 • 260 • FRESHMAN • CENTER
 SIAULIAI, LITHUANIA
MAJOR: UNDECIDED

- > Important four points, four rebounds vs. Dayton in Second round of NCAA Tournament
- > Logged 15 points vs Colorado
- > Tallied 18 points, five rebounds in Pac-12 debut at Cal (12/29)
- > Had seven points, five rebounds against Colgate (12/2)
- > Season high 2 blocks and 2 steals vs. UT Arlington (11/19)
- > Went for 20 points, 9 rebounds vs. Belmont (11/17)

Pronunciation: "Mo-tee-ay-yus Kree-vis"

2023-24 GAME-BY-GAME

Opponent	Date	GS	MIN	FG-FGA	PCT	3FG-3FGA	PCT	FT-FTA	PCT	REB	PF	A	TO	BK	STL	PTS	AVG				
Morgan St.	11/06/2023	18:21	2-7	286	0-0	000	8-9	889	2	3	5	5	2	4	0	1	0	12	12.0		
at Duke	11/10/2023	11:49	2-6	333	0-0	000	2-3	667	4	2	6	5	5	3	1	2	1	1	6	9.0	
Southern U.	11/13/2023	22:09	4-5	800	0-0	000	4-8	500	2	4	6	5	7	3	0	3	0	3	0	12	10.0
Belmont	11/17/2023	17:58	8-10	800	0-0	000	4-4	1000	3	6	9	6	5	1	0	1	2	0	20	12.5	
UT Arlington	11/19/2023	14:24	5-8	625	0-0	000	0-0	000	2	1	3	5	8	0	0	0	2	2	10	12.0	
vs Michigan St.	11/23/2023	09:38	0-0	000	0-0	000	2-2	1000	2	1	3	5	3	1	0	2	0	2	10	3.0	
Colgate	12/02/2023	16:33	3-6	500	0-0	000	1-2	500	1	4	5	3	1	1	1	0	1	7	9.9		
Wisconsin	12/09/2023	11:45	1-1	1000	0-0	000	0-1	000	0	3	3	5	3	0	1	2	0	2	8.9		
vs Purdue	12/16/2023	06:55	1-2	500	0-0	000	0-0	000	0	1	1	4	6	1	0	2	0	2	8.1		
vs Alabama	12/20/2023	06:13	1-3	333	0-0	000	1-2	500	2	1	3	4	4	1	0	1	0	0	3	7.6	
vs Fla. Atlantic	12/23/2023	06:35	1-1	1000	0-0	000	2-2	1000	1	3	4	4	4	2	0	2	0	0	4	7.3	
at California	12/29/2023	17:50	6-7	857	0-0	000	6-6	1000	3	2	5	4	4	4	0	1	1	0	18	8.2	
at Stanford	12/31/2023	10:18	2-2	1000	0-0	000	0-0	000	2	1	3	4	3	1	0	0	0	0	4	7.8	
Colorado	01/04/2024	17:19	7-8	875	0-0	000	1-1	1000	3	6	9	4	6	4	2	2	1	3	15	8.4	
Utah	01/06/2024	14:54	1-5	200	0-0	000	0-0	000	0	4	3	7	4	8	1	1	1	0	2	7.9	
at Washington St.	01/13/2024	10:25	1-4	250	0-0	000	0-0	000	0	1	2	3	4	7	1	0	0	0	1	2	7.6
Southern California	01/17/2024	15:16	2-4	500	0-0	000	0-0	000	3	5	8	4	9	0	0	1	2	4	7.4		
UCLA	01/20/2024	05:39	1-1	1000	0-0	000	0-0	000	0	1	1	4	7	1	0	1	0	1	0	2	7.1
at Oregon St.	01/25/2024	15:38	4-7	571	0-0	000	2-3	667	3	1	4	4	6	1	0	1	0	10	7.2		
at Oregon	01/27/2024	11:19	1-3	333	0-0	000	3-4	750	1	5											



16

KESHAD JOHNSON

6-7 • 225 • FIFTH YEAR • FORWARD
OAKLAND, CALIF. • SAN DIEGO STATE
MAJOR: LEADERSHIP LEARNING INNOVATION

PAC-12 ALL-DEFENSIVE HONORABLE MENTION
KARL MALONE AWARD TOP 10 WATCH LIST

- > A vocal leader of the team
- > Reached 1,000 career points (SDSU + Arizona) on with 21 points vs. Oregon on March 2
- > Setting career highs in nearly every offensive category
- > Career-high 24 points vs. No. 3 Purdue
- > 20 points on 9 of 11 shooting vs. Utah
- > Drilled 4 of 5 3FG at USC (3/9) to set a career high
- > 14 points, 8 rebounds at Duke (11/10), including key "and-1" with :47 remaining
- > Scored 14 points in the national championship game last year for SDSU

Pronunciation: "Key-shawd"

2023-24 GAME-BY-GAME

Opponent	Date	GS	MIN	Total			3-Pointers			Free throws			Rebounds			PF	A	TO	BLK	STL	PTS	AVG
				FG-FGA	PCT	3FG-3FGA	PCT	FT-FTA	PCT	OFF	DEF	TOT	AVG									
Morgan St.	11/06/2023	*	18:53	5-8	.625	0-1	.000	4-7	.571	5	2	7	7.0	2	0	2	3	3	14	14.0		
at Duke	11/10/2023	*	34:34	6-14	.429	1-4	.250	1-1	1.000	3	5	8	7.5	3	2	1	1	1	14	14.0		
Southern U.	11/13/2023	*	18:39	6-8	.750	0-1	.000	5-6	.833	1	5	6	7.0	1	0	4	1	0	17	15.0		
Belmont	11/17/2023	*	23:37	4-7	.571	0-2	.000	3-3	1.000	2	3	5	6.5	0	3	2	1	0	11	14.0		
UT Arlington	11/19/2023	*	20:21	4-9	.444	3-7	.429	0-0	.000	1	5	6	6.4	1	2	1	0	0	11	13.4		
vs Michigan St.	11/23/2023	*	30:08	4-5	.800	1-2	.500	4-4	1.000	3	7	10	7.0	4	1	2	2	4	13	13.3		
Colgate	12/02/2023	*	21:11	4-7	.571	1-3	.333	1-2	.500	2	2	4	6.6	0	1	1	0	1	10	12.9		
Wisconsin	12/09/2023	*	23:08	5-10	.500	1-4	.250	0-0	.000	2	7	9	6.9	2	4	1	0	1	11	12.6		
vs Purdue	12/16/2023	*	28:45	8-13	.615	2-2	1.000	6-7	.857	2	6	8	7.0	3	2	1	0	3	24	13.9		
vs Alabama	12/20/2023	*	28:20	2-5	.400	1-2	.500	6-8	.750	3	3	6	6.9	3	2	3	0	1	11	13.6		
vs Fla. Atlantic	12/23/2023	*	34:50	3-6	.500	1-3	.333	0-0	.000	2	1	3	6.5	2	1	4	0	2	7	13.0		
at California	12/29/2023	*	23:52	2-9	.222	0-2	.000	1-2	.500	0	5	6	6.4	3	3	0	0	5	12.9			
at Stanford	12/31/2023	*	24:26	3-6	.500	1-3	.333	1-1	1.000	0	4	4	6.2	0	3	2	0	1	8	12.0		
Colorado	01/04/2024	*	21:02	4-4	1.000	0-0	.000	0-0	.000	1	2	3	6.0	2	0	1	1	1	8	11.7		
Utah	01/06/2024	*	28:33	9-11	.818	2-2	1.000	0-0	.000	1	4	5	5.9	2	1	3	1	0	20	12.3		
at Washington St.	01/13/2024	*	24:18	3-8	.375	1-3	.333	0-0	.000	5	3	8	6.1	1	3	1	1	2	7	11.9		
Southern California	01/17/2024	*	32:16	3-8	.375	1-2	.500	3-4	.750	5	8	13	6.5	1	2	4	0	0	10	11.8		
UCLA	01/20/2024	*	22:58	2-5	.400	0-2	.000	0-0	.000	3	2	5	6.4	0	3	0	2	0	4	11.4		
at Oregon St.	01/25/2024	*	29:23	4-11	.364	0-1	.000	4-5	.800	1	5	6	6.4	4	2	0	1	2	18	11.7		
at Oregon	01/27/2024	*	34:05	3-5	.600	3-4	.750	3-4	.750	2	2	4	6.3	3	1	1	2	0	12	11.8		
California	02/01/2024	*	26:15	6-13	.462	2-4	.500	1-3	.333	1	4	5	6.2	0	2	3	0	0	15	11.9		
Stanford	02/04/2024	*	17:51	0-2	.000	0-0	.000	0-0	.000	2	1	3	6.0	1	1	1	0	0	0	11.4		
at Utah	02/08/2024	*	43:24	6-15	.400	1-4	.250	4-6	.667	6	3	9	6.2	4	0	0	0	1	17	11.6		
at Colorado	02/10/2024	*	19:21	2-4	.500	1-1	1.000	0-0	.000	2	5	7	6.2	4	2	0	0	0	5	11.3		
Arizona St.	02/17/2024	*	23:42	5-8	.625	0-2	.000	4-5	.800	0	1	1	6.0	4	2	1	2	0	14	11.4		
at Washington St.	02/22/2024	*	33:01	4-9	.444	0-1	.000	4-6	.667	1	2	3	6.0	4	1	2	0	0	12	11.5		
Washington	02/24/2024	*	29:38	4-6	.667	1-3	.333	7-10	.700	2	3	5	5.9	1	2	2	3	2	16	11.6		
at Arizona St.	02/28/2024	*	28:16	2-7	.286	0-0	.000	6-8	.750	0	3	3	5.8	2	5	1	1	1	10	11.6		
Oregon	03/02/2024	*	29:58	8-10	.800	2-2	1.000	3-6	.500	2	2	4	5.8	0	2	1	0	1	21	11.9		
at UCLA	03/07/2024	*	26:45	2-7	.286	1-3	.333	2-2	1.000	0	11	11	5.9	3	1	1	0	1	7	11.7		
at Southern California	03/09/2024	*	33:39	6-10	.600	4-5	.800	1-2	.500	2	1	3	5.8	1	5	1	0	1	17	11.9		
vs Southern California	03/14/2024	*	33:42	2-3	.667	3-2	.500	0-0	.000	0	4	4	5.8	1	1	1	0	1	5	11.7		
vs Oregon	03/15/2024	*	35:50	3-7	.429	1-3	.333	1-3	.333	0	3	3	5.7	3	3	1	1	2	8	11.6		
vs Long Beach St.	03/21/2024	*	28:42	5-9	.556	2-3	.667	1-1	1.000	1	4	5	5.7	4	0	2	0	2	13	11.6		
vs Dayton	03/23/2024	*	34:48	6-10	.600	1-2	.500	0-0	.000	2	5	7	5.7	3	0	3	0	2	13	11.7		
Totals			35	961:01	148-277	.534	36-90	.400	76-107	.710	67	133	200	57	72	63	56	26	35	408	11.7	

Player Averages

Games Played	Minutes/game	Points/game	FG Pct	3FG Pct	Rebounds/game	Assists/game	Turnovers/game	Assist/Turnover ratio	Steals/game	Blocks/game	
35	27.5	11.7	53.4	40.0	7.0	5.7	1.8	1.6	1.1	1.0	0.7

CAREER STATS

SEASON/TEAM	GP-GS	MIN	AVG	Field Goals	3-Point	F-Throws	Rebounds	Assists	Turnovers	Assist/Turnover	Steals	Blocks	PTS	AVG					
				FG-FGA	FG%	3FG-3FGA	3FG%	FT-FTA	FT%	OFF	DEF	TOT	AVG	PF-FO					
2019-20 SDSU	18-0	1075/9	12.34	353	4.18	.222	6.16	3.75	12	18	30	17	12.0	4	8	1	5	34	1.9
2020-21 SDSU	24-0	324/13.5	33.73	452	7.21	.333	22.40	5.50	25	61	86	36	26.1	16	12	13	6	95	4.0
2021-22 SDSU	32-32	763/23.8	88.159	553	6.33	.182	47.73	6.44	43	101	144	45	39.0	32	37	20	21	229	7.2
2022-23 SDSU	39-39	865/22.2	115.216	532	11.42	.262	59.91	6.48	59	135	194	50	56.1	36	33	17	18	300	7.7
2023-24 UA	34-34	926/27.2	142.267	532	35.88	.398	76.107	7.10	65	128	193	57	69.0	63	53	26	33	395	11.6
TOTAL FOR UA	34-34	926/27.2	142.267	532	35.88	.398	76.107	7.10	65	128	193	57	69.0	63	53	26	33	395	11.6
TOTAL	147-105	2986/20.3	390.749	521	63.202	.312	210.327	.642	204	443	647	44	202.2	141	143	77	83	1053	7.2

Single Game Highs

Statistic	Value
Points	24 vs Purdue 12/16/23
Rebounds	13 vs San Jose St. 02/08/21, vs Southern California 01/17/24
Assists	5 at Arizona St. 02/28/24, at Southern California 03/09/24
Steals	4 vs Michigan St. 11/23/23
Blocks	3 4 times
FG Made	9 vs Utah 01/06/24
FG Attempts	15 at Utah 02/08/24
3FG Made	4 at Southern California 03/09/24
3FG Attempts	7 vs Texas Southern 11/05/19, vs UT Arlington 11/19/23
FT Made	7 vs UConn 04/03/23, vs Washington 02/24/24
FT Attempts	10 vs Washington 02/24/24

23

PAULIUS MURAUSKAS

6-8 • 225 • FRESHMAN • FORWARD
KAUNAS, LITHUANIA
MAJOR: UNDECIDED

- > 14 of 27 from the 3-point line this season
- > Scored 12 points in five minutes off the bench against Arizona State (2/17)
- > Went 2 of 3 from long range at Stanford (12/31)
- > Was 2 of 2 from the 3-point line vs. UT Arlington (11/19)
- > 5 points, 10 rebounds vs. Southern (11/13)
- > Has extensive experience on the European basketball scene, in particular Euro League for Lietkabelis

Pronunciation: "Paul-e-us Mur-ows-kuss"

2023-24 GAME-BY-GAME

Opponent	Date	GS	MIN	Total			3-Pointers			Free throws			Rebounds			PF	A	TO	BLK	STL	PTS	AVG
				FG-FGA	PCT	3FG-3FGA	PCT	FT-FTA	PCT	OFF	DEF	TOT	AVG									
Morgan St.	11/06/2023	*	17:40	4-5	.800	2-3	.667	0-2	.000	0	3	3	3.0	3	1	1	0	0	10	10.0		
Southern U.	11/13/2023	*	14:40	2-7	.286	1-2	.500	0-0	.000	4	6	10	6.5	2	0	3	0	0	5	7.5		
Belmont	11/17/2023	*	11:53	1-6	.167	1-2	.500	1-2	.500	3	1	4	5.7	1	0	2	0	0	4	6.3		
UT Arlington	11/19/2023	*	08:41	2-4	.500	2-2	1.000	0-0	.000	0	0	0	4.3	2	1	0	0	1	6	6.3		
Colgate	12/02/2023	*	07:21	1-4	.250	1-2	.500	0-0	.000	1	0	1	3.6	0	0	1	0	1	3	5.6		
Wisconsin	12/09/2023	*	07:17	1-3	.333	1-2	.500	0-0	.000	0	0	0	3.0	0	0	0	0	0	3	5.2		
at California	12/29/2023	*	03:24	1-1	1.000	0-0	.000	0-0	.000	0	1	1	2.7	0	0	0	0	0	2	4.7		
at Stanford	12/31/2023	*	06:08	2-3	.667	2-3	.667	2-2	1.000	2	0	2	2.6	1	0	1	0	0	8	5.1		
Colorado	01/04/2024	*	05:45	1-2	.500	1-2	.500	0-0	.000	1	1	2	2.6	1	1	0	0	0	3	4.9		
Utah	01/06/2024	*	02:36	0-0	.000	0-0	.000	0-0	.000	0	0	0	2.3	0	0	0	0	0	0	4.4		
Southern California	01/17/2024	*	00:46	0-0	.000	0-0	.000	0-0	.000	0	0	0	2.1	0	0	0	0	0	0	4.0		
UCLA	01/20/2024	*	02:40	0-1	.000	0-1	.000	0-0	.000	0	0	0	1.9	0	0	0	0	0	0	3.7		
California	02/01/2024	*	04:09	0-2	.000	0-2	.000	0-0	.000	0	0	0	1.8	0	0	0	0	0	0	3.4		
at Colorado	02/10/2024	*	00:39	0-0	.000	0-0	.000	0-0	.000	0	0	0	1.6	0								



55

CONRAD MARTINEZ

6-0 • 165 • FRESHMAN • GUARD
 GRANOLLERS, SPAIN
 MAJOR: UNDECIDED

- > Scored 4 points and had a steal in the win at Colorado
- > Recorded 2 points, 2 assists, 1 steal vs. UT Arlington
- > 4 assists in his debut against Morgan State
- > Has played on numerous Spanish youth national teams in recent years

15

GRANT WEITMAN

6-4 • 205 • SENIOR • GUARD
 TUCSON, ARIZ.
 MAJOR: BUSINESS ADMINISTRATION

- > Connected on his first career 3-pointer in the season opener against Morgan State

2023-24 GAME-BY-GAME

Opponent	Date	GS	MIN	FG-FGA	PCT	3FG-3FGA	3FG% PCT	FT-FTA	PCT	OFF	DEF	TOT	AVG	PF	A	TO	BLK	STL	PTS	AVG
Morgan St.	11/06/2023	1-2	5:00	1-2	.500	0-0	.000	0-0	.000	0	1	1	1.0	0	4	0	0	1	3	3.0
Southern U.	11/13/2023	0-0	.000	0-0	.000	0-0	.000	0-0	.000	0	0	0	0.0	0	1	1	0	0	0	1.5
Belmont	11/17/2023	0-0	.000	0-0	.000	0-0	.000	0-0	.000	0	0	0	0.0	0	0	0	0	0	0	1.5
UT Arlington	11/19/2023	0-0	.000	0-0	.000	0-0	.000	0-0	.000	0	0	0	0.0	0	0	0	0	0	0	1.5
Colgate	12/02/2023	0-0	.000	0-0	.000	0-0	.000	0-0	.000	0	0	0	0.0	0	0	0	0	0	0	1.5
Wisconsin	12/09/2023	0-0	.000	0-0	.000	0-0	.000	0-0	.000	0	0	0	0.0	0	0	0	0	0	0	1.5
Colorado	01/04/2024	0-0	.000	0-0	.000	0-0	.000	0-0	.000	0	0	0	0.0	0	0	0	0	0	0	1.5
Southern California	01/17/2024	0-0	.000	0-0	.000	0-0	.000	0-0	.000	0	0	0	0.0	0	0	0	0	0	0	1.5
California	02/01/2024	0-0	.000	0-0	.000	0-0	.000	0-0	.000	0	0	0	0.0	0	0	0	0	0	0	1.5
at Colorado	02/10/2024	0-0	.000	0-0	.000	0-0	.000	0-0	.000	0	0	0	0.0	0	0	0	0	0	0	1.5
Arizona St.	02/17/2024	0-0	.000	0-0	.000	0-0	.000	0-0	.000	0	0	0	0.0	0	0	0	0	0	0	1.5
Washington	02/24/2024	0-0	.000	0-0	.000	0-0	.000	0-0	.000	0	0	0	0.0	0	0	0	0	0	0	1.5
at Arizona St.	02/28/2024	0-0	.000	0-0	.000	0-0	.000	0-0	.000	0	0	0	0.0	0	0	0	0	0	0	1.5
Oregon	03/02/2024	0-0	.000	0-0	.000	0-0	.000	0-0	.000	0	0	0	0.0	0	0	0	0	0	0	1.5
at UCLA	03/07/2024	0-0	.000	0-0	.000	0-0	.000	0-0	.000	0	0	0	0.0	0	0	0	0	0	0	1.5
at Southern California	03/09/2024	0-0	.000	0-0	.000	0-0	.000	0-0	.000	0	0	0	0.0	0	0	0	0	0	0	1.5
vs Southern California	03/14/2024	0-0	.000	0-0	.000	0-0	.000	0-0	.000	0	0	0	0.0	0	0	0	0	0	0	1.5
vs Long Beach St.	03/21/2024	0-0	.000	0-0	.000	0-0	.000	0-0	.000	0	0	0	0.0	0	0	0	0	0	0	1.5
Totals		0	69:09	7-16	.438	1-7	.143	2-3	.667	2	2	4	0.2	6	11	3	0	7	17	0.9

Player Averages

Games Played	Minutes/game	Points/game	FG Pct	3FG Pct	FT Pct	Rebounds/game	Assists/game	Turnovers/game	Assist/Turnover ratio	Steals/game	Blocks/game
19	3.6	0.9	43.8	14.3	66.7	0.2	0.6	0.2	3.7	0.4	0.0

CAREER STATS

SEASON TEAM	GP-GS	MIN/AVG	FG-FGA	FG%	3FG-3FGA	3FG%	FT-FTA	FT%	OFF	DEF	TOT	AVG	PF	FO	A	TO	BLK	STL	PTS	AVG
2023-24 UA	19-0	69/3.6	7-16	.438	1-7	.143	2-3	.667	2	2	4	0.2	6	0	11	3	0	7	17	0.9
TOTAL	19-0	69/3.6	7-16	.438	1-7	.143	2-3	.667	2	2	4	0.2	6	0	11	3	0	7	17	0.9

Single Game Highs

Statistic	Value
Points	4 at Colorado 02/10/24
Rebounds	1 4 times
Assists	4 vs Morgan St. 11/06/23
Steals	1 7 times
FG Made	1 7 times
FG Attempts	2 5 times
3FG Made	1 vs Morgan St. 11/06/23
3FG Attempts	2 vs Morgan St. 11/06/23
FT Made	2 at Colorado 02/10/24
FT Attempts	3 at Colorado 02/10/24

2023-24 GAME-BY-GAME

Opponent	Date	GS	MIN	FG-FGA	PCT	3FG-3FGA	3FG% PCT	FT-FTA	PCT	OFF	DEF	TOT	AVG	PF	A	TO	BLK	STL	PTS	AVG
Morgan St.	11/06/2023	03:13	1-2	.500	1-1	1.000	0-0	.000	1	0	1	1.0	0	1	0	0	0	0	3	3.0
Southern U.	11/13/2023	01:39	0-1	.000	0-0	.000	0-0	.000	0	1	1	1.0	0	0	0	0	0	0	1	1.5
Belmont	11/17/2023	03:37	0-1	.000	0-1	.000	0-0	.000	0	2	2	1.3	0	0	0	0	0	0	0	1.0
UT Arlington	11/19/2023	03:44	0-0	.000	0-0	.000	2-2	1.000	0	1	1	1.3	0	0	0	0	0	0	2	3.3
Colgate	12/02/2023	01:09	1-1	1.000	0-0	.000	0-0	.000	1	0	1	1.2	0	0	0	0	0	0	2	1.4
Wisconsin	12/09/2023	00:19	0-0	.000	0-0	.000	0-0	.000	0	0	0	0.0	0	0	0	0	0	0	0	1.2
at Colorado	12/29/2023	00:44	0-0	.000	0-0	.000	0-0	.000	0	0	0	0.0	0	0	0	0	0	0	0	1.0
Colorado	01/04/2024	03:28	0-0	.000	0-0	.000	0-0	.000	0	0	0	0.0	0	0	0	0	0	0	0	0.9
Southern California	01/17/2024	00:46	0-0	.000	0-0	.000	0-0	.000	0	0	0	0.0	0	0	0	0	0	0	0	0.8
California	02/01/2024	02:27	0-2	.000	0-2	.000	0-0	.000	0	0	0	0.0	0	0	0	0	0	0	1	0.7
at Colorado	02/10/2024	00:39	0-0	.000	0-0	.000	0-0	.000	0	0	0	0.0	0	0	0	0	0	0	0	0.6
Arizona St.	02/17/2024	04:14	0-0	.000	0-0	.000	0-0	.000	0	1	1	0.6	0	0	0	0	0	0	0	0.6
Washington	02/24/2024	01:08	0-0	.000	0-0	.000	0-0	.000	0	0	0	0.0	0	0	0	0	0	1	0	0.5
at Arizona St.	02/28/2024	00:21	0-0	.000	0-0	.000	0-0	.000	0	0	0	0.0	0	0	0	0	0	0	0	0.5
Oregon	03/02/2024	* 08:54	0-0	.000	0-0	.000	0-0	.000	0	0	0	0.0	0	0	0	0	0	0	2	0.5
at UCLA	03/07/2024	01:34	0-0	.000	0-0	.000	0-0	.000	1	0	1	0.5	0	0	0	0	0	0	0	0.4
at Southern California	03/09/2024	01:38	0-0	.000	0-0	.000	0-0	.000	0	0	0	0.0	0	0	0	0	0	0	0	0.4
vs Long Beach St.	03/21/2024	01:09	0-1	.000	0-0	.000	0-0	.000	1	1	2	0.6	0	0	0	0	0	0	0	0.4
Totals		1	40:44	2-8	.250	1-4	.250	2-2	1.000	4	6	10	0.6	0	2	0	0	5	7	0.4

Player Averages

Games Played	Minutes/game	Points/game	FG Pct	3FG Pct	FT Pct	Rebounds/game	Assists/game	Turnovers/game	Assist/Turnover ratio	Steals/game	Blocks/game
18	2.3	0.4	25.0	25.0	100.0	0.6	0.1	0.0	2.0	0.3	0.0

CAREER STATS

SEASON TEAM	GP-GS	MIN/AVG	FG-FGA	FG%	3FG-3FGA	3FG%	FT-FTA	FT%	OFF	DEF	TOT	AVG	PF	FO	A	TO	BLK	STL	PTS	AVG
2020-21 UA	5-0	8/1.6	0-0	.000	0-0	.000	0-0	.000	0	1	1	0.2	0	0	0	0	0	0	0	0.0
2021-22 UA	16-0	26/1.6	1-3	.333	0-2	.000	0-0	.000	1	2	3	0.2	3	0	1	0	0	0	2	0.1
2022-23 UA	6-0	12/2.0	1-2	.500	0-0	.000	0-0	.000	1	1	2	0.3	3	0	1	0	0	0	2	0.3
2023-24 UA	18-1	41/2.3	2-8	.250	1-4	.250	2-2	1.000	4	6	10	0.6	0	0	2	0	0	5	7	0.4
TOTAL	45-1	87/1.9	4-13	.308	1-6	.167	2-2	1.000	6	10	16	0.4	6	0	2	0	0	5	11	0.2

Single Game Highs

Statistic	Value
Points	3 vs Morgan St. 11/06/23
Rebounds	2 vs Belmont 11/17/23, vs Long Beach St. 03/21/24
Assists	1 vs Morgan St. 11/06/23, vs Arizona St. 02/17/24
Steals	2 vs Oregon 03/02/24
FG Made	1 4 times
FG Attempts	2 vs Morgan St. 11/06/23, vs California 02/01/24
3FG Made	1 vs Morgan St. 11/06/23
3FG Attempts	2 vs California 02/01/24
FT Made	2 vs UT Arlington 11/19/23
FT Attempts	2 vs UT Arlington 11/19/23



24 LUKE CHAMPION
 6-8 • 205 • SENIOR • FORWARD
 SUWANEE, GA.
MAJOR: BUSINESS ADMINISTRATION

> Is a walk-on who sat out the 2022-23 season as a second-time transfer

2023-24 GAME-BY-GAME																						
Opponent	Date	GS	MIN	Total		3-Pointers		Free throws		Rebounds			PF			PTS	AVG					
				FG-FGA	PCT	3FG-3FGA	PCT	FT-FTA	PCT	OFF	DEF	TOT	AVG	A	TO			BLK	STL			
Morgan St.	11/06/2023		03:13	0-2	.000	0-2	.000	0-0	.000	1	0	1	1.0	0	0	0	0	0	0	0		
Belmont	11/17/2023		01:56	0-1	.000	0-1	.000	0-0	.000	0	0	0	0.0	0	0	0	0	0	0	0		
UT Arlington	11/19/2023		00:46	0-1	.000	0-1	.000	0-0	.000	0	0	0	0.0	0	0	0	0	0	0	0		
Wisconsin	12/09/2023		00:19	0-0	.000	0-0	.000	0-0	.000	0	0	0	0.0	0	0	0	0	0	0	0		
Colorado	01/04/2024		02:01	1-1	1.000	1-1	1.000	0-0	.000	0	0	0	0.0	0	0	0	0	0	0	3	0.6	
Arizona St.	02/17/2024		01:23	0-0	.000	0-0	.000	0-0	.000	0	0	0	0.0	0	0	0	0	0	0	0	0.5	
at Arizona St.	02/28/2024		00:21	0-0	.000	0-0	.000	0-0	.000	0	0	0	0.0	0	0	0	0	0	0	0	0.4	
Oregon	03/02/2024		00:44	0-0	.000	0-0	.000	0-0	.000	0	0	0	0.0	0	0	0	0	0	0	0	0.4	
Totals			0	10:43	1-5	.200	1-5	.200	0-0	.000	1	0	1	0.1	0	0	0	0	0	1	3	0.4

Player Averages											
Games Played	Minutes/game	Points/game	FG Pct	3FG Pct	FT Pct	Rebounds/game	Assists/game	Turnovers/game	Assist/Turnover ratio	Steals/game	Blocks/game
8	1.3	0.4	20.0	20.0	0.0	0.1	0.0	0.0	0.0	0.1	0.0

CAREER STATS																				
SEASON	TEAM	GP-GS	MIN/AVG	Field Goals		3-Point		F-Throws		Rebounds			Scoring							
				FG-FGA	FG%	3FG-3FGA	3FG%	FT-FTA	FT%	OFF	DEF	TOT	AVG	PF-FO	A	TO	BLK	STL	PTS	AVG
2020-21	SU	6-0	30/5.0	2-12	.167	2-11	.182	2-2	1.000	1	6	7	1.2	1-0	1	3	0	1	8	1.3
2021-22	MW	5-0	15/3.1	1-3	.333	1-3	.333	0-0	.000	1	2	3	0.6	1-0	0	0	1	1	3	0.6
2023-24	UA	8-0	11/1.3	1-5	.200	1-5	.200	0-0	.000	1	0	1	0.1	0-0	0	0	0	1	3	0.4
TOTAL FOR UA	8-0	11/1.3	1-5	.200	1-5	.200	0-0	.000	1	0	1	0.1	0-0	0	0	0	1	3	0.4	
TOTAL	19-0	56/3.0	4-20	.200	4-19	.211	2-2	1.000	3	8	11	0.6	2-0	1	3	1	3	14	0.7	

Single Game Highs		
Statistic	Value	
Points	8	vs Belhaven 12/21/20
Rebounds	4	vs Belhaven 12/21/20
Assists	1	vs Mercer 03/05/21
Steals	1	at Furman 02/17/21, at Northwest Mo. St. 12/18/21, vs UT Arlington 11/19/23
Blocks	1	vs Rogers St. 12/02/21
FG Made	2	vs Belhaven 12/21/20
FG Attempts	4	vs Belhaven 12/21/20
3FG Made	2	vs Belhaven 12/21/20
3FG Attempts	3	vs Belhaven 12/21/20
FT Made	2	vs Belhaven 12/21/20
FT Attempts	2	vs Belhaven 12/21/20

44 DYLAN ANDERSON
 7-0 • 240 • SOPHOMORE • FORWARD
 GILBERT, ARIZ.
MAJOR: PRE-BUSINESS

> Intends to redshirt during the 2023-24 season

CAREER STATS																				
SEASON	TEAM	GP-GS	MIN/AVG	Field Goals		3-Point		F-Throws		Rebounds			Scoring							
				FG-FGA	FG%	3FG-3FGA	3FG%	FT-FTA	FT%	OFF	DEF	TOT	AVG	PF-FO	A	TO	BLK	STL	PTS	AVG
2022-23	UA	15-0	54/3.6	7-17	.412	1-3	.333	6-8	.750	4	5	9	0.6	9-0	2	2	1	0	21	1.4
TOTAL	15-0	54/3.6	7-17	.412	1-3	.333	6-8	.750	4	5	9	0.6	9-0	2	2	1	0	21	1.4	

Single Game Highs		
Statistic	Value	
Points	6	vs Nicholls 11/07/22
Rebounds	3	vs Oregon St. 02/04/23
Assists	1	vs Utah Tech 11/17/22, vs A&M-Corpus Christi 12/13/22
Blocks	1	vs Nicholls 11/07/22
FG Made	2	vs Nicholls 11/07/22
FG Attempts	3	vs Oregon St. 02/04/23
3FG Made	1	vs A&M-Corpus Christi 12/13/22
3FG Attempts	1	vs A&M-Corpus Christi 12/13/22, vs Morgan St. 12/22/22, vs Utah 02/16/23
FT Made	2	vs Nicholls 11/07/22, vs Southern U. 11/11/22, vs A&M-Corpus Christi 12/13/22
FT Attempts	4	vs Southern U. 11/11/22

13 HENRI VEESAAR
 7-0 • 225 • SOPHOMORE • FORWARD
 TALLINN, ESTONIA
MAJOR: PRE-BUSINESS

> Out indefinitely with an elbow injury suffered in late October
 > Could be in line to redshirt this season, Coach Lloyd announced in early January

Pronunciation: "Vay-saar"

CAREER STATS																				
SEASON	TEAM	GP-GS	MIN/AVG	Field Goals		3-Point		F-Throws		Rebounds			Scoring							
				FG-FGA	FG%	3FG-3FGA	3FG%	FT-FTA	FT%	OFF	DEF	TOT	AVG	PF-FO	A	TO	BLK	STL	PTS	AVG
2022-23	UA	29-0	206/7.1	26-42	.619	3-11	.273	15-21	.714	14	29	43	1.5	30-0	15	12	12	4	70	2.4
TOTAL	29-0	206/7.1	26-42	.619	3-11	.273	15-21	.714	14	29	43	1.5	30-0	15	12	12	4	70	2.4	

Single Game Highs		
Statistic	Value	
Points	16	vs A&M-Corpus Christi 12/13/22
Rebounds	4	vs Utah Tech 11/17/22, vs A&M-Corpus Christi 12/13/22
Assists	3	vs Morgan St. 12/22/22
Steals	1	4 times
Blocks	2	at Arizona St. 12/31/22, vs Creighton 11/23/22
FG Made	5	vs A&M-Corpus Christi 12/13/22
FG Attempts	5	vs A&M-Corpus Christi 12/13/22
3FG Made	2	vs A&M-Corpus Christi 12/13/22
3FG Attempts	2	vs A&M-Corpus Christi 12/13/22, vs Morgan St. 12/22/22
FT Made	4	vs Southern U. 11/11/22, vs A&M-Corpus Christi 12/13/22
FT Attempts	4	4 times

NCAA TOURNAMENT HISTORY





Overall History

Table with 2 columns: Category, Value. Rows include NCAA Tournament Appearances (38), National Championships (1), Championship Game Appearances (2), Final Four Appearances (4), Elite Eight Appearances (11), Sweet Sixteen Appearances (19), Overall NCAA Record (59-36 (.621)), NCAA Record In Lloyd Era (3-2 (.600)), Individual Honors (Miles Simon).

Appearance Breakdown

Table with 2 columns: Category, List of Years. Rows include NCAA Appearances (38), Sweet Sixteen Appearances (20), and a note about vacated appearances (1999, 2008, 2017, 2018).

Appearance Breakdown

Table with 2 columns: Category, List of Years. Rows include Elite Eight Appearances (11), Final Four Appearances (4), Championship Game Appearances (2), and National Championships (1).

TEAM RECORDS

MOST POINTS

Table with 4 columns: Rank, Points, Opponent, Date. Shows top 8 records for most points scored in a game.

FEWEST POINTS

Table with 4 columns: Rank, Points, Opponent, Date. Shows top 10 records for fewest points scored in a game.

LARGEST MARGIN OF VICTORY

Table with 4 columns: Rank, Points, Opponent, Date. Shows top 10 records for largest margin of victory.

MOST POINTS ALLOWED

Table with 4 columns: Rank, Points, Opponent, Date. Shows top 10 records for most points allowed in a game.

FEWEST POINTS ALLOWED (GAME)

Table with 4 columns: Rank, Points, Opponent, Date. Shows top 10 records for fewest points allowed in a game.

LARGEST MARGIN OF DEFEAT

Table with 4 columns: Rank, Points, Opponent, Date. Shows top 10 records for largest margin of defeat.

MOST POINTS (FIRST HALF)

Table with 4 columns: Rank, Points, Opponent, Date. Shows top 8 records for most points scored in the first half.

FEWEST POINTS (FIRST HALF)

Table with 4 columns: Rank, Points, Opponent, Date. Shows top 8 records for fewest points scored in the first half.

LARGEST HALFTIME LEAD

Table with 4 columns: Rank, Points, Opponent, Date. Shows top 8 records for largest halftime lead.

MOST POINTS ALLOWED (FIRST HALF)

Table with 4 columns: Rank, Points, Opponent, Date. Shows top 10 records for most points allowed in the first half.

FEWEST POINTS ALLOWED (FIRST HALF)

Table with 4 columns: Rank, Points, Opponent, Date. Shows top 10 records for fewest points allowed in the first half.

LARGEST HALFTIME DEFICIT

Table with 4 columns: Rank, Points, Opponent, Date. Shows top 9 records for largest halftime deficit.

*Indicates statistic from vacated NCAA appearance



MOST POINTS IN A SECOND HALF

Rank	Points	Opponent	Date
1st	61	Iowa	March 25, 1988
2nd	55	Duke	March 24, 2011
3rd	54	UC Santa Barbara	March 14, 2002
	54	Cornell	March 18, 1988
5th	53	Illinois	March 25, 2001
	53	Providence (OT)	March 23, 1997
7th	52	Illinois State	March 14, 1998
8th	52	South Florida	March 16, 1990
	52	UNLV (OT)	March 18, 1976
10th	51	Oklahoma	April 2, 1988

MOST POINTS ALLOWED (SECOND HALF)

Rank	Points	Opponent	Date
1st	56	UNLV (OT)	March 18, 1976
2nd	55	Wisconsin	March 28, 2015
	55	Oklahoma	March 21, 2002
4th	54	Louisville	March 27, 2009
	54	Providence	March 23, 1997
6th	52	Illinois State	March 14, 1998
7th	51	Illinois	March 25, 2001
	51	St. Francis (PA)	March 14, 1991
9th	50	Arkansas	April 2, 1994
10th	49 (2x)	Last: Buffalo	March 15, 2018*

MOST REBOUNDS

Rank	Rebs.	Opponent	Date
1st	61	UNLV	March 18, 1976
2nd	57	Nicholls State	March 12, 1998
3rd	52	East Tennessee State	March 20, 1992
4th	50	Arkansas	April 2, 1994
	50	Georgetown	March 13, 1976
6th	48	North Carolina	March 29, 1997
	48	Loyola (Md.)	March 18, 1994
8th	47	Long Beach St.	March 21, 2024
	47	Gonzaga (2OT)	March 22, 2003
	47	Vermont	March 20, 2003
	47	Illinois State	March 14, 1998
	47	Virginia	March 20, 1994

HIGHEST FG PERCENTAGE (GAME)

Rank	FG%	Opponent	Date
1st	.660	Oklahoma State	March 24, 2005
2nd	.604	Texas Southern	March 19, 2015
3rd	.597	Valparaiso	March 15, 1996
4th	.594	Eastern Illinois	March 16, 2001
5th	.593	Wisconsin	March 17, 2006
6th	.589	St. Francis (PA)	March 15, 1991
7th	.581	North Dakota	March 16, 2017*
8th	.579	UNLV (OT)	March 18, 1976
9th	.569	Belmont	March 21, 2013
10th	.561	Iowa	March 25, 1988

LOWEST FG PERCENTAGE

Rank	FG%	Opponent	Date
1st	.283	Utah	March 21, 1998
2nd	.291	Alabama	March 15, 1985
3rd	.309	Santa Clara	March 18, 1993
4th	.333	Houston	March 24, 2022
	.333	North Carolina	March 29, 1997
6th	.357	Kansas State	March 21, 1951
7th	.365	Ohio State	March 21, 2015
8th	.375	Miami (Ohio)	March 16, 1995
9th	.379	Kentucky (OT)	March 31, 1997
10th	.381	Louisville	March 27, 2009

FEWEST POINTS IN A SECOND HALF

Rank	Points	Opponent	Date
1st	22	Alabama	March 18, 1990
2nd	24	Princeton	March 16, 2023
	24	Alabama	March 15, 1985
4th	26	Wisconsin (OT)	March 29, 2014
	26	Santa Clara	March 18, 1993
6th	29	Purdue	March 16, 2007
	29	Auburn	March 14, 1986
8th	30	Oklahoma	March 21, 2002
	30	Miami (Ohio)	March 16, 1995
10th	31	Utah	March 21, 1998
	31	UNLV	March 23, 1989
	31	Alabama	March 15, 1985

FEWEST POINTS ALLOWED IN A SECOND HALF

Rank	Points	Opponent	Date
1st	22	Illinois State	March 14, 1998
2nd	24	Utah State	March 17, 2005
	24	North Carolina	March 27, 1988
4th	25	Kansas State	March 21, 1951
5th	26	Butler	March 18, 2001
6th	27	Gonzaga	March 23, 2014
	27	Jackson State	March 16, 2000
	27	North Carolina	March 29, 1997
9th	29 (5x)	Last: Princeton	March 16, 2023

MOST DEFENSIVE REBOUNDS

Rank	Rebs.	Opponent	Date
1st	37	Missouri	March 26, 1994
2nd	36	Long Beach St.	March 21, 2024
	36	Wright State	March 18, 2022
	36	Vermont	March 20, 2003
	36	Virginia	March 20, 1994
5th	35	Illinois State	March 14, 1998
	35	Nicholls State	March 12, 1998
7th	34	Loyola (Md.)	March 18, 1994
	34	Robert Morris	March 16, 1989
9th	33	North Dakota	March 16, 2017*
	33	Eastern Illinois	March 16, 2001

HIGHEST 3FG PERCENTAGE

Rank	3FG%	Opponent	Date
1st	.600	Harvard	March 23, 2013
	.600	Duke	March 21, 2011
3rd	.571	Texas	March 20, 2011
	.571	St. Francis (PA)	March 15, 1991
5th	.529	Belmont	March 21, 2013
6th	.550	Wright State	March 18, 2022
7th	.500	Weber State	March 21, 2014
	.500	Wisconsin	March 17, 2006
	.500	Oklahoma State	March 24, 2005
	.500	Notre Dame	March 27, 2003
	.500	Michigan State	March 31, 2001
	.500	South Florida	March 16, 1990
	.500	Robert Morris	March 16, 1989

LOWEST 3FG PERCENTAGE

Rank	3FG%	Opponent	Date
1st	.000	Ole Miss	March 23, 2001
2nd	.111	Buffalo	March 15, 2018*
3rd	.150	Loyola (Md.)	March 18, 1994
4th	.182	Duke	April 2, 2001
5th	.182	Utah	March 21, 1998
6th	.185	TCU	March 20, 2022
7th	.188	Princeton	March 16, 2023
	.188	Arkansas	April 2, 1994
9th	.190	Connecticut	March 26, 2011
10th	.200	Eastern Illinois	March 16, 2001
	.200	Virginia	March 20, 1994

MOST/LEAST POINTS IN OT PERIOD

Rank	Points	Opponent	Date
1st	12	UTEP	March 13, 1987
2nd	11	Gonzaga	March 22, 2003
	11	Providence	March 23, 1997
	11	UNLV	March 18, 1976
5th	10	TCU	March 20, 2022
	10	Kentucky	March 31, 1997
7th	9	Wisconsin	March 29, 2014
	9	Illinois	March 26, 2005
9th	7	Gonzaga (2nd OT)	March 22, 2003

MOST/LEAST POINTS ALLOWED (OT PERIOD)

Rank	Points	Opponent	Date
1st	19	UTEP	March 13, 1987
2nd	11	Gonzaga	March 22, 2003
3rd	10	Wisconsin	March 29, 2014
	10	Illinois	March 26, 2005
5th	7	Providence	March 23, 1997
6th	6	Gonzaga (2nd OT)	March 22, 2003
	6	UNLV	March 18, 1976
8th	5	TCU	March 20, 2022
	5	Kentucky	March 31, 1997

MOST OFFENSIVE REBOUNDS

Rank	Rebs.	Opponent	Date
1st	23	East Tennessee State	March 20, 1992
2nd	22	Nicholls State	March 12, 1998
3rd	20	Villanova	March 19, 2006
	20	Arkansas	April 2, 1994
5th	19	Connecticut	March 26, 2011
	19	Kansas	March 21, 1997
7th	18	Ohio State	March 21, 2015
	18	Gonzaga (2OT)	March 22, 2003
	18	Ole Miss	March 23, 2001
	18	North Carolina	March 29, 1997
	18	College of Charleston	March 15, 1997

BEST FG DEFENSE PERCENTAGE

Rank	D-FG%	Opponent	Date
1st	.276	Harvard	March 23, 2013
2nd	.279	Loyola (Md.)	March 18, 1994
3rd	.295	Jackson State	March 16, 2000
4th	.302	Weber State	March 21, 2014
	.302	Illinois State	March 14, 1998
6th	.311	North Carolina	March 29, 1997
	.311	Virginia	March 20, 1994
8th	.313	Vermont	March 20, 2003
9th	.316	Robert Morris	March 16, 1989
10th	.328	UAB	March 19, 2005

WORST FG DEF. PERCENTAGE (GAME)

Rank	D-FG%	Opponent	Date
1st	.576	Louisville	March 27, 2009
2nd	.562	Southern Illinois	March 12, 1977
3rd	.558	Wisconsin	March 28, 2015
4th	.548	Buffalo	March 15, 2018*
5th	.538	Villanova	March 19, 2006
6th	.528	Xavier	March 23, 2017*
7th	.527	Utah	March 21, 1998
8th	.526	Auburn	March 14, 1986
9th	.514	UCLA	March 20, 1976
10th	.509	*West Virginia	March 20, 2008

*Indicates statistic from vacated NCAA appearance



MOST 3FG'S MADE

Rank	3FG's	Opponent	Date
1st	13	Long Beach St.	March 21, 2024
2nd	11	Wright State	March 18, 2022
	11	North Carolina	March 29, 1997
	11	Iowa	March 25, 1988
5th	10	Kansas	March 29, 2003
	10	UC Santa Barbara	March 14, 2002
	10	Valparaiso	March 15, 1996
	10	Louisville	March 24, 1994
9th	9 (7x)	Last: Harvard	March 23, 2013

FEWEST 3FG'S MADE

Rank	3FG's	Opponent	Date
1st	0	Ole Miss	March 23, 2001
2nd	2	Buffalo	March 15, 2018*
	2	Wisconsin	March 28, 2015
	2	Eastern Illinois	March 16, 2001
	2	BYU	March 17, 1991
6th	3 (7x)	Last: Princeton	March 16, 2023

MOST FT'S MADE

Rank	FT's	Opponent	Date
1st	43	Illinois	March 25, 2001
2nd	34	Kentucky (OT)	March 31, 1997
3rd	33	Missouri	March 26, 1994
4th	32	UC Santa Barbara	March 14, 2002
5th	30	BYU	March 17, 1991
	30	UTEP (OT)	March 13, 1987
7th	28	Wisconsin	March 28, 2015
8th	27	Providence (OT)	March 23, 1997
9th	26	Memphis	March 18, 2011
	26	UNLV (OT)	March 18, 1976

FEWEST FT'S MADE

Rank	FT's	Opponent	Date
1st	3	Auburn	March 14, 1986
2nd	4	Princeton	March 16, 2023
3rd	5	Miami (Ohio)	March 16, 1995
4th	6	Valparaiso	March 15, 1996
5th	8	Buffalo	March 15, 2018*
	8	Oklahoma	April 2, 1988
	8	UCLA	March 20, 1976
8th	9	Wichita State	March 17, 2016
	9	Weber State	March 21, 2014
	9	Louisville	March 27, 2009
	9	Notre Dame	March 27, 2003
	9	UNLV	March 23, 1989
	9	Kansas State	March 21, 1951

MOST ASSISTS

Rank	Assists	Opponent	Date
1st	26	Valparaiso	March 15, 1996
2nd	25	UNLV (OT)	March 18, 1976
3rd	24	Gonzaga	March 23, 2014
	24	Iowa	March 17, 1996
5th	23	Illinois State	March 14, 1998
6th	22	Vermont	March 20, 2003
	22	Iowa	March 25, 1988
8th	21	Wright State	March 18, 2022
	21	Illinois (OT)	March 26, 2005
10th	20	Nicholls State	March 12, 1998
	20	St. Francis (PA)	March 15, 1991
	20	Auburn	March 14, 1986

MOST 3FG'S ATTEMPTED

Rank	3FGA's	Opponent	Date
1st	35	Long Beach St.	March 21, 2024
2nd	32	Arkansas	April 2, 1994
3rd	29	North Carolina	March 29, 1997
4th	27	TCU	March 20, 2022
	27	Xavier	March 23, 2017*
	27	Illinois State	March 14, 1998
7th	26	Iowa	March 17, 1996
8th	25	Clemson	March 18, 1989
9th	24	Louisville	March 27, 2009
	24	Gonzaga (2OT)	March 22, 2003
	24	Louisville	March 24, 1994
	24	Iowa	March 25, 1988

FEWEST 3FG'S ATTEMPTED (GAME)

Rank	3FGA's	Opponent	Date
1st	6	Wisconsin	March 28, 2015
	6	South Florida	March 16, 1990
3rd	8	Ole Miss	March 23, 2001
	8	BYU	March 17, 1991
	8	Robert Morris	March 16, 1989
	8	Seton Hall	March 20, 1988
7th	9	Oklahoma	March 12, 1999
8th	10	Wisconsin	March 17, 2006
	10	Eastern Illinois	March 16, 2001
10th	11 (8x)	Last: Buffalo	March 15, 2018*

MOST FT'S ATTEMPTED

Rank	FTA's	Opponent	Date
1st	56	Illinois	March 25, 2001
2nd	46	UNLV (OT)	March 18, 1976
3rd	43	UTEP (OT)	March 13, 1987
4th	42	UC Santa Barbara	March 14, 2002
5th	41	Kentucky (OT)	March 31, 1997
	41	Missouri	March 26, 1994
7th	40	Georgetown	March 13, 1976
8th	38	Providence (OT)	March 23, 1997
	38	BYU	March 17, 1991
10th	32	Santa Clara	March 18, 1993

FEWEST FT'S ATTEMPTED

Rank	FTA's	Opponent	Date
1st	7	Princeton	March 16, 2023
	7	Auburn	March 14, 1986
3rd	9	Valparaiso	March 15, 1996
4th	10	UCLA	March 20, 1976
5th	11	Buffalo	March 15, 2018*
	11	Xavier	March 23, 2017*
	11	Notre Dame	March 27, 2003
	11	Oklahoma	April 2, 1988
9th	12	Wright State	March 18, 2022
10th	13	Louisville	March 27, 2009
	13	Miami (Ohio)	March 16, 1995
	13	UNLV	March 23, 1989

MOST STEALS

Rank	Steals	Opponent	Date
1st	15	Gonzaga	March 23, 2014
2nd	14	Nicholls State	March 12, 1998
3rd	13	Utah	March 20, 2009
4th	12	Notre Dame	March 27, 2003
	12	Michigan State	March 31, 2001
	12	Illinois State	March 14, 1998
	12	Kansas	March 21, 1997
	12	Iowa	March 25, 1988
9th	11	Illinois (OT)	March 26, 2005
	11	Eastern Illinois	March 16, 2001
	11	Jackson State	March 16, 2000

MOST 3FG'S ALLOWED

Rank	3FG's	Opponent	Date
1st	16	Illinois (OT)	March 26, 2005
	16	UC Santa Barbara	March 14, 2002
3rd	15	Buffalo	March 15, 2018*
4th	14	Louisville	March 27, 2009
5th	13	East Tennessee State	March 20, 1992
6th	12	Wisconsin	March 28, 2015
7th	11	*West Virginia	March 20, 2008
	11	Gonzaga (2OT)	March 22, 2003
	11	Illinois	March 25, 2001
	11	Eastern Illinois	March 16, 2001
	11	Maryland	March 19, 1998
	11	Alabama	March 18, 1990

FEWEST 3FG'S ALLOWED

Rank	3FG's	Opponent	Date
1st	1	Seton Hall	March 20, 1988
2nd	2	Michigan State	March 31, 2001
	2	Utah	March 21, 1998
	2	Cornell	March 18, 1988
5th	3	Long Beach St.	March 21, 2024
	3	Wichita State	March 17, 2016
	3	Xavier	March 26, 2015
	3	Texas	March 20, 2011
	3	Cleveland State	March 22, 2009
	3	Jackson State	March 16, 2000
	3	Valparaiso	March 15, 1996
	3	Robert Morris	March 16, 1989

HIGHEST FT PERCENTAGE

Rank	FT%	Opponent	Date
1st	.944	Purdue	March 16, 2007
	.944	Butler	March 18, 2001
3rd	.933	Wisconsin	March 28, 2015
4th	.917	Cornell	March 18, 1988
5th	.909	Xavier	March 23, 2017*
	.900	Ohio State	March 28, 2013
7th	.889	Texas Southern	March 19, 2015
8th	.875	Arkansas	April 2, 1994
9th	.864	Kansas	March 22, 1996
10th	.857	North Dakota	March 16, 2017*
	.857	Cleveland State	March 22, 2009
	.857	Illinois (OT)	March 26, 2005

LOWEST FT PERCENTAGE

Rank	FT%	Opponent	Date
1st	.385	Miami (Ohio)	March 16, 1995
2nd	.429	Auburn	March 14, 1986
3rd	.542	Utah	March 21, 1998
4th	.563	Weber State	March 21, 2014
5th	.565	UNLV (OT)	March 18, 1976
6th	.571	Princeton	March 16, 2023
7th	.588	Oklahoma State	March 24, 2005
8th	.600	Wichita State	March 17, 2016
	.600	Col. of Charleston	March 15, 1997
	.600	Kansas State	March 21, 1951

MOST BLOCKS

Rank	Blocks	Opponent	Date
1st	12	Weber State	March 21, 2014
2nd	11	UTEP	March 13, 1987
3rd	9	Wright State	March 18, 2022
	9	Illinois	March 25, 2001
	9	Eastern Illinois	March 16, 2001
5th	8	Long Beach St.	March 21, 2024
	8	Gonzaga	March 23, 2014
	8	Illinois (OT)	March 26, 2005
	8	Kansas	March 29, 2003
	8	Jackson State	March 16, 2000
	8	Maryland	March 19, 1998
	8	North Carolina	March 29, 1997

*Indicates statistic from vacated NCAA appearance

**FEWEST ASSISTS**

Rank	Assists	Opponent	Date
1st	3	Ole Miss	March 23, 2001
2nd	4	Saint Mary's	March 18, 2017*
	7	Ohio State	March 28, 2013
	7	Wichita State	March 17, 2016
	7	Alabama	March 15, 1985
6th	8	Wisconsin	March 28, 2015
	8	Wisconsin (OT)	March 29, 2014
	8	Oklahoma	March 12, 1999
9th	9	Utah State	March 17, 2005
10th	10 (5x)	Last: Princeton	March 16, 2023

FEWEST TURNOVERS

Rank	TO's	Opponent	Date
1st	6	Gonzaga	March 23, 2014
2nd	7	North Dakota	March 16, 2017*
	7	Wisconsin (OT)	March 29, 2014
	7	San Diego State	March 27, 2014
4th	8	Xavier	March 23, 2017*
	8	Xavier	March 26, 2015
	8	Ohio State	March 21, 2015
	8	Wyoming	March 16, 2002
	8	Michigan State	March 31, 2001
	8	Utah	March 21, 1998

FEWEST STEALS

Rank	Steals	Opponent	Date
1st	2	Wichita State	March 17, 2016
	2	Wisconsin (OT)	March 29, 2014
	2	San Diego State	March 27, 2014
	2	Oklahoma	April 2, 1988
5th	3	North Dakota	March 16, 2017*
	3	Connecticut	March 26, 2011
	3	*West Virginia	March 20, 2008
	3	Oklahoma State	March 24, 2005
	3	Utah State	March 17, 2005
10th	4 (12x)	Last: Wright State	March 18, 2022

MOST TURNOVERS

Rank	TO's	Opponent	Date
1st	22	Providence (OT)	March 23, 1997
2nd	21	Loyola (Md.)	March 18, 1994
3rd	19	Wright State	March 18, 2022
	19	Wichita State	March 17, 2016
	19	Kansas	March 29, 2003
	19	Illinois	March 25, 2001
	19	Kansas	March 22, 1996
8th	18	Ole Miss	March 23, 2001
	18	Butler	March 18, 2001
	18	Kentucky (OT)	March 31, 1997

FEWEST BLOCKS

Rank	Blocks	Opponent	Date
1st	0	Southern Illinois	March 12, 1977
2nd	1	Princeton	March 16, 2023
	1	Xavier	March 23, 2017*
	1	Wisconsin	March 28, 2015
	1	Xavier	March 26, 2015
	1	Connecticut	March 26, 2011
	1	Louisville	March 27, 2009
	1	Arkansas	April 2, 1994
	1	North Carolina	March 27, 1988
	1	Iowa	March 25, 1988
	1	Georgetown	March 13, 1976

*Indicates statistic from vacated NCAA appearance



PLAYER RECORDS - SINGLE GAME

MOST POINTS

Rank	Points	Player/Opponent	Date
1st	32	Derrick Williams vs. Duke	March 24, 2011
	32	Khalid Reeves vs. Loyola (Md.)	March 18, 1994
3rd	31	Sean Elliott vs. Oklahoma	April 2, 1988
	31	Herman Harris vs. UNLV (OT)	March 18, 1976
5th	30	B. Mathurin vs. TCU (OT)	March 20, 2022
	30	Miles Simon vs. Kentucky (OT)	March 31, 1997
	30	Miles Simon vs. Providence (OT)	March 23, 1997
	30	Khalid Reeves vs. Virginia	March 20, 1994
9th	29	Nic Wise vs. Utah	March 20, 2009
	29	Khalid Reeves vs. Louisville	March 24, 1994

HIGHEST FG PERCENTAGE

(Minimum 5 Made FG's)

Rank	FG%	Player/Opponent	Date
1st	1.000 (5-5)	R. Hollis-Jefferson vs. Weber State	March 21, 2014
	1.000 (5-5)	Joseph Blair vs. Loyola (Md.)	March 18, 1994
3rd	.923 (12-13)	Christian Koloko vs. TCU	March 20, 2022
4th	.875 (7-8)	Dusan Ristic vs. Buffalo	March 15, 2018*
5th	.857 (6-7)	Jordin Mayes vs. Texas	March 20, 2011
6th	.833 (5-6)	Ivan Radenovic vs. UAB	March 19, 2005
	.833 (5-6)	Mustafa Shakur vs. Seton Hall	March 18, 2004
	.833 (5-6)	Michael Wright vs. Butler	March 18, 2001
	.833 (5-6)	Ed Stokes vs. Alabama	March 18, 1990

HIGHEST 3FG PERCENTAGE

(Minimum 3 Made 3FG's)

Rank	FG%	Player/Opponent	Date
1st	1.000 (4-4)	Jordin Mayes vs. Texas	March 20, 2011
	1.000 (4-4)	Mustafa Shakur vs. Villanova	March 19, 2006
	1.000 (3-3)	Jason Terry vs. Valparaiso	March 15, 1996
	1.000 (4-4)	Sean Elliott vs. Robert Morris	March 16, 1989
	1.000 (3-3)	Sean Elliott vs. UTEP	March 13, 1987
6th	.833 (5-6)	Mike Bibby vs. Maryland	March 19, 1998
	.833 (5-6)	Derrick Williams vs. Duke	March 24, 2011
8th	.800 (4-5)	S. Johnson vs. Texas Southern	March 19, 2015
9th	.750 (6x)	Last: Pelle Larsson (3-4) vs. Wright St.	March 18, 2022

MOST FG'S MADE

Rank	FG's	Player/Opponent	Date
1st	13	Sean Elliott vs. Oklahoma	April 2, 1988
	13	Herman Harris vs. UNLV (OT)	March 18, 1976
3rd	12	Christian Koloko vs. TCU (OT)	March 18, 2022
	12	Mark Lyons vs. Harvard	March 13, 2013
	12	Brian Williams vs. South Florida	March 16, 1990
6th	11	Derrick Williams vs. Duke	March 24, 2011
	11	Channing Frye vs. Illinois (OT)	March 26, 2005
	11	Khalid Reeves vs. Loyola (Md.)	March 18, 1994
	11	Anthony Cook vs. Robert Morris	March 16, 1989
	11	Sean Elliott vs. Iowa	March 25, 1988

MOST 3FG'S MADE

Rank	3FG's	Player/Opponent	Date
1st	6	Mike Bibby vs. North Carolina	March 29, 1997
2nd	5	Gabe York vs. Ohio State	March 21, 2015
	5	Derrick Williams vs. Duke	March 24, 2011
	5	Salim Stoudamire vs. UAB	March 19, 2005
	5	Mike Bibby vs. Maryland	March 19, 1998
	5	D. Stoudamire vs. Miami (Ohio)	March 16, 1995
	5	Khalid Reeves vs. Louisville	March 24, 1994
	5	Matt Othick vs. St. Francis (Pa.)	March 14, 1991
	5	Steve Kerr vs. Iowa	March 25, 1988
10th	4 (17x)	Last: Kylan Boswell vs. LBSU	March 21, 2024

MOST FT'S MADE

Rank	FTs	Player/Opponent	Date
1st	14	Miles Simon vs. Kentucky (OT)	March 31, 1997
2nd	12	Marcus Williams vs. Villanova	March 19, 2006
	12	Jason Gardner vs. UCSB	March 24, 2002
	12	Loren Woods vs. Illinois	March 25, 2001
5th	11	B. Mathurin vs. TCU (OT)	March 20, 2022
	11	Sean Elliott vs. North Carolina	March 27, 1988
7th	10	Nick Johnson vs. San Diego State	March 27, 2014
	10	Nic Wise vs. Cleveland State	March 22, 2009
	10	Miles Simon vs. Providence (OT)	March 23, 1997
	10	Reggie Geary vs. Missouri	March 26, 1994
	10	Khalid Reeves vs. Virginia	March 20, 1994

HIGHEST FT PERCENTAGE

(Minimum 8 Made FT's)

Rank	FT%	Player/Opponent	Date
1st	1.000 (10-10)	Nick Johnson vs. San Diego St.	March 27, 2014
	1.000 (8-8)	R. Hollis-Jefferson vs. Gonzaga	March 23, 2014
	1.000 (9-9)	Derrick Williams vs. Memphis	March 18, 2011
	1.000 (10-10)	Nic Wise vs. Cleveland St.	March 22, 2009
	1.000 (8-8)	Jason Gardner vs. Kansas	March 29, 2003
	1.000 (8-8)	Loren Woods vs. Ole Miss	March 23, 2001
	1.000 (8-8)	Matt Othick vs. BYU	March 17, 1991
8th	.923 (12-13)	Loren Woods vs. Illinois	March 25, 2001
9th	.909 (10-11)	Reggie Geary vs. Missouri	March 26, 1994
10th	.900 (9-10) (4x)	Last: L. Markkanen vs. St. Mary's	March 18, 2017*

MOST REBOUNDS

Rank	Rebs	Player/Opponent	Date
1st	18	A. Gordon vs. Wisconsin (OT)	March 29, 2014
2nd	16	A.J. Bramlett vs. South Alabama	March 13, 1997
	16	Al Fleming vs. UCLA	March 20, 1976
4th	15	A.J. Bramlett vs. Col. of Charleston	March 15, 1997
	15	Phil Taylor vs. UNLV	March 18, 1976
6th	14	Ben Davis vs. Iowa	March 17, 1996
	14	Joseph Blair vs. Arkansas	April 2, 1994
	14	Sean Elliott vs. UNLV	March 23, 1989
9th	13 (8x)	Last: Oumar Ballo vs. LBSU	March 21, 2024

MOST BLOCKS

Rank	Blks	Player/Opponent	Date
1st	7	Loren Woods vs. Illinois	March 25, 2001
	7	Anthony Cook vs. UTEP	March 13, 1987
3rd	6	Channing Frye vs. Illinois (OT)	March 26, 2005
	6	Loren Woods vs. Eastern Illinois	March 16, 2001
5th	5	Christian Koloko vs. Wright St.	March 18, 2022
	5	K. Tarczewski vs. Weber State	March 21, 2014
	5	Aaron Gordon vs. Weber State	March 21, 2014
	5	Channing Frye vs. Utah State	March 17, 2005
	5	Channing Frye vs. Wyoming	March 16, 2002
10th	4 (9x)	Last: Oumar Ballo vs. LBSU	March 21, 2024

MOST FG'S ATTEMPTED

Rank	FGA's	Player/Opponent	Date
1st	25	Khalid Reeves vs. Loyola (Md.)	March 18, 1994
2nd	24	Damon Stoudamire vs. Arkansas	April 2, 1994
3rd	23	Sean Elliott vs. Oklahoma	April 2, 1988
4th	22	Herman Harris vs. UNLV (OT)	March 18, 1976
5th	21	Michael Dickerson vs. Kansas	March 21, 1997
6th	20	Azuolas Tubelis vs. Princeton	March 16, 2023
	20	Luke Walton vs. Wyoming	March 16, 2002
	20	Khalid Reeves vs. Virginia	March 20, 1994
	20	Herman Harris vs. So. Illinois	March 12, 1977
10th	19 (8x)	Last: Kylan Boswell vs. LBSU	March 21, 2024

MOST 3FG'S ATTEMPTED

Rank	3FGA's	Player/Opponent	Date
1st	13	Damon Stoudamire vs. Arkansas	April 2, 1994
2nd	12	Caleb Love vs. LBSU	March 21, 2024
	12	Steve Kerr vs. Oklahoma	April 2, 1988
4th	11	B. Mathurin vs. TCU (OT)	March 20, 2022
	11	Salim Stoudamire vs. UAB	March 19, 2005
	11	Mike Bibby vs. North Carolina	March 29, 1997
	11	Matt Muehlebach vs. Alabama	March 18, 1990
8th	10 (9x)	Last: Kriisa vs. TCU (OT)	March 20, 2022

MOST FT'S ATTEMPTED

Rank	FTA's	Player/Opponent	Date
1st	17	Miles Simon vs. Kentucky (OT)	March 31, 1997
2nd	16	Miles Simon vs. Providence (OT)	March 23, 1997
3rd	15	Derrick Williams vs. Texas	March 20, 2011
	15	Marcus Williams vs. Villanova	March 19, 2006
5th	14	Jason Gardner vs. UCSB	March 24, 2002
	14	Sean Elliott vs. North Carolina	March 27, 1988
7th	13	Christian Koloko vs. TCU (OT)	March 20, 2022
	13	Loren Woods vs. Illinois	March 25, 2001
	13	Khalid Reeves vs. Virginia	March 20, 1994
10th	12	Derrick Williams vs. UCONN	March 26, 2011

MOST OFFENSIVE REBOUNDS

Rank	ORebs	Player/Opponent	Date
1st	10	Wayne Womack vs. ETSU	March 20, 1992
2nd	8	Jordan Hill vs. Louisville	March 27, 2009
3rd	7	Christian Koloko vs. TCU (OT)	March 20, 2022
	7	Rick Anderson vs. UCSB	March 14, 2002
	7	A.J. Bramlett vs. Oklahoma*	March 12, 1999
	7	Michael Wright vs. Oklahoma*	March 12, 1999
	7	A.J. Bramlett vs. North Carolina	March 29, 1997
	7	B. Davison vs. Providence (OT)	March 23, 1997
	7	A.J. Bramlett vs. Kansas	March 21, 1997
	7	Brian Williams vs. Seton Hall	March 21, 1991

MOST ASSISTS

Rank	Asssts	Player/Opponent	Date
1st	13	Reggie Geary vs. Iowa	March 17, 1996
2nd	12	Jim Rappis vs. UNLV	March 18, 1976
3rd	10	Matt Othick vs. South Florida	March 16, 1990
4th	9	Mustafa Shakur vs. Wisconsin	March 17, 2006
	9	Luke Walton vs. Gonzaga (ZOT)	March 22, 2003
	9	D. Stoudamire vs. Loyol (Md.)	March 18, 1994
	9	Herman Harris vs. UNLV	March 18, 1976
8th	8 (9x)	Last: Kylan Boswell vs. LBSU	March 21, 2024

MOST POINTS AGAINST UA

Rank	Pts	Player/Opponent	Date
1st	35	Mike Glenn - Southern Illinois	March 12, 1977
2nd	32	Mark Hull - UC Santa Barbara	March 14, 2002
	32	Kyle Hill - Eastern Illinois	March 16, 2001
4th	29	Frank Kaminsky - Wisconsin	March 28, 2015
	29	Corliss Williamson - Arkansas	April 2, 1994
	29	Joe Anderson - St. Francis (Pa.)	March 14, 1991
7th	28	Frank Kaminsky - Wisconsin (OT)	March 29, 2014
	28	Kyrie Irving - Duke	March 24, 2011
	28	Kirk Hinrich - Kansas	March 29, 2003
	28	Tony Dehere - Seton Hall	March 21, 1991

MOST DEFENSIVE REBOUNDS

Rank	DRebs	Player/Opponent	Date
1st	12	A. Gordon vs. Wisconsin (OT)	March 29, 2014
	12	M. Wright vs. Jackson State	March 16, 2000
	12	A.J. Bramlett vs. South Alabama	March 13, 1997
	12	Sean Elliott vs. UNLV	March 23, 1989
5th	11	Ryan Anderson vs. Wichita State	March 17, 2016
6th	9	Oumar Ballo vs. LBSU	March 21, 2024
	9	Caleb Love vs. LBSU	March 21, 2024
	9	Oumar Ballo vs. Princeton	March 16, 2023
	9	Solomon Hill vs. Harvard	March 23, 2013
	9	Channing Frye vs. Illinois (OT)	March 26, 2005
	9	Luke Walton vs. Kansas	March 29, 2003
	9	A.J. Bramlett vs. Col. of Charleston	March 15, 1997
	9	Joseph Blair vs. Virginia	March 20, 1994
	9	Jud Buechler vs. Alabama	March 18, 1990

MOST STEALS

Rank	Stls	Player/Opponent	Date
1st	6	Gilbert Arenas vs. Michigan State	March 31, 2001
2nd	5	Dalen Terry vs. TCU (OT)	March 20, 2022
	5	T.J. McConnell vs. Ohio State	March 21, 2015
	5	Jason Terry vs. South Alabama	March 13, 1997
5th	4	Azuolas Tubelis vs. Princeton	March 16, 2023
	4	T.J. McConnell vs. Tx. Southern	March 19, 2015
	4	Aaron Gordon vs. Gonzaga	March 23, 2014
	4	Kyle Fogg vs. Cleveland State	March 22, 2009
	4	Chase Budinger vs. Utah	March 20, 2009
	4	Ivan Radenovic vs. Illinois (OT)	March 26, 2005
	4	Gilbert Arenas vs. Illinois	March 25, 2001
	4	Gilbert Arenas vs. Jackson State	March 16, 2000
	4	Ruben Douglas vs. Oklahoma*	March 12, 1999
	4	Jason Terry vs. Oklahoma*	March 12, 1999
	4	Mike Bibby vs. Maryland	March 19, 1998
	4	Jason Terry vs. Nicholls State	March 12, 1998
	4	Miles Simon vs. Nicholls State	March 12, 1998
	4	B. Davison vs. Nicholls State	March 12, 1998
	4	Jason Terry vs. Kansas	March 21, 1997
	4	Reggie Geary vs. Valparaiso	March 15, 1996
	4	Reggie Geary vs. Arkansas	April 2, 1994
	4	Matt Othick vs. St. Francis (Pa.)	March 14, 1991
	4	Anthony Cook vs. Cornell	March 18, 1988

*Indicates statistic from vacated NCAA appearance



FRESHMEN RECORDS - SINGLE GAME

MOST POINTS

Rank	Points	Player/Opponent	Date
1st	24	Marcus Williams vs. Villanova	March 19, 2006
2nd	22	Stanley Johnson vs. Texas Southern	March 19, 2015
3rd	21	Gilbert Arenas vs. Wisconsin	March 18, 2000
	21	Mike Bibby vs. Kansas	March 21, 1997
6th	21	Chris Mills vs. St. Francis (Pa.)	March 14, 1991
	20	L. Markkanen vs. North Dakota	March 16, 2017*
	20	Mike Bibby vs. North Carolina	March 29, 1997
	20	Chris Mills vs. Seton Hall	March 21, 1991
	20	Sean Elliott vs. Auburn	March 14, 1986

HIGHEST FG PERCENTAGE

(Minimum 5 Made FG's)

Rank	FG%	Player/Opponent	Date
1st	1.000 (5-5)	R. Hollis-Jefferson vs. Weber St.	March 21, 2014
	1.000 (5-5)	Kaleb Tarczewski vs. Belmont	March 21, 2013
3rd	.857 (6-7)	Jordin Mayes vs. Texas	March 20, 2011
4th	.833 (5-6)	Mustafa Shakur vs. Seton Hall	March 18, 2004
	.833 (5-6)	Ed Stokes vs. Alabama	March 18, 1990
6th	.800 (8-10)	Aaron Gordon vs. Gonzaga	March 23, 2014
7th	.778 (7-9)	A. Gordon vs. San Diego St.	March 27, 2014
	.778 (7-9)	H. Adams vs. Notre Dame	March 27, 2003
9th	.750 (6-8)	Sean Rooks vs. Robert Morris	March 16, 1989
10th	.727 (8-11)	Stanley Johnson vs. Texas So.	March 19, 2015

HIGHEST 3FG PERCENTAGE

(Minimum 2 Made 3FG's)

Rank	FG%	Player/Opponent	Date
1st	1.000 (4-4)	Jordin Mayes vs. Texas	March 20, 2011
	1.000 (3-3)	Jason Terry vs. Valparaiso	March 15, 1996
4th	.800 (4-5)	Stanley Johnson vs. Texas So.	March 19, 2015
5th	.600 (3-5)	Gilbert Arenas vs. Jackson St.	March 16, 2000
	.600 (3-5)	Mike Bibby vs. Kentucky (OT)	March 31, 1997
7th	.545 (6-7)	Mike Bibby vs. North Carolina	March 29, 1997
8th	.500 (2-4)	Mike Bibby vs. Kansas	March 21, 1997
	.500 (2-4)	Mike Bibby vs. South Alabama	March 13, 1997
10th	.428 (3-7)	Mike Bibby vs. Col. of Charleston	March 15, 1997

HIGHEST FT PERCENTAGE

(Minimum 5 Made FT's)

Rank	FT%	Player/Opponent	Date
1st	1.000 (8-8)	R. Hollis-Jefferson vs. Gonzaga	March 23, 2014
	1.000 (6-6)	Mike Bibby vs. Kentucky (OT)	March 31, 1997
3rd	.900 (9-10)	L. Markkanen vs. Saint Mary's	March 18, 2017*
4th	.875 (7-8)	R. Hollis-Jefferson vs. San Diego St.	March 27, 2014
	.875 (7-8)	M. Bibby vs. Col. of Charleston	March 15, 1997
6th	.857 (6-7)	Chase Budinger vs. Purdue	March 16, 2007
	.857 (6-7)	Gilbert Arenas vs. Wisconsin	March 18, 2000
8th	.833 (5-6)	J. McClellan vs. Illinois (OT)	March 26, 2005
	.833 (5-6)	Mike Bibby vs. Kansas	March 21, 1997
10th	.800 (12-15)	M. Williams vs. Villanova	March 19, 2006

MOST REBOUNDS

Rank	Rebs	Player/Opponent	Date
1st	18	Aaron Gordon vs. Wisconsin (OT)	March 29, 2014
2nd	13	Deandre Ayton vs. Buffalo	March 15, 2018*
3rd	12	Michael Wright vs. Oklahoma*	March 12, 1999
4th	11	Lauri Markkanen vs. Saint Mary's	March 18, 2017*
	11	Channing Frye vs. Wyoming	March 16, 2002
6th	10	Stanley Johnson vs. Ohio State	March 21, 2015
7th	9	Mike Bibby vs. Kentucky (OT)	March 31, 1997
	9	E. Edgerson vs. North Carolina	March 29, 1997
9th	8 (7x)	Last: Lauri Markkanen vs. Xavier	March 23, 2017*

MOST BLOCKS

Rank	Blks	Player/Opponent	Date
1st	5	Aaron Gordon vs. Weber State	March 21, 2014
	5	Channing Frye vs. Wyoming	March 16, 2002
2nd	4	R. Hollis-Jefferson vs. Gonzaga	March 23, 2014
3rd	2 (12X)	Last: KJ Lewis vs. Dayton	March 23, 2024

MOST FG'S MADE

Rank	FG's	Player/Opponent	Date
1st	10	Sean Elliott vs. Auburn	March 14, 1986
2nd	9	Chris Mills vs. Seton Hall	March 21, 1991
	9	L. Markkanen vs. North Dakota	March 16, 2017*
6th	8	Stanley Johnson vs. Texas Southern	March 19, 2015
	8	A. Gordon vs. Gonzaga	March 23, 2014
	8	A. Gordon vs. San Diego State	March 27, 2014
	8	A. Gordon vs. Weber State	March 21, 2014
	7	Gilbert Arenas vs. Wisconsin	March 18, 2000
	7	Hassan Adams vs. Notre Dame	March 27, 2003
7	7	Mike Bibby vs. North Carolina	March 29, 1997
	7	Mike Bibby vs. Kansas	March 21, 1997

MOST 3FG'S MADE

Rank	3FG's	Player/Opponent	Date
1st	6	Mike Bibby vs. North Carolina	March 29, 1997
2nd	4	Stanley Johnson vs. Villanova	March 19, 2006
	4	Jordin Mayes vs. Texas	March 20, 2011
4th	3	Gilbert Arenas vs. Jackson State	March 16, 2000
	3	Mike Bibby vs. Kentucky (OT)	March 31, 1997
3	3	Mike Bibby vs. Col. of Charleston	March 15, 1997
	3	Jason Terry vs. Valparaiso	March 15, 1996
8th	2 (7x)	Last: Allonzo Trier vs. Wichita State	March 17, 2016

MOST FT'S MADE

Rank	FTs	Player/Opponent	Date
1st	12	Marcus Williams vs. Villanova	March 19, 2006
2nd	9	Lauri Markkanen vs. Saint Mary's	March 18, 2017*
	8	R. Hollis-Jefferson vs. Gonzaga	March 23, 2014
4th	7	R. Hollis-Jefferson vs. San Diego St.	March 27, 2014
	7	Mike Bibby vs. Providence (OT)	March 23, 1997
7	7	Mike Bibby vs. Col. of Charleston	March 15, 1997
	7	Ed Stokes vs. Alabama	March 18, 1990
8th	6 (7x)	Last: Kyle Fogg vs. Utah	March 20, 2009

MOST OFFENSIVE REBOUNDS

Rank	ORbs	Player/Opponent	Date
1st	7	Michael Wright vs. Oklahoma*	March 12, 1999
2nd	6	Aaron Gordon vs. Wisconsin (OT)	March 29, 2014
3rd	5	Deandre Ayton vs. Buffalo	March 15, 2018*
	5	Lauri Markkanen vs. Xavier	March 23, 2017*
5	5	Stanley Johnson vs. Ohio State	March 21, 2015
	5	Marcus Williams vs. Villanova	March 19, 2006
7th	4	Lauri Markkanen vs. Saint Mary's	March 18, 2017*
	4	Channing Frye vs. Wyoming	March 16, 2002
4	4	E. Edgerson vs. North Carolina	March 29, 1997
	4	Eugene Edgerson vs. Kansas	March 21, 1997
4	Ed Stokes vs. Alabama	March 18, 1990	

MOST ASSISTS

Rank	Assts	Player/Opponent	Date
1st	6	Aaron Gordon vs. Gonzaga	March 23, 2014
	6	Sean Elliott vs. Auburn	March 14, 1986
3rd	5	R. Hollis-Jefferson vs. Gonzaga	March 23, 2014
	5	Andre Iguodala vs. Vermont	March 20, 2003
5	5	Gilbert Arenas vs. Wisconsin	March 18, 2000
	5	Mike Bibby vs. Kansas	March 21, 1997
5	5	Jason Terry vs. Valparaiso	March 15, 1996
	5	Khalid Reeves vs. BYU	March 16, 1991
9th	4 (6x)	Last: M. Williams vs. Villanova	March 19, 2006

DOUBLE-DOUBLES

Player/Opponent
 Deandre Ayton vs. Buffalo (14 pts & 13 rebs.)
 March 15, 2018*

Lauri Markkanen vs. St. Mary's (16 pts. & 11 rebs.)
 March 18, 2017*

Channing Frye vs. Wyoming (18 pts. & 11 rebs.)
 March 16, 2002

Michael Wright vs. Oklahoma (16 pts. & 12 rebs)
 March 12, 1999

MOST FG'S ATTEMPTED

Rank	FGA's	Player/Opponent	Date
1st	18	Marcus Williams vs. Villanova	March 19, 2006
18	18	Gilbert Arenas vs. Wisconsin	March 18, 2000
	18	Mike Bibby vs. North Carolina	March 29, 1997
4th	17	Sean Elliott vs. Auburn	March 14, 1986
5th	13	Deandre Ayton vs. Buffalo	March 15, 2018*
	13	Michael Wright vs. Oklahoma*	March 12, 1999
13	13	Damon Stoudamire vs. ETSU	March 20, 1992
	12	L. Markkanen vs. North Dakota	March 16, 2017*
12	12	Allonzo Trier vs. Wichita State	March 17, 2016
	12	Stanley Johnson vs. Ohio State	March 19, 2015
12	12	Mike Bibby vs. Kentucky (OT)	March 31, 1997
	12	Chris Mills vs. Seton Hall	March 21, 1991
12	Chris Mills vs. St. Francis (Pa.)	March 14, 1991	

MOST 3FG'S ATTEMPTED

Rank	3FGA's	Player/Opponent	Date
1st	11	Mike Bibby vs. North Carolina	March 29, 1997
2nd	7	Jason Gardner vs. Wisconsin	March 18, 2000
	7	Mike Bibby vs. Col. of Charleston	March 15, 1997
4th	6	Allonzo Trier vs. Wichita State	March 17, 2016
	6	Marcus Williams vs. Villanova	March 19, 2006
6	6	Salim Stoudamire vs. Oklahoma	March 21, 2002
	6	Salim Stoudamire vs. UCSB	March 14, 2002
6	6	Mike Bibby vs. Providence (OT)	March 23, 1997
	5 (6x)	Last: Stanley Johnson vs. Xavier	March 26, 2015

MOST FT'S ATTEMPTED

Rank	FTA's	Player/Opponent	Date
1st	15	Marcus Williams vs. Villanova	March 19, 2006
2nd	10	Lauri Markkanen vs. Saint Mary's	March 18, 2017*
	10	Channing Frye vs. UCSB	March 14, 2002
10	10	Mike Bibby vs. Providence (OT)	March 23, 1997
	10	Ed Stokes vs. Alabama	March 18, 1990
6th	8	R. Hollis-Jefferson vs. San Diego State	March 27, 2014
	8	R. Hollis-Jefferson vs. Gonzaga	March 23, 2014
8	8	Kyle Fogg vs. Utah	March 20, 2009
	8	Channing Frye vs. Wyoming	March 16, 2002
8	8	Salim Stoudamire vs. UCSB	March 14, 2002
	8	Mike Bibby vs. Col. of Charleston	March 15, 1997

MOST DEFENSIVE REBOUNDS

Rank	DRebs	Player/Opponent	Date
1st	12	Aaron Gordon vs. Wisconsin (OT)	March 29, 2014
2nd	8	Deandre Ayton vs. Buffalo	March 15, 2018*
	8	Kaleb Tarczewski vs. Harvard	March 23, 2013
4th	7	Lauri Markkanen vs. Saint Mary's	March 18, 2017*
	7	Brandon Ashley vs. Harvard	March 23, 2013
7	7	Kaleb Tarczewski vs. Belmont	March 21, 2013
	7	Channing Frye vs. Wyoming	March 16, 2002
7	7	Mike Bibby vs. Kentucky (OT)	March 31, 1997
	7	Mike Bibby vs. North Carolina	March 29, 1997
10th	6	Chase Budinger vs. Purdue	March 16, 2007
	6	Channing Frye vs. UCSB	March 14, 2002

MOST STEALS

Rank	Stls	Player/Opponent	Date
1st	4	Aaron Gordon vs. Gonzaga	March 23, 2014
4	4	Kyle Fogg vs. Cleveland State	March 22, 2009
	4	Gilbert Arenas vs. Jackson St.	March 16, 2000
4	4	Ruben Douglas vs. Oklahoma*	March 12, 1999
	3	Kyle Fogg vs. Utah	March 20, 2009
3	3	Marcus Williams vs. Wisconsin	March 17, 2006
	3	Hassan Adams vs. Kansas	March 29, 2003
3	3	Andre Iguodala vs. Kansas	March 29, 2003
	3	Hassan Adams vs. Notre Dame	March 27, 2003
3	3	Jason Gardner vs. Wisconsin	March 18, 2000
	3	Mike Bibby vs. Kentucky (OT)	March 31, 1997
3	Mike Bibby vs. North Carolina	March 29, 1997	

*Indicates statistic from vacated NCAA appearance



NCAA TOURNAMENT - CAREER (DOES NOT INCLUDE 2024)

MOST POINTS

Rank	Points	Player	Years
1st	260	Miles Simon	1995-98
2nd	236	Sean Elliott	1986-89
3rd	189	Jason Gardner	2000-03
4th	183	Khalid Reeves	1991-94
5th	179	Mike Bibby	1997-98
6th	172	Channing Frye	2002-05
7th	170	Michael Dickerson	1995-98
8th	153	Anthony Cook	1986-89
	153	Hassan Adams	2003-06
10th	149	Salim Stoudamire	2002-05

HIGHEST FG PERCENTAGE

(Minimum 15 Made FG's)

Rank	FG%	Player	Years
1st	.724 (21-29)	Christian Koloko	2020-22
2nd	.667 (16-24)	Oumar Ballo	2022-Pres.
3rd	.639 (23-39)	Joseph Blair	1993-95
4th	.613 (65-106)	Hassan Adams	2003-06
5th	.610 (25-41)	Aaron Gordon	2014
6th	.588 (20-34)	Phil Taylor	1976
7th	.581 (36-62)	Kaleb Tarczewski	2013-16
8th	.575 (88-153)	Sean Elliott	1986-89
9th	.570 (57-100)	Anthony Cook	1986-89
10th	.569 (29-51)	Jud Buechler	1987-90
11th	.564 (31-55)	Brian Williams	1990-91

HIGHEST 3FG PERCENTAGE

(Minimum 7 Made FG's)

Rank	FG%	Player	Years
1st	.611 (11-18)	Mustafa Shakur	2004-07
2nd	.571 (8-14)	Jordin Mayes	2011-14
3rd	.563 (18-32)	Sean Elliott	1986-89
4th	.500 (12-24)	Nick Johnson	2012-14
	.500 (9-18)	Pelle Larsson	2022-Pres.
6th	.452 (28-62)	Mike Bibby	1997-98
7th	.423 (11-26)	Richard Jefferson	1999-01
8th	.412 (7-17)	Hassan Adams	2003-06
9th	.400 (8-20)	Nic Wise	2007-09
10th	.390 (16-41)	Gabe York	2013-16
11th	.389 (14-36)	Matt Muehlebach	1988-91

HIGHEST FT PERCENTAGE

(Minimum 20 Made FTs)

Rank	FG%	Player	Years
1st	.909 (30-33)	Loren Woods	2001
2nd	.889 (24-27)	Nic Wise	2008-09
3rd	.860 (37-43)	Salim Stoudamire	2002-05
4th	.851 (23-27)	Matt Othick	1989-92
5th	.850 (34-40)	Damon Stourd mire	1992-95
6th	.828 (72-87)	Jason Gardner	2000-03
7th	.826 (38-46)	Kaleb Tarczewski	2013-16
8th	.824 (42-51)	R. Hollis-Jefferson	2014-15
	.824 (56-68)	Khalid Reeves	1991-94
	.824 (42-51)	Sean Elliott	1986-89

MOST STEALS

Rank	Steals	Player	Years
1st	30	Jason Terry	1996-99
2nd	24	Jason Gardner	2000-03
3rd	22	Gilbert Arenas	2000-01
4th	20	Mike Bibby	1997-98
5th	19	Miles Simon	1995-98
6th	17	Reggie Geary	1993-96
7th	16	Hassan Adams	2003-06
	16	T.J. McConnell	2014-15
9th	12	Nick Johnson	2012-14
	12	Khalid Reeves	1991-94
	12	Kenny Lofton	1986-89

MOST FIELD GOALS

Rank	FG's	Player	Years
1st	88	Sean Elliott	1986-89
2nd	86	Miles Simon	1995-98
3rd	71	Channing Frye	2002-05
4th	65	Hassan Adams	2003-06
	65	Michael Dickerson	1995-98
6th	57	Jason Gardner	2000-03
	57	Khalid Reeves	1991-94
	57	Anthony Cook	1986-89
9th	55	Mike Bibby	1997-98
10th	47	Luke Walton	2000-03

MOST MADE 3FG'S

Rank	3FG's	Player	Years
1st	30	Salim Stoudamire	2002-05
2nd	28	Mike Bibby	1997-98
3rd	24	Jason Gardner	2000-03
4th	21	Miles Simon	1995-98
5th	18	Sean Elliott	1986-89
6th	17	Jason Terry	1996-99
7th	16	Gabe York	2013-16
8th	15	Damon Stourd mire	1992-95
9th	14	Matt Muehlebach	1988-91
10th	13	Michael Dickerson	1995-98
	13	Khalid Reeves	1991-94

MOST MADE FT'S

Rank	FT's	Player	Years
1st	72	Jason Gardner	2000-03
2nd	67	Miles Simon	1995-98
3rd	56	Khalid Reeves	1991-94
4th	42	R. Hollis-Jefferson	2014-15
	42	Sean Elliott	1986-89
6th	41	Mike Bibby	1997-98
7th	39	Anthony Cook	1986-89
8th	38	Kaleb Tarczewski	2013-16
9th	32	Derrick Williams	2011
	32	Luke Walton	2000-03

MOST REBOUNDS

Rank	Rebs	Player	Years
1st	115	Channing Frye	2002-05
2nd	101	A.J. Bramlett	1996-99
3rd	88	Luke Walton	2000-03
4th	70	Michael Wright	1999-01
5th	69	Anthony Cook	1986-89
6th	68	Kaleb Tarczewski	2013-16
	68	Sean Elliott	1986-89
8th	66	Bennett Davison	1997-98
9th	65	Ray Owes	1992-95
10th	59	Michael Dickerson	1995-98
	59	Miles Simon	1995-98

MOST BLOCKS

Rank	Blocks	Player	Years
1st	38	Channing Frye	2002-05
2nd	24	Loren Woods	2001
3rd	19	Anthony Cook	1986-89
4th	18	A.J. Bramlett	1996-99
5th	17	Kaleb Tarczewski	2013-16
6th	13	Bennett Davison	1997-98
7th	12	Ed Stokes	1990-93
8th	10	Christian Koloko	2020-22
9th	9	R. Hollis-Jefferson	2014-15
	9	Richard Jefferson	1999-01
	9	Reggie Geary	1993-96
	9	Sean Rooks	1989-92

MOST FIELD GOAL ATTEMPTS

Rank	FGA's	Player	Years
1st	187	Miles Simon	1995-98
2nd	172	Michael Dickerson	1995-98
3rd	161	Jason Gardner	2000-03
4th	153	Sean Elliott	1986-89
5th	128	Channing Frye	2002-05
	128	Khalid Reeves	1991-94
7th	122	Mike Bibby	1997-98
8th	116	Damon Stourd mire	1992-95
9th	115	Salim Stoudamire	2002-05
	115	Luke Walton	2000-03

MOST 3FG ATTEMPTS

Rank	3FGA's	Player	Years
1st	90	Jason Gardner	2000-03
2nd	78	Salim Stoudamire	2002-05
3rd	66	Miles Simon	1995-98
4th	62	Mike Bibby	1997-98
5th	57	Michael Dickerson	1995-98
6th	55	Damon Stourd mire	1992-95
7th	51	Khalid Reeves	1991-94
8th	48	Jason Terry	1996-99
9th	41	Gabe York	2013-16
10th	36	Matt Muehlebach	1988-91

MOST FT ATTEMPTS

Rank	FTA's	Player	Years
1st	87	Jason Gardner	2000-03
2nd	83	Miles Simon	1995-98
3rd	68	Khalid Reeves	1991-94
4th	54	Anthony Cook	1986-89
5th	51	R. Hollis-Jefferson	2014-15
	51	Mike Bibby	1997-98
	51	Sean Elliott	1986-89
8th	47	A.J. Bramlett	1996-99
9th	46	Kaleb Tarczewski	2013-16
10th	45	Channing Frye	2002-05

MOST ASSISTS

Rank	Assists	Player	Years
1st	67	Luke Walton	2000-03
2nd	60	Miles Simon	1995-98
3rd	56	Jason Gardner	2000-03
4th	49	Reggie Geary	1993-96
5th	43	Jason Terry	1996-99
6th	39	Mustafa Shakur	2004-07
7th	38	Matt Othick	1989-92
8th	37	Damon Stourd mire	1992-95
9th	35	T.J. McConnell	2014-15
	35	Mike Bibby	1997-98

Includes statistics from vacated NCAA appearances



DOUBLE-DOUBLES

Player/Opponent	Date
Oumar Ballo vs. Long Beach State (11 pts & 13 rebs.)	March 21, 2024
Caleb Love vs. Long Beach State (18 pts & 11 rebs.)	March 21, 2024
Oumar Ballo vs. Princeton (13 pts. & 12 rebs.)	March 16, 2023
Christian Koloko vs. TCU (28 pts. & 12 rebs.)	March 20, 2022
Christian Koloko vs. Wright State (17 pts. & 13 rebs.)	March 18, 2022
Deandre Ayton vs. Buffalo (14 pts. & 13 rebs.)	March 15, 2018*
Lauri Markkanen vs. Saint Mary's (16 pts. & 11 rebs.)	March 18, 2017*
Kaleb Tarczewski vs. Xavier (12 pts. & 12 rebs.)	March 26, 2015
Rondae Hollis-Jefferson vs. Ohio State (11 pts. & 10 rebs.)	March 21, 2015
Rondae Hollis-Jefferson vs. Texas So. (23 pts. & 10 rebs.)	March 19, 2015
Solomon Hill vs. Harvard (13 pts. & 10 rebs.)	March 23, 2013
Derrick Williams vs. Duke (32 pts. & 13 rebs.)	March 24, 2011
Derrick Williams vs. Memphis (22 pts. & 10 rebs.)	March 18, 2011
Jordan Hill vs. Louisville (14 pts. & 11 rebs.)	March 27, 2009
Jordan Hill vs. Utah (17 pts. & 13 rebs.)	March 20, 2009
Jordan Hill vs. West Virginia (16 pts. & 12 rebs.)*	March 20, 2008
Channing Frye vs. Illinois (24 pts. & 12 rebs.)	March 26, 2005
Hassan Adams vs. Oklahoma State (19 pts. & 10 rebs.)	March 24, 2005
Channing Frye vs. Oklahoma State (15 pts. & 10 rebs.)	March 24, 2005
Hassan Adams vs. UAB (16 pts. & 10 rebs.)	March 19, 2005
Channing Frye vs. Utah State (17 pts. & 10 rebs.)	March 17, 2005
Channing Frye vs. Seton Hall (13 pts. & 12 rebs.)	March 18, 2004
Luke Walton vs. Kansas (18 pts. & 10 rebs.)	March 29, 2003
Channing Frye vs. Notre Dame (14 pts. & 12 rebs.)	March 27, 2003
Channing Frye vs. Gonzaga (2OT) (22 pts. & 12 rebs.)	March 22, 2003
Rick Anderson vs. Gonzaga (2OT) (17 pts. & 11 rebs.)	March 22, 2003
Channing Frye vs. Vermont (12 pts. & 12 rebs.)	March 20, 2003
Channing Frye vs. Wyoming (18 pts. & 11 rebs.)	March 16, 2002
Michael Wright vs. Duke (10 pts. & 11 rebs.)	April 2, 2001
Loren Woods vs. Duke (22 pts. & 11 rebs.)	April 2, 2001
Richard Jefferson vs. Mississippi State (15 pts. & 11 rebs.)	March 23, 2001
Loren Woods vs. Mississippi State (16 pts. & 11 rebs.)	March 23, 2001
Michael Wright vs. Jackson State (19 pts. & 13 rebs.)	March 16, 2000
Michael Wright vs. Oklahoma (16 pts. & 12 rebs.)*	March 12, 1999
A.J. Bramlett vs. Oklahoma (13 pts. & 12 rebs.)*	March 12, 1999
Bennett Davidson vs. Providence (OT) (14 pts. & 12 rebs.)	March 23, 1997
A.J. Bramlett vs. Kansas (12 pts. & 12 rebs.)	March 21, 1997
A.J. Bramlett vs. College of Charleston (12 pts. & 15 rebs.)	March 15, 1997
Ben Davis vs. Iowa (17 pts. & 14 rebs.)	March 17, 1996
Reggie Geary vs. Iowa (16 pts. & 13 assists)	March 17, 1996
Ray Owes vs. Arkansas (16 pts. & 12 rebs.)	April 2, 1994
Damon Stoudamire vs. Missouri (24 pts. & 10 rebs.)	March 26, 1994
Joseph Blair vs. Louisville (11 pts. & 10 rebs.)	March 24, 1994
Ray Owes vs. Virginia (15 pts. & 10 rebs.)	March 20, 1994
Wayne Womack vs. ETSU (19 pts. & 13 rebs.)	March 20, 1992
Sean Rooks vs. East Tennessee State (17 pts. & 10 rebs.)	March 20, 1992
Brian Williams vs. Seton Hall (21 pts. & 10 rebs.)	March 21, 1991
Brian Williams vs. BYU (24 pts. & 11 rebs.)	March 16, 1991
Sean Elliott vs. UNLV (22 pts. & 14 rebs.)	March 23, 1989
Anthony Cook vs. Oklahoma (16 pts. & 11 rebs.)	April 2, 1988
Sean Elliott vs. Oklahoma (31 pts. & 11 rebs.)	April 2, 1988
Tom Tolbert vs. Oklahoma (11 pts. & 13 rebs.)	April 2, 1988
Anthony Cook vs. UTEP (13 pts. & 11 rebs.)	March 13, 1987
Al Flemming vs. UCLA (14 pts. & 16 rebs.)	March 20, 1976
Phil Taylor vs. UNLV (OT) (18 pts. & 15 rebs.)	March 18, 1976
Bob Elliott vs. UNLV (OT) (20 pts. & 12 rebs.)	March 18, 1976
Jim Rappis vs. UNLV (OT) (24 pts. & 12 assists)	March 18, 1976
Al Flemming vs. Georgetown (12 pts. & 12 rebs.)	March 13, 1976
Phil Taylor vs. Georgetown (15 pts. & 11 rebs.)	March 13, 1976

*Indicates a vacated NCAA appearance

DOUBLE-DOUBLES (CAREER)

Rank	Games	Player	Years
1st	8	Channing Frye	2002-05
2nd	3	Jordan Hill	2007-09
	3	Michael Wright	1999-01
	3	A.J. Bramlett	1996-99
5th	2	Oumar Ballo	2022-Pres.
	2	Christian Koloko	2020-22
	2	Kyle Tarczewski	2013-16
	2	Rondae Hollis-Jefferson	2014-15
	2	Derrick Williams	2011
	2	Hassan Adams	2003-06
	2	Loren Woods	2001
	2	Ray Owes	1992-95
	2	Brian Williams	1990-91
	2	Sean Elliott	1986-89
	2	Anthony Cook	1986-89
	2	Al Fleming	1976

30+ POINT GAMES

Rank	Games	Player	Years
1st	2	Miles Simon	1995-98
	2	Khalid Reeves	1991-94
3rd	1	Benedict Mathurin	2021-22
	1	Derrick Williams	2011
	1	Sean Elliott	1986-89
	1	Herman Harris	1976

20+ POINT GAMES

Rank	Games	Player	Years
1st	7	Sean Elliott	1986-89
2nd	4	Jason Gardner	2000-03
	4	Miles Simon	1995-98
4th	3	Mark Lyons	2013
	3	Chase Budinger	2007-09
	3	Gilbert Arenas	2000-01
	3	Mike Bibby	1997-98
	3	Michael Dickerson	1995-98
	3	Khalid Reeves	1991-94
	3	Brian Williams	1990-91
	3	Anthony Cook	1986-89

30-POINT, 10-REB GAMES

Player/Opponent	Date
Derrick Williams vs. Duke (32 pts. & 13 rebs.)	March 24, 2011
Sean Elliott vs. Oklahoma (31 pts. & 11 rebs.)	April 2, 1988

20-POINT, 10-REB GAMES

Player/Opponent	Date
Christian Koloko vs. TCU (28 pts. & 12 rebs.)	March 20, 2022
Rondae Hollis-Jefferson vs. Texas So. (23 pts. & 10 rebs.)	March 19, 2015
Derrick Williams vs. Memphis (22 pts. & 10 rebs.)	March 18, 2011
Channing Frye vs. Illinois (24 pts. & 12 rebs.)	March 26, 2005
Channing Frye vs. Gonzaga (2OT) (22 pts. & 12 rebs.)	March 22, 2003
Loren Woods vs. Duke (22 pts. & 11 rebs.)	April 2, 2001
Brian Williams vs. Seton Hall (21 pts. & 10 rebs.)	March 21, 1991
Brian Williams vs. BYU (24 pts. & 11 rebs.)	March 16, 1991
Sean Elliott vs. UNLV (22 pts. & 14 rebs.)	March 23, 1989
Bob Elliott vs. UNLV (OT) (20 pts. & 12 rebs.)	March 18, 1976



HISTORY BY DATE

Date	Record
March 12th	1-2
03-12-1999: L, 60-61 vs. Oklahoma (1st Round)*	
03-12-1998: W, 99-60 vs. Nicholls State (1st Round)	
03-12-1977: L, 77-81 vs. Southern Illinois (1st Round)	
March 13th	2-1
03-13-1997: W, 65-57 vs. South Alabama (1st Round)	
03-13-1987: L, 91-98 vs. UTEP (1st Round)	
03-13-1976: W, 83-76 vs. Georgetown (1st Round)	
March 14th	3-1
03-14-2002: W, 86-81 vs. UC Santa Barbara (1st Round)	
03-14-1998: W, 82-49 vs. Illinois State (2nd Round)	
03-14-1991: W, 93-80 vs. St. Francis (Pa.) (1st Round)	
03-14-1986: L, 63-73 vs. Auburn (1st Round)	
March 15th	2-2
03-15-2018 L, 68-89 vs. Buffalo (1st Round)	
03-15-1997: W, 73-69 vs. College of Charleston (2nd Round)	
03-15-1996: W, 90-51 vs. Valparaiso (1st Round)	
03-15-1985: L, 41-50 vs. Alabama (1st Round)	
March 16th	7-3
03-16-2023: L, 55-59 vs. Princeton (1st Round)	
03-16-2017: W, 100-82 vs. North Dakota (1st Round)	
03-16-2007: L, 63-72 vs. Purdue (1st Round)	
03-16-2002: W, 68-60 vs. Wyoming (2nd Round)	
03-16-2001: W, 101-76 vs. Eastern Illinois (1st Round)	
03-16-2000: W, 71-47 vs. Jackson State (1st Round)	
03-16-1995: L, 63-71 vs. Miami (Ohio) (1st Round)	
03-16-1991: W, 76-61 vs. BYU (2nd Round)	
03-16-1990: W, 79-67 vs. South Florida (1st Round)	
03-16-1989: W, 94-60 vs. Robert Morris (1st Round)	
March 17th	3-1
03-17-2016: L, 55-65 vs. Wichita State (1st Round)	
03-17-2006: W, 94-75 vs. Wisconsin (1st Round)	
03-17-2005: W, 66-53 vs. Utah State (1st Round)	
03-17-1996: W, 87-73 vs. Iowa (2nd Round)	
March 18th	8-4
03-18-2022: W, 87-70 vs. Wright State (1st Round)	
*03-18-2017: W, 69-60 vs. Saint Mary's (2nd Round) *	
03-18-2011: W, 77-75 vs. Memphis (1st Round)	
03-18-2004: L, 76-80 vs. Seton Hall (1st Round)	
03-18-2001: W, 73-52 vs. Butler (2nd Round)	
03-18-2000: L, 59-66 vs. Wisconsin (2nd Round)	
03-18-1994: W, 81-55 vs. Loyola (Md.) (1st Round)	
03-18-1993: L, 61-64 vs. Santa Clara (1st Round)	
03-18-1990: L, 55-77 vs. Alabama (2nd Round)	
03-18-1989: W, 94-68 vs. Clemson (2nd Round)	
03-18-1988: W, 90-50 vs. Cornell (1st Round)	
03-18-1976: W, 114-109 (OT) vs. UNLV (2nd Round)	
March 19th	3-1
03-19-2015: W, 93-72 vs. Texas Southern (1st Round)	
03-19-2006: L, 78-82 vs. Villanova (2nd Round)	
03-19-2005: W, 85-63 vs. UAB (2nd Round)	
03-19-1998: W, 87-79 vs. Maryland (Sweet Sixteen)	
March 20th	6-3
03-20-2022: W, 85-80 (OT) vs. TCU (2nd Round)	
03-20-2011: W, 70-69 vs. Texas (2nd Round)	
03-20-2009: W, 84-71 vs. Utah (1st Round)	
03-20-2008: L, 65-75 vs. West Virginia (1st Round)*	
03-20-2003: W, 80-51 vs. Vermont (1st Round)	
03-20-1994: W, 71-58 vs. Virginia (2nd Round)	
03-20-1992: L, 80-87 vs. East Tennessee State (1st Round)	
03-20-1988: W, 84-55 vs. Seton Hall (2nd Round)	
03-20-1976: L, 66-82 vs. UCLA (Sweet Sixteen)	

*Indicates a vacated NCAA appearance

Date	Record
March 21st	5-4
03-21-2024: W, 85-65 vs. Long Beach State (1st Round)	
03-21-2015: W, 73-58 vs. Ohio State (2nd Round)	
03-21-2014: W, 68-59 vs. Weber State (1st Round)	
03-21-2013: W, 81-64 vs. Belmont (1st Round)	
03-21-2002: L, 67-88 vs. Oklahoma (Sweet Sixteen)	
03-21-1998: L, 51-76 vs. Utah (Elite Eight)	
03-21-1997: W, 85-82 vs. Kansas (Sweet Sixteen)	
03-21-1991: L, 77-81 vs. Seton Hall (Sweet Sixteen)	
03-21-1951: L, 59-61 vs. Kansas State (1st Round)	
March 22nd	2-1
03-22-2009: W, 71-57 vs. Cleveland State (2nd Round)	
03-22-2003: W, 96-95 (2OT) vs. Gonzaga (2nd Round)	
03-22-1996: L, 80-83 vs. Kansas (Sweet Sixteen)	
March 23rd	5-2
03-23-2024: W, 78-68 vs. Dayton (2nd Round)	
03-23-2017: L, 71-73 vs. Xavier (Sweet 16)*	
03-23-2014: W, 84-61 vs. Gonzaga (2nd Round)	
03-23-2013: W, 74-51 vs. Harvard (2nd Round)	
03-23-2001: W, 66-56 vs. Ole Miss (Sweet Sixteen)	
03-23-1997: W, 96-92 (OT) vs. Providence (Elite Eight)	
03-23-1989: L, 67-68 vs. UNLV (Sweet Sixteen)	
March 24th	3-1
03-24-2022: L, 60-72 vs. Houston (Sweet Sixteen)	
03-24-2011: W, 93-77 vs. Duke (Sweet Sixteen)	
03-24-2005: W, 79-78 vs. Oklahoma State (Sweet Sixteen)	
03-24-1994: W, 82-70 vs. Louisville (Sweet Sixteen)	
March 25th	2-0
03-25-2001: W, 87-81 vs. Illinois (Elite Eight)	
03-25-1988: W, 99-79 vs. Iowa (Sweet Sixteen)	
March 26th	2-2
03-26-2015: W, 68-60 vs. Xavier (Sweet Sixteen)	
03-26-2011: L, 63-65 vs. Connecticut (Elite Eight)	
03-26-2005: L, 89-90 (OT) vs. Illinois (Elite Eight)	
03-26-1994: W, 92-72 vs. Missouri (Elite Eight)	
March 27th	3-1
03-27-2014: W, 70-64 vs. San Diego State (Sweet Sixteen)	
03-27-2009: L, 64-103 vs. Louisville (Sweet Sixteen)	
03-27-2003: W, 88-71 vs. Notre Dame (Sweet Sixteen)	
03-27-1988: W, 70-52 vs. North Carolina (Elite Eight)	
March 28th	0-2
03-28-2015: L, 78-85 vs. Wisconsin (Elite Eight)	
03-28-2013: L, 70-73 vs. Ohio State (Sweet Sixteen)	
March 29th	1-2
03-29-2014: L, 63-64 (OT) vs. Wisconsin (Elite Eight)	
03-29-2003: L, 75-78 vs. Kansas (Elite Eight)	
03-29-1997: W, 66-58 vs. North Carolina (Final Four)	
March 31st	2-0
03-31-2001: W, 80-61 vs. Michigan State (Final Four)	
03-31-1997: W, 84-79 (OT) vs. Kentucky (National Championship)	
April 2nd	0-3
04-02-2001: L, 72-82 vs. Duke (National Championship)	
04-02-1994: L, 82-91 vs. Arkansas (Final Four)	
04-02-1988: L, 78-86 vs. Oklahoma (Final Four)	



Round	Site	Opponent	Result	High Arizona Scorer
1951 - WEST REGION				
First	Kansas City, Mo.	Kansas State	L, 59-61	Honea/Johnson, 15
1976 - WEST REGION				
First	Tempe, Ariz.	Georgetown	W, 84-76	Jim Rappis, 20
Regional Semifinal	Los Angeles, Calif.	UNLV	W, 114-109 (OT)	Herman Harris, 31
Regional Final	Los Angeles, Calif.	UCLA	L, 66-82	Herman Harris, 18
1977 - MIDWEST REGION				
First	Omaha, Neb.	Southern Illinois	L, 77-81	Bob Elliott, 23
1985 - WEST REGION (NO. 10 SEED)				
First	Albuquerque, N.M.	(7) Alabama	L, 41-50	Pete Williams, 10
1986 - WEST REGION (NO. 9 SEED)				
First	Long Beach, Calif.	(8) Auburn	L, 63-73	Sean Elliott, 20
1987 - WEST REGION (NO. 10 SEED)				
First	Tucson, Ariz.	(7) UTEP	L, 91-98 (OT)	Sean Elliott, 26
1988 - WEST REGION (NO. 1 SEED)				
First	Los Angeles, Calif.	(16) Cornell	W, 90-50	Sean Elliott, 24
Second	Los Angeles, Calif.	(8) Seton Hall	W, 84-55	Anthony Cook, 20
Regional Semifinal	Seattle, Wash.	(5) Iowa	W, 99-79	Sean Elliott, 25
Regional Final	Seattle, Wash.	(2) North Carolina	W, 70-52	Sean Elliott, 24
National Semifinal	Kansas City, Mo.	(1) Oklahoma	L, 78-86	Sean Elliott, 31
1989 - WEST REGION (NO. 1 SEED)				
First	Boise, Idaho	(16) Robert Morris	W, 94-60	Sean Elliott, 27
Second	Boise, Idaho	(9) Clemson	W, 94-68	Sean Elliott, 25
Regional Semifinal	Denver, Colo.	(4) UNLV	L, 67-68	Sean Elliott, 22
1990 - WEST REGION (NO. 2 SEED)				
First	Long Beach, Calif.	(15) South Florida	W, 79-67	Brian Williams, 28
Second	Long Beach, Calif.	(7) Alabama	L, 55-77	Ed Stokes, 17
1991 - WEST REGION (NO. 2 SEED)				
First	Salt Lake City, Utah	(15) St. Francis (Pa.)	W, 93-80	Matt Othick, 25
Second	Salt Lake City, Utah	(10) BYU	W, 76-61	Brian Williams, 24
Regional Semifinal	Seattle, Wash.	(3) Seton Hall	L, 77-81	Brian Williams, 21
1992 - SOUTHEAST REGION (NO. 3 SEED)				
First	Atlanta, Ga.	(14) East Tennessee St.	L, 80-87	Wayne Womack, 19
1993 - WEST REGION (NO. 2 SEED)				
First	Salt Lake City, Utah	(15) Santa Clara	L, 61-64	Chris Mills, 19
1994 - WEST REGION (NO. 2 SEED)				
First	Sacramento, Calif.	(15) Loyola (Md.)	W, 81-55	Khalid Reeves, 32
Second	Sacramento, Calif.	(7) Virginia	W, 71-58	Khalid Reeves, 30
Regional Semifinal	Los Angeles, Calif.	(3) Louisville	W, 82-70	Khalid Reeves, 29
Regional Final	Los Angeles, Calif.	(1) Missouri	W, 92-72	Damon Stoudamire, 27
National Semifinal	Charlotte, N.C.	(1) Arkansas	L, 82-91	Khalid Reeves, 20
1995 - MIDWEST REGION (NO. 5 SEED)				
First	Dayton, Ohio	(12) Miami (Ohio)	L, 62-71	Damon Stoudamire, 18
1996 - WEST REGION (NO. 3 SEED)				
First	Tempe, Ariz.	(14) Valparaiso	W, 90-51	Michael Dickerson, 22
Second	Tempe, Ariz.	(6) Iowa	W, 87-73	Ben Davis, 17
Regional Semifinal	Denver, Colo.	(2) Kansas	L, 80-83	Dickerson/Simon, 21
1997 - SOUTHEAST REGION (NO. 4 SEED)				
First	Memphis, Tenn.	(13) South Alabama	W, 65-57	Michael Dickerson, 16
Second	Memphis, Tenn.	(12) Coll. of Charleston	W, 73-69	Miles Simon, 20
Regional Semifinal	Birmingham, Ala.	(1) Kansas	W, 85-82	Mike Bibby, 21
Regional Final	Birmingham, Ala.	(10) Providence	W, 96-92 (OT)	Miles Simon, 30
National Semifinal	Indianapolis, Ind.	(1) North Carolina	W, 66-58	Miles Simon, 24
National Final	Indianapolis, Ind.	(1) Kentucky	W, 84-79 (OT)	Miles Simon, 30
1998 - WEST REGION (NO. 1 SEED)				
First	Sacramento, Calif.	(16) Nicholls State	W, 99-60	Miles Simon, 24
Second	Sacramento, Calif.	(9) Illinois State	W, 82-49	Bibby/Simon, 19
Regional Semifinal	Anaheim, Calif.	(4) Maryland	W, 87-79	Mike Bibby, 26
Regional Final	Anaheim, Calif.	(3) Utah	L, 51-76	Jason Terry, 16
1999 - MIDWEST REGION (NO. 4 SEED)*				
First	Milwaukee, Wis.	(13) Oklahoma	L, 60-61	Michael Wright, 16

RECORD AT NCAA SITES

Team	Record	Last
Albuquerque, N.M.	2-2	2002
Anaheim, Calif.	4-4	2014
Atlanta, Ga.	0-1	1992
Birmingham, Ala.	2-0	1997
Boise, Idaho	4-1	2018
Charlotte, N.C.	0-1	1994
Dayton, Ohio	0-1	1995
Denver, Colo.	0-2	1996
Indianapolis, Ind.	2-1	2009
Kansas City, Mo.	2-1	2001
Long Beach, Calif.	1-2	1990
Los Angeles, Calif.	6-3	2015
Memphis, Tenn.	2-0	1997
Miami, Fla.	2-0	2009
Milwaukee, Wis.	0-1	1999*
Minneapolis, Minn.	1-1	2001
New Orleans	0-1	2007
Omaha, Neb.	0-1	1977
Philadelphia, Pa.	1-1	2006
Portland, Ore.	2-0	2015
Providence, R.I.	0-1	2016
Raleigh, N.C.	0-1	2004
Rosemont, Ill.	1-1	2005
Sacramento, Calif.	4-1	2023
Salt Lake City, Utah	10-2	2024
San Antonio, Texas	2-0	2001
San Diego, Calif.	2-0	2014
San Jose, Calif.	0-2	2017
Seattle, Wash.	2-1	1991
Tempe, Ariz.	3-0	1996
Tucson, Ariz.	0-1	1987
Tulsa, Okla.	2-0	2011
Washington, D.C.	0-1	2008*

ARIZONA RECORD AS A SEEDED TEAM

Seed	Record	Years
No. 1	16-6	88, 89, 98, 00, 03, 14
No. 2	18-8	90, 91, 93, 94, 01, 15, 17, 23, 24
No. 3	7-4	92, 96, 02, 05
No. 4	6-2	97, 99*, 18
No. 5	3-2	95, 11
No. 6	2-2	13, 16
No. 8	1-2	06, 07
No. 9	0-2	86, 04
No. 10	0-3	85, 87, 08*
No. 12	2-1	09

ARIZONA RECORD VS. SEEDED TEAMS

Seed	Record	Years
No. 1	7-7	88, 94, 97, 01, 05, 06, 09, 11, 15
No. 2	2-5	88, 96, 02, 03, 05, 13, 14
No. 3	2-3	91, 94, 98, 01, 11
No. 4	3-1	89, 98, 11, 14
No. 5	3-0	88, 03, 09
No. 6	2-0	96, 15
No. 7	2-4	85, 87, 90, 94, 08, 17
No. 8	2-3	86, 88, 00, 04, 14
No. 9	4-1	89, 98, 03, 06, 07
No. 10	4-0	91, 97, 01, 15
No. 11	3-2	02, 05, 13, 16, 17
No. 12	2-1	95, 97, 11
No. 13	2-2	97, 99*, 09, 18
No. 14	4-1	92, 96, 02, 05, 13
No. 15	7-2	90, 91, 93, 94, 01, 15, 17, 23, 24
No. 16	6-0	88, 89, 98, 00, 03, 14

*Indicates a vacated NCAA appearance



2000 - WEST REGION (NO. 1 SEED)

First	Salt Lake City, Utah	(16) Jackson State	W, 78-47	Michael Wright, 19
Second	Salt Lake City, Utah	(8) Wisconsin	L, 59-66	Gilbert Arenas, 21

2001 - MIDWEST REGION (NO. 2 SEED)

First	Kansas City, Mo.	(15) Eastern Illinois	W, 101-76	Gilbert Arenas, 21
Second	Kansas City, Mo.	(10) Butler	W, 73-52	Gilbert Arenas, 15
Regional Semifinal	San Antonio, Texas	(3) Mississippi	W, 66-56	Loren Woods, 16
Regional Final	San Antonio, Texas	(1) Illinois	W, 87-81	Gilbert Arenas, 21
National Semifinal	Minneapolis, Minn.	(1) Michigan State	W, 80-61	Jason Gardner, 21
National Final	Minneapolis, Minn.	(1) Duke	L, 72-82	Loren Woods, 22

2002 - WEST REGION (NO. 3 SEED)

First	Albuquerque, N.M.	(14) UC-Santa Barbara	W, 86-81	Jason Gardner, 28
Second	Albuquerque, N.M.	(11) Wyoming	W, 68-60	Luke Walton, 21
Regional Semifinal	San Jose, Calif.	(2) Oklahoma	L, 67-88	Jason Gardner, 14

2003 - WEST REGION (NO. 1 SEED)

First	Salt Lake City, Utah	(16) Vermont	W, 80-51	Salim Stoudamire, 18
Second	Salt Lake City, Utah	(9) Gonzaga	W, 96-95 (2OT)	Gardner/Frye, 22
Regional Semifinal	Anaheim, Calif.	(5) Notre Dame	W, 88-71	Jason Gardner, 19
Regional Final	Anaheim, Calif.	(2) Kansas	L, 75-78	Jason Gardner, 23

2004 - ATLANTA REGION (NO. 9 SEED)

First	Raleigh, N.C.	(8) Seton Hall	L, 76-80	Andre Iguodala, 19
-------	---------------	----------------	----------	--------------------

2005 - CHICAGO REGION (NO. 3 SEED)

First	Boise, Idaho	(14) Utah State	W, 66-53	Frye/Stoudamire, 17
Second	Boise, Idaho	(11) UAB	W, 85-63	Salim Stoudamire, 28
Regional Semifinal	Rosemont, Ill.	(2) Oklahoma State	W, 79-78	Adams/Stoudamire, 19
Regional Final	Rosemont, Ill.	(1) Illinois	L, 89-90 (OT)	Channing Frye, 24

2006 - MINNEAPOLIS REGION (NO. 8 SEED)

First	Philadelphia, Pa.	(9) Wisconsin	W, 94-65	Hassan Adams, 21
Second	Philadelphia, Pa.	(1) Villanova	L, 78-82	Marcus Williams, 24

2007 - WEST REGION (NO. 8 SEED)

First	New Orleans, La.	(9) Purdue	L, 63-72	Chase Budinger, 15
-------	------------------	------------	----------	--------------------

2008 - WEST REGION (NO. 10 SEED)*

First	Washington, D.C.	(7) West Virginia	L, 65-75	Chase Budinger, 23
-------	------------------	-------------------	----------	--------------------

2009 - MIDWEST REGION (NO. 12 SEED)

First	Miami, Fla.	(5) Utah	W, 84-71	Nic Wise, 29
Second	Miami, Fla.	(13) Cleveland State	W, 71-57	Nic Wise, 21
Regional Semifinal	Indianapolis, Ind.	(1) Louisville	L, 64-103	Chase Budinger, 22

2011 - WEST REGION (NO. 5 SEED)

Second	Tulsa, Okla.	(12) Memphis	W, 77-75	Derrick Williams, 22
Third	Tulsa, Okla.	(4) Texas	W, 70-69	Derrick Williams, 17
Regional Semifinal	Anaheim, Calif.	(1) Duke	W, 93-77	Derrick Williams, 32
Regional Final	Anaheim, Calif.	(3) Connecticut	L, 63-65	Derrick Williams, 20

2013 - WEST REGION (NO. 6 SEED)

Second	Salt Lake City, Utah	(11) Belmont	W, 81-64	Mark Lyons, 23
Third	Salt Lake City, Utah	(14) Harvard	W, 74-51	Mark Lyons, 27
Regional Semifinal	Los Angeles, Calif.	(2) Ohio State	L, 70-73	Mark Lyons, 23

2014 - WEST REGION (NO. 1 SEED)

Second	San Diego, Calif.	(16) Weber State	W, 68-59	Nick Johnson, 18
Third	San Diego, Calif.	(8) Gonzaga	W, 84-61	Gordon/Hollis-Jefferson, 18
Regional Semifinal	Anaheim, Calif.	(4) San Diego State	W, 70-64	Three players, 15
Regional Final	Anaheim, Calif.	(2) Wisconsin	L, 63-64 (OT)	Nick Johnson, 16

2015 - WEST REGION (NO. 2 SEED)

Second	Portland, Ore.	(15) Texas Southern	W, 93-72	Rondae Hollis-Jefferson, 23
Third	Portland, Ore.	(10) Ohio State	W, 73-58	McConnell/York, 19
Regional Semifinal	Los Angeles, Calif.	(6) Xavier	W, 68-60	T.J. McConnell, 17
Regional Final	Los Angeles, Calif.	(1) Wisconsin	L, 78-85	Ashley/Hollis-Jefferson, 17

2016 - SOUTH REGION (NO. 6 SEED)

First	Providence, R.I.	(11) Wichita State	L, 55-65	Kadeem Allen, 11
-------	------------------	--------------------	----------	------------------

***2017 - WEST REGION (NO. 2 SEED)**

*First	Salt Lake City, Utah	(15) North Dakota	W, 100-82	Lauri Markkanen, 20
*Second	Salt Lake City, Utah	(7) Saint Mary's	W, 69-60	Lauri Markkanen, 16
*Regional Semifinal	San Jose, Calif.	(11) Xavier	L, 71-73	Allonzo Trier, 19

***2018 - SOUTH REGION (NO. 4 SEED)**

*First	Boise, Idaho	(13) Buffalo	L, 68-89	Dusan Ristic, 16
--------	--------------	--------------	----------	------------------

2022 - SOUTH REGION (NO. 1 SEED)

First	San Diego	(16) Wright State	W, 87-70	Benedict Mathurin, 18
Second	San Diego	(9) TCU	W, 85-80 (OT)	Benedict Mathurin, 30
Regional Semifinal	San Antonio	(5) Houston	L, 60-72	Dalen Terry, 17

2023 - SOUTH REGION (NO. 2 SEED)

First	Sacramento, Calif	(15) Princeton	L, 55-59	Azuolas Tubelis, 22
-------	-------------------	----------------	----------	---------------------

2024 - WEST REGION (NO. 2 SEED)

First	Salt Lake City, Utah	(15) Long Beach St.	W, 85-65	Kylan Boswell, 20
Second	Salt Lake City, Utah	(7) Dayton	W, 78-68	Caleb Love, 19

**ARIZONA RECORD VS. NCAA
TOURNEY OPPONENTS**

Opponent	Record	Last
Alabama	0-2	1990
Arkansas	0-1	1994
Auburn	0-1	1986
Belmont	1-0	2013
Buffalo	0-1*	2018
Butler	1-0	2001
BYU	1-0	1991
Clemson	1-0	1989
Cleveland State	1-0	2009
College of Charleston	1-0	1997
Connecticut	0-1	2011
Cornell	1-0	1988
Dayton	1-0	2024
Duke	1-1	2011
East Tennessee State	0-1	1992
Eastern Illinois	1-0	2001
Georgetown	1-0	1976
Gonzaga	2-0	2014
Harvard	1-0	2013
Houston	0-1	2022
Illinois	1-1	2005
Illinois State	1-0	1998
Iowa	2-0	1996
Jackson State	1-0	2000
Kansas	1-2	2003
Kansas State	0-1	1951
Kentucky	1-0	1997
Long Beach St.	1-0	2024
Louisville	1-1	2009
Loyola (Md.)	1-0	1994
Maryland	1-0	1998
Memphis	1-0	2011
Miami (Ohio)	0-1	1995
Michigan State	1-0	2001
Mississippi	1-0	2001
Missouri	1-0	1994
Nicholls State	1-0	1998
North Carolina	2-0	1997
North Dakota	1-0*	2017
Notre Dame	1-0	2003
Ohio State	1-1	2015
Oklahoma*	0-3	2002
Oklahoma State	1-0	2005
Princeton	0-1	2023
Providence	1-0	1997
Purdue	0-1	2007
Robert Morris	1-0	1989
Saint Francis (Pa.)	1-0	1991
Saint Mary's	1-0*	2017
San Diego State	1-0	2014
Santa Clara	0-1	1993
Seton Hall	1-2	2004
South Alabama	1-0	1997
South Florida	1-0	1990
Southern Illinois	0-1	1977
Texas	1-0	2011
Texas Christian (TCU)	1-0	2022
Texas Southern	1-0	2015
UAB	1-0	2005
UCLA	0-1	1976
UC-Santa Barbara	1-0	2002
UNLV	1-1	1989
Utah	1-1	2009
Utah State	1-0	2005
UTEP	0-1	1987
Valparaiso	1-0	1996
Vermont	1-0	2003
Villanova	0-1	2006
Virginia	1-0	1994
Weber State	1-0	2014
West Virginia*	0-1	2008
Wichita State	0-1	2016
Wisconsin	1-3	2015
Wright State	1-0	2022
Wyoming	1-0	2002
Xavier	1-1*	2017


*Indicates a vacated NCAA appearance



2023-24 ROSTER




0
Jaden Bradley
 6-3 • 200 • G
 Sophomore
 Rochester, N.Y
 (Alabama)



1
Filip Borovicanin
 6-9 • 225 • F
 Sophomore
 Belgrade, Serbia
 (KK Beko)



2
Caleb Love
 6-4 • 205 • G
 Senior
 St. Louis, Mo.
 (North Carolina)



3
Pelle Larsson
 6-6 • 215 • G
 Senior
 Nacka, Sweden
 (Utah)



4
Kylan Boswell
 6-2 • 200 • G
 Sophomore
 Champaign, Ill.
 (Compass Prep HS)



5
KJ Lewis
 6-4 • 205 • G
 Freshman
 El Paso, Texas
 (Duncanville)



11
Oumar Ballo
 7-0 • 260 • C
 R - Senior
 Koulikoro, Mali
 (Gonzaga)



13
Henri Veesaar
 7-0 • 225 • F
 Sophomore
 Tallinn, Estonia
 (Real Madrid)




14
Motiejus Krivas
 7-2 • 260 • C
 Freshman
 Siauliai, Lithuania
 (Kaunas Zalgiris 2)




15
Grant Weitman
 6-4 • 205 • G
 Senior
 Tucson, Ariz.
 (Salpointe HS)




16
Keshad Johnson
 6-7 • 225 • F
 Senior
 Oakland, Calif.
 (San Diego State)



23
Paulius Murauskas
 6-8 • 225 • F
 Freshman
 Kaunas, Lithuania
 (Lietkabelis)



24
Luke Champion
 6-8 • 205 • F
 Senior
 Suwanee, Ga.
 (Missouri Western State)



44
Dylan Anderson
 7-0 • 240 • F
 Sophomore
 Gilbert, Ariz.
 (Perry HS)



55
Conrad Martinez
 6-0 • 165 • G
 Freshman
 Granollers, Spain
 (Joventut)



Tommy Lloyd
 Head Coach
 3rd season



Jack Murphy
 Associate HC
 5th season



Steve Robinson
 Assistant Coach
 3rd season



Riccardo Fois
 Assistant Coach
 3rd season