

SYRACUSE (20-10, 11-8) AT CLEMSON (20-9, 10-8)

Tuesday, March 5, 2024 • Littlejohn Coliseum • Clemson, S.C. • 7:00 p.m. • ESPN2

2023-24 SCHEDULE

November		
	6 NEW HAMPSHIRE	W, 83-72
	8 CANISIUS	W, 89-77
	14 COLGATE	W, 79-75
Maui Jim Maui Invitational, Honolulu, Hawaii		
	20 vs. #7/8 Tennessee	L, 56-73
	21 vs. #11/10 Gonzaga	L, 57-76
	22 vs. Chaminade	W, 105-56
ACC/SEC Challenge		
	28 LSU	W, 80-57
December		
	2 at rv/rv Virginia	L, 62-84
	5 CORNELL	W, 81-70
	9 at Georgetown	W, 80-68
	17 vs. Oregon in Sioux Falls, S.D.	W, 83-63
	21 NIAGARA	W, 83-71
	30 PITTSBURGH	W, 81-73
January		
	2 at #14/15 Duke	L, 66-86
	10 BOSTON COLLEGE	W, 69-59
	13 at #7/7 North Carolina	L, 67-103
	16 at Pittsburgh	W, 69-58
	20 MIAMI	W, 72-69
	23 FLORIDA STATE	L, 69-85
	27 NC STATE	W, 77-65
	30 at Boston College	L, 75-80
February		
	3 at Wake Forest	L, 70-99
	7 LOUISVILLE	W, 94-92
	10 CLEMSON	L, 68-77
	13 #7/5 NORTH CAROLINA	W, 86-79
	17 at Georgia Tech	L, 60-65
	20 at NC State	W, 87-83
	24 NOTRE DAME	W, 88-85
	27 VIRGINIA TECH	W, 84-71
March		
	2 at Louisville	W, 82-76
	5 at Clemson	7:00 p.m.
ACC Tournament, Washington, D.C.		
	12-16 ACC Tournament	TBA

ESPN 2 **TK99** **WAER** 88.3
CLASSIC ROCK 99.5/105.5

Reece Davis
Sean Farnham

Matt Park
Jim Satalin

Francesco Simone
Andrew Selover

SU Completes Regular Season

Syracuse closes out its regular season with an ACC encounter at Clemson on Tuesday, March 5. The matchup gives the Orange one more chance to solidify its seed in the upcoming ACC Tournament.

The Syracuse-Clemson Series



- ✓ The Tigers hold a 9-6 lead in the all-time series with Syracuse.
- ✓ Clemson has captured the last two matches, including a 77-68 decision in Syracuse on Feb. 10.
- ✓ The Tigers have a 6-1 record against Syracuse at Littlejohn Coliseum.

Syracuse Notes

- ✓ The Orange bring a four-game winning streak into Tuesday's tilt.
- ✓ Sophomore guard **Judah Mintz** ranks second in the ACC in scoring (18.7 ppg.) and steals (2.17 spg.) averages.
- ✓ Sophomore forward **Chris Bell** has connected on .440 of his 3-point tries in ACC play (51-of-116).
- ✓ Sophomore guard **JJ Starling** has scored in double figures in 15 straight contests.

Clemson Notes









- ✓ The Tigers lost at Notre Dame on Saturday, 69-62.
- ✓ Senior center **PJ Hall** tops the team in scoring (18.6 ppg.) and rebounding (7.0) averages.
- ✓ Graduate guard **Joseph Girard** (15.5 ppg.), who spent four years at SU, ranks third in Division I free throw percentage (.951)
- ✓ Junior forward **Ian Shieffelin** is second in the ACC in rebound average (9.5 rpg.).

	VS.	
2023-24	Season	2023-24
20-10	W-L	20-9
6-4	Last 10	7-3
4-1	Last 5	3-2
76.7	PPG	77.8
74.9	OPP PPG	70.7
+1.8	Margin	+7.1
.461	FG %	.468
.456	FG % DEF	.411
.336	3PT %	.356
.338	3PT % DEF	.336
.721	FT %	.781
33.6	RPG	37.3
37.7	OPP RPG	33.4
-4.1	Margin	+3.9
13.9	Assists PG	14.9
11.3	Turnovers PG	10.2
1.2	A/TO Ratio	10.5
4.2	Blocks PG	4.1
9.3	Steals PG	4.3

SYRACUSE STORYLINES

1. Syracuse has posted 20 regular-season wins for the first time since 2013-14.
2. The Orange have topped 80 points in six of its last eight games.
3. **Maliq Brown** leads the ACC in steals (67) and steals average (2.23 spg.).

SYRACUSE TOP EIGHT

2023-24					2023-24				
No.	Player	Pos.	Class	PPG RPG	No.	Player	Pos.	Class	PPG RPG
	0 Kyle Cuffe Jr.	G	RSO.	3.2 1.1		4 Chris Bell	F	So.	12.2 2.4
Had eight points vs. UNH and Oregon					Career-best 30 points, eight 3-pointers vs. Louisville				
Scored a career-high 13 points vs. Chaminade					26 points and eight 3-pointers at NC State				
	1 Maliq Brown	F	So.	9.4 6.8		5 Justin Taylor	G	So.	5.2 4.0
Leads ACC in steals average					Produced 15 points and eight boards vs. Cornell				
Collegiate-high 26 points at Duke					Tallied 14 points, 10 boards vs. Chaminade				
	2 JJ. Starling	G	So.	13.7 3.3		23 Peter Carey	C	So.	0.7 0.9
Career-best 26 in win against NC State					Four points at Boston College				
Posted 23 points vs. #7/5 North Carolina					Grabbed four boards in 10 minutes vs. NC State				
	3 Judah Mintz	G	So.	18.6 3.2		24 Quadir Copeland	G	So.	9.4 4.8
Career-high 33 points vs. LSU					Career-high 25 points at NC State				
Eighth in FTM among Division I players					22 points against Pitt				

2023-24 SYRACUSE BASKETBALL ROSTER

Alphabetical

No.	Name	Pos.	Ht.	Wt.	Yr.	Hometown (H.S./Prep/College)
4	Bell, Chris	F	6-7	188	So.	Concord, Calif. (De La Salle/Wasatch Academy)
1	Brown, Maliq	F	6-8	222	So.	Culpeper, Va. (Blue Ridge)
23	Carey, Peter	C	6-11	205	So.	Sunderland, Mass. (Northfield Mt. Herman/ Frontier Regional)
12	Clayton, Anthony	G	6-0	180	Jr.	Albany, N.Y. (Avon Old Farms, Conn./Clark)
24	Copeland, Quadir	G	6-6	200	So.	Philadelphia, Pa. (Gettysburg/Life Center Academy, N.J./IMG Academy, Fla.)
0	Cuffe Jr., Kyle	G	6-2	190	RSO.	Harlem, N.Y. (Blair Academy/Kansas)
34	Gatty, Chris	G	6-2	175	Fr.	Katonah, N.Y. (The Master's School)
55	Hima, Mounir	C	6-11	240	Jr.	Niamey, Niger (St. Mary's Assumption, N.J./St. Benedict's, N.J./Duquesne)
10	McLeod, Naheem	C	7-4	265	Jr.	Philadelphia, Pa. (Plymouth Whitmarsh/Chipola College, Pa./Florida State)
3	Mintz, Judah	G	6-4	185	So.	Fort Washington, Md. (Gonzaga College H.S./Oak Hill Academy)
30	Owens, Chaz	F	6-5	205	Sr.	Blue Bell, Pa. (Wissahickon/Shipley School/ Scotland Campus/Ranger College)
21	Patterson, William	C	7-2	220	Fr.	Brooklyn, N.Y. (Bishop Walsh, Md./New Heights, N.Y./Patrick School, N.J.)
14	Ruffin, Niko	G	5-10	170	Jr.	Cresskill, N.J. (Paramus Catholic)
2	Starling, J.J.	G	6-4	206	So.	Baldwinsville, N.Y. (Baldwinsville/La Lumiere School, Ind./Notre Dame)
5	Taylor, Justin	G	6-6	218	So.	Charlottesville, Va. (St. Anne's Bellfield/IMG Academy, Fla.)
11	Westry, Chance	G	6-6	190	So.	Harrisburg, Pa. (AZ Compass Press School/Sierra Canyon, Calif./Trinity, Pa./Auburn)

Head Coach: Adrian Autry





Associate Head Coach: Gerry McNamara

Assistant Coaches: Allen Griffin, Brenden Straughn

Pronunciation Guide

Maliq Brown	mah-LEEK	Naheem McLeod	nah-HEEM
Quadir Copeland	kwa-DEER	Judah Mintz	jou-DAH
Mounir Hima	mo-NEER HEE-muh	Niko Ruffin	NEE-ko




SYRACUSE KEY RESERVES

2023-24						2023-24					
No.	Player	Pos.	Class	PPG	RPG	No.	Player	Pos.	Class	PPG	RPG
	10 Naheem McLeod	C	Jr.	3.9	4.3		21 Will Patterson	C	Fr.	0.0	0.0
<i>Out for the season with right foot injury</i>						<i>Two rebounds, two blocks vs. Saint Rose</i>					
<i>Equalled career best with nine boards vs. Canisius</i>						<i>Lone freshman scholarship player on the SU roster</i>					
	11 Chance Westry	G	So.	0.0	0.0		55 Mounir Hima	C	Jr.	0.3	0.5
<i>Transfer from Auburn</i>						<i>Posted four points at Georgetown</i>					
<i>Injured during the preseason.</i>						<i>Had a rebound and blocked shot at Boston College</i>					

ORANGE IN THE NBA

Player	at SU	Team	Notes	<i>includes games of 3/3/2024</i>
	Oshae Brissett	2018-19	Boston	40 games, 3.7 ppg., 2.8 rpg.
	Jerami Grant	2012-14	Portland	52 games, 21.1 ppg., 3.6 rpg.
	Cole Swider	2021-22	Miami	11 games, 2.3 ppg., 0.4 rpg.

ORANGE IN THE G-LEAGUE *regular season*

Player	at SU	Team	Notes	<i>includes games of 3/3/2024</i>
	Buddy Boeheim	2018-22	Motor City	25 games, 15.6 ppg., 3.9 rpg.
	Elijah Hughes	2017-20	Wisconsin Herd	23 games, 11.3 ppg., 3.5 rpg.
	Cole Swider	2021-22	Sioux Falls	11 games, 25.3 ppg., 7.6 rpg.

ORANGE CAREER TOTALS

includes Louisville game

Double-Digit Scoring Games

Name	2023-24	Total
Judah Mintz	28	54
Chris Bell	17	25
Maliq Brown	14	22
JJ Starling	22	22
Quadir Copeland	13	14
Benny Williams	2	12
Justin Taylor	8	11
Kyle Cuffe, Jr.	1	1
Naheem McLeod	1	1

20 + Point Games (does not include 30+)

Name	2023-24	Total
Judah Mintz	14	22
Chris Bell	5	5
JJ Starling	4	4
Quadir Copeland	2	2
Maliq Brown	1	1
Justin Taylor		1
Benny Williams		1

30 + Point Games

Name	2023-24	Total
Chris Bell	1	1
Judah Mintz	1	1

10 + Rebound Games

Name	2023-24	Total
Maliq Brown	5	6
Benny Williams		2
Quadir Copeland	1	1
Justin Taylor	1	1

Double-Double

Name	2023-24	Total
Maliq Brown	3	4
Judah Mintz	1	2
Benny Williams		2
Quadir Copeland	1	1
Justin Taylor	1	1

10+ Assist Games

Name	2023-24	Total
Judah Mintz	1	2

3+ Block Games

Name	2023-24	Total
Naheem McLeod	6	6
Mounir Hima		3
Chris Bell	2	2
Maliq Brown	2	2
Benny Williams		1

3+ Steal Games

Name	2023-24	Total
Judah Mintz	12	20
Maliq Brown	9	10
Quadir Copeland	7	7
Benny Williams	1	4
Justin Taylor	1	2
J.J. Starling	1	1

Starts

Name	2023-24	Total	Consec.
Justin Taylor	30	32	32
Chris Bell	30	58	30
J.J. Starling	30	30	30
Maliq Brown	16	41	16
Judah Mintz	29	59	16
Quadir Copeland	1	1	
Naheem McLeod	14	14	
Benny Williams		22	

stats with Syracuse only

SYRACUSE-CLEMSON SERIES



ALL-TIME SERIES

Overall	Clemson leads, 9-6
Home Total (Dome)	Syracuse leads, 5-2
Away Total (Littlejohn Coliseum)	Clemson leads, 6-1
Neutral Site	Clemson leads, 1-0
Current SYR Streak	L2
Longest SYR Winning Streak	3 (2017-2019)
Longest SYR Losing Streak	3 (2019-present)
Largest SYR Margin of Victory	13 (91-78, 1/18/2022)
	13 (57-44, 2/9/2014)
Largest SYR Margin of Defeat	18 (91-73, 2/22/2023)

ALL-TIME RESULTS

Date	Site	W-L SU-OPP
12/2/1960	Memorial Athletic Center	L 67-78
<i>Tigers' Patterson scores 23 at Kent State Tournament.</i>		
3/21/2007	Littlejohn Coliseum (NIT)	L 70-74
<i>Devendorf's 23 not enough in NIT Quarterfinal defeat.</i>		
2/9/2014	Carrier Dome	W 57-44
<i>Top-ranked 'Cuse win streak reaches 23 after Fair scores 19.</i>		
1/17/2015	Littlejohn Coliseum	L 53-66
<i>Blossomgame tallies 15 points, 12 boards in Tiger triumph.</i>		
1/5/2016	Carrier Dome	L 73-74 OT
<i>A 3-pointer from Clemson's DeVoe put the game into OT.</i>		
2/7/2017	Littlejohn Coliseum	W 82-81
<i>Battle sinks a last-second 3-pointer for the win.</i>		
3/3/2018	Carrier Dome	W 55-52
<i>Battle and Brissett each contribute 17 points.</i>		
1/9/2019	Carrier Dome	W 61-53
<i>Hughes leads four double-digit scorers with 14.</i>		
3/9/2019	Littlejohn Coliseum	L 55-67
<i>Reed notches 24 points, 10 boards in Clemson's win.</i>		
1/28/2020	Littlejohn Coliseum	L 70-71
<i>Trapp's layup with two seconds left seals win for Tigers.</i>		
2/6/2021	Littlejohn Coliseum	L 61-78
<i>Simms records double-double (18 pts., 11 reb.).</i>		
3/3/2021	Carrier Dome	W 64-61
<i>Alan Griffin posts 22 points and 10 rebounds.</i>		
1/18/2022	Carrier Dome	W 91-78
<i>Buddy Boeheim has 25, Joseph Girard 23 in triumph.</i>		
2/22/2023	Littlejohn Coliseum	L 73-91
<i>Tyson tallied 29 points and 10 boards for Tigers.</i>		
2/10/2024	JMA Wireless Dome	L 68-77
<i>Clemson's Girard scored 18 in his return to the Dome.</i>		

TEAM HIGHS

Points: 91 (at SU, 1/18/2022)
Rebounds: 39 (at SU, 1/18/2022)
Assists: 18 (at SU, 1/5/2016) OT
Steals: 14 (at SU, 2/10/2024)
Blocks: 7 (at SU, 1/9/19); (at SU, 3/3/2018)
Fewest Turnovers: 5 (at SU, 2/9/2014)
Field Goals Made: 31 (at SU, 1/18/2022)
Field Goal Attempts: 64 (at SU, 2/10/2024)
Best FG Percentage: .534, 31-58 (at SU, 1/18/2022)
Free Throws Made: 20 (at CU, 2/6/2021); (at SU, 1/18/2022)
Free Throw Attempts: 28 (at CU, 3/21/2007)
Best FT Percentage: .933, 14-15 (at CU, 1/28/20)
3-Point FGs Made: 13 (at SU, 1/5/2016) OT
3-Point FGs Attempted: 34 (at SU, 1/5/2016)
Best 3-Point FG Percentage (min. 5 made): .409, 9-22 (at SU, 1/18/2022)

INDIVIDUAL HIGHS

Points: 25, Buddy Boeheim (at SU, 1/18/2022)
Rebounds: 13, Tyler Roberson (at CU, 1/17/2015)
Assists: 8, John Gillon (at CU, 2/7/2017)
Steals: 6, Kadary Richmond (at CU, 2/6/2021)
Blocks: 4, Jesse Edwards (at SU, 1/18/2022); Alan Griffin (at SU, 3/3/2021); Paschal Chukwu (at SU, 3/3/2018)
Turnovers: 7, Demetris Nichols (at CU, 3/21/2007)
Field Goals Made: 10, Rakeem Christmas (at CU, 1/17/15)
Field Goal Attempts: 21, Buddy Boeheim (at CU, 1/28/20)
Best FG Percentage (min. 7 made): .769, 10-13, Rakeem Christmas (at CU, 1/17/15)
Free Throws Made: 8, Elijah Hughes (at CU, 1/28/20); Oshae Brissett (at SU, 3/3/2018)
Free Throw Attempts: 10, Jesse Edwards (at SU, 1/18/22)
Best FT Percentage: 1.000, 7-7, Alan Griffin (at CU, 2/6/2021); John Gillon (at CU, 2/7/2017)
3-Point FGs Made: 6, Alan Griffin (at SU, 3/3/2021); Malachi Richardson (at SU, 1/5/2016) OT
3-Point FGs Attempted: 13, Michael Gbinije (at SU, 1/5/2016) OT
Best 3-Point FG Percentage (min. 3 made): .800, 4-5, Joseph Girard (at SU, 1/18/2022)

2023-24 ACC STANDINGS

includes games of 3/2

	ACC	Overall
School	W-L	W-L
1. North Carolina	15-3	23-6
2. Duke	14-4	23-6
3. Virginia	12-7	21-9
4. Syracuse	11-8	20-10
5. Clemson	10-8	20-9
Pittsburgh	10-8	19-10
Wake Forest	10-8	18-11
8. Florida State	9-9	15-14
NC State	9-9	17-12
10. Virginia Tech	8-10	16-13
11. Notre Dame	7-11	12-17
12. Boston College	6-12	15-14
Miami	6-12	15-14
Georgia Tech	6-12	13-16
15. Louisville	3-15	8-21


2023 ACC PRESEASON POLL

1. Duke (44)	757
2. Miami (5)	693
3. North Carolina (1)	670
4. Virginia (1)	593
5. Clemson	570
6. Wake Forest	440
7. NC State	420
8. Virginia Tech	390
9. Pittsburgh	380
10. Syracuse	321
11. Florida State	294
12. Boston College	227
13. Georgia Tech	157
14. Louisville	108
15. Notre Dame	100

first-place votes in parentheses

ORANGE OVERSEAS

	Player	at SU	Team	Notes
	Jimmy Boeheim	2021-22	Tigers Tuebingen (Germany)	21 games, 14.2 ppg., 3.7 rpg.
	Rakeem Christmas	2011-15	Marineros (Dominican Republic)	
	Paschal Chukwu	2016-19	Monthey-Chablais (Switzerland)	signed 3/4/2024
	Marek Dolezaj	2017-21	Keflavik IF (Iceland)	17 games, 11.8 ppg., 7.4 rpg.
	Tyler Ennis	2013-14	Napoli Basket (Italy)	21 games, 13.3 ppg., 6.7 apg.
	Michael Gbinije	2013-16	Tabiat (Iran)	18 games, 12.3 ppg., 5.2 rpg.
	John Gillon	2016-17	KK MZT Skopje Aerodrom (Prva Liga)	signed 2/21/2024
	Rick Jackson	2007-11	Satria Muda Pertamina (Indonesia)	16 games, 9.2 ppg., 1.0 apg.
	Chris McCullough	2014-15	Taishin Dreamers (Taiwan)	12 games, 19.8 ppg., 12.6 rpg.
	Kristof Ongenaet	2007-09	Falco Gent (Belgium)	8 games, 3.0 ppg., 3.3 rpg.
	Malachi Richardson	2015-16	Pelita Jaya (Indonesia)	6 games, 10.3 ppg., 3.3 rpg.
	Tyler Roberson	2013-17	La Union (Argentina)	3 games, 4.0 ppg., 3.5 rpg.
	Bourama Sidibe	2017-22	Belize Hurricanes (Belize)	1 game, 15.0 ppg., 6.0 rpg.
	Andrew White	2016-17	Al Rayyan (Qatar)	4 games, 20.3 ppg., 4.5 rpg.



Chris Bell

March Best
Chris Bell
 8 games
 23.0 ppg.
 7.0 rpg.
 0.0 apg.
 3.0 bpg.
 1.0 spg.
 40.0 mpg.

March Regular Season Notes

- ✓ **Mar. 2:** Syracuse won at Louisville, 82-76, and swept the regular-season series with the Cards. **Chris Bell** led the way with 23 points for the Orange.
- ✓ **Judah Mintz** contributed 21 points and Maliq Brown posted his third double-double of the season (10 points-10 rebounds),.



Judah Mintz

February Best
Judah Mintz
 8 games
 19.0 ppg.
 2.9 rpg.
 4.1 apg.
 0.1 bpg.
 2.3 spg.
 35.1 mpg.

February Regular Season Notes

- ✓ **Feb. 27:** Judah Mintz contributed 29 points, six assists and three steals, and the Orange defeated Virginia Tech, 84-71.
- ✓ **J.J. Mintz** had 13 points, six rebounds and five assists and Maliq Brown posted 12 points and eight rebounds in the victory.
- ✓ **Feb. 24:** Judah Mintz tallied 21 points to lead five players in double figures and the Orange defeated Notre Dame on "Jim Boeheim Day," 88-85. The Orange led by as many as 29 during the game and held off the Irish in the final minutes.
- ✓ **Chris Bell** had 18 points, converting six-of-eight from the field, including 4-of-5 of his 3-point tries.
- ✓ **Feb. 20:** **Chris Bell** scored all 26 of his points in the first half and the Orange earned a regular-season sweep of NC State by winning in Raleigh, 87-83. Bell made his first eight 3-point attempts and added two free throws in the opening period.
- ✓ **Quadir Copeland** contributed a career-high 25 points and clinched the win with two free throws with 16 seconds left. **Judah Mintz** added 15 points and became the 66th Syracuse player to score 1,000 career points.

- ✓ **Feb. 17:** The Orange came back from a 10-point, second-half deficit to tie, but ultimately fell at Georgia Tech, 65-60. The Yellow Jackets scored eight of the last 11 points to win.
- ✓ **J.J. Starling** (18 points) and **Judah Mintz** (14) scored in double digits for the Orange. **Maliq Brown** had a club-best eight rebounds and five steals.
- ✓ **Feb. 13:** Syracuse's backcourt of **Judah Mintz** (25 points) and **J.J. Starling** (23 points) combined for 48 points and the Orange upset #7/5 North Carolina, 86-79.
- ✓ The triumph was the Orange's first against a top 10 team since 2019. Syracuse shot a season-best .625 from the field.
- ✓ **Maliq Brown** and **Chris Bell** rounded out Syracuse's double-digit scorers with 14 and 13 points, respectively.
- ✓ **Feb. 10:** Syracuse battled back from a 15-point deficit to tie but Clemson closed the game with a 17-8 run to win, 77-68.
- ✓ **Chris Bell** and **J.J. Starling** each had 16 points, **Judah Mintz** had 14 points.
- ✓ **Feb. 7:** **Quadir Copeland's** layup with five seconds left counted on a goaltending call and the Orange edged Louisville, 94-92. Syracuse shot a season-best .608 from the field (31-of-51) in the triumph.
- ✓ **Chris Bell** had a career-high 30 points and eight 3-pointers. **Judah Mintz** had 21 points and **J.J. Starling** added 19 points.
- ✓ **Malik Brown** had a loaded stat line -- 11 points, 9 rebounds, and career bests in assists (5), blocked shots (6) and steals (5).
- ✓ **Feb. 3:** Wake Forest shot 35-of-53 (.660) from the field, including 12-of-19 (.632) on 3-point attempts, and defeated visiting Syracuse, 99-70. The Orange never led.
- ✓ **J.J. Starling** (15 points), **Judah Mintz** (13 points), **Quadir Copeland** (11 points), and **Justin Taylor** (10 points) posted double-digit point totals.

STATES THE ORANGE HAVE NOT PLAYED IN 12 11

DELAWARE
 IDAHO
 IOWA
 MAINE
 MISSISSIPPI
 MONTANA
 NORTH DAKOTA
 OKLAHOMA
 ✓ SOUTH DAKOTA
 VERMONT
 WASHINGTON
 WYOMING



includes games of 3/3

Team	Stat	NCAA	ACC
W-L %	.667	69th	5th
Scoring	76.7	86th	6th
Scoring Defense	74.9	260th	12th
Scoring Margin	+1.8	179th	10th
Bench Points	20.5	144th	4th
Rebounds	33.6	281st	12th
Off. Rebounds	8.7	289th	12th
Def. Rebounds	24.9	202nd	10th
Rebound Margin	-4.1	318th	15th
Assists	13.9	123rd	8th
Turnovers	11.3	121st	10th
Turnovers Forced	14.8	29th	2nd
Turnover Margin	+3.5	21st	2nd
Steals	9.3	12th	1st
Blocks	4.2	72nd	6th
FG %	.461	99th	6th
FG % Defense	.456	286th	14th
3FG	6.8	233rd	12th
3FG %	.336	200th	11th
3FG % Defense	.338	194th	10th
FT %	.721	169th	11th
FT Made Avg.	14.7	121st	5th
Individual Points			
Judah Mintz	561	45th	2nd
Points Per Game			
Judah Mintz	18.7	59th	2nd
3-pt Field Goal Made			
Chris Bell	80	51st	5th
3-pt Field Goal Average			
Chris Bell	2.7	63rd	5th
3-pt Field Goal Attempts			
Chris Bell	191	97th	6th
Rebounds Per Game			
Maliq Brown	6.9	191st	12th
Defensive Rebounds Per Game			
Maliq Brown	4.6	247th	17th
Offensive Rebounds Per Game			
Maliq Brown	2.3	189th	10th
Assists			
Judah Mintz	134	73rd	2nd
Assists Per Game			
Judah Mintz	4.5	90th	4th
Blocks			
Maliq Brown	27	269th	13th
Steals			
Maliq Brown	67	15th	1st
Judah Mintz	65	19th	2nd
Quadir Copeland	45	157th	7th
Steals Average			
Maliq Brown	2.23	20th	1st
Judah Mintz	2.17	26th	2nd
Quadir Copeland	1.50	195th	10th
Field Goal Attempts			
Judah Mintz	387	109th	7th
Free Throws Made			
Judah Mintz	195	8th	1st
Free Throws Attempts			
Judah Mintz	253	4th	1st
Minutes Played Average			
J.J. Starling	34.4	88th	3rd
Judah Mintz	33.5	159th	5th

2023-24 'CUSE FT AT CRUNCH TIME

includes Louisville game								
No.	Player	5:00-2:00	1:59-1:00	:59-0:00	Total	Pct.	OT	2023-24
3	Mintz	13-15	5-8	13-16	31-39	.795		195-253
24	Copeland	6-10	4-7	11-15	21-32	.656		78-115
1	Brown	6-7	3-4	3-4	12-15	.800		42-59
2	Starling	6-7	10-12	2-3	18-22	.818		39-54
4	Bell	2-2	2-2	2-2	6-6	1.000		30-36
5	Taylor	1-1		4-6	5-7	.714		20-31
13	Williams	3-6		3-4	6-10	.600		14-26
10	McLeod	1-1			1-1	1.000		16-23
0	Cuffe Jr.	1-4		0-1	1-5	.200		6-13
23	Carey	1-2			1-2	.500		1-2
Totals		40-56	24-32	38-51	102-139	.734		441-612
								.721



Judah Mintz

January Best
Judah Mintz

8 games
17.4 ppg.
3.9 rpg.
5.9 apg.
0.0 bpg.
2.0 spg.
35.9 mpg.

January Regular Season Notes

- ✓ **Jan. 30:** Boston College produced a 21-0 scoring run that spanned the two halves and held off a late Syracuse charge to win, 80-75. The Eagles shot .600 from the field and connected on 10 3-pointers.
- ✓ **Judah Mintz** and **J.J. Starling** each had 18 points and **Maliq Brown** contributed 15 points and seven rebounds.
- ✓ **Jan. 27:** **J.J. Starling** (26 points) and **Judah Mintz** (20) combined for 46 points to lead the Orange past NC State, 77-65.
- ✓ Syracuse produced a dominant first half that resulted in a 38-22 Orange advantage at the intermission. SU limited the Wolfpack to 6-of-29 (.207) shooting over the first 20 minutes.
- ✓ **Jan. 23:** Syracuse let a seven-point, second-half lead get away and Florida State ended the Orange's unbeaten home streak, 85-69. Syracuse had won all nine Dome games prior to the loss to the Seminoles.
- ✓ **Judah Mintz** surpassed 20 points for the ninth time this season and finished with 28. **Maliq Brown** equaled his career-high with 12 rebounds.
- ✓ **Jan. 16:** **Quadir Copeland** drained a 3-pointer as time expired and the Orange defeated Miami, 72-69.
- ✓ **J.J. Starling** had 22 points and **Judah Mintz** posted 10 points, eight rebounds and a career-best 13 assists. **Maliq Brown** also contributed a double-double with 10 points and 11 rebounds.
- ✓ **Jan. 16:** Syracuse earned a regular-season sweep of Pittsburgh with a 69-58 road win. **JJ Starling** had a squad-best 17 points and **Judah Mintz** topped the team with a career-high nine rebounds.
- ✓ Seven different Syracuse players tallied 3-pointers and the Orange finished 10-of-17 (.588) from the arc and beyond.
- ✓ **Jan. 13:** The Orange lost at #7 UNC, 103-67. The final score represented Syracuse's largest margin of defeat since a 39-point loss at DePaul in 2006.
- ✓ **Judah Mintz**, who had a squad-best 21 points, topped 20 for the eighth time this season. **Quadir Copeland** had 16 points.
- ✓ **Jan. 10:** Syracuse constructed a 19-point, first-half lead, and held off a late Boston College rally to defeat the Eagles, 69-59.
- ✓ **Chris Bell** scored a game-high 20 points and **Maliq Brown** contributed 19 points, eight rebounds in his first collegiate start.
- ✓ **Jan. 2:** **Quadir Copeland** earned ACC Player of the Week recognition. He had 22 points and nine rebounds in a win against Pittsburgh during the previous week.
- ✓ **Jan. 2:** After holding 14/15 Duke without a 3-point basket in the first half, Syracuse saw the Devils make all eight attempts after the intermission and earn the win, 86-66.
- ✓ **Maliq Brown** had a career-high 26 points and added seven rebounds in 32 minutes off the bench. Judah Mintz had 18 points, six assists and three assists.

1,000 CAREER POINTS BY SCHOOL

No.	School	Total
1.	North Carolina	81
2.	Louisville	69
3.	Duke	68
4.	Notre Dame	67
	Villanova	67
6.	SYRACUSE	66
	Kansas	66
8.	Kentucky	61
9.	Maryland	60
	Ohio State	60
	UCLA	60

2023-24 BY CLASS

includes Louisville game		
Scoring		
Class	PPG	Pct.
Senior	0.0	.000
Junior	5.3	.069
Sophomore	71.5	.931
Freshmen	0.0	.000
Rebounding		
Class	RPG	Pct.
Senior	0.0	.000
Junior	4.6	.151
Sophomore	25.9	.849
Freshmen	0.0	.000
Assists		
Class	APG	Pct.
Senior	0.0	.000
Junior	0.8	.057
Sophomore	13.1	.943
Freshmen	0.0	.000
Blocks		
Class	BPG	Pct.
Senior	0.0	.000
Junior	1.5	.365
Sophomore	2.7	.635
Freshmen	0.0	.000
Steals		
Class	SPG	Pct.
Senior	0.0	.000
Junior	0.7	.071
Sophomore	8.7	.929
Freshmen	0.0	.000
Field Goal Percentage		
Class	Pct.	
Senior.....	.000	
Junior.....	.441	
Sophomore.....	.462	
Freshman.....	.000	
3PT Field Goal Percentage		
Class	Pct.	
Senior.....	.000	
Junior.....	.216	
Sophomore.....	.344	
Freshman.....	.000	
Free Throw Percentage		
Class	Pct.	
Senior.....	.000	
Junior.....	.612	
Sophomore.....	.730	
Freshman.....	.000	

SU DUNK BOARD

includes Louisville game			
Player	Games	Dunks	Career
Maliq Brown	30	41	69
Judah Mintz	30	15	26
Benny Williams	18	12	25
Quadir Copeland	30	15	15
Naheem McLeod	14	8	8
Chris Bell	30	7	10
Mounir Hima	13		5
Peter Carey	13	3	3
Kyle Cuffe	27	2	2
Justin Taylor	30	2	2
J.J. Starling	30	1	1
Total	30	106	

SYRACUSE SHARPSHOOTING

2004-Present

No.	Opponent	Date	FG Pct.	FG-FGA	Final
1.	E. Tennessee	12/15/2007	.758	47-62	W, 125-75
2.	DePaul	3/5/2011	.714	45-64	W, 107-59
3.	Maine	12/5/2009	.651	41-63	W, 101-55
4.	at St. John's	2/24/2009	.649	37-57	W, 87-58
5.	Northern Colorado	11/11/2004	.642	43-67	W, 104-54
6.	Drexel	12/22/2010	.636	35-55	W, 93-65
7.	at Villanova	2/2/2008	.628	27-43	W, 87-73
8.	North Carolina	2/13/2024	.625	30-48	W, 86-79
9.	Florida State	2/11/2016	.620	31-50	W, 85-72
10.	at Rutgers	1/10/2009	.611	33-54	W, 82-66
	at Providence	1/4/2012	.611	33-54	W, 87-73
12.	Louisville	2/7/2024	.608	31-51	W, 94-92
13.	Boston College	1/24/2018	.604	29-48	W, 81-63
14.	Rutgers	1/16/2008	.604	32-53	W, 81-59


December Best
Judah Mintz

6 games
17.7 ppg.
2.8 rpg.
3.3 apg.
0.3 bpg.
2.3 spg.
30.8 mpg.

Judah Mintz

December Regular Season Notes

- ✓ **Dec. 30:** Syracuse came back from an 11-point, second-half deficit, to defeat Pittsburgh, 81-73, in the 125th meeting between the two programs.
- ✓ **Quadir Copeland** had a career-high 22 points, nine rebounds and three steals in 24 minutes of work off the bench. **Maliq Brown** and **Benny Williams** each had 15 points.
- ✓ **Dec. 21:** **Maliq Brown** had 15 points and 10 rebounds off the bench and SU defeated Niagara for the 11th straight time, 83-71.
- ✓ **Judah Mintz** had 18 points and **Quadir Copeland** posted 12 points and eight assists in a reserve role versus the Purple Eagles.
- ✓ **Dec. 17:** Four players, including two reserves, scored in double digits to help Syracuse defeat Oregon, 83-63, in Sioux Falls, S.D. **Judah Mintz** (18), **Quadir Copeland** (15), **J.J. Starling** (14) and **Maliq Brown** (13) paced the Orange offensively.
- ✓ **Copeland**, paced an Orange bench that produced 44 points. He added a squad-best nine rebounds and five assists.
- ✓ **Dec. 9:** The Orange broke open a tight game by shooting .600 (18-of-30) from the field in the second half and defeated Georgetown, 80-68.

- ✓ **Judah Mintz** had 25 points and five steals, **J.J. Starling** had 21 points, and **Quadir Copeland** added 14 points.
- ✓ **Dec. 5:** Syracuse scored 10 of the last 12 points of the contest to outlast Cornell, 81-70. It was the 43rd consecutive victory in the series for the Orange.
- ✓ **Judah Mintz** had a game-high 28 points, including five 3-pointers, **Chris Bell** had 19 points and four blocks, and **Justin Taylor** posted 15 points and eight rebounds.
- ✓ **Dec. 2:** Virginia used a 21-3, second-half run to break open the contest and the Cavs defeated the Orange, 84-62.
- ✓ **J.J. Starling** had 16 points and **Maliq Brown** added 10 points and five rebounds.

DIVISION I AVERAGE AGE

School	Avg.*
1. Virginia Military Institute	19.10
2. Saint Francis	19.58
3. Marquette	19.75
Siena	19.75
5. Arizona	19.77
6. Elon	19.90
7. Kentucky	20.00
8. North Carolina A&T	20.00
9. UCLA	20.10
10. Vanderbilt	20.12
11. Belmont	20.15
12. Ohio State	20.15
13. Pepperdine	20.20
14. Oregon State	20.30
15. San Diego	20.33
16. George Washington	20.40
Syracuse	20.40
18. Colorado	20.53
19. Valparaiso	20.82

* scholarship players

research compiled by David Musil, St. Francis

ORANGE CAREER TOTALS

includes Louisville game

Career Points

Name	Games	Points
Judah Mintz	62	1,082
Chris Bell	60	565
Maliq Brown	59	447
J.J. Starling	30	407
Quadir Copeland	50	321
Justin Taylor	59	279
Kyle Cuffe	27	83
Naheem McLeod	14	54
Mounir Hima	40	31
Peter Carey	16	9

Career Rebounds

Name	Games	Rebounds
Maliq Brown	59	340
Justin Taylor	59	173
Quadir Copeland	50	172
Judah Mintz	62	167
Chris Bell	60	125
J.J. Starling	30	100
Naheem McLeod	14	60
Mounir Hima	40	53
Kyle Cuffe	27	29
Peter Carey	16	15

Career Assists

Name	Games	Assists
Judah Mintz	62	282
Quadir Copeland	50	94
Maliq Brown	59	80
J.J. Starling	30	54
Justin Taylor	59	50
Chris Bell	60	34
Kyle Cuffe	27	14
Mounir Hima	40	5
Peter Carey	16	2
Naheem McLeod	14	1

Career Blocks

Name	Games	Blocks
Maliq Brown	59	42
Chris Bell	60	30
Mounir Hima	40	29
Naheem McLeod	14	27
Justin Taylor	59	14
Quadir Copeland	50	8
Judah Mintz	62	8
J.J. Starling	30	6
Kyle Cuffe	27	5
Peter Carey	16	3

Career Steals

Name	Games	Steals
Judah Mintz	62	123
Maliq Brown	59	93
Quadir Copeland	50	54
Justin Taylor	59	40
J.J. Starling	30	26
Chris Bell	60	24
Kyle Cuffe	27	14
Mounir Hima	40	7
Peter Carey	16	3
Naheem McLeod	14	3

stats with Syracuse only

SYRACUSE'S GREATEST COMEBACKS

1976-Present

Deficit	Score	Opponent	Date	Final
24	54-30	COLGATE	11/14/2003	W, 79-75
20	54-34	at Rutgers	1/24/2005	W, 86-84
20	55-35	NOTRE DAME	2/20/2021	W, 75-67
18	75-57	at Villanova	1/15/1994	W, 88-85
18	33-15	at DePaul	1/30/2010	W, 59-57
18	25-7	VILLANOVA	12/28/2013	W, 78-62
17	25-8	vs. Oklahoma St. (NCAA)	3/23/2003	W, 68-56
16	29-13	at Alabama	1/11/1997	W, 70-66
16	27-11	CORNELL	12/3/2008	W, 88-78
16	37-21	vs. Virginia (NCAA)	3/27/2016	W, 68-62
16	75-59	at NC State	2/1/2017	W, 100-93 OT



Judah Mintz

November Best

Judah Mintz

7 games

20.4 ppg.

3.0 rpg.

4.1 apg.

0.1 bpg.

2.1 spg.

31.0 mpg.

November Regular Season Notes

- ✓ **Nov. 28:** Judah Mintz scored a career-high 33 points and led the Orange by LSU, 80-67, in the inaugural ACC/SEC Challenge.
- ✓ **Chris Bell** had 20 points and tied his career-best effort with six 3-pointers. **Maliq Brown** finished with seven points and nine rebounds against the Tigers.
- ✓ **Nov. 22:** Syracuse had seven players score in double figures and Orange defeated Chaminade, 105-56, to close out its trip to the Maui Invitational.
- ✓ **Chris Bell** had 18 points and **Justin Taylor** posted his first career double-double with 14 points and 10 rebounds. **Naheem McLeod** added 13 points and nine rebounds and **Kyle Cuffe Jr.** had a collegiate-best 13 points.
- ✓ **Nov. 21:** The Orange were beaten by #11/10 Gonzaga, 76-57.
- ✓ **Judah Mintz** had 22 points and **J.J. Starling** added 15. Each had four steals.
- ✓ **Nov. 20:** Syracuse lost to #7/8 Tennessee, 73-56, in the Maui Invitational.
- ✓ **Chris Bell** had 16 points and **Judah Mintz** added 15 for the Orange.
- ✓ **Nov. 14:** The Orange rallied from a 24-point, second-half deficit, and defeated Colgate, 79-75. The victory halted the Raiders' two-game win streak in the series.
- ✓ **Chris Bell** scored 25 points and finished with six 3-pointers. **Judah Mintz** added 23 points and eight assists.
- ✓ **Nov. 8:** Syracuse used a 14-0, second-half run, to defeat Canisius, 89-77.

- ✓ **Judah Mintz** had a career-high 26 points and **J.J. Starling** had 17 points and a personal-best seven assists. **Naheem McLeod** grabbed nine rebounds.
- ✓ **Nov. 6:** **Adrian Autry** earned a victory in his first game as SU head coach, guiding the Orange to an 83-72 win against New Hampshire.
- ✓ **Judah Mintz** led five Syracuse performers in double digits with 20 points. **Quadir Copeland** posted his first career double-double with 10 points and 13 rebounds.



Judah Mintz

Exhibition Best

Judah Mintz

2 games

20.0 ppg.

5.0 rpg.

3.5 apg.

0.0 bpg.

1.5 spg.

28.0 mpg.

Exhibition Orange Notes

- ✓ **Nov. 1:** Judah Mintz had 20 points and the Orange beat the College of Saint Rose, 86-61.
- ✓ **Chris Bell** scored 19 points and **Justin Taylor** 10 points and 12 rebounds.
- ✓ **Oct. 27:** Syracuse, led by six players with 10-or-more points, defeated Division II Daemen, 81-68, in its first exhibition game.
- ✓ **Quadir Copeland** and **Justin Taylor** each had 12 points, while **Kyle Cuffe Jr.** and **Benny Williams** had 11 points apiece.

2023-24 ON-CAMPUS CROWD

Date	Game	Arena	Att.
Feb. 24	Notre Dame at SYR	JMA Dome	25,194
Feb. 10	Clemson at SYR	JMA Dome	23,050
Feb. 28	Auburn at Tenn.	Thompson-Boling Arena	22,547
Feb. 24	Texas A&M at Tenn.	Thompson-Boling Arena	22,322
Jan. 6	Ole Miss. at Tenn.	Thompson-Boling Arena	21,932
Jan. 27	NC State at SYR	JMA Dome	21,814
March 2	NC State at UNC	Smith Center	21,750
Feb. 17	Va. Tech at UNC	Smith Center	21,750
Feb. 3	Duke at UNC	Smith Center	21,750
Jan. 13	SYR at UNC	Smith Center	21,750
Dec. 29	Charleston S. at UNC	Smith Center	21,750

2023-24 ATTENDANCE AVG.

Rank	School	G	Attendance	Avg.
1.	North Carolina	14	287,145	20,510
2.	SYRACUSE	16	324,603	20,288
3.	Kentucky	17	338,370	19,904
4.	Tennessee	15	292,411	19,494
5.	Arkansas	17	324,705	19,100
6.	Creighton	16	276,300	17,269
7.	Indiana	17	280,123	16,478
8.	Kansas	15	244,500	16,300
9.	Marquette	15	243,081	16,205
10.	BYU	17	264,430	15,555

Syracuse In The Maui Invitational
1990, 1998, 2013, 2023Ranking
SU Opp

1990 Maui Classic, Maui, Hawaii

11/23	vs. Toledo	W	84-68	13
11/24	vs. Iowa State	W	83-67	13
11/25	vs. Indiana	W	77-74	13 8

1998 Maui Classic, Maui, Hawaii

11/23	vs. Chaminade	W	82-44	22
11/24	vs. Michigan	W	58-46	19
11/25	vs. Indiana	W	76-63	19 17
































2013 EA Sports Maui Invitational, Maui, Hawaii

11/25	vs. Minnesota	W	75-67	8
11/26	vs. California	W	92-81	8
11/27	vs. Baylor	W	74-67	8 18

2023 Maui Jim Maui Invitational, Honolulu, Hawaii

11/20	vs. Tennessee	L	56-73	7
11/21	vs. Gonzaga	L	57-76	11
11/22	vs. Chaminade	W	105-56	

2023-24 OPPONENTS

Date	Opponent	includes games of March 3				TV	
		W-L	Rank	Series	Post		
11/6	NEW HAMPSHIRE	15-13		1-0			ACCN ESPN
11/8	CANISIUS	12-16		47-24			ACCN ESPN
11/14	COLGATE	22-9		128-47			ACCN ESPN
11/20	vs. Tennessee	23-6	4/4	3-4			ESPN 2
11/21	vs. Gonzaga	24-6	19/18	2-1			ESPN
11/22	vs. Chaminade	10-18		2-0			ESPN
11/28	LSU	16-13		1-0			ESPN 2
12/2	at Virginia	21-9		6-13			ESPN 2
12/5	CORNELL	21-6		97-31			ACCN ESPN
12/9	at Georgetown	9-20		54-45			FOX
12/17	vs. Oregon	19-10		1-1			CBS SPORTS NETWORK
12/21	NIAGARA	14-14		56-28			ACCN ESPN
12/30	PITTSBURGH						THE CW
1/2	at Duke	23-6	9/8	6-16			ESPN
1/10	BOSTON COLLEGE						ACCN ESPN
1/13	at North Carolina						ESPN
1/16	at Pittsburgh	19-10		76-50			ESPN
1/20	MIAMI	15-14		21-12			ESPN 2
1/23	FLORIDA STATE	15-14		10-7			ESPN 2
1/27	NC STATE						ACCN ESPN
1/30	at Boston College	15-14		58-27			ACCN ESPN
2/3	at Wake Forest	18-11		11-4			THE CW
2/7	LOUISVILLE						ACCN ESPN
2/10	CLEMSON						ESPN 2
2/13	NORTH CAROLINA	23-6	7/7	7-17			ESPN
2/17	at Georgia Tech	13-16		9-9			THE CW
2/20	at NC State	17-12		14-6			ESPN 2
2/24	NOTRE DAME	12-17		34-23			ESPN
2/27	VIRGINIA TECH	16-13		13-7			ESPN
3/2	at Louisville	8-21		14-19			ACCN ESPN
3/5	at Clemson	20-9		6-9			ESPN 2
TOTAL		420-303, .581					


SU OPPONENT RECORDS

Season	Won-Lost	Pct.
2023-24	420-303	.581
2022-23	430-391	.524
2021-22	471-361	.566
2020-21	301-221	.577
2019-20	439-350	.556
2018-19	576-381	.602
2017-18	624-384	.619
2016-17	565-417	.575
2015-16	594-413	.590
2014-15	527-337	.583

DOME-INATING

Syracuse In The Dome

Season	W-L	Pct.	Unbeaten	
			Start	
2023-24	14-2	.875	9-0	
2022-23	11-7	.611	1-0	
2021-22	11-5	.688	2-0	
2020-21	13-1	.929	5-0	
2019-20	11-7	.611	0-1	
2018-19	13-6	.684	6-0	
2017-18	14-5	.737	8-0	
2016-17	17-4	.810	6-0	
2015-16	13-4	.765	3-0	
2014-15	13-5	.722	4-0	
2013-14	16-2	.889	16-0	
2012-13	17-2	.895	16-0	
2011-12	19-0	1.000	19-0	
2010-11	16-3	.842	13-0	
2009-10	17-2	.895	9-0	
2008-09	16-3	.842	7-0	
2007-08	16-6	.727	3-0	
2006-07	18-4	.818	6-0	
2005-06	14-5	.909	2-0	
2004-05	16-2	.889	14-0	
2003-04	14-3	.824	0-1	
2002-03	17-0	1.000	17-0	
2001-02	15-4	.789	6-0	
2000-01	15-2	.882	6-0	
1999-00	17-1	.944	13-0	
1998-99	9-7	.563	3-0	
1997-98	12-4	.750	8-0	
1996-97	9-7	.563	1-0	
1995-96	15-1	.938	10-0	
1994-95	14-2	.875	12-0	
1993-94	16-1	.941	4-0	
1992-93	12-4	.750	7-0	
1991-92	14-3	.824	13-0	
1990-91	16-1	.941	8-0	
1989-90	13-3	.813	7-0	
1988-89	18-1	.947	10-0	
1987-88	13-3	.813	8-0	
1986-87	17-2	.895	11-0	
1985-86	17-2	.895	14-0	
1984-85	13-2	.867	6-0	
1983-84	14-3	.824	4-0	
1982-83	14-2	.875	8-0	
1981-82	11-6	.647	2-0	
1980-81	17-3	.850	2-0	
Overall	637-142	.818		



Jim Boeheim Day

Saturday, February 24, was proclaimed Jim Boeheim Day in the City of Syracuse, Onondaga County, the state of New York and in the JMA Wireless Dome, where the Hall of Fame coach was celebrated following Syracuse's game with Notre Dame.

Boeheim, a native of Lyons, N.Y., first came to Syracuse University in 1962 when he enrolled as a student and joined the basketball program as a walk-on. He eventually earned a scholarship and played a part in the revitalization of the program. The 1965-66 team, which featured Boeheim and fellow senior Dave Bing, earned an NCAA Tournament invitation.

After earning his undergraduate degree in social science, Boeheim played semi-pro basketball for Scranton in the Eastern League. He maintained a connection to his alma mater as a graduate assistant coach. In addition to earning his master's degree, he coached the freshman basketball and became head golf coach.

In 1972, Boeheim was promoted to a full-time assistant coaching post on the staff of Roy Danforth. The Orange started a run of NCAA Tournament berths and reached the program's first Final Four in 1974-75.

Danforth left Syracuse in 1976 for the head coaching position at Tulane and Boeheim was named his successor. Success came immediately as Boeheim guided the Orange to a 100-18 (.847) record and four NCAA Tournaments in his first four seasons at the helm.

Syracuse became one of the founding schools in the BIG EAST Conference, which began play in 1979-80. Boeheim had the Orange positioned near the top of the league from the start. Syracuse won 10 BIG EAST titles and five BIG EAST Tournament Championships. Boeheim is still the winningest coach in BIG EAST Conference history.

In addition to BIG EAST Conference supremacy, the Orange became a regular in the NCAA postseason. Boeheim guided Syracuse to the NCAA Championship game in 1987 and 1996, and in 2003 the Orange won the program's first national championship. Boeheim coached his club back into the Final Four in 2013.

Syracuse joined the Atlantic Coast Conference prior to the 2013-14 and the winning continued. Boeheim had the Orange in the Final Four one more time, in 2016.

Boeheim announced his retirement at the end of the 2022-23 season, ending a remarkable 47-year tenure as head coach at his alma mater.

He accumulated a number of staggering accomplishments during his time:

- ✓ Boeheim was inducted into the Naismith Memorial Basketball Hall of Fame in 2005;
- ✓ He was presented with the Wooden Legends of Coaching Award in 2006;
- ✓ He was named the 2010 Coach of the Year by the *Associated Press* (AP), Naismith Award, National Association of Basketball Coaches (NABC), *Sporting News*, United States Basketball Writers of America (USBWA) and *Yahoo!sports.com*;
- ✓ He remains the second winningest coach in Division I history, trailing only Duke's Mike Krzyzewski;
- ✓ He guided Syracuse into 35 NCAA Tournaments and seven berths in the National Invitation Tournament.
- ✓ Only Krzyzewski had more 20-win teams and more games coached.
- ✓ Boeheim's 47-year run as head coach at one school (Syracuse) has only been exceeded by Jim Phalen, who guided the Mt. St. Mary's program for 49 years.
- ✓ He is one of three basketball figures (along with Dave Bing and Pearl Washington) on Syracuse's Ring of Honor.
- ✓ Boeheim received the Syracuse University Letter of Distinction honor in 1988.

GETTING STARTED AT SU

Season Starting Lineups 1976-to-2024

By Season		By Lineups	
Year	Lineups	Year	Lineups
2023-24	3	1989-90	7
2022-23	4	2006-07	6
2021-22	4	1991-92	6
2020-21	3	1980-81	6
2019-20	2	2016-17	5
2018-19	4	2014-15	5
2017-18	2	2008-09	5
2016-17	5	1996-97	5
2015-16	1	1992-93	5
2014-15	4	1990-91	5
2013-14	4	1976-77	5
2012-13	3	2022-23.....	4
2011-12	3	2021-22	4
2010-11	4	2018-19	4
2009-10	2	2013-14	4
2008-09	5	2010-11	4
2007-08	3	2004-05	4
2006-07	6	2001-02	4
2005-06	2	1987-88	4
2004-05	4	1982-83	4
2003-04	2	1981-82	4
2002-03	1	1979-80	4
2001-02	4	2023-24.....	3
2000-01	2	2020-21	3
1999-00	2	2012-13	3
1998-99	2	1978-79	3
1997-98	1	2011-12	3
1996-97	5	2007-08	3
1995-96	3	1995-96	3
1994-95	2	2019-20	2
1993-94	1	2017-18	2
1992-93	5	2009-10	2
1991-92	6	2005-06	2
1990-91	5	2003-04	2
1989-90	7	2000-01	2
1988-89	2	1999-00	2
1987-88	4	1998-99	2
1986-87	2	1994-95	2
1985-86	1	1988-89	2
1984-85	2	1986-87	2
1983-84	1	1984-85	2
1982-83	4	2015-16	1
1981-82	4	2002-03	1
1980-81	6	1997-98	1
1979-80	4	1993-94	1
1978-79	4	1985-86	1
1977-78	1	1983-84	1
1976-77	5	1977-78	1

SU McDONALD'S ALL-AMERICANS

Carmelo Anthony (2002)
 Adrian Autry (1990)
 Michael Brown (1984)
 Tony Bruin (1979)
 M. Carter-Williams (2011)
 Rakeem Christmas (2011)
 DaJuan Coleman (2012)
 Derrick Coleman (1986)
 Eric Devendorf (2005)
 Jonny Flynn (2007)

Donnie Freeman (2024)

Donte Greene (2007)
 Michael Lloyd (1992)
 Conrad McRae (1989)
 Fab Melo (2010)
 Billy Owens (1988)
 Malachi Richardson (2015)
 J.J. Starling (2022)*
 Stephen Thompson (1986)
 Rodney Walker (1985)
 John Wallace (1992)
 Pearl Washington (1983)

*spent freshman year at Notre Dame

Freeman, Moore Sign Syracuse NLI

Four-star rated recruits **Donnie Freeman** and **Elijah Moore** from the Class of 2024 signed National Letters of Intent (NLI) to enroll and play basketball at Syracuse.

Freeman is a 6-9, 190 forward from Washington, D.C., and national powerhouse IMG Academy (Fla.).

Moore is a 6-4, 170 guard from Our Saviour Lutheran School (N.Y.) and the Bronx, N.Y.

Freeman, a five-star recruit, is ranked 19th overall and third among power forwards in the Class of 2024 by ESPN.com. He is 21st overall and the fifth-rated power forward by 247sports.com. Rivals.com put Freeman 51st overall and sixth among power forwards.

Prior to transferring to the prestigious IMG Academy for his senior year, Freeman spent the 2022-23 season at St. John's College High School, where he averaged 21.0 points and 8.5 rebounds per game. Freeman helped his squad to a 32-4 overall record and a Washington Catholic Athletic Conference Tournament championship. At St. John's, he played for Coach Patrick Behan.

Freeman played AAU basketball for Team Takeover on the Nike EYBL circuit. This past summer he helped Team Takeover to the Nike EYBL Peach Jam title. He was named first-team all-tournament after averaging 12.9 points and 5.4 rebounds per game. Moore, a four-star recruit, is ranked 38th among shooting guards in the Class of 2024 by Espn.com. He is 52nd nationally and is the 11th best shooting guard according to 247sports.com. Rivals.com rated Moore 53rd overall in the Class of 2024.

LEAD/DEFICIT COMPARISON

Opponent	Lead	Deficit	Run	Changes	Ties	Result
NEW HAMPSHIRE	23 (8:39-1st)	--	11-0 (1st)	0	0	W, 83-72
CANISIUS	20 (9:06-2nd)	--	14-0 (2nd)	0	2	W, 89-77
COLGATE	6 (0:31-2nd)	24 (16:32-2nd)	14-0 (2nd)	2	2	W, 79-75;
vs. Tennessee	8 (10:23-1st)	17 (0:08-2nd)	8-0 (2nd)	4	2	L, 56-73
vs. Gonzaga	--	23 (2:34-2nd)	7-0 (1st)	0	0	L, 57-76
vs. Chaminade	51 (1:45-2nd)	1 (19:34-1st)	13-0 (2nd)	2	0	W, 105-56
LSU	26 (2:50-2nd)	3 (9:05-1st)	13-0 (2nd)	3	4	W, 80-57
at Virginia	5 (18:05-1st)	33 (7:33-2nd)	10-0 (2nd)	4	9	L, 62-84
CORNELL	14 (10:05-2nd)	4 (18:38-1st)	9-0 (1st)	1	0	W, 81-70
at Georgetown	16 (0:33-2nd)	2 (19:38-1st)	9-0 (2nd)	15	9	W, 80-68
vs. Oregon	24 (2:29-2nd)	10 (13:03-1st)	8-0 (1st)	5	0	W, 83-63
NIAGARA	19 (12:22-2nd)	1 (13:57-1st)	11-0 (1st)	4	2	W, 83-71
PITTSBURGH	11 (12:37-2nd)	9 (0:39-1st)	10-0 (2nd)	6	7	W, 81-73
at Duke	2 (14:27-1st)	20 (0:28-2nd)	8-0 (1st)	4	4	L, 66-86
BOSTON COLLEGE	19 (3:54-1st)	1 (7:27-2nd)	11-0 (1st)	2	1	W, 69-59
at North Carolina	1 (18:10-1st)	39 (8:37-2nd)	9-0 (1st)	2	0	L, 67-103
at Pittsburgh	16 (10:04-2nd)	6 (10:19-1st)	9-0 (1st)	4	3	W, 69-58
MIAMI	3 (1:55-2nd)	8 (4:33-1st)	6-0 (1st)	5	12	W, 72-69
FLORIDA STATE	7 (16:31-2nd)	20 (1:49-2nd)	8-0 (2nd)	9	7	L, 68-85
NC STATE	21 (15:55-2nd)	3 (8:21-1st)	13-0 (1st)	8	4	W, 77-65
at Boston College	9 (8:50-1st)	14 (18:18-2nd)	7-0 (2nd)	2	2	L, 75-80
at Wake Forest	--	33 (4:10-2nd)	8-0 (2nd)	0	1	L, 70-99
LOUISVILLE	6 (0:48-1st)	7 (17:07-1st)	9-0 (1st)	18	13	W, 94-92
CLEMSON	3 (17:58-1st)	15 (7:57-1st)	8-0 (2nd)	3	4	L, 68-77
NORTH CAROLINA	10 (12:55-1st)	4 (2:51-1st)	10-0 (2nd)	5	4	W, 86-79
at Georgia Tech	7 (16:55-1st)	10 (11:57-2nd)	9-0 (2nd)	5	6	L, 60-65
at NC State	16 (18:47-2nd)	2 (18:32-1st)	10-0 (1st)	3	3	W, 87-83
NOTRE DAME	29 (2:50-1st)	5 (18:13-1st)	11-0 (1st)	1	2	W, 88-85
VIRGINIA TECH	21 (19:20-2nd)	3 (13:36-1st)	8-0 (1st)	3	4	W, 84-71
at Louisville	19 (7:15-2nd)	2 (16:54-1st)	12 (2nd)	4	2	W, 82-76
at Clemson						

Prior to transferring to Our Saviour Lutheran, Moore spent the last years at Cardinal Hayes High School (N.Y.). Our Saviour Lutheran is a part of the Atlanta-based professional league Overtime Elite, where they operate under the title JellyFam. In a preseason ranking by The Circuit, which includes traditional public schools, prep schools and Overtime Elite teams, JellyFam sits at No. 16 in the country.

During a 2023 AAU event, called 3SSB on the Adidas AAU Circuit, Moore was awarded the Offensive MVP and made Adidas 3SSB First Team. He played with the New York Wiz Kids and posted two 30-point outings.

Moore is ranked 53rd overall and the ninth shooting guard by 247sports. Rivals.com has him rated 53rd in the Class of 2024.


SPECIALTY STATISTICS

	PP	PTO	SCP	FBP	BP
Opponent	SU-OPP	SU-OPP	SU-OPP	SU-OPP	SU-OPP
NEW HAMPSHIRE	46-32	18-18	8-10	22-11	30-9
CANISIUS	52-42	18-15	13-16	14-8	14-35
COLGATE	36-38	20-6	6-18	24-10	10-16
vs. Tennessee	26-32	6-18	5-14	6-11	15-13
vs. Gonzaga	36-44	17-15	8-25	4-18	7-15
vs. Chaminade	54-28	27-10	19-9	16-8	44-9
LSU	28-44	26-14	6-14	10-12	12-21
at Virginia	30-30	14-18	7-4	6-11	27-27
CORNELL	30-34	19-13	8-13	16-14	8-25
at Georgetown	42-38	20-13	12-14	20-2	26-14
vs. Oregon	50-28	23-18	6-12	17-7	44-18
NIAGARA	44-32	15-4	6-2	20-10	40-32
PITTSBURGH	42-32	16-11	14-7	20-14	52-17
at Duke	32-46	11-26	3-4	9-21	36-16
BOSTON COLLEGE	30-32	28-11	8-16	12-8	14-18
at North Carolina	32-58	18-23	6-22	9-20	19-39
at Pittsburgh	14-30	5-16	6-10	3-15	20-19
MIAMI	22-38	12-5	11-8	6-14	16-12
FLORIDA STATE	40-50	11-12	8-14	15-10	16-29
NC STATE	32-30	16-8	6-12	21-19	16-24
at Boston College	36-36	18-10	9-6	4-7	20-27
at Wake Forest	26-40	21-12	11-9	18-22	22-17
LOUISVILLE	34-40	23-11	3-23	33-6	11-31
CLEMSON	32-48	15-10	7-11	9-9	13-12
NORTH CAROLINA	32-32	15-15	3-18	9-18	8-10
at Georgia Tech	32-32	16-8	9-8	15-9	14-19
at NC State	34-36	15-19	8-16	16-12	25-28
NOTRE DAME	50-38	31-13	11-7	13-8	11-10
VIRGINIA TECH	54-50	18-9	7-9	11-4	17-14
at Louisville	32-44	13-13	5-10	10-4	7-7
at Clemson					
	1,070-1,134	525-373	239-361	408-342	614-583
2023-24	35.9-37.8	17.5-12.4	8.0-12.0	13.6-11.4	20.5-19.4
2022-23 Avg.	34.3-28.5	15.6-12.9	10.3-11.5	10.7-10.0	12.6-14.4
2021-22 Avg.	29.9-28.8	12.9-13.9	11.3-12.1	11.9-9.8	9.0-19.3
2020-21 Avg.	28.9-28.4	14.8-11.3	10.3-10.4	14.0-11.6	12.0-17.9
2019-20 Avg.	29.3-24.1	15.0-12.9	10.3-11.6	12.3-9.5	11.6-17.3
2018-19 Avg.	27.6-21.2	19.2-19.9	10.0-8.8	7.8-5.1	11.2-15.5
2017-18 Avg.	26.0-23.6	12.7-12.2	11.1-10.6	4.8-6.6	6.9-14.9
2016-17 Avg.	26.2-27.2	15.6-13.5	11.7-12.1	8.0-7.6	14.7-16.7
2015-16 Avg.	26.3-28.8	14.7-12.5	11.5-11.7	7.0-6.3	12.8-19.2
2014-15 Avg.	33.1-26.1	15.5-11.3	12.5-10.9	8.9-6.7	10.2-14.6
2013-14 Avg.	29.9-22.0	16.2-8.7	13.1-9.8	7.3-5.1	11.8-13.4
2012-13 Avg.	32.7-22.3	16.2-12.5	12.8-10.4	10.1-6.7	18.3-15.2
2011-12 Avg.	34.1-23.9	19.9-10.0	12.8-11.7	13.2-6.5	31.6-14.3
2010-11 Avg.	34.3-23.8	17.6-12.3	11.9-9.5	13.0-6.4	19.0-15.2
2009-10 Avg.	40.1-27.7	18.4-15.4	13.1-12.3	14.3-6.6	24.4-15.7
2008-09 Avg.	40.4-30.2	16.0-15.9	11.7-13.2	16.3-10.2	17.9-15.7
2007-08 Avg.	38.6-28.1	17.4-16.6	13.6-12.5	14.0-8.6	9.0-18.5
2006-07 Avg.	30.1-25.1	17.2-15.1	12.2-13.4	12.3-8.4	22.9-17.0
2005-06 Avg.	30.1-24.5	16.8-16.9	13.3-11.1	11.6-8.2	13.5-14.7
2004-05 Avg.	39.9-23.5	17.9-13.6	13.9-13.0	9.5-5.3	16.0-13.9

PP=points in the paint
FBP=fast break points

PTO=points off turnovers
BP=bench points

SCP=second chance points

Bing Joins
Syracuse Ring Of
Honor

Syracuse University Athletics added Naismith Memorial Basketball Hall of Fame member Dave Bing '66 to its Ring of Honor at the JMA Wireless Dome on Saturday, Jan. 27, 2024, when the Orange hosted NC State.

Bing enrolled at Syracuse University in 1962 and became part of a basketball resurgence. In 1963-64, his first campaign with the varsity, Bing helped the Orange to a 17-8 record and a berth in the National Invitational Tournament (NIT).

As a senior, Bing led Syracuse to its first NCAA Tournament appearance since 1956-57. He keyed a lineup that combined to average a school-record 99.0 points per game. The Orange defeated Davidson in a first-round NCAA matchup before losing at second-ranked Duke, 91-81. Coach Fred Lewis directed Syracuse to a 22-6 mark and Bing averaged 28.4 points an outing. Bing earned consensus All-America honors.

He was the second overall pick in the 1966 draft by the Detroit Pistons and the 1967 NBA Rookie of the Year. He played 12 seasons and was an eight-time NBA All-Star.

Bing was inducted into the Naismith Memorial Basketball Hall of Fame in 1990. Six years later, in 1996, Bing was named one of the 50 Greatest Players in NBA History. The NBA 75th Anniversary team, selected in 2021, also featured Bing.

He founded The Bing Group, a Detroit Automotive Supply Company, and served as president and chairman from 1980 through 2006. He was honored by President Ronald Reagan with the Minority Small Business Person of the Year Award.

He received the George Arents Award from Syracuse University in 1994. It is the University's highest alumni honor. Bing has earned honorary doctorate degrees from Kettering University, Syracuse University, and the University of Michigan.

Bing was elected Mayor of Detroit on May 5, 2009, and served until January 2014.

Syracuse Ring of Honor

Bing joined Jim Boeheim, Jim Brown, Ernie Davis, Floyd Little, Ben Schwartzwalder, Roy Simmons Jr., and Dwayne "Pearl" Washington as a member of the Ring of Honor. Each honoree's name is displayed in the JMA Wireless Dome.

Hardwood Club Honors Pete Sala

The Syracuse University Men's Basketball Hardwood Club presented the Vic Hanson Medal of Excellence to Peter Sala, Vice President and Chief

Facilities Officer at Syracuse University, prior to the February 27 game with Virginia Tech.

The honor is bestowed on an individual or individuals who have ties to the men's basketball program and have made outstanding contributions to college basketball.

"The Hardwood Club recognizes all that Peter Sala has done and continues to do in support of the Men's Basketball Program and Syracuse University in general," said Ronald Szykowski, president of the Hardwood Club. "In addition to hosting thousands and thousands of fans at hundreds and hundreds of games, his work and leadership at the Dome has supported student-athlete practices and countless other activities."

Sala was first associated with Syracuse's Dome in 1982 as a production assistant. He advanced through the ranks to production manager in 1988 and then operations manager in 1991.

He became assistant director of facilities operations for the Dome in 1991 and in 2005 Sala was promoted to associate director of athletics facilities. Five years later, Sala was named managing director of the Dome.



Pete Sala

Sala also served as the interim director of athletics for five months in 2015.

In June of 2015, Chancellor Kent Syverud announced his appointment of Sala as vice president and chief campus facilities officer. In addition to heading up all operations at the Dome, Sala's new post included oversight of campus departments for Campus Planning, Design and Construction, Business and Facilities and Maintenance Services, Physical Plant, Housing and Food Services Maintenance, and Energy Systems & Sustainability Management.

His Dome responsibilities have included managing all aspects of the day-to-day operations of the facility. Sala oversees the coordination and scheduling of events, managing the box office, maintaining the budget and directing all necessary building maintenance.

He is the construction manager for all athletics facility upgrades and new building projects.


Sala played a key role in the many recent upgrades that have been made at what is now the JMA Wireless Dome.

He is a 1979 graduate of Jamesville-DeWitt High School. He attended Morrisville College and later the University of Massachusetts, where he completed a program in turf management.

Vic Hanson Medal of Excellence

Vic Hanson enjoyed a standout career as a college basketball performer at Syracuse. He was a member of the 1925-26 team that went 19-1 and was named the Helms Foundation Champions.

Hanson also played and coached football at his alma mater. He is the only individual who has been enshrined in the Naismith Memorial Basketball Hall of Fame and the College Football Hall of Fame.



Vic Hanson

DIVISION I LARGEST ON-CAMPUS CROWD

1980-present

Year	Game	Att.
1980-81	Connecticut at Syracuse	26,257
1981-82	St. John's at Syracuse	27,318
1982-83	St. John's at Syracuse	32,382
1983-84	Georgetown at Syracuse	30,758
1984-85	Villanova at Syracuse	32,520
1985-86	Georgetown at Syracuse	32,475
1986-87	Georgetown at Syracuse	32,602
1987-88	Pittsburgh at Syracuse	32,492
1988-89	Georgetown at Syracuse	32,683
1989-90	Georgetown at Syracuse	33,015
1990-91	Georgetown at Syracuse	33,048
1991-92	Georgetown at Syracuse	32,996
1992-93	St. John's at Syracuse	29,130
1993-94	Kentucky at Syracuse	31,560
1994-95	Connecticut at Syracuse	31,211
1995-96	Georgetown at Syracuse	32,589
1996-97	Georgetown at Syracuse	29,877
1997-98	Georgetown at Syracuse	27,726
1998-99	Connecticut at Syracuse	30,367
1999-00	Georgetown at Syracuse	31,009
2000-01	Seton Hall at Syracuse	29,453
2001-02	Georgetown at Syracuse	29,295
2002-03	Rutgers at Syracuse	33,071
2003-04	Connecticut at Syracuse	32,944
2004-05	Notre Dame at Syracuse	33,199
2005-06	Villanova at Syracuse	33,633
2006-07	Connecticut at Syracuse	32,376
2007-08	Georgetown at Syracuse	31,327
2008-09	Georgetown at Syracuse	31,841
2009-10	Villanova at Syracuse	34,616
2010-11	Villanova at Syracuse	33,736
2011-12	Connecticut at Syracuse	33,340
2012-13	Georgetown at Syracuse	35,012
2013-14	Duke at Syracuse	35,446
2014-15	Duke at Syracuse	35,446
2015-16	Pittsburgh at Syracuse	28,696
2016-17	Georgia Tech at Syracuse	30,448
2017-18	Clemson at Syracuse	28,670
2018-19	Duke at Syracuse	35,642
2019-20	Duke at Syracuse	31,458
2020-21	pandemic	0
2021-22	Duke at Syracuse	31,830
2022-23	Duke at Syracuse	31,063
2023-24	Notre Dame at Syracuse	25,194

VIC HANSON MEDAL OF EXCELLENCE

2023-24	Pete Sala, SU V.P. & Chief Facilities Officer
2022-23	Hakim Warrick
2021-22	banquet not held
2020-21	banquet not held
2019-20	Matt Park and Jim Satalin
2018-19	Gerry McNamara
2017-18	Rudy Hackett
2016-17	Adrian Autry
2015-16	Craig Forth
2014-15	Mike Hopkins
2013-14	Rob Edson, SU athletics administrator
2012-13	Etan Thomas
2011-12	Sean Kerins
2010-11	Jason Hart
2009-10	John Wallace
2008-09	Lawrence Moten
2007-08	Billy Owens
2006-07	Stephen Thompson
2005-06	Derrick Coleman
2004-05	Rony Seikaly
2003-04	Greg Monroe
	Howard Triche
2002-03	Sherman Douglas
2001-02	Danny Schayes
	Terry MacDonald, administrator
2000-01	Conrad McRae
1999-2000	Joe Szombathy, administrator
	Larry Kimball, administrator
1998-99	Mike Tirico, broadcaster

1997-98	Rafael Addison
	Doug Logan, broadcaster
1996-97	George Hicker
1995-96	Pearl Washington
1994-95	Leo Rautins
1993-94	Roosevelt Bouie
1992-93	Marty Byrnes
1991-92	John Wooden, former UCLA coach
1990-91	Ray Meyer, former DePaul coach
1989-90	Louis Orr
1988-89	Dave Gavitt, BIG EAST Commissioner
1987-88	Bob Costas, broadcaster
1986-87	Roy Danforth, former SU coach
1985-86	Mark Wadach
1984-85	Dennis DuVal
1983-84	Jim Lee
	Mike Lee
1982-83	Danny Biasone, Syracuse Nats
1981-82	Tom Niland, Le Moyne coach
1980-81	Dick Stockton, broadcaster
1979-80	Fred Lewis, former SU coach
1978-79	Jon Cincebox
1977-78	Red Holtzman, NY Knicks coach
1976-77	Bob Felasco
1975-76	Lew Andreas, former SU coach
1974-75	Vince Cohen
1973-74	Billy Gabor
1972-73	Dave Bing
1971-72	Vic Hanson



Adrian Autry is in his first season as head coach at his alma mater.

ADRIAN AUTRY RECORDS

SU Head Coach	20-10 (.667)
Season Openers	1-0 (1.000)
SU Assistant (2011-23):	264-145 (.645)
SU Player (1990-94):	91-32 (.740)

ADRIAN "RED" AUTRY, Head Coach



Autry Begins First Season As Syracuse Court Boss

Adrian Autry was named head coach at Syracuse University following the completion of the 2022-23 season. He was selected to replace his mentor, Hall of Fame coach Jim Boeheim, who held the post for 47 years.

Autry had returned to his alma mater when he was named an assistant coach prior to the 2011-12 season. In March of 2017, Autry was promoted to associate head coach.

A product of St. Nicholas of Tolentine in the Bronx, Autry was a McDonald's All-American in 1990. He earned first-team All-New York City three times and played on the 1988 New York City and New York State championship squads.

An Orange Star

Autry started 116-of-121 games in four seasons with the Orange, a stretch that began in 1990 and ended in 1994. Autry still ranks fifth in career assists (631) and sixth in career steals (217) at Syracuse. The Orange earned NCAA Tournament invitations in 1990-91, 1991-92 and 1993-94.

He graduated from SU with a degree in Speech Communication in 1994.

Overseas Orange

Autry had a successful professional basketball career, primarily in European leagues. He played for teams in Belgium, France, Germany, Italy, Poland, Russia, Turkey and Venezuela. Autry also had stints in the United States Basketball League (USBL).

The Quest To Coach

Autry embarked on a coaching career in January 2006 when he was hired as associate head coach at Bishop Ireton Catholic High School (Va.). He became AAU basketball coach with Nova United in April 2006, leading the 14-Under team and then the 15-Under squad. In September 2007, he became assistant basketball coach at Paul VI High School (Va.). He was named an assistant coach on the AAU Triple Threat squad, working with the 17-Under team, in 2008.

He moved into the collegiate ranks in 2008 when he was hired by then-head coach Seth Greenburg as director of basketball operations at Virginia Tech. He was later elevated to an assistant coach post, before moving back to Syracuse.

SYRACUSE FIRST-YEAR COACHES

Coach	Date	First Game		First Year Record
		Opponent	W-L	
Adrian Autry	11/6/2023	New Hampshire	W, 83-72	20-10
Jim Boeheim	11/26/1976	vs. Harvard	W, 75-48	26-4
Roy Danforth	12/4/1968	at Cornell	L, 81-93	9-16
Fred Lewis	12/1/1962	Kent State	W, 36-35	8-13
Marc Guley	12/2/1950	Toronto	W, 101-39	19-9
Lewis Andreas	12/12/1924	St. Lawrence	W, 32-26	15-2
Edmund Dollard	12/15/1911	RPI	W, 27-19	11-3
John A.R. Scott	11/20/1903	at Oswego Normal	W, 21-7	11-8

AUTRY'S STATISTICS AT SYRACUSE

Year	G	FG	FGA	Pct	3FG	3FGA	Pct	FT	FTA	Pct	R	Avg	A	Pts	Avg
1990-91	31	106	264	.402	26	82	.317	62	88	.705	79	2.5	164	300	9.7
1991-92	31	109	297	.367	33	99	.333	90	128	.703	126	4.1	123	341	11.0
1992-93	29	140	324	.432	33	109	.302	83	104	.798	106	3.7	161	396	13.7
1993-94	30	178	396	.449	47	127	.370	98	125	.784	145	4.8	183	501	16.7
Totals	121	533	1,281	.416	139	417	.333	333	445	.748	456	3.8	631	1,538	12.7

2023-24 AP POLL

March 4, 2024

No.	Team	W-L	Points
1.	Houston (52)	26-3	1,539
2.	Connecticut (6)	26-3	1,462
2.	Purdue (4)	26-3	1,459
4.	Tennessee	23-6	1,364
5.	Arizona	23-6	1,252
6.	Iowa State	23-6	1,212
7.	North Carolina	23-6	1,201
8.	Marquette	22-7	1,056
9.	Duke	23-6	1,051
10.	Creighton	22-8	983
11.	Baylor	21-8	901
12.	Illinois	22-7	834
13.	Auburn	22-7	746
14.	Kansas	21-8	723
15.	Kentucky	21-8	711
16.	Alabama	20-9	592
17.	South Carolina	24-5	579
18.	Washington State	23-7	484
19.	Gonzaga	24-6	396
20.	BYU	21-8	343
21.	San Diego State	22-7	338
22.	Utah State	24-5	285
23.	St. Mary's	24-7	268
24.	South Florida	22-5	154
25.	Dayton	22-6	50

Others receiving votes: Nevada 42, Florida 39, Boise State 26, Texas 10, Indiana State 9, Appalachian State 6, New Mexico 5, Florida Atlantic 4, James Madison 4, Princeton 3, Michigan State 2, Villanova 2, Colorado State 2, McNeese State 2, Richmond 1.

2023-24 COACHES POLL

March 4, 2024

No.	Team	W-L	Points
1.	Houston (28)	26-3	795
2.	Connecticut (3)	26-3	757
3.	Purdue (1)	26-3	745
4.	Tennessee	23-6	705
5.	Arizona	23-6	644
6.	Iowa State	23-6	629
7.	North Carolina	23-6	628
8.	Duke	23-6	541
9.	Marquette	22-7	531
10.	Creighton	22-8	487
11.	Baylor	21-8	452
12.	Illinois	22-7	423
13.	Kentucky	21-8	396
14.	Auburn	22-7	376
15.	Kansas	21-8	366
16.	South Carolina	24-5	298
17.	Alabama	20-9	289
18.	Gonzaga	24-6	215
19.	San Diego State	22-7	194
20.	Washington State	23-7	182
21.	St. Mary's	24-7	175
22.	Utah State	24-5	151
23.	BYU	21-8	140
24.	South Florida	22-5	88
25.	Florida	20-9	42

Others receiving votes: Dayton 31, Texas Tech 24, Nevada 24, Boise State 16, Appalachian State 13, James Madison 10, Oklahoma 8, Northwestern 7, Indiana State 5, Clemson 5, TCU 4, Wake Forest 3, Nebraska 1.

SYRACUSE POLL POINTS

The last time...

SU vs.	2/13/24	SU 86, #7 North Carolina 79
ranked team		
SU win vs.	2/13/24	SU 86, #7 North Carolina 79
ranked team		
Both ranked	11/16/18	#13 Oregon 80, #15 SU 65
Both top 10	2/22/14	#5 Duke 66, #1 SU 60
Both top 5	2/22/14	#5 Duke 66, #1 SU 60
SU vs. ranked	11/20/23	#7 Tennessee 73, SU 56
back-to-back	11/21/23	#11 Gonzaga 76, SU 57
SU played #1	2/23/19	#1 Duke 75, SU 65
SU beat #1	1/14/19	SU 95, #1 Duke 91 OT
SU played #2	3/4/19	#2 Virginia 79, SU 53
SU beat #2	2/3/03	SU 67, #2 Pittsburgh 65
SU played #3	1/9/18	#3 Virginia 68, SU 60
SU beat #3	3/12/09	#18 SU 127, #3 UConn 117 6 OT
SU played #4	3/27/16	SU 68, #4 Virginia 62 (NCAA)
SU beat #4	3/27/16	SU 68, #4 Virginia 62 (NCAA)
SU played #5	3/14/19	#5 Duke 84, SU 72 (ACCT)
SU beat #5	3/18/18	SU 55, #5 Mich. State (NCAA) 53
SU played #6	1/30/23	#6 Virginia 67, SU 62
SU beat #6	1/28/17	SU 82, #6 Florida State 72
SU played #7	2/13/24	SU 86, #7 North Carolina 79
SU beat #7	2/13/24	SU 86, #7 North Carolina 79
SU played #8	1/25/21	#8 Virginia 81, SU 58
SU beat #8	12/28/13	#2 SU 78, #8 Villanova 62
SU played #9	2/1/20	#9 Duke 97, SU 88
SU beat #9	2/4/17	SU 66, #9 Virginia 62
SU played #10	1/26/19	#10 Virginia Tech 78, SU 56
SU beat #10	2/22/17	SU 78, #10 Duke 75
SU played #11	11/21/23	#11 Gonzaga 76, SU 57
SU beat #11	2/26/11	#17 SU 58, #11 Georgetown 51
SU played #12	3/7/18	#12 N. Carolina 78, SU 59 (ACCT)
SU beat #12	2/18/15	SU 69, #12 Louisville 59
SU played #13	3/21/21	SU 75, #13 West Virginia 72
SU beat #13	3/21/21	SU 75, #13 West Virginia 72
SU played #14	1/2/24	#14 Duke 86, SU 66
SU beat #14	3/22/12*	#2 SU 64, #14 Wisconsin 63 (NCAA)
SU played #15	3/11/21	#15 Virginia 72, SU 69 (ACCT)
SU beat #15	3/30/13	#16 SU 55, #15 Marquette 39 (NCAA)
SU played #16	3/19/21	#16 Illinois 73, SU 44
SU beat #16	3/19/21	SU 78, #16 San Diego St. 62
SU played #17	1/16/23	#17 Miami 82, SU 78
SU beat #17	2/1/14	#2 SU 91, #17 Duke 89 OT
SU played #18	1/11/20	SU 63, #18/18 Virginia 55 OT
SU beat #18	1/11/20	SU 63, #18/18 Virginia 55 OT
SU played #19	11/26/21	#19 Auburn 89, Syracuse 68
SU beat #19	3/3/12	#2 SU 58, #19 Louisville 49
SU played #20	1/18/16	SU 64, #20 Duke 62
SU beat #20	1/18/16	SU 64, #20 Duke 62
SU played #21	12/9/20	#21 Rutgers 79, Syracuse 69
SU beat #21	1/21/13	#t3 SU 57, #21 Cincinnati 55
SU played #22	2/5/19	#22 Florida State 80, SU 62
SU beat #22	1/18/14	#2 SU 59, #22 Pittsburgh 54
SU played #23	2/14/23	SU 75, #23 NC State 72
SU beat #23	2/14/23	SU 75, #23 NC State 72
SU played #24	11/19/04	SU 71, #24 Memphis 62
SU beat #24	11/19/04	SU 71, #24 Memphis 62
SU played #25	1/28/16	SU 81, #25 Notre Dame 66
SU beat #25	1/28/16	SU 81, #25 Notre Dame 66

Ranked opponents

in a season 15 2008-09

*wins vacated by NCAA sanctions


SU IN THE 2023-24 POLLS

Date	AP	Coaches
Preseason	--	--
Nov. 13	--	--
Nov. 20	--	--
Nov. 27	--	--
Dec. 4	--	--
Dec. 11	--	--
Dec. 18	--	--
Dec. 25	--	--
Jan. 1	--	--
Jan. 8	--	--
Jan. 15	--	--
Jan. 22	--	--
Jan. 29	--	--
Feb. 5	--	--
Feb. 12	--	--
Feb. 19	--	--
Feb. 27	--	--

SU'S MOST FAMILIAR FOES

Opponents	Games
1. Colgate (Nov. 14)	175
2. Cornell (Dec. 5)	128
3. Pittsburgh (Dec. 30, Jan. 16)	126
4. Penn State	106
5. Georgetown (Dec. 9)	99
6. Connecticut	95
7. St. John's (Nov. 22)	92
8. Boston College (Jan. 10, Jan. 30)	85
9. Niagara (Dec. 21)	84
10. Villanova	74

bold indicates 2023-24 opponent



CHRIS BELL

Forward • 6-7 • 180 • Sophomore
Concord, Calif. • De La Salle H.S., Calif.
Wasatch Academy, Utah

- He has scored in double figures in 11 of the last 16 outings.
- He went 30-of-62 (.484) on 3-point tries in eight February games..
- Bell had a collegiate-best 30 points against Louisville.
- Bell had 26 points and made eight consecutive 3-pointers vs. NC State.
- His eight 3-pointers vs. Louisville and NC State represented a career-high.

BELL 2023-24 SEASON HIGHS

Points: 30, Louisville
FG Made: 11, Louisville
FG Attempted: 19, Colgate
3-Point FGM: 8, at NC State, Louisville
3-Point FGA: 14, Colgate
FT Made: 8, at Louisville
FT Attempted: 9, at Louisville
Rebounds: 7, at Louisville
Off. Rebounds: 1, Clemson, vs. Gonzaga, Canisius
Def. Rebounds: 7, at Louisville
Assists: 3, LSU
Steals: 2, at Georgia Tech, Boston College
Blocks: 4, Cornell
Minutes: 40, at Louisville, at NC State

BELL CAREER HIGHS

Points: 30, Louisville, 2023-24
FG Made: 11, Louisville, 2023-24
FG Attempted: 19, Colgate, 2023-24
3-Point FGM: 8, at NC State, Louisville, 2023-24
3-Point FGA: 14, Colgate, 2023-24
FT Made: 8, at Louisville, 2023-24
FT Attempted: 9, at Louisville, 2023-24
Rebounds: 7, at Louisville, 2022-23
Off. Rebounds: 1, 10 times
Def. Rebounds: 7, at Louisville, 2023-24
Assists: 3, LSU, 2023-24
Steals: 2, at Georgia Tech, Boston College, 2023-24
Blocks: 4, Cornell, 2023-24
Minutes: 40, at Louisville, at NC State, 2023-24

BELL MISCELLANEOUS

	FR	SO	TOTAL
Double-Doubles	---	---	---
10+ Points	9	17	26
20+ Points	---	6	6
5+ Rebounds	2	4	6
10+ Rebounds	---	---	---
5+ Assists	---	---	---
3+ 3-PT Field Goals	4	14	18
3+ Steals	---	---	---
3+ Blocks	---	2	2
Led Team in Points	1	7	9
Led Team in Rebounds	---	---	---
Led Team in Assists	---	---	---

2023-24 BELL GAME-BY-GAME

Opponent	MP	FG	3PT	FT	REB	PF	A	T	B	S	TP
New Hampshire*	19	2-7	1-5	0-0	4	0	1	1	1	1	5
CANISIUS*	26	5-12	2-6	0-0	2	2	1	1	0	0	12
COLGATE*	33	9-19	6-14	1-2	0	3	0	2	0	1	25
vs. Tennessee*	33	7-13	2-5	0-1	1	3	2	4	0	1	16
vs. Gonzaga*	35	2-18	1-10	1-2	2	2	0	0	0	1	6
vs. Chaminade*	19	7-13	4-8	0-0	5	1	0	2	0	0	18
LSU*	38	7-15	6-10	0-0	2	2	3	0	1	1	20
at Virginia*	27	2-9	1-5	0-0	2	1	1	1	0	1	5
CORNELL*	32	7-15	5-10	0-0	3	0	0	2	4	0	19
at Georgetown*	21	2-4	1-3	0-0	1	2	0	2	0	1	5
vs. Oregon*	12	0-3	0-1	0-0	2	2	1	0	0	0	0
NIAGARA*	16	3-8	1-3	0-0	2	0	2	0	0	0	7
PITTSBURGH*	19	2-8	0-4	0-0	2	3	1	1	0	0	4
at Duke*	11	0-1	0-1	2-2	1	3	1	3	0	0	2
BOSTON COLLEGE*	28	8-14	4-9	0-1	2	2	1	1	1	2	20
at North Carolina*	22	3-5	3-3	4-4	1	2	0	1	0	0	13
at Pittsburgh*	16	4-5	2-3	0-0	0	0	1	0	0	0	10
MIAMI*	28	4-13	4-10	0-0	2	2	1	2	0	1	12
FLORIDA STATE*	28	2-9	1-6	0-0	3	0	0	1	2	1	5
NC STATE*	21	5-9	3-6	0-0	2	2	1	0	1	1	13
at Boston College*	15	0-4	0-2	2-2	0	1	0	2	0	0	2
at Wake Forest*	25	2-9	0-5	4-4	0	1	0	0	0	1	8
LOUISVILLE*	33	11-15	8-10	0-0	6	1	1	1	1	0	30
CLEMSON*	37	4-13	4-10	4-5	3	2	1	1	2	0	16
NORTH CAROLINA*	36	5-11	3-7	0-0	3	3	0	0	0	0	13
at Georgia Tech*	32	2-7	2-7	0-0	5	2	2	1	1	2	6
at NC State*	40	8-11	8-10	2-2	3	3	0	0	0	0	26
NOTRE DAME*	38	6-8	4-5	2-2	4	2	1	1	2	1	18
VIRGINIA TECH*	29	3-10	1-8	0-0	1	0	1	0	2	0	7
at Louisville*	40	6-9	3-5	8-9	7	3	0	0	3	1	23
at Clemson											
*started											

BELL vs. CLEMSON

DATE	MP	FG	3PT	FT	REB	PF	A	T	B	S	TP
2/22/2023	19	2-4	1-1	2-2	3	1	0	1	0	0	7
2/10/2024	37	4-13	4-10	4-5	3	2	1	1	2	0	16
Total	56	6-17	5-11	6-7	6	3	1	2	2	0	23
2 games		.353	.455	.857	3.0						11.5

BELL'S CAREER STATISTICS

	TOTAL			3-PTS			REBOUNDS																
Year	G	GS	FG	FGA	Pct	3FG	3FGA	Pct	FT	FTA	Pct	O	D	Tot	Avg	PF	FO	A	TO	Blk	Stl	Pts	Avg
2022-23	30	30	72	179	.402	39	113	.345	16	20	.800	7	47	54	1.8	44	2	13	23	8	7	199	6.6
2023-24	30	30	128	297	.431	80	191	.419	30	36	.833	5	66	71	2.4	50	0	21	26	22	17	366	12.2
Total	60	60	200	476	.420	119	304	.391	46	56	.821	12	113	125	2.1	94	2	34	49	30	24	565	9.4

ACC 3-POINT PCT

Min. 2.5 made per game | Players must play in 75% of team's games | Includes games of 3/3/2024

Rank	Player	School	3FGM-3FGA	Pct.
1.	DJ Horne	NC State	87-202	.431
2.	Joseph Girard III	Clemson	87-204	.426
3.	Hunter Cattoor	Virginia Tech	74-174	.425
4.	Blake Hinson	Pittsburgh	98-233	.421
5.	Chris Bell	Syracuse	80-191	.419

SU SOPHOMORE SEASON 3-POINTERS

Includes Louisville game

Rank	Player	G	3FGM-3FGA	Year
1.	Gerry McNamara	31	105-270	2003-04
2.	Buddy Boenheim	32	97-262	2019-20
3.	Trevor Cooney	34	90-240	2013-14
4.	Elijah Hughes	34	87-235	2018-19
5.	Chris Bell	30	80-191	2023-24
6.	Tyus Battle	37	77-240	2017-18
7.	Matt Roe	35	74-182	1997-98

SU SEASON 3-PT FIELD GOAL PCT

Min. 50 attempts | Includes Louisville game

Rank	Player	3FGM-3FGA	Pct.	Year
1.	Matt Roe	83-175	.474	1988-89
2.	C.J. Fair	30-64	.469	2012-13
3.	Mookie Jones	25-56	.446	2009-10
4.	Greg Monroe	79-180	.439	1986-87
5.	Preston Shumpert	54-126	.429	1999-00
6.	John Wallace	37-88	.420	1995-96
7.	Chris Bell	80-191	.419	2023-24
8.	John Gillon	54-129	.418	2016-17
9.	DeShaun Williams	38-91	.418	1999-00
10.	Demetris Nichols	100-240	.417	2006-07

SU CAREER 3-PT FIELD GOAL PCT

Min. 50 attempts | Includes Louisville game

Rank	Player	3FGM-3FGA	Pct.	Years
1.	Greg Monroe	79-180	.439	1983-87
2.	Matt Roe	159-367	.433	1986-89
3.	John Gillon	54-129	.419	2016-17
4.	Wes Johnson	51-123	.415	2009-10
5.	Andrew White III	112-278	.403	2016-17
6.	Mookie Jones	50-126	*.397	2008-12
7.	Marius Janulis	190-476	.399	1994-98
8.	Tyler Lydon	49-124	.395	2015-17
9.	Chris Bell	119-304	.391	2022-24
10.	John Wallace	41-105	.390	1992-96

SU GAME 3-POINTERS

Rank	Player	Opponent	Date	No.
1.	John Gillon	at NC State	2/1/17	9
	Trevor Cooney	Notre Dame	2/3/14	9
	J. Southerland	at Arkansas	11/30/12	9
	Andy Rautins	Coppin State	12/22/08	9
	Gerry McNamara	vs. BYU	3/18/04	9
6.	Chris Bell	at NC State	2/20/24	8
	Chris Bell	Colgate	11/14/23	8
	Andrew White III	Georgia Tech	3/4/17	8
	Michael Gbinije	NC State	2/27/16	8
	Andy Rautins	at Providence	2/23/10	8
	Gerry McNamara	Davidson	12/18/05	8
	Gerry McNamara	Charlotte	11/26/03	8
	Preston Shumpert	at Albany	12/2/01	8
	Preston Shumpert	Connecticut	2/19/01	8



MALIQ BROWN

Forward • 6-8 • 222 • Sophomore
Culpeper, Va. • Blue Ridge H.S., Va.

1

- Brown has averaged 7.7 boards per game in 19 ACC contests this season.
- He has averaged 10.4 points per contest in conference outings.
- Brown is shooting a squad-best .692 from the field this season.
- He scored a personal-best 26 points and had seven rebounds at Duke.
- Brown produced 19 points and eight rebounds against Boston College.

BROWN 2023-24 SEASON HIGHS

Points: 26, at Duke
FG Made: 11, at Duke
FG Attempted: 16, at Duke
3-Point FGM: 2, North Carolina
3-Point FGA: 3, at Boston College
FT Made: 7, Boston College
FT Attempted: 8, Boston College
Rebounds: 12, FSU, Cornell
Off. Rebounds: 7, Cornell
Def. Rebounds: 9, at Louisville
Assists: 6, at NC State
Steals: 5, at Georgia Tech, Louisville
Blocks: 6, Louisville
Minutes: 40, at Louisville

BROWN CAREER HIGHS

Points: 26, at Duke, 2023-24
FG Made: 11, at Duke, 2023-24
FG Attempted: 16, at Duke, 2023-24
3-Point FGM: 2, North Carolina, 2023-24
3-Point FGA: 3, at Boston College, 2023-24
FT Made: 7, Boston College, 2023-24
FT Attempted: 8, Boston College, 2023-24
Rebounds: 12, FSU, Cornell, 2023-24; Virginia Tech, 2022-23
Off. Rebounds: 7, Cornell, 2023-24
Def. Rebounds: 9, at Louisville, 2023-24
Assists: 6, at NC State, 2023-24
Steals: 5, at Georgia Tech, Louisville, 2023-24
Blocks: 6, Louisville, 2023-24
Minutes: 40, at Louisville, 2023-24; Virginia, 2022-23

BROWN MISCELLANEOUS

	FR	SO	TOTAL
Double-Doubles	---	3	3
10+ Points	8	14	22
20+ Points	---	1	1
5+ Rebounds	13	24	37
10+ Rebounds	1	5	6
5+ Assists	---	3	3
3+ 3-PT Field Goals	---	---	---
3+ Steals	2	8	10
3+ Blocks	---	2	2
Led Team in Points	---	1	1
Led Team in Rebounds	8	18	26
Led Team in Assists	1	5	6

2023-24 BROWN GAME-BY-GAME

Opponent	MP	FG	3PT	FT	REB	PF	A	T	B	S	TP
New Hampshire	24	4-6	0-0	2-2	6	2	1	1	0	4	10
CANISIUS	22	3-3	0-0	0-0	4	0	1	0	1	3	6
COLGATE	20	2-3	0-0	2-2	3	2	0	0	1	3	6
vs. Tennessee	18	2-3	0-1	0-0	2	4	1	0	1	2	4
vs. Gonzaga	17	2-3	0-0	0-0	4	4	0	1	0	2	4
vs. Chaminade	15	5-6	0-0	2-2	3	2	1	1	0	2	12
LSU	19	3-4	0-0	1-2	9	2	0	0	1	2	7
at Virginia	25	4-5	0-0	2-2	5	4	0	1	0	1	10
CORNELL	28	0-2	0-0	0-0	12	2	1	1	1	1	0
at Georgetown	27	4-5	0-0	0-0	5	4	1	2	1	2	8
vs. Oregon	26	6-8	0-0	1-2	2	4	1	3	1	4	13
NIAGARA	24	6-6	1-1	2-2	10	2	2	0	1	0	15
PITTSBURGH	31	7-10	0-1	1-1	8	4	1	1	1	2	15
at Duke	33	11-16	1-2	3-3	7	1	0	0	0	1	26
BOSTON COLLEGE*	34	6-11	0-0	7-8	8	2	4	0	4	4	19
at North Carolina*	28	3-6	0-2	0-0	8	3	2	2	1	2	6
at Pittsburgh*	26	1-1	0-0	0-0	5	3	1	2	0	2	2
MIAMI*	36	5-6	0-1	0-0	11	4	2	0	1	2	10
FLORIDA STATE*	32	4-5	0-0	0-0	12	4	1	3	1	1	8
NC STATE*	28	1-1	0-0	0-2	7	4	4	2	0	1	2
at Boston College*	33	7-12	1-3	0-4	7	4	2	2	1	2	15
at Wake Forest*	29	1-4	0-1	0-0	8	5	0	1	0	0	2
LOUISVILLE*	38	4-4	0-0	3-4	9	4	5	3	6	5	11
CLEMSON*	36	4-7	1-2	0-0	8	4	1	1	0	4	9
NORTH CAROLINA*	34	4-4	2-2	4-6	6	2	4	2	1	2	14
at Georgia Tech*	39	2-2	0-0	2-2	8	5	2	2	1	5	6
at NC State*	34	1-5	0-0	4-4	5	4	6	1	0	2	6
NOTRE DAME*	35	6-9	0-0	2-4	7	1	5	2	2	1	14
VIRGINIA TECH*	36	6-7	0-0	0-0	8	2	2	2	0	2	12
at Louisville*	40	3-5	0-0	4-7	10	2	4	1	0	3	10
at Clemson											
*started											

BROWN vs. CLEMSON

DATE	MP	FG	3PT	FT	REB	PF	A	T	B	S	TP
2/22/2023	16	1-2	0-0	3-4	2	0	0	1	1	0	5
2/10/2024	36	4-7	1-2	0-0	8	4	1	1	0	4	9
Total	52	5-9	1-2	3-4	10	4	1	2	1	4	14
2 games		.556	.500	.750	5.0						7.0

Brown's stat line versus Louisville made him the first Division I player since Antony Tarke (Coppin St.) on Jan. 5, 2021, to record at least 10 points, five rebounds, five assists, five steals and five blocks in a game, according to the NCAA.

BROWN'S CAREER STATISTICS

	TOTAL					3-PTS			REBOUNDS														
Year	G	GS	FG	FGA	Pct	3FG	3FGA	Pct	FT	FTA	Pct	O	D	Tot	Avg	PF	FO	A	TO	Blk	Stl	Pts	Avg
2022-23	29	7	74	106	.698	0	0	.000	17	30	.567	56	77	133	4.6	29	0	25	23	15	26	165	5.7
2023-24	30	16	117	169	.692	6	16	.375	42	59	.712	68	139	207	6.9	90	2	55	37	27	67	282	9.4
Total	59	23	191	275	.695	6	16	.375	59	89	.663	124	216	340	5.8	119	2	80	60	42	93	447	7.6



PETER CAREY

Center • 6-11 • 205 • Sophomore
Sunderland, Mass. • Frontier Regional School, Mass.
Northfield Mount Herman H.S. , Mass.

23

- Carey made his first collegiate basket, a dunk off a lob, against New Hampshire.
- Carey played nine minutes at North Carolina and contributed a basket, a rebound and two blocks.
- He scored four points on two dunks at Boston College..
- He swiped two steals and had two rebounds in 11 minutes at Wake Forest.

CAREY 2023-24 SEASON HIGHS

Points: 4, at Boston College
FG Made: 2, at Boston College
FG Attempted: 3, at Boston College
3-Point FGM: 0
3-Point FGA: 0
FT Made: 1, at Wake Forest
FT Attempted: 2, at Wake Forest
Rebounds: 4, NC State
Off. Rebounds: 1, NC State, at UNC, New Hampshire
Def. Rebounds: 3, NC State
Assists: 1, at Pitt
Steals: 2, at Wake Forest
Blocks: 2, at UNC
Minutes: 11, at Wake Forest, NC State

CAREY CAREER HIGHS

Points: 4, at Boston College, 2023-24
FG Made: 2, at Boston College, 2023-24
FG Attempted: 3, at Boston College, 2023-24
3-Point FGM: 0
3-Point FGA: 0
FT Made: 1, at Wake Forest, 2023-24
FT Attempted: 2, at Wake Forest, 2023-24
Rebounds: 4, NC State, 2023-24
Off. Rebounds: 1, NC State, at UNC, New Hampshire, 2023-24
Def. Rebounds: 3, NC State, 2023-24
Assists: 1, at Pitt, 2023-24; Northeastern, 2022-23
Steals: 2, at Wake Forest, 2023-24
Blocks: 2, at UNC, 2023-24
Minutes: 11, at Wake Forest, NC State, 2023-24

CAREY MISCELLANEOUS

	FR	SO	TOTAL
Double-Doubles	---	---	---
10+ Points	---	---	---
20+ Points	---	---	---
5+ Rebounds	---	---	---
10+ Rebounds	---	---	---
5+ Assists	---	---	---
3+ 3-PT Field Goals	---	---	---
3+ Steals	---	---	---
3+ Blocks	---	---	---
Led Team in Points	---	---	---
Led Team in Rebounds	---	---	---
Led Team in Assists	---	---	---

2023-24 CAREY GAME-BY-GAME

Opponent	MP	FG	3PT	FT	REB	PF	A	T	B	S	TP
New Hampshire	6	1-1	0-0	0-0	2	1	0	0	0	0	2
CANISIUS	DNP										
COLGATE	DNP										
vs. Tennessee	1	0-1	0-0	0-0	0	1	0	0	0	0	0
vs. Gonzaga	DNP										
vs. Chaminade	4	0-1	0-0	0-0	1	0	0	0	0	0	0
LSU	1	0-0	0-0	0-0	1	0	0	0	0	0	0
at Virginia	DNP										
CORNELL	DNP										
at Georgetown	DNP										
vs. Oregon	DNP										
NIAGARA	DNP										
PITTSBURGH	DNP										
at Duke	DNP										
BOSTON COLLEGE	DNP										
at North Carolina	9	1-2	0-0	0-0	1	2	0	0	2	0	2
at Pittsburgh	7	0-2	0-0	0-0	1	4	1	0	0	0	0
MIAMI	DNP										
FLORIDA STATE	2	0-0	0-0	0-0	0	0	0	0	0	0	0
NC STATE	11	0-2	0-0	0-0	4	3	0	0	0	0	0
at Boston College	4	2-3	0-0	0-0	0	1	0	0	0	0	4
at Wake Forest	11	0-1	0-0	1-2	2	2	0	0	0	2	1
LOUISVILLE	5	0-0	0-0	0-0	0	2	0	0	0	0	0
CLEMSON	DNP										
NORTH CAROLINA	DNP										
at Georgia Tech	DNP										
at NC State	DNP										
NOTRE DAME	5	0-0	0-0	0-0	0	1	0	0	0	1	0
VIRGINIA TECH	4	0-1	0-0	0-0	0	1	0	0	0	0	0
at Louisville	DNP										
at Clemson											
*started											

CAREY'S CAREER STATISTICS

Year	TOTAL					3-PTS			REBOUNDS														
	G	GS	FG	FGA	Pct	3FG	3FGA	Pct	FT	FTA	Pct	O	D	Tot	Avg	PF	FO	A	TO	Blk	Stl	Pts	Avg
2022-23	3	0	0	0	.000	0	0	.000	0	0	.000	0	3	3	1.0	7	0	1	0	1	0	0	0.0
2023-24	13	0	4	14	.286	0	0	.000	1	2	.500	3	9	12	0.9	18	0	1	0	2	3	9	0.7
Total	16	0	4	14	.286	0	0	.000	1	2	.500	3	12	15	0.9	25	0	2	0	3	3	9	0.6



QUADIR COPELAND

Guard • 6-6 • 200 • Sophomore

Philadelphia, Pa. • Gettysburg H.S., Pa.

Life Center Academy, N.J. • IMG Academy, Fla.

24

- He ranks 10th among ACC players in steals per game (1.5)
- Copeland scored a career-high 25 points in the win at NC State.
- His first career double-double (10 pts.-13 rebs.) came versus New Hampshire.
- Copeland hit the game-winning 3-pointer as time expired versus Miami.
- He had 22 points and nine boards in a victory against Pittsburgh.

COPELAND 2023-24 SEASON HIGHS

Points: 25, at NC State
FG Made: 10, at NC State
FG Attempted: 13, at NC State
3-Point FGM: 2, at Duke
3-Point FGA: 6, at Duke
FT Made: 13, Pitt
FT Attempted: 15, Pitt
Rebounds: 13, New Hampshire
Off. Rebounds: 4, at NC State, at Virginia, vs. Chaminade
Def. Rebounds: 10, New Hampshire
Assists: 8, Niagara, vs. Chaminade
Steals: 4, at Boston College
Blocks: 2, at NC State
Minutes: 32, vs. Oregon

COPELAND CAREER HIGHS

Points: 25, at NC State, 2023-24
FG Made: 10, at NC State, 2023-24
FG Attempted: 13, at NC State, 2023-24
3-Point FGM: 2, at Duke, 2023-24
3-Point FGA: 6, at Duke, 2023-24
FT Made: 13, Pitt, 2023-24
FT Attempted: 15, Pitt, 2023-24
Rebounds: 13, New Hampshire, 2023-24
Off. Rebounds: 4, at NC State, at Virginia, vs. Chaminade, 2023-24; Pitt, 2022-23
Def. Rebounds: 10, New Hampshire, 2023-24
Assists: 8, Niagara, vs. Chaminade, 2023-24
Steals: 4, at Boston College, 2023-24
Blocks: 2, at NC State, 2023-24; Pitt, 2022-23
Minutes: 32, vs. Oregon, 2023-24

COPELAND MISCELLANEOUS

	FR	SO	TOTAL
Double-Doubles	---	1	---
10+ Points	1	13	14
20+ Points	---	2	2
5+ Rebounds	4	12	16
10+ Rebounds	---	1	1
5+ Assists	---	6	6
3+ 3-PT Field Goals	---	---	---
3+ Steals	---	7	7
3+ Blocks	---	---	---
Led Team in Points	---	1	1
Led Team in Rebounds	---	6	6
Led Team in Assists	---	7	7

2023-24 COPELAND GAME-BY-GAME

Opponent	MP	FG	3PT	FT	REB	PF	A	T	B	S	TP
New Hampshire	27	4-9	0-2	2-3	13	0	3	4	0	1	10
CANISIUS	16	2-4	0-0	1-2	4	1	1	0	0	0	5
COLGATE	10	2-4	0-2	0-0	3	2	0	0	0	2	4
vs. Tennessee	10	0-3	0-2	0-0	2	0	0	2	0	0	0
vs. Gonzaga	18	0-2	0-0	1-2	5	1	1	2	0	0	1
vs. Chaminade	20	5-6	0-0	0-0	9	0	8	1	1	1	10
LSU	11	1-2	0-0	0-0	1	3	1	2	0	1	2
at Virginia	25	3-5	0-0	2-3	6	1	2	3	0	1	8
CORNELL	15	2-4	0-1	2-2	6	4	2	4	0	3	6
at Georgetown	25	6-7	0-0	2-4	4	3	1	2	1	1	14
vs. Oregon	32	5-8	0-0	5-6	9	4	5	2	1	1	15
NIAGARA	24	5-11	0-2	2-4	3	3	8	1	0	2	12
PITTSBURGH	24	4-8	1-2	13-15	9	3	4	2	0	3	22
at Duke	26	2-9	2-6	0-0	3	3	4	4	0	2	6
BOSTON COLLEGE*	27	3-6	0-0	1-2	6	3	4	0	0	3	7
at North Carolina	22	5-9	1-2	5-6	2	0	1	6	0	0	16
at Pittsburgh	27	3-8	1-1	1-3	5	0	4	2	0	0	8
MIAMI	30	2-9	1-3	6-8	6	1	0	2	0	2	11
FLORIDA STATE	15	0-1	0-0	5-6	4	4	0	2	0	1	5
NC STATE	18	2-6	0-1	1-5	4	0	1	0	0	1	5
at Boston College	28	3-7	0-0	3-4	7	4	7	0	0	4	9
at Wake Forest	20	4-8	1-3	2-4	2	5	0	2	1	0	11
LOUISVILLE	30	3-6	0-1	5-9	2	2	7	2	0	3	11
CLEMSON	28	4-9	0-1	5-6	4	4	3	2	0	3	13
NORTH CAROLINA	23	3-6	0-1	2-4	3	2	2	1	0	3	8
at Georgia Tech	30	3-9	0-2	3-5	3	5	2	2	0	2	9
at NC State	26	10-13	0-1	5-6	8	2	1	3	2	1	25
NOTRE DAME	17	3-9	0-0	1-2	4	3	5	1	0	2	7
VIRGINIA TECH	23	5-9	0-0	2-2	2	1	4	1	0	1	12
at Louisville	11	3-4	0-0	1-2	2	5	3	2	0	1	7
at Clemson											
*started											

COPELAND vs. CLEMSON

DATE	MP	FG	3PT	FT	REB	PF	A	T	B	S	TP
2/22/2023	12	1-3	0-1	0-0	0	3	1	1	0	0	2
2/10/2024	28	4-9	0-1	5-6	4	4	3	2	0	3	13
Total	40	5-12	0-2	5-6	4	7	4	3	0	3	15
	2 games	.417	.000	.833	2.0						7.5



Player of the Week (January 2)

COPELAND'S CAREER STATISTICS

Year	G	GS	TOTAL			3-PTS			REBOUNDS				PF	FO	A	TO	Blk	Stl	Pts	Avg			
			FG	FGA	Pct	3FG	3FGA	Pct	FT	FTA	Pct	O									D	Tot	Avg
2022-23	20	0	14	41	.341	1	9	.111	13	15	.867	12	19	31	1.6	25	0	10	13	2	9	42	2.1
2023-24	30	1	97	201	.483	7	33	.212	78	115	.678	39	102	141	4.7	69	3	84	57	6	45	279	9.3
Total	50	1	111	242	.459	8	42	.190	91	130	.700	51	121	172	3.4	94	3	94	70	8	54	321	6.4



KYLE CUFFE JR.

Guard • 6-2 • 190 • R-Sophomore
Harlem, N.Y. • Blair Academy , Va.
Kansas

- Cuffe Jr. has played in 27-of-30 contests.
- He scored a collegiate-best 13 points, grabbed four rebounds and passed out two assists against Chaminade.
- Cuffe Jr. tallied seven points and a career-high three assists versus Niagara.
- He had five points, two rebounds and one steal versus Virginia Tech.

CUFFE JR. 2023-24 SEASON HIGHS

Points: 13, vs. Chaminade
FG Made: 5, vs. Chaminade
FG Attempted: 7, vs. Chaminade
3-Point FGM: 3, vs. Chaminade
3-Point FGA: 5, vs. Chaminade
FT Made: 3, FSU
FT Attempted: 6, FSU
Rebounds: 4, at UNC, vs. Chaminade, New Hampshire
Off. Rebounds: 2, New Hampshire
Def. Rebounds: 4, vs. Chaminade
Assists: 3, Niagara
Steals: 2, at UNC, Cornell, vs. Chaminade
Blocks: 2, Niagara
Minutes: 23, New Hampshire

CUFFE JR. CAREER HIGHS

Points: 13, vs. Chaminade, 2023-24
FG Made: 5, vs. Chaminade, 2023-24
FG Attempted: 7, vs. Chaminade, 2023-24
3-Point FGM: 3, vs. Chaminade, 2023-24
3-Point FGA: 5, vs. Chaminade, 2023-24
FT Made: 3, FSU, 2023-24
FT Attempted: 6, FSU, 2023-24
Rebounds: 4, at UNC, vs. Chaminade, New Hampshire, 2023-24
Off. Rebounds: 2, New Hampshire, 2023-24
Def. Rebounds: 4, vs. Chaminade, 2023-24
Assists: 3, Niagara, 2023-24
Steals: 2, at UNC, Cornell, vs. Chaminade, 2023-24
Blocks: 2, Niagara, 2023-24
Minutes: 23, New Hampshire, 2023-24

CUFFE JR. MISCELLANEOUS

	SO	TOTAL
Double-Doubles	---	---
10+ Points	1	1
20+ Points	---	---
5+ Rebounds	---	---
10+ Rebounds	---	---
5+ Assists	---	---
3+ 3-PT Field Goals	1	1
3+ Steals	---	---
3+ Blocks	---	---
Led Team in Points	---	---
Led Team in Rebounds	---	---
Led Team in Assists	---	---

2023-24 CUFFE JR. GAME-BY-GAME

Opponent	MP	FG	3PT	FT	REB	PF	A	T	B	S	TP
New Hampshire	23	3-6	1-3	1-2	4	5	0	1	0	1	8
CANISIUS	9	1-3	1-2	0-0	0	3	0	2	0	1	3
COLGATE	8	0-2	0-2	0-0	1	1	0	0	1	0	0
vs. Tennessee	11	1-5	1-2	0-0	2	2	0	1	0	0	3
vs. Gonzaga	15	1-4	0-3	0-0	0	3	0	1	0	0	2
vs. Chaminade	19	5-7	3-5	0-0	4	2	2	2	0	2	13
LSU	3	0-1	0-0	0-0	0	1	0	1	0	1	0
at Virginia	6	1-3	1-3	0-0	0	0	0	1	0	0	3
CORNELL	15	1-5	0-3	0-0	2	1	1	0	1	2	2
at Georgetown	3	0-1	0-0	0-0	0	1	0	0	0	1	0
vs. Oregon	14	3-4	2-3	0-0	0	1	0	1	0	0	8
NIAGARA	18	3-6	1-1	0-0	2	2	3	0	2	1	7
PITTSBURGH	5	0-0	0-0	0-0	0	2	0	1	0	0	0
at Duke	9	1-1	0-0	0-0	1	1	1	0	0	0	2
BOSTON COLLEGE	10	1-5	0-2	1-2	1	0	0	0	0	1	3
at North Carolina	19	0-5	0-3	0-0	4	2	1	1	0	2	0
at Pittsburgh	10	2-5	1-3	0-0	1	0	0	0	0	0	5
MIAMI	5	0-0	0-0	0-0	0	1	0	1	0	0	0
FLORIDA STATE	17	2-2	0-0	3-6	1	3	1	0	1	0	7
NC STATE	3	0-1	0-0	0-0	2	0	0	0	0	0	0
at Boston College	3	0-1	0-0	0-0	0	0	0	0	0	0	0
at Wake Forest	6	1-2	1-2	0-0	0	1	1	1	0	0	3
LOUISVILLE	DNP										
CLEMSON	DNP										
NORTH CAROLINA	DNP										
at Georgia Tech	12	2-5	0-3	1-2	1	0	1	0	0	0	5
at NC State	9	0-2	0-1	0-0	1	4	2	0	0	1	0
NOTRE DAME	14	2-3	0-1	0-1	0	1	1	0	0	0	4
VIRGINIA TECH	15	2-3	1-1	0-0	2	3	0	1	0	1	5
at Louisville	3	0-0	0-0	0-0	0	0	0	0	0	0	0
at Clemson											
*started											

CUFFE JR.'S CAREER STATISTICS (*from Kansas)

Year	TOTAL					3-PTS			REBOUNDS														
	G	GS	FG	FGA	Pct	3FG	3FGA	Pct	FT	FTA	Pct	O	D	Tot	Avg	PF	FO	A	TO	Blk	Stl	Pts	Avg
2022-23*	2	0	0	2	.000	0	0	.000	0	2	.000	1	0	1	0.5	0	0	0	0	0	0	0	0.0
2023-24	27	0	32	82	.390	13	43	.302	6	13	.462	10	19	29	1.1	40	1	14	15	5	14	83	3.1
Total	29	0	32	84	.381	13	43	.302	6	15	.400	11	19	30	1.0	40	1	14	15	5	14	83	2.9



MOUNIR HIMA

Center • 6-11 • 230 • Junior
Tillaberi, Niger • St. Benedict's H.S., N.J.
Duquesne

55

- He logged four points, three rebounds, one assist and one block at Georgetown.
- Hima has played in the 10 of the last 15 outings.
- He produced a career-high seven blocks and season-best eight boards versus St. John's in the 2022-23 season.

HIMA 2023-24 SEASON HIGHS

Points: 4, at Georgetown
FG Made: 2, at Georgetown
FG Attempted: 2, at Georgetown
3-Point FGM: 0
3-Point FGA: 0
FT Made: 0
FT Attempted: 0
Rebounds: 3, at Georgetown
Off. Rebounds: 2, at Georgetown
Def. Rebounds: 1, at NC State, at Boston College, FSU, at Georgetown
Assists: 1, at Georgetown
Steals: 0
Blocks: 1, at Boston College, FSU, at Georgetown
Minutes: 9, at Georgetown

HIMA CAREER HIGHS (*from Duquesne)

Points*: 9, St. Bonaventure, 2021-22
FG Made*: 3, St. Bonaventure, 2021-22
FG Attempted*: 6, vs. St. John's, 2022-23; at Rhode Island, 2021-22
3-Point FGM: 0
3-Point FGA: 0
FT Made*: 3, at St. Bonaventure, 2021-22
FT Attempted*: 4, at St. Bonaventure, 2021-22
Rebounds*: 10, Davidson, 2021-22
Off. Rebounds*: 3, five times
Def. Rebounds*: 7, Davidson, 2021-22
Assists*: 1, six times
Steals: 2, at Miami, at Louisville, 2022-23
Blocks: 7, vs. St. John's, 2022-23
Minutes*: 31, Davidson, 2021-22

HIMA MISCELLANEOUS

	SO	JR	TOTAL
Double-Doubles	---	---	---
10+ Points	---	---	---
20+ Points	---	---	---
5+ Rebounds	2	---	2
10+ Rebounds	---	---	---
5+ Assists	---	---	---
3+ 3-PT Field Goals	---	---	---
3+ Steals	---	---	---
3+ Blocks	4	---	4
Led Team in Points	---	---	---
Led Team in Rebounds	---	---	---
Led Team in Assists	---	---	---

2023-24 HIMA GAME-BY-GAME

Opponent	MP	FG	3PT	FT	REB	PF	A	T	B	S	TP
New Hampshire	DNP										
CANISIUS	DNP										
COLGATE	DNP										
vs. Tennessee	DNP										
vs. Gonzaga	3	0-0	0-0	0-0	0	0	0	0	0	0	0
vs. Chaminade	DNP										
LSU	DNP										
at Virginia	DNP										
CORNELL	DNP										
at Georgetown	9	2-2	0-0	0-0	3	1	1	0	1	0	4
vs. Oregon	DNP										
NIAGARA	3	0-0	0-0	0-0	0	0	0	0	0	0	0
PITTSBURGH	DNP										
at Duke	DNP										
BOSTON COLLEGE	4	0-0	0-0	0-0	0	0	0	0	0	0	0
at North Carolina	3	0-1	0-0	0-0	0	2	0	0	0	0	0
at Pittsburgh	1	0-0	0-0	0-0	0	0	0	0	0	0	0
MIAMI	DNP										
FLORIDA STATE	1	0-0	0-0	0-0	1	0	0	0	1	0	0
NC STATE	1	0-0	0-0	0-0	0	0	0	0	0	0	0
at Boston College	3	0-0	0-0	0-0	1	0	0	0	1	0	0
at Wake Forest	DNP										
LOUISVILLE	DNP										
CLEMSON	4	0-0	0-0	0-0	0	2	0	1	0	0	0
NORTH CAROLINA	6	0-0	0-0	0-0	0	0	0	0	0	0	0
at Georgia Tech	1	0-0	0-0	0-0	0	0	0	0	0	0	0
at NC State	6	0-0	0-0	0-0	1	2	0	0	0	0	0
NOTRE DAME	DNP										
VIRGINIA TECH	DNP										
at Louisville	DNP										
at Clemson											
*started											

HIMA vs. CLEMSON

DATE	MP	FG	3PT	FT	REB	PF	A	T	B	S	TP
2/22/2023	4	0-0	0-0	0-0	0	2	0	0	0	0	0
2/10/2024	4	0-0	0-0	0-0	0	2	0	1	0	0	0
Total	8	0-0	0-0	0-0	0	4	0	1	0	0	0
2 games		.000	.000	.000	0.0						0.0

HIMA'S CAREER STATISTICS (*from Duquesne)

Year	TOTAL					3-PTS						REBOUNDS											
	G	GS	FG	FGA	Pct	3FG	3FGA	Pct	FT	FTA	Pct	O	D	Tot	Avg	PF	FO	A	TO	Blk	Stl	Pts	Avg
2021-22*	21	5	17	40	.425	0	0	.000	5	6	.833	22	36	58	2.8	35	0	1	11	21	4	39	1.9
2022-23	27	0	12	26	.462	0	0	.000	3	5	.600	19	28	47	1.7	38	0	4	6	26	7	27	1.0
2023-24	13	0	2	3	.667	0	0	.000	0	0	.000	2	4	6	0.5	7	0	1	1	3	0	4	0.3
Total	61	5	31	69	.449	0	0	.000	8	11	.727	43	68	111	1.8	80	0	6	18	50	11	70	1.1



NAHEEM MCLEOD

Center • 7-4 • 265 • Junior

Philadelphia, Pa. • Plymouth Whitemarsh, Pa.

Chipola College, Pa. • Florida State

10

- McLeod will miss the remainder of the season with a foot injury.
- He scored a season-best 13 points and had nine boards vs. Chaminade.
- He has averaged 1.93 blocks per game.
- McLeod tied his collegiate high in rebounds with nine against Canisius.
- McLeod has had four or more blocks in four games this season.

MCLEOD 2023-24 SEASON HIGHS

Points: 13, vs. Chaminade
FG Made: 6, vs. Chaminade
FG Attempted: 8, vs. Chaminade
3-Point FGM/FGA: 0
FT Made: 3, vs. Oregon
FT Attempted: 4, vs. Oregon, vs. Tennessee
Rebounds: 9, vs. Chaminade, Canisius
Off. Rebounds: 6, Canisius
Def. Rebounds: 4, vs. Oregon, vs. Chaminade
Assists: 1, Cornell
Steals: 1, Pitt, LSU, Canisius
Blocks: 5, Canisius
Minutes: 21, vs. Chaminade, vs. Tennessee

MCLEOD CAREER HIGHS (*from Florida State)

Points*: 16, Syracuse, 2022-23
FG Made*: 7, Syracuse, 2022-23; Va. Tech, 2021-22
FG Attempted*: 9, Syracuse, 2022-23
3-Point FGM/FGA: 0
FT Made*: 5, at Wake Forest, 2021-22
FT Attempted*: 6, at Wake Forest, 2021-22
Rebounds: 9, vs. Chaminade, Canisius, 2023-24; Mercer*, 2021-22
Off. Rebounds*: 6, Canisius, 2023-24; Duke, 2021-22
Def. Rebounds*: 8, Mercer, 2021-22
Assists*: 2, Mercer, 2021-22
Steals: 1, LSU, Canisius, 2023-24; at Wake Forest*, 2022-23; vs. LMU (CA)*, 2021-22
Blocks*: 6, Louisville, 2022-23
Minutes*: 31, Mercer, 2022-23

MCLEOD MISCELLANEOUS

	JR	TOTAL
Double-Doubles	---	---
10+ Points	1	1
20+ Points	---	---
5+ Rebounds	5	5
10+ Rebounds	---	---
5+ Assists	---	---
3+ 3-PT Field Goals	---	---
3+ Steals	---	---
3+ Blocks	6	6
Led Team in Points	---	---
Led Team in Rebounds	1	---
Led Team in Assists	---	---

2023-24 MCLEOD GAME-BY-GAME

Opponent	MP	FG	3PT	FT	REB	PF	A	T	B	S	TP
New Hampshire*	10	1-1	0-0	2-2	3	0	0	0	0	0	4
CANISIUS*	18	3-3	0-0	1-2	9	2	0	1	5	1	7
COLGATE*	19	1-1	0-0	0-0	3	1	0	0	3	0	2
vs. Tennessee*	21	0-0	0-0	1-4	3	0	0	0	4	0	1
vs. Gonzaga*	20	3-3	0-0	1-1	4	3	0	0	4	0	7
vs. Chaminade*	21	6-8	0-0	1-2	9	0	0	0	1	0	13
LSU*	19	2-7	0-0	2-2	6	1	0	1	3	1	6
at Virginia*	15	2-2	0-0	2-2	2	0	0	2	0	0	6
CORNELL*	12	1-2	0-0	1-2	4	0	1	0	0	0	3
at Georgetown*	4	0-0	0-0	0-0	1	0	0	0	0	0	0
vs. Oregon*	14	0-3	0-0	3-4	8	0	0	1	0	0	3
NIAGARA*	13	0-1	0-0	0-0	5	1	0	0	2	0	0
PITTSBURGH*	9	0-1	0-0	2-2	1	0	0	0	4	1	2
at Duke*	7	0-0	0-0	0-0	2	3	0	1	1	0	0
BOSTON COLLEGE	DNP										
at North Carolina	DNP										
at Pittsburgh	DNP										
MIAMI	DNP										
FLORIDA STATE	DNP										
NC STATE	DNP										
at Boston College	DNP										
at Wake Forest	DNP										
LOUISVILLE	DNP										
CLEMSON	DNP										
NORTH CAROLINA	DNP										
at Georgia Tech	DNP										
at NC State	DNP										
NOTRE DAME	DNP										
VIRGINIA TECH	DNP										
at Louisville	DNP										
at Clemson											
*started											

MCLEOD'S CAREER STATISTICS (*from Florida State)

	TOTAL					3-PTS			REBOUNDS																					
Year	G	GS	FG	FGA	Pct	3FG	3FGA	Pct	FT	FTA	Pct	O	D	Tot	Avg	PF	FO	A	TO	Blk	Stl	Pts	Avg							
2021-22*	21	5	17	40	.425	0	0	.000	5	6	.833	22	36	58	2.8	35	0	1	11	21	4	39	1.9							
2022-23*	27	0	12	26	.462	0	0	.000	3	5	.600	19	28	47	1.7	38	0	4	6	26	7	27	1.0							
2023-24	14	14	19	32	.594	0	0	.000	16	23	.696	30	30	60	4.3	11	0	1	6	27	3	54	3.9							
Total	62	19	48	98	.489	0	0	.000	24	35	.686	71	94	165	2.7	84	0	6	23	74	14	120	1.9							



JUDAH MINTZ

Guard • 6-4 • 185 • Sophomore

Fort Washington, Md. • Gonzaga College H.S., D.C.
Oak Hill Academy, Va.

- Mintz has drawn a squad-leading 172 fouls this season.
- He surpassed 1,000 career points in his 59th career game at NC State.
- Mintz just missed a triple-double against Miami when he produced a career-high 13 assists, 10 points and eight rebounds.
- He scored a career-best 33 points against LSU.
- Mintz had collegiate-highs in FTM (14) and FTA (18) against NC State.

MINTZ 2023-24 SEASON HIGHS

Points: 33, LSU
FG Made: 10, Virginia Tech
FG Attempted: 18, Clemson
3-Point FGM: 5, Cornell
3-Point FGA: 7, at Boston College, Cornell
FT Made: 14, NC State
FT Attempted: 18, NC State
Rebounds: 9, at Pitt
Off. Rebounds: 2, Clemson, Cornell, LSU
Def. Rebounds: 8, at Pitt
Assists: 13, Miami
Steals: 5, at Georgetown
Blocks: 1, at NC State, at Georgetown, Cornell, Canisius
Minutes: 40, Virginia Tech, North Carolina, Clemson

MINTZ CAREER HIGHS

Points: 33, LSU, 2023-24
FG Made: 10, Virginia Tech, 2023-24
FG Attempted: 21, vs. Wake Forest (ACCT), 2022-23
3-Point FGM: 5, Cornell, 2023-24
3-Point FGA: 7, at Boston College, Cornell, 2023-24
FT Made: 14, NC State, 2023-24
FT Attempted: 18, NC State, 2023-24
Rebounds: 9, at Pitt, 2023-24
Off. Rebounds: 2, Clemson, Cornell, LSU, 2023-24; vs. St. John's 2022-23
Def. Rebounds: 8, at Pitt, 2023-24
Assists: 13, Miami, 2023-24
Steals: 5, at Georgetown, 2023-24; Pitt, Georgetown, 2022-23
Blocks: 1, eight times
Minutes: 41, vs. St. John's 2022-23

MINTZ MISCELLANEOUS

	FR	SO	TOTAL
Double-Doubles	1	1	2
10+ Points	28	27	55
20+ Points	9	15	24
5+ Rebounds	3	5	8
10+ Rebounds	---	---	---
5+ Assists	17	13	30
3+ 3-PT Field Goals	1	1	2
3+ Steals	10	12	22
3+ Blocks	---	---	---
Led Team in Points	11	14	25
Led Team in Rebounds	---	1	1
Led Team in Assists	18	17	35

MINTZ'S CAREER STATISTICS

	TOTAL					3-PTS			REBOUNDS														
Year	G	GS	FG	FGA	Pct	3FG	3FGA	Pct	FT	FTA	Pct	O	D	Tot	Avg	PF	FO	A	TO	Blk	Stl	Pts	Avg
2022-23	32	32	181	409	.443	20	66	.303	139	185	.751	11	61	72	2.3	67	1	148	77	4	59	521	16.3
2023-24	30	29	171	387	.442	24	78	.308	195	253	.771	14	81	95	3.2	66	2	134	87	4	65	561	18.7
Total	62	61	352	796	.442	44	144	.306	334	438	.763	25	142	167	2.7	133	3	282	164	8	123	1,082	17.5

2023-24 MINTZ GAME-BY-GAME

Opponent	MP	FG	3PT	FT	REB	PF	A	T	B	S	TP
New Hampshire*	27	5-15	1-4	9-11	3	4	3	0	0	3	20
CANISIUS*	35	8-15	2-3	8-9	3	1	4	2	1	1	26
COLGATE*	33	6-15	0-3	11-14	3	1	8	3	0	3	23
vs. Tennessee*	26	4-14	1-2	6-10	3	4	2	4	0	1	15
vs. Gonzaga*	32	9-14	2-5	2-2	1	2	3	5	0	4	22
vs. Chaminade*	27	1-3	1-2	1-2	3	1	5	1	0	1	4
LSU*	38	9-16	2-2	13-15	5	0	4	3	0	2	33
at Virginia*	27	2-8	0-2	1-2	2	1	1	1	0	0	5
CORNELL*	28	8-16	5-7	7-10	4	4	2	1	1	0	28
at Georgetown*	33	6-12	0-2	13-15	3	5	3	4	1	5	25
vs. Oregon*	36	5-11	0-2	8-11	3	2	5	6	0	4	18
NIAGARA*	26	7-15	0-3	4-5	4	3	4	3	0	2	18
PITTSBURGH*	37	4-10	1-3	3-5	1	5	5	4	0	3	12
at Duke*	39	5-14	0-2	8-9	4	2	6	5	0	3	18
BOSTON COLLEGE	31	1-7	1-1	7-8	1	0	3	2	0	3	10
at North Carolina*	28	7-17	0-2	7-9	2	1	2	4	0	0	21
at Pittsburgh*	39	3-13	1-1	7-8	9	3	5	3	0	2	14
MIAMI*	36	3-11	0-2	4-5	8	0	13	2	0	2	10
FLORIDA STATE*	39	9-14	0-1	10-15	2	2	3	4	0	0	28
NC STATE*	38	3-9	0-1	14-18	4	3	9	5	0	4	20
at Boston College*	38	8-16	2-7	0-2	1	4	6	4	0	2	18
at Wake Forest*	33	5-9	1-2	2-5	1	3	6	3	0	2	13
LOUISVILLE*	30	6-12	0-2	9-15	2	0	4	2	0	2	21
CLEMSON*	40	6-18	1-3	1-2	2	1	5	2	0	1	14
NORTH CAROLINA*	40	8-11	0-1	9-11	5	2	4	1	0	3	25
at Georgia Tech*	37	5-15	0-4	4-5	5	2	1	1	0	2	14
at NC State*	28	4-13	0-2	7-7	2	2	4	3	1	2	15
NOTRE DAME*	33	7-14	1-3	6-7	3	4	3	2	0	3	21
VIRGINIA TECH*	40	10-17	1-3	8-8	3	1	6	2	0	3	29
at Louisville*	37	7-13	1-1	6-8	3	3	5	5	0	2	21
at Clemson											
*started											

MINTZ vs. CLEMSON

DATE	MP	FG	3PT	FT	REB	PF	A	T	B	S	TP
2/22/2023	37	8-15	4-4	3-5	4	2	1	3	0	0	23
2/10/2024	40	6-18	1-3	1-2	2	1	5	2	0	1	14
Total	77	14-33	5-7	4-7	6	3	6	5	0	1	37
2 games		.424	.714	.571	3.0						18.5

NCAA FREE THROWS ATTEMPTED

Includes games of 3/3/2024

Rank	Player	School	GP	FTA
1.	Zach Edey	Purdue	29	319
2.	PJ Haggerty	Tulsa	29	280
3.	Vonterius Woolbright	Western Caro.	31	268
4.	Judah Mintz	Syracuse	30	253
5.	Drew Pember	UNC Asheville	30	248
6.	Kezza Giffa	High Point	31	247
7.	Tommy Bruner	Denver	31	245
8.	Xavier Johnson	Southern Ill.	31	238
9.	DaRon Holmes	Dayton	28	237
10.	Frankie Fidler	Omaha	31	233

NCAA FREE THROWS MADE

Includes games of 3/3/2024

Rank	Player	School	GP	FTM
1.	Zach Edey	Purdue	29	229
2.	PJ Haggerty	Tulsa	29	218
3.	Kezza Giffa	High Point	31	216
4.	Xavier Johnson	Southern Ill.	31	212
5.	Drew Pember	UNC Asheville	30	210
6.	Frankie Fidler	Omaha	31	203
7.	Tommy Bruner	Denver	31	199
8.	Judah Mintz	Syracuse	30	195
9.	Vonterius Woolbright	Western Caro.	31	192
10.	Jahmir Young	Maryland	29	187

ACC POINTS PER GAME

Includes games of 3/3/2024

Rank	Player	School	GP	PPG
1.	RJ Davis	North Carolina	29	21.45
2.	Judah Mintz	Syracuse	30	18.70
3.	PJ Hall	Clemson	29	18.59
4.	Blake Hinson	Pittsburgh	29	18.48
5.	Hunter Sallis	Wake Forest	29	18.07
6.	DJ Horne	NC State	29	17.55
7.	Markus Burton	Notre Dame	29	17.31
8.	Norchad Omier	Miami	28	17.29
9.	Kyle Filipowski	Duke	29	16.79
10.	Quinten Post	Boston College	28	16.71

ACC STEALS PER GAME

includes games of 3/3/2024

Rank	Player	School	GP	SPG
1.	Maliq Brown	Syracuse	30	2.23
2.	Judah Mintz	Syracuse	30	2.17
3.	Reece Beekman	Virginia	29	2.10
4.	Markus Burton	Notre Dame	29	2.00
5.	Jaeden Zackery	Boston College	29	1.83
6.	Jamir Watkins	Florida State	29	1.79
7.	Bensley Joseph	Miami	29	1.55
8.	Darin Green Jr.	Florida State	28	1.54
9.	Harrison Ingram	North Carolina	29	1.52
10.	Quadir Copeland	Syracuse	30	1.50

SU SEASON FREE THROWS PER GAME

Includes Louisville game | Min. 70% of games played in season

Rank	Player	Year	GP	FTM/G
1.	Greg Kohls	1971-72	28	7.93
2.	Charles Richards	1963-64	24	7.25
3.	Vincent Cohen	1956-57	25	6.84
4.	Judah Mintz	2023-24	30	6.50
5.	Dave Bing	1965-66	28	6.36
6.	Hakim Warrick	2004-05	34	6.21
7.	Vincent Cohen	1955-56	22	5.86
8.	John Wallace	1995-96	38	5.84
9.	Dave Bing	1964-65	23	5.82
10.	Bill Smith	1969-70	19	5.79

SU SEASON FREE THROW ATTEMPTS PER GAME

Includes Louisville game | Min. 70% of games played in season

Rank	Player	Year	GP	FTA/G
1.	Charles Richards	1963-64	24	9.88
2.	Vincent Cohen	1956-57	25	9.84
3.	Bill Smith	1970-71	26	9.54
4.	Bill Smith	1969-70	19	9.37
5.	Greg Kohls	1971-72	28	9.18
6.	Vincent Cohen	1955-56	22	9.14
7.	Hakim Warrick	2004-05	34	9.12
8.	Judah Mintz	2023-24	30	8.43
9.	Derrick Coleman	1989-90	33	7.97
10.	Hakim Warrick	2003-04	31	7.97

SU SEASON FREE THROWS

Includes Louisville game

Rank	Player	FTM-FTA	PCT	SEASON
1.	John Wallace	222-291	.763	1995-96
2.	Greg Kohls	222-257	.864	1971-72
3.	Hakim Warrick	211-310	.681	2004-05
4.	Judah Mintz	195-253	.771	2023-24
5.	Derrick Coleman	188-263	.715	1989-90
6.	Jonny Flynn	180-229	.786	2008-09
7.	Dave Bing	178-222	.802	1965-66
8.	Oshae Brissett	174-221	.787	2017-18
9.	Charles Richards	174-237	.734	1963-64
10.	Paul Harris	173-237	.730	2007-08

SU SEASON FREE THROW ATTEMPTS

Includes Louisville game

Rank	Player	FTM-FTA	PCT	SEASON
1.	Hakim Warrick	211-310	.681	2004-05
2.	John Wallace	222-291	.763	1995-96
3.	Derrick Coleman	188-263	.715	1989-90
4.	Greg Kohls	222-257	.864	1971-72
5.	Judah Mintz	195-253	.771	2023-24
6.	Bill Smith	147-248	.593	1970-71
7.	Hakim Warrick	171-247	.692	2003-04
8.	Derrick Coleman	171-247	.692	1988-89
9.	Vincent Cohen	171-246	.695	1956-57
10.	Carmelo Anthony	168-238	.706	2002-03

ACC BACKCOURT SCORING

includes games of 3/3/2024

Player, School	GP	Points	Avg.	Total
1. Hunter Sallis, Wake Forest	29	524	18.07	33.79
Kevin Miller, Wake Forest	29	456	15.72	
2. Judah Mintz, Syracuse	29	561	18.70	32.27
J.J. Starling, Syracuse	29	407	13.57	
3. Sean Pedulla, Virginia Tech	27	424	15.70	29.81
Hunter Cattoor, Virginia Tech	28	395	14.11	
4. RJ Davis, North Carolina	29	622	21.45	29.31
Elliot Cadeau, North Carolina	29	228	7.86	
5. DJ Horne, NC State	29	509	17.55	29.10
Casey Morsell, NC State	29	335	11.55	

ACC FTM (conference games only)

2013-present

Rank	Player	Season	GP	FTM
1.	Anthony Barber, NC State	2015-16	18	115
2.	Judah Mintz, Syracuse	2023-24	19	113
3.	Tyree Appleby, Wake Forest	2022-23	20	108
4.	John Hugley, Pittsburgh	2021-22	20	106
5.	Marcus-Georges Hunt, Ga. Tech	2015-16	18	104



The Naismith Trophy is presented annually since 1969 to the most outstanding men's player who achieves tremendous on-court success. The Atlanta Tipoff Club administers the award and compiles the preseason watch list of 50 candidates, which included SU's **Judah Mintz**.

2024 NAISMITH AWARD WATCHLIST

Player	School
Max Abmas	Texas
Armando Bacot	North Carolina
Johni Broome	Auburn
Boo Buie	Northwestern
Devin Carter	Providence
L.J. Cryer	Houston
RJ Davis	North Carolina
Johnell Davis	Florida Atlantic
Hunter Dickinson	Kansas
Zach Edey	Purdue
Kyle Filipowski	Duke
PJ Hall	Clemson
DaRon Holmes II	Dayton
David Jones	Memphis
Dalton Knecht	Tennessee
Tyler Kolek	Marquette
Jaedon LeDee	San Diego State
Tamin Lipsey	Iowa State
Caleb Love	Arizona
Kevin McCullar Jr.	Kansas
Tristen Newton	UConn
Antonio Reeves	Kentucky
Baylor Scheierman	Creighton
Mark Sears	Alabama
Jamal Shead	Houston
KJ Simpson	Colorado
Braden Smith	Purdue
Isaiah Stevens	Colorado State
Wade Taylor IV	Texas A&M
Tyson Walker	Michigan State



The John R. Wooden Award presented by Wendy's, founded in 1976, is given to the most outstanding player in men's college basketball. The Wooden Award Steering Committee determines the preseason watch list of 50 candidates, which included SU's **Judah Mintz**.

2024 WOODEN AWARD WATCHLIST

Player	School
Armando Bacot	North Carolina
Johni Broome	Auburn
L.J. Cryer	Houston
Johnell Davis	Florida Atlantic
RJ Davis	North Carolina
Hunter Dickinson	Kansas
Zach Edey	Purdue
Kyle Filipowski	Duke
PJ Hall	Clemson
DaRon Holmes II	Dayton
David Jones	Memphis
Dalton Knecht	Tennessee
Tyler Kolek	Marquette
Jaedon LeDee	San Diego State
Caleb Love	Arizona
Kevin McCullar Jr.	Kansas
Tristin Newton	Connecticut
Antonio Reeves	Kentucky
Baylor Scheierman	Creighton
K.J. Simpson	Colorado

SU QUICKEST TO 1,000 POINTS

No.	Player	Points	Games
1.	Dave Bing	1,883	44
2.	Bill Smith	1,451	50
3.	Vinnie Cohen	1,337	54
4.	Lawrence Moten	2,334	55
5.	Greg Kohls	1,360	57
6.	Dennis DuVal	1,504	58
7.	Judah Mintz	1,082	59
	George Hicker	1,245	59
8.	Jonny Flynn	1,211	60
9.	Elijah Hughes	1,075	63
	Mike Lee	1,351	63

1,000 POINTS IN TWO SU SEASONS

Tyus Battle
Dave Bing
Jonny Flynn
Elijah Hughes
Gerry McNamara
Judah Mintz
Lawrence Moten
Billy Owens

SU 1,000 CAREER POINTS

No.	Player	Points	Avg.	Years
1.	Lawrence Moten	2,334	19.3	1991-95
2.	Derrick Coleman	2,143	15.0	1986-90
3.	John Wallace	2,119	16.7	1992-96
4.	Gerry McNamara	2,099	15.5	2002-06
5.	Hakim Warrick	2,073	15.4	2001-05
6.	Sherman Douglas	2,060	14.9	1985-89
7.	Stephen Thompson	1,956	13.6	1986-90
8.	Preston Shumpert	1,907	14.2	1998-02
9.	Dave Bing	1,883	24.8	1963-66
10.	Rafael Addison	1,876	14.9	1982-86
11.	Erich Santifer	1,845	14.9	1979-83
12.	Billy Owens	1,840	17.9	1988-91
13.	Buddy Boeheim	1,765	14.6	2018-22
14.	Rony Seikaly	1,716	12.6	1984-88
15.	Eric Devendorf	1,680	14.5	2005-09
16.	C.J. Fair	1,660	11.6	2010-14
17.	Joseph Girard III	1,652	13.2	2019-23
18.	Tyus Battle	1,647	16.0	2016-19
19.	Dave Johnson	1,614	12.2	1988-92
20.	Brandon Triche	1,564	10.6	2009-13
21.	Roosevelt Bouie	1,560	13.2	1976-80
	Todd Burgan	1,560	12.5	1994-98
23.	Adrian Autry	1,538	12.7	1990-94
24.	Dennis DuVal	1,504	18.6	1971-74
25.	Jason Hart	1,503	11.4	1996-00
26.	Rudy Hackett	1,496	17.2	1972-75
	Dale Shackleford	1,496	12.8	1975-79
28.	D. Washington	1,490	15.7	1983-86
29.	Louis Orr	1,487	12.8	1976-80
30.	Kris Joseph	1,476	10.5	2008-12
31.	Bill Smith	1,451	20.7	1968-71
32.	Trevor Cooney	1,437	10.2	2012-16
33.	Otis Hill	1,416	10.9	1993-97
34.	Greg Kohls	1,360	19.2	1969-72
35.	Mike Lee	1,351	16.3	1970-73
36.	Billy Gabor	1,344	14.9	1942-48
	Demetris Nichols	1,344	10.9	2003-07
38.	Etan Thomas	1,340	11.0	1996-00
39.	Vinnie Cohen	1,337	19.7	1954-57
40.	Tony Bruin	1,294	11.6	1979-83
41.	Scoop Jardine	1,265	9.0	2007-12
42.	Paul Harris	1,253	11.7	2006-09
43.	George Hicker	1,245	16.0	1965-68
	Rick Jackson	1,245	8.7	2007-11
45.	Arinze Onuaku	1,232	9.2	2005-10
46.	Damone Brown	1,230	10.9	1997-01
47.	Wendell Alexis	1,212	9.7	1982-86
48.	Jonny Flynn	1,211	16.6	2007-09
49.	Jack Kiley	1,193	15.1	1948-51
50.	Ryan Blackwell	1,175	11.8	1997-00
51.	Jim Lee	1,165	13.4	1972-75
52.	Marty Byrnes	1,159	11.0	1974-78
	Marty Headd	1,159	10.9	1977-81
54.	Michael Gbinije	1,144	11.3	2013-16
55.	DeShaun Williams	1,136	11.7	1999-02
56.	Andy Rautins	1,121	8.8	2005-10
57.	James Williams	1,119	11.0	1973-77
58.	Ed Stickel	1,096	11.0	1945-49
59.	Jon Cincebox	1,087	15.8	1956-59
60.	Kueth Duany	1,084	8.5	1999-03
61.	JUDAH MINTZ	1,082	17.5	2022-24
62.	Pete Chudy	1,079	16.1	1958-61
63.	Elijah Hughes	1,075	16.3	2018-20
64.	Vaughn Harper	1,070	13.5	1965-68
65.	Rakeem Christmas	1,046	7.4	2011-15
66.	Leo Rautins	1,031	12.1	1980-83



The Basketball Hall of Fame Point Guard of the Year Award recognizes the top point guards in Division I men's college basketball. A national committee of top college basketball personnel determines the preseason watch list of 20 candidates, which included SU's **Judah Mintz**.

2024 COUSY AWARD WATCHLIST

Player	School
Isaiah Stevens	Colorado State
Jamal Shead	Houston
Dajuan Harris Jr.	Kansas
Tyler Kolek	Marquette
Jahvon Quinerly	Memphis
Boo Buie	Northwestern
Zakai Zeigler	Tennessee
Max Abmas	Texas
Wade Taylor IV	Texas A&M
Tristen Newton	UConn



WILLIAM PATTERSON

Center • 7-2 • 220 • Freshman
Brooklyn, N.Y. • Bishop Walsh, Md.
New Heights, N.Y. • Patrick School, N.J.

21

- Patterson blocked two shots in the exhibition win against St. Rose.

PATTERSON SEASON AND CAREER HIGHS

Points: 0
FG Made: 0
FG Attempted: 0
3-Point FGM: 0
3-Point FGA: 0
FT Made: 0
FT Attempted: 0
Rebounds: 0
Off. Rebounds: 0
Def. Rebounds: 0
Assists: 0
Steals: 0
Blocks: 0
Minutes: 0

PATTERSON MISCELLANEOUS

	FR	TOTAL
Double-Doubles	---	---
10+ Points	---	---
20+ Points	---	---
5+ Rebounds	---	---
10+ Rebounds	---	---
5+ Assists	---	---
3+ 3-PT Field Goals	---	---
2+ Steals	---	---
3+ Blocks	---	---
Led Team in Points	---	---
Led Team in Rebounds	---	---
Led Team in Assists	---	---

2023-24 PATTERSON GAME-BY-GAME

Opponent	MP	FG	3PT	FT	REB	PF	A	T	B	S	TP
New Hampshire	DNP										
CANISIUS	DNP										
COLGATE	DNP										
vs. Tennessee	DNP										
vs. Gonzaga	DNP										
vs. Chaminade	DNP										
LSU	DNP										
at Virginia	DNP										
CORNELL	DNP										
at Georgetown	DNP										
vs. Oregon	DNP										
NIAGARA	DNP										
PITTSBURGH	DNP										
at Duke	DNP										
BOSTON COLLEGE	DNP										
at North Carolina	DNP										
at Pittsburgh	DNP										
MIAMI	DNP										
FLORIDA STATE	DNP										
NC STATE	DNP										
at Boston College	DNP										
at Wake Forest	DNP										
LOUISVILLE	DNP										
CLEMSON	DNP										
NORTH CAROLINA	DNP										
at Georgia Tech	DNP										
at NC State	DNP										
NOTRE DAME	DNP										
VIRGINIA TECH	DNP										
at Louisville	DNP										
at Clemson											
*started											

PATTERSON'S CAREER STATISTICS

Year	TOTAL			3-PTS			REBOUNDS														
	G	GS	FG	FGA	Pct	3FG	3FGA	Pct	FT	FTA	Pct	O	D	Tot	Avg	PF	FO	A	TO	Blk	Stl
2023-24	0	0	0	0	.000	0	0	.000	0	0	.000	0	0	0	0.0	0	0	0	0	0	0
Total	0	0	0	0	.000	0	0	.000	0	0	.000	0	0	0	0.0	0	0	0	0	0	0

2



J.J. STARLING

Guard • 6-4 • 206 • Sophomore
Baldwinsville, N.Y. • La Lumiere School, Ind.
Notre Dame

- Starling has averaged 14.6 points in ACC contests.
- He has made 31 of his 42 season 3-pointers in the most recent 14 games.
- He scored a career-high 26 points in a win against NC State.
- Starling's four steals against #11/10 Gonzaga represented a career-high.
- He ranks third in the ACC in minutes played average (34.7).

STARLING 2023-24 SEASON HIGHS

Points: 26, NC State
FG Made: 9, North Carolina, NC State
FG Attempted: 17, Notre Dame, NC State
3-Point FGM: 6, Miami
3-Point FGA: 10, at Boston College, Miami
FT Made: 5, Louisville
FT Attempted: 5, Louisville, NC State, Canisius
Rebounds: 7, Colgate, Canisius
Off. Rebounds: 2, at Boston College, vs. Gonzaga, Canisius
Def. Rebounds: 6, Virginia Tech
Assists: 7, Canisius
Steals: 4, vs. Gonzaga
Blocks: 1, six times
Minutes: 40, at NC State, North Carolina, Louisville, NC State

STARLING CAREER HIGHS (*from Notre Dame)

Points: 26, NC State, 2023-24
FG Made*: 10, Bowling Green, 2022-23
FG Attempted: 17, Notre Dame, NC State, 2023-24
3-Point FGM: 6, Miami, 2023-24
3-Point FGA: 10, at Boston College, Miami, 2023-24
FT Made*: 6, Boston U., 2022-23
FT Attempted*: 6, Boston U., 2022-23
Rebounds*: 8, Jacksonville, 2022-23
Off. Rebounds*: 3, Louisville, Jacksonville, 2022-23
Def. Rebounds*: 7, at NC State, 2022-23
Assists: 7, Canisius, 2023-24
Steals: 4, vs. Gonzaga, 2023-24
Blocks*: 2, Marquette, Michigan St., 2022-23
Minutes: 40, at NC State, North Carolina, Louisville, NC State, 2023-24

STARLING MISCELLANEOUS

	SO	TOTAL
Double-Doubles	---	---
10+ Points	22	22
20+ Points	4	4
5+ Rebounds	8	8
10+ Rebounds	---	---
5+ Assists	4	4
3+ 3-PT Field Goals	5	5
3+ Steals	1	1
3+ Blocks	---	---
Led Team in Points	8	8
Led Team in Rebounds	2	---
Led Team in Assists	2	---

2023-24 STARLING GAME-BY-GAME

Opponent	MP	FG	3PT	FT	REB	PF	A	T	B	S	TP
New Hampshire*	35	3-13	0-4	4-4	5	2	2	0	0	1	10
CANISIUS*	36	8-15	0-2	1-5	7	1	7	3	0	0	17
COLGATE*	39	5-12	1-3	2-2	7	1	4	2	0	0	13
vs. Tennessee*	36	4-13	0-3	1-2	4	3	5	4	0	0	9
vs. Gonzaga*	34	6-15	0-3	3-3	6	0	1	1	1	4	15
vs. Chaminade*	31	6-9	0-1	0-0	5	1	5	2	1	0	12
LSU*	31	0-6	0-2	3-4	5	1	3	3	0	1	3
at Virginia*	32	6-12	2-3	2-2	0	2	2	2	0	1	16
CORNELL*	35	4-12	0-3	0-0	2	4	3	3	1	2	8
at Georgetown*	38	8-14	3-3	2-4	5	1	0	2	0	1	21
vs. Oregon*	30	6-9	2-3	0-0	0	0	2	2	0	0	14
NIAGARA*	36	3-9	1-5	0-0	3	1	1	2	0	1	7
PITTSBURGH*	36	4-9	1-3	0-0	1	1	3	1	0	2	9
at Duke*	35	4-9	1-3	0-0	3	1	0	3	0	0	9
BOSTON COLLEGE*	24	1-3	0-2	0-0	4	0	1	1	0	1	2
at North Carolina*	25	4-8	0-2	0-0	1	4	1	1	0	1	8
at Pittsburgh*	36	7-11	2-5	1-2	3	2	0	1	1	0	17
MIAMI*	35	8-13	6-10	0-0	3	0	1	1	0	0	22
FLORIDA STATE*	36	4-14	0-5	2-4	2	1	0	2	0	0	10
NC STATE*	40	9-17	4-9	4-5	4	1	0	0	0	2	26
at Boston College*	36	6-14	4-10	2-2	3	1	1	0	0	0	18
at Wake Forest*	38	6-10	2-4	1-1	1	1	1	1	0	1	15
LOUISVILLE*	40	6-13	2-9	5-5	0	2	2	1	0	1	19
CLEMSON*	36	7-14	1-5	1-2	3	2	0	1	0	2	16
NORTH CAROLINA*	40	9-15	3-6	2-2	3	2	0	3	0	1	23
at Georgia Tech*	36	7-15	2-7	2-3	4	1	1	0	0	1	18
at NC State*	40	6-14	1-3	0-0	4	2	2	3	0	0	13
NOTRE DAME*	37	6-17	2-7	0-0	3	1	1	1	0	2	14
VIRGINIA TECH*	28	6-11	1-1	0-0	6	0	5	1	1	1	13
at Louisville*	29	4-9	1-2	1-2	3	3	0	4	1	0	10
at Clemson											

*started

STARLING vs. CLEMSON

DATE	MP	FG	3PT	FT	REB	PF	A	T	B	S	TP
2/10/2024	36	7-14	1-5	1-2	3	2	0	1	0	2	16
Total	36	7-14	1-5	1-2	3	2	0	1	0	2	16
	1 game	.500	.200	.500	3.0						16.0

STARLING'S CAREER STATISTICS (*from Notre Dame)

	TOTAL					3-PTS			REBOUNDS																
Year	G	GS	FG	FGA	Pct	3FG	3FGA	Pct	FT	FTA	Pct	O	D	Tot	Avg	PF	FO	A	TO	Blk	Stl	Pts	Avg		
2022-23*	28	24	125	297	.421	26	87	.299	37	58	.638	15	64	79	2.8	54	0	32	41	7	20	313	11.2		
2023-24	30	30	163	355	.459	42	128	.328	39	54	.722	19	81	100	3.3	42	0	54	51	6	26	407	13.6		
Total	58	54	288	652	.442	68	215	.316	76	112	.679	34	145	179	3.1	96	0	86	92	13	46	720	12.4		



JUSTIN TAYLOR

Guard • 6-6 • 218 • Sophomore
Charlottesville, Va. • Saint Anne's-Belfield, Va.
IMG Academy

- Taylor achieved his first career double-double with 14 points and 10 rebounds against Chaminade.
- He scored 15 points and tallied a personal-best six assists versus Cornell.
- Taylor had a career-best four steals against Clemson.
- He is 10-of-12 (.833) from the field over the most recent four games.

TAYLOR 2023-24 SEASON HIGHS

Points: 15, Cornell
FG Made: 6, Cornell
FG Attempted: 14, vs. Chaminade
3-Point FGM: 3, Niagara, Cornell, vs. Chaminade
3-Point FGA: 9, vs. Chaminade
FT Made: 5, at Louisville
FT Attempted: 11, at Louisville
Rebounds: 10, vs. Chaminade
Off. Rebounds: 2, Miami
Def. Rebounds: 9, vs. Chaminade
Assists: 6, Cornell
Steals: 4, Clemson
Blocks: 1, at Louisville, NC State, at Pitt, at Duke, Niagara, Cornell, LSU, New Hampshire
Minutes: 40, at Louisville

TAYLOR CAREER HIGHS

Points: 25, Bryant, 2022-23
FG Made: 6, Cornell, 2023-24; Bryant, 2022-23
FG Attempted: 14, vs. Chaminade, 2023-24
3-Point FGM: 4, at Virginia Tech, 2022-23
3-Point FGA: 9, vs. Chaminade, 2023-24
FT Made: 10, Bryant, 2022-23
FT Attempted: 13, Bryant, 2022-23
Rebounds: 10, vs. Chaminade, 2023-24
Off. Rebounds: 2, Miami, 2023-24
Def. Rebounds: 9, vs. Chaminade, 2023-24
Assists: 6, Cornell, 2023-24
Steals: 4, Clemson, 2023-24
Blocks: 1, 14 times
Minutes: 40, at Louisville, 2023-24

TAYLOR MISCELLANEOUS

	FR	SO	TOTAL
Double-Doubles	---	1	1
10+ Points	3	8	11
20+ Points	1	---	1
5+ Rebounds	2	13	15
10+ Rebounds	---	1	1
5+ Assists	---	2	2
3+ 3-PT Field Goals	3	3	6
3+ Steals	1	1	2
3+ Blocks	---	---	---
Led Team in Points	1	---	1
Led Team in Rebounds	---	3	3
Led Team in Assists	1	4	5

2023-24 TAYLOR GAME-BY-GAME

Opponent	MP	FG	3PT	FT	REB	PF	A	T	B	S	TP
New Hampshire*	29	5-9	2-3	2-3	6	3	3	4	1	2	14
CANISIUS*	38	5-10	2-6	1-1	7	1	2	0	0	1	13
COLGATE*	28	2-7	2-5	0-0	6	0	0	0	0	1	6
vs. Tennessee*	28	0-4	0-3	0-0	7	1	0	1	0	2	0
vs. Gonzaga*	26	0-5	0-3	0-0	0	1	1	1	0	0	0
vs. Chaminade*	28	5-14	3-9	1-1	10	1	1	1	0	1	14
LSU*	26	2-8	2-5	0-0	7	2	5	2	1	0	6
at Virginia*	28	1-6	1-6	0-0	5	2	3	3	0	0	3
CORNELL*	35	6-12	3-8	0-0	8	2	6	0	1	1	15
at Georgetown*	29	1-7	1-3	0-0	6	2	0	1	0	1	3
vs. Oregon*	18	1-3	1-3	1-2	4	3	0	1	0	0	4
NIAGARA*	28	4-8	3-4	0-0	3	1	0	0	1	1	11
PITTSBURGH*	15	0-1	0-1	2-2	3	0	0	1	0	1	2
at Duke*	22	0-2	0-1	1-3	4	1	1	0	1	0	1
BOSTON COLLEGE*	29	3-11	1-5	0-0	7	0	1	2	0	1	7
at North Carolina*	26	0-3	0-1	0-0	4	1	0	1	0	0	0
at Pittsburgh*	18	2-4	2-2	0-0	5	2	0	0	1	0	6
MIAMI*	14	1-5	0-4	0-0	2	0	1	0	0	0	2
FLORIDA STATE*	12	0-1	0-0	2-2	2	3	0	1	0	2	2
NC STATE*	15	0-1	0-0	0-0	2	0	0	0	1	1	0
at Boston College*	15	1-2	0-0	0-0	3	0	0	1	0	0	2
at Wake Forest*	14	4-10	2-7	0-0	0	1	0	0	0	1	10
LOUISVILLE*	24	1-1	0-0	0-0	1	2	1	1	0	0	2
CLEMSON*	19	0-3	0-2	0-0	2	0	1	0	0	4	0
NORTH CAROLINA*	21	1-1	0-0	1-2	2	0	1	1	0	1	3
at Georgia Tech*	14	1-7	0-2	0-0	1	2	1	1	0	0	2
at NC State*	17	1-1	0-0	0-0	3	1	0	1	0	0	2
NOTRE DAME*	21	4-4	0-0	2-2	0	1	1	0	0	0	10
VIRGINIA TECH*	25	2-2	0-0	2-2	6	0	0	0	0	0	6
at Louisville*	40	3-5	0-0	5-11	5	2	2	2	1	2	11
at Clemson											
*started											

TAYLOR vs. CLEMSON

DATE	MP	FG	3PT	FT	REB	PF	A	T	B	S	TP
2/22/2023	11	1-2	0-1	0-0	1	0	0	0	1	0	2
2/10/2024	19	0-3	0-2	0-0	2	0	1	0	0	4	0
Total	30	1-5	0-3	0-0	3	0	1	0	1	4	2
2 games		.200	.000	.000	1.5						1.0

TAYLOR'S CAREER STATISTICS

	TOTAL					3-PTS			REBOUNDS														
Year	G	GS	FG	FGA	Pct	3FG	3FGA	Pct	FT	FTA	Pct	O	D	Tot	Avg	PF	FO	A	TO	Blk	Stl	Pts	Avg
2022-23	29	2	41	107	.383	24	61	.393	16	21	.762	6	46	52	1.8	26	1	19	7	6	17	122	4.2
2023-24	30	30	56	157	.357	25	83	.301	20	31	.645	12	109	121	4.0	35	0	31	26	8	23	157	5.2
Total	59	32	97	264	.367	49	144	.340	36	52	.692	18	155	173	2.9	61	1	50	33	14	40	279	4.7

2023-24 RECORD BREAKDOWN

Record	Overall	ACC	ACCT	NCAA
SU overall	20-10	11-8		
SU at home	14-2	8-2		
SU on the road	4-6	3-6		
SU at neutral sites	2-2			
SU in overtime				
After a loss	8-2	7-1		
SU scores first	11-4	6-4		
Opponent scores first	9-6	5-4		
Halftime	Overall	ACC	ACCT	NCAA
SU led at the half	16-1	8-1		
SU trailed at the half	3-9	2-7		
Tied at the half	1-0	1-0		
Rebounding	Overall	ACC	ACCT	NCAA
SU outrebounded Opp.	10-2	2-2		
SU was outrebounded	9-8	9-6		
Rebounds were equal	1-0			
SU 36-or-more rebounds	12-1	4-1		
SU 35-or-less rebounds	8-9	7-7		
SU 21-or-more def. rebounds	15-5	5-4		
SU 20-or-less def. rebounds	5-5	6-4		
SU 11-or-more off. rebounds	7-0	1-0		
SU 10-or-less off. rebounds	13-10	10-8		
Field Goal Percentage	Overall	ACC	ACCT	NCAA
SU shot 60-70% FG	2-0	2-0		
SU shot 50-60% FG	8-0	4-0		
SU shot 40-50% FG	7-5	3-5		
SU shot 30-40% FG	3-5	2-3		
Opp. shot 60-70% FG	1-3	1-3		
Opp. shot 50-60% FG	1-2	1-2		
Opp. shot 40-50% FG	11-4	6-2		
Opp. shot 30-40% FG	7-1	3-1		
SU outshot Opp. FG%	16-0	8-0		
Opp. outshot SU FG%	4-10	3-8		
FG% was equal				
3-Point FG	Overall	ACC	ACCT	NCAA
SU 10-or-more 3-pointers	6-0	3-0		
SU 9-or-less 3-pointers	14-10	8-8		
SU made more 3-pointers	8-2	4-1		
Opp. made more 3-pointers	10-8	7-7		
3-pointers made were equal	2-0			
Free Throw Percentage	Overall	ACC	ACCT	NCAA
SU outshot Opp. FT%	11-2	4-1		
Opp. outshot SU FT%	8-8	6-7		
FT% was equal	1-0	1-0		
SU shot more FT	17-4	10-3		
Opp. shot more FT	3-6	1-5		
Free throws shot were equal				
Scoring	Overall	ACC	ACCT	NCAA
SU scored 100-109	1-0			
SU scored 90-99 pts.	1-0	1-0		
SU scored 80-89 pts.	13-0	6-0		
SU scored 70-79 pts.	3-2	2-2		
SU scored 60-69 pts.	2-6	2-6		
SU scored 50-59 pts.	0-2			
SU scored 40-49 pts.				
Opp scored 100-109 pts.	0-1	0-1		
Opp. scored 90-99 pts.	1-1	1-1		
Opp. scored 80-89 pts.	2-4	2-4		
Opp. scored 70-79 pts.	9-3	4-1		
Opp. scored 60-69 pts.	4-1	2-1		
Opp. scored 50-59 pts.	4-0	2-0		
Opp. scored 40-49 pts.				
By Uniform	Overall	ACC	ACCT	NCAA
White	14-3	8-2		
Orange	6-7	3-6		

Turnovers	Overall	ACC	ACCT	NCAA
SU 10-or-less turnovers	12-3	8-3		
SU 11-20 turnovers	8-7	3-5		
Opp. 10-or-less turnovers	2-2	2-2		
Opp. 11-20 turnovers	17-6	8-4		
Opp 21-or-more turnovers	1-2	1-2		
SU Players' Scoring	Overall	ACC	ACCT	NCAA
Seven in double digits	1-0			
Six in double digits	1-0			
Five in double digits	6-0	4-0		
Four in double digits	8-2	5-2		
Three in double digits	5-2	2-2		
Two in double digits	1-6	0-4		
One in double digits				
None in double digits				
Two with 20-or-more points	7-0	4-0		
One with 20-or-more points	9-4	6-3		
One with 30-or-more points	2-0	1-0		
By Month	Overall	ACC	ACCT	NCAA
November	5-2			
December	5-1	1-1		
January	4-4	4-4		
February	5-3	5-3		
March	1-0	1-0		
By Day	Overall	ACC	ACCT	NCAA
Monday	1-1			
Tuesday	7-4	4-3		
Wednesday	4-0	2-0		
Thursday	1-0			
Friday				
Saturday	6-5	5-5		
Sunday	1-0			
By Live Television	Overall	ACC	ACCT	NCAA
ABC				
ESPN	3-2	3-2		
ESPN2	3-5	2-3		
ESPNU	2-0	2-0		
ACC Network	6-1	4-1		
ACC Network Extra	3-0			
CBS Sports Network	1-0			
CW	1-2	0-2		
Fox	1-0			
By Conference	Overall			
America East (New Hampshire)	1-0			
Atlantic Coast Conference (at Virginia, Pittsburgh, at Duke, Boston College, at North Carolina, at Pittsburgh, Miami, Florida State, NC State, at Boston College, at Wake Forest Louisville, Clemson, North Carolina, at Georgia Tech, at NC State Notre Dame, Virginia Tech, at Louisville)	11-8			
BIG EAST (Georgetown)	1-0			
Ivy League (Cornell)	1-0			
Metro Atlantic Athletic (Canisius, Niagara)	2-0			
PAC-12 (Oregon)	1-0			
Pacific West (Chaminade)	1-0			
Patriot League (Colgate)	1-0			
Southeastern Conference (LSU, Tennessee)	1-1			
West Coast Conference (Gonzaga)	0-1			
Games Decided By . . .	Overall	ACC	ACCT	NCAA
1-5 points	5-2	4-2		
6-10 points	4-1	4-1		
11-15 points	8-0	3-0		
16 or more points	3-7	0-5		
By Starting Lineup	Overall	ACC	ACCT	NCAA
Mintz, Starling, Brown, Bell, Taylor	9-6	9-6		
Copeland, Starling, Brown, Bell, Taylor	1-0	1-0		
Mintz, Starling, McLeod, Bell, Taylor	10-4	1-2		

TEAM HIGHS AND LOWS

Syracuse Highs

Points	105	vs. Chaminade
Points – First Half	55	at NC State
Points – Second Half	53	vs. Chaminade
Field Goals Made	44	vs. Chaminade
Field Goal Attempts	78	vs. Chaminade
Field Goal %	.625 (30-48)	Louisville
Field Goal % -- First Half	.630 (17-27)	North Carolina
Field Goal % -- Second Half	.731 (19-26)	vs. Oregon
3-Point FG Made	13	Cornell
3-Point FG Attempts	32	Colgate
	32	Cornell
3-Point FG %	.588 (10-of-17)	at Pittsburgh
Free Throws Made	25	at Louisville
Free Throws Attempted	39	at Louisville
Free Throw %	1.000 (12-of-12)	Virginia Tech
Offensive Rebounds	17	LSU
Defensive Rebounds	40	vs. Chaminade
Rebounds	55	vs. Chaminade
Assists	23	vs. Chaminade
Steals	17	Boston College
Blocked Shots	9	Cornell
Turnovers	19	vs. Oregon
Fouls	22	at Wake Forest

Opponent Highs

Points	103	at North Carolina
Points – First Half	52	at North Carolina
Points – Second Half	57	at Wake Forest
Field Goals Made	37	at North Carolina
Field Goal Attempts	77	at North Carolina
Field Goal %	.660 (35-of-53)	at Wake Forest
Field Goal % -- First Half	.640 (16-25)	at Wake Forest
Field Goal % -- Second Half	.750 (18-24)	at Duke
3-Point FG Made	12	Notre Dame
	12	at Wake Forest
	12	North Carolina
3-Point FG Attempts	33	Cornell
3-Point FG %	.632 (12-of-19)	at Virginia
Free Throws Made	24	at NC State
Free Throws Attempted	29	at NC State
Free Throw %	1.000 (3-of-3)	Virginia Tech
Offensive Rebounds	19	at North Carolina
Defensive Rebounds	35	vs. Tennessee
Rebounds	53	at North Carolina
Assists	21	at Virginia
Steals	13	at North Carolina
Blocked Shots	8	at Pittsburgh
Turnovers	22	Boston College
Fouls	27	at Louisville

Syracuse Lows

Points	56	vs. Tennessee
Points – First Half	24	at Virginia
	24	Clemson
Points – Second Half	31	vs. Tennessee
Field Goals Made	21	vs. Tennessee
Field Goal Attempts	52	Florida State
Field Goal %	.350 (21-of-60)	Colgate
Field Goal % -- First Half	.276 (8-29)	LSU
Field Goal % -- Second Half	.370 (10-27)	at Georgia Tech
3-Point FG Made	1	Florida State
3-Point FG Attempts	8	at Louisville
3-Point FG %	.071 (1-of-14)	Florida State
Free Throws Made	5	vs. Chaminade
Free Throws Attempted	7	vs. Chaminade
Free Throw %	.471 (8-of-17)	vs. Tennessee
Offensive Rebounds	2	Louisville
	2	at Louisville
Defensive Rebounds	16	at Wake Forest
	16	Clemson
	16	Notre Dame
Rebounds	21	Louisville
Assists	6	vs. Gonzaga
Steals	5	at Pittsburgh
Blocked Shots	1	Miami
	1	at Wake Forest
	1	North Carolina
Turnovers	7	Colgate
	7	at Georgia Tech
	7	Virginia Tech
Fouls	7	Boston College

Opponent Lows

Points	56	vs. Chaminade
Points – First Half	18	vs. Chaminade
Points – Second Half	29	Colgate
	29	LSU
Field Goals Made	21	vs. Chaminade
Field Goal Attempts	52	Notre Dame
Field Goal %	.167 (6-36)	vs. Chaminade
Field Goal % -- First Half	.324 (12-37)	New Hampshire
Field Goal % -- Second Half	.364 (12-33)	at Georgia Tech
3-Point FG Made	4	vs. Oregon
	4	at Louisville
3-Point FG Attempts	14	vs. Tennessee
3-Point FG %	.091 (2-of-22)	LSU
Free Throws Made	3	Boston College
	3	Miami
	3	Virginia Tech
Free Throws Attempted	3	Virginia Tech
Free Throw %	.294 (5-of-17)	Canisius
Offensive Rebounds	5	at Duke
	5	at Wake Forest
Defensive Rebounds	20	vs. Chaminade
	20	Virginia Tech
Rebounds	27	Virginia Tech
Assists	8	LSU
Steals	2	at Boston College
Blocked Shots	0	Notre Dame
Turnovers	10	at Virginia
	10	at Pittsburgh
	10	Virginia Tech
Fouls	7	Niagara

SYRACUSE INDIVIDUAL HIGHS

Games Played:

30 Bell, Brown, Copeland, Mintz, Starling, Taylor

Games Started:

30 Bell, Starling, Taylor

Points in a Half:

26 Bell (1st) at NC State

Game Points:

33 Mintz, LSU

Minutes Played:

40 Bell (2) at NC State, at Louisville; Mintz (2), Clemson, North Carolina; Starling (2), North Carolina, at NC State; Brown at Louisville

Game FG Attempted:

19 Bell, Colgate

Game FG Made:

11 Bell, Louisville: Brown at Duke

Game FG Percentage (min. 6 made)

1.000 (6-6) - Brown, Niagara

Game FT Attempted:

18 Mintz, NC State

Game FT Made:

14 Mintz, NC State

Game FT Percentage (min. 7 made):

.889 (8-9) - Mintz (2), Canisius, at Duke

Game 3 pt. FG Attempted:

14 Bell, Colgate

Game 3 pt. FG Made:

8 Bell (2), Louisville, at NC State

Game 3 pt. FG Percentage (min. 3 made)

1.000 (3-3) - Starling, at Georgetown

Game Rebounds:

13 Copeland, New Hampshire

Game Assists:

13 Mintz, Miami

Game Steals:

5 Brown (2), Louisville, at Georgia Tech; Mintz at Georgetown

Blocked Shots:

6 Brown, Louisville

Turnovers

6 Mintz vs. Oregon; Copeland at North Carolina

Game Fouls:

5 Copeland (3) at Wake Forest, at Georgia Tech, at Louisville;
Brown (2) at Wake Forest, at Georgia Tech; Cuffe Jr., New
Hampshire; Mintz, Pittsburgh;

Led SU in Scoring:

Mintz (14 ¹ tied), Bell (8 ¹ tied), Starling (8 ² tied), Brown (1),
Copeland (1)

Double-Figure Scoring Games:

Mintz (28), Starling (22), Bell (18), Brown (14), Copeland (13),
Taylor (7), Williams (2), Cuffe (1), McLeod (1)

20-29-point Games:

Mintz (14), Bell (5), Starling (4), Copeland (2), Bell (1)

30-39-point Games:

Bell (1), Mintz (1)

Scored First:

McLeod (7), Bell (6), Mintz (6), Brown (4), Starling (4), Taylor (3)

Led SU in Rebounding:

Brown (18 ² tied), Copeland (6 ¹ tied), Taylor (3), Starling (2), McLeod
(1), Mintz (1), Williams (1 ¹ tied)

Double-Figure Rebounding Games:

Brown (5), Copeland (1), Taylor (1)

Double-Doubles:

Brown (3), Copeland (1), Mintz (1), Taylor (1)

Led SU in Assists:

Mintz (18 ⁵ tied), Copeland (9 ⁵ tied), Brown (5 ⁴ tied), Taylor (4 ¹ tied),
Starling (2), Bell (1 ¹ tied)

Double-Figure Assist Games:

Mintz (1)

Largest Lead:

51, (105-54) vs. Chaminade

Largest Margin of Victory:

49, (105-56) vs. Chaminade

Largest Deficit:

39 (90-51), at North Carolina

Largest Margin of Defeat:

36 (103-67) at North Carolina

Deficit Overcome in a Win:

24 (54-30), Colgate

Largest Lead in a Loss:

9 (20-11) at Boston College

Largest Halftime Lead:

33 (52-18) vs. Chaminade

Largest Halftime Deficit:

22 (52-30) at North Carolina

GAME BY GAME STATISTICS

Opponent	Score	TOTAL		3-PTS		FT-FTA	Pct	REBOUNDS		PF	A	TO	Blk	Stl
		FG-FGA	Pct	3FG-FGA	Pct			Off-Def	Tot					
Syracuse	W, 83-72	28-67	.418	5-21	.238	22-27	.815	14-33	47	17	13	11	2	13
New Hampshire		25-68	.368	8-31	.258	14-19	.737	14-27	41	22	15	16	1	6
Syracuse	W, 89-77	35-65	.538	7-19	.368	12-19	.632	13-24	37	11	16	10	7	7
Canisius		31-64	.484	10-22	.455	5-17	.294	16-21	37	19	10	12	1	5
Syracuse	W, 79-75	27-67	.403	9-32	.281	16-20	.800	8-24	32	11	13	7	5	10
Colgate		29-60	.483	9-24	.375	8-13	.615	10-34	44	16	15	19	2	5
Syracuse	L, 56-73	21-60	.350	6-20	.300	8-17	.471	6-27	33	21	9	15	6	7
vs. Tennessee		24-60	.400	5-14	.357	20-27	.741	13-35	48	12	14	16	6	8
Syracuse	L, 57-76	23-64	.359	3-24	.125	8-10	.800	10-18	28	16	6	13	5	11
vs. Gonzaga		30-64	.469	7-20	.350	9-12	.750	17-31	48	14	17	18	2	8
Syracuse	W, 105-56	44-78	.564	12-30	.400	5-7	.714	15-40	55	9	23	10	5	7
vs. Chaminade		21-70	.300	7-31	.226	7-8	.875	10-20	30	9	12	13	3	4
Syracuse	W, 80-57	25-63	.397	11-21	.524	19-23	.826	17-26	43	13	16	15	8	9
LSU		24-61	.393	2-22	.091	7-10	.700	13-23	36	19	8	19	2	9
Syracuse	L, 62-84	22-54	.407	5-20	.250	13-19	.684	10-17	27	14	10	14	2	6
at Virginia		30-55	.545	12-21	.571	12-15	.800	8-25	33	13	21	10	4	8
Syracuse	W, 81-70	29-68	.426	13-32	.406	10-14	.714	13-32	45	17	16	12	9	9
Cornell		26-65	.400	9-33	.273	9-17	.529	13-29	42	16	18	15	1	7
Syracuse	W, 80-68	29-54	.537	5-11	.455	17-23	.739	11-24	35	20	7	14	4	12
at Georgetown		25-59	.424	5-26	.192	13-20	.650	14-19	33	17	13	14	4	8
Syracuse	W, 83-63	30-53	.566	5-12	.417	18-25	.720	7-29	36	17	16	19	2	11
vs. Oregon		22-61	.361	4-27	.148	15-22	.682	12-19	31	19	9	19	3	9
Syracuse	W, 83-71	33-68	.485	8-22	.364	9-13	.692	8-29	37	16	22	8	7	8
Niagara		25-61	.410	7-19	.368	14-15	.933	7-29	36	7	11	13	2	6
Syracuse	W, 81-73	27-57	.474	3-17	.176	24-30	.800	9-31	40	21	16	13	6	12
Pittsburgh		26-62	.419	10-25	.400	11-24	.458	14-25	39	19	12	15	3	5
Syracuse	L, 66-86	24-55	.436	4-16	.250	14-17	.824	6-25	31	18	14	17	3	7
at Duke		31-59	.525	8-17	.471	16-18	.889	5-25	.30	13	19	11	5	11
Syracuse	W, 69-59	23-61	.377	6-21	.286	17-23	.730	10-26	36	7	14	8	7	17
Boston College		24-62	.387	8-29	.276	3-4	.750	13-29	42	18	11	22	7	4
Syracuse	L, 67-103	23-63	.365	4-19	.211	17-21	.810	7-23	30	18	8	17	4	7
at North Carolina		37-77	.481	7-26	.269	22-27	.815	19-34	53	15	16	14	4	13
Syracuse	W, 69-58	25-53	.472	10-17	.588	9-13	.692	6-30	36	18	13	9	3	5
at Pittsburgh		23-65	.354	5-26	.192	7-11	.636	15-25	40	16	11	10	8	3
Syracuse	W, 72-69	25-63	.397	12-32	.375	10-15	.667	12-25	37	9	19	8	1	7
Miami		29-59	.492	8-23	.348	3-5	.600	6-28	34	12	10	12	2	3
Syracuse	W, 69-85	23-52	.442	1-14	.071	22-33	.667	9-29	38	19	7	16	6	5
Florida State		32-65	.492	6-17	.353	15-20	.750	8-27	35	24	15	9	1	10
Syracuse	W, 77-65	25-56	.446	7-18	.389	20-32	.625	9-31	40	13	15	9	4	10
NC State		24-67	.358	8-25	.320	9-11	.818	14-27	41	23	14	14	2	4
Syracuse	L, 75-80	30-64	.469	8-23	.348	7-14	.500	9-18	27	19	17	11	2	12
at Boston College		30-50	.600	10-20	.500	10-17	.588	7-30	37	15	16	21	3	2
Syracuse	L, 70-99	25-62	.403	7-27	.259	13-19	.684	7-16	23	22	12	10	1	8
at Wake Forest		35-53	.660	12-19	.632	17-24	.708	5-31	36	17	16	14	2	5
Syracuse	W, 94-92	31-51	.608	10-22	.455	22-33	.667	2-19	21	13	20	10	7	11
Louisville		35-65	.538	11-25	.440	11-15	.733	14-26	40	20	15	17	2	6
Syracuse	L, 68-77	25-64	.391	7-23	.304	11-15	.733	8-16	24	15	11	8	2	14
Clemson		31-51	.608	6-14	.429	9-13	.692	7-34	41	12	17	21	5	5
Syracuse	W, 86-79	30-48	.625	8-17	.471	18-25	.720	3-20	23	11	11	8	1	10
North Carolina		29-61	.475	12-27	.444	9-11	.818	13-18	31	20	19	11	1	4
Syracuse	L, 60-65	22-60	.367	4-25	.160	12-17	.706	4-24	28	17	10	7	2	12
at Georgia Tech		24-61	.393	7-25	.280	10-12	.833	12-37	49	17	14	17	2	6
Syracuse	W, 87-83	30-59	.508	9-17	.529	18-19	.947	11-20	31	20	15	11	3	6
at NC State		26-57	.456	7-18	.389	24-29	.828	14-18	32	12	10	11	5	4
Syracuse	W, 88-85	34-64	.531	7-16	.438	13-18	.722	9-16	25	14	17	7	4	10
Notre Dame		32-52	.615	12-21	.571	9-12	.750	6-24	30	15	16	17	0	4
Syracuse	W, 84-71	34-60	.567	4-13	.308	12-12	1.000	6-25	31	8	18	7	3	8
Virginia Tech		31-63	.492	6-20	.300	3-3	1.000	7-20	27	11	14	10	1	4
Syracuse	W, 82-76	26-45	.578	5-8	.625	25-39	.641	2-29	31	18	14	14	5	9
at Louisville		28-64	.438	4-19	.211	16-20	.800	9-25	34	27	15	13	4	8
Syracuse	at Clemson													
SYRACUSE TOTALS		828-1,798	.461	205-610	.336	441-612	.721	261-746	1,007	462-8	418	338	126	280
OPPONENT TOTALS		839-1,841	.456	232-686	.338	337-471	.715	335-795	1,130	489-9	423	443	88	184

THE LAST TIME THAT -- INDIVIDUAL

Syracuse Individual

Scored 40 or more points:	Andrew White III, 40, Ga. Tech, 3/4/2017
Scored 40 or more points (OT):	John Gillon, 43, at NC State, 2/1/2017
Scored 30 or more points:	Chris Bell, 30, Louisville, 2/7/2024
Scored 30 or more points (OT):	Joseph Girard, 31, vs. Richmond, 11/21/2022
Made 15 FGs:	Lawrence Moten, 15 at Villanova, 2/14/1995
Made 11 FGs:	Chris Bell, 11, Louisville, 2/7/2024
Made 10 FGs:	Judah Mintz, Virginia Tech, 2/27/2024
Made 9 3PT FGs:	Trevor Cooney, 9, Notre Dame, 1/30/2012
Made 9 3PT FGs (OT):	John Gillon, 9, at NC State, 2/1/2017
Made 8 3PT FGs:	Chris Bell, 8 at NC State, 2/20/2024
Made 7 3PT FGs:	Joe Girard III, 7 at Miami, 1/5/2022
Made 7 3PT FGs (OT):	Cole Swider, 7 at N. Carolina, 2/28/2022
7 players made a 3PT FG	at Pittsburgh, 1/16/2024: Chris Bell, Quadir Copeland, Kyle Cuffe, Judah Mintz, Justin Taylor, JJ Starling and Benny Williams
Made 17+ FTs:	Hakim Warrick, 18 vs. Rhode Island, 11/30/2003
Made 15+ FTs:	Oshae Brissett, 16, Buffalo, 12/19/2017
Made 15+ FTs (OT):	Jonny Flynn, 16 vs. Conn. (BET), 3/12/2009
Made 10+ FTs:	Judah Mintz, 14, NC State, 1/27/2024
Made 10+ FTs (OT):	Tyus Battle, 10 at Florida State, 1/13/2018
Had 30+ rebounds:	Frank Reddout, 34 vs. Temple, 2/9/1952
Had 25+ rebounds:	Dave Bing, 25 vs Cornell, 2/8/1966
Had 20+ rebounds:	Jesse Edwards, 20, Wake Forest, 3/4/2023
Had 15+ rebounds:	Jesse Edwards, 15, Notre Dame, 1/14/2023
Had 15+ rebounds (OT)	Paschal Chukwu, 18 at Duke, 1/14/2019
Had 12+ offensive rebounds:	Tyler Roberson, at Duke, 1/18/2016
Had 10+ offensive rebounds:	Cole Swider, vs. Villanova, 12/7/2021
Had 15+ defensive rebounds:	Rick Jackson, Providence, 12/28/2010
Had 10+ defensive rebounds:	Quadir Copeland, 10, New Hampshire, 11/6/2023
Had 15+ assists:	Michael Carter-Williams, 16, Monmouth, 12/8/2012
Had 13+ assists:	Judah Mintz, 13, Miami, 1/0/2024
Had 10+ assists (OT):	Kaleb Joseph, 12/20/2014 at Villanova
Had consecutive 10+ assist games:	John Gillon (11, Miami, 1/4/2017; 11, Pittsburgh, 1/7/2017)
Had 8+ blocks:	Paschal Chukwu, 8, Buffalo, 12/19/2017
Had 5+ blocks	Maliq Brown, 6, Louisville, 2/7/2024
Had 5+ blocks (OT):	Mounir Hima, 7, vs. St. John's, 11/22/2022
Had 10 steals:	Todd Burgan vs. Colgate, 12/30/1997
Had 8+ steals:	DeShaun Williams, 9 vs. B.C., 3/3/2002
Had 6+ steals:	Kadary Richmond, at Clemson, 2/6/2021
Had 5+ steals:	Maliq Brown, 5 at Georgia Tech, 2/17/2024
Had 5+ steals (OT):	Buddy Boeheim, Indiana 11/30/2021
Played 60+ minutes:	Jonny Flynn (67), Eric Devendorf (61) vs. Connecticut (BET), 3/12/2009
Played 50+ minutes:	Buddy Boeheim (50), vs. Indiana (2OT), 11/30/2021
Played 40+ minutes:	Benny Williams (45) vs. St. John's, 11/22/2022
Played 40 minutes	Chris Bell, Maliq Brown at Louisville, 3/2/2024
Three players had a double-double	Marek Dolezaj (20-10 assists), Alan Griffin (17-13 reb.), Quincy Guerrier (15-13 reb.), Bryant, 11/27/2020
Three players had a double-double (pts-rebs):	Donte Greene (19-13), Arinze Onuaku (17-14), Kristof Ongenaet (10-11 at Seton Hall, 3/5/2008
Two players had a double-double:	Judah Mintz (10 pts.-13 assists), Maliq Brown (10 pts.-11 rebs.) Miami, 1/20/2024
Two players had a double-double (OT):	Jimmy Boeheim (20 pts.-10 rebs.), Cole Swider (28 pts.-12 rebs.), Georgia Tech, 2/21/2022
Had a double-double (pts-rebs):	Maliq Brown (10 pts.-10 rebs.) at Louisville, 3/2/2024

Had a double-double (OT)	Benny Williams (11 pts.-10 rebs.) vs. St. John's, 11/22/2022
Had a double-double (pts-assists):	Judah Mintz (10 pts.-13 assists), Miami, 1/20/2024
Had a double-double OT (pts-assists):	Kaleb Joseph (10-10) at Villanova, 12/20/2014
Had a double-double (pts-blocks):	Fab Melo, (12-10) vs. Seton Hall, 12/28/2011
Had a triple-double:	Allen Griffin, (14-11-10) vs. Pittsburgh, 2/27/2001
Three players disqualified:	Wake Forest, 2/8/2020; Marek Dolezaj, Quincy Guerrier, Bourama Sidibe
Two players had 30 points:	at Pittsburgh, 2/11/1972; Greg Kohls (34), Mike Lee (32)
Four players had 20 points:	Massachusetts, 11/28/2007: Eric Devendorf (23), Jonny Flynn (20), Donte Greene (20), Arinze Onuaku (20)
Four players had 20 points (OT):	vs. Connecticut (BET), 3/12/2009: Jonny Flynn (34), Paul Harris (29), Eric Devendorf (22), Andy Rautins (20)
Three players had 20 points:	at Miami, 1/5/2022, Joe Girard III (26), Jesse Edwards (22), Cole Swider (20)
Three players had 20 points (OT):	Indiana, 11/30/2021: Buddy Boeheim (27), Jimmy Boeheim (26), Joe Girard III (22)
Two players had 20 points:	at Louisville, 3/2/2024: Chris Bell (23); Judah Mintz (21)
Two players had 20 points (OT):	at Georgetown, 12/16/2017: Tyus Battle (29), Oshae Brissett (25)
Five players had 15 points:	at NC State, 2/2/2022: Jesse Edwards (19), Cole Swider (19), Joseph Girard III (18), Buddy Boeheim (17), Jimmy Boeheim (16)
Four players had 15 points:	Bryant, 11/27/2020: Buddy Boeheim (21), Marek Dolezaj (20), Alan Griffin (17), Quincy Guerrier (15)
Four players had 15 points (OT):	Indiana, 11/30/2021: Buddy Boeheim (27), Jimmy Boeheim (26), Joe Girard III (22)
Eight players had 10+ points	E. Michigan, 12/19/2016; Tyus Battle (18), John Gillon (14), Andrew White (14), DaJuan Coleman (12), Tyler Lydon (12), Tyler Roberson (11), Frank Howard (10), Taurean Thompson (10)
Seven players had 10+ points	Monmouth, 12/8/2012: Brandon Triche (18), M. Carter-Williams (15), Trevor Cooney (15), C.J. Fair (14), James Southerland (14), Rakeem Christmas (11), DaJuan Coleman (11)
Six players had 10+ points	S. Carolina State, 11/22/2016: Andrew White III (15), John Gillon (14), Tyler Lydon (14), Tyler Roberson (13), Taurean Thompson (12), Frank Howard (10)
Five players had 10+ points:	at Louisville, 3/2/2024: Chris Bell (23), Judah Mintz (21), Justin Taylor (11), Maliq Brown (10), J.J. Starling (14)
Five players had 10 points (OT):	Indiana, 11/30/2021: Buddy Boeheim (27), Jimmy Boeheim (26), Joe Girard III (22), Jesse Edwards (17), Cole Swider (14)
Zero players had 10+ points:	at Illinois, 11/29/2022
Three players had 10+ rebounds:	Monmouth, 12/8/2012: DaJuan Coleman (14), C.J. Fair (10), Baye Moussa Keita (10)
Three players had 10+ rebounds (OT):	Georgia Tech (OT), 2/21/2022: Frank Anselem (10), Jimmy Boeheim (10), Cole Swider (12)
Two players had 10+ rebounds:	vs. Wake Forest (ACCT), 3/8/2023; Benny Williams (11), Jesse Edwards (10)
Two players had 10+ reb. (OT):	Buffalo, 12/19/2020; Quincy Guerrier (11), Marek Dolezaj (10)
Led team in pts., rebs. and assists	Oshae Brissett at Clemson, 3/9/2019; (15 pts., 7 rebs., 3 assists)
5x5	Maliq Brown, Louisville, 2/7/2024; (11 pts., 9 rebs., 5 assists, 6 blocks, 5 steals)

THE LAST TIME THAT -- TEAM

Syracuse Team

Won in overtime:	74-71, vs. Richmond, 11/21/2022
Won in overtime at home:	74-73, Georgia Tech, 2/21/2022
Won in overtime on the road:	63-55, at Virginia, 1/11/2020
Lost in overtime:	69-76 vs. St. John's, 11/22/2022
Lost in overtime at home:	57-60, St. Bonaventure, 12/22/2017
Lost in overtime on the road:	79-88 at North Carolina, 2/28/2022
Won in two overtimes at home:	112-110, Indiana, 11/30/2021
Won in two overtimes on the road:	93-91, at St. John's, 3/4/2001
Lost in two overtimes:	90-101, at Florida State, 1/13/2018
Lost in two overtimes at home:	N/A
Lost in two overtimes on the road:	90-101, at Florida State, 1/13/2018
Won in three overtimes at home:	87-85, Connecticut, 2/18/1984
Won in three overtimes on the road:	93-90, at Colgate, 2/16/1965
Lost in three overtimes:	N/A
Played six overtimes:	127-117, vs. Connecticut (BET), 3/12/2009
Won by 30+ points	96-57 vs. Florida State (ACCT), 3/9/2022
Lost by 30+ points	36, 103-67 at North Carolina, 1/13/2024
Won by 40+ points	97-46, Bucknell, 11/23/2019
Lost by 40+ points	59-122, vs. NYU, 12/15/1961
Won by 60+ points	127-67, American, 12/2/1964
Scored 100 points:	101, at Boston College, 12/12/2020
Scored 100 points (overtime):	112, Indiana, 11/30/2021, 2 OT
Scored 100 points in consec. games:	104, Lafayette, 12/13/1993; 108, MD-Eastern Shore, 12/18/1993
Scored 90 points	94, Louisville, 2/7/2024
Scored 90 points (overtime):	95, at Duke OT, 1/14/2019
Scored 90 points in consec. games:	98, Albany, 11/15/11; 92, Colgate, 11/19/2011
Scored 50+ in the first half:	55 at NC State, 2/20/2024
Scored 50+ in the second half	51, Pittsburg, 12/30/2023
Scored 60+ in the first half	60, Maine, 12/5/2009
Scored 60+ in the second half	63, Charlotte, 11/26/2003
Scored less than 40 points:	34, Virginia, 11/6/2019
Scored less than 20 in the first half:	19 at Clemson, 2/6/2021
Scored less than 20 in the second half:	19, at Virginia, 1/20/2020
Gave up 100 points:	103 at North Carolina, 1/13/2024
Gave up 100 points (overtime):	112, Indiana, 11/30/2021, 2OT
Gave up 100 points and won:	104, West Virginia, 2/11/1967
Gave up 100 points and won (OT):	117, Connecticut, 3/12/2009
Gave up 90 points:	92, Louisville, 2/7/2024
Gave up 90 points (OT):	96, Buffalo, 12/19/2020
Gave up 90 points and won:	92 Southern Illinois, 3/17/1995
Gave up 90 points and won (OT):	96, Buffalo, 12/19/2020
Came back from down 15+ to win	16, Buffalo (OT), 12/19/2020
Came back from down 20+ to win	24, Colgate, 11/14/2023
Led by 15+ and lost	18, Miami, 3/5/2022
Gave up less than 50 points:	45, Niagara, 12/3/2020
Gave up less than 40 points:	34, E. Washington, 11/6/2018
Gave up less than 20 in a half:	18, vs. San Diego State (NCAA), 3/19/2021
Gave up more than 45 in a half:	47, Louisville, 2/7/2024, 2nd
Gave up more than 55 in a half	56, Notre Dame, 2/24/2024, 2nd

Shot over 60% FG:	.608 (31-51), Louisville, 2/7/2024
Shot under 32% FG:	.278(15-54) at Illinois, 11/29/2022
Held opponent under 30% FG:	.277 (18-65), Niagara, 12/3/2020
Made 45+ FG:	47 vs. E. Tennessee State, 12/15/2007
Made 15+ 3PT:	17*, at Miami, 1/5/2022
Made 15+ 3PT (overtime)	15, at NC State, 2/1/2017
Made 13+ 3PT:	17, at Miami, 1/5/2022
Made 13+ 3PT (overtime)	13, Indiana, 11/30/2021, 2 OT
Shot 60% 3PT (min. 10 makes)	.619 (13-21), Brown, 12/27/2021
Did not make a 3PT:	Holy Cross, 11/28/2014
Attempted 50 FT:	51 vs. Connecticut (BET), 3/12/2009
Attempted 40 FT:	41 vs. California (NCAA), 3/23/2013
Attempted 40 FT (OT):	42, Buffalo, 12/19/2020
Attempted less than 6 FT	3, North Carolina, 1/25/2023
Made 40 FT:	40 vs. Connecticut (BET), 3/12/2009
Made 35 FT:	40 vs. Connecticut (BET), 3/12/2009
Made less than 5 FT:	2, North Carolina, 1/25/2023
Had 60+ rebounds:	63, Monmouth, 12/8/2012
Had 50+ rebounds:	51, Niagara, 12/3/2020
Had 20+ rebound margin	+22, South Carolina State, 11/22/2016
Had 30+ rebound margin	+30, Kennesaw State, 11/14/2014
Committed 25 fouls:	25, Duke, 2/1/2020
Had 30+ assists:	34, Eastern Michigan, 12/19/2016
Committed less than 5 turnovers:	4 at Notre Dame, 12/3/2022
Committed less than 10 turnovers:	7, Virginia Tech, 2/27/2024
Committed less than 10 turnovers in overtime:	6, vs. Richmond, 11/21/2022
Committed 25+ turnovers:	26 vs. E. Tennessee State, 12/15/2007
Forced 30-or-more turnovers:	32, Albany, 11/9/2009
Had 20+ steals:	21, Albany, 11/9/2009
Had 15+ steals:	17, Boston College, 1/10/2024
Had 15+ blocked shots:	15, Oakland, 11/20/2017
Won on last-second shot	Miami, 72-69, 1/20/2024 (Quadir Copeland 3-pt)
Lost on last-second shot	Bryant, 73-72, 11/26/2022 (Sherif Gross-Bullock, lane)

*Syracuse record



2023-24 Syracuse Men's Basketball Combined Team Statistics All games

Page 1/1
as of Mar 03, 2024

Game Records

Record	Overall	Home	Away	Neutral
ALL GAMES	20-10	14-2	4-6	2-2
CONFERENCE	11-8	8-2	3-6	0-0
NON-CONFERENCE	9-2	6-0	1-0	2-2

Score by Periods

Team	1st	2nd	OT	TOT
Syracuse	1071	1231	0	2302
Opponents	1002	1245	0	2247

Team Box Score

No.	Player				Total		3-Point		F-Throw		Rebounds											
		GP-GS	MIN	AVG	FG-FGA	FG%	3FG-3FGA	3FG%	FT-FTA	FT%	OFF	DEF	TOT	AVG	PF	DQ	A	TO	BLK	STL	PTS	AVG
3	MINTZ, Judah	30-29	1007:47	33.6	171-387	.442	24-78	.308	195-253	.771	14	81	95	3.2	66	2	134	87	4	65	561	18.7
2	STARLING, JJ	30-30	1039:19	34.6	163-355	.459	42-128	.328	39-54	.722	19	81	100	3.3	42	0	54	51	6	26	407	13.6
4	BELL, Chris	30-30	807:04	26.9	128-297	.431	80-191	.419	30-36	.833	5	66	71	2.4	50	0	21	26	22	17	366	12.2
1	BROWN, Maliq	30-16	868:54	29.0	117-169	.692	6-17	.353	42-59	.712	68	139	207	6.9	90	2	55	37	27	67	282	9.4
24	COPELAND, Quadir	30-1	656:38	21.9	97-201	.483	7-33	.212	78-115	.678	39	102	141	4.7	69	3	84	57	6	45	279	9.3
13	WILLIAMS, Benny	18-0	306:60	17.1	38-95	.400	7-34	.206	14-26	.538	16	55	71	3.9	34	0	22	21	16	17	97	5.4
5	TAYLOR, Justin	30-30	701:37	23.4	56-157	.357	25-83	.301	20-31	.645	12	109	121	4.0	35	0	31	26	8	23	157	5.2
10	MCLEOD, Naheem	14-14	203:55	14.6	19-32	.594	0-0	.000	16-23	.696	30	30	60	4.3	11	0	1	6	27	3	54	3.9
0	CUFFE, JR., Kyle	27-0	287:08	10.6	32-82	.390	13-43	.302	6-13	.462	10	19	29	1.1	40	1	14	15	5	14	83	3.1
14	RUFFIN, Niko	2-0	03:59	2.0	1-2	.500	1-2	.500	0-0	.000	0	1	1	0.5	0	0	0	0	0	0	3	1.5
23	CAREY, Peter	13-0	69:43	5.4	4-14	.286	0-0	.000	1-2	.500	3	9	12	0.9	18	0	1	0	2	3	9	0.7
55	HIMA, Mounir	13-0	42:56	3.3	2-3	.667	0-0	.000	0-0	.000	2	4	6	0.5	7	0	1	1	3	0	4	0.3
12	CLAYTON, Anthony	2-0	03:59	2.0	0-4	.000	0-1	.000	0-0	.000	0	0	0	0.0	0	0	0	0	0	0	0	0.0
Team											43	50	93				11					
Total		30	6000		828-1798	.461	205-610	.336	441-612	.721	261	746	1007	33.6	462	8	418	338	126	280	2302	76.7
Opponents		30	6000		839-1841	.456	232-686	.338	337-471	.715	335	795	1130	37.7	489	9	423	443	88	184	2247	74.9

Team Statistics

	SU	OPP
Scoring	2302	2247
Points per game	76.7	74.9
Scoring margin	+1.8	-
Field goals-att	828-1798	839-1841
Field goal pct	.461	.456
3 point fg-att	205-610	232-686
3-point FG pct	.336	.338
3-pt FG made per game	6.8	7.7
Free throws-att	441-612	337-471
Free throw pct	.721	.715
F-Throws made per game	14.7	11.2
Rebounds	1007	1130
Rebounds per game	33.6	37.7
Rebounding margin	-4.1	-
Assists	418	423
Assists per game	13.9	14.1
Turnovers	338	443
Turnovers per game	11.3	14.8
Turnover margin	+3.5	-
Assist/turnover ratio	1.2	1.0
Steals	280	184
Steals per game	9.3	6.1
Blocks	126	88
Blocks per game	4.2	2.9
Winning streak	4	-
Home win streak	3	-
Attendance	324603	115643
Home games-Avg/Game	16-20288	10-11564
Neutral site-Avg/Game	-	4-3834

Team Results

Date	Opponent		Score	Att.
11/06/2023	New Hampshire	W	83-72	19130
11/08/2023	Canisius	W	89-77	19080
11/14/2023	Colgate	W	79-75	19387
11/20/2023	vs Tennessee	L	56-73	4838
11/21/2023	vs Gonzaga	L	57-76	3602
11/22/2023	vs Chaminade	W	105-56	3757
11/28/2023	LSU	W	80-57	19602
12/02/2023	at Virginia	L	62-84	14637
12/05/2023	Cornell	W	81-70	19390
12/09/2023	at Georgetown	W	80-68	14193
12/17/2023	vs Oregon	W	83-63	3138
12/21/2023	Niagara	W	83-71	18239
12/30/2023	Pittsburgh	W	81-73	20642
01/02/2024	at Duke	L	66-86	9314
01/10/2024	Boston College	W	69-59	17311
01/13/2024	at North Carolina	L	67-103	21750
01/16/2024	at Pittsburgh	W	69-58	7708
01/20/2024	Miami (FL)	W	72-69	20960
01/23/2024	Florida St.	L	69-85	19859
01/27/2024	NC State	W	77-65	21814
01/30/2024	at Boston College	L	75-80	6611
02/03/2024	at Wake Forest	L	70-99	11412
02/07/2024	Louisville	W	94-92	19426
02/10/2024	Clemson	L	68-77	23050
02/13/2024	North Carolina	W	86-79	21275
02/17/2024	at Georgia Tech	L	60-65	6241
02/20/2024	at NC State	W	87-83	12766
02/24/2024	Notre Dame	W	88-85	25194
02/27/2024	Virginia Tech	W	84-71	20244
03/02/2024	at Louisville	W	82-76	11011



2023-24 Syracuse Men's Basketball Combined Team Statistics In Conference games

Page 1/1
as of Mar 03, 2024

Game Records

Record	Overall	Home	Away	Neutral
ALL GAMES	11-8	8-2	3-6	0-0
CONFERENCE	11-8	8-2	3-6	0-0
NON-CONFERENCE	0-0	0-0	0-0	0-0

Score by Periods

Team	1st	2nd	OT	TOT
Syracuse	681	745	0	1426
Opponents	659	830	0	1489

Team Box Score

No.	Player				Total		3-Point		F-Throw		Rebounds														
		GP-GS	MIN	AVG	FG-FGA	FG%	3FG-3FGA	3FG%	FT-FTA	FT%	OFF	DEF	TOT	AVG	PF	DQ	A	TO	BLK	STL	PTS	AVG			
3	MINTZ, Judah	19-18	669:39	35.2	103-241	.427	10-43	.233	113-149	.758	9	51	60	3.2	39	1	91	55	1	39	329	17.3			
2	STARLING, JJ	19-19	658:01	34.6	110-228	.482	35-96	.365	23-30	.767	7	44	51	2.7	27	0	21	27	3	16	278	14.6			
4	BELL, Chris	19-19	522:21	27.5	77-170	.453	51-116	.440	28-31	.903	2	45	47	2.5	33	0	13	16	15	11	233	12.3			
24	COPELAND, Quadir	19-1	448:42	23.6	65-141	.461	7-24	.292	63-92	.685	24	58	82	4.3	48	3	54	37	3	33	200	10.5			
1	BROWN, Maliq	19-16	628:06	33.1	80-120	.667	5-14	.357	32-47	.681	42	105	147	7.7	62	2	46	28	19	42	197	10.4			
13	WILLIAMS, Benny	11-0	214:24	19.5	25-66	.379	3-21	.143	13-24	.542	14	38	52	4.7	24	0	14	13	11	13	66	6.0			
5	TAYLOR, Justin	19-19	389:29	20.5	25-70	.357	6-31	.194	15-24	.625	9	48	57	3.0	18	0	13	15	4	13	71	3.7			
10	MCLEOD, Naheem	3-3	31:47	10.6	2-3	.667	0-0	.000	4-4	1.000	0	5	5	1.7	3	0	0	3	5	1	8	2.7			
0	CUFFE, JR., Kyle	16-0	149:13	9.3	14-38	.368	4-19	.211	5-11	.455	7	7	14	0.9	18	0	8	6	1	5	37	2.3			
23	CAREY, Peter	9-0	56:51	6.3	3-11	.273	0-0	.000	1-2	.500	2	6	8	0.9	16	0	1	0	2	3	7	0.8			
55	HIMA, Mounir	10-0	28:08	2.8	0-1	.000	0-0	.000	0-0	.000	0	3	3	0.3	6	0	0	1	2	0	0	0.0			
14	RUFFIN, Niko	1-0	01:39	1.7	0-1	.000	0-1	.000	0-0	.000	0	1	1	1.0	0	0	0	0	0	0	0	0.0			
12	CLAYTON, Anthony	1-0	01:39	1.7	0-1	.000	0-0	.000	0-0	.000	0	0	0	0.0	0	0	0	0	0	0	0	0.0			
Team											23	29	52					3							
Total		19	3800		504-1091	.462	121-365	.332	297-414	.717	139	440	579	30.5	294	6	261	204	66	176	1426	75.1			
Opponents		19	3800		557-1148	.485	159-417	.381	216-291	.742	196	508	704	37.1	319	6	281	269	61	109	1489	78.4			

Team Statistics

	SU	OPP
Scoring	1426	1489
Points per game	75.1	78.4
Scoring margin	-3.3	-
Field goals-att	504-1091	557-1148
Field goal pct	.462	.485
3 point fg-att	121-365	159-417
3-point FG pct	.332	.381
3-pt FG made per game	6.4	8.4
Free throws-att	297-414	216-291
Free throw pct	.717	.742
F-Throws made per game	15.6	11.4
Rebounds	579	704
Rebounds per game	30.5	37.1
Rebounding margin	-6.6	-
Assists	261	281
Assists per game	13.7	14.8
Turnovers	204	269
Turnovers per game	10.7	14.2
Turnover margin	+3.4	-
Assist/turnover ratio	1.3	1.0
Steals	176	109
Steals per game	9.3	5.7
Blocks	66	61
Blocks per game	3.5	3.2
Winning streak	4	-
Home win streak	3	-
Attendance	209775	101450
Home games-Avg/Game	10-20978	9-11272
Neutral site-Avg/Game	-	0-0

Team Results

Date	Opponent		Score	Att.
12/02/2023	at Virginia	L	62-84	14637
12/30/2023	Pittsburgh	W	81-73	20642
01/02/2024	at Duke	L	66-86	9314
01/10/2024	Boston College	W	69-59	17311
01/13/2024	at North Carolina	L	67-103	21750
01/16/2024	at Pittsburgh	W	69-58	7708
01/20/2024	Miami (FL)	W	72-69	20960
01/23/2024	Florida St.	L	69-85	19859
01/27/2024	NC State	W	77-65	21814
01/30/2024	at Boston College	L	75-80	6611
02/03/2024	at Wake Forest	L	70-99	11412
02/07/2024	Louisville	W	94-92	19426
02/10/2024	Clemson	L	68-77	23050
02/13/2024	North Carolina	W	86-79	21275
02/17/2024	at Georgia Tech	L	60-65	6241
02/20/2024	at NC State	W	87-83	12766
02/24/2024	Notre Dame	W	88-85	25194
02/27/2024	Virginia Tech	W	84-71	20244
03/02/2024	at Louisville	W	82-76	11011