



2024 GAME NOTES

CLEMSON LACROSSE

SECOND SEASON - EST. 2023

Game 12: Clemson Tigers vs. Virginia Tech Hokies

March 30, 2024 • Clemson Lacrosse Complex • Clemson, S.C.

THE MATCHUP

CLEMSON

OVERALL: 7-4

Home: 3-3

Away: 4-1

Non-Conf: 6-0

ACC: 1-4

Head Coach: Allison Kwolek
Associate HC: Bill Olin
Asst. Coach: Madison Carter
Asst. Coach: Marina Miller

VIRGINIA TECH

OVERALL: 8-4

Home: 4-2

Away: 4-2

Non-Conf: 6-1

ACC: 2-3

Head Coach: Kristen Skiera
Associate Coach: Shannon Jacobitti
Asst. Coach: Mary Claire Byrne
Asst. Coach: Taylor Paige

THE SERIES

OVERALL: 1-0

Home:

Away: 1-0

Neutral:

Last game: W 16-12

Current Streak: W 1-0

VIRGINIA TECH

- The Hokies are coming off of a 13-9 ACC win over Pittsburgh where goalie Jocelyn Torres recorded a season best of 13 saves
- Kayla Downey leads VT in points and assists, and is No. 4 in the country in total assists with 36

CLEMSON'S LAST GAME

- Dominating Queens in almost every aspect of the game, Clemson defeated Queens 21-4 on Sunday, March 24
- The Tigers won 71% of the draws to give their offense the advantage, allowing Clemson to outshoot Queens 39 to 18.
- 12 Tigers got the ball in the back of the net, with Hanna Hilcoff leading the team as she scored a season high of four goals.

SERIES

- Clemson is 1-0 in the series against Virginia Tech, as they defeated the Hokies at Virginia Tech last year 16-12.
- Hanna Hilcoff led the charge with a season high of six goals
- The Tigers secured the victory with four straight goals in the fourth quarter.

LIVE STATS

- Visit the Tigers' schedule page on ClemsonTigers.com or click here.

COMPARISON



VS.



| | | |
|-------|--------|-------|
| 16.27 | GPG | 13.00 |
| 17.36 | GBG | 16.08 |
| 0.591 | DC% | 0.598 |
| 0.482 | SHT% | 0.452 |
| 0.464 | Save% | 0.447 |
| 0.958 | Clear% | 0.906 |

CAPTAINS



Ella Little
Senior
Midfielder



Shannon Brazier
Graduate
Midfielder



Kerri Thornton
Graduate
Midfielder



Bella D'Gracia
Senior
Defender

THINGS TO NOTE

CLEMSON IN THE POLLS

- Clemson was ranked in the top 25 for 7 weeks

TOP 10 NATIONAL RANKS

- No. 2 Clearing Percentage
- No. 4 Attendance
- No. 6 Shots on Goal Per Game
- No. 8 Scoring Offense
- No. 9 Draw Controls Per Game

LEADING THE ACC

- No. 1 Ground Balls Per Game, Free Position Percentage, Draw Controls Per Game & Clearing Percentage
- No. 2 Save Percentage & Scoring Offense

FRESHMEN TRENDING

- Regan Byrne
 - No. 4 Freshman nationally & No. 1 in ACC in goals per game
- Natalie Shurtleff
 - No. 4 Freshman nationally & No. 2 in the ACC in assists
- Kayla Macleod
 - No. 20 nationally in free position goals per game
 - No. 1 Freshman nationally in free position goals per game
 - Scored a career high 5 goals against Notre Dame

ROSTER

- By Class: 8 Freshmen, 9 Sophomores, 3 Juniors, 5 Seniors, 8 Graduates
- By enrollment: 17 returners, 8 transfers, 8 freshmen
- By state: Md.(12), N.Y. (10), Pa.(3), S.C.(2), Fla.(2), Ga.(1), Texas(1), N.H.(1)

WHERE THEY ARE PLAYING

- The 2024 season is being played in their brand new lacrosse complex on the banks of Lake Hartwell. Clemson is now the only place in the country to have a facility and stadium dedicated solely to women's lacrosse.

SCHEDULE

| Date | Day | Network | ACC | Opponent | Result/Time |
|------|--------|---------|-----|-------------------|-------------|
| 2/10 | Sat. | ACCN | | Davidson | W 19-10 |
| 2/14 | Wed. | | | at Furman | W 11-5 |
| 2/17 | Sat. | ACCNX | | Coastal | W 16-5 |
| 2/24 | Sat. | ACCN | * | at Duke | W 20-11 |
| 3/2 | Sat. | ACCNX | * | UVA | L 12-18 |
| 3/5 | Tue. | ACCNX | | at Mercer | W 22-10 |
| 3/9 | Sat. | ACCNX | * | UNC | L 9-18 |
| 3/11 | Mon. | ACCNX | | at Wofford | W 23-4 |
| 3/16 | Sat. | ACCNX | * | at Louisville | L 12-13 |
| 3/22 | Fri. | ACCNX | * | Notre Dame | L 13-14 2OT |
| 3/24 | Sun. | ACCNX | | Queens | W 21-4 |
| 3/30 | Sat. | ACCNX | * | Virginia Tech | 12:00 p.m. |
| 4/2 | Tue. | ACCNX | | at ECU | 5:00 p.m. |
| 4/7 | Sun. | ACCNX | * | at Boston College | 12:00 p.m. |
| 4/13 | Sat. | ACCNX | * | Syracuse | 12:00 p.m. |
| 4/18 | Thurs. | ACCNX | * | at Pitt | 4:00 p.m. |

NOTES

Media Information

Women's Lacrosse Contact:

Megan Kinner (Clemson '22)
 Email: mkinner@g.clemson.edu
 Phone: (443)280-1705

Assoc. AD Communications

Jeff Kallin
 Email: kallin@clemson.edu

Social Media

@ClemsonWlax (Twitter & Instagram)
 @ClemsonWlacrosse (Facebook)
 @ClemsonTigers (Main Athletics)

ACC Media Relations

Andy Fledgerjohann is the women's lacrosse athletic communications contact at the ACC office. He can be reached at 336-369-1002 (office) or via email at afledger@theacc.org.

Credentials

Members of the working press can request media credentials on a season or game-by-game basis. All requests must be sent to Megan Kinner via email. Season credentials may be requested at any point throughout the season. Those interested in a single game credential must make the request at least one day prior to the game

Interviews

Interviews are available at any point throughout the week with select players and coaches. Contact Megan Kinner via phone or email to make all interview requests. Players are available at the discretion of the lacrosse staff upon request.

QUICK FACTS - CLEMSON

| | |
|--------------------------------------|---|
| Nickname | Tigers |
| Location | Clemson, S.C. |
| Colors | Tiger Orange & Regalia |
| Founded | 1889 |
| Enrollment | 28,466 |
| Conference | Atlantic Coast Conference |
| Facility/Year (Capacity) | Clemson Lacrosswe Field (1,000) |
| President | Dr. James P. Clements (Maryland-Baltimore County '85) |
| Director of Athletics | Graham Neff (Georgia Tech '06) |
| Sports Administrator | Stephanie Elison-Johnson |
| Head Coach | Allison Kwolek (William & Mary '03) |
| Associate Head Coach | Bill Olin (Rutgers '10) |
| Assistant Coach | Madison Carter (Penn State '20) |
| Assistant Coach | Marina Miller (Clemson '23) |
| Director of Operations | Sam Sorrell (Clemson '20) |
| Athletic Trainer | Amanda Taylor |
| Strength & Conditioning Coach | Erika Troutman |
| Sports Nutrition Fellow | Caroline Klingler |
| Associate Director/Academic Services | Chelsea Ingersoll |
| First Year of Lacrosse | 2023 |
| Seasons of Lacrosse | 2 |
| Overall Record | 19-10 |

TIGERS IN THE POLLS

| Week | IWLCA/ILWomen | USA Lacrosse |
|-----------|---------------|--------------|
| Preseason | 23 | Considered |
| 1 | 21 | Considered |
| 2 | 19 | 20 |
| 3 | 18 | 19 |
| 4 | 20 | 20 |
| 5 | 20 | Considered |
| 6 | RV | * |
| 7 | RV | * |

2024 STAT LEADERS

| Category | Player | No. |
|------------------|-------------------|-----|
| Points | Claire Bockstie | 47 |
| Goals | Claire Bockstie | 32 |
| Assists | Claire Bockstie | 15 |
| Draw Controls | Hanna Hilcoff | 30 |
| Ground Balls | Bella Karstien | 21 |
| Caused Turnovers | Paris Masaracchia | 18 |

ACC RANKINGS

| | | | |
|----|----------------|-----|---------------|
| 1. | Syracuse | 6. | Virginia Tech |
| 2. | Boston College | 7. | Duke |
| 3. | Virginia | 8. | Louisville |
| 4. | Notre Dame | 9. | Clemson |
| 5. | North Carolina | 10. | Pitt |

HISTORICAL TIMELINE

| | | | |
|---|--|---|--|
| <p>June 17, 2021 Clemson Director of Athletics Dan Radakovich announces the addition of lacrosse program</p> <p>August 2, 2021 Allison Kwolek named Head Coach</p> <p>August 24, 2021 Madison Carter hired as Assistant Coach</p> <p>September 22, 2021 Sam Sorrell hired as Director of Operations</p> <p>November 12, 2021 Clemson announces inaugural signing class</p> <p>January 26, 2022 Clemson announces Women's Sports Facility Plan</p> | <p>May 25, 2022 Bill Olin hired as Assistant Coach</p> <p>July 6, 2022 Clemson signs 19 transfers to the inaugural roster</p> <p>August 23, 2022 First official team practice</p> <p>October 2, 2022 First scrimmage against Mercer</p> <p>November 15, 2022 Clemson signs No. 4 overall Freshmen class on National Signing Day</p> <p>December 5, 2022 2023 Inaugural schedule announced</p> <p>December 6, 2022 Clemson breaks ground on new facility</p> | <p>February 11, 2023 Clemson wins inaugural game vs. Wofford 23-1</p> <p>March 11, 2023 Clemson gets their first win over an ACC & top 25 ranked opponent against No. 13 Duke</p> <p>March 13, 2023 Clemson earns their first official top 25 ranking</p> <p>March 14, 2023 Clemson player, Emily Lamparter, named IWCLA National Player of the Week and ACC Player of the Week, Sofia Chepenik for the first time</p> <p>March 14, 2023 Head Coach Kwolek announces her breast cancer diagnosis</p> | <p>April 1, 2023 Head Coach Allison Kwolek returns to the sidelines after missing two games for treatment</p> <p>June 28, 2023 Bill Olin promoted to Associate Head Coach</p> <p>July 12, 2023 Marina Miller hired as Assistant Coach</p> <p>January 10, 2024 Clemson moves into its new facility</p> <p>February 10, 2024 Clemson plays first game in new lacrosse complex</p> |
|---|--|---|--|

2024 NUMERICAL ROSTER



| # | Player | Position | Year | Height | Hometown | Previous School | Pronunciation |
|----|-------------------|----------|-----------|--------|----------------------|-----------------|----------------------------|
| 1 | Ella Little | Midfield | Senior | 5'9 | Baltimore, Md. | UNC | |
| 2 | Alex Scialdone | Attack | Freshman | 5'5 | Yorktown Heights, NY | | Scal-dOHne |
| 3 | Camryn Pfundstein | Midfield | Freshman | 5'6 | Annapolis, Md. | | Fund-STINE |
| 4 | Paris Masaracchia | Defense | Sophomore | 5'9 | Enola, Pa. | | moss-ah-RAH-ke-ah |
| 5 | Ava Delyra | Goalie | Sophomore | 5'5 | Charleston, S.C. | | duh-LEER-ah |
| 6 | Jasmine Stanton | Attack | Freshman | 5'3 | Woodbine, Md. | | |
| 7 | Sara Palmisano | Attack | Senior | 5'7 | Delray Beach, Fla. | Denver | pol-muh-SAH-no |
| 8 | Bella Karstien | Defense | Senior | 5'9 | Reading, Pa. | Louisville | CAR-stEEen |
| 9 | Blair Byrne | Midfield | Freshman | 5'7 | Urbana, Md. | | Burn |
| 10 | Regan Byrne | Attack | Freshman | 5'7 | Urbana, Md. | | Burn |
| 11 | Kasey Beach | Midfield | Sophomore | 5'5 | Bedford, N.H. | | |
| 12 | Katie Castiello | Attack | Graduate | 5'9 | Bethesda, Md. | Cornell | Cast-E-EL-lo |
| 13 | Callie Roseberry | Midfield | Sophomore | 5'9 | Larchmont, N.Y. | | |
| 14 | Caitlin McElwee | Attack | Sophomore | 5'9 | Phoenix, Md. | JMU | MACK-el-way |
| 16 | Erin Hickey | Midfield | Sophomore | 5'4 | Farmingdale, N.Y. | | |
| 17 | Anna Brown | Midfield | Freshman | 5'6 | Kennett Square, Pa. | | |
| 18 | Ariana Kline | Defense | Graduate | 5'4 | Reading, Pa. | UConn | Arr-ee-ah-NAH |
| 19 | Nakeeya McCardell | Defense | Senior | 5'6 | Missouri City, Texas | Oregon | nah-KEE-uh muh-CAR-dell |
| 20 | Kayla Macleod | Attack | Freshman | 5'9 | Roswell, Ga. | | Muh-Cloud |
| 21 | Bella D'Gracia | Defense | Senior | 5'5 | Manorville, N.Y. | Marist | duh-GRAW-see-uh |
| 22 | Tanner Scarola | Attack | Sophomore | 5'8 | Huntington, N.Y. | | ScUH-RO-la |
| 23 | Kerri Thornton | Attack | Graduate | 5'5 | Stony Brook, N.Y. | Towson | |
| 24 | Shannon Brazier | Midfield | Graduate | 5'10 | Stony Brook, N.Y. | Cornell | braE-sZ-er (think frazier) |
| 25 | Emma Tilson | Midfield | Graduate | 5'4 | Eldersburg, Md. | Maryland | |
| 26 | Hanna Hilcoff | Attack | Graduate | 5'9 | Jupiter, Fla. | Oregon | |
| 27 | Natalie Shurtleff | Midfield | Freshman | 5'5 | Cockeysville, Md. | | |
| 28 | Summer Agostino | Midfield | Junior | 5'6 | South Setauket, N.Y. | Boston College | Ah-gah-StEEen-oh |
| 29 | Emily Lamparter | Goalie | Junior | 5'7 | Lake Wylie, S.C. | Maryland | |
| 33 | Krissy Kowalski | Goalie | Graduate | 5'5 | Manhasset, N.Y. | Penn | |
| 34 | Jordan DeBlasio | Defender | Sophomore | 5'5 | Mount Sinai, N.Y. | Syracuse | |
| 38 | Claire Bockstie | Attack | Graduate | 5'4 | Forest Hill, Md. | UMBC | |
| 45 | Demma Hall | Midfield | Junior | 5'7 | Sykesville, Md. | Maryland | Bock-STEE |

2024 BROADCAST ROSTER



#1 Ella Little
 Jr. • M • 5-9
 Baltimore, Md. • UNC



#2 Alex Scialdone
 Fr. • A • 5-5
 Yorktown Heights, N.Y. • Yorktown



#3 Camryn Pfundstein
 Fr. • M • 5-6
 Enola, Pa. • Bishop Shanahan HS



#4 Paris Masaracchia
 Soph. • D • 5-9
 Enola, Pa. • Bishop Shanahan HS



#5 Ava Delyra
 Soph. • G • 5-5
 Charleston, S.C. • Wando HS



#6 Jasmine Stanton
 Fr. • A • 5-3
 Woodbine, Md. • Century HS



#7 Sara Palmisano
 Sr. • A • 5-7
 Delray Beach, Fla. • Denver



#8 Bella Karstien
 Sr. • M • 5-9
 Reading, Pa. • Louisville



#9 Blair Byrne
 Fr. • M • 5-7
 Urbana, Md. • Glenelg Country School



#10 Regan Byrne
 Fr. • A • 5-7
 Urbana, Md. • Glenelg Country School



#11 Kasey Beach
 Soph. • M • 5-4
 Urbana, Md. • Urbana HS



#12 Katie Castiello
 Gr. • A • 5-9
 Bethesda, Md. • Cornell



#13 Callie Roseberry
 Soph. • M • 5-9
 Larchmont, N.Y. • Mamaroneck HS



#14 Caitlin McElwee
 Soph. • A • 5-9
 Phoenix, Md. • JMU



#16 Erin Hickey
 Soph. • M • 5-4
 Farmingdale, N.Y. • Farmingdale HS



#17 Anna Brown
 Fr. • M • 5-4
 Kennett Square, Pa. • Unionville HS




#18 Ariana Kline
 Gr. • D • 5-4
 Reading, Pa. • UConn



#19 Nakeeya McCardell
 Sr. • D • 5-6
 Missouri, Texas • Oregon



#20 Kayla Macleod
 Fr. • A • 5-9
 Roswell, GA. • Roswell HS



#21 Bella D'Gracia
 Jr. • D • 5-5
 Manorsville, N.Y. • Marist



#22 Tanner Scarola
 Fr. • A • 5-8
 Huntington, N.Y. • St. Anthony's HS



#23 Kerri Thornton
 Gr. • A • 5-5
 Stony Brook, N.Y. • Towson



#24 Shannon Brazier
 Gr. • M • 5-10
 Stony Brook, N.Y. • Cornell



#25 Emma Tilson
 Gr. • M • 5-4
 Eldersburg, Md. • Maryland



#26 Hanna Hilcoff
 Gr. • A • 5-9
 Jupiter, Fla. • Oregon




#27 Natalie Shurtleff
 Fr. • M • 5-5
 Cockeysville, Md. • St. Paul's



#28 Summer Agostino
 Jr. • M • 5-6
 South Setauket, N.Y. • Boston



#29 Emily Lamparter
 Jr. • G • 5-7
 Lake Wylie, S.C. • Maryland



#33 Krissy Kowalski
 Gr. • G • 5-5
 Manhasset, N.Y. • Penn



#34 Jordan DeBlasio
 Soph. • D • 5-5
 Mount Sinai, N.Y. • Syracuse



#45 Demma Hall
 Jr. • M • 5-7
 Sykesville, Md. • Maryland



#38 Claire Bockstie
 Gr. • A • 5-7
 Forest Hill, Md. • UMBC



ALLISON KWOLEK
 Head Coach
 2nd season
 Previously head coach at Richmond




BILL OLIN
 Associate Head Coach
 2nd season
 Previously associate head coach at Cornell



MADISON CARTER
 Assistant Coach
 2nd season
 Previously played at Penn State




MARINA MILLER
 Assistant Coach
 1st season
 First year coaching, Clemson lacrosse alum



Sam Sorrell
 Director of Operations
 2nd season

2024 ROSTER NOTES

1



ELLA LITTLE

Sr • M • 5-9 • Baltimore, MD. • UNC Transfer

| | G | A | Pts | GB | DC | CT |
|--------|---|---|-----|----|-----|----|
| 2024 | 0 | 0 | 0 | 0 | 20 | 0 |
| Career | 7 | 5 | 12 | 10 | 173 | 8 |

| | | | | | | |
|-------------|---|---|---|---|----|---|
| Season High | 0 | 0 | 0 | 0 | 11 | 0 |
| Career High | 2 | 2 | 2 | 2 | 16 | 2 |

- 2024 Team Captain
- Recorded a 2024 season high of 11 draw controls against Queens
- 2024 USA Lacrosse Preseason All-American Honorable Mention
- Led Clemson in draw controls in 2023 with 108 total
- Career high of 16 draw controls against Radford in 2023
- Studied abroad in Italy this summer
- 2023 USA Lacrosse All-American Honorable Mention
- 2023 ACC All-Academic team
- NCAA D1 National Champion (2022 UNC)

2



ALEX SCIALDONE (Scal-dOHne)

Fr • A • 5-5 • Yorktown Heights, N.Y. • Yorktown HS

| | G | A | Pts | GB | DC | CT |
|------|---|---|-----|----|----|----|
| 2024 | 6 | 5 | 11 | 4 | 0 | 0 |

| | | | | | | |
|-------------|---|---|---|---|---|---|
| Season High | 1 | 1 | 2 | 1 | 1 | 0 |
|-------------|---|---|---|---|---|---|

- Scored her first goal for Clemson in her college debut against Davidson
- Part of the No. 4 overall 2024 freshmen class
- Charlie Murphy Award Recipient
- Totaled 232 points in high school
- Under Armour National Champion (Cony Command 2020)
- Under Armour All-America Selection 2020
- All Section/All League 2022

3



CAMRYN PFUNDSTEIN (Fund-StINE)

Fr • M • 5-6 • Annapolis, MD. • St. Mary's HS

| | G | A | Pts | GB | DC | CT |
|------|---|---|-----|----|----|----|
| 2024 | 0 | 0 | 0 | 5 | 0 | 1 |

| | | | | | | |
|-------------|---|---|---|---|---|---|
| Season High | 0 | 0 | 0 | 2 | 0 | 1 |
|-------------|---|---|---|---|---|---|

- Part of the No. 4 overall 2024 freshmen class
- Four year starter on Varsity Lacrosse and Field Hockey
- Featured on 2023 All-American Watchlist
- Only sophomore in high school to make IAMM All-Conference
- Played on the winning Baltimore team in the 2022 All-America Showcase
- 2x Second Team All-County
- First team all County
- 2x Maryland USA Lacrosse All-American

4



PARIS MASARACCHIA (mass-ah-RAH-ke-ah)

So • D • 5-9 • Enola, PA. • Bishop Shanahan HS

| | G | A | Pts | GB | DC | CT |
|--------|---|---|-----|----|----|----|
| 2024 | 1 | 1 | 2 | 16 | 22 | 18 |
| Career | 3 | 1 | 4 | 41 | 65 | 29 |

| | | | | | | |
|-------------|---|---|---|---|---|---|
| Season High | 1 | 1 | 1 | 3 | 8 | 3 |
| Career High | 1 | 1 | 1 | 5 | 8 | 3 |

- Recorded a career high of 8 draw controls against Duke in 2024
- Caused at least one turnover in every game this season but one
- Caused multiple turnovers in six games this season
- Registered a career high of three caused turnovers against Furman in 2024
- Leads Clemson in caused turnovers in 2024 with 15
- Only Freshman to start all 18 games in 2023
- Led Clemson in ground balls in 2023 with 25
- 2023 ACC All-Freshman Team & ACC All-Academic Team
- Selected to 2024 US Women's U20 Training Team

5



AVA DELYRA (duh-LEER-ah)

So • G • 5-9 • Charleston, SC. • Wando HS

| | GA | Saves | Save% | GAAvg. |
|--------|----|-------|-------|--------|
| 2024 | 2 | 0 | .000 | 7.784 |
| Career | 2 | 2 | .400 | 3.965 |

| | | | | |
|-------------|---|---|--|--|
| Season High | 1 | 1 | | |
| Career High | 0 | 1 | | |

- Appeared in five games in 2023, totaling 28:35 minutes in cage
- High School All-American, 2x All-State, 2021 Player of the Year, 2x Goalie of the year

6



JASMINE STANTON


Fr • A • 5-3 • Woodbine, MD. • Century HS

| | G | A | Pts | GB | DC | CT |
|------|---|---|-----|----|----|----|
| 2024 | 9 | 4 | 13 | 1 | 0 | 0 |

| | | | | | | |
|-------------|---|---|---|---|---|---|
| Season High | 3 | 1 | 4 | 1 | 0 | 0 |
|-------------|---|---|---|---|---|---|

- Scored her first goal in college against Coastal Carolina and went on to score a hat trick
- Part of the No. 4 overall 2024 freshmen class
- High School four sport athlete - lacrosse, volleyball, indoor/outdoor track
- Lacrosse - 3x First Team All-County, 2021 Lacrosse State Champion, Under Armour All-America Senior Game and 150 All-Star Team
- Volleyball - captain and 2019 State Champion
- Indoor Track - 3x First Team All-County, 7x County Champion, 4x Regional Champion, 2x State Champion

7



SARA PALMISANO (pol-muh-SAH-no)

Sr • A • 5-7 • Delray Beach, FL • Denver Transfer

| | G | A | Pts | GB | DC | CT |
|--------|---|---|-----|----|----|----|
| 2024 | 1 | 0 | 1 | 2 | 0 | 0 |
| Career | 7 | 4 | 11 | 9 | 3 | 3 |

| | | | | | | |
|-------------|---|---|---|---|---|---|
| Season High | 1 | 0 | 1 | 2 | 0 | 0 |
| Career High | 2 | 3 | 3 | 2 | 0 | 1 |

- Scored her first goal of the 2024 season against Queens
- Appeared in nine games in 2023
- Recorded a career high of three assists against Radford in 2023
- 2023 ACC All-Academic Team
- Participated in UPIC Internship in Summer 2023

8



BELLA KARSTIEN (CAR-stEEn)

Sr • D • 5-9 • Reading, Pa. • Louisville Transfer

| | G | A | Pts | GB | DC | CT |
|--------|----|----|-----|----|----|----|
| 2024 | 0 | 3 | 3 | 21 | 3 | 8 |
| Career | 15 | 13 | 28 | 53 | 26 | 19 |

| | | | | | | |
|-------------|---|---|---|---|---|---|
| Season High | 0 | 2 | 2 | 4 | 1 | 2 |
| Career High | 2 | 2 | 3 | 4 | 3 | 2 |

- Leads Clemson in ground balls with 21
- Started in all 18 games in 2023
- 2023 ACC All-Academic Team
- 2021 ACC All-Freshman Team
- Recorded a career high of two goals vs. Cincinnati and Boston College in 2021

2024 ROSTER NOTES

9



BLAIR BYRNE

Fr • M • 5-7 • Urbana, MD. • Glenelg Contry School

| | G | A | Pts | GB | DC | CT |
|------|---|---|-----|----|----|----|
| 2024 | 8 | 1 | 9 | 6 | 5 | 3 |

| | | | | | | |
|-------------|---|---|---|---|---|---|
| Season High | 2 | 1 | 2 | 2 | 3 | 1 |
|-------------|---|---|---|---|---|---|

- Part of the No. 4 overall 2024 freshmen class
- No. 49 ranked Freshman in 2024 class
- Scored her first collegiate goal against Furman
- Inside Lacrosse 5 star recruit
- 2023 All-Conference First Team
- 2023 All-Met First Team
- 2x Under Armour All-America

10



REGAN BYRNE

Fr • A • 5-7 • Urbana, MD. • Glenelg Country School

| | G | A | Pts | GB | DC | CT |
|------|----|---|-----|----|----|----|
| 2024 | 22 | 3 | 25 | 10 | 1 | 4 |

| | | | | | | |
|-------------|---|---|---|---|---|---|
| Season High | 6 | 2 | 8 | 3 | 1 | 1 |
|-------------|---|---|---|---|---|---|

- Scored a team-high six goals, while also adding two assists against Davidson
- No. 4 Freshman nationally & No. 1 in ACC in goals per game
- Scored a hat trick against No. 5 Notre Dame (2024)
- Has 7 multi-point games this season
- Part of the No. 4 overall 2024 freshmen class
- No. 13 ranked Freshman in 2024 class
- Inside Lacrosse 5 star recruit
- 2x IAAM All-Conference
- 3x Under Armour All-America

11



KASEY BEACH

So • M • 5-4 • Urbana, MD. • Urbana HS

| | G | A | Pts | GB | DC | CT |
|--------|---|---|-----|----|----|----|
| 2024 | 0 | 0 | 0 | 0 | 0 | 0 |
| Career | 0 | 0 | 0 | 1 | 0 | 1 |

| | | | | | | |
|-------------|---|---|---|---|---|---|
| Season High | 0 | 0 | 0 | 1 | 0 | 1 |
|-------------|---|---|---|---|---|---|

- Appeared in seven games in 2023
- Three sport varsity athlete in high school (lacrosse, track & field hockey)
- 3x Lacrosse First Team All-County
- Indoor Track State Champion

12



KATIE CASTIELLO (Cast-E-EL-oh)

Gr • A • 5-9 • Bethesda, MD. • Cornell Transfer

| | G | A | Pts | GB | DC | CT |
|--------|----|----|-----|----|----|----|
| 2024 | 0 | 0 | 0 | 0 | 0 | 0 |
| Career | 81 | 24 | 105 | 21 | 0 | 13 |

| | | | | | | |
|-------------|---|---|---|---|---|---|
| Season High | 5 | 4 | 6 | 3 | 0 | 3 |
|-------------|---|---|---|---|---|---|

- Out with injury for 2024 season
- Tied for the lead in goals (38) and finished second in points (46) at Cornell in 2023
- Registered 14 multi-point games in 2023
- 2x All-Ivy League Honorable Mention
- Varsity High School captain for lacrosse and basketball teams

13



CALLIE ROSEBERRY

So • M • 5-9 • Larchmont, NY. • Mamaroneck HS

| | G | A | Pts | GB | DC | CT |
|--------|---|---|-----|----|----|----|
| 2024 | 0 | 0 | 0 | 0 | 0 | 0 |
| Career | 0 | 0 | 0 | 0 | 0 | 1 |

| | | | | | | |
|-------------|---|---|---|---|---|---|
| Season High | 0 | 0 | 0 | 0 | 0 | 1 |
|-------------|---|---|---|---|---|---|

- Appeared in five games in 2023
- 2x Under Armour All-American
- 2022 All-Section 1 First-Team and All-League Team
- Captain of her High School Varsity Lacrosse team
- Traveled and competed internationally as an International Alpine Ski Racer at Waterville Valley Academy in New Hampshire

14



CAITLIN MCELWEE (MACK-el-way)

So • M • 5-9 • Phoenix, MD. • JMU Transfer

| | G | A | Pts | GB | DC | CT |
|--------|----|---|-----|----|----|----|
| 2024 | 8 | 0 | 8 | 4 | 0 | 1 |
| Career | 14 | 2 | 16 | 5 | 0 | 1 |

| | | | | | | |
|-------------|---|---|---|---|---|---|
| Season High | 2 | 0 | 2 | 2 | 0 | 0 |
| Career High | 2 | 1 | 3 | 1 | 0 | 0 |

- Made her first appearance in a Tiger uniform against Duke
- Scored her first 2 goals of the 2024 season against UVA
- Scored the game winning goal against Maryland on May 14, 2023
- Appeared in 13 games for JMU in 2023
- 2023 JMU Athletic Director Scholar Athlete
- 2021 Under Armour All-American
- 2021 IAAM "A" All-Conference Team
- Scored 50 goals and had 8 assists her Senior year of High School

16



ERIN HICKEY

So • M • 5-4 • Farmingdale, NY. • Farmingdale HS

| | G | A | Pts | GB | DC | CT |
|--------|---|---|-----|----|----|----|
| 2024 | 0 | 0 | 0 | 0 | 0 | 0 |
| Career | 0 | 0 | 0 | 2 | 0 | 1 |

| | | | | | | |
|-------------|---|---|---|---|---|---|
| Season High | 0 | 0 | 0 | 1 | 0 | 1 |
|-------------|---|---|---|---|---|---|

- Appeared in 10 games in 2023
- 2023 ACC All-Academic Team
- Recovering from torn ACL

17



ANNA BROWN

Fr • M • 5-6 • Kennett Square, PA. • Unionville HS

| | G | A | Pts | GB | DC | CT |
|------|---|---|-----|----|----|----|
| 2024 | 0 | 0 | 0 | 0 | 0 | 0 |

| | | | | | | |
|-------------|--|--|--|--|--|--|
| Season High | | | | | | |
|-------------|--|--|--|--|--|--|

- Part of the No. 4 overall 2024 freshmen class
- Her mom coached Coach Kwolek at William & Mary
- Recovering from torn ACL
- Captain of her varsity high school lacrosse team
- 2021 All-American

2024 ROSTER NOTES

18



ARIANA KLINE (Arr-ee-ah-NAH)
Gr • D • 5-4 • Reading, PA. • UCONN Transfer

| | G | A | Pts | GB | DC | CT |
|--------|---|---|-----|-----|-----|----|
| 2024 | 0 | 0 | 0 | 16 | 22 | 13 |
| Career | 0 | 0 | 0 | 107 | 162 | 98 |

| | | | | | | |
|-------------|---|---|---|---|---|---|
| Season High | 0 | 0 | 0 | 5 | 6 | 3 |
| Career High | 0 | 0 | 0 | 5 | 8 | 5 |

- Caused multiple turnovers in 5 games this season
- Led UCONN in caused turnover with 27 in 2023
- Finished second in draw controls with 70 at UCONN in 2023
- Started every games for UCONN in 2021, 2022 and 2023
- 2x All-Big East First Team
- 2x IWLCA All-Northeast Region Second Team

19



NAKEEYA MCCARDELL (muh-CAR-dell)
Sr • D • 5-6 • Missouri, Texas • Oregon Transfer

| | G | A | Pts | GB | DC | CT |
|--------|----|---|-----|----|----|----|
| 2024 | 0 | 1 | 1 | 8 | 0 | 8 |
| Career | 16 | 6 | 22 | 70 | 46 | 52 |

| | | | | | | |
|-------------|---|---|---|---|---|---|
| Season High | 0 | 0 | 0 | 2 | 0 | 2 |
| Career High | 3 | 1 | 3 | 6 | 6 | 3 |

- Started in all 18 games in 2023
- Led Clemson in caused turnovers with 16 in 2023
- Caused at least one turnover in 11 of 18 games in 2023
- South's All-Region Second Team

20



KAYLA MACLEOD (Muh-Cloud)
Fr • A • 5-9 • Roswell, GA. • Roswell HS

| | G | A | Pts | GB | DC | CT |
|------|----|---|-----|----|----|----|
| 2024 | 24 | 2 | 26 | 5 | 0 | 1 |

| | | | | | | |
|-------------|---|---|---|---|---|---|
| Season High | 5 | 1 | 4 | 2 | 0 | 1 |
|-------------|---|---|---|---|---|---|

- Part of the No. 4 overall 2024 freshmen class
- Scored a goal in every game this season besides the season opener
- Led Clemson in goals and recorded a career record of 5 goals against No. 5 Notre Dame
- No. 20 nationally in free position goals per game
- No. 1 Freshman nationally in free position goals per game
- Scored a career high 5 goals against Notre Dame
- Scored her first collegiate goal against Furman
- 2x First Team All-State
- 2x All-American

21



BELLA D'GRACIA (duh-GRAW-see-uh)
Sr • D • 5-5 • Manorville, NY. • Marist Transfer

| | G | A | Pts | GB | DC | CT |
|--------|---|---|-----|----|----|----|
| 2024 | 0 | 0 | 0 | 15 | 0 | 6 |
| Career | 0 | 0 | 0 | 68 | 37 | 41 |

| | | | | | | |
|-------------|---|---|---|---|---|---|
| Season High | 0 | 0 | 0 | 4 | 0 | 2 |
| Career High | 0 | 0 | 0 | 5 | 7 | 4 |

- 2024 Team Captain
- Started in all 18 games in 2023
- Recorded a career high of five ground balls against Notre Dame in 2023
- Caused at least one turnover in eight games in 2023

22



TANNER SCAROLA (ScUH-RO-la)
So • A • 5-9 • Huntington, NY • St. Anthony's HS

| | G | A | Pts | GB | DC | CT |
|--------|---|---|-----|----|----|----|
| 2024 | 3 | 0 | 3 | 0 | 0 | 0 |
| Career | 5 | 1 | 6 | 1 | 0 | 0 |

| | | | | | | |
|-------------|---|---|---|---|---|---|
| Season High | 1 | 0 | 1 | 0 | 0 | 0 |
| Career High | 1 | 1 | 1 | 1 | 0 | 0 |

- Scored her first goal of the 2024 season against Mercer
- Appeared in eight games in 2023
- Lead in points on St. Anthony's High School

23



KERRI THORNTON
Gr • A • 5-5 • Stony Brook, NY. • Towson Transfer

| | G | A | Pts | GB | DC | CT |
|--------|----|----|-----|----|-----|----|
| 2024 | 4 | 3 | 7 | 4 | 0 | 0 |
| Career | 86 | 31 | 117 | 43 | 147 | 15 |

| | | | | | | |
|-------------|---|---|---|---|---|---|
| Season High | 2 | 2 | 4 | 4 | 0 | 0 |
| Career High | 6 | 3 | 6 | 3 | 8 | 2 |

- 2024 Team Captain
- Scored her 2 goals and had 1 assist in her first game back after being out in 2023 due to an ACL tear
- Four year starter for Towson
- 2022 All-CAA First Team
- In 2022, led Towson in total points with 41 goals and 9 assists, and notched 6 hat tricks
- 2019 CAA All-Rookie Team
- Walked on to Towson in 2019

24



SHANNON BRAZIER (braE-sZ-er)
Gr • M • 5-10 • Stony Brook, NY • Cornell

| | G | A | Pts | GB | DC | CT |
|--------|----|----|-----|----|-----|----|
| 2024 | 11 | 6 | 17 | 12 | 5 | 4 |
| Career | 60 | 25 | 85 | 50 | 104 | 28 |

| | | | | | | |
|-------------|---|---|---|---|---|---|
| Season High | 3 | 1 | 2 | 3 | 2 | 1 |
| Career High | 4 | 3 | 4 | 6 | 7 | 3 |

- 2024 Team Captain
- Scored a hat trick against UVA (2024)
- First-team All Ivy
- Registered career best 7 draws against Princeton in 2023
- Notched 7 multi-goal games in 2023
- Named to IL Women's Top 100 Incoming Freshmen
- Three-time letter winner and captain in high school basketball
- Ward Melville Fortitude and Courage Award

25



EMMA TILSON
Gr • M • 5-4 • Eldersburg, MD. • Maryland

| | G | A | Pts | GB | DC | CT |
|--------|----|---|-----|----|----|----|
| 2024 | 15 | 1 | 16 | 9 | 0 | 5 |
| Career | 40 | 8 | 48 | 14 | 8 | 10 |

| | | | | | | |
|-------------|---|---|---|---|---|---|
| Season High | 3 | 1 | 3 | 4 | 0 | 2 |
| Career High | 4 | 1 | 4 | 1 | 2 | 2 |

- Scored her first hat trick of the 2024 season against Duke
- Registered at least one point in every game this season but two
- Played in all 18 games in 2023
- Forced a career high of 2 turnovers in 2024 home opener against Davidson
- Scored at least one goal in 15 of the 18 games in 2023
- Registered a career high of 4 goals against Boston College in 2023
- 2023 ACC All-Academic Team
- 2x Big 10 All-Academic
- Part of the No. 1 overall freshman class at Maryland in 2020

2024 ROSTER NOTES


26



| HANNA HILCOFF | | | | | | |
|--|-----|----|-----|----|-----|----|
| <i>Gr • A • 5-9 • Jupiter, FL. • Oregon Transfer</i> | | | | | | |
| | G | A | Pts | GB | DC | CT |
| 2024 | 11 | 5 | 16 | 3 | 30 | 3 |
| Career | 163 | 28 | 191 | 44 | 209 | 20 |
| Season High | 2 | 1 | 2 | 1 | 10 | 1 |
| Career High | 7 | 3 | 8 | 3 | 10 | 1 |

- 2024 USA Lacrosse Preseason All-American Honorable Mention
- Started in all 18 games in 2023
- Led Clemson in scoring with a career high of 51 goals in 2023
- Recorded a career high of 12 assists in 2023
- Finished No. 7 in ACC for Goals Per Game, averaging 2.94 per game in 2023
- Scored the first goal in Clemson Lacrosse history in game opener within first 40 seconds
- Scored at least one goal in 16 of the 18 games in 2023
- Scored at least 3 goals in 9 of the 18 games in 2023
- Became the quickest player to reach 100 goals in Oregon lacrosse history

27



| NATALIE SHURTLEFF | | | | | | |
|---|----|----|-----|----|----|----|
| <i>Fr • M • 5-5 • Cockeysville, MD. • St. Paul's School</i> | | | | | | |
| | G | A | Pts | GB | DC | CT |
| 2024 | 14 | 14 | 28 | 13 | 25 | 7 |
| Career High | 3 | 3 | 6 | 2 | 4 | 2 |

- Scored a hat trick in her college debut against Davidson
- No. 4 Freshman nationally & No. 2 in the ACC in assists
- The 4 points, 2 assists, 3 draw controls & 2 caused turnovers against Duke are all season/career records
- Part of the No. 4 overall 2024 freshmen class
- No. 2 ranked Freshman in 2024 class
- 3x All-American
- 2022 US Lacrosse Mid-Atlantic Player of the Year

28



| SUMMER AGOSTINO (Ah-gah-StEE-n-oh) | | | | | | |
|---|---|---|-----|----|----|----|
| <i>Jr • M • 5-6 • South Setauket, NY • Boston College</i> | | | | | | |
| | G | A | Pts | GB | DC | CT |
| 2024 | 4 | 2 | 6 | 6 | 7 | 4 |
| Career | 5 | 2 | 7 | 7 | 9 | 5 |
| Season High | 2 | 1 | 3 | 2 | 2 | 2 |
| Career High | 2 | 1 | 3 | 1 | 2 | 1 |

- Saw action in five games in 2023 and 2022 at Boston College
- No. 3 ranked Freshman
- Under Armor All-American
- USA Lacrosse All-American
- Multi-sport athlete in High School (lacrosse, soccer, basketball)

29



| EMILY LAMPARTER | | | | |
|---|-----|-------|-------|--------|
| <i>Jr • G • 5-7 • Lake Wylie, SC. • Maryland Transfer</i> | | | | |
| | GA | Saves | Save% | GAvg. |
| 2024 | 101 | 89 | .468 | 11.184 |
| Career | 236 | 213 | .474 | 10.211 |
| Season Best | 3 | 16 | | |
| Career Best | 0 | 16 | | |

- Started in all 18 games in 2023
- IWLCA Defensive Player of the Week (3/14/23)
- Honorable Mention for IL Midseason All-American awards in 2023
- Recorded 3 shutouts in 2023 (Furman, Winthrop, and Gardner Webb)
- Tied career high of 16 saves against UNC (3/9/24)
- 2023 ACC All-Academic Team
- No. 1 goalie ranked in her freshmen class

33



| KRISSY KOWALSKI | | | | |
|--|-----|-------|-------|-------|
| <i>Gr • G • 5-5 • Manhasset, NY. • Penn Transfer</i> | | | | |
| | GA | Saves | Save% | GAvg. |
| 2024 | 9 | 8 | .438 | 7.335 |
| Career | 254 | 260 | .505 | 8.558 |
| Season High | 0 | 3 | | |
| Career High | 0 | 17 | | |

- Appeared in 10 games in 2023, recording 274 minutes
- 2023 ACC All-Academic Team
- 2022 Honorable Mention All-Ivy
- Ivy League Defensive Player of the Week (3/21/22)
- 2x IWLCA Academic Honor Roll

34



| JORDAN DEBLASIO | | | | | | |
|--|---|---|-----|----|----|----|
| <i>So • D • 5-5 • Mount Sinai, NY. • Syracuse Transfer</i> | | | | | | |
| | G | A | Pts | GB | DC | CT |
| 2024 | 0 | 0 | 0 | 0 | 0 | 0 |
| Career | 0 | 0 | 0 | 1 | 0 | 1 |
| Season High | 0 | 0 | 0 | 1 | 0 | 1 |
| Career High | 0 | 0 | 0 | 1 | 0 | 1 |

- Appeared in 13 games for Syracuse in 2023
- Under Armour All-American
- 2019 Freshman Rookie of the Year
- No. 46 ranked Freshman in 2023

38



| CLAIRE BOCKSTIE (Bock-STEE) | | | | | | |
|--|-----|----|-----|----|----|----|
| <i>Gr • A • 5-4 • Forest Hill, MD. • UMBC Transfer</i> | | | | | | |
| | G | A | Pts | GB | DC | CT |
| 2024 | 32 | 15 | 47 | 7 | 1 | 2 |
| Career | 195 | 63 | 258 | 32 | 8 | 12 |
| Season High | 6 | 5 | 9 | 2 | 1 | 1 |
| Career High | 6 | 5 | 8 | 3 | 3 | 2 |

- Claimed Clemson's school record with 9 total points against Davidson (2024)
- Scored at least a hat trick in seven games (2024)
- Tied career high 6 goals against Mercer (2024)
- Leads Clemson in goals, assists and points this season (2024)
- 2023 American East Co-Attacker of the Year
- Led the American East in points per game and finished fourth in goals per game in 2023
- 3x All-Academic Team

45



| DEMMA HALL | | | | | | |
|--|---|---|-----|----|----|----|
| <i>Jr • M • 5-7 • Sykesville, MD • Maryland Transfer</i> | | | | | | |
| | G | A | Pts | GB | DC | CT |
| 2024 | 5 | 4 | 9 | 8 | 0 | 0 |
| Career | 6 | 4 | 10 | 8 | 1 | 0 |
| Season High | 2 | 3 | 4 | 2 | 0 | 0 |
| Career High | 2 | 2 | 2 | 2 | 1 | 0 |

- Scored her first goal as a Tiger against Mercer (2024)
- Had a career high game against Wofford (3/11/24) - 4 points, 3 assists & 2 ground balls
- Appeared in three games for Maryland in 2023
- No. 3 ranked recruit in her Freshmen Class by Inside Lacrosse
- 2021 USA Today Women's Lacrosse National Player of the Year
- 2021 Carroll County Lacrosse Player of the Year
- Team Captain of her high school lacrosse team in 2021

HEAD COACH ALLISON KWOLEK

Since being hired on August 2, 2021, Head Coach Allison Kwolek has established Clemson lacrosse as one of the nations premiere programs. She recruited her first two classes in three months time and then brought on board transfers from across the country to solidify her inaugural roster. The 2027 class that Kwolek recruited was named the No. 4 overall class in the country. Unlike other first year programs, Clemson jumped right into playing games when its players arrived on campus in August of 2022.

Coach Kwolek led the Tigers to win four games in the ACC, upset No. 13 Duke, be ranked in the top 25 nationally for nine straight weeks, earn an automatic bid to the ACC quarterfinals and finish sixth in the ACC. She coached two players to earn ACC All-Freshmen Team, two players to the South's All-Region Second Team, and one player to Honorable Mention for USA Lacrosse's All-American Team.

That spring, not only did Kwolek have to navigate coaching a brand new team through their first season, but she also had to fight breast cancer. After upsetting No. 13 Duke, Kwolek announced her diagnosis to the public and began treatment. Coach Kwolek would only miss several games before returning to the sidelines.

Before Clemson, Kwolek has served as head coach at the University of Richmond since 2013, which includes a 64-16 (.800) winning percentage, a 27-5 conference record and two conference tournament and two league regular-season championships in the past five seasons. Richmond was nationally ranked in the top-10 each of the last two seasons and has qualified for the NCAA postseason in two of the last three tournaments, which doesn't include the 2020 season in which the Spiders started 7-0 and defeated No. 6 UVA before the season was cut short due to COVID-19. The Spiders have enjoyed their most successful run in their program's history under Kwolek's leadership. When the William and Mary graduate took over the program in 2013, Richmond had accumulated just 10 winning seasons since their inaugural season in 1983. Kwolek racked up seven winning records in her nine seasons as the head coach.

Kwolek's success was not limited to the regular season, although she did garner two A10 regular-season championships over the past five campaigns. The Spiders are 11-5 in postseason play under Kwolek, including a 3-0 run in the 2019 A10 Tournament, culminating in being crowned conference champions for a second-straight year. Kwolek has qualified for seven straight A10 Tournaments and has reached the championship game in six of those appearances. She has coached five Atlantic 10 Players of the Year, along with numerous all-conference selections. Two of her players have been named to the watch list for the Tewaaraton Award, a recognition earned by the best player in NCAA men's and women's lacrosse.

Prior to her time at Richmond, she served as an assistant at the College of William and Mary, Columbia University, and Dartmouth College. Formerly known as Allison Evans, Kwolek was an All-CAA midfielder at William & Mary and defender on the USA Team. She was inducted into the Lacrosse Hall of Fame, Potomac Chapter in February 2015 and named to the William & Mary Athletics Hall of Fame in 2020.



KWOLEK COACHING RECORD

| Year | School | W-L | NCAA |
|------|----------------|------|-------------|
| 2024 | Clemson | 6-2 | |
| 2023 | Clemson | 12-6 | |
| 2021 | Richmond | 10-2 | |
| 2020 | Richmond | 7-0 | |
| 2019 | Richmond | 17-4 | First Round |
| 2018 | Richmond | 16-4 | First Round |
| 2017 | Richmond | 14-6 | |
| 2016 | Richmond | 9-10 | |
| 2015 | Richmond | 10-9 | |
| 2014 | Richmond | 11-7 | |
| 2013 | Richmond | 11-7 | |
| 2012 | Dartmouth | 12-5 | First Round |
| 2011 | Dartmouth | 11-5 | First Round |
| 2010 | Columbia | 6-8 | |
| 2009 | William & Mary | 11-7 | |

OVERALL HEAD COACHING RECORD

| School | Seasons | Years | W-L | Win % |
|----------|---------|--------------|-------|-------|
| Clemson | 2 | 2022-present | 19-10 | .655 |
| Richmond | 9 | 2013-2021 | 64-16 | .800 |
| Total | 11 | 2013-present | 83-27 | .755 |

HEAD COACH - Fast Facts

Born: July 22, 1981 in New Jersey. Lived in Bangkok, Thailand until she was six years old and then grew up in Annandale, VA

Education: Bachelor's degree in psychology from William & Mary '03 and Master's degree in sports management from Columbia '12

Playing Experience: All-CAA midfielder at William & Mary ('99 - '03) & defender on USA team ('04)

Coaching Experience: Richmond head coach (2013-21), William & Mary asst. coach (2008-09), Columbia asst. coach (2009-10), Dartmouth asst. coach (2011-12)

Family: Wife to Mark Kwolek and mother to Olivia Kwolek



SEASON OUTLOOK



Coming off of an impressive inaugural season, Clemson will be playing its second season at their lakefront state-of-the-art lacrosse stadium. For the first time in program history, Clemson sold season and single game tickets in addition to offering a unique tailgating experience as an add-on to enhance the gameday experience

“We’re excited for Clemson fans to have the opportunity to see some great lacrosse as we open our world-class facility this spring,” said Head Coach Allison Kwolek. “We look forward to this competitive slate, and building on what we accomplished last year.”

The new facilities, which feature a 1,000-seat stadium and a 9,000-square-foot operations building, make Clemson the only school in the country to have a stadium and facility solely designated to its women’s lacrosse program. Their operations building houses coaches offices, an athletic training room, a locker room, a player lounge, and a hype tunnel. Adjacent to its own facilities is the brand new Athletic Recovery Center which includes space for sports science, nutrition and sports medicine.

In addition to Head Coach Allison Kwolek, Clemson is led by Associate Head Coach Bill Olin and Assistant Coaches Madison Carter and Marina Miller. At the end of fall ball, the team voted in Ella Little, Bella D’Gracia, Shannon Brazier and

Kerri Thornton as this year’s captains.

The team’s roster is made up of eight freshmen, nine sophomores, three juniors, five seniors and nine graduates. 17 players return from the inaugural roster, while eight freshmen and eight transfers join the Tigers for their first season.

In its inaugural season last year, Clemson finished the regular season 12-5 with a 4-5 record against ACC opponents. The season was highlighted by an 11-10 upset over No. 13 Duke and a top 25 national ranking for nine straight weeks. Several returning Tigers earned postseason awards for their impressive seasons, namely Paris Masaracchia (ACC All-Freshman & USA U20 Training Team), Nakeeya McCardell (South’s All-Region Second Team), and Ella Little (USA Lacrosse All-American Honorable Mention). After narrowly missing a bid to the NCAA Tournament last year, the Tigers head into the 2024 season eager to prove themselves worthy to go dancing in May.

Throughout the season, Clemson will play a total of 16 games, including seven non-conference opponents, nine ACC opponents, eight home games and eight away games. Clemson will play several opponents for the first time in school history, including Davidson, Coastal, Mercer, Queens, and ECU. Clemson will open its season at home on

Saturday, February 10 against Davidson at 2:00 p.m. The following week Clemson will travel down the road to Greenville, S.C. where they will play Furman at 6:00 p.m. Then after hosting another non-conference opponent in Coastal on Saturday, February 17 at noon, Clemson will travel to Durham, N.C. to face Duke, their first ACC opponent, on Saturday, February 24 at 1:00 p.m.

Then Clemson will come back home to host UVA on Saturday, March 2 at 1:00 p.m. To break up ACC play, Clemson will go play at Mercer on Tuesday, March 5 at 12:00 p.m before coming back home to play UNC on Saturday, March 9 at 3:00 p.m. After that, Clemson has two back-to-back road games with Wofford on March 11 and then Louisville on March 17.

The Tigers will then return to Clemson for a three-game homestand, starting with Notre Dame on March 22, then Queens College on March 24, and then Virginia Tech on March 30. Up next, Clemson will travel to play ECU on Tuesday, April 2 at 5:00 p.m. Clemson’s slated to close out the regular season with three straight ACC opponents. First, Clemson is set to play at Boston College on Sunday, April 7 at 12:00 p.m., at home against Syracuse for their senior game on Saturday, April 13 at 12:00 p.m. and then finally at Pitt on Thursday, April 18 at 4:00 p.m



NEW FACILITY



For the first time in program history, Clemson lacrosse will play in its new state of the art stadium on the banks of Lake Hartwell for the 2024 season.

The stunning new stadium is a part of Clemson's \$37M Women's Athletics Facility Expansion Project that features lakefront facilities for Clemson's lacrosse, gymnastics and rowing teams. Clemson lacrosse's new stadium includes bleacher seating for 2,000 fans, artificial turf, and a 9,000 square foot operations complex, including coaches offices, locker rooms, player lounge and other amenities. These new facilities makes Clemson Lacrosse home to the only school to have a stadium and facility be solely designated to its women's lacrosse program.

In addition to the lacrosse specific facilities, there is a brand new 10,000 square foot training and recovery center for the lacrosse team to share with gymnastics and rowing with designed space for sports science, nutrition, sports medicine, and strength and conditioning.



STATS

The Automated ScoreBook Clemson Combined Team Statistics All games (as of Mar 25, 2024)

| RECORD: | OVERALL | HOME | AWAY | NEUTRAL |
|----------------|---------|------|------|---------|
| ALL GAMES | 7-4 | 3-3 | 4-1 | 0-0 |
| CONFERENCE | 1-4 | 0-3 | 1-1 | 0-0 |
| NON-CONFERENCE | 6-0 | 3-0 | 3-0 | 0-0 |

| Date | Opponent | Score | Att. | ## | PLAYER | GP | G | A | Pts | Sh | Up | Dn | GB | DC | Faceoff | |
|----------|------------------|-------|-------|------|--------|-------------------|----|-----|-----|-----|-----|----|----|-----|---------|-----|
| Feb 10 | DAVIDSON | w | 19-10 | 1246 | 38 | Claire Bockstie | 11 | 32 | 15 | 47 | 78 | 2 | 0 | 7 | 1 | 0-0 |
| Feb 14 | at Furman | w | 11-5 | 173 | 20 | Kayla Macleod | 11 | 24 | 2 | 26 | 39 | 3 | 0 | 5 | 0 | 0-0 |
| Feb 17 | COASTAL CAROLINA | w | 16-5 | 1071 | 10 | Regan Byrne | 9 | 22 | 3 | 25 | 42 | 4 | 0 | 10 | 1 | 0-0 |
| * Feb 24 | at Duke | w | 20-11 | 346 | 25 | Emma Tilson | 11 | 15 | 1 | 16 | 34 | 0 | 0 | 9 | 0 | 0-0 |
| * Mar 02 | #14 VIRGINIA | L | 13-18 | 1068 | 27 | Natalie Shurtleff | 11 | 14 | 14 | 28 | 30 | 0 | 0 | 13 | 24 | 0-0 |
| Mar 05 | at Mercer | w | 22-10 | 137 | 24 | Shannon Brazier | 11 | 11 | 6 | 17 | 22 | 0 | 0 | 12 | 5 | 0-0 |
| * Mar 09 | #8 UNC | L | 9-18 | 964 | 26 | Hanna Hilcoff | 7 | 11 | 5 | 16 | 26 | 2 | 0 | 3 | 30 | 0-0 |
| Mar 11 | at Wofford | w | 23-4 | 241 | 6 | Jasmine Stanton | 10 | 9 | 4 | 13 | 16 | 0 | 0 | 1 | 0 | 0-0 |
| * Mar 16 | at Louisville | L | 12-13 | 402 | 14 | Caitlin McElwee | 8 | 8 | 0 | 8 | 21 | 3 | 0 | 4 | 0 | 0-0 |
| * Mar 22 | #5 ND | Lo2 | 13-14 | 638 | 9 | Blair Byrne | 11 | 8 | 1 | 9 | 11 | 0 | 0 | 6 | 5 | 0-0 |
| Mar 24 | QU | w | 21-4 | 747 | 2 | Alex Scialdone | 10 | 6 | 5 | 11 | 12 | 1 | 0 | 4 | 0 | 0-0 |
| | | | | | 45 | Demma Hall | 9 | 5 | 4 | 9 | 9 | 0 | 0 | 8 | 0 | 0-0 |
| | | | | | 23 | Kerri Thornton | 4 | 4 | 3 | 7 | 7 | 1 | 0 | 5 | 0 | 0-0 |
| | | | | | 28 | Summer Agostino | 11 | 4 | 2 | 6 | 9 | 0 | 0 | 6 | 7 | 0-0 |
| | | | | | 22 | Tanner Scarola | 4 | 3 | 0 | 3 | 5 | 0 | 0 | 0 | 0 | 0-0 |
| | | | | | 7 | Sara Palmisano | 7 | 1 | 0 | 1 | 4 | 0 | 0 | 2 | 1 | 0-0 |
| | | | | | 4 | Paris Masaracchia | 11 | 1 | 1 | 2 | 3 | 0 | 0 | 16 | 22 | 0-0 |
| | | | | | 30 | Megan Halczuk | 9 | 1 | 1 | 2 | 1 | 0 | 0 | 2 | 47 | 3-3 |
| | | | | | 5 | Ava Delyra | 2 | 0 | 0 | 0 | 0 | 0 | 0 | 0 | 0 | 0-0 |
| | | | | | 34 | Jordan DeBlasio | 3 | 0 | 0 | 0 | 0 | 0 | 0 | 0 | 0 | 0-0 |
| | | | | | 13 | Callie Roseberry | 4 | 0 | 0 | 0 | 0 | 0 | 0 | 1 | 0 | 0-0 |
| | | | | | 11 | Kasey Beach | 3 | 0 | 0 | 0 | 0 | 0 | 0 | 0 | 0 | 0-0 |
| | | | | | 17 | Anna Brown | 1 | 0 | 0 | 0 | 0 | 0 | 0 | 0 | 0 | 0-0 |
| | | | | | 33 | Krissy Kowalski | 6 | 0 | 0 | 0 | 0 | 0 | 0 | 2 | 0 | 0-0 |
| | | | | | 29 | Emily Lamparter | 11 | 0 | 0 | 0 | 1 | 0 | 0 | 10 | 0 | 0-0 |
| | | | | | 21 | Bella D'Gracia | 11 | 0 | 0 | 0 | 0 | 0 | 0 | 15 | 0 | 0-0 |
| | | | | | 19 | Nakeeya McCardel | 11 | 0 | 1 | 1 | 0 | 0 | 0 | 8 | 0 | 0-0 |
| | | | | | 18 | Ariana Kline | 11 | 0 | 0 | 0 | 0 | 0 | 0 | 16 | 22 | 0-0 |
| | | | | | 8 | Bella Karstien | 11 | 0 | 3 | 3 | 1 | 0 | 0 | 21 | 3 | 0-0 |
| | | | | | 3 | Camryn Pfundstei | 7 | 0 | 0 | 0 | 0 | 0 | 0 | 5 | 1 | 0-0 |
| | | | | | 1 | Ella Little | 4 | 0 | 0 | 0 | 0 | 0 | 0 | 0 | 20 | 0-0 |
| | | | | | 12 | Katie Castiello | 1 | 0 | 0 | 0 | 0 | 0 | 0 | 0 | 0 | 0-0 |
| | | | | | | Total | 11 | 179 | 71 | 250 | 371 | 16 | 0 | 191 | 189 | 3-3 |
| | | | | | | Opponents | 11 | 112 | 46 | 158 | 274 | 9 | 0 | 172 | 131 | 0-3 |

| TEAM STATISTICS | CU | OPP |
|------------------------------|---------|---------|
| SHOT STATISTICS | | |
| Goals-Shot attempts | 179-371 | 112-274 |
| Goals scored per game | 16.27 | 10.18 |
| Shot pct. | .482 | .409 |
| Shots on goal-Attempts | 285-371 | 209-274 |
| SOG pct. | .768 | .763 |
| Shots/Game | 33.7 | 24.9 |
| Assists | 71 | 46 |
| Free position Made-Att | 38-69 | 23-55 |
| Free position pct. | .551 | .418 |
| MAN-UP OPPORTUNITIES | | |
| Goals-Opportunities | 16-0 | 9-0 |
| Conversion Percent | .000 | .000 |
| GOAL BREAKDOWN | | |
| Total Goals | 179 | 112 |
| Man-up | 16 | 9 |
| Man-down | 0 | 0 |
| Free-position | 38 | 23 |
| Unassisted | 108 | 66 |
| Overtime | 0 | 1 |
| Goals scored average | 16.47 | 10.31 |
| GROUND BALLS | 191 | 172 |
| DRAW CONTROLS | 189 | 131 |
| TURNOVERS | 158 | 155 |
| CAUSED TURNOVERS | 88 | 64 |
| FACEOFFS (W-L) | 3-3 | 0-3 |
| Faceoff W-L Pct. | 1.000 | .000 |
| CLEARs | 206-215 | 192-216 |
| Clear Pct. | .958 | .889 |
| PENALTIES | | |
| Number | 0 | 0 |
| Minutes | 0:00 | 0:00 |
| SHOT CLOCK VIOLATIONS | | |
| | 2 | 2 |
| ATTENDANCE | | |
| Total | 5734 | 1299 |
| Dates/Avg Per Date | 6/956 | 5/260 |
| Neutral Site #/Avg | 0/0 | |

| ## | Goalie | GP | Min. | GA | GAAvg | Save | Pct | W-L-T |
|----|-----------------|----|--------|-----|-------|------|------|-------|
| 33 | Krissy Kowalski | 6 | 94:41 | 9 | 5.70 | 8 | .471 | 0-0-0 |
| 5 | Ava Delyra | 2 | 15:25 | 2 | 7.78 | 0 | .000 | 0-0-0 |
| 29 | Emily Lamparter | 11 | 541:50 | 101 | 11.18 | 89 | .468 | 7-4-0 |
| | Total | 11 | 651:56 | 112 | 10.31 | 97 | .464 | 7-4-0 |
| | Opponents | 11 | 651:56 | 179 | 16.47 | 106 | .372 | 4-7-0 |

| Goals by Period | 1st | 2nd | 3rd | 4th | OT | OT2 | Total |
|-----------------|-----|-----|-----|-----|----|-----|-------|
| Clemson | 44 | 64 | 37 | 34 | 0 | 0 | 179 |
| Opponents | 25 | 33 | 25 | 28 | 0 | 1 | 112 |

| Saves by Period | 1st | 2nd | 3rd | 4th | OT | OT2 | Total |
|-----------------|-----|-----|-----|-----|----|-----|-------|
| Clemson | 33 | 30 | 12 | 21 | 1 | 0 | 97 |
| Opponents | 29 | 27 | 27 | 23 | 0 | 0 | 106 |

| Shots by Period | 1st | 2nd | 3rd | 4th | OT | OT2 | Total |
|-----------------|-----|-----|-----|-----|----|-----|-------|
| Clemson | 99 | 111 | 90 | 70 | 1 | 0 | 371 |
| Opponents | 74 | 77 | 51 | 69 | 2 | 1 | 274 |

| Shots on Goal | 1st | 2nd | 3rd | 4th | OT | OT2 | Total |
|---------------|-----|-----|-----|-----|----|-----|-------|
| Clemson | 73 | 91 | 64 | 57 | 0 | 0 | 285 |
| Opponents | 58 | 63 | 37 | 49 | 1 | 1 | 209 |

**The Automated ScoreBook
Clemson Category Leaders
All games (as of Mar 25, 2024)**

| ## | Points | GP | G | A | Pts | Shots |
|----|-------------------|----|----|----|-----|-------|
| 38 | Claire Bockstie | 11 | 32 | 15 | 47 | 78 |
| 27 | Natalie Shurtleff | 11 | 14 | 14 | 28 | 30 |
| 20 | Kayla Macleod | 11 | 24 | 2 | 26 | 39 |
| 10 | Regan Byrne | 9 | 22 | 3 | 25 | 42 |
| 24 | Shannon Brazier | 11 | 11 | 6 | 17 | 22 |

| ## | Goals | GP | G | A | Pts | Shots |
|----|-------------------|----|----|----|-----|-------|
| 38 | Claire Bockstie | 11 | 32 | 15 | 47 | 78 |
| 20 | Kayla Macleod | 11 | 24 | 2 | 26 | 39 |
| 10 | Regan Byrne | 9 | 22 | 3 | 25 | 42 |
| 25 | Emma Tilson | 11 | 15 | 1 | 16 | 34 |
| 27 | Natalie Shurtleff | 11 | 14 | 14 | 28 | 30 |

| ## | Assists | GP | G | A | Pts | Shots |
|----|-------------------|----|----|----|-----|-------|
| 38 | Claire Bockstie | 11 | 32 | 15 | 47 | 78 |
| 27 | Natalie Shurtleff | 11 | 14 | 14 | 28 | 30 |
| 24 | Shannon Brazier | 11 | 11 | 6 | 17 | 22 |
| 2 | Alex Scialdone | 10 | 6 | 5 | 11 | 12 |
| 26 | Hanna Hilcoff | 7 | 11 | 5 | 16 | 26 |

| ## | Ground Balls | GP | No. |
|----|-------------------|----|-----|
| 8 | Bella Karstien | 11 | 21 |
| 18 | Ariana Kline | 11 | 16 |
| 4 | Paris Masaracchia | 11 | 16 |
| 21 | Bella D'Gracia | 11 | 15 |
| 27 | Natalie Shurtleff | 11 | 13 |

| ## | Draw Controls | GP | No. |
|----|-------------------|----|-----|
| 30 | Megan Halczuk | 9 | 47 |
| 26 | Hanna Hilcoff | 7 | 30 |
| 27 | Natalie Shurtleff | 11 | 24 |
| 4 | Paris Masaracchia | 11 | 22 |
| 18 | Ariana Kline | 11 | 22 |

| ## | Man-Up Goals | GP | No. |
|----|-----------------|----|-----|
| 10 | Regan Byrne | 9 | 4 |
| 20 | Kayla Macleod | 11 | 3 |
| 14 | Caitlin McElwee | 8 | 3 |
| 38 | Claire Bockstie | 11 | 2 |
| 26 | Hanna Hilcoff | 7 | 2 |

| ## | Man-Down Goals | GP | No. |
|----|----------------|----|-----|
|----|----------------|----|-----|

| ## | Free-position Goals | GP | No. |
|----|---------------------|----|-----|
| 20 | Kayla Macleod | 11 | 11 |
| 38 | Claire Bockstie | 11 | 6 |
| 25 | Emma Tilson | 11 | 5 |
| 2 | Alex Scialdone | 10 | 4 |
| 10 | Regan Byrne | 9 | 3 |

| ## | Faceoff Pct. | GP | Won | Att | Pct. |
|----|--------------|----|-----|-----|------|
|----|--------------|----|-----|-----|------|

| ## | Shots | GP | G | A | Shots | Shot% |
|----|-------------------|----|----|----|-------|-------|
| 38 | Claire Bockstie | 11 | 32 | 15 | 78 | .410 |
| 10 | Regan Byrne | 9 | 22 | 3 | 42 | .524 |
| 20 | Kayla Macleod | 11 | 24 | 2 | 39 | .615 |
| 25 | Emma Tilson | 11 | 15 | 1 | 34 | .441 |
| 27 | Natalie Shurtleff | 11 | 14 | 14 | 30 | .467 |

| ## | Shot Pct. | GP | G | A | Shots | Shot% |
|----|----------------|----|----|---|-------|-------|
| 30 | Megan Halczuk | 9 | 1 | 1 | 1 | 1.000 |
| 9 | Blair Byrne | 11 | 8 | 1 | 11 | .727 |
| 20 | Kayla Macleod | 11 | 24 | 2 | 39 | .615 |
| 22 | Tanner Scarola | 4 | 3 | 0 | 5 | .600 |
| 23 | Kerri Thornton | 4 | 4 | 3 | 7 | .571 |

| ## | Shots on Goal | GP | G | A | Shots | SOG | SOG% |
|----|-------------------|----|----|----|-------|-----|------|
| 38 | Claire Bockstie | 11 | 32 | 15 | 78 | 57 | .731 |
| 20 | Kayla Macleod | 11 | 24 | 2 | 39 | 33 | .846 |
| 10 | Regan Byrne | 9 | 22 | 3 | 42 | 31 | .738 |
| 25 | Emma Tilson | 11 | 15 | 1 | 34 | 27 | .794 |
| 27 | Natalie Shurtleff | 11 | 14 | 14 | 30 | 23 | .767 |

| ## | Shots on Goal Pct. | GP | G | A | Shots | SOG | SOG% |
|----|--------------------|----|----|---|-------|-----|-------|
| 9 | Blair Byrne | 11 | 8 | 1 | 11 | 11 | 1.000 |
| 8 | Bella Karstien | 11 | 0 | 3 | 1 | 1 | 1.000 |
| 30 | Megan Halczuk | 9 | 1 | 1 | 1 | 1 | 1.000 |
| 24 | Shannon Brazier | 11 | 11 | 6 | 22 | 20 | .909 |
| 28 | Summer Agostino | 11 | 4 | 2 | 9 | 8 | .889 |

| ## | Caused Turnovers | GP | No. |
|----|-------------------|----|-----|
| 4 | Paris Masaracchia | 11 | 18 |
| 18 | Ariana Kline | 11 | 13 |
| 19 | Nakeeya McCardell | 11 | 8 |
| 8 | Bella Karstien | 11 | 8 |
| 27 | Natalie Shurtleff | 11 | 7 |

| ## | Penalties | GP | No. |
|----|-----------|----|-----|
|----|-----------|----|-----|

| ## | Penalty Minutes | GP | No. |
|----|-----------------|----|-----|
|----|-----------------|----|-----|

Individual Career History

Summer Agostino

| Season | GP | G | A | Pts | Shots | Shot% | SOG | SOG% | UP | DN | GB | DC | TO | CT | Faceoff | Pct. | Pen-Min |
|--------|----|---|---|-----|-------|-------|-----|-------|----|----|----|----|----|----|---------|------|---------|
| 2022* | 5 | 1 | 0 | 1 | 1 | 1.000 | 1 | 1.000 | 0 | 0 | 0 | 2 | 0 | 1 | 0-0 | .000 | 0-0.0 |
| 2023* | 5 | 0 | 0 | 0 | 3 | .000 | - | - | 0 | 0 | 1 | 0 | 3 | 0 | 0-0 | .000 | 0-0.0 |
| 2024 | 11 | 4 | 2 | 6 | 9 | .444 | 8 | .889 | 0 | 0 | 6 | 7 | 5 | 4 | 0-0 | .000 | 0-0.0 |
| TOTAL | 11 | 4 | 2 | 6 | 9 | .444 | 8 | .889 | 0 | 0 | 6 | 7 | 5 | 4 | 0-0 | .000 | 0-0.0 |
| All* | 21 | 5 | 2 | 7 | 13 | .385 | 9 | .692 | 0 | 0 | 7 | 9 | 8 | 5 | 0-0 | .000 | 0-0.0 |

* Statistics from prior team/school

Kasey Beach

| Season | GP | G | A | Pts | Shots | Shot% | SOG | SOG% | UP | DN | GB | DC | TO | CT | Faceoff | Pct. | Pen-Min |
|--------|----|---|---|-----|-------|-------|-----|------|----|----|----|----|----|----|---------|------|---------|
| 2023 | 7 | 0 | 0 | 0 | - | - | - | - | 0 | 0 | 1 | 0 | 0 | 1 | 0-0 | .000 | 0-0.0 |
| 2024 | 3 | 0 | 0 | 0 | - | - | - | - | 0 | 0 | 0 | 0 | 0 | 0 | 0-0 | .000 | 0-0.0 |
| TOTAL | 10 | 0 | 0 | 0 | - | - | - | - | 0 | 0 | 1 | 0 | 0 | 1 | 0-0 | .000 | 0-0.0 |

Claire Bockstie

| Season | GP | G | A | Pts | Shots | Shot% | SOG | SOG% | UP | DN | GB | DC | TO | CT | Faceoff | Pct. | Pen-Min |
|--------|----|-----|----|-----|-------|-------|-----|-------|----|----|----|----|-----|----|---------|------|---------|
| 2020* | 6 | 11 | 1 | 12 | 31 | .355 | 23 | .742 | 0 | 0 | 0 | 0 | 8 | 0 | 0-0 | .000 | 0-0.0 |
| 2021* | 12 | 42 | 8 | 50 | 50 | .840 | 96 | 1.920 | 5 | 0 | 8 | 0 | 25 | 1 | 0-0 | .000 | 0-0.0 |
| 2022* | 17 | 63 | 18 | 81 | 165 | .382 | 109 | .661 | 9 | 1 | 7 | 6 | 36 | 4 | 0-0 | .000 | 0-0.0 |
| 2023* | 14 | 47 | 21 | 68 | 126 | .373 | 82 | .651 | 4 | 1 | 10 | 1 | 34 | 5 | 0-0 | .000 | 0-0.0 |
| 2024 | 11 | 32 | 15 | 47 | 78 | .410 | 57 | .731 | 2 | 0 | 7 | 1 | 24 | 2 | 0-0 | .000 | 0-0.0 |
| TOTAL | 11 | 32 | 15 | 47 | 78 | .410 | 57 | .731 | 2 | 0 | 7 | 1 | 24 | 2 | 0-0 | .000 | 0-0.0 |
| All* | 60 | 195 | 63 | 258 | 450 | .433 | 367 | .816 | 20 | 2 | 32 | 8 | 127 | 12 | 0-0 | .000 | 0-0.0 |

* Statistics from prior team/school

Shannon Brazier

| Season | GP | G | A | Pts | Shots | Shot% | SOG | SOG% | UP | DN | GB | DC | TO | CT | Faceoff | Pct. | Pen-Min |
|--------|----|----|----|-----|-------|-------|-----|------|----|----|----|-----|----|----|---------|------|---------|
| 2019* | 16 | 8 | 4 | 12 | 23 | .348 | 17 | .739 | 0 | 0 | 9 | 31 | 7 | 6 | 0-0 | .000 | 0-0.0 |
| 2020* | 6 | 7 | 3 | 10 | 18 | .389 | 15 | .833 | 0 | 0 | 1 | 6 | 5 | 1 | 0-0 | .000 | 0-0.0 |
| 2022* | 14 | 14 | 7 | 21 | 33 | .424 | 26 | .788 | 1 | 0 | 8 | 14 | 17 | 6 | 0-0 | .000 | 0-0.0 |
| 2023* | 15 | 20 | 5 | 25 | 41 | .488 | 31 | .756 | 2 | 0 | 20 | 48 | 20 | 11 | 0-0 | .000 | 0-0.0 |
| 2024 | 11 | 11 | 6 | 17 | 22 | .500 | 20 | .909 | 0 | 0 | 12 | 5 | 10 | 4 | 0-0 | .000 | 0-0.0 |
| TOTAL | 11 | 11 | 6 | 17 | 22 | .500 | 20 | .909 | 0 | 0 | 12 | 5 | 10 | 4 | 0-0 | .000 | 0-0.0 |
| All* | 62 | 60 | 25 | 85 | 137 | .438 | 109 | .796 | 3 | 0 | 50 | 104 | 59 | 28 | 0-0 | .000 | 0-0.0 |

* Statistics from prior team/school

Anna Brown

| Season | GP | G | A | Pts | Shots | Shot% | SOG | SOG% | UP | DN | GB | DC | TO | CT | Faceoff | Pct. | Pen-Min |
|--------|----|---|---|-----|-------|-------|-----|------|----|----|----|----|----|----|---------|------|---------|
| 2024 | 1 | 0 | 0 | 0 | - | - | - | - | 0 | 0 | 0 | 0 | 0 | 0 | 0-0 | .000 | 0-0.0 |
| TOTAL | 1 | 0 | 0 | 0 | - | - | - | - | 0 | 0 | 0 | 0 | 0 | 0 | 0-0 | .000 | 0-0.0 |

Blair Byrne

| Season | GP | G | A | Pts | Shots | Shot% | SOG | SOG% | UP | DN | GB | DC | TO | CT | Faceoff | Pct. | Pen-Min |
|--------|----|---|---|-----|-------|-------|-----|-------|----|----|----|----|----|----|---------|------|---------|
| 2024 | 11 | 8 | 1 | 9 | 11 | .727 | 11 | 1.000 | 0 | 0 | 6 | 5 | 3 | 3 | 0-0 | .000 | 0-0.0 |
| TOTAL | 11 | 8 | 1 | 9 | 11 | .727 | 11 | 1.000 | 0 | 0 | 6 | 5 | 3 | 3 | 0-0 | .000 | 0-0.0 |

Individual Career History

Regan Byrne

| Season | GP | G | A | Pts | Shots | Shot% | SOG | SOG% | UP | DN | GB | DC | TO | CT | Faceoff | Pct. | Pen-Min |
|--------------|----------|-----------|----------|-----------|-----------|-------------|-----------|-------------|----------|----------|-----------|----------|-----------|----------|------------|-------------|--------------|
| 2024 | 9 | 22 | 3 | 25 | 42 | .524 | 31 | .738 | 4 | 0 | 10 | 1 | 11 | 4 | 0-0 | .000 | 0-0.0 |
| TOTAL | 9 | 22 | 3 | 25 | 42 | .524 | 31 | .738 | 4 | 0 | 10 | 1 | 11 | 4 | 0-0 | .000 | 0-0.0 |

Katie Castiello

| Season | GP | G | A | Pts | Shots | Shot% | SOG | SOG% | UP | DN | GB | DC | TO | CT | Faceoff | Pct. | Pen-Min |
|--------------|-----------|-----------|-----------|------------|------------|-------------|------------|-------------|----------|----------|-----------|----------|-----------|-----------|------------|-------------|--------------|
| 2020* | 6 | 15 | 3 | 18 | 28 | .536 | 22 | .786 | 1 | 0 | 2 | 0 | 9 | 2 | 0-0 | .000 | 0-0.0 |
| 2022* | 15 | 28 | 13 | 41 | 99 | .283 | 63 | .636 | 1 | 0 | 11 | 0 | 29 | 6 | 0-0 | .000 | 0-0.0 |
| 2023* | 15 | 38 | 8 | 46 | 95 | .400 | 56 | .589 | 4 | 0 | 8 | 0 | 20 | 5 | 0-0 | .000 | 0-0.0 |
| 2024 | 1 | 0 | 0 | 0 | - | - | - | - | 0 | 0 | 0 | 0 | 0 | 0 | 0-0 | .000 | 0-0.0 |
| TOTAL | 1 | 0 | 0 | 0 | - | - | - | - | 0 | 0 | 0 | 0 | 0 | 0 | 0-0 | .000 | 0-0.0 |
| All* | 37 | 81 | 24 | 105 | 222 | .365 | 141 | .635 | 6 | 0 | 21 | 0 | 58 | 13 | 0-0 | .000 | 0-0.0 |

* Statistics from prior team/school

Bella D'Gracia

| Season | GP | G | A | Pts | Shots | Shot% | SOG | SOG% | UP | DN | GB | DC | TO | CT | Faceoff | Pct. | Pen-Min |
|--------------|-----------|----------|----------|----------|----------|----------|----------|----------|----------|----------|-----------|-----------|-----------|-----------|------------|-------------|--------------|
| 2021* | 8 | 0 | 0 | 0 | - | - | - | - | 0 | 0 | 10 | 1 | 4 | 9 | 0-0 | .000 | 0-0.0 |
| 2022* | 16 | 0 | 0 | 0 | - | - | - | - | 0 | 0 | 23 | 36 | 12 | 16 | 0-0 | .000 | 0-0.0 |
| 2023 | 18 | 0 | 0 | 0 | - | - | - | - | 0 | 0 | 20 | 0 | 7 | 10 | 0-0 | .000 | 0-0.0 |
| 2024 | 11 | 0 | 0 | 0 | - | - | - | - | 0 | 0 | 15 | 0 | 4 | 6 | 0-0 | .000 | 0-0.0 |
| TOTAL | 29 | 0 | 0 | 0 | - | - | - | - | 0 | 0 | 35 | 0 | 11 | 16 | 0-0 | .000 | 0-0.0 |
| All* | 53 | 0 | 0 | 0 | - | - | - | - | 0 | 0 | 68 | 37 | 27 | 41 | 0-0 | .000 | 0-0.0 |

* Statistics from prior team/school

Jordan DeBlasio

| Season | GP | G | A | Pts | Shots | Shot% | SOG | SOG% | UP | DN | GB | DC | TO | CT | Faceoff | Pct. | Pen-Min |
|--------------|----------|----------|----------|----------|----------|----------|----------|----------|----------|----------|----------|----------|----------|----------|------------|-------------|--------------|
| 2024 | 3 | 0 | 0 | 0 | - | - | - | - | 0 | 0 | 0 | 0 | 1 | 0 | 0-0 | .000 | 0-0.0 |
| TOTAL | 3 | 0 | 0 | 0 | - | - | - | - | 0 | 0 | 0 | 0 | 1 | 0 | 0-0 | .000 | 0-0.0 |

* Statistics from prior team/school

Ava Delyra

| Season | GP | G | A | Pts | Shots | Shot% | SOG | SOG% | UP | DN | GB | DC | TO | CT | Faceoff | Pct. | Pen-Min |
|--------------|----------|----------|----------|----------|----------|----------|----------|----------|----------|----------|----------|----------|----------|----------|------------|-------------|--------------|
| 2023 | 5 | 0 | 0 | 0 | - | - | - | - | 0 | 0 | 0 | 0 | 0 | 0 | 0-0 | .000 | 0-0.0 |
| 2024 | 2 | 0 | 0 | 0 | - | - | - | - | 0 | 0 | 0 | 0 | 0 | 0 | 0-0 | .000 | 0-0.0 |
| TOTAL | 7 | 0 | 0 | 0 | - | - | - | - | 0 | 0 | 0 | 0 | 0 | 0 | 0-0 | .000 | 0-0.0 |

| Goalie | GP | Minutes | GA | GAAvg | Saves | Save% | W | L | T | Sho |
|--------------|----------|--------------|----------|-------------|----------|-------------|----------|----------|----------|----------|
| 2023 | 5 | 29:29 | 1 | 2.04 | 2 | .667 | 0 | 0 | 0 | 0 |
| 2024 | 2 | 15:25 | 2 | 7.78 | 0 | .000 | 0 | 0 | 0 | 0 |
| TOTAL | 7 | 44:54 | 3 | 4.01 | 2 | .400 | 0 | 0 | 0 | 0 |

Megan Halczuk

| Season | GP | G | A | Pts | Shots | Shot% | SOG | SOG% | UP | DN | GB | DC | TO | CT | Faceoff | Pct. | Pen-Min |
|--------------|-----------|-----------|-----------|------------|------------|--------------|------------|--------------|----------|----------|-----------|------------|-----------|-----------|------------|--------------|--------------|
| 2020* | 6 | 7 | 2 | 9 | 24 | .292 | 19 | .792 | 2 | 1 | 11 | 17 | 7 | 5 | 0-0 | .000 | 0-0.0 |
| 2021* | 12 | 18 | 9 | 27 | 43 | .419 | 36 | .837 | 3 | 1 | 24 | 104 | 17 | 11 | 0-0 | .000 | 0-0.0 |
| 2022* | 17 | 24 | 13 | 37 | 60 | .400 | 45 | .750 | 2 | 0 | 20 | 110 | 32 | 23 | 0-0 | .000 | 0-0.0 |
| 2023* | 14 | 23 | 5 | 28 | 41 | .561 | 34 | .829 | 0 | 0 | 13 | 112 | 8 | 12 | 0-0 | .000 | 0-0.0 |
| 2024 | 9 | 1 | 1 | 2 | 1 | 1.000 | 1 | 1.000 | 0 | 0 | 2 | 47 | 3 | 0 | 3-3 | 1.000 | 0-0.0 |
| TOTAL | 9 | 1 | 1 | 2 | 1 | 1.000 | 1 | 1.000 | 0 | 0 | 2 | 47 | 3 | 0 | 3-3 | 1.000 | 0-0.0 |
| All* | 58 | 73 | 30 | 103 | 169 | .432 | 135 | .799 | 7 | 2 | 70 | 390 | 67 | 51 | 3-3 | 1.000 | 0-0.0 |

* Statistics from prior team/school

Individual Career History

Demma Hall

| Season | GP | G | A | Pts | Shots | Shot% | SOG | SOG% | UP | DN | GB | DC | TO | CT | Faceoff | Pct. | Pen-Min |
|--------|----|---|---|-----|-------|-------|-----|-------|----|----|----|----|----|----|---------|------|---------|
| 2022* | 4 | 0 | 0 | 0 | 1 | .000 | 1 | 1.000 | 0 | 0 | 0 | 0 | 1 | 0 | 0-0 | .000 | 0-0.0 |
| 2023* | 3 | 1 | 0 | 1 | 1 | 1.000 | 1 | 1.000 | 0 | 0 | 0 | 1 | 1 | 0 | 0-0 | .000 | 0-0.0 |
| 2024 | 9 | 5 | 4 | 9 | 9 | .556 | 6 | .667 | 0 | 0 | 8 | 0 | 2 | 0 | 0-0 | .000 | 0-0.0 |
| TOTAL | 9 | 5 | 4 | 9 | 9 | .556 | 6 | .667 | 0 | 0 | 8 | 0 | 2 | 0 | 0-0 | .000 | 0-0.0 |
| All* | 16 | 6 | 4 | 10 | 11 | .545 | 8 | .727 | 0 | 0 | 8 | 1 | 4 | 0 | 0-0 | .000 | 0-0.0 |

* Statistics from prior team/school

Erin Hickey

| Season | GP | G | A | Pts | Shots | Shot% | SOG | SOG% | UP | DN | GB | DC | TO | CT | Faceoff | Pct. | Pen-Min |
|--------|----|---|---|-----|-------|-------|-----|------|----|----|----|----|----|----|---------|------|---------|
| 2023 | 10 | 0 | 0 | 0 | - | - | - | - | 0 | 0 | 2 | 0 | 1 | 1 | 0-0 | .000 | 0-0.0 |
| TOTAL | 10 | 0 | 0 | 0 | - | - | - | - | 0 | 0 | 2 | 0 | 1 | 1 | 0-0 | .000 | 0-0.0 |

Hanna Hilcoff

| Season | GP | G | A | Pts | Shots | Shot% | SOG | SOG% | UP | DN | GB | DC | TO | CT | Faceoff | Pct. | Pen-Min |
|--------|----|-----|----|-----|-------|-------|-----|------|----|----|----|-----|-----|----|---------|------|---------|
| 2020* | 7 | 22 | 4 | 26 | 43 | .512 | 31 | .721 | 4 | 0 | 6 | 44 | 23 | 2 | 0-0 | .000 | 0-0.0 |
| 2021* | 12 | 35 | 1 | 36 | 96 | .365 | 69 | .719 | 3 | 1 | 13 | 54 | 25 | 5 | 0-0 | .000 | 0-0.0 |
| 2022* | 18 | 44 | 6 | 50 | 99 | .444 | 81 | .818 | 2 | 1 | 15 | 36 | 34 | 5 | 0-0 | .000 | 0-0.0 |
| 2023 | 18 | 51 | 12 | 63 | 104 | .490 | 82 | .788 | 6 | 0 | 7 | 45 | 33 | 5 | 0-0 | .000 | 0-0.0 |
| 2024 | 7 | 11 | 5 | 16 | 26 | .423 | 20 | .769 | 2 | 0 | 3 | 30 | 13 | 3 | 0-0 | .000 | 0-0.0 |
| TOTAL | 25 | 62 | 17 | 79 | 130 | .477 | 102 | .785 | 8 | 0 | 10 | 75 | 46 | 8 | 0-0 | .000 | 0-0.0 |
| All* | 62 | 163 | 28 | 191 | 368 | .443 | 283 | .769 | 17 | 2 | 44 | 209 | 128 | 20 | 0-0 | .000 | 0-0.0 |

* Statistics from prior team/school

Bella Karstien

| Season | GP | G | A | Pts | Shots | Shot% | SOG | SOG% | UP | DN | GB | DC | TO | CT | Faceoff | Pct. | Pen-Min |
|--------|----|----|----|-----|-------|-------|-----|-------|----|----|----|----|----|----|---------|------|---------|
| 2021* | 15 | 10 | 3 | 13 | 22 | .455 | 15 | .682 | 0 | 0 | 6 | 8 | 10 | 1 | 0-0 | .000 | 0-0.0 |
| 2022* | 14 | 5 | 2 | 7 | 10 | .500 | 7 | .700 | 0 | 0 | 5 | 12 | 10 | 1 | 0-0 | .000 | 0-0.0 |
| 2023 | 18 | 0 | 5 | 5 | 7 | .000 | 6 | .857 | 0 | 0 | 23 | 3 | 3 | 9 | 0-0 | .000 | 0-0.0 |
| 2024 | 11 | 0 | 3 | 3 | 1 | .000 | 1 | 1.000 | 0 | 0 | 21 | 3 | 4 | 8 | 0-0 | .000 | 0-0.0 |
| TOTAL | 29 | 0 | 8 | 8 | 8 | .000 | 7 | .875 | 0 | 0 | 44 | 6 | 7 | 17 | 0-0 | .000 | 0-0.0 |
| All* | 58 | 15 | 13 | 28 | 40 | .375 | 29 | .725 | 0 | 0 | 55 | 26 | 27 | 19 | 0-0 | .000 | 0-0.0 |

* Statistics from prior team/school

Ariana Kline

| Season | GP | G | A | Pts | Shots | Shot% | SOG | SOG% | UP | DN | GB | DC | TO | CT | Faceoff | Pct. | Pen-Min |
|--------|----|---|---|-----|-------|-------|-----|------|----|----|-----|-----|----|----|---------|------|---------|
| 2020* | 5 | 0 | 0 | 0 | - | - | - | - | 0 | 0 | 2 | 0 | 1 | 2 | 0-0 | .000 | 0-0.0 |
| 2021* | 19 | 0 | 0 | 0 | - | - | - | - | 0 | 0 | 34 | 33 | 9 | 30 | 0-0 | .000 | 0-0.0 |
| 2022* | 18 | 0 | 0 | 0 | - | - | - | - | 0 | 0 | 23 | 37 | 12 | 25 | 0-0 | .000 | 0-0.0 |
| 2023* | 19 | 0 | 0 | 0 | - | - | - | - | 0 | 0 | 32 | 70 | 10 | 28 | 0-0 | .000 | 0-0.0 |
| 2024 | 11 | 0 | 0 | 0 | - | - | - | - | 0 | 0 | 16 | 22 | 4 | 13 | 0-0 | .000 | 0-0.0 |
| TOTAL | 11 | 0 | 0 | 0 | - | - | - | - | 0 | 0 | 16 | 22 | 4 | 13 | 0-0 | .000 | 0-0.0 |
| All* | 72 | 0 | 0 | 0 | - | - | - | - | 0 | 0 | 107 | 162 | 36 | 98 | 0-0 | .000 | 0-0.0 |

* Statistics from prior team/school

Individual Career History

Krissy Kowalski

| Season | GP | G | A | Pts | Shots | Shot% | SOG | SOG% | UP | DN | GB | DC | TO | CT | Faceoff | Pct. | Pen-Min |
|--------------|-----------|----------|----------|----------|----------|----------|----------|----------|----------|----------|----------|----------|----------|----------|------------|-------------|--------------|
| 2023 | 10 | 0 | 0 | 0 | - | - | - | - | 0 | 0 | 3 | 0 | 0 | 1 | 0-0 | .000 | 0-0.0 |
| 2024 | 6 | 0 | 0 | 0 | - | - | - | - | 0 | 0 | 2 | 0 | 1 | 0 | 0-0 | .000 | 0-0.0 |
| TOTAL | 16 | 0 | 0 | 0 | - | - | - | - | 0 | 0 | 5 | 0 | 1 | 1 | 0-0 | .000 | 0-0.0 |

| Goalie | GP | Minutes | GA | GAAvg | Saves | Save% | W | L | T | Sho |
|--------------|-----------|----------------|------------|-------------|------------|-------------|-----------|-----------|----------|----------|
| 2019 | 0 | 262:39 | 35 | 8.00 | 39 | .527 | 12 | 6 | 0 | 0 |
| 2020 | 0 | 193:43 | 35 | 10.84 | 36 | .507 | 4 | 1 | 0 | 0 |
| 2021 | 0 | 60:00 | 11 | 11.00 | 9 | .450 | 1 | 0 | 0 | 0 |
| 2022 | 0 | 653:24 | 102 | 9.37 | 102 | .500 | 6 | 9 | 0 | 0 |
| 2023 | 10 | 274:00 | 27 | 5.91 | 27 | .500 | 0 | 0 | 0 | 0 |
| 2024 | 6 | 94:41 | 9 | 5.70 | 8 | .471 | 0 | 0 | 0 | 0 |
| TOTAL | 16 | 1538:27 | 219 | 8.54 | 221 | .502 | 23 | 16 | 0 | 0 |

Emily Lamparter

| Season | GP | G | A | Pts | Shots | Shot% | SOG | SOG% | UP | DN | GB | DC | TO | CT | Faceoff | Pct. | Pen-Min |
|--------------|-----------|----------|----------|----------|----------|-------------|----------|----------|----------|----------|-----------|----------|----------|----------|------------|-------------|--------------|
| 2023 | 18 | 0 | 0 | 0 | 1 | .000 | - | - | 0 | 0 | 12 | 0 | 1 | 2 | 0-0 | .000 | 0-0.0 |
| 2024 | 11 | 0 | 0 | 0 | 1 | .000 | - | - | 0 | 0 | 10 | 0 | 2 | 1 | 0-0 | .000 | 0-0.0 |
| TOTAL | 29 | 0 | 0 | 0 | 2 | .000 | - | - | 0 | 0 | 22 | 0 | 3 | 3 | 0-0 | .000 | 0-0.0 |

| Goalie | GP | Minutes | GA | GAAvg | Saves | Save% | W | L | T | Sho |
|--------------|-----------|----------------|------------|--------------|------------|-------------|-----------|-----------|----------|----------|
| 2022 | 0 | 70:45 | 6 | 5.09 | 8 | .571 | 0 | 0 | 0 | 0 |
| 2023 | 18 | 774:11 | 129 | 10.00 | 116 | .473 | 12 | 6 | 0 | 0 |
| 2024 | 11 | 541:50 | 101 | 11.18 | 89 | .468 | 7 | 4 | 0 | 0 |
| TOTAL | 29 | 1386:46 | 236 | 10.21 | 213 | .474 | 19 | 10 | 0 | 0 |

Ella Little

| Season | GP | G | A | Pts | Shots | Shot% | SOG | SOG% | UP | DN | GB | DC | TO | CT | Faceoff | Pct. | Pen-Min |
|--------------|-----------|----------|----------|-----------|-----------|-------------|----------|-------------|----------|----------|----------|------------|-----------|----------|------------|-------------|--------------|
| 2021* | 15 | 0 | 0 | 0 | 1 | .000 | 1 | 1.000 | 0 | 0 | 1 | 21 | 2 | 1 | 0-0 | .000 | 0-0.0 |
| 2022* | 14 | 0 | 0 | 0 | - | - | - | - | 0 | 0 | 0 | 24 | 0 | 1 | 0-0 | .000 | 0-0.0 |
| 2023 | 18 | 7 | 5 | 12 | 12 | .583 | 9 | .750 | 0 | 0 | 9 | 108 | 12 | 6 | 0-0 | .000 | 0-0.0 |
| 2024 | 4 | 0 | 0 | 0 | - | - | - | - | 0 | 0 | 0 | 20 | 1 | 0 | 0-0 | .000 | 0-0.0 |
| TOTAL | 22 | 7 | 5 | 12 | 12 | .583 | 9 | .750 | 0 | 0 | 9 | 128 | 13 | 6 | 0-0 | .000 | 0-0.0 |
| All* | 51 | 7 | 5 | 12 | 13 | .538 | 10 | .769 | 0 | 0 | 10 | 173 | 15 | 8 | 0-0 | .000 | 0-0.0 |

* Statistics from prior team/school

Kayla Macleod

| Season | GP | G | A | Pts | Shots | Shot% | SOG | SOG% | UP | DN | GB | DC | TO | CT | Faceoff | Pct. | Pen-Min |
|--------------|-----------|-----------|----------|-----------|-----------|-------------|-----------|-------------|----------|----------|----------|----------|-----------|----------|------------|-------------|--------------|
| 2024 | 11 | 24 | 2 | 26 | 39 | .615 | 33 | .846 | 3 | 0 | 5 | 0 | 12 | 1 | 0-0 | .000 | 0-0.0 |
| TOTAL | 11 | 24 | 2 | 26 | 39 | .615 | 33 | .846 | 3 | 0 | 5 | 0 | 12 | 1 | 0-0 | .000 | 0-0.0 |

Paris Masaracchia

| Season | GP | G | A | Pts | Shots | Shot% | SOG | SOG% | UP | DN | GB | DC | TO | CT | Faceoff | Pct. | Pen-Min |
|--------------|-----------|----------|----------|----------|----------|-------------|----------|-------------|----------|----------|-----------|-----------|-----------|-----------|------------|-------------|--------------|
| 2023 | 18 | 2 | 0 | 2 | 2 | 1.000 | 2 | 1.000 | 0 | 0 | 25 | 43 | 9 | 11 | 0-0 | .000 | 0-0.0 |
| 2024 | 11 | 1 | 1 | 2 | 3 | .333 | 1 | .333 | 0 | 0 | 16 | 22 | 7 | 18 | 0-0 | .000 | 0-0.0 |
| TOTAL | 29 | 3 | 1 | 4 | 5 | .600 | 3 | .600 | 0 | 0 | 41 | 65 | 16 | 29 | 0-0 | .000 | 0-0.0 |

Individual Career History

Nakeeya McCardell

| Season | GP | G | A | Pts | Shots | Shot% | SOG | SOG% | UP | DN | GB | DC | TO | CT | Faceoff | Pct. | Pen-Min |
|--------|----|----|---|-----|-------|-------|-----|-------|----|----|----|----|----|----|---------|------|---------|
| 2021* | 12 | 13 | 2 | 15 | 22 | .591 | 19 | .864 | 0 | 0 | 24 | 17 | 9 | 17 | 0-0 | .000 | 0-0.0 |
| 2022* | 18 | 3 | 3 | 6 | 5 | .600 | 5 | 1.000 | 0 | 0 | 17 | 28 | 11 | 12 | 0-0 | .000 | 0-0.0 |
| 2023 | 18 | 0 | 0 | 0 | - | - | - | - | 0 | 0 | 21 | 1 | 1 | 15 | 0-0 | .000 | 0-0.0 |
| 2024 | 11 | 0 | 1 | 1 | - | - | - | - | 0 | 0 | 8 | 0 | 0 | 8 | 0-0 | .000 | 0-0.0 |
| TOTAL | 29 | 0 | 1 | 1 | - | - | - | - | 0 | 0 | 29 | 1 | 1 | 23 | 0-0 | .000 | 0-0.0 |
| All* | 59 | 16 | 6 | 22 | 27 | .593 | 24 | .889 | 0 | 0 | 70 | 46 | 21 | 52 | 0-0 | .000 | 0-0.0 |

* Statistics from prior team/school

Caitlin McElwee

| Season | GP | G | A | Pts | Shots | Shot% | SOG | SOG% | UP | DN | GB | DC | TO | CT | Faceoff | Pct. | Pen-Min |
|--------|----|----|---|-----|-------|-------|-----|------|----|----|----|----|----|----|---------|------|---------|
| 2023* | 13 | 6 | 2 | 8 | 14 | .429 | 10 | .714 | 0 | 0 | 1 | 0 | 4 | 0 | 0-0 | .000 | 0-0.0 |
| 2024 | 8 | 8 | 0 | 8 | 21 | .381 | 11 | .524 | 3 | 0 | 4 | 0 | 6 | 0 | 0-0 | .000 | 0-0.0 |
| TOTAL | 8 | 8 | 0 | 8 | 21 | .381 | 11 | .524 | 3 | 0 | 4 | 0 | 6 | 0 | 0-0 | .000 | 0-0.0 |
| All* | 21 | 14 | 2 | 16 | 35 | .400 | 21 | .600 | 3 | 0 | 5 | 0 | 10 | 0 | 0-0 | .000 | 0-0.0 |

* Statistics from prior team/school

Sara Palmisano

| Season | GP | G | A | Pts | Shots | Shot% | SOG | SOG% | UP | DN | GB | DC | TO | CT | Faceoff | Pct. | Pen-Min |
|--------|----|---|---|-----|-------|-------|-----|-------|----|----|----|----|----|----|---------|------|---------|
| 2021* | 13 | 4 | 0 | 4 | 7 | .571 | 5 | .714 | 1 | 0 | 0 | 0 | 3 | 0 | 0-0 | .000 | 0-0.0 |
| 2022* | 8 | 1 | 0 | 1 | 2 | .500 | 2 | 1.000 | 0 | 0 | 2 | 0 | 2 | 0 | 0-0 | .000 | 0-0.0 |
| 2023 | 9 | 1 | 4 | 5 | 2 | .500 | 2 | 1.000 | 0 | 0 | 5 | 0 | 5 | 3 | 0-0 | .000 | 0-0.0 |
| 2024 | 7 | 1 | 0 | 1 | 4 | .250 | 2 | .500 | 0 | 0 | 2 | 1 | 3 | 0 | 0-0 | .000 | 0-0.0 |
| TOTAL | 16 | 2 | 4 | 6 | 6 | .333 | 4 | .667 | 0 | 0 | 7 | 1 | 8 | 3 | 0-0 | .000 | 0-0.0 |
| All* | 37 | 7 | 4 | 11 | 15 | .467 | 11 | .733 | 1 | 0 | 9 | 1 | 13 | 3 | 0-0 | .000 | 0-0.0 |

* Statistics from prior team/school

Camryn Pfundstein

| Season | GP | G | A | Pts | Shots | Shot% | SOG | SOG% | UP | DN | GB | DC | TO | CT | Faceoff | Pct. | Pen-Min |
|--------|----|---|---|-----|-------|-------|-----|------|----|----|----|----|----|----|---------|------|---------|
| 2024 | 7 | 0 | 0 | 0 | - | - | - | - | 0 | 0 | 5 | 1 | 2 | 1 | 0-0 | .000 | 0-0.0 |
| TOTAL | 7 | 0 | 0 | 0 | - | - | - | - | 0 | 0 | 5 | 1 | 2 | 1 | 0-0 | .000 | 0-0.0 |

Callie Roseberry

| Season | GP | G | A | Pts | Shots | Shot% | SOG | SOG% | UP | DN | GB | DC | TO | CT | Faceoff | Pct. | Pen-Min |
|--------|----|---|---|-----|-------|-------|-----|------|----|----|----|----|----|----|---------|------|---------|
| 2023 | 5 | 0 | 0 | 0 | - | - | - | - | 0 | 0 | 0 | 0 | 0 | 1 | 0-0 | .000 | 0-0.0 |
| 2024 | 4 | 0 | 0 | 0 | - | - | - | - | 0 | 0 | 1 | 0 | 0 | 0 | 0-0 | .000 | 0-0.0 |
| TOTAL | 9 | 0 | 0 | 0 | - | - | - | - | 0 | 0 | 1 | 0 | 0 | 1 | 0-0 | .000 | 0-0.0 |

Tanner Scarola

| Season | GP | G | A | Pts | Shots | Shot% | SOG | SOG% | UP | DN | GB | DC | TO | CT | Faceoff | Pct. | Pen-Min |
|--------|----|---|---|-----|-------|-------|-----|------|----|----|----|----|----|----|---------|------|---------|
| 2023 | 8 | 2 | 1 | 3 | 6 | .333 | 5 | .833 | 0 | 0 | 1 | 0 | 6 | 0 | 0-0 | .000 | 0-0.0 |
| 2024 | 4 | 3 | 0 | 3 | 5 | .600 | 4 | .800 | 0 | 0 | 0 | 0 | 1 | 0 | 0-0 | .000 | 0-0.0 |
| TOTAL | 12 | 5 | 1 | 6 | 11 | .455 | 9 | .818 | 0 | 0 | 1 | 0 | 7 | 0 | 0-0 | .000 | 0-0.0 |

Alex Scialdone

| Season | GP | G | A | Pts | Shots | Shot% | SOG | SOG% | UP | DN | GB | DC | TO | CT | Faceoff | Pct. | Pen-Min |
|--------|----|---|---|-----|-------|-------|-----|------|----|----|----|----|----|----|---------|------|---------|
| 2024 | 10 | 6 | 5 | 11 | 12 | .500 | 9 | .750 | 1 | 0 | 4 | 0 | 15 | 0 | 0-0 | .000 | 0-0.0 |
| TOTAL | 10 | 6 | 5 | 11 | 12 | .500 | 9 | .750 | 1 | 0 | 4 | 0 | 15 | 0 | 0-0 | .000 | 0-0.0 |

Individual Career History

Natalie Shurtleff

| Season | GP | G | A | Pts | Shots | Shot% | SOG | SOG% | UP | DN | GB | DC | TO | CT | Faceoff | Pct. | Pen-Min |
|--------|----|----|----|-----|-------|-------|-----|------|----|----|----|----|----|----|---------|------|---------|
| 2024 | 11 | 14 | 14 | 28 | 30 | .467 | 23 | .767 | 0 | 0 | 13 | 24 | 7 | 7 | 0-0 | .000 | 0-0.0 |
| TOTAL | 11 | 14 | 14 | 28 | 30 | .467 | 23 | .767 | 0 | 0 | 13 | 24 | 7 | 7 | 0-0 | .000 | 0-0.0 |

Jasmine Stanton

| Season | GP | G | A | Pts | Shots | Shot% | SOG | SOG% | UP | DN | GB | DC | TO | CT | Faceoff | Pct. | Pen-Min |
|--------|----|---|---|-----|-------|-------|-----|------|----|----|----|----|----|----|---------|------|---------|
| 2024 | 10 | 9 | 4 | 13 | 16 | .562 | 14 | .875 | 0 | 0 | 1 | 0 | 4 | 0 | 0-0 | .000 | 0-0.0 |
| TOTAL | 10 | 9 | 4 | 13 | 16 | .562 | 14 | .875 | 0 | 0 | 1 | 0 | 4 | 0 | 0-0 | .000 | 0-0.0 |

Kerri Thornton

| Season | GP | G | A | Pts | Shots | Shot% | SOG | SOG% | UP | DN | GB | DC | TO | CT | Faceoff | Pct. | Pen-Min |
|--------|----|----|----|-----|-------|-------|-----|------|----|----|----|-----|----|----|---------|------|---------|
| 2020* | 6 | 7 | 5 | 12 | 16 | .438 | 12 | .750 | 1 | 0 | 6 | 21 | 15 | 4 | 0-0 | .000 | 0-0.0 |
| 2021* | 15 | 20 | 9 | 29 | 51 | .392 | 30 | .588 | 1 | 0 | 8 | 29 | 21 | 1 | 0-0 | .000 | 0-0.0 |
| 2022* | 17 | 41 | 9 | 50 | 78 | .526 | 54 | .692 | 0 | 0 | 14 | 49 | 24 | 5 | 0-0 | .000 | 0-0.0 |
| 2024 | 4 | 4 | 3 | 7 | 7 | .571 | 6 | .857 | 1 | 0 | 5 | 0 | 3 | 0 | 0-0 | .000 | 0-0.0 |
| TOTAL | 4 | 4 | 3 | 7 | 7 | .571 | 6 | .857 | 1 | 0 | 5 | 0 | 3 | 0 | 0-0 | .000 | 0-0.0 |
| All* | 42 | 86 | 31 | 117 | 187 | .460 | 121 | .647 | 4 | 0 | 44 | 147 | 81 | 15 | 0-0 | .000 | 0-0.0 |

* Statistics from prior team/school

Emma Tilson

| Season | GP | G | A | Pts | Shots | Shot% | SOG | SOG% | UP | DN | GB | DC | TO | CT | Faceoff | Pct. | Pen-Min |
|--------|----|----|---|-----|-------|-------|-----|-------|----|----|----|----|----|----|---------|------|---------|
| 2021* | 2 | 0 | 0 | 0 | 1 | .000 | 1 | 1.000 | 0 | 0 | 0 | 0 | 0 | 0 | 0-0 | .000 | 0-0.0 |
| 2022* | 4 | 0 | 0 | 0 | 2 | .000 | 2 | 1.000 | 0 | 0 | 0 | 0 | 0 | 0 | 0-0 | .000 | 0-0.0 |
| 2023 | 18 | 25 | 7 | 32 | 47 | .532 | 33 | .702 | 0 | 1 | 5 | 8 | 14 | 5 | 0-0 | .000 | 0-0.0 |
| 2024 | 11 | 15 | 1 | 16 | 34 | .441 | 27 | .794 | 0 | 0 | 9 | 0 | 6 | 5 | 0-0 | .000 | 0-0.0 |
| TOTAL | 29 | 40 | 8 | 48 | 81 | .494 | 60 | .741 | 0 | 1 | 14 | 8 | 20 | 10 | 0-0 | .000 | 0-0.0 |
| All* | 35 | 40 | 8 | 48 | 84 | .476 | 63 | .750 | 0 | 1 | 14 | 8 | 20 | 10 | 0-0 | .000 | 0-0.0 |

* Statistics from prior team/school