



GAME NOTES

Clemson Tigers (23-11, 11-9 ACC) vs. Arizona Wildcats (27-8, 15-5 Pac-12)

Game #35 • Neutral Site Game #7 • Postseason Game #4

TV: CBS

Radio: WCCP 105.5 FM

Thursday, March 28 • Crypto.com Arena (Los Angeles, Calif.) • 7:09 p.m. ET



31 POSTSEASON APPEARANCES | 14 NCAA TOURNAMENTS | 5 SWEET SIXTEENS | 1 ELITE EIGHT | 1990 ACC REGULAR SEASON CHAMPIONS

CLEMSON RECORDS

Overall:	23-11	W2
vs. ACC opponents:	11-9	L1
Non-Conference regular-season:	10-1	W2
Home:	12-4	W3
Away:	6-6	L2
Neutral:	5-1	W2

BROADCAST INFORMATION

TV: CBS (Brian Anderson; PxP, Jim Jackson; Analyst, Allie LaForce; Sideline)
 Watch Link: <https://www.bit.ly/3VEB8kG>
 Radio: Clemson Athletic Network (Don Munson, JD Powell and Ben Milstead)
 Clemson Radio Affiliates: WCCP 105.5 The ROAR (Flagship)
 SiriusXM: Ch. 208 and Ch. 201, and on the SiriusXM App
 Live Stats: www.ncaa.com/mediastats

SERIES HISTORY

Overall: Clemson trails 0-3
 In Clemson: Clemson trails 0-1
 In Tuscon: Clemson trails 0-1
 At neutral sites: Clemson trails 0-1
 Current streak: Arizona, 3
 Coach Brownell vs. Arizona: 0-2

SCHEDULE & RESULTS

Date	AP Rank CU	Opp	Opponent	TV	Eastern Time
N 1	-	-	Newberry EXHIB	N/A	W, 90-39
November (6-0)					
N 6	-	-	Winthrop	ACCNX	W, 78-56
N 10	-	-	vs. UAB ¹	ESPN+	W, 77-76
N 12	-	-	vs. Davidson ¹	ESPN2	W, 68-65
N 19	-	-	Boise State	ACCNX	W, 85-68
N 24	-	-	Alcorn State	ACCN	W, 90-69
N 28	-	23	at Alabama ²	ESPN	W, 85-77
December (5-1)					
D 3	-	-	at Pittsburgh*	ACCN	W, 79-70
D 6	24	-	South Carolina	ACCN	W, 72-67
D 9	24	-	vs. TCU ³	FS1	W, 74-66
D 16	13	-	at Memphis	ESPN+	L, 77-79
D 22	18	-	Queens	ACCN	W, 109-79
D 29	18	-	Radford	ACCNX	W, 93-58
January (3-5)					
J 3	16	-	at Miami (Fla.)*	ESPN	L, 82-95
J 6	16	8	North Carolina*	ESPN2	L, 55-65
J 10	21	-	at Virginia Tech*	ESPN2	L, 72-87
J 13	21	-	Boston College*	ACCN	W, 89-78
J 16	-	-	Georgia Tech*	ACCN	L, 90-93 (2OT)
J 20	-	-	at Florida State*	ACCN	W, 78-67
J 27	-	12	at Duke*	ESPN	L, 71-72
J 30	-	-	Louisville*	ACCN	W, 70-64
February (6-2)					
F 3	-	-	Virginia*	ESPN	L, 65-66
F 6	-	3	at North Carolina*	ESPN	W, 80-76
F 10	-	-	at Syracuse*	ESPN2	W, 77-68
F 14	-	-	Miami (Fla.)*	ESPN2	W, 77-60
F 17	-	-	NC State*	CW	L, 77-78
F 21	-	-	at Georgia Tech*	ACCN	W, 81-57
F 24	-	-	Florida State*	CW	W, 74-63
F 27	-	-	Pittsburgh	ACCN	W, 69-62
March (2-3)					
M 2	-	-	at Notre Dame*	CW	L, 62-69
M 5	-	-	Syracuse*	ESPN2	W, 90-75
M 9	-	-	at Wake Forest*	ACCN	L, 76-81
M 13	-	-	Boston College ⁴	ESPN2	L, 55-76
M 22	-	-	New Mexico ⁵	truTV	W, 76-55
M 24	-	14	Baylor ⁶	TNT	W, 72-64
M 28	-	9	Arizona ⁶	CBS	7:09 p.m.

* ACC contest; Note: Home games in bold; ¹ Asheville Championship (Harral's Cherokee Center; Asheville, N.C.); ² ACC/SEC Challenge (Coleman Coliseum; Tuscaloosa, Ala.); ³ 2023 Hall of Fame Series (Coca-Cola Coliseum; Toronto, Ontario, Canada); ⁴ ACC Tournament (Capital One Arena; Washington, D.C.); ⁵ NCAA Tournament (FedExForum; Memphis, Tenn.); ⁶ NCAA Tournament West Regional (Crypto.com Arena; Los Angeles, Calif.)

PRONUNCIATIONS

Jake Heidbreder (HIDE-breeder); Ian Schieffelin (CHEF-lynn);
 Asa Thomas (ACE-uh); Bas Leyte (Boz LIGHT-uh); Daniel Nauseef
 (NAW-seef); Andrew Latiff (LUH-tiff); Brad Brownell (BROWN-nell)

TABLE OF CONTENTS

Broadcast Sheet	2
Roster	3
Head Coach Brad Brownell	4
Team Notes	5-14
Player Stats/Notes	15-22
Miscellaneous Stats	23
Superlatives	24
Stats	25-28
ACC's Most Improved Player	29
Hall American	30
NCAA Tournament Records	31-32

ATHLETIC COMMUNICATIONS

Address: 100 Perimeter Rd., Clemson, SC 29634
 Basketball SID: Ben Winterrowd
 Email: winterr@clemson.edu
 Cell: 630-862-8828
 Website: ClemsonTigers.com
 Twitter/Instagram: @ClemsonMBB

CLEMSON BASKETBALL HEADLINES

CLEMSON vs. ARIZONA

- Arizona holds a 3-0 advantage in the series with Clemson, including a victory in the 1989 NCAA Tournament. Arizona has one win at home against the Tigers, one at Clemson and one at neutral site.

CLEMSON BASKETBALL HEADLINES


- A win over No. 2 seed Arizona would be the highest seeded team Clemson has beaten in the NCAA Tournament.
- Clemson defeated Baylor in the second round of the NCAA Tournament by a score of 72-64 on Sunday, March 24. It marked the fifth time that Clemson has advanced to the Sweet 16 and the second time under Head Coach Brad Brownell.
- The Tigers were led once again by Chase Hunter who finished with 20 points and six assists. Despite leading by 15 points late in the second half, the No. 14 ranked and No. 3 seeded Bears made a run, but the Tigers never relinquished.
- Clemson defeated New Mexico in the first round of the NCAA Tournament by a score of 77-56 on Friday, March 22. It marked the second-largest margin of victory for a Clemson team in the NCAA Tournament. (Record is 31 vs. Auburn, 84-53, on 3/18/18).
- The Tigers moved to 12-13 all-time in the NCAA Tournament with the victory over the Lobos. This tournament was the sixth in which the Tigers have recorded a victory.
- Clemson limited New Mexico to just 29.7 percent shooting - the second lowest for a Clemson team in tournament history (Record is 25.8 percent vs. Auburn on 3/18/18).
- The 29.7 percent shooting for New Mexico was its lowest of the 2023-24 season - by a considerable margin. Their previous low was 35.4 percent in a three point loss to UNLV on Feb. 10.
- Clemson held New Mexico to 13 percent three point shooting on Friday, the best three point defense in Clemson history in an NCAA Tournament game. New Mexico was just 3-23 from distance in that game.
- Clemson won points off turnovers in that game by a 19-6 margin. New Mexico came into the game with an average points off turnovers margin of 18-11. The six points off turnovers for Clemson rank as tied for the fewest against New Mexico this year.
- Clemson held New Mexico to 56 points, the Lobos fewest points in a game all year. The previous low was 58 in a game against Boise State.
- Clemson held Jamal Mashburn, Jr. (10th) and Jaalen House (11th), two of the top 11 scorers in New Mexico history, to a combined 18 points in 5-25 shooting from the field and 2-14 on three-point shooting.
- Chase Hunter netted his third 20-point game of the year and second in a row after a game-high 21 points on 8-of-16 shooting from the floor against New Mexico and another 20-point outing against Baylor.
- Ian Schieffelin totaled his 10th double-double of the season with 16 points and 12 rebounds. PJ Hall (14) was the Tigers third scorer in double figures. With his 10th double-double, Schieffelin is just the second Clemson player to record double figures in double-doubles in a season since 2008-09. Hunter Tyson did it last year with 16, but that is the only other player to do it since Trevor Booker had 13 double-doubles in 2008-09. Schieffelin also now has 16 double-digit rebounding games this season and 18 for his career.
- With 14 points in the game, PJ Hall moved into ninth on Clemson's all-time scoring list. He passed Dale Davis and after 25 total points in the first and second rounds he now sits ninth with 1,671 career points.
- Joseph Girard III saw his Clemson record free throw streak come to an end after he made 67 consecutive free throws from Jan. 13 to March 22. That broke the previous ACC mark of 66 in a row by Scott Wood of NC State during the 2011-12 season. Girard made the first of that one-and-one situation, then missed the second to end his streak at 67, one ahead of Wood's record.
- Girard made three more 3-pointers against the Lobos and Bears and is now just one away from breaking Terrell McIntyre's single season record of threes made (99). Girard has 99 this season. For his career he has made 396 - the third most in ACC history.
- The Tigers recorded their 10th and 11th wins away from home this season which is tied for the most in program history. Clemson is 5-1 on neutral floors and 6-6 in true road games. It's the second time in school history Clemson has recorded 11 wins away from home.
- With the win over New Mexico and Baylor, Brad Brownell set the Clemson record for NCAA Tournament victories in a career. It was his fourth and fifth NCAA Tournament wins. He had one in 2010-11, his first year, when the Tigers defeated UAB, 70-52 in a First Round game in Dayton. He then took the Tigers to the Sweet 16 in 2018 with wins over New Mexico State and Auburn.
- Friday and Sunday was Clemson's 12th and 13th all-time NCAA Tournament victories. Bill Foster had three in his only year in the tournament, a run to the Elite Eight in 1980, Cliff Ellis had three, one in 1989 and two in 1990 when he took the Tigers to the Sweet 16. Rick Barnes had two, both in 1997 when he took Clemson to the Sweet 16. Clemson is now 13-13 in the NCAA Tournament entering Thursday's Sweet 16 matchup with Arizona.
- The win over Baylor was Head Coach Brad Brownell's 23rd over a Top 25 team - one more than Cliff Ellis' previous record. This is the first time since 1996-97 that Clemson has three wins over Top 25 teams away from home. (No. 22 Alabama, No. 3 North Carolina and No. 14 Baylor).

STATISTICAL OUTLOOK

	Clemson	Instagram	Ht.	Wt.	Yr.	Hometown	GP/GS	PPG	RPG	APG	MPG
G 0	Josh Beadle	jbeadle0	6-3.5	180	RSO.	Columbia, S.C.	31/0	3.1	1.0	0.8	11.1
G 1	Chase Hunter	chasehun1er	6-4.5	200	RSr.	Atlanta, Ga.	34/34	12.7	2.4	3.1	32.7
G 2	Dillon Hunter	dillonhunter	6-3.5	187	So.	Atlanta, Ga.	34/1	2.4	1.6	1.3	14.8
G 3	Jake Heidbreder	jakeheidbreder	6-5.5	180	RJr.	Floyds Knobs, Ind.					REDSHIRT
F 4	Ian Schieffelin	ian4schieff	6-8	238	Jr.	Loganville, Ga.	34/34	9.8	9.5	2.2	27.1
F 5	Jack Clark	jack5clark	6-10	207	Gr.	Cheltenham, Pa.	23/15	4.5	5.0	1.4	23.0
F 10	RJ Godfrey	randallgodfreyjr	6-8	228	So.	Suwanee, Ga.	34/0	5.9	3.5	0.8	15.6
G 11	Joseph Girard III	jjg3	6-2	189	Gr.	Glens Falls, N.Y.	34/34	15.3	3.3	2.9	32.8
G 12	Alex Hemenway	alexhemenway	6-4	192	Gr.	Newburgh, Ind.	5/0	5.2	0.6	1.4	15.6
G 13	Andrew Latiff	a.latiff11	6-5	184	Sr.	Clemson, S.C.	5/0	0.4	0.8	0.0	1.6
F 15	Asa Thomas	_asathomas_	6-7	185	Fr.	Lake Forest, Ill.					REDSHIRT
G 20	Matt Kelly	matt.kelly1	6-2	175	Jr.	Charleston, S.C.	5/0	0.0	0.0	0.0	1.8
F 21	Chauncey Wiggins	chauncey.30	6-10.5	210	So.	Grayson, Ga.	34/18	5.5	2.2	0.9	18.1
C 24	PJ Hall	pjhall_24	6-10.5	238	Sr.	Spartanburg, S.C.	34/34	18.5	6.4	1.4	28.9
F 32	Daniel Nauseef	dnauseef	6-7	210	Jr.	Dayton, Ohio	5/0	0.0	0.6	0.0	1.9
F 33	Bas Leyte	basleyte	6-10.5	225	Gr.	Bergen op Zoom, Netherlands	20/0	0.8	0.8	0.3	4.5



0



JOSH BEADLE							
RSO. • G • 6-3.5 • 180 • COLUMBIA, S.C./CARDINAL NEWMAN							
MIN	PTS	REB	AST	FG%	3FG%	FT%	
23-24	11.1	3.1	1.0	0.8	.473	.143	.688
Career	12.0	2.7	1.0	0.8	.419	.184	.674
Season Highs: PTS (12), FG (4), 3FG (1), FT (4), REB (3), AST (3), STL (2)							

» Career high 12 points at Florida State (1/20/24) on 4-for-6 shooting. Finished with career best four made free throws.
 » Averaged 16.9 points, 6.2 rebounds, 3.8 assists and 1.4 steals per game as a senior at Cardinal Newman. Eclipsed 1,000 career points.
 » Won back-to-back SCISA Class 3A Championships and led team in scoring.
 » Three-time All-Region, All-State, All-Tournament and All-Star player.
 » Chose Clemson over Wake Forest and VCU.

1



CHASE HUNTER							
RSR. • G • 6-4.5 • 200 • ATLANTA, GA./WESTLAKE HS							
MIN	PTS	REB	AST	FG%	3FG%	FT%	
23-24	32.7	12.7	2.4	3.1	.419	.329	.853
Career	25.7	9.1	2.3	2.6	.410	.322	.803
Season Highs: PTS (20), REB (6), AST (7), FG (8), 3FG (4), FT (8), STL (2), BLK (1)							

» Back-to-back 20-point games in NCAAT (second time in his career).
 » Eclipsed 1,000 career points vs. Louisville (1/30/24).
 » Career-high 23 points (7-9 FG) in win at Boston College (Feb. 26). Tied career-high 7 reb.
 » Scored then-career-high 21 points vs. Wake Forest (2/23/22). Totaled career-best 10 field goals.
 » Came to Clemson as a four-star prospect and No. 98 overall in 247Sports' Top 100.
 » Rated the No. 4 player in the state of Georgia and the No. 14 combo guard in the country.
 » Chose Clemson over Georgia, Virginia, Oklahoma and Michigan State.


2



DILLON HUNTER							
SO. • G • 6-3.5 • 187 • ATLANTA, GA./WESTLAKE HS							
MIN	PTS	REB	AST	FG%	3FG%	FT%	
23-24	14.8	2.4	1.6	1.3	.395	.273	.444
Career	13.4	1.9	1.4	1.3	.355	.226	.515
Season Highs: PTS (7), FG (3), 3FG (1), FT (2), REB (4), AST (5), STL (2)							

» First career start vs. Georgia Tech; Season-high 9 points (3-5 FG) vs. Yellow Jackets.
 » He is the younger brother of current Tiger Chase Hunter, was ranked No. 64 in the ESPN 100 and rated a four-star prospect.
 » Hunter chose Clemson over Baylor, Auburn, Florida State, Kentucky, Georgia and Georgia Tech.
 » "He has excellent vision and a feel for the game, which makes him an outstanding passer and facilitator who complements our other freshmen very well."

3



JAKE HEIDBREDER (HIDE-BREEDER)							
RJR. • F • 6-5.5 • 180 • FLOYDS KNOBS, IND./FLOYDS KNOBS HS/AIR FORCE							
MIN	PTS	REB	AST	FG%	3FG%	FT%	
23-24							REDSHIRT
Career	33.3	12.9	3.3	1.8	.492	.391	.838
Season Highs:							

» 2023 All-Mountain West Third Team, 303 points in 2022 was then-Air Force freshman record in Mountain West era (4th all time).
 » Averaged a team-leading 15.1 points per game last season at Air Force and was fourth in the Mountain West with 75 threes (seventh best in a season at Air Force).
 » Shooting splits of .483/.399/.867 last season.
 » Indiana Junior All-Star in high school and scored 1,228 points at Floyd Central H.S.
 » Three-time First Team All-Hoosier Hills Conference; All-State Honorable Mention by AP

4



IAN SCHIEFFELIN (CHEF-LIN)							
JR. • F • 6-8 • 238 • LOGANVILLE, GA./GRAYSON HS							
MIN	PTS	REB	AST	FG%	3FG%	FT%	
23-24	27.1	9.8	9.5	2.2	.573	.500	.747
Career	19.8	6.2	5.6	1.7	.519	.412	.723
Season Highs: PTS (20), REB (17), FG (8), 3FG (3), FT (6), AST (6), STL (5), BLK (4)							

» 16 points, 11 rebounds vs. UNC (1/6); Added career highs in steals (5) and blocks (4).
 » Career high 17 rebounds in win at Pittsburgh (7-10); Second career double-double vs. S. Car.
 » Career-high 20 points and 14 rebounds vs. The Citadel (Nov. 7); Career-best 9 off. rebounds.
 » Averaged 12.0 points, 12.0 rebounds and 3.0 blocks per game as a senior for a top-ranked program in Georgia (Grayson HS). Finished 10th in country and No. 1 among public schools.
 » Helped lead Grayson to a Region 8-AAAAAAA championship and 25-4 record as a soph.
 » Chose Clemson over Virginia Tech and Dayton.


5



JACK CLARK							
GR. • F • 6-10 • 207 • CHELTHENHAM, PA./CHELTHENHAM HS/NC STATE							
MIN	PTS	REB	AST	FG%	3FG%	FT%	
23-24	23.0	4.5	5.0	1.4	.387	.280	.818
Career	26.8	9.2	5.6	1.4	.399	.298	.800
Season Highs: PTS (10), REB (10), AST (4), FG (4), 3FG (2), FT (4), STL (2), BLK (2)							

» Huge asset on defense for Tigers; scored 1,000th career point vs. Baylor in NCAAT
 » Season-high eight points vs. Miami and NC State; season-high 10 rebounds at Syracuse
 » Offseason transfer from ACC foe NC State.
 » Played last season for the Wolpack and his first three seasons at La Salle.
 » Averaged 9.0 points per game and 6.9 rebounds last season for NC State.
 » Has played 86 games in his career with 60 starts.
 » Redshirted the 2019-20 season due to injury.


10



RJ GODFREY							
SO. • F • 6-8 • 228 • SUWANEE, GA./NORTH GWINNETT HS							
MIN	PTS	REB	AST	FG%	3FG%	FT%	
23-24	15.6	5.9	3.5	0.8	.586	.333	.596
Career	12.5	4.6	2.8	0.6	.590	.333	.616
Season Highs: PTS (19), REB (10), FG (8), 3FG (1), FT (4), AST (2), STL (2), BLK (4)							

» Career high 19 points vs. Queens (12/22). Career-best eight made field goals.
 » Rated as a three-star prospect by 247Sports (#130) and Rivals (#135).
 » Godfrey averaged 16.0 points, 9.0 rebounds, 4.0 assists and 3.0 blocks per game last season. He is the rated the No. 5 player in the state of Georgia.
 » His father, Randall Godfrey, is an 11-year NFL veteran who played linebacker for the Dallas Cowboys, Tennessee Titans, Seattle Seahawks, San Diego Chargers and the Washington Commanders.
 » Godfrey chose Clemson over Ole Miss, Texas Tech, Georgia Tech, Utah and Georgia.

11



JOSEPH GIRARD III							
GR. • G • 6-2 • 189 • GLENS FALLS, N.Y./GLENS FALLS/SYRACUSE							
MIN	PTS	REB	AST	FG%	3FG%	FT%	
23-24	32.8	15.3	3.3	2.9	.429	.414	.950
Career	32.6	13.7	3.0	3.4	.388	.374	.886
Season Highs: PTS (26), REB (9), FG (9), 3FG (6), FT (8), AST (6), STL (2), BLK (2)							

» Season-high 26 points in win vs. Boston College (8-16 FG, 5-11 3FG, 5-6 FT)
 » 396 career 3-pointers is third all-time in the ACC
 » 17 points and five assists in Asheville Championship title game against Davidson.
 » Scored 1,652 points in four seasons at Syracuse with 360 rebounds, 445 assists and 165 steals.
 » Played in 125 games for the Orange, including 123 starts.
 » The top returning scorer in the ACC during league play from last year (17.8 points per game).

12



ALEX HEMENWAY							
GR. • G • 6-4 • 192 • NEWBURGH, IND./CASTLE HS							
MIN	PTS	REB	AST	FG%	3FG%	FT%	
23-24	15.6	5.2	0.6	1.4	.381	.421	.500
Career	16.5	5.3	1.3	0.6	.446	.429	.761
Season Highs: PTS (9), FG (3), 3FG (3), REB (2), AST (3), BLK (1), STL (1)							

» As it stands, he ranks tied for fifth all-time in 3-point percentage in school history (42.9%).
 » 15 points and career-high 3 assists in win over Penn State (Nov. 29).
 » Finished 5-for-5 from the field and 3-for-3 from three against Loyola Maryland (Nov. 21).
 » Career-high 18 points (7-9 FG, 4-6 3FG) in 81-70 win over USC Upstate (Nov. 15).
 » Chose Clemson over Nebraska, Creighton, DePaul and Belmont.
 » Father, Todd, played high school soccer in Indiana with Head Coach Brad Brownell.

15



ASA THOMAS (ACE-UH)							
FR. • F • 6-7 • 185 • LAKE FOREST, ILL./LAKE FOREST HS							
MIN	PTS	REB	AST	FG%	3FG%	FT%	
23-24							REDSHIRT
Career	--	--	--	--	--	--	--
Season Highs:							

» Rated a three-star prospect, according to 247Sports and Rivals. Ranked as the eighth-best player in the 2023 class from the state of Illinois.
 » Scored 1,130 career points at Lake Forest High School, averaging over 17.0 points per game as a senior.
 » Led the Illinois Wolves (AAU) on the UAA circuit, averaging 15.1 points per game. He was recognized by Synergy Sports as the most offensively efficient player on the UAA 17U circuit.
 » Chose Clemson over Illinois, Iowa, Wisconsin, Virginia Tech, Marquette and DePaul.


21



CHAUNCEY WIGGINS							
SO. • F • 6-10.5 • 210 • GRAYSON, GA./GRAYSON HS							
MIN	PTS	REB	AST	FG%	3FG%	FT%	
23-24	18.1	5.5	2.2	0.9	.442	.338	.714
Career	14.1	4.1	1.6	0.7	.443	.357	.708
Season Highs: PTS (19), REB (7), FG (8), 3FG (4), FT (2), AST (4), BLK (3), STL (1)							

» Career-high 19 points vs. Memphis (12/16).
 » Rated a three-star prospect, according to 247Sports and Rivals.
 » Wiggins averaged 12.1 points, 6.6 rebounds, 2.3 assists, 1.2 steals and 1.8 blocks per game last season for Grayson. He was high school teammates with current Tiger Ian Schieffelin (Loganville, Ga./Grayson). Wiggins is ranked as the fourth-best player in the 2022 class from the state of Georgia and is a Top 150 player according to 247Sports.
 » Wiggins chose Clemson over NC State, Georgia, South Florida and Maryland.


24



PJ HALL							
SR. • C • 6-10.5 • 238 • SPARTANBURG, S.C./DORMAN HS							
MIN	PTS	REB	AST	FG%	3FG%	FT%	
23-24	28.9	18.5	6.4	1.4	.490	.321	.790
Career	23.9	14.2	5.3	1.1	.504	.328	.785
Season Highs: PTS (31), REB (17), FG (11), 3FG (3), FT (8), AST (4), STL (3), BLK (4)							

» Career highs in points (31) and rebounds (17) vs. Georgia Tech (1/16).
 » Tournament MVP at 2023 Asheville Championship.
 » 9th on Clemson scoring list (1,671 points).
 » Third Team All-ACC in 2022-23.
 » 2020 No. 1 prospect in the state of South Carolina; ESPN ranked Hall No. 48 in its Top 100.
 » Highest rated prospect of the Brownell Era and fourth all-time at Clemson (247Sports).
 » Chose Clemson over Virginia Tech, Florida, Tennessee, Georgia Tech and South Carolina.

33




BAS LEYTE (BOZ, LIGHT-UH)							
GR. • F • 6-10.5 • 225 • BERGEN OP ZOOM, NETHERLANDS/NEW HAMPTON HS/UNCG							
MIN	PTS	REB	AST	FG%	3FG%	FT%	
23-24	4.5	0.8	0.8	0.3	.545	.333	.400
Career	14.7	4.6	3.0	0.6	.503	.192	.667
Season Highs: PTS (3), FG (1), REB (3), AST (2), BLK (1), STL (1)							

» Offseason graduate transfer from Southern Conference member UNC Greensboro.
 » Will serve as primary backup to starting center PJ Hall.
 » Played in all 32 games last season and made 30 starts.
 » Averaged 7.6 points and 3.4 rebounds per game last year for UNCG.
 » Had 13 double-figure scoring games, and scored a season high 16 points against Chattanooga on Feb. 18, 2023. Recorded season-high 12 rebounds against Marshall on Dec. 13, 2022.




ANDREW LATIFF
 SR. • G • 6-5 • 184
 CLEMSON, S.C.
 DANIEL HS
 » First career points vs. Queens (12/22/23).
 » Promoted undergraduate manager
 » Team captain and two-year starter in high school

13



MATT KELLY
 JR. • G • 6-2 • 175
 CHARLESTON, S.C.
 PORTER-GAUD HS
 » First career points on a layup at North Carolina (Feb. 11, 2023).
 » Second year in the program.

20



DANIEL NAUSEEF
 JR. • F • 6-7 • 210
 DAYTON, OHIO
 CHAMINADE JULIENNE CATHOLIC
 » First career points vs. Richmond (Dec. 17, 2022).
 » Promoted undergraduate manager

32

ROSTER

NUMERICAL

No	Name	Pos	Hgt	Wgt	Year	Hometown	Previous School	Pronunciation/Notes
0	Josh Beadle	G	6-3.5	180	RSo.	Columbia, S.C.	Cardinal Newman HS	
1	Chase Hunter	G	6-4.5	200	RSr.	Atlanta, Ga.	Westlake HS	
2	Dillon Hunter	G	6-3.5	187	So.	Atlanta, Ga.	Westlake HS	
3	Jake Heidbreder	G	6-5.5	180	Jr.	Floyds Knobs, Ind.	Floyd Knobs HS/Air Force	HIDE-breeder
4	Ian Schieffelin	F	6-8	238	Jr.	Loganville, Ga.	Grayson HS	CHEF-Iynn
5	Jack Clark	F	6-10	207	Gr.	Cheltenham, Pa.	Cheltenham/NC State	
10	RJ Godfrey	F	6-8	228	So.	Suwanee, Ga.	North Gwinnett HS	
11	Joseph Girard III	G	6-2	189	Gr.	Glens Falls, N.Y.	Glens Falls HS/Syracuse	
12	Alex Hemenway	G	6-4	192	Gr.	Newburgh, Ind.	Castle HS	
13	Andrew Latiff	G	6-5	184	Sr.	Clemson, S.C.	Daniel HS	LUH-tiff
15	Asa Thomas	F	6-7	185	Fr.	Lake Forest, Ill.	Lake Forest HS	ACE-uh
20	Matt Kelly	G	6-2	175	Jr.	Charleston, S.C.	Porter-Gaud HS	
21	Chauncey Wiggins	F	6-10.5	210	So.	Grayson, Ga.	Grayson HS	
24	PJ Hall	F	6-10.5	238	Sr.	Spartanburg, S.C.	Dorman HS	
32	Daniel Nauseef	F	6-7	210	Jr.	Dayton, Ohio	Chaminade Julianne Catholic	NAW-seeF
33	Bas Leyte	F	6-10.5	225	Gr.	Bergen op Zoom, Netherlands	New Hampton HS/UNCG	BOZ, LIGHT-uh

Head Coach: Brad Brownell

Associate Head Coach: Billy Donlon

Assistant Coaches: Sean Dixon and Dick Bender

Director of Basketball Operations: Andy Assaley

Director of Strength & Conditioning: Preston Greene

Special Assistant to the Head Coach: Jeff Reynolds

Director of Recruiting: Lucas McKay

Director of Player Development: Terrell McIntyre

Sports Medicine: Brad Crowe

Video Coordinator: Aaron Stevens

Nutritionist: Michelle Sweeney

Graduate Manager: Joel Dance and AJ Morris

Undergraduate Managers: Tyler Pepicelli, Conner Pederson, Luke Ferrell, Sebastian Miller, Luke Ciprich, Hayden Johnson, Robert Liollo, Cameron White, Jameson Browne, Ryan Gormley, Farrakhan Jones-James, Will Buchert, Carter Berry



#0 JOSH BEADLE
G • 6-3.5 • 180 • RFr.
Columbia, S.C.



#1 CHASE HUNTER
G • 6-4.5 • 200 • RSr.
Atlanta, Ga.



#2 DILLON HUNTER
G • 6-3.5 • 187 • So.
Atlanta, Ga.



#3 JAKE HEIDBREDER
G • 6-5.5 • 180 • Jr.
Floyds Knobs, Ind.




#4 IAN SCHIEFFELIN
F • 6-8 • 238 • Jr.
Loganville, Ga.



#5 JACK CLARK
F • 6-10 • 207 • Gr.
Cheltenham, Pa.



#10 RJ GODFREY
F • 6-8 • 228 • So.
Suwanee, Ga.



#11 JOSEPH GIRARD III
G • 6-2 • 189 • Gr.
Glens Falls, N.Y.



#12 ALEX HEMENWAY
G • 6-4 • 192 • Gr.
Newburgh, Ind.



#13 ANDREW LATIFF
G • 6-5 • 184 • Sr.
Clemson, S.C.



#15 ASA THOMAS
F • 6-7 • 185 • Fr.
Lake Forest, Ill.



#20 MATT KELLY
G • 6-2 • 175 • Jr.
Charleston, S.C.



#21 CHAUNCEY WIGGINS
F • 6-10.5 • 210 • So.
Grayson, Ga.



#24 PJ HALL
C • 6-10.5 • 238 • Sr.
Spartanburg, S.C.



#32 DANIEL NAUSEEF
F • 6-7 • 210 • Jr.
Dayton, Ohio



#33 BAS LEYTE
F • 6-10.5 • 225 • Gr.
Bergen op Zoom, Netherlands



BRAD BROWNELL
Head Coach
14th Season



BILLY DONLON
Associate Head Coach
2nd Season




SEAN DIXON
Assistant Coach
2nd Season



DICK BENDER
Assistant Coach
12th Season*



ANDY ASSALEY
Operations
2nd Season



PRESTON GREENE
Strength and Conditioning
3rd Season*



TERRELL MCINTYRE
Player Development
7th Season



LUCAS MCKAY
Recruiting
12th Season*



BRAD CROWE
Sports Medicine
8th Season



AARON STEVENS
Video Coordinator
2nd Season



MICHELLE SWEENEY
Nutrition
3rd Season



AJ MORRIS
Graduate Manager
2nd Season



JOEL DANCE
Graduate Manager
1st Season



BEN WINTERROWD
Communications
7th Season

* — denotes multiple stints served on full-time staff for Clemson Basketball

HEAD COACH BRAD BROWNELL



(Clicking on Coach Brownell's headshot will take you to his online bio)

CAREER RECORDS

Overall Record: 431-273
 Conference Games (regular season career): 229-167
 Non-Conference Games (at Clemson): 127-48
 ACC Tournament: 7-13
 NCAA Tournament (career): 5-6
 Overtime Games (at Clemson): 14-8
 NIT (career): 4-4

CAREER RECORDS (ACC PLAY)

Overall Record (Regular Season): 128-127
 Overall Record (inc. postseason): 135-138
 ACC Tournament: 7-13

ALL-TIME WINNINGEST COACHES

1.	Brad Brownell (2010-present)	264-188
2.	Cliff Ellis (1985-94)	177-128
3.	Bill Foster (1975-84)	156-106
4.	Oliver Purnell (2003-10)	138-88
5.	Joe Davis (1932-40)	101-86

CAREER COACHING RECORDS

Season Victories: 25
 Cliff Ellis, 1986-87
 Oliver Purnell, 2006-07
 Brad Brownell, 2017-18

Home Victories
 174, Brad Brownell (174-57), 2010-24

Road Victories
 51, Brad Brownell, 2010-24

ACC Season Victories
 14, Brad Brownell, 2022-24

ACC Home Victories
 9, Brad Brownell, 2022-24

ACC Regular Season Career Victories
 128, Brad Brownell (128-127), 2010-24

Overall Wins vs. ACC Teams
 135, Brad Brownell (135-139), 2010-24

Overall Winning Percentage
 vs. ACC Teams: .493, Brad Brownell (135-139), 2010-24

Overall ACC Home Winning Percentage
 .680, Brad Brownell (87-41), 2010-24

ABOUT BRAD BROWNELL

Born November 15, 1968
Hometown Evansville, Indiana
High School Harrison High School
Degree DePauw University (1991); history
 Master's University of Indianapolis (1994); history

FAMILY

Wife Paula
Daughter Abby
Daughter Kate

COACHING EXPERIENCE

Years	School, Position
1991-92	Evansville, graduate assistant
1992-94	Indianapolis; assistant coach
1994-2002	UNC Wilmington, assistant coach
2002-06	UNC Wilmington, head coach
2006-10	Wright State, head coach
2010-pres.	Clemson, head coach

PLAYING EXPERIENCE

Years
 1988-91 DePauw University
 (Ranks seventh in school history in career assists - 332; 15th in steals - 102; 17th in free throw percentage - .782)
 1989-90 Season
 .899 free throw percentage; 132 assists, 47 steals (all top 10 single season; 2nd in FT, 10th in AST, 9th in STL)

COACHING HONORS

2003 Colonial Athletic Association Coach of the Year
 2006 Colonial Athletic Association Coach of the Year
 2008 Horizon League Coach of the Year
 2018 Sports Illustrated College Basketball Coach of the Year

COACHING TREE

Zavier Anderson (Assistant coach at Florida International)
Nick Bowman (Assistant coach at New Orleans)
Matt Bucklin (Assistant coach at James Madison)
Tee Butters (Assistant coach at Arkansas State)
Kylen Butler (Assistant coach at Eastern Illinois)
Mark Byington (Head coach at James Madison)
Austin Claunch (Assistant coach at Alabama)
Aaron Coombs (Head coach at Georgia Southwestern State)
Billy Donlon (Associate head coach at Clemson)
Jimmy Garrity (Head women's coach at Wofford)
Earl Grant (Head coach at Boston College)
Marty McGillan (Assistant coach at Longwood)
Riley McGillan (Assistant coach at Lenoir-Rhyne)
Lucas McKay (Director of recruiting at Clemson)
Rick Ray (Assistant coach at Colorado)
Richie Riley (Head coach at South Alabama)
Tanner Smith (Assistant coach at Appalachian State)
Aaron Stevens (Video coordinator at Clemson)

NBA DRAFT PICKS UNDER BROWNELL

2014 KJ McDaniels, 32nd to Philadelphia
 2017 Jaron Blossomgame, 59th to San Antonio
 2023 Hunter Tyson, 37th to Denver

BROWNELL'S YEAR-BY-YEAR HEAD COACHING RECORD

YEAR	SCHOOL	OVERALL	.PCT	CONF.	POSTSEASON
2002-03	UNC Wilmington	24-7	.744	15-3	NCAA, 1st round
2003-04	UNC Wilmington	15-15	.500	9-9	
2004-05	UNC Wilmington	19-10	.655	13-5	
2005-06	UNC Wilmington	25-8	.758	15-3	NCAA, 1st round
2006-07	Wright State	23-10	.697	13-3	NCAA, 1st round
2007-08	Wright State	21-10	.677	12-6	
2008-09	Wright State	20-13	.606	12-6	
2009-10	Wright State	20-12	.625	12-6	
2010-11	Clemson	22-12	.647	9-7	NCAA, 2nd round
2011-12	Clemson	16-15	.516	8-8	
2012-13	Clemson	13-18	.419	5-13	
2013-14	Clemson	23-13	.639	10-8	NIT, Semifinals
2014-15	Clemson	16-15	.516	8-10	
2015-16	Clemson	17-14	.548	10-8	
2016-17	Clemson	17-16	.515	6-12	NIT, 1st Round
2017-18	Clemson	25-10	.714	11-7	NCAA, Sweet 16
2018-19	Clemson	20-14	.588	9-9	NIT, 2nd Round
2019-20	Clemson	16-15	.516	9-11	No Postseason Due to COVID-19
2020-21	Clemson	16-8	.667	10-6	NCAA, 1st Round
2021-22	Clemson	17-16	.515	8-12	
2022-23	Clemson	23-11	.676	14-6	NIT, 1st Round
2023-24	Clemson	23-11	.676	11-9	

HEAD COACHING SUMMARY

at UNC Wilmington	83-40	.675	52-20
at Wright State	84-45	.651	49-21
at Clemson	264-188	.584	128-127
TOTALS	431-273	.612	229-168

NOTE: Conference record is regular season only.



NOTES

CLEMSONGRIT

Program Definition: Passion and perseverance toward a long-term goal.

Culture of Commitment: Integrity, Work Ethic, Sacrifice

» Instituted in 2016-17, the program embodies a workman-like culture and blue collar work ethic.

"Grit, passion and perseverance toward a long-term goal and that can be applied to many things. It's not just about a season. It might be a college career. It might be a professional career. It might be graduating from college. It can pertain to just about anything. You need to have tremendous passion for something in your life if you want to be successful." - Head Coach Brad Brownell

SERIES HISTORY VS. ARIZONA

• Arizona holds a 3-0 advantage in the series with Clemson, including a victory in the 1989 NCAA Tournament. Arizona has one win at home against the Tigers, one at Clemson and one at neutral site.

March 18, 1989

Arizona 94, Clemson 68

Pavilion, Boise, Idaho

• Arizona defeated Clemson in the second round of the 1989 West Regional by a 94-68 score. The Wildcats were not only a No. 1 seed in the regional, they were ranked No. 1 in the nation in the AP poll entering this game. Arizona led 44-35 at halftime, but outscored Clemson 50-33 in the second half. Clemson shot 50 percent from the field and Arizona 53.2.

• This Arizona team featured five future NBA players in Sean Elliott, Anthony Cook, Sean Rooks, Jud Buechler and Matt Othick. Those five players combined for 65 points vs. the Tigers. Elliott led the way with 25, Buechler had 15 and Cook had 14.

• The team also featured point guard Kenny Lofton, who went on to play 17 years in the MLB and was a six-time all-star. He had eight points and four assists against Clemson.

• The Tigers were led by center Elden Campbell with 24 points and guard Derrick Forrest with 21. Point guard Marion Cash had 13 points and five assists. Future NBA player Dale Davis was held to two points.

December 10, 2011

Arizona 63, Clemson 47

at Tucson, Arizona

• Clemson missed 10 of its first 11 shots and scored just 16 points in the first half. The Tigers trailed by 13 at 29-16 at halftime, but cut the margin to 49-42 with 4:27 left. Arizona closed on a 14-5 run to win by 16 points. Andre Young was the only Tiger in double figures with 17 points, while Nick Johnson led Arizona with 14 and Solomon Hill had 13 points and six assists.

• Arizona went on to a 23-12 final record and a berth in the NIT. Clemson finished 16-15 that season

December 8, 2012

#8 Arizona 66, Clemson 54

at Clemson, S.C.

• A No. 8 Arizona team made the trip across country to Clemson, S.C. and came away with a 12 point win. The game was much closer than that, in fact Clemson led by six at 44-38 with 11:28 remaining. The Wildcats went on a 28-10 run to gain the victory.

• Milton Jennings led Clemson with 15, while future NBA player KJ McDaniels had 13 and Adonis Filer added 11. Mark Lyons led Arizona with 20 points, while Nick Johnson added 13.

• Arizona went on to a 27-8 record and reached the Sweet 16 of the NCAA Tournament. Clemson finished 13-18.

CLEMSON VS. PAC-12

• Clemson will face Pac-12 member Arizona in the West Regional in Los Angeles, Calif. Clemson has a 3-11 record against the Pac 12 over the years. You only have to go back to last year to find the last victory which was over California, a 67-59 win in a regular season tournament in Destin, Fla.

• Clemson's other two wins over Pac-12 schools took place in 1988-89 over Oregon in Portland, Ore. (74-61) in the Far West Classic, and in the season opener of the 1987-88 season in Taiwan.

• Clemson defeated Oregon State in Taiwan, 69-54 thanks to five consecutive dunks by Elden Campbell to score Clemson's first 10 points.

• In terms of overall records vs. Pac 12 teams, Clemson is 0-3 vs. Arizona, 1-1 vs. California, 0-1 vs. Colorado, 1-0 vs. Oregon, 1-3 vs. Oregon State, 0-1 vs. UCLA and 0-2 vs. Washington.

CALEB LOVE VS. CLEMSON

• Arizona guard Caleb Love has played three games in his career against Clemson, all as a member of the University of North Carolina team. In those three games he has averaged 14.0 points per game, shot 13-34 from the field (.382), including 9-22 on three point shots (.409) and 7-8 from the foul line. He has a 9-10 assist/turnover ratio. North Carolina was 2-1 against Clemson in those three games.

TIGERS ADVANCE TO SWEET 16 FOR FIFTH TIME

• Clemson advanced to the Sweet 16 of the NCAA Tournament for the fifth time in its history with the victory over Baylor. Clemson reached the Elite 8 in 1980 under Bill Foster in its first NCAA Tournament appearance, then reached the Sweet 16 in 1990 under Cliff Ellis before losing on a buzzer shot against UConn, 71-70. Clemson also reached the Sweet 16 under Rick Barnes in 1997 with wins over Miami (Oh.) and Tulsa, before losing to Minnesota in double overtime.

• Clemson returned to the Sweet 16 in 2018 under Brad Brownell with wins over New Mexico State and Auburn. With the wins over New Mexico and Baylor, Brownell is the first Clemson coach to take two teams to the Sweet 16.

MEMEN'S SWEET 16 APPEARANCES SINCE 2017-18

Rk	School	Sweet 16s
1.	Gonzaga	6
2.	Houston	5
3.	Duke	4
	Michigan	4
	Purdue	4
6.	Alabama	3
	Arkansas	3
	Creighton	3
	Florida State	3
	North Carolina	3
	Tennessee	3
	Texas Tech	3
	UCLA	3
	Villanova	3
15.	Clemson	2
	Arizona	2
	Iowa State	2
	Kansas	2
	Kansas State	2
	Kentucky	2
	Loyola (Chicago)	2
	Miami (Fla.)	2
	Michigan State	2
	Oregon	2
	San Diego State	2
	Syracuse	2
	UConn	2

NO. 6 SEED HAS BEEN GOOD TO CLEMSON

• Being seeded No. 6 in a regional has been good to Clemson in its NCAA history. The Tigers are now 5-2 as a No. 6 seed with two trips to at least the Sweet 16. Clemson was a No. 6 seed in 1980 when it won three games in the tournament to reach the Elite 8 before losing to UCLA with a trip to the Final Four on the line.

• Clemson lost in the first round in 1998 as a No. 6 seed in Chicago to Western Michigan. Clemson has now beaten New Mexico and Baylor as a No. 6 seed this year.

CLEMSON HAS FIVE NCAA TOURNAMENT WINS AS LOWER SEED

• Clemson evened its overall NCAA Tournament record at 13-13 with the victory over Baylor. Clemson has won five of those games under Brad Brownell, who is now 5-3 in NCAA Tournament games at Clemson. Brownell and Bill Foster (3-1) are the only Clemson coaches with a winning record in the NCAA Tournament.

• Clemson recorded its fifth NCAA Tournament win as a lower seed than its opponent with its win over No. 3 seed Baylor on Sunday.

• Clemson recorded its first win as a lower seed in 1980 when No. 6 Clemson defeated No. 3 BYU and star guard Danny Ainge, 71-66.

• Clemson recorded its second victory as a lower seed in 1989 when the No. 9 seed Clemson defeated No. 8 seed St. Mary's, 83-70.

• Clemson gained another win as a lower seed the next year (1990) when the No. 5 Tigers defeated No. 4 seed LaSalle in the second round, 79-75.

• It would be 2018 before Clemson won as a lower seed when the No. 5 Clemson Tigers defeated the No. 4 Auburn Tigers in the second round, 84-53.

• Clemson's fifth win as a lower seed came in the most recent game when No. 6 Clemson defeated No. 3 Baylor.

• The Tigers will have a chance to gain a sixth win as a lower seed

QUICK FACTS - CLEMSON

Nickname	Tigers
Location	Clemson, S.C. 29633
Colors	Tiger Orange and Regalia
Founded	1889
Enrollment	27,341
President	Dr. James P. Clements (Maryland-Baltimore County '86)
Director of Athletics	Graham Neff (Georgia Tech '06)
Conference	Atlantic Coast Conference
Facility (Capacity)	Littlejohn Coliseum (9,000)
Year Opened	1968 (Renovated 2015-16)
Record at Facility	597-211
Record Crowd	13,863 (Jan. 9, 1980 vs. Duke)
Head Coach	Brad Brownell (DePauw '91)
Years as full-time college coach (inc. GA)	33
Winning seasons (HC & Asst. & GA)	27
Record as a head coach	431-273
Record at Clemson	264-188
First Year of Basketball	1911-12
Seasons of Basketball	112
Overall Record	1424-1368-1

when the Tigers take on No. 2 Arizona on Thursday.

CLEMSON HAS 11 WINS AWAY FROM HOME, THREE OVER AP TOP 25 TEAMS

• With the victory over Baylor, Clemson now has 11 wins away from home this year, tied for the most in Clemson history. The 1996-97 Clemson team under Rick Barnes had an 11-7 record away from home that year and recorded its 11th win away from home by winning a second round NCAA Tournament game in Kansas City.

• So far this year Clemson is 6-6 on the opponent's home court and 5-1 at neutral sites for an 11-7 record away from home. Clemson's only neutral site loss this year is against Boston College in the ACC Tournament, so the Tigers are 5-0 away from home against non-conference opponents this year.

MOST CLEMSON WINS AWAY FROM HOME IN A SEASON

Year	Away	Neutral	Total
1996-97	6-4	5-3	11-7
2023-24	6-6	5-1	11-7
2017-18	4-6	6-3	10-9
2008-09	7-4	3-2	10-6
2007-08	6-5	4-3	10-8
1989-90	6-5	4-3	10-8
1986-87	8-2	2-2	10-4
1975-76	7-4	3-1	10-5
1966-67	7-5	3-1	10-6
1938-39	6-7	4-0	10-7
2006-07	6-5	3-2	9-7
1976-77	6-2	3-2	9-4
1951-52	8-5	1-2	9-7
1935-36	9-4	0-1	9-5

CLEMSON RANKS SIXTH IN ACC IN WINS OVER LAST 7 SEASONS

• Head Coach Brad Brownell has led the Tigers to the fifth-most overall wins amongst ACC teams since 2017-18.

• The Tigers have won 72 games in the league, which ranks fifth in that same time frame.

MOST WINS SINCE 2017-18

(AS OF 3/25/24; ORDERED BY ACC WINS)

Rk	Team	2023-24	ACC	Overall	ACC
1.	Virginia	23-11	13-7	175-53	101-32
2.	Duke	26-8	15-5	184-55	96-38
3.	North Carolina	29-7	17-3	165-78	86-46
4.	Florida State	17-16	10-10	139-85	76-55
5.	Clemson	23-11	11-9	140-85	72-60
6.	Syracuse	20-12	11-9	132-95	67-65
7.	Virginia Tech	19-15	10-10	140-87	67-62
8.	NC State	24-14	9-11	137-92	64-69
9.	Miami	15-17	6-14	131-98	62-73
10.	Louisville	8-24	3-17	104-113	53-76
11.	Notre Dame	13-20	7-13	114-113	53-81
12.	Georgia Tech	14-18	7-13	102-116	51-81
13.	Wake Forest	21-14	11-9	106-112	51-83
14.	Pittsburgh	22-11	12-8	105-117	47-86
15.	Boston College	20-16	8-12	98-121	44-85

CLEMSON'S MOST SUCCESSFUL BACK-TO-BACK SEASONS IN THE ACC

• Clemson finished 11-9 in the ACC this season, tied for fifth in the league. The Tigers finished 14-6 in 2022-23 and have now gone 25-15 over the last two seasons.

• The .625 winning percentage is the highest in program history over the course of back-to-back seasons in the ACC dating back to

NOTES

1953-54.

CLEMSON'S MOST SUCCESSFUL TWO-YEAR RUNS IN ACC

Years	ACC Record	Pct.	Total Record	Pct.
2023-24	11-9	.550	25-15	.625
2022-23	14-6	.700		
1989-90	10-4	.714	17-11	.607
1988-89	7-7	.500		
1966-67	9-5	.643	17-11	.607
1965-66	8-6	.571		
2008-09	9-7	.562	19-13	.594
2007-08	10-6	.625		

CLEMSON HAS 46 WINS OVER LAST TWO YEARS

Clemson had a 23-11 record last year and stands at 23-11 so far this year. That is a 46-22 record over the last two years. The 46 wins is the most in consecutive years in the Brad Brownell Era, as Clemson had 45 wins over consecutive years in 2017-18 and 2018-19. Prior to that year you have to go back to 2007-08 and 2008-09 when Clemson had 47 wins in a two year period. The record is 49 in back-to-back years in 2006-07 and 2008-08.

Clemson has already set the school mark for ACC wins over consecutive seasons. Clemson was 14-6 in the ACC last year and 11-9 this year, giving the Tigers a 25-15 mark in the league over the last two years. The previous record for ACC wins over consecutive years was 19.

CLEMSON'S NCAA HISTORY

- This is Clemson's 14th appearance in the NCAA Tournament. The Tigers now have a 13-13 record in games played on the court, including two victories this season in Memphis over New Mexico and Baylor to advance to the Tigers' fifth Sweet 16. Clemson has advanced to the Elite Eight once (1980) and the Sweet 16 five times (1990, 1997, 2018 and 2024 in addition to 1980). Clemson's appearance in the 1990 tournament was later vacated when freshman Wayne Buckingham was ruled academically ineligible. (Had the NCAA Clearinghouse been in place at the time, it would not have been an issue.) Buckingham later graduated from Clemson. Thus the 2-1 record from 1990 is vacated and the official record is 9-11.
- This was Clemson's first NCAA appearance since 2021 when Head Coach Brad Brownell took the Tigers to the Big Dance during the COVID season of 2020-21.
- Brownell took Clemson to Clemson to Sweet 16 in 2018 and is the only coach in program history to go to two.
- In 2018, Clemson won its first two rounds against New Mexico State and Auburn to advance. The Tigers topped NMSU 79-68 in round one and then demolished Auburn 84-53 (largest victory margin by a lower seeded team in NCAA history). The Tigers fell to Kansas in the Sweet 16, 80-76.
- Gabe DeVoe put on a show in 2018, recording one of the best tournament performances by a Tiger in Clemson history.
- DeVoe scored the third-most points (75), which produced the best scoring average in Clemson NCAA Tournament history (25.0 per game).
- He scored a career-high 31 points against Kansas in the Sweet 16 - marking the most by a Tiger in his final game since Larry Nance had 34 vs. Temple in a NIT game on March 12, 1981.
- Prior to that performance, Kansas had not had an opponent score 30+ points in a game since Nov. 22, 2016 when Yante Maten of Georgia scored 30.
- In 2011, Clemson won its first round game in Dayton that year against UAB and then lost to West Virginia in Tampa. Clemson made four consecutive NCAA Tournament appearances between 2008-11, three under Oliver Purnell and one under Brownell. Clemson made three straight appearances under Rick Barnes from 1996-98.
- When Clemson was chosen for the tournament in 2008 it was the first time in 10 years Clemson had been selected.
- Brad Brownell was the first Clemson coach to take the Tigers to the NCAA Tournament in his first year when the Tigers advanced in 2011. When Brownell and the Tigers defeated UAB in 2011 it broke a five-game NCAA Tournament losing streak.
- Prior to 2018, Clemson last advanced to the final 32 of the NCAA Tournament in 1997 when Clemson reached the Sweet 16 with wins over Miami (OH) and Tulsa at a region in Kansas City. Clemson then lost to Minnesota in double overtime in a game in San Antonio in the round of 16.
- Clemson has 11 NCAA Tournament wins and eight of the 11 have taken place in the Central, Mountain or Pacific time zones. Clemson has just three wins in the Eastern time zone (Hartford in 1990 and Dayton in 2011).
- Clemson's first appearance was in 1980 and the Tigers advanced to the Elite Eight in that first appearance. Clemson defeated Utah State and BYU (and Danny Ainge) at Ogden, UT, then defeated Lamar (coached by Billy Tubbs) in Tucson, AZ before losing to UCLA (coached by Larry Brown) in the Elite Eight by 11 points. That is still the furthest Clemson has gotten in the tournament.

CLEMSON NCAA TOURNAMENT RESULTS

(13-13)

Year	Site	Seed	Opponent (Seed)	W-L	CU-Opp
1980	Ogden, Utah	6	Utah State (11)	W	76-73
	Ogden, Utah	6	BYU (3)	W	71-66
	Tucson, Ariz.	6	Lamar (10)	W	74-66
	Tucson, Ariz.	6	UCLA (8)	L	74-85
1987	Atlanta, Ga.	4	SW Missouri St. (13)	L	59-65
1989	Boise, Idaho	9	St. Mary's (8)	W	83-70
	Boise, Idaho	9	Arizona (1)	L	68-94
1990	Hartford, Conn.	5	BYU (12)	W	49-47
	Hartford, Conn.	5	LaSalle (4)	W	79-75
	East Rutherford, N.J.	5	Connecticut (1)	L	70-71
1996	Albuquerque, N.M.	9	Georgia (8)	L	74-81
1997	Kansas City	4	Miami (Oh.) (13)	W	68-56
	Kansas City	4	Tulsa (5)	W	65-69
	San Antonio	4	Minnesota (1)	L	84-90 (20T)
1998	Chicago	6	Western Michigan (11)	L	74-78
2008	Tampa, Fla.	5	Villanova (12)	L	69-75
2009	Kansas City	7	Michigan (10)	L	59-62
2010	Buffalo, N.Y.	7	Missouri (10)	L	78-86
2011	Dayton, Ohio	12	UAB (13)	W	70-52
	Tampa, Fla.	12	West Virginia (5)	L	76-84
2018	San Diego	5	New Mexico State (12)	W	79-68
	San Diego	5	Auburn (4)	W	84-53
	Omaha, Neb.	5	Kansas (1)	L	76-80
2021	Indianapolis	7	Rutgers (10)	L	56-60
2024	Memphis	6	New Mexico (11)	W	77-56
	Memphis	6	Baylor (3)	W	72-64

Note: Official record is 9-11 as the games in 1990 were vacated.

BRAD BROWNELL HAS TAKEN THREE SCHOOLS TO NCAA TOURNAMENT

- Brad Brownell has taken three different schools to the NCAA Tournament, UNC Wilmington (twice), Wright State (once) and Clemson (now four times). He has posted a 5-6 record, with four victories coming in 2018 and 2024 when Clemson made a run to the Sweet 16. He is the only coach to take Clemson four times and twice to the Sweet 16.
- He took UNC Wilmington to the tournament in 2003, his first year, and 2006, his last year. He took Wright State to the NCAA Tournament his first year. He took Clemson in 2011, his first year and now has the Tigers in the Big Dance this year, his eighth season at Clemson.
- Brownell has a 5-6 record in the NCAA Tournament, but four of the six losses have been by four points or less. In six of the nine games he has been the underdog in terms of seeding.
- In 2003, his UNC Wilmington team lost to Maryland on a buzzer shot by Drew Nicholas, 75-73 in a game in Nashville, TN. Maryland was a six seed and UNC Wilmington an 11 seed.
- In 2006, eighth seed George Washington defeated ninth seed UNC Wilmington 88-85 in overtime in a game in Greensboro, NC.
- In 2007, Wright State was a 14 seed against a third-seeded Pittsburgh and Pittsburgh came away with a 79-58 victory.
- In 2011 Clemson was the No. 12 seed against No. 13 UAB in the first round and came away with the victory, 70-52. The Tigers were the No. 12 against No. 5 West Virginia in the next game in Tampa and the Mountaineers won 84-76.
- In 2018 Clemson was the No. 5 against No. 12 New Mexico State in the first round and came away with the victory, 79-68. The Tigers were the No. 5 seed against No. 4 Auburn in the second round and demolished the Tigers 84-53.
- Clemson advanced to the Sweet 16 to play No. 1 Kansas and the Jayhawks won 80-76.
- In 2021 Clemson was the No. 7 seed against No. 10 Rutgers in the first round and fell by a four-point margin, 60-56.

BRAD BROWNELL IN THE NCAA TOURNAMENT

(5-6)

Year	School	Site	Result
2003	UNCW	Nashville, Tenn.	L, No. 6 Maryland, 75-73
2006	UNCW	Greensboro, N.C.	L, No. 8 George Washington, 88-85 (OT)
2007	Wright State	Buffalo, N.Y.	L, No. 3 Pittsburgh, 79-58
2011	Clemson	Dayton, Ohio	W, No. 13 UAB, 70-52
2011	Clemson	Tampa, Fla.	L, No. 5 West Virginia, 84-76
2018	Clemson	San Diego, Calif.	W, No. 12 NMSU, 79-68
2018	Clemson	San Diego, Calif.	W, No. 4 Auburn, 84-53
2018	Clemson	Omaha, Neb.	L, No. 1 Kansas, 80-76
2021	Clemson	Indianapolis	L, No. 10 Rutgers, 56-60
2024	Clemson	Memphis	W, No. 11 New Mexico, 77-56
2024	Clemson	Memphis	W, No. 3 Baylor, 72-64

CLEMSON'S MOST REGULAR SEASON WINS OVER NCAA TOURNAMENT TEAMS

- Clemson defeated six teams that advanced to the 2024 NCAA Tournament, including five non-conference teams. Four of the six wins came away from home.
- This is tied for the fourth-most wins over NCAA Tournament

BRAD BROWNELL VS. 2023-24 OPPONENTS

Opponent	at Clemson	Overall
Alabama	3-1	3-1
Alcorn State	0-0	1-0
Arizona	0-2	0-2
Baylor	1-0	1-0
Boise State	1-0	1-0
Boston College	13-6	13-6
Davidson	3-0	3-0
Duke	4-14	4-14
Florida State	13-17	13-17
Georgia Tech	21-9	21-9
Louisville	6-6	6-6
Memphis	0-1	0-1
Miami (Fla.)	9-11	9-11
New Mexico	1-0	1-0
North Carolina	4-14	4-16
NC State	12-10	12-11
Notre Dame	3-9	3-9
Pittsburgh	12-2	12-2
Queens	1-0	1-0
Radford	2-0	2-0
South Carolina	7-6	7-6
Syracuse	8-6	8-6
TCU	2-0	2-0
UAB	2-0	2-0
Virginia	3-17	3-17
Virginia Tech	9-12	9-12
Wake Forest	15-4	15-5
Winthrop	2-1	2-1

CLEMSON VS. 2023-24 OPPONENTS

Opponent	Overall
Alabama	8-4
Alcorn State	1-0
Arizona	0-3
Baylor	2-2
Boise State	1-0
Boston College	21-10
Davidson	26-18
Duke	33-113
Florida State	39-46
Georgia Tech	77-68
Louisville	6-9
Memphis	0-1
Miami (Fla.)	18-17
New Mexico	1-0
North Carolina	24-136
NC State	58-106
Notre Dame	3-9
Pittsburgh	12-3
Queens	1-0
Radford	5-0
South Carolina	81-92
Syracuse	10-6
TCU	4-0
UAB	2-2
Virginia	54-82
Virginia Tech	19-24
Wake Forest	67-102
Winthrop	10-2

teams in a regular season in Clemson history.

- The five wins over non-conference NCAA Tournament teams is a record for one season. The previous best was four in 2020-21. This year, Clemson defeated NCAA Tournament non-conference teams from Alabama, South Carolina, TCU, Boise State and UAB. The Alabama win was on the Crimston Tide's home court, while UAB and TCU wins were neutral sites.
- Clemson defeated No. 1 seed North Carolina on the road this year (just the second Clemson win in history in Chapel Hill).
- The first time Clemson has beaten a No. 1 seed since 1996-97 when Clemson opened the season with a win over a Kentucky team that was the defending national champion and would go on to a No. 1 seed for the 1997 tournament.
- 2020-21 (8 Wins)**
 - Alabama (2), Florida State (4), Purdue (4), North Carolina (8), Georgia Tech (9), Maryland (10), Syracuse (11), Morehead State (14)
- 1996-97 (8 Wins)**
 - Kentucky (1), Duke (2), South Carolina (2), Maryland (5, twice), Virginia (9, twice), Charleston Southern (15)
- 2017-18 (7 Wins)**
 - North Carolina (2), Ohio State (5), Miami (6), Florida (6),



NOTES

LITTLEJOHN COLISEUM

First Game: Nov. 30, 1968 (Clemson 76, Georgia Tech 72)

Games: 821

Overall Record: 606-215 (.738)

Non-Conference: 367-44 (.893) | ACC: 240-171 (.584)

Brownell Era: 158-53 (.749) | Non-Con: 78-12 (.867) | ACC: 80-39 (.672)

Total Attendance (Avg.): 6,622,860 (8,067)

Total Attendance (Avg. Minus COVID-19): 6,601,257 (8,160)

Most Wins / Season: 16 (2006-07; 2013-14)

LITTLEJOHN COLISEUM HOME RECORD

Year	Overall	Pct.	Attn.	Avg.
1968-69	4-7	.364	55,150	5,014
1969-70	6-5	.546	50,877	4,625
1970-71	8-4	.667	63,488	5,291
1971-72	6-4	.600	81,278	8,128
1972-73	9-2	.818	85,750	7,795
1973-74	9-4	.692	103,519	7,963
1974-75	11-1	.917	113,515	9,460
1975-76	8-5	.615	107,220	8,248
1976-77	13-2	.867	134,841	8,883
1977-78	10-5	.667	138,115	9,208
1978-79	13-3	.813	144,535	9,033
1979-80	15-0	1.000	130,900	8,727
1980-81	12-4	.750	145,792	9,112
1981-82	11-5	.688	139,731	8,733
1982-83	9-7	.563	131,063	8,191
1983-84	11-5	.688	129,600	8,100
1984-85	12-4	.750	130,136	8,134
1985-86	14-5	.737	144,699	7,616
1986-87	15-2	.882	142,274	7,328
1987-88	12-4	.750	117,250	7,328
1988-89	13-1	.929	114,123	8,151
1989-90	14-0	1.000	122,540	8,753
1990-91	9-7	.563	121,314	7,582
1991-92	12-4	.750	114,691	7,168
1992-93	11-5	.688	113,803	7,113
1993-94	11-4	.733	108,074	7,205
1994-95	11-5	.688	116,754	7,297
1995-96	14-2	.875	150,037	9,377
1996-97	12-3	.800	147,019	9,801
1997-98	11-3	.786	156,103	11,151
1998-99	12-3	.800	141,728	9,449
1999-00	7-9	.438	142,679	8,918
2000-01	9-7	.563	137,909	8,619
2001-02	8-8	.500	139,954	8,747
2002-03	5-4	.555	80,600	8,956
2003-04	10-6	.625	122,900	7,681
2004-05	10-5	.667	111,886	7,459
2005-06	12-4	.750	106,251	6,641
2006-07	16-4	.800	147,122	7,356
2007-08	14-2	.875	137,739	8,609
2008-09	13-3	.813	135,619	8,476
2009-10	14-2	.875	151,442	9,465
2010-11	15-2	.882	140,920	8,289
2011-12	11-5	.688	125,249	7,828
2012-13	8-7	.533	118,305	7,887
2013-14	16-3	.842	142,231	7,486
2014-15	11-6	.611	129,800	7,635
2015-16	Home games held in Greenville, S.C. due to renovation			
2016-17	11-6	.611	123,442	7,262
2017-18	15-1	.938	123,895	7,743
2018-19	14-5	.737	133,290	7,015
2019-20	11-6	.647	116,139	6,832
2020-21*	11-1	.912	21,613	1,801
2021-22	11-5	.688	106,578	6,662
2022-23	15-2	.882	110,795	6,518
2023-24	12-4	.750	123,289	7,706

* - limited capacity due to COVID-19 regulations and protocols (1,876 max capacity).

Largest Crowds

Attendance	Date	W/L	Results
13,863	1-9-1980	W	Clemson 87, Duke 82 (OT)
13,136	2-28-1990	W	Clemson 97, Duke 93
12,632	1-29-1977	W	Clemson 93, UNC 73
12,611	1-7-1987	W	Clemson 73, NC State 69
12,267	1-19-1981	L	Virginia 74, Clemson 59
12,258	1-17-1981	L	Maryland 68, Clemson 62 (OT)
12,013	2-24-1990	W	Clemson 69, UNC 61
11,909	1-11-1978	L	Duke 107, Clemson 85
11,800	1-22-1975	W	Clemson 83, Maryland 82
11,800	2-22-1975	W	Clemson 92, NC State 70
11,800	1-24-1976	L	Virginia 69, Clemson 62
11,742	1-23-1988	W	Clemson 69, S. Carolina 65

Note: The arena was named for J.C. Littlejohn, a long-time Clemson University employee, for many years the school's business manager.

Florida State 99), NC State (9), Texas Southern (16)

- **2023-24 (6 Wins)**
 - North Carolina (1), Alabama (4), South Carolina (6), TCU (9), Boise State (10), UAB (12)

- **2022-23 (6 Wins)**
 - Duke (5), Penn State (10), NC State (11, 3 times), Pittsburgh (11)

- **2009-10 (6 Wins)**
 - Maryland (4), Butler (5), Florida State (9, twice), Georgia Tech (10), Winthrop (15)

- **1997-98 (6 Wins)**
 - South Carolina (3), Maryland (4), Florida State (12, twice), Iona (12), South Carolina State (15)

- **1989-90 (6 Wins)**
 - Duke (3), Georgia Tech (4), Virginia (7, twice), North Carolina (8), Providence (9)

- **1988-89 (6 Wins)**
 - North Carolina (2), Duke (2), Georgia Tech (6), South Carolina (12), Middle Tennessee State (13)

- **1986-87 (6 Wins)**
 - Virginia (6, twice), Georgia Tech (7, twice), NC State (11, twice)

CLEMSON'S SIX WINS IN FEBRUARY ARE MOST SINCE 1990

- Clemson finished the month of February with a 6-2 record, the most wins in the month since the Tigers went 8-0 in 1990.
- The Tigers have won six or more games in the month of February just eight times since joining the ACC in 1953-54.
- The six wins are tied for the fourth-most in program history in the month of February, but the .750 win percentage is tied for third-best.

CLEMSON'S MOST WINS IN FEBRUARY (ACC ERA)

Year	February Record	Pct.	Final Record	Pct.
1990	8-0	1.000	24-8	.750
1967	7-1	.875	17-8	.680
1966	7-3	.700	15-10	.600
2024	6-2	.750	---	---
1987	6-2	.750	25-6	.806
1977	6-2	.750	22-6	.786
1980	6-3	.667	23-9	.719

CLEMSON WINS AT SYRACUSE IN JOSEPH GIRARD III'S RETURN

- Clemson won its second road game of the week on Feb. 10 when it defeated Syracuse 77-68.
- Joseph Girard III continued his strong week with a game-high 18-points in his return to the JMA Wireless Dome.
- Girard also secured his 2,000th career point in the process, hitting it on the head with his final free throw of the game to help seal the Tiger victory.
- It marked just the fourth time in program history that Clemson had won consecutive road ACC contests within a week of each other.

CLEMSON'S ACC WINS ROAD WINS WITHIN ONE WEEK OF EACH OTHER

Date	Opponent	AP (CU/Opp)	Final Score
2-10-24	Syracuse	--	77-68
2-6-24	North Carolina	NR/3	80-76
1-7-23	Pittsburgh	--	75-74
1-4-23	Virginia Tech	--	68-65
2-14-87	Virginia	12/NR	94-90 (OT)
2-11-87	NC State	12/NR	78-75
1-21-76	Maryland	NR/2	82-77
1-17-76	Wake Forest	NR/5	86-81

CLEMSON BASKETBALL WINS FOR SECOND TIME EVER IN CHAPEL HILL

- Clemson never trailed in an 80-76 win over No. 3 North Carolina on Feb. 6, 2024.
- The win was the program's second-ever win on the road against the Tar Heels and also the highest ranked opponent Clemson has beaten on the opponents home court since Jan. 21, 1976. An 82-77 win at No. 2 Maryland.
- The win was Clemson's first over a Top 3 team since Jan. 14, 2020 when Clemson defeated No. 3 Duke in Clemson 79-72.
- The Tigers were led by PJ Hall who finished with 25 points, nine rebounds and three assists. Hall finished with four 3-pointers. Joseph Girard III totaled 21 points and connecting on five

TIGERS IN THE NBA

Randy Mahaffey, F	1968-69
Kentucky Colonels	1968-69
New York Nets	1969-70
Carolina Cougars	1970-71

Skip Wise, G	1975-76
San Antonio Spurs	1975-76

Tree Rollins, C	1978-88
Atlanta Hawks	1978-88
Cleveland Cavaliers	1989-90
Detroit Pistons	1990-91
Houston Rockets	1991-93
Orlando Magic	1993-95

Larry Nance, F	1982-88
Phoenix Suns	1982-88
Cleveland Cavaliers	1988-94

Horace Grant, F	1988-94
Chicago Bulls	1988-94
Orlando Magic	1994-99, 2001-03
Seattle Supersonics	1999-2000
Los Angeles Lakers	2000-01, 2003-04

Devin Gray, F	1996-97
San Antonio Spurs, Sacramento Kings	1996-97
Houston Rockets	1999-2000

Elden Campbell, C	1990-99
Los Angeles Lakers	1990-99
Charlotte/New Orleans Hornets	1999-2002
Seattle Supersonics	2002-03
Detroit Pistons	2003-05

Dale Davis, F	1991-2000, 2004-05
Indiana Pacers	1991-2000, 2004-05
Portland Trailblazers	2000-04
Golden State Warriors	2004-05
Detroit Pistons	2005-07

Chris Whitney, G	1993-95
San Antonio Spurs	1993-95
Washington Wizards	1995-2002, 2003-04
Denver Nuggets	2002-03
Orlando Magic	2002-03

Sharone Wright, C	1994-95
Philadelphia 76ers	1994-95
Toronto Raptors	1995-98

Greg Buckner, G	1999-2002, 2006-07
Dallas Mavericks	1999-2002, 2006-07
Philadelphia 76ers	2002-04
Denver Nuggets	2004-06
Minnesota Timberwolves	2007-08
Memphis Grizzlies	2008-09

Harold Jamison, F	1999-2000
Miami Heat	1999-2000
Los Angeles Clippers	2001-02

Will Solomon, G	2001-02
Memphis Grizzlies	2001-02
Toronto Raptors, Sacramento Kings	2008-09

Trevor Booker, F	2010-14
Washington Wizards	2010-14
Utah Jazz	2014-16
Brooklyn Nets	2016-18
Indiana Pacers	2018

K.J. McDaniels, G	2014-15
Philadelphia 76ers	2014-15
Houston Rockets	2015-17
Brooklyn Nets	2017
Toronto Raptors	2017

Jaron Blossomgame, F	2018-19
Cleveland Cavaliers	2018-19

Donte Grantham, F	2018-19
Oklahoma City Thunder	2018-19

Hunter Tyson, F	2023-24
Denver Nuggets	2023-24

NOTES

1,000 POINT SCORERS

CLEMSON TIGER BASKETBALL 1,000-POINT CLUB

Rk	Name	Years	GP	Avg	Pts
1.	Elden Campbell*	1986-90	123	15.3	1880
2.	Terrell McIntyre*	1995-99	126	14.6	1839
3.	Butch Zatezalo*	1967-70	75	23.5	1761
4.	Greg Buckner*	1994-98	122	14.4	1754
5.	Jaron Blossomgame	2013-17	128	13.5	1733
6.	Trevor Booker*	2006-10	134	12.9	1725
7.	Horace Grant*	1983-87	122	13.9	1696
8.	K.C. Rivers*	2005-09	134	12.6	1684
9.	PJ Hall	2020-pres.	118	14.2	1671
10.	Dale Davis*	1987-91	121	13.6	1650
11.	Bill Yarborough*	1952-57	85	18.3	1553
12.	Vincent Hamilton*	1980-85	116	13.2	1530
13.	Marquise Reed	2016-19	99	15.0	1484
14.	Cliff Hammonds*	2004-08	134	10.9	1465
15.	Tree Rollins*	1973-77	110	13.3	1463
16.	Will Solomon	1998-01	94	15.2	1431
17.	Stan Rome	1974-78	109	12.5	1365
	Demontez Stitt	2007-11	126	10.8	1365
19.	Vince Yockel*	1955-58	74	18.2	1350
20.	Larry Nance*	1977-81	117	11.5	1341
21.	Devin Gray	1991-95	94	14.1	1322
22.	Jim Brennan*	1961-64	76	17.3	1317
23.	Sharone Wright*	1991-94	92	14.2	1308
24.	Vernon Hamilton	2003-07	127	9.7	1238
25.	Harold Jamison	1995-99	129	9.5	1231
26.	Jim Sutherland*	1964-67	71	17.3	1230
27.	Edward Scott*	1999-03	112	10.9	1226
28.	Andre Young	2008-12	129	9.5	1223
29.	Chase Hunter	2019-pres.	131	9.0	1198
30.	Shawan Robinson	2002-06	120	9.8	1177
31.	Randy Mahaffey*	1964-67	73	16.0	1171
32.	Sharrod Ford	2001-05	118	9.8	1154
	Devin Booker	2009-13	128	9.0	1154
34.	Hunter Tyson	2018-23	140	8.1	1132
35.	Choppyp Patterson*	1959-63	76	14.8	1131
36.	Jerry Pryor	1985-89	123	9.1	1124
37.	Aamir Simms	2017-21	122	9.2	1122
38.	Donte Grantham	2014-18	114	9.6	1100
39.	Shelton Mitchell	2016-19	94	11.6	1084
40.	Billy Williams*	1977-80	85	12.7	1078
41.	Johnny Snee	1948-52	82	13.1	1077
42.	Colon Abraham	1874-78	106	10.0	1061
43.	K.J. McDaniels	2011-14	94	11.0	1035
44.	Richie Mahaffey	1966-70	75	13.6	1019
45.	Derrick Johnson	1975-79	111	9.1	1014
46.	Fred Gilliam	1979-83	115	8.8	1010

Note: Names in bold played for Head Coach Brad Brownell; * - signifies Clemson Hall of Fame

3-pointers. He added six boards and three assists.

• Ian Schieffelin totaled his sixth double-double of the season and seventh of his career with a 14-point, 11-rebound performance. The ACC's Most Improved Player candidate finished 5-of-7 from the field. Chase Hunter added a team-high five assists to go with seven points.

• Clemson jumped out to a 17-4 advantage in the opening stanza and pushed the lead to a game-high 16 points near the end of the first half at 41-25. Leading by nine at the break, Clemson held North Carolina at bay for most of the night, but the Tar Heels made a run.

• With 8:57 remaining in the game, the Tar Heels engineered a 16-7 run to tie the game at 70-70 with a little over four minutes left. • Clemson responded with a 7-0 run themselves to seemingly put the game out of reach. A last-second three by RJ Davis close the seven-point deficit to just four and Clemson prevailed 80-76.

• The Tigers finished with 14 assists and just five turnovers in the game.

• The Tigers' first-ever win in Chapel Hill came on January 11, 2020 in a 79-76 overtime victory.

• The victory snapped a 37-game losing streak against ranked UNC teams in Chapel Hill.

• The win was just Clemson's second in program history on the road against a Top 3 opponent in the AP Poll. The last time was an 82-77 win at Maryland on Jan. 21, 1976.

CLEMSON'S WINS OVER TOP 3 TEAMS IN AP POLL

Date	Opponent	AP	Final Score
2-6-24	at North Carolina	3	80-76
1-14-20	Duke	3	79-72
2-18-01	North Carolina	1	75-65
11-15-96	vs. Kentucky	3	79-71 (OT)
2-17-94	North Carolina	2	77-69
2-1-89	North Carolina	3	85-82
1-9-80	Duke	1	87-82 (OT)
1-27-79	North Carolina	2	66-61
1-21-76	at Maryland	2	82-77
1-22-75	Maryland	3	83-82

CLEMSON COMMITTED JUST FIVE TURNOVERS AT UNC

• Clemson committed just five turnovers against North Carolina in the Tigers' 80-76 win on Feb. 6.

• The five turnovers are tied for the third-fewest by an opponent in Smith Center history.

• Virginia committed four on 2-25-23 and Wisconsin had four on 11-30-11.

• Clemson was the fourth team in Smith Center history to commit just five in a game.

CLEMSON CLAIMS DOUBLE-DIGIT WIN AT FLORIDA STATE

• Clemson won just the 10th game in 36 tries all-time at Florida State on Jan. 20.

• The Tigers topped the Seminoles 78-67 for an 11-point victory margin in the Donald L. Tucker Center.

• It marked the first double-digit road win at Florida State since a 78-49 thrashing on Feb. 15, 1998.

• Both games are the only two double-digit wins on the road in Tallahassee in program history.

• The Tigers have now won 6-of-the-last-8 games against the Seminoles in the all-time series dating back to 2020.

GAMES IN WHICH TWO PLAYERS GARNER 20-POINT, 15-REBOUND PERFORMANCES

• PJ Hall and Ian Schieffelin did something that hasn't been done at Clemson since at least the 1996-97 season.

• Hall posted 31 points and 17 rebounds, while Schieffelin added 20 points and 15 rebounds in a loss to Georgia Tech.

• It marked the first time a pair of teammates for Clemson have garnered at least 20 points and 15 rebounds in a game and just the third time in Division I that it has occurred since the 1996-97 season, per Stats Perform.

GAMES TWO TEAMMATES HAVE HAD 20-POINT, 15-REBOUND PERFORMANCES (DIVISION I SINCE 1996-97)

Date	Player, Team	Opponent	Pts.	Reb.
1-16-24	PJ Hall, Clemson	Georgia Tech	31	17
	Ian Schieffelin, Clemson		20	15
12-19-09	Damion Jones, Texas	North Carolina	25	15
	Dexter Pittman, Texas		23	15
3-20-05	Sean May, UNC	Iowa State	24	17
	Marvin Williams, UNC		20	15

TIGERS SET RECORD FOR HAVING MORE ASSISTS THAN TURNOVERS

• Clemson's streak of 19 consecutive games with more assists than turnovers is the longest for a Clemson in history and ended in game #20 against Louisville (13/13). The previous best for a Tiger team was the 1982-83 season when then Head Coach Bill Foster's Tigers had a streak of 13 consecutive games. That streak took place from the Jan. 24, 1983 Georgia Tech game through the March 5, 1983 Illinois-Chicago game.

• There has been just one other streak of seven games over the last 40 years and that came in 1983-84 when Clemson had a seven-game streak. The Tigers led the nation in assists per game that year with 20.39.

• Clemson has 312 assists and 210 turnovers so far this season for a 1.49 ratio. That is ahead of the Clemson single season record of 1.48 set during the 1980-81 season. Clemson is averaging 15.6 assists per game, the most on a per game basis since the 1989-90 Clemson team averaged 17.2 per contest.

GAMES CLEMSON HAS POSTED TWO 25+ POINT SCORERS

• Clemson's PJ Hall (26) and Joseph Girard III (26) each posted over 25 points in the Tigers' 89-78 win over Boston College (1/13).

• It was the first time since Jan. 28, 2023 that two players for Clemson have had 25 or more points in a game. Hunter Tyson (27) and Chase Hunter (26).

• Since 1996-97 it has only happened three times in program history, per Stats Perform.

GAMES CLEMSON HAS HAD TWO 25+ POINT SCORERS (SINCE 1996-97)

Date	Opponent	Player	Points
1-13-24	Boston College	PJ Hall	26
		Joseph Girard III	26
1-28-23	at Florida State	Hunter Tyson	27
		Chase Hunter	26
2-13-02	Wake Forest	Edward Scott	30
		Tony Stockman	30

GAMES A PLAYER HAS POSTED AT LEAST 15 POINTS, 10 REBOUNDS, 4 STEALS AND BLOCKS IN A GAME

• Clemson's Ian Schieffelin is the first Tiger to post a stat line of at least 15 points, 10 rebounds, four steals and four blocks in a single game dating back to the 1996-97 season.

CLEMSON BIRTHDAYS

February 7	Chauncey Wiggins
February 14	Jack Clark
February 16	Asa Thomas
February 21	PJ Hall
March 1	Ian Schieffelin
	Andrew Latiff
March 4	Josh Beadle
March 5	Jake Heidbreder
April 4	Bas Leyte
April 8	Chase Hunter
April 16	Dillon Hunter
June 10	RJ Godfrey
June 17	Alex Hemenway
August 1	Matt Kelly
September 29	Daniel Nauseef
November 15	Brad Brownell
November 27	Joseph Girard III

• Furthermore, he is just the 10th player in the ACC to do so in that same time span, per Stats Perform.

• The last Tiger player that had at least 16 points, 11 rebounds, four steals and four blocks in a game was Sharone Wright who had 21 points, 13 rebounds, four steals and six blocks on 12-30-92 against Mercer.

GAMES A PLAYER HAS TOTALED AT LEAST 15 POINTS, 10 REBOUNDS, 4 STEALS AND 4 BLOCKS IN A GAME (SINCE 1996-97, ACC PLAYERS)

Date	Name, School	Opponent	Pts	Reb	Stl	Blk
1-6-24	Ian Schieffelin, Clemson	North Carolina	16	11	5	4
11-19-17	Ben Lammers, GT	Boston College	19	13	4	8
3-17-17	Jayson Tatum, Duke	Troy	18	12	4	4
2-3-15	Rakeem Christmas, SU	Virginia Tech	15	12	4	5
12-21-13	J.P. Tokoto, UNC	Davidson	22	11	5	4
11-14-10	Chris Singleton, FSU	UNCG	22	11	10	4
12-6-08	Alade Aminu, GT	Vanderbilt	16	11	4	4
2-4-06	Shelden Williams, Duke	FSU	27	13	4	4
11-22-02	Travis Watson, UVA	LIU	26	13	4	4
3-4-01	Shane Battier, Duke	UNC	25	11	4	5

CLEMSON HELD RADFORD TO JUST 13 TOTAL REBOUNDS

• In Clemson's victory over Radford, the Tigers held the Highlanders to just 13 total rebounds and outrebounded them overall by 32 (45-13).

• The +32 rebounding was tied for the fourth-best in a single game in program history.

• The 13 rebounds allowed were the lowest by the program since Dec. 29, 2007 when the Tigers allowed 11 to Samford in a 78-45 win.

• Note that the date was exactly 16 years ago to the day and it was a 30-point victory that also moved a Clemson team to 11-1 before the New Year.

CLEMSON TEAM GAME BEST REBOUND MARGIN

No.	CU-Opp	Site-Opponent	Date
+43	71-28	H-West Virginia Tech	12-16-1980
+39	65-26	H-Georgia	1-3-1963
+34	64-30	H-Duke	2-15-1975
+32	45-13	H-Radford	12-29-2023
+32	54-22	H-Wake Forest	1-6-1986

OPPONENTS WITH 13 REBOUNDS OR LESS IN A GAME (LAST 45 SEASONS)

Date	Site-Opponent	Off. Reb.	Total Reb
12-29-23	H-Radford		2-13
12-29-07	H-Samford		2-11
12-19-81	N-Mississippi State		N/A-12

OFFENSIVE ONSLAUGHT VS. QUEENS

• Clemson turned it up more than it has in a long time offensively in a 109-79 win over Queens (12/22/23).

• Clemson tied a school record with 69 first half points. The Tigers previously had 69 in the first half against Boston College on 12-28-76.

• It was the third-highest scoring half in Clemson history. The record is 72.

• Clemson's 109 points was the most in the Brownell Era and the most in a game since 118 in a triple OT win vs. Wake Forest on 2-13-02. It was the most in regulation since 120 at Charleston Southern on 12/1/93.

• In the first half, Clemson shot 71.1 percent – a new high mark in the Brownell Era.

CLEMSON GOT OFF TO BEST START SINCE 2008-09

• Clemson won its first nine games before a loss at Memphis, its



NOTES

best start under Brad Brownell and its best start since beginning 16-0 in 2008-09. Clemson had such a strong start and had played just four of the nine games at home. The Tigers were 4-0 at home, 2-0 on the opponent's home court and 3-0 at neutral sites, including the Dec. 9 win over TCU in Toronto during that stretch.

- This marked the 12th start of 9-0 or better in Clemson history, but just the fourth time Clemson has done it by playing just four games or fewer at home. Clemson won its first nine games in 2008-09 and did it by going 4-0 at home, 2-0 on the road and 3-0 at neutral site, the exact same W-L line as this year.
- Clemson went 17-0 to start 2006-07 and had a 4-0 mark at home, 3-0 on the road and 2-0 at neutral site in this first nine games. Back in 1934-35 the Tigers started 9-0 and six of the nine wins were on the road. That Clemson team finished 15-3.

CLEMSON'S BEST STARTS TO A SEASON

Year	Start	Final Record
1986-87	17-0	25-6, NCAA First Round
2006-07	17-0	25-11, NIT Championship Game
2008-09	16-0	23-9, NCAA First Round
1985-86	11-0	19-15, NIT Quarterfinals
1995-96	11-0	18-11, NCAA First Round
1994-95	10-0	15-13, NIT First Round
2007-08	10-0	24-10, NCAA First Round
1934-35	9-0	15-3, No Postseason
1978-79	9-0	19-10, NIT Second Round
1992-93	9-0	17-13, NIT Second Round
2002-03	9-0	15-13, No Postseason
2023-24	9-0	---

CLEMSON WINS OUTSIDE THE UNITED STATES AGAINST TCU

- Clemson played its first ever game in Canada and beat TCU, 74-66, on December 9 in Toronto. It was Clemson's first regular season game outside the U.S. since November 21, 2018 when the Tigers played the third of three games against Creighton in the championship game of a tournament in the Cayman Islands.
- Overall, Clemson is now 20-9 in games outside the United States. The first took place in the season opener of the 1987-88 season when the Tigers defeated Oregon State, 69-54 in Taiwan. Clemson played just one official game on that trip, but also had two exhibition games against foreign teams.
- Brad Brownell has a 7-3 record in games played outside the United States. He also has taken two Clemson teams to the Virgin Islands.

CLEMSON REGULAR SEASON GAMES OUTSIDE UNITED STATES (20-9)

Date	Opponent	Site	W-L	Score
12-9-23	TCU	Toronto, Canada	W	74-66
11-21-18	Creighton	Cayman Islands	L	82-87
11-20-18	Georgia	Cayman Islands	W	64-49
11-19-18	Akron	Cayman Islands	W	72-69
11-24-14	LSU	Virgin Islands	W	64-61
11-22-14	Nevada	Virgin Islands	W	59-50
11-21-14	Gardner-Webb	Virgin Islands	L	70-72
11-22-10	Seton Hall	Virgin Islands	W	64-58 (OT)
11-21-10	Old Dominion	Virgin Islands	L	60-61
11-19-10	Long Beach State	Virgin Islands	W	69-55
12-22-07	Ole Miss	Puerto Rico	L	82-85
12-21-07	DePaul	Puerto Rico	W	90-74
12-20-07	Puerto Rico-Mayaguez	Puerto Rico	W	90-73
12-21-05	Akron	Puerto Rico	W	66-69
12-20-05	Holy Cross	Puerto Rico	W	71-48
12-19-05	Puerto Rico-Mayaguez	Puerto Rico	W	101-60
11-20-01	Miami (Fla.)	Virgin Islands	L	65-67
11-19-01	La Salle	Virgin Islands	W	81-69
11-17-01	Morris Brown	Virgin Islands	W	70-57
12-22-00	Washington	Puerto Rico	L	76-77 (OT)
12-21-00	Cincinnati	Puerto Rico	L	80-88
12-20-00	Florida Atlantic	Puerto Rico	W	94-81
12-1-96	Minnesota	Puerto Rico	L	65-75
11-30-96	Missouri	Puerto Rico	W	47-45
11-29-96	Delaware	Puerto Rico	W	78-71
11-28-89	Alabama	Puerto Rico	L	48-57
11-26-89	Stetson	Puerto Rico	W	74-61
11-24-89	American-PR	Puerto Rico	W	87-73
11-27-87	Oregon State	Taiwan	W	69-54

SCHIEFFELIN PULLS IN 17 REBOUNDS AT PITTSBURGH - MOST BY A TIGER IN ALMOST 16 YEARS

- Clemson forward Ian Schieffelin had 17 rebounds in Clemson's victory at Pittsburgh on December 3, 2023, the most by a Clemson player under Brad Brownell and the most in any game since Trevor Booker had 17 at East Carolina on December 5, 2007.
- Schieffelin had a 14-rebound effort at Alabama the previous game on November 28. Those two individual efforts were big reasons Clemson won at Alabama and Pittsburgh and allowed the

Tigers to stay even on the boards at Alabama and +7 at Pittsburgh. Alabama and Pittsburgh were both among the top 25 teams in the nation in rebounding with margins of at least +10 rebounds per game entering those contests.

- Schieffelin's 31 rebounds over a two-game period were the most by a Tiger since the 1998-99 season. Tom Wideman had 17 rebounds in an NIT quarterfinal game against Butler on March 18, 1999, then had 15 against Xavier in the NIT semifinals in Madison Square Garden on March 23, 1999.

TIGERS POST CONSECUTIVE ROAD WINS

- Clemson posted consecutive road victories, 85-77 at Alabama (Nov. 28) and 79-70 at Pittsburgh (Dec. 3) in the ACC opener. This marks the first time since November 29-December 2, 2006 that Clemson has recorded road wins over Power 6 Conference schools by at least eight points in the same week.
- The last time it happened the Tigers won at Miami (Fla.) on November 29, 2006 by a 90-68 score, then defeated South Carolina in Columbia on December 2, 2006 by a 74-53 count.
- Last year on Jan 4-7, Clemson defeated Virginia Tech (68-65) and Pittsburgh (75-74) in consecutive road games, but obviously those game were much closer.

SNAPPING STREAKS

- The win over Alabama snapped its 19-game home winning streak and also its 18-game non-conference opponent home winning streak.
- The Tigers improved to 6-0 with the victory --the program's best start since beginning the 2008-09 season 16-0.

CLEMSON'S SECOND NON-CONFERENCE TOP-25 ROAD WIN IN PROGRAM HISTORY

- Clemson's win over No. 23 Alabama (11/28) was the program's second non-conference ranked true road win in program history.
- The Tigers overcame a 53-46 deficit in the second half, thanks to a 13-0 run and beat the Crimson Tide 85-77 to win its first-ever game in the ACC/SEC Challenge.
- Head Coach Brad Brownell has both of Clemson's victories on the road against Top-25 non-conference opponents.

CLEMSON'S RANKED NON-CON TRUE ROAD VICTORIES

Date	Location	AP (CU/Opp)	W/L	Score
11-28-23	Tuscaloosa, Ala.	NR/23	W	85-77
12-21-16	Columbia, S.C.	NR/22	W	62-60

REGULAR SEASON TOURNAMENTS UNDER BROWNELL

- Since the 2010-11 season, Clemson is 21-16 in regular season tournaments, including wins over UAB and Davidson in this year's 2023 Asheville Championship.
- PJ Hall was named Tournament MVP of the Asheville Championship.
- Clemson defeated Mississippi State and Purdue in the 2020 Space Coast Challenge to clinch the tournament championship.

CLEMSON REGULAR SEASON TOURNAMENT CHAMPIONSHIPS

- The Tigers have won 29 regular season championships in history.
- The 2023 Asheville Championship marks the second won by Head Coach Brad Brownell at Clemson.

CLEMSON REGULAR SEASON TOURNAMENT CHAMPIONSHIPS

Year	Tournament	Site	Victories
2023-24	Asheville Champ.	Asheville, N.C.	UAB, Davidson
2020-21	Space Coast	Melbourne, Fla.	Miss. St., Purdue
2008-09	Charleston Classic	Charleston, S.C.	Hofstra, TCU, Temple
2006-07	Cox Comm. Classic	Norfolk, Va.	A-State, Monmouth
2005-06	San Juan Shootout	San Juan, P.R.	PR-Mayaguez, Holy Cross, Akron
1990-91	FIU Invite	Miami, Fla.	Coppin St., Fla. Atlantic
1986-87	Hawaii Pacific Inv.	Honolulu, Hawaii	Fordham, Hawaii, Pacific
1986-87	TCBY Invite	Little Rock, Ark.	Delaware St., UALR
1986-87	IPTAY Invite	Clemson, S.C.	Georgia St., Boston U.
1985-86	IPTAY Invite	Clemson, S.C.	ETSU, South Fla.
1984-85	Music City Invite	Nashville, Tenn.	UMass, Vandy
1984-85	IPTAY Invite	Clemson, S.C.	Campbell, South Fla.
1983-84	IPTAY Invite	Clemson, S.C.	Marquette, Furman
1981-82	IPTAY Invite	Clemson, S.C.	Bowling Green, Stetson
1980-81	Rainbow Classic	Honolulu, Hawaii	La. Tech, Indiana, Hawaii
1980-81	IPTAY Invite	Clemson, S.C.	Cornell, Fairfield
1979-80	IPTAY Invite	Clemson, S.C.	Siena, MTSU
1978-79	Sun Bowl	El Paso, Texas	UTEP, Texas Tech
1978-79	IPTAY Invite	Clemson, S.C.	Brown, Kent State
1977-78	Charleston Invite	Charleston, S.C.	Catholic, Canisius
1977-78	IPTAY Invite	Clemson, S.C.	TCU, Rhode Island
1976-77	IPTAY Invite	Clemson, S.C.	Yale, Florida State
1975-76	Charlotte Invite	Charlotte, N.C.	BC, Davidson
1973-74	Poinsettia Classic	Greenville, S.C.	Delaware, Furman

1973-74	IPTAY Invitational	Clemson, S.C.	Auburn, St. John's
1971-72	Poinsettia Classic	Greenville, S.C.	Holy Cross, Auburn
1966-67	Poinsettia Classic	Greenville, S.C.	LSU, Furman
1965-66	Poinsettia Classic	Greenville, S.C.	Ole Miss, Manhattan
1955-56	Gator Bowl	Jacksonville, Fla.	LSU, South Carolina

LARGEST COMEBACK VICTORIES IN PROGRAM HISTORY

- Clemson was down 23-5 in the 2023 Asheville Championship game to Davidson, before engineering an 18-2 run to get back into the game.
- From that point, 23-5, the Tigers outscored the Wildcats by 21 to win 68-65.
- It tied for the fifth-largest comeback in program history and the second largest under Head Coach Brad Brownell.
- The Tigers overcame a 19-point deficit to NC State (31-12) to win 60-50 on Jan. 25, 2011.

CLEMSON'S LARGEST COMEBACK VICTORIES IN PROGRAM HISTORY

(RANKED LARGEST TO SMALLEST)

Date	Opponent	Deficit	Final Score
3-2-08	at Maryland	20 (59-39)	73-70
12-9-78	The Citadel	20 (26-6)	71-58
1-25-11	NC State	19 (31-12)	60-50
3-17-90	vs. La Salle	19 (41-22)	79-75
11-12-23	Davidson	18 (23-5)	68-65
12-30-01	Coastal Carolina	18 (37-19)	81-68

GAMES WITH AT LEAST 40.0 PERCENT 3-POINT SHOOTING

- Below is yearly rundown of games Clemson has shot at least 40 percent on three-point shots, total games played and Clemson's record when shooting at least 40 percent on threes.

GAMES WITH 40.0 PERCENT 3-POINT SHOOTING

Year	40% Games-Total Games	W-L
1986-87	18-31	16-2
1987-88	8-29	4-4
1988-89	10-30	8-2
1989-90	10-35	8-2
1990-91	8-28	4-4
1991-92	14-28	7-7
1992-93	10-30	8-2
1993-94	13-34	10-3
1994-95	11-28	7-4
1995-96	8-29	5-3
1996-97	6-33	6-0
1997-98	11-32	8-3
1998-99	9-35	4-5
1999-00	11-30	4-7
2000-01	7-31	2-5
2001-02	9-30	5-4
2002-03	9-28	6-3
2003-04	6-28	4-2
2004-05	7-32	5-2
2005-06	7-32	6-1
2006-07	11-36	8-3
2007-08	12-34	10-2
2008-09	11-32	9-2
2009-10	13-34	12-1
		166-73

BROWNELL ERA

2010-11	10-34	6-4
2011-12	12-31	8-4
2012-13	9-31	9-0
2013-14	6-36	4-2
2014-15	3-31	3-0
2015-16	8-31	5-3
2016-17	10-33	7-3
2017-18	12-35	12-0
2018-19	8-34	6-2
2019-20	5-31	5-0
2020-21	9-24	6-3
2021-22	15-33	11-4
2022-23	12-33	11-1
2023-24	11-30	11-0
		104-26

TOTAL

270-99 (732)

- Clemson is 104-26 under Brownell when the Tigers make at least 40.0 percent on 3-point shots.

CLEMSON HAS OVERCOME HALFTIME DEFICIT 25 TIMES SINCE 2019-20

- Clemson overcame its first halftime deficit of the year and managed to come back and win the game over UAB (11/10).
- The Tigers trailed by three at the break and by a game-high

NOTES

nine points with 7:01 remaining before a 14-0 run put the Tigers in position to win. Clemson would close it out 77-76 on late free throws by Chase Hunter.

- In as many games, the Tigers overcome a second halftime deficit in the championship game against Davidson of the 2023 Asheville Championship.
- Clemson trailed Davidson 23-5, but used an 18-2 run to close the gap and outscored the Wildcats by 21 points the rest of the way to win by three.
- The Tigers trailed the Gamecocks by seven (30-23) for its third halftime deficit overcome to win this season.
- It was the largest halftime deficit overcome by Clemson in series history against South Carolina to win. The previous high was five (25-20) and won 55-52 on Feb. 1, 1992.
- Clemson overcame its first halftime deficit in ACC play with a 69-62 win over Pittsburgh on Feb. 24. The Tigers trailed by four at halftime.

OVERCOMING HALFTIME DEFICITS (2019-20 to Present)

Date	Site	Half	Opponent	Half Margin	Final
2-27-24	H	27-31	Pittsburgh	-4	69-62
12-6-23	H	23-30	South Carolina	-7	72-67
11-12-23	N	23-28	Davidson	-5	68-65
11-10-23	N	39-42	UAB	-3	77-76
1-28-23	A	33-34	Florida State	-1	82-81
1-21-23	H	26-33	Virginia Tech	-5	26-31
1-14-23	H	30-34	Duke	-4	72-64
1-7-23	A	38-40	Pittsburgh	-2	75-74
1-4-23	A	29-32	Virginia Tech	-3	68-65
12-2-22	H	26-33	Wake Forest	-7	77-57
11-29-22	H	29-35	Penn State	-6	101-94 (20T)
3-5-22	H	30-33	Virginia Tech	-3	63-59
3-2-22	H	27-33	Georgia Tech	-6	68-65
11-9-21	H	24-32	Presbyterian	-8	64-53
2-12-21	H	26-30	Georgia Tech	-4	74-72
1-27-21	H	21-22	Louisville	-1	54-50
1-5-21	H	32-39	NC State	-7	74-70 (OT)
1-2-21	A	32-34	Miami (Fla.)	-2	66-65
12-29-20	H	29-34	Florida State	-5	77-67
3-11-20	N	21-23	Miami (Fla.)	-2	69-64
2-29-20	H	32-39	Florida State	-7	70-69
1-28-20	H	33-35	Syracuse	-2	71-70
1-21-20	H	31-37	Wake Forest	-6	71-68
1-11-20	A	29-39	North Carolina	-10	79-76 (OT)
11-24-19	N	23-25	TCU	-2	62-60 (OT)

OVERCOMING HALFTIME DEFICITS AND WIN BY 20 OR MORE

Date	Site	Half	Opponent	Half Margin	Final
12-2-22	H	26-33	Wake Forest	-7	77-57
11-19-15	H	31-33	Texas Southern	-2	76-56
2-7-98	H	28-29	Wake Forest	-1	71-46
2-5-83	H	32-35	Baptist	-3	81-60
2-3-77	H	32-33	Cleveland State	-1	77-55

ADDED EXPERIENCE

- This year's club will benefit from four transfers who have played a combined 393 college basketball games over 14 seasons of experience. The transfers have a combined 3,978 points, 1,469 rebounds and 754 assists. Clemson added Joseph Girard III (Syracuse), Jack Clark (NC State), Jake Heibredner (Air Force) and Bas Leyte (UNCG) through the transfer portal.
- Girard III totaled a then-season-high 17 points in the title game of the 2023 Asheville Championship against Davidson (11/12).
- Girard also collected a team-high five assists in the contest. He poured in a season-high 23 points in a win over Boise State (11/19).
- Girard now has 310 threes in his career, just the 12th player in ACC history to do so. He is 10th on the list.
- Heibredner is redshirting the 2023-24 season.

CLEMSON SIGNS THREE FOR 2024-25; CLASS RANKS 20TH NATIONALLY

- Head Coach Brad Brownell and his staff added **Dallas Thomas** (Little Rock, Ark./Parkview Magnet), **Del Jones** (Largo, Md./AZ Compass Prep) and **Ace Buckner** (Cleveland, Ohio/La Lumiere School) to the Clemson University men's basketball program on Nov. 8. All three signed letters of intent to play for the Tigers beginning in 2024-25.
- The Clemson recruiting class ranks 20th nationally, according to 247Sports, and is fourth in the Atlantic Coast Conference. Thomas and Jones join PJ Hall (Spartanburg, S.C./Dorman) in the 247Sports' top five rated Clemson recruits of all time.
- "I'm excited about the addition of Dallas, Del and Ace to our basketball family. These are three talented players who help solidify our backcourt and perimeter positions. Their athletic group whose versatility should allow them to play multiple positions and blend well with our team."
- Thomas is a 6-9, 180-pound four-star forward who ranks as the

No. 67 overall prospect and second in Arkansas in the 2024 class. He is the No. 24 small forward in the class, according to On3. As a junior, Thomas nearly averaged a double-double with 16.5 points and 9.4 rebounds along with 2.3 assists and 2.1 blocks. He was named to the SBLive Arkansas All-State Second Team.

- "Dallas is a highly skilled forward with tremendous length that allows him to score at all three levels. I love his size and versatility, which will give me the opportunity to utilize him in a variety of ways in our system. Dallas has a great feel for the game and high IQ, having the benefit of being raised by a father who was a good Division I college player and was coached in high school by Arkansas legend Scottie Thurman."
- Thomas chose Clemson over Arkansas, LSU, Memphis and Missouri.
- Jones is a 6-2, 180-pound four-star point guard and ranks as the No. 66 overall player and No. 14 point guard according to ESPN. He ranks No. 90 overall and No. 7 point guard in the 2024 class, according to 247Sports.

- "Del is a superfast combo guard that has played against a lot of great competition in both high school and on the EYBL circuit. Offensively, he excels in the open court by attacking the paint and creating offense for himself and others. He is an explosive athlete whose competitiveness and toughness impressed our staff. We certainly feel like he has the ability to impact the game on both ends of the floor while at Clemson."
- He played for Team Durant on the EYBL Circuit and averaged 10.8 points, 4.5 assists and 3.5 rebounds per game.
- Jones chose Clemson over Arizona State, Oregon, Seton Hall and West Virginia.
- Buckner is a 6-2, 175-pound combo guard who ranks as a three-star, according to On3. Buckner is the son of former Littlejohn Legend Greg Buckner who played for the Tigers from 1994-98.
- Averaged 8.8 points per game with All Ohio Red on the EYBL Circuit. Buckner boasted nearly a 2:1 assist/turnover ratio through 24 games on the circuit. He exploded for a 29-point performance at Peach Jam in July.
- "Ace is another combo guard who is comfortable playing with or without the basketball in his hands. He's an excellent on-ball defender who, with strength, will excel at that end of the floor. Offensively, he can make threes off the bounce or catch and has a quick first step which helps him play in the paint. As a legacy, he has always had a dream to play at Clemson and we couldn't be more excited about the opportunity to add a player of his caliber."

SEASON OPENING DOMINANCE

- With a win Winthrop on Nov. 6, 2023, Clemson has won 38-out-of-39 games (38-1) to open a season, which dates back to the 1985-86 season.
- Head coach Brad Brownell is 13-1 in season openers at Clemson.

CLEMSON CONSISTENTLY EXCEEDING PRESEASON EXPECTATIONS

- The Tigers were picked to finished fifth in the ACC this season, as voted on by selected media members.
- Fifth is the highest the Tigers have been picked in the preseason media poll since the 2008-09 season. Clemson was also picked fifth that season.
- Last season, picked 11th in the preseason poll, the Tigers finished with a 14-6 mark, the most conference wins in program history, the Tigers finished eight spots ahead of their projected finish.
- Clemson has exceeded the preseason poll projection 10 times in Head Coach Brad Brownell's 13 full seasons leading the program.
- With a 10-6 record in 2020-21, Clemson finished the season in a tie for fifth place in the ACC standings entering games. The Tigers were picked 10th in the preseason vote by the Atlantic Coast Conference Media – a five-place improvement over the preseason prediction.
- Brad Brownell's team had the second-best standing relative to its preseason prediction. Only Virginia Tech was better, standing eight spots ahead of its preseason prediction. Virginia Tech was 11th in the preseason media poll and finished in third.
- Brownell's teams have finished equal to or better than its preseason prediction by the ACC media in nine-of-his-previous 12 years. That includes a 10-place improvement in 2017-18 when the Tigers were picked 13th in the preseason and finished third.
- That is the all-time record improvement in ACC history from the preseason to the postseason. That team also reached the Sweet 16 of the NCAA Tournament and Brownell was named the National College Coach of the Year by Sports Illustrated.

CLEMSON ACC STANDING RELATIVE TO PRESEASON RANKING UNDER HEAD COACH BRAD BROWNELL

Year	Preseason	Final Record	Rank	+/-
2023-24	5th	11-9	5th	E
2022-23	11th	14-6	3rd	+8

2021-22	11th	8-12	10th	+1
2020-21	10th	10-6	5th	+5
2019-20	11th	9-11	8th	+3
2018-19	6th	9-9	9th	-3
2017-18	13th	11-7	3rd	+10
2016-17	11th	6-12	12th	-1
2015-16	12th	10-8	7th	+5
2014-15	11th	8-10	9th	+2
2013-14	14th	10-8	6th	+8
2012-13	8th	5-13	11th	-3
2011-12	7th	8-8	7th	E
2010-11	7th	9-7	4th	+3

BOLD signifies years that Clemson finished at least even with preseason rank.

-- IT'S ALL IN THE FAMILY --

CURRENT BROTHERS AND/OR TWINS PLAYING ON THE SAME TEAM

- Chase and Dillon Hunter playing together for the second season in a row.
- The Hunters are one of 25 sets of brothers nationwide to play on the same team.
- The Hunters join Trevor and Devin Booker, George and John Coakley, Horace and Harvey Grant, Eddie and George Krajack and Donnie, Richie, Randy and Tom Mahaffey and Jack and Daniel Nauseef.
- The list below is ordered alphabetically by school.

Taran and Tre Armstrong, California Baptist
 Ryan and Robby Beasley, San Francisco
 Isaac and Paul Bruns, South Dakota
 Eliyas and Jaiden Delaire, San Diego
 Caleb and Josh Furst, Purdue
 Guillermo Diaz and Jorge Diaz Graham, Pitt (twins)
 Ashton and Jayden Hardaway, Memphis

Chase and Dillon Hunter, Clemson
 Isaac and K.J. Hymes, Nevada
 Precious and Promise Idiaru, Kansas City (twins)
 Milos and Veljko Ilic, Loyola-Maryland (twins)
 Tai and Terrell Strickland, LIU
 Amhad and Armon Jarrard, IUPUI
 Braden and Shae Korpela, Washington State (twins)
 Keyshaun and Kobe Langley, UNCG (twins)
 Marcus and Myles Rigsby, Troy
 Payton and Pryce Sandfort, Iowa
 Caleb and Isaiah Shaw, Baylor
 Jason and Greg Spurgin, Bowling Green
 D.J. Wagner and Kareem Watkins, Kentucky
 Kareem and Kaseem Watson, CSU Bakersfield (twins)
 Jarron and Jariyon Wilkens, Southern (twins)
 Jared and Peyton Frey, Stony Brook
 Carter and Hayden Welling, UC Irvine
 Lamar and Shamar Wright, SIUE (twins)

IT'S IN THE CLEMSON FAMILY

- While current Special Assistant to the Head Coach, Jeff Reynolds, was an assistant at UNCG in 1995, he recruited the Tigers' second all-time leading scorer and current Director of Player Development Terrell McIntyre. Needless to say, Reynolds is happy to finally be working with McIntyre.
- Current undergraduate manager Conner Pederson is the son of former basketball manager and current Coastal Carolina women's basketball Head Coach Kevin Pederson.
- Conner is in his senior year and fourth working with the men's program. His sister, Clary, works with the women's program.
- Conner's mom, Adair, was as student worker in the sports information office for longtime SID and current basketball radio analyst Tim Bourret. Adair's father, Gary Clary, worked as a student in sports information for legendary SID Bob Bradley.

-- MISCELLANEOUS RECORDS --

*LITTLEJOHN COLISEUM

- The Tigers are 88-24 (.786) dating back to the beginning of the 2017-18 season on their home floor.
- Since the inception of the newly renovated Littlejohn Coliseum (2016-17 season), the Tigers are 99-30 overall (.767 percent).
- In non-conference regular season games, the Tigers are 45-3 during that span (.938 percent).
- In total non-conference games, including home NIT games, the Tigers are 46-6 (.885 percent).

CLEMSON SEASON BREAKDOWN BY UNIFORM

- In 2017-18 the Tigers debuted three new jerseys to their arsenal, including a new version of its home white and road orange uniform.



NOTES

- They also debuted purple, anthracite and throwback jerseys.
- Clemson wore its 2017-18 home whites the most last season, wearing them for 19-out-of-their-32 regular season games.
- With the exception of one home game in which Clemson wore 1990's throwback home white uniform against Pittsburgh, the Tigers wore its 17-18 home whites on the road in a 14-point win at Ohio State. The Buckeyes wore all red that night.
- They also wore white during their two-point triumphant comeback win over then No. 22-ranked Florida on Dec. 16 in the Orange Bowl Classic.
- 18 of the Tigers' 25 wins in 2017-18 came while wearing their home whites.

CLEMSON'S RECORD BY UNIFORM (17/18-pres.)

Uniform	Times Worn	Wins	Losses
Home White	115	93	22
Road Orange	73	32	41
Home Orange	1	1	0
90's Throwback Home White	16	6	10
Home Purple	1	1	0
Purple	10	4	6
Anthracite	5	1	4

-- CLEMSON TIGERS IN THE NBA --

HUNTER TYSON DRAFTED 37TH OVERALL BY DENVER NUGGETS

- Tyson was selected 37th overall by the Oklahoma City Thunder in the second round of the 2023 NBA Draft on June 22. The pick was made by the Denver Nuggets as part of a previously agreed upon trade.
- Tyson was selected the highest in the NBA Draft by a Tigers since K.J. McDaniels was picked 32nd by the Philadelphia 76ers in 2014. He was the first Tiger selected since Jaron Blossomgame in the 2017 NBA Draft (59th overall).
- Tyson earned his first career All-ACC honor last season and was named to the All-ACC First Team for his performance in 2022-23. Tyson put together a career year this past season season.
- He averaged a team-best 15.3 points and 9.6 rebounds per game while shooting 47.9 percent from the floor, 40.5 percent from three and 83.8 percent at the free throw line. In league play, he was even better. He averaged 16.4 points and 9.9 rebounds while shooting 50.5 percent and 84.3 percent at the charity stripe.
- He was named the 2023 ACC Skip Prosser Scholar-Athlete of the Year for his work on the court and in the classroom.
- Tyson became the 44th player in Clemson history to amass 1,000 career points and has since moved into the top 40 all time. He was named to the 2023 Naismith Hall of Fame Karl Malone Award Top 10 and the 2023 USBWA Oscar Robertson Trophy Award Midseason Watch List.
- He collected 16 double-doubles which tied him for eighth all-time in Clemson history for a single season with Sharone Wright (1992-93). It is the most in a season since Wright posted 18 in 1993-94.
- Tyson ranked 11th in the nation in double-doubles and is second in the ACC. He's first in defensive rebounding per game (8.26) and second nationally. His 325 rebounds are fourth in the league and 18th nationally.
- The Monroe, N.C. native became just the 17th player in Clemson history to eclipse 1,000 points and 600 rebounds in a career. In Clemson's win over the Wolfpack (Feb. 25), Tyson became the all-time games played leader in Clemson history (136).

TYSON SHOWS OUT IN 2023 NBA SUMMER LEAGUE

- Tyson was named to the NBA 2K24 All-Summer League First Team after an outstanding showing in Las Vegas.
- Tyson averaged 20.8 points and 6.0 rebounds, while shooting 54.1 percent from the field and 50.0 percent from three.
- Here are Tyson's five games presented statistically:

- 7/7 vs Milwaukee: 27 minutes, 21 points, 5 rebounds, 1 assist, 1 steal, 1 block, 7/13 FG, 3/7 3P, 4/5 FT
- 7/9 vs Atlanta: 24 minutes, 16 points, 3 rebounds, 3 assists, 1 block, 5/10 FG, 2/4 3P, 4/5 FT
- 7/12 vs Utah: 31 minutes, 19 points, 12 rebounds, 2 assists, 1 steal, 5/12 FG, 3/9 3P, 6/6 FT
- 7/14 vs Miami: 27 minutes, 31 points, 4 rebounds, 2 assists, 11/13 FG, 7/9 3P, 2/2 FT, +43
- 7/15 vs New York: 36 minutes, 17 points, 6 rebounds, 1 assist, 2 steals, 1 block, 5/13 FG, 3/7 3P, 4/5 FT

HUNTER TYSON MAKES NBA DEBUT

- Hunter Tyson made his NBA debut against the Oklahoma City Thunder on Oct. 29, 2023. Tyson played three minutes and grabbed one rebound.
- Tyson scored his first career NBA points at the Minnesota Timberwolves on November 1. He played a season-high four minutes and finished 1-for-2 from the field with his first basket

coming on a dunk. He also added a rebound.

PARKER FOX - MILWAUKEE BUCKS FRONT OFFICE

- Parker Fox (2018-22) spent three seasons as a walk-on for the Tiger basketball team before earning a scholarship his senior season in 2021-22.
- Fox graduated from Clemson and immediately began work as a Basketball Operations intern in the Milwaukee Bucks front office.

GREG BUCKNER - ASSOCIATE HEAD COACH, CLEVELAND CAVALIERS

- Greg Buckner (1994-98) has served on an NBA coaching staff since 2017. He started as an assistant for the Memphis Grizzlies from 2017-19 and has been with the Cleveland Cavaliers since 2020.
- Buckner was promoted from assistant to associate head coach prior to the 2022 season and currently serves in that role.
- Buckner enjoyed a long playing career in the NBA: Dallas Mavericks (1999-02, 2006-07), Philadelphia 76ers (2002-04), Denver Nuggets (2004-06), Minnesota Timberwolves (2007-08) and Memphis Grizzlies (2008-09).

-- NO. 1 GUARD CHASE HUNTER --

GREAT COMEBACK BY CHASE HUNTER

- Chase Hunter had a frustrating game in the ACC Tournament against Boston College as he was 0-10 from the field and scored just two points. But the senior was bound and determined to have an impact in this NCAA Tournament and he responded with 21 points on 8-for-16 field goal shooting and added six assists to lead Clemson in both categories.
- It was the eighth time in his career he has scored at least 20 points in a game, the second time this year. It was his most points in a game since the 2022-23 season when he scored a career high 26 at Florida State. Friday marked the third time in his career he had at least 20 points and six assists in the same game.
- He followed that up with another 20-point performance in a win over Baylor. It's the second time that he has netted consecutive 20-point games in his career (2021-22).

HUNTER AMASSES 1,000 CAREER POINTS

- Chase Hunter became the 46th player in Clemson history to amass 1,000 career points against Louisville (1/30).

HUNTER SETS CAREER-HIGH ASSIST MARK IN 2022-23

- Ian Schieffelin totaled 11 assists against Syracuse (2/22/23). That set a new career-best for Hunter.
- The 11 assists tied for the most by an individual player during the Brad Brownell Era (since 2010).

CLEMSON PLAYERS WITH AT LEAST 11 ASSISTS IN A GAME SINCE 2010

Date	Player	Opponent	Assists
2-22-23	Chase Hunter	Syracuse	11
2-6-21	Clyde Trapp	Syracuse	11
1-28-18	Marcquise Reed	Georgia Tech	11

-- NO. 4 FORWARD IAN SCHIEFFELIN --

IAN SCHIEFFELIN IS THE ACC'S MOST IMPROVED PLAYER

- Ian Schieffelin is the only player in the ACC averaging at least 9.5 points, 9.5 rebounds and 2.0 assists per game this season. There are only 12 other players in America averaging that right now.
- Schieffelin has significant raises in his points per game (+4.3), rebounds per game (+5.4), field goal percentage (+6.2%), 3-point percentage (+16.7%) and free throw percentage (+5.9%).
- He is third in the ACC in rebounding per game (9.5) and 31st nationally. He is third in offensive rebounding and 72nd nationally (2.82 per game). He is second in defensive rebounding and 34th nationally (6.65 per game).
- He has totaled 10 double-doubles this season, good for fifth-most in the ACC.
- The Tigers are +118 when Ian Schieffelin is on the court this season.

QUOTABLES

"The kid Schieffelin is maybe as improved as anybody in this whole league ... especially the rebounding numbers. He's the ultimate glue guy." -- Pittsburgh Head Coach Jeff Capel

"I think this guy might be the most improved player in the ACC. Averaging nearly a double-double and the only player to average [9.5 points, 9.5 rebounds and 2.0 assists] this stat line." -- ESPN's Rece Davis

IAN SCHIEFFELIN DOUBLE-DOUBLES

Date	Opponent	Points	Rebounds
3-22-24	New Mexico	16	12

3-5-24	Syracuse	16	16
3-2-24	at Notre Dame	10	14
2-27-24	Pittsburgh	15	12
2-6-24	North Carolina	14	11
1-16-24	Georgia Tech	20	15
1-6-24	North Carolina	16	11
1-3-24	at Miami (Fla.)	11	11
12-16-23	at Memphis	11	11
12-6-23	South Carolina	12	12
11-7-22	The Citadel	20	14

IAN SCHIEFFELIN DOUBLE-DIGIT REBOUNDING GAMES

Date	Opponent	O-Reb	Reb
3-22-24	New Mexico	4	12
3-5-24	Syracuse	5	16
3-2-24	at Notre Dame	2	12
2-27-24	Pittsburgh	2	12
2-24-24	Florida State	2	11
2-14-24	Miami (Fla.)	2	11
2-6-24	North Carolina	3	11
1-27-24	Duke	2	11
1-16-24	Georgia Tech	8	15
1-6-24	North Carolina	4	11
1-3-24	at Miami (Fla.)	4	11
12-29-23	Radford	4	13
12-16-23	at Memphis	2	11
12-6-23	South Carolina	3	12
12-3-23	at Pittsburgh	7	17
11-28-23	at Alabama	3	14
11-7-22	The Citadel	9	14
2-10-22	Duke	1	10

GAMES A PLAYER HAS TOTALED AT LEAST

16 POINTS, 11 REBOUNDS, 5 STEALS AND 4 BLOCKS IN A GAME

Date	Name, School	Opponent	Pts	Reb	Stl	Blk
1-6-24	Ian Schieffelin, Clemson	North Carolina	16	11	5	4
2-23-22	Norchad Omeir, Ark St.	Coast. Carolina	23	15	5	5
12-29-18	Moses Greenwood, SE La. UL	UL Lafayette	18	11	5	5
12-21-13	J.P. Tokoto, UNC	Davidson	22	11	5	4
2-9-11	Ken Horton, CCSU	Bryant	23	11	6	6
11-20-10	Aaric Murray, La Salle	Morgan State	20	11	5	9
11-16-10	Draymond Green, MSU	South Carolina	18	12	6	4
11-14-10	Chris Singleton, FSU	UNC Greensboro	22	11	10	4

- Clemson forward Ian Schieffelin produced his fifth career double-double in a monster game against North Carolina (1/6). He posted 16 points and 11 rebounds, in addition to five steals and four blocks. He was the first player in the country to accomplish that feat this season and just the eighth since 2010 to do so.
- Ian Schieffelin secured his fourth career double-double at Miami (Fla.) (1/3) and the third of his current campaign with 11 points and 11 rebounds.
- He posted his third career double-double and second of the season at Memphis (12/16). He had 11 points and 11 rebounds.
- He posted his second career double-double in a 72-67 win over South Carolina on Dec. 6, 2023. He had 12 points and 12 rebounds.
- He had 17 rebounds in Clemson's victory at Pittsburgh on December 3, 2023, the most by a Clemson player under Brad Brownell and the most in any game since Trevor Booker had 17 at East Carolina on December 5, 2007.
- Schieffelin had a 14-rebound effort at Alabama the previous game on November 28. Those two individual efforts were big reasons Clemson won at Alabama and Pittsburgh and allowed the Tigers to stay even on the boards at Alabama and +7 at Pittsburgh. Alabama and Pittsburgh were both among the top 25 teams in the nation in rebounding with margins of at least +10 rebounds per game entering those contests.
- Schieffelin's 31 rebounds over a two-game period were the most by a Tiger since the 1998-99 season. Tom Wideman had 17 rebounds in an NIT quarterfinal game against Butler on March 18, 1999, then had 15 against Xavier in the NIT semifinals in Madison Square Garden on March 23, 1999.
- Ian Schieffelin tied his career high with 14 rebounds in an 85-77 win at Alabama (11/28). He's the 12th Clemson player since 2010-11 to post at least 14 rebounds in a game and just the fifth to do it in a true road game.

SCHIEFFELIN IN 2022-23

- Schieffelin demolished his previous career high with a 20 point performance on 9-of-13 shooting from the floor in the season opener against The Citadel in 2022 (11/6/22)
- The nine made field goals also served as a career high.
- Schieffelin had a monster night on the boards, tallying a career-best 14 rebounds. He secured a career-best nine on the offensive glass.
- The nine offensive rebounds were the most for a Tiger since James Mays had 10 at Maryland on Jan. 13, 2007.
- It was the most by a Tiger in Littlejohn since Sharrod Ford had 10

NOTES

vs. Georgia Tech on Feb. 28, 2004.

-- NO. 11 GUARD JOSEPH GIRARD III --

JOSEPH GIRARD III SHINES IN RETURN TO SYRACUSE

- Joseph Girard III made his return to Syracuse on Feb. 10 as a member of the visiting team.
- Girard finished 5-for-6 from the floor and 4-of-5 from three, in addition to a perfect 4-for-4 at the free throw line.
- He finished with a game-high 18 points in the 77-68 win and eclipsed exactly 2,000 points.
- Girard was no stranger to the visiting locker room at the JMA Wireless Dome. He's been in it only twice in his lifetime, but as a high school football player. Both times he won a New York State Championship in football, his teams used the visiting locker room.
- Girard spent four seasons playing at Syracuse for Head Coach Jim Boheim before transferring to Clemson prior to the 2023-24 season.
- Girard played 125 games for Syracuse and made 123 starts – scoring 1,652 points.

GIRARD III ECLIPSES 2,000 POINTS

- Joseph Girard III reached exactly 2,000 career points with an 18-point performance at Syracuse on Feb. 10. Of his 2,000, he's scored 501 as a Clemson Tiger. In four years at Syracuse Girard scored 1,652.
- He became the 17th player in college basketball since 2019-20 to amass 2,000 career points.

GIRARD III ON PACE FOR RARE CAREER STATISTICAL MARK

- Joseph Girard III has amassed 2,000 points, 400 rebounds, 500 assists, 375 3-pointers. He is just the fourth player since at least the 1992-93 season to achieve this feat.
- He is the lone ACC player on the list.
- Since appearing in his first game as a freshman at Syracuse, Girard III is the second player since 2019-20 to accumulate 2,000 points, 400 rebounds, 500 assists and 375 threes in a career (Max Abmas, Texas).
- With a 23-point performance in an 85-68 win over Boise State, Joseph Girard III went over 1,700 points for his career.
- Girard notched his 300th career 3-pointer in a win over Davidson (11/12) in the 2023 Asheville Championship.

LIST OF ACC PLAYERS WITH 300 OR MORE CAREER 3-POINTERS

Player, School	Years	3FG
1. JJ Redick, Duke	2003-06	457
2. Curtis Staples, Virginia	1995-98	413
3. Joseph Girard III, Clemson/Syracuse	2020-Pres.	396
4. Dennis Scott, Georgia Tech	1988-90	351
5. Trajan Langdon, Duke	1995-99	342
6. Scott Wood, NC State	2010-13	334
7. Randolph Childress, Wake Forest	1991, 93-95	329
8. Rodney Monroe, NC State	1988-91	322
9. Justin Gray, Wake Forest	2003-06	319
10. Jay Williams, Duke	2000-02	313
11. Buddy Boheim, Syracuse	2019-22	309
12. Tony Atkins, Georgia Tech	1999-02	301

ACC CAREER FREE THROW PERCENTAGE

(minimum two years played, 200 free throws or 2.5 made/game)				
Player, School	Years	FT	FTA	Pct.
1. JJ Redick, Duke	2003-06	662	726	.912
2. Jack McClinton, Miami (Fla.)	2007-09	332	369	.900
3. Scott Wood, NC State	2010-13	233	263	.886
Joseph Girard III, Clemson/Syracuse	2020-24	403	455	.886
5. Malcolm Brogdon, Virginia	2013-16	422	482	.876
6. Charlie Davis, Wake Forest	1969-71	578	662	.873
7. Roger Mason, Virginia	2000-02	318	366	.869
8. Luke Kennard, Duke	2016-17	248	286	.867
9. Trajan Langdon, Duke	1995, 96-99	386	448	.862
10. Jon Scheyer, Duke	2007-10	608	706	.861
11. Marquise Reed, Clemson	2017-19	366	426	.859

ACC SINGLE SEASON FREE THROW PERCENTAGE

Player, School	Year	Class	Pct.
1. JJ Redick, Duke	2004	So.	.953
2. Joseph Girard III, Clemson	2024	Gr.	.950
3. JJ Redick, Duke	2005	Jr.	.938
4. JJ Redick, Duke	2003	Fr.	.919
Jack McClinton, Miami	2008	Jr.	.919
6. Shawn Robinson, Clemson	2006	Sr.	.913
7. Shammond Williams, UNC	1998	Sr.	.911
8. Steve Vasturia, Notre Dame	2017	Sr.	.910
9. Greg Manning, Maryland	1980	Jr.	.908
10. Marquise Reed, Clemson	2017	Jr.	.906

NCAA SINGLE SEASON FREE THROW PERCENTAGE

Player, School	Year	FT	FTA	Pct.
1. Blake Aheam, Missouri State	2004	117	120	.975
2. Derek Raivio, Gonzaga	2007	148	154	.961
3. Craig Collins, Penn State	1985	94	98	.959
4. Phil Forte III, Oklahoma State	2017	76	88	.955
5. JJ Redick, Duke	2004	143	150	.953
6. Steve Drabyn, Belmont	2003	78	82	.951
Donald Sims, Appalachian State	2010	175	184	.951
8. Rod Foster, UCLA	1982	95	100	.950
Joseph Girard III, Clemson	2024	109	114	.950

FREE THROW PERCENTAGE – SINGLE SEASON IN CLEMSON HISTORY

Rk	Name	Year	Pct.
1.	Joseph Girard III	2023-24	.950
2.	Shawn Robinson	2005-06	.913
3.	Marquise Reed	2016-17	.906
4.	Gary Burnisky	1963-64	.898
5.	Jim Sutherland	1966-67	.897

THREE-POINT FIELD GOAL PERCENTAGE LEADERS IN CLEMSON HISTORY (Min. 50 Attempts)

Rk	Name	Yrs	Years	FGM	FGA	Pct.
1.	Michael Tait	2	1985-87	70	136	.515
2.	Marc Campbell	4	1980-84	37	73	.507
3.	Anthony Jenkins	4	1982-87	91	199	.457
4.	Michael Brown	1	1986-87	34	76	.447
5.	Alex Hemenway	4	2019-Pres.	124	289	.429
6.	Joseph Girard III	1	2023-24	99	239	.414
7.	Chris Whitney	2	1991-93	167	404	.413
8.	Terrence Oglesby	2	2007-09	177	448	.395
9.	Avry Holmes	2	2015-17	119	306	.389
10.	Bruce Martin	4	1991-95	129	336	.384
11.	K.C. Rivers	4	2005-09	281	729	.385

THREE-POINT FIELD GOALS MADE – SINGLE SEASON IN CLEMSON HISTORY

Rk	Name	Year	GP	Att	Made
1.	Terrell McIntyre	1998-99	35	246	99
Joseph Girard III	2023-24	34	239	99	
3.	Will Solomon	2000-01	30	252	95
4.	Will Solomon	1999-00	30	248	93
5.	Terrence Oglesby	2008-09	32	237	92
6.	K.C. Rivers	2006-07	36	223	88
7.	Chris Whitney	1992-93	30	213	87
8.	Gabe DeVoe	2017-18	35	217	86
9.	Terrence Oglesby	2007-08	34	211	85
10.	Chris Whitney	1991-92	28	191	80
Tony Stockman	2001-02	27	220	80	
K.C. Rivers	2007-08	34	199	80	
Andre Young	2010-11	34	202	80	

THREE-POINT FIELD GOALS PER GAME – SINGLE SEASON IN CLEMSON HISTORY

Rk	Name	Year	Made	GP	3Pt/G
1.	Will Solomon	2000-01	95	30	3.16
2.	Will Solomon	1999-00	93	30	3.10
3.	Joseph Girard III	2023-24	99	34	2.91
4.	Chris Whitney	1992-93	87	30	2.90
5.	Terrence Oglesby	2008-09	92	32	2.88

-- NO. 24 CENTER PJ HALL --

CLEMSON ALL-CONFERENCE CENTERS

Year	Player
2023-24	PJ Hall
1993-94	Sharone Wright
1988-90	Elden Campbell
1986-87	Horace Grant
1975-77	Tree Rollins
1938-40	Banks McFadden

HALL'S CAREER DOUBLE-DOUBLES

- PJ Hall has totaled seven double-doubles this year. Hall has 14 in his career.

PJ HALL DOUBLE-DOUBLES

Date	Opponent	Points	Rebounds
2-27-24	Pittsburgh	12	10
2-10-24	at Syracuse	15	10
1-27-24	Duke	19	10
1-16-24	Georgia Tech	31	17
1-13-24	Boston College	26	11
12-3-23	at Pittsburgh	22	11
11-24-23	Alcorn State	29	10

3-10-23	Virginia	13	10
1-28-23	Florida State	17	10
1-7-23	at Pittsburgh	12	10
12-21-22	at Georgia Tech	25	10
1-25-22	at Duke	14	10
1-18-22	at Syracuse	19	11
12-11-21	vs. Drake	22	13

CLEMSON'S 30-POINT, 15-REBOUND PERFORMANCES

- PJ Hall scored a career-high 31 points and grabbed a career-best 17 rebounds in Clemson's 93-90 double-overtime loss to Georgia Tech (1/16).
- It was just the fifth such game by a Tiger in the last 60 years. Hunter Tyson last accomplished the feat against NC State on 12/30/22 with 31 points and 15 rebounds.

CLEMSON'S 30-POINT, 15-REBOUND PERFORMANCES

Date	Player	Opponent	Pts.	Reb.
1-16-24	PJ Hall	H-Georgia Tech	31	17
12-30-22	Hunter Tyson	H-NC State	31	15
2-18-87	Horace Grant	H-Wake Forest	33	20
11-28-86	Horace Grant	H-Georgia State	30	15
12-7-64	Randy Mahaffey	H-The Citadel	31	16

CONSECUTIVE 20-POINT GAMES TO OPEN A SEASON

- PJ Hall scored 20 points in a season-opening win over Winthrop on Nov. 6 and then followed it up with a 27-point performance in a 77-76 win over UAB in the first round of the 2023 Asheville Championship.
- Hall became the first player since 1999-00 to accomplish the feat, which was done by Will Solomon. Before that, it had been since 1986-87 when the Tigers' lone ACC Player of the Year, Horace Grant, netted 20+ in games against Georgia State and Boston University.
- In total, Clemson has had six players accomplish this with just one that has advanced the streak past two games.
- The record is held by Bill Yarborough during the 1954-55 season. He scored 20+ points in the first 16 games of the season from Dec. 1 to Feb. 5.

CONSECUTIVE 20-POINT GAMES TO OPEN THE SEASON

Year	Player	Date	Opponent	Points
2023-24	PJ Hall	11-10-23	UAB	27
		11-6-23	Winthrop	20
1999-00	Will Solomon	11-21-99	Wofford	27
		11-19-99	ETSU	21
1986-87	Horace Grant	11-29-86	Boston U.	27
		11-28-86	Georgia State	30
1970-71	Dave Thomas	12-5-70	Mercer	20
		12-3-70	Furman	20
1963-64	Jim Brennan	12-5-63	Georgia	25
		12-3-63	North Carolina	24
1954-55	Bill Yarborough	2-5-55	NC State	28
		2-4-55	Wake Forest	24
		2-1-55	Presbyterian	29
		1-29-55	Furman	20
		1-18-55	South Carolina	46
		1-15-55	North Carolina	26
		1-11-55	Duke	25
		1-8-55	Maryland	33
		1-4-55	Tennessee Tech	23
		1-3-55	Tennessee	20
		12-17-54	Virginia	40
		12-14-54	NC State	30
		12-7-54	Georgia	33
		12-4-54	North Carolina	25
		12-3-54	Duke	21
		12-1-54	Presbyterian	34

CLEMSON PLAYERS WITH AT LEAST 28 POINTS ON THE ROAD SINCE 2010

Date	Player	Opponent	Points
2-18-23	PJ Hall	Louisville	28
2-15-22	PJ Hall	Florida State	28
2-21-18	Marquise Reed	Virginia Tech	28
2-20-16	Jaron Blossomgame	NC State	33
2-11-14	KJ McDaniels	Notre Dame	30

CLEMSON PLAYERS WITH AT LEAST 28 POINTS IN ANY GAME SINCE 2010

Date	Player	Opponent	Points
11-24-23	PJ Hall	Alcorn State	29
2-18-23	PJ Hall	at Louisville	28
2-15-22	PJ Hall	at Florida State	28
1-28-20	Tevin Mack	Syracuse	32
2-23-19	Marquise Reed	Boston College	31
1-16-19	Marquise Reed	Georgia Tech	30
3-23-18	Gabe DeVoe	vs. Kansas	31



NOTES

2-21-18	Marcquise Reed	at Virginia Tech	28
12-13-16	Jaron Blossomgame	S.C. State	29
3-1-16	Jaron Blossomgame	Virginia	31
2-20-16	Jaron Blossomgame	at NC State	33
2-8-16	Jaron Blossomgame	Georgia State	30
3-18-14	K.J. McDaniels	Georgia State	30
2-11-14	K.J. McDaniels	at Notre Dame	30
1-27-11	Milton Jennings	Virginia Tech	28
1-21-11	Andre Young	Georgia Tech	29

HALL SCORES CAREER HIGH 31 VS. GEORGIA TECH

- PJ Hall scored 31 points in the Tigers 93-90 double-overtime loss to Georgia Tech (1/16). It set a new career high and was just the seventh game of at least 28 points by a Clemson center in the last 30 years.
- The game also marked Hall's 11th career double-double.
- The only other Clemson centers to score at least 28 points in a game since 1992 are Trevor Booker and Chris Hobbs. Booker did it twice in 2007-08, in consecutive games against Charlotte (32) and Florida State (29). Booker also had a 31-point game as a senior against Western Carolina, but he was a power forward that year. Raymond Sykes was the center in 2009-10.

HIGHEST SCORING GAMES BY CLEMSON CENTER IN THE LAST 30 YEARS

Player	Date	Site-Opponent	Points
Trevor Booker	1-9-2008	H-Charlotte	32
PJ Hall	1-16-2024	H-Georgia Tech	31
Trevor Booker	1-12-2008	H-Florida State	29
PJ Hall	11-24-2023	H-Alcorn State	29
PJ Hall	2-15-2022	A-Florida State	28
PJ Hall	2-18-2023	A-Louisville	28
Chris Hobbs	11-27-2001	H-Virginia	28

HIGHEST SCORING AVERAGES BY CENTERS IN CLEMSON HISTORY

Year	Player	Height	Class	Avg.
1986-87	Horace Grant	6-10	Sr.	21.0
1987-88	Elden Campbell	6-10	So.	18.8
2023-24	PJ Hall	6-10	Sr.	18.5
1990-91	Dale Davis	6-10	Sr.	17.9
1988-89	Elden Campbell	6-10	Jr.	17.5
1964-65	Randy Mahaffey	6-7	So.	17.3
1966-67	Randy Mahaffey	6-7	Sr.	16.8
1967-68	Randy Mahaffey	6-7	Jr.	16.6
1989-90	Elden Campbell	6-10	Sr.	16.4
2021-22	PJ Hall	6-10.5	So.	15.5
1993-94	Sharone Wright	6-11	Jr.	15.4
2022-23	PJ Hall	6-10.5	Jr.	15.3
1992-93	Sharone Wright	6-11	So.	15.0

POINTS – SINGLE SEASON IN CLEMSON HISTORY

Rk	Name	Year	Points
1.	Bill Yarborough	1954-55	651
...	Horace Grant	1986-87	651
3.	Butch Zatezalo	1968-69	645
4.	Terrell McIntyre	1998-99	627
...	Will Solomon	1999-00	627
6.	KJ McDaniels	2013-14	614
7.	PJ Hall	2023-24	603
8.	Marcquise Reed	2018-19	602
9.	Jaron Blossomgame	2016-17	584
10.	Jaron Blossomgame	2015-16	580

-- BOBBY CONRAD (1976-80) --

FORMER TIGER ROBERT (BOBBY) CONRAD APPOINTED DIRECTOR OF THE ADMINISTRATIVE OFFICE OF U.S. COURTS

WASHINGTON, D.C. — Chief Justice John G. Roberts Jr., today announced the appointment of Judge Robert J. Conrad Jr., as the Director of the Administrative Office of the U.S. Courts, effective March 1, 2024. He will succeed Judge Roslynn R. Mauskopf who has served as Director since February 1, 2021, and who will retire from the Federal Judiciary on January 31, 2024.

Conrad was a letterman on the Clemson basketball team between 1976-77 and 1979-80. His senior year he was the starting point guard on the only Clemson men's basketball team in history to reach the Elite Eight of the NCAA Tournament.

The native of Glen Ellyn, Ill. was an Academic All-American and was named the ACC's James Weaver Award Winner as the league's top student-athlete over all sports. Additionally, he won Clemson University's Norris Medal as the school's Outstanding Student.

Judge Conrad graduated magna cum laude from Clemson University in 1980, and earned his law degree from the University of Virginia School of Law.

Conrad was inducted into the Clemson Athletic Hall of Fame in 1993 and received a Distinguished Service Award from the

Clemson Alumni Association in 2015.

The Director of the Administrative Office is the chief administrative officer of the federal courts.

The Director serves under the direction of the Judicial Conference of the United States, the principal policy-making body for the federal court system. The Chief Justice is the presiding officer of the Conference, which is composed of the chief judges of the 13 courts of appeals, a district judge from each of the 12 geographic circuits, and the chief judge of the Court of International Trade. The Chief Justice selects the Director.

"I welcome Judge Conrad to his new position. His long service to our branch in many important capacities makes him well-suited to lead the AO in tackling the issues that the Judiciary faces now and in the years ahead."

Judge Conrad currently serves as a Senior Judge of the United States District Court for the Western District of North Carolina. Appointed to the bench in June 2005, Judge Conrad served as Chief Judge from 2006 to 2013. Prior to taking the bench, Judge Conrad served for fifteen years in the United States Attorney's Office for the Western District of North Carolina including as the United States Attorney from 2001 to 2004.

In accepting this appointment, Judge Conrad said, "I am grateful and humbled by Chief Justice Roberts' selection of me to serve as Director of the Administrative Office of the U.S. Courts. I will strive for excellence in the performance of this role. Over my nearly 20 years of service as a judge, I have witnessed the devotion to the rule of law and the sacrificial commitment to serve the judiciary extended by the men and women of the Judicial Branch. I look forward to working with them to meet the challenges ahead."

In accordance with 28 U.S.C. §133(b), Judge Conrad will assume full-time responsibility for the management of the Administrative Office, which has over 1,000 employees, and for providing administrative support to 2,400 judicial officers, and over 28,000 court employees and Federal Defender employees. He will serve as liaison for the Judicial Branch in its relations with Congress, including working with congressional committees to secure the Judiciary's annual appropriation and executing the Judiciary's budget.

-- CLEMSON'S NCAA TOURNAMENT HISTORY --

-- 1980 --

- **1980:** The first time the Clemson Tigers entered the NCAA tournament turned out to be the deepest run in program history. Bill Foster's Tigers advanced to the Regional Final (Final Eight) before falling to UCLA, who went on finish as the national runner-up to Louisville.

- Clemson opened the tournament with a 76-73 win over Utah State in Ogden, UT. Billy Williams, first-team All-ACC that year, led Clemson with 22 points, while Larry Nance chipped in with 13 points and nine rebounds. Bobby Conrad, who drew 24 charges that season, drew yet another from Rich McElrath with nine seconds left and Clemson ahead by a 75-73 margin. Conrad hit one free throw to ice the game (no three-point shot then). The Tigers won despite shooting 12-24 from the free throw line.

- Clemson's second round victory over BYU was also close. The Cougars, led by future NBA stars Danny Ainge, Fred Roberts, and Greg Kite, held a 24-11 lead early in the first half and led 42-38 at halftime. BYU led 58-54 with 9:04 remaining before the Tigers made a comeback. Clemson went on an 8-2 run to grab the lead at 62-60 with 4:20 remaining on a jumper by Williams. Clemson was able to hold on down the stretch, running the "Tiger Paws" offense. The Tigers missed three one-and-ones in the last minute and shot 9-17 in the game, but won thanks to a strong defense. The Tigers won by a final score of 71-66, as Williams led the Tigers with 24 points and eight assists, while Larry Nance added 16 points and 11 rebounds.

- The Tigers took on Lamar and coach Billy Tubbs in the Sweet Sixteen at the University of Arizona and won by a score of 74-66. Clemson trailed by eight with 10 minutes remaining, but again came back, as a Chris Dodds layup with 7:48 left put the Tigers ahead for good. Nance led the Tigers with his second consecutive 16-point, 11-rebound game, while Moose Campbell added 15 points and 12 rebounds. Williams chipped in with 12 and Fred Gilliam added 10 off the bench. The Tigers made all six free throws attempted in the final 1:21, despite shooting 10-19 prior. It set up the first meeting between Clemson and UCLA, who was coached by former North Carolina player Larry Brown.

- The Bruins and Tigers squared off in a nationally televised contest on NBC for the right to play in the Final Four. Clemson and UCLA were even for much of the first half, but the Bruins closed the first half on a 17-5 run over the final 5:07 to take a 46-35 lead at intermission. The two teams scored 39 points apiece in the second half and Bruins held on to win, 85-74. Williams led the Tigers with 18 points, while Nance and Gilliam poured in 13 each. Nance was named to the All-West Regional after averaging 14.4 points over four contests. Nance remains the only player in Clemson history

named to an NCAA All-Regional Team.

-- 1987 --

- **1987:** The Tigers entered the 1987 tournament as a #4 seed with a 25-5 record against Charlie Spoonhour's Southwest Missouri State Bears. The 13th-seeded Bears knocked out the Tigers 65-60 by holding second-team All-American Horace Grant to 16 points on only 11 field goal attempts. Michael Brown was 6-7 from the field for 14 points, but it wasn't enough. The Tigers shot 54 percent from the field, 83.3 percent from the line, and 45.5 percent from behind the arc and still lost. Winston Garland led the Bears with 24 points. Clemson point guard Grayson Marshall was limited by a sprained ankle, an injury that was a contributing factor to Clemson losing four of its last five games that year after a 24-2 start.

-- 1989 --

- **1989:** Clemson traveled to Boise, ID to play St. Mary's of California in the first round. Dale Davis and Elden Campbell had a coming out party, as the "Duo of Doom" combined to shoot 17-23 for 38 points and rack up 16 rebounds in the Tigers' 83-70 win. David Young was 5-7 behind the arc and scored 19 points for Clemson, who shot 60 percent from the field and 60 percent from three-point range.

- The Tigers were then charged with taking on #1 Arizona. The Wildcats, led by Sean Elliot and future long time major-leaguer Kenny Lofton, defeated Clemson 94-68, the Tigers worst loss in NCAA Tournament history in terms of margin. Campbell had 24 points and Derrick Forrest added 21, but Arizona held Davis to just two points and five rebounds. Arizona forced 22 Clemson turnovers while only committing nine themselves. Elliot paced Arizona with 25 points, while Lofton added eight points and four assists.

-- 1990 --

- **1990:** The Tigers earned a #5 seed in the East Regional after winning the ACC regular-season championship for the first time in history. The Tigers found themselves in a game with the BYU Cougars in Hartford, the same school Clemson played and defeated in the 1980 Tournament. Clemson again emerged victorious by a close 49-47 margin. Elden Campbell led the Tigers with 15 points. Both teams shot 33.3 percent from the field and the Tigers made only 14-30 from the free throw stripe. BYU had a last shot at the basket, but it missed as time expired and the Tigers advanced.

- In the second round, the Tigers took on a LaSalle team that entered the game with only one loss and featured All-American Lionel Simmons. Simmons lived up to his billing, pouring in 28 points, including 15 in the first half, as the Explorers jumped out to a 43-27 lead, which swelled to as large as 19 in the second half. The Tigers still trailed by 11 with 12 minutes remaining, but the Tigers went on an 11-0 run to knot the game at 55. LaSalle jumped back up by five, but the Tigers responded with a 15-3 run to take a 70-62 with 2:08 left, highlighted by a Marion Cash layup off a Davis steal. Davis, who had given his team a tongue-lashing at halftime before the coaches entered the room, led Clemson with 26 points and 17 rebounds. Sean Tyson added 17 points and 11 rebounds as the Tigers advanced to take on UCONN in the Sweet Sixteen.

- Clemson met Connecticut, the third-ranked team in the nation and a number-one seed, at the Meadowlands in East Rutherford, NJ. Once again, Clemson trailed 38-29 at the half. The Huskies had the lead as high as 19 points at 59-40 at the 12:36 mark. With five minutes remaining, the Tigers had chipped the deficit to 10. Clemson then went on a 13-2 run culminated by a David Young three-point shot with 12 seconds left, putting the Tigers ahead, 70-69. The Tigers forced a UCONN miss and Sean Tyson got the rebound and was fouled with two seconds remaining. However, he missed the front end of the one-and-one and UCONN gathered the miss and called its final timeout with one second left. Scott Burrell then inbounded the ball with a 75 foot pass to Tate George, who caught the ball, turned, and shot in one second. The ball went through the hoop at the buzzer for a 71-70 Connecticut win. Dale Davis led the Tigers with 15 points and 17 rebounds, while Clemson shot just 16-25 from the foul line.

- Davis averaged 14.7 rebounds per game in the three games of the tournament and led all rebounders for the entire event on a per game basis. His 14.7 rebound average is still the highest rebound average for any player in the NCAA Tournament since 1977.

-- 1996 --

- **1996:** Behind four freshman starters, Rick Barnes' team was chosen as the nine seed in the West Regional. The Tigers took on a Georgia team that started five seniors, a matchup of the oldest team in the field against the youngest. The first half was close throughout with the Bulldogs taking a 26-25 advantage. The first half saw only 51 total points, while in the second half, the two teams combined for 104 points. The Bulldogs were able to outscore the Tigers 55-

NOTES

49 in the half en route to an 81-74 victory. The Tigers led by three with just under six minutes remaining, but an 11-0 run put Georgia on top for good. Greg Buckner led the Tigers with 20 points and seven assists, while freshman Andrius Jurkunas added 19 points and seven boards in the loss.

-- 1997 --

- **1997:** The Tigers got back to their winning ways in the Tournament, downing the Miami (OH) Redskins 68-56 in Kemper Arena in Kansas City, Mo. The win marked Rick Barnes' first-ever victory in the Big Dance. Greg Buckner scored a game-high 22 points on 9-17 shooting and grabbed nine boards. Terrell McIntyre also scored in double figures 10 points. The Tigers only turned the ball over eight times and led by 14 at halftime, 39-25. Tony Christie sparked the Tigers off the bench, adding eight points. The win set up a matchup with Tulsa two days later.
- Tom Wideman pulled down 11 rebounds (eight offensive), while Iker Iturbe added 10 as the Tigers advanced to the Sweet Sixteen with a 65-59 win over Tulsa. Wideman's eight offensive rebounds tied for the most in the Rick Barnes era at Clemson. The team grabbed 23 offensive rebounds, and out-rebounded Tulsa, 49-35. The Tiger defense limited All-America senior Shea Seals to five points, including 0-7 behind the arc. Seals was in foul trouble for much of the game, picking up three fouls before intermission and notching his fourth early in the second half. Clemson was able to overcome a 31.6% clip from the field for the game, including a 22.6% mark in the first half. Remarkably, the Tigers only trailed by three at the break and a second half rally, led by Terrell McIntyre's 16 points and two steals, pushed the Tigers to another Sweet Sixteen berth.
- With the win over Tulsa, the Tigers advanced to San Antonio for their first Sweet 16 since 1990, where they would square off with Minnesota, who had won the same matchup earlier in the season in Puerto Rico. The result was a classic double-overtime thriller in which the Tigers came up short, 90-84. Bobby Jackson (36) and Sam Jacobson (29) combined for 65 points for the third-ranked Gophers. Greg Buckner paced the Tigers with 22 points, while McIntyre added 17. Mohammed Woni played his best game of the season and had a career-high 12 points, including 10-10 from the line, while Tom Wideman added 10 points and 10 boards in the loss. Tony Christie gave the Tigers new life sending the game to overtime on a buzzer-beater, his only field goal of the game. Clemson took a six-point lead in the first overtime, only to see Minnesota come back to tie. Jackson missed a shot as time expired in the first overtime to extend the game. The Gophers then outscored the Tigers 10-4 in the second overtime to advance to the Final Eight, 90-84.

-- 1998 --

- **1998:** The Tigers entered the 1998 Tournament as the sixth seed in the Midwest Regional after a semifinal loss to #1 ranked Duke in the ACC Tournament by two points. The Tigers drew Western Michigan in Chicago, IL. WMU's Saddy Washington (24) and Rashod Johnson (32) led the Broncos to a 75-72 win over the Tigers. Five Tigers scored in double figures, led by Harold Jamison's 14 points and 10 rebounds. WMU led by 12 at halftime. The Tigers made a strong comeback, but couldn't overcome the Broncos' 11-24 (.458) shooting from behind the arc. Johnson hit 8-15 on his own. Terrell McIntyre put together a solid all-around game, notching 10 points, seven assists, six rebounds, and four steals. Ultimately, Western Michigan was able to pull out a three-point victory, shocking the 21,711 in attendance in Chicago.

-- 2008 --

- **2008:** Villanova outscored Clemson 48-30 in the second half and went on to a 75-69 win over the Tigers in the first round of the 2008 NCAA Tournament in Tampa, Fla. Clemson was seeded fifth and Villanova was seeded 12th, as the Tigers were coming off a run to the championship game of the ACC tournament and were ranked 22nd in the final AP poll. Clemson jumped out to a 36-18 lead with five minutes left in the first half, then Villanova cut the margin to 39-27 at halftime. By the first media timeout of the second half the Wildcats had cut the lead to three and had the lead at 50-49 with 11:58 left on a long three-point goal by Scottie Reynolds. The game was close the rest on the contest and the Tigers trailed by just 67-66 with 1:37 left. But Villanova went on an 8-3 run to close the game and won by six. K.C. Rivers led Clemson with 15 points, while Demontez Stitt made 4-4 three-point goals and scored 14. Reynolds led Villanova with 21 points, while Corey Fisher added 17. Clemson made just 9-33 three-point shots and 14-23 free throws. Villanova made 11-17 shots in the second half and hit 22-27 from the foul line. Villanova did a good job defending on the inside as the Clemson combination of Trevor Booker and James Mays got just five combined field goal attempts.

-- 2009 --

- **2009:** Trevor Booker scored 18 points, but the Tigers shot just 32 percent from the field overall, including just 5-22 three-point shots in a 62-59 loss to Michigan in the first round of the 2009 NCAA Tournament at Kansas City, MO. The loss ended Clemson's season with a record of 23-9. Michigan played a zone defense most of the game, the first time Clemson had seen a zone in quite some time. Manny Harris led Michigan with 21 points.
- Sparked by consecutive 3-pointers by Andre Young and another by K.C. Rivers, the Tigers used a 14-0 run to make it 58-57 with just over a minute left. Clemson still had a chance after Michigan's Zack Novak hit just 1 of 2 free throws with 13 seconds left, but K.C. Rivers' contested 3-pointer at the buzzer was well short.
- The Tigers missed 17 of their first 21 shots and shot 9-of-33 in the first half, missing all but two of their 12 3-pointers, yet trailed by just 27-24 at intermission.
- Clemson won the rebound margin 44-33 behind 11 rebounds by Booker, but still lost. Michigan made 10-26 three-point goals and that 15-point margin in points off three-point goals had a lot to do with the final margin.

-- 2010 --

- **2010:** Clemson lost to Missouri, 86-78 in a matchup of teams with similar styles. The game was played in Buffalo, NY on March 19, 2010. Demontez Stitt scored 21 points and Andre Young added 19 to lead the Tigers. The two guards combined to make 9-14 three-point shots in the contest. Jerai Grant added 12 points and six rebounds, while Trevor Booker scored 11 points, had 11 rebounds and five assists.
- Clemson lost the battle of the presses, as Missouri forced Clemson into 20 turnovers and committed just nine turnovers on offense. Kim English and Keith Ramsey each scored 20 points for Missouri, who had 15 steals on defense, five by guard J.T. Tiller.
- The two teams were tied at 39-39 at halftime, but Missouri won the second half, 47-39. Clemson won the rebound margin 41-30 and made 12-24 three-point shots, but still lost the game.
- The difference was Missouri's ability to turn the Tigers over, and break Clemson's press to score easy baskets. Missouri shot 52 percent from the field for the game. Missouri won the points off turnover stat 20-5. Clemson cut the lead to 82-78 with 41 seconds left, but could get no closer.

-- 2011 --

- **2011:** Jerai Grant scored a career-best 22 points and the fast-starting Tigers built a double-figure Tuesday night lead and never backed off in beating Alabama-Birmingham 70-52 in a First Four game at the University of Dayton. There was little time to celebrate. The Tigers hurried to catch a flight to their second-round game against fifth-seeded West Virginia (20-11) on Thursday afternoon in Tampa, Fla. The Tigers had to play their next game in Tampa less than 36 hours later. Clemson did not arrive in Tampa until 5 a.m. Wednesday, then had the first game on Thursday at noon.
- Grant, who hit 10 of 15 shots from the field and also grabbed seven rebounds to lead Clemson. Tanner Smith and Devin Booker each had 10 for Clemson. The win was its first in the NCAA tournament since the 1997 team advanced to the round of 16. Ahead 39-27 at the break, Clemson never let the Blazers draw closer than eight points in the second half.
- Clemson' season ended that Thursday afternoon with an eight point loss to fifth seed West Virginia, who had eight days of rest before playing the Tigers. Andre Young led Clemson with 22 points, while Demontez Still, playing in his last game for Clemson, had 16. Clemson had a 12 point lead in the first half, but obviously ran out of energy due to the quick turnaround.

-- 2018 --

- **2018:** Clemson got back to their winning ways in the Tournament, downing New Mexico State 79-68 in San Diego, Calif. The win marked Head Coach Brad Brownell's second win in the NCAA Tournament. Shelton Mitchell scored a team-high 23 points, while teammate Gabe DeVoe was right behind him with 22. DeVoe made a team-best 10 field goals. Marquise Reed chipped in 15 in the victory. Elijah Thomas led the team in rebounding with 10 boards. The Tigers shot 55.9 percent from the floor, including 60.0 percent on two-point goals and 42.9 percent from three. The win set up a contest with the fourth-seeded Auburn Tigers.
- Clemson's dominant performance against Auburn in the second round was one for the record books. The Tigers boartraced the other Tiger squad in the first half, leading to a 43-19 lead. At one point, the game was 70-29 in favor of Clemson. The 84-53 victory proved to be the largest victory margin for a lower seed over a higher seed in NCAA Tournament history. Gabe DeVoe turned in another 20-point effort finishing with 22, while Elijah Thomas posted 18 points and 11 rebounds, Marquise Reed scored 16 and grabbed seven boards and Shelton Mitchell tallied 10 with six rebounds and six assists.

Clemson shot 47.5 percent from the floor and 38.5 percent from three (10-for-26). Clemson limited Auburn to just 25.8 percent shooting, including 21.9 percent from three. With the win, Clemson would advance to the Sweet 16 round for the first time since 1997.

- In the Sweet 16, Clemson faced the No. 1 seed Kansas Jayhawks. The pod of teams in the Midwest Regional by chance hopped to be three-of-four ACC teams: Clemson, Duke and Syracuse. In his final game as a Tiger, Gabe DeVoe turned in the best performance of his career. The senior scored a career-high 31 points on 10-for-17 shooting and added nine rebounds and three assists. He came the first 30-point scorer against the Jayhawks since the 2015-16 season. Clemson found themselves down by as many 20 points in the second half, but a 49-point second period provided a furious rally by the Tigers. A 26-12 run to help the Tigers pull to within four would not be enough and the Tigers' season would end in Omaha, Neb. to Kansas, 80-76.

-- 2021 --

- **2021:** Aamir Simms scored 15 points, while Clyde Trapp added 14 and Hunter Tyson totaled 10 in a 60-56 loss to Rutgers in the first round of the 2021 NCAA Tournament in Indianapolis, Ind. The loss ended Clemson's season with a record of 16-8.
- Clemson led for 15:23 of the contest and led at halftime 26-23, but couldn't find enough baskets down the stretch.




PLAYERS

0 JOSH BEADLE G • 6-3.5 • 180 • CARDINAL NEWMAN (S.C.) • R-SOPHOMORE

LAST FIVE GAMES	Date	Opponent	W/L	Min.	Field Goals			3-PT			Rebounds			PF	A	TO	Blk	Stl	+/-	Pts.			
					FG	FGA	Pct.	FG	FGA	Pct.	OR	DR	TOT										
	3/2	Notre Dame	L	16	0	1	.000	0	1	.000	2	2	1.000	0	1	1	2	2	2	0	-4	2	
	3/5	Syracuse	W	1	0	0	.000	0	0	.000	0	0	.000	0	0	0	0	0	0	0	0	0	
	3/9	Wake Forest	L	10	1	1	1.000	0	0	.000	0	0	.000	0	0	0	0	1	1	0	0	-4	2
	3/13	Boston College	L	11	0	0	.000	0	0	.000	2	2	1.000	0	0	0	3	0	0	0	0	-1	2
	3/22	New Mexico	W	3	0	0	.000	0	0	.000	0	0	.000	0	0	0	0	0	0	0	0	-3	0

Notes

- Career high 12 points on 4-of-6 shooting at Florida State (1/20). Both career highs in his career have come against the Seminoles (previous high of 10 came vs. FSU).
- Played a season high 27 minutes against FSU and made a career high four free throws.
- Season high eight points in win over Queens (12/22). Finished 3-3 from the field.
- Then-season-high six points in win at Alabama (11/28). Finished 3-3 from the field.
- Provided a much needed spark into the Clemson lineup against Davidson (11/12). Scored five points in eight minutes to get the Tigers going offensively in the first half.



2023-24 SEASON HIGHS

12 at Florida State (1/20/24) PTS 12 at Florida State (1/20/24)
 4, 2x, last vs. Pittsburgh (2/27/24) FG 4, 3x, last at Florida State (1/20/24)
 1, 2x, last vs. Queens (12/22/23) 3FG 2 vs. Towson (12/7/22)
 4 at Florida State (1/20/24) FT 4 at Florida State (1/20/24)
 1, 2x, last at Florida State (1/20/24) OR 1, 4x, last at Florida State (1/20/24)
 3 at Virginia Tech (1/10/24) DR 3, 4x, last at Virginia Tech (1/10/24)
 3, 4x, last vs. Pittsburgh (2/27/24) TOT 3, 5x, last vs. Boston College (1/13/24)
 3, 2x, last vs. Boston College (1/13/24) AST 3, 5x, last vs. Boston College (1/13/24)
 2 vs. Radford (12/29/23) STL 2 at South Carolina (11/11/22)
 1 vs. North Carolina (1/6/24) BLK 2 vs. Penn State (11/29/22)
 27 at Florida State (1/20/24) MIN 29 vs. NC State (12/30/22)

Career

- Played in 33 games last season, making two starts and averaged 12.8 minutes per contest.
- First career points came in a win over USC Upstate (11/15/22).
- Scored a career-high 10 points in a win over Florida State (2/15/23). Finished 4-for-6 from the floor, 1-2 from three and at the foul line. Added two assists and one steal.
- Totalled three assists on four occasions and finished with 28 overall. Also collected 10 steals and six blocks. He blocked a career-best two in an overtime win over Penn State (11/29/22).
- Redshirted the 2021-22 season and served as scout team point guard.
- Rated a three-star prospect prior to arriving at Clemson.
- Averaged 16.9 points, 6.2 rebounds, 3.8 assists and 1.4 steals per game at Cardinal Newman.
- Won back-to-back SCISA Class 3A Championships and led the team in scoring. Eclipsed 1,000 career points.
- Beadle chose Clemson over Wake Forest and VCU.

Player Facts

Major: Parks, Recreation, Tourism Management
 Birthday: March 4, 2003
 Instagram: @jbeadle0

Full bio, game-by-game stats, career stats and NIL opportunities available:

CLEMSONTIGERS.COM

Career Stats


Year	GP	GS	Min.	FG	FGA	Pct.	FG	FGA	Pct.	FT	FTA	Pct.	OR	DR	TOT	Avg.	PF	DQ	A	TO	Blk	Stl	Pts.	Avg.	
2021-22																									
2022-23	33	2	421	32	86	.372	6	28	.214	7	11	.636	2	32	34	1.0	51	1	28	31	6	10	77	2.3	
2023-24	31	0	345	35	74	.473	3	21	.143	22	32	.688	4	26	30	1.0	31	0	26	20	1	6	95	3.1	
TOTAL	64	2	766	67	160	.419	9	49	.184	29	43	.674	6	58	64	1.0	82	1	54	51	7	16	172	2.7	

1 CHASE HUNTER G • 6-4.5 • 200 • WESTLAKE (GA.) • R-SENIOR

LAST FIVE GAMES	Date	Opponent	W/L	Min.	Field Goals			3-PT			Rebounds			PF	A	TO	Blk	Stl	+/-	Pts.			
					FG	FGA	Pct.	FG	FGA	Pct.	OR	DR	TOT										
	3/5	Syracuse	W	37	7	14	.500	3	8	.375	0	0	.000	0	1	1	3	3	1	0	0	21	17
	3/9	Wake Forest	L	36	5	10	.500	2	6	.333	5	5	1.000	0	0	0	3	3	2	0	1	-7	17
	3/13	Boston College	L	31	0	10	.000	0	5	.000	2	2	1.000	0	3	3	1	2	2	0	0	-29	2
	3/22	New Mexico	W	31	8	16	.500	1	4	.250	4	7	.571	1	2	3	0	6	1	0	2	14	21
	3/24	Baylor	W	39	5	10	.500	3	5	.600	7	8	.875	0	2	2	4	6	4	0	2	7	20

Notes

- Season-high +39 in 16 point, five assist performance against Radford (12/29).
- Played in 100th career game against Davidson (11/12)



2023-24 SEASON HIGHS

21 vs. New Mexico (3/22/24) PTS 26 at Florida State (1/28/23)
 8, 2x, last vs. New Mexico (3/22/24) FG 10 vs. Wake Forest (2/23/22)
 5 vs. Miami (Fla.) (2/14/24) 3FG 5, 2x, last vs. Miami (Fla.) (2/14/24)
 8, 2x, last at Florida State (1/20/24) FT 10 at Florida State (1/28/23)
 2, 2x, last vs. Georgia Tech (1/16/24) OR 3 vs. Wofford (11/12/21)
 6 vs. Boise State (11/19/23) DR 7 at Boston College (2/26/22)
 6 vs. Boise State (11/19/23) TOT 7, 3x, last vs. Louisville (1/11/23)
 7, 2x, last at Syracuse (2/10/24) AST 11 vs. Syracuse (2/22/23)
 2, 6x, last vs. New Mexico (3/22/24) STL 3 vs. Florida State (1/23/21)
 1, 7x, last vs. Virginia (2/3/24) BLK 1, 24x, last vs. Virginia (2/3/24)
 42 vs. Georgia Tech (1/16/24) MIN 42 vs. Georgia Tech (1/16/24)

Career

- Turned in a career year offensively for the Tigers, helping propel the team to 23 wins and 14 league wins.
- Averaged 13.8 points, 3.0 rebounds, 4.5 assists and 0.5 steals per game, while adding in 0.3 blocks per game.
- Shot 41.0 percent from the floor and 35.6 percent from three, while adding in 81.3 percent from the free throw line.
- Posted a 138:70 assist-to-turnover ratio last season, including 17 steals and eight blocks.
- Posted double-digit points in 26 contests, including 20+ points four times.
- Scored a career-high 26 points at Florida State (Jan. 28, 2023), which included the game-winning three-point play. He finished 7-for-12 from the floor, 2-for-5 from three and 10-for-11 from the foul line. The 10 made free throws tied a career high.
- Posted his first career double-double with a 13-point, 11-assist performance in a win over Syracuse (Feb. 22). It marks just the third such double-double (points/assists) under Brad Brownell at Clemson (Marquise Reed and Clyde Trapp).
- Had six games garnering at least five rebounds, including a career-best-tying seven against Louisville (Jan. 11). He also had 13 games of at least five assists, while assuming the point guard role for the first time in his career last season.
- Hunter chose Clemson over Georgia, Virginia, Oklahoma and Michigan State.

Player Facts

Major: Parks, Recreation, Tourism Management (Graduated December 2022)
 Birthday: April 8, 2001
 Instagram: @chasehun1er

Full bio, game-by-game stats, career stats and NIL opportunities available:

CLEMSONTIGERS.COM

Career Stats

Year	GP	GS	Min.	FG	FGA	Pct.	FG	FGA	Pct.	FT	FTA	Pct.	OR	DR	TOT	Avg.	PF	DQ	A	TO	Blk	Stl	Pts.	Avg.
2019-20	9	4	175	17	45	.378	7	23	.304	7	11	.636	1	8	9	1.0	17	0	14	12	0	7	48	5.3
2020-21	24	4	337	28	90	.311	5	35	.143	8	12	.667	6	23	29	1.2	27	0	22	19	3	10	69	2.9
2021-22	33	15	749	78	173	.451	20	58	.345	45	60	.750	16	72	88	2.7	57	0	60	33	6	15	221	6.7
2022-23	31	31	994	144	351	.410	48	135	.356	91	112	.813	7	86	93	3.0	69	1	138	70	8	17	427	13.8
2023-24	34	34	1113	147	351	.419	46	140	.329	93	109	.853	16	66	82	2.4	60	0	105	59	9	22	433	12.7
TOTAL	131	88	3368	414	1010	.410	126	391	.322	244	304	.803	46	255	301	2.3	230	1	339	193	26	71	1198	9.1


PLAYERS

2 DILLON HUNTER G • 6-3.5 • 187 • WESTLAKE (GA.) • SOPHOMORE

LAST FIVE GAMES	Date	Opponent	W/L	Min.	Field Goals			3-PT			FT	FTA	Pct.	Rebounds			PF	A	TO	Blk	Stl	+/-	Pts.
					FG	FGA	Pct.	FG	FGA	Pct.				OR	DR	TOT							
	3/5	Syracuse	W	6	0	1	.000	0	0	.000	0	0	.000	0	1	1	0	0	1	0	0	-6	0
	3/9	Wake Forest	L	1	0	1	.000	0	0	.000	0	0	.000	0	0	0	0	0	0	0	0	0	0
	3/13	Boston College	L	11	1	3	.333	0	0	.000	0	0	.000	0	0	0	0	0	0	0	0	-1	2
	3/22	New Mexico	W	14	1	2	.500	0	1	.000	0	0	.000	0	1	1	3	2	0	0	1	6	2
	3/24	Baylor	W	6	0	0	.000	0	0	.000	0	0	.000	0	1	1	1	0	0	0	0	5	0

Career

- Appeared in 33 games and made three starts as a freshman.
- Played 12.0 minutes per game, averaging 1.4 points, 1.2 rebounds and 1.2 assists per game
- Scored career-high nine points in a win over Georgia Tech (Jan. 24). He finished 3-for-5 from the floor, 1-for-1 from three and 2-for-2 at the foul line. Also added two assists and one steal.
- Finished with 11 games of two or more assists, including a career-high five in a win at Florida State (Jan. 28). He totaled four on two separate occasions.
- He is the younger brother of current Tiger Chase Hunter, and was ranked No. 64 in the ESPN 100 and rated a four-star prospect.
- Hunter chose Clemson over Baylor, Auburn, Florida State, Kentucky, Georgia and Georgia Tech.



2023-24 SEASON HIGHS		CAREER HIGHS	
7 vs. Queens (12/22/23).....	PTS.....	9 vs. Georgia Tech (1/24/23)	
3 vs. Queens (12/22/23).....	FG.....	3, 3x, last vs. Queens (12/22/23)	
1, 8x, last vs. Boston College (1/13/24)	3FG.....	1, 11x, last vs. Boston College (1/13/24)	
2, 2x, last vs. TCU (12/9/23).....	FT.....	2, 4x, last vs. TCU (12/9/23)	
1, 4x, last vs. Queens (12/22/23).....	OR.....	2 vs. Loyola Maryland (11/21/22)	
4 vs. Winthrop (11/6/23).....	DR.....	4 vs. Winthrop (11/6/23)	
4, 5x, last vs. Queens (12/22/23).....	TOT.....	4, 5x, last vs. Queens (12/22/23)	
5 at Memphis (12/16/23).....	AST.....	5, 2x, last at Memphis (12/16/23)	
2 vs. Alcorn State (11/24/23).....	STL.....	2, 2x, last vs. Alcorn State (11/24/23)	
1 at Duke (1/27/24).....	BLK.....	1, 2x, last at Duke (1/27/24)	
36 vs. Georgia Tech (1/16/24).....	MIN.....	36, 2x, last vs. Georgia Tech (1/16/24)	

Player Facts
 Major: Parks, Recreation, Tourism Management
 Birthday: April 16, 2003
 Instagram: @dillonhunter

Full bio, game-by-game stats, career stats and NIL opportunities available:
CLEMSONTIGERS.COM

Career Stats

Year	GP	GS	Min.	FG	FGA	Pct.	FG	FGA	Pct.	FT	FTA	Pct.	OR	DR	TOT	Avg.	PF	DQ	A	TO	Blk	Stl	Pts.	Avg.
2022-23	33	3	395	17	57	.298	3	20	.150	9	15	.600	5	35	40	1.2	34	0	40	22	1	14	46	1.4
2023-24	34	1	502	32	81	.395	9	33	.273	8	18	.444	7	46	53	1.6	40	1	45	14	2	15	81	2.4
TOTAL	67	4	897	49	138	.355	12	53	.226	17	33	.515	12	81	93	1.4	74	1	85	36	3	29	127	1.9

3 JAKE HEIDBREDER (HIDE-breeder) G • 6-5.5 • 180 • FLOYD CENTRAL HS (IND.) • JUNIOR


LAST FIVE GAMES	Date	Opponent	W/L	Min.	Field Goals			3-PT			FT	FTA	Pct.	Rebounds			PF	A	TO	Blk	Stl	+/-	Pts.
					FG	FGA	Pct.	FG	FGA	Pct.				OR	DR	TOT							

Notes

- Redshirting the 2023-24 season.

Career

- 2023 All-Mountain West Third Team, Mountain West Freshman of the Week (Jan. 3, 2022)
- 303 points in 2022 was then-Air Force freshman record in MW era (4th all-time).
- 194 points in MW play in 2022 is an Air Force freshman record.
- 2022 Academic All-Mountain West, 2022 Mountain West Scholar-Athlete, 2023 College Sports Communicators, (CSC) Academic All-District, 2022-23 (Air Force)
- 2023 All-Mountain West Third Team (first sophomore to earn All-MW at Air Force since 2013).
- Team-leading 15.1 ppg., Fourth in Mountain West with 75 three's made. 75 three's is seventh best in a season at Air Force.
- Finished last season 32-for-52 (.615) from the floor in his last five games, including 15-for-30 (.500) from three.
- Led team in scoring 17 times and scored 20+ points six times. Shooting splits of .483/.399/.867
- Led team in scoring in MW play, averaging 14.2 ppg.
- Collegiate Hoops Roadshow All-Tournament Team
- Led Floyd Central to its first section title in 31 years as a junior, averaged 19.9 ppg as a senior and scored 1,228 career points.
- Scored career-high 44 points in final regular season game of high school career.
- 3x first-team All-Hoosier Hills Conference. Indiana Junior All-Star, Indiana Basketball Coaches Association Large School All-State Team and All-State honorable mention by AP.



2023-24 SEASON HIGHS		CAREER HIGHS	
.....	PTS.....	27 vs. South Dakota (12/6/22)	
.....	FG.....	11 vs. New Mexico (2/10/23)	
.....	3FG.....	5 at UNLV (3/8/23)	
.....	FT.....	11 vs. Delaware (11/11/22)	
.....	OR.....	4 at San Jose St. (1/25/22)	
.....	DR.....	8 at UNLV (3/8/23)	
.....	TOT.....	9 at UNLV (3/8/23)	
.....	AST.....	7 at Utah St. (2/14/23)	
.....	STL.....	2 vs. San Jose St. (3/4/23)	
.....	BLK.....	1, 4x, last vs. Utah St. (2/14/23)	
.....	MIN.....	45 at UNLV (3/8/23)	

Player Facts
 Major: Economics
 Birthday: March 5, 2003
 Instagram: @jakeheidbreder

Full bio, game-by-game stats, career stats and NIL opportunities available:
CLEMSONTIGERS.COM

Career Stats

Year	GP	GS	Min.	FG	FGA	Pct.	FG	FGA	Pct.	FT	FTA	Pct.	OR	DR	TOT	Avg.	PF	DQ	A	TO	Blk	Stl	Pts.	Avg.
2021-22*	29	29	988	106	213	.498	44	116	.379	47	59	.797	25	69	94	3.2	72	1	56	36	3	15	303	10.4
2022-23*	32	32	1042	168	344	.488	75	188	.399	72	83	.867	13	93	106	3.3	63	1	53	54	1	19	483	15.1
2023-24																								
TOTAL	61	61	2030	274	557	.492	119	304	.391	119	142	.838	38	162	200	3.3	135	2	109	90	4	34	786	12.9

* Games played at Air Force



PLAYERS

4

IAN SCHIEFFELIN (CHEF-lynn)

F • 6-8 • 238 • GRAYSON (GA.) • JUNIOR

Date	Opponent	W/L	Min.	Field Goals			3-PT			Rebounds			PF	A	TO	Blk	Stl	+/-	Pts.			
				FG	FGA	Pct.	FG	FGA	Pct.	FT	FTA	Pct.								OR	DR	TOT
3/5	Syracuse	W	36	5	5	1.000	1	1	1.000	5	5	1.000	5	11	16	1	3	2	14	16		
3/9	Wake Forest	L	27	2	7	.286	1	2	.500	0	0	.000	2	4	6	3	0	0	0	-21	5	
3/13	Boston College	L	27	2	7	.286	0	1	.000	1	2	.500	3	3	6	0	4	2	1	0	-14	5
3/22	New Mexico	W	27	6	10	.600	1	3	.333	3	4	.750	4	8	12	3	0	3	0	0	20	16
3/24	Baylor	W	29	4	6	.667	1	2	.500	2	4	.500	0	6	6	2	3	1	1	0	3	11

Notes

- 11th career double-double with 16p/12r vs. New Mexico (3/22).
- New season-high seven made field goals at Virginia Tech (1/10).
- Career highs in blocks (5) and steals (4) vs. UNC (1/6)
- Set a new season high with seven offensive rebounds and career-high with 17 rebounds in win at Pittsburgh (12/3).
- Tied his then-career high with 14 rebounds at Alabama (11/28).
- Opened the season with 16 and seven against Winthrop (11/6).



Career

- Appeared in 34 games and made 22 starts (both career highs), while averaging a career-best 19.8 minutes per contest.
- Averaged career highs in points (5.5), rebounds (4.1), assists (1.9), field goal percentage (51.1) and 3-point percentage (33.3).
- Totaled five double-digit scoring games, one double-digit rebounding game, his first career double-double and 10 games with at least three assists.
- First career double double came in the season opener against The Citadel (Nov. 7). Scored 20 points and collected 14 rebounds, including nine on the offensive glass.
- The nine offensive rebounds were the most for a Tiger since James Mays had 10 at Maryland on Jan. 13, 2007. It was the most by a Tiger in Littlejohn Coliseum since Sharrod Ford had 10 vs. Georgia Tech on Feb. 28, 2004.
- Produced a big game in a 72-64 win over Duke (Jan. 14). Posted six points, eight rebounds and six assists, while drawing a career-high three charges. He was just one charge off from the program record of four in a game. He played a career-high 36 minutes against the Blue Devils.
- Of his five double-digit scoring games, two came in back-to-back contests against Notre Dame (March 4) and NC State in the ACC Tournament (March 9).
- Schieffelin chose Clemson over Virginia Tech and Dayton.

2023-24 SEASON HIGHS

20 vs. Georgia Tech (1/16/24).....PTS.....	20, 2x, last vs. Georgia Tech (1/16/24)
7, 2x, last vs. Georgia Tech (1/16/24)....FG.....	9 vs. The Citadel (11/7/22)
2 vs. Winthrop (11/6/23).....3FG.....	3 vs. NC State (3/9/23)
6, 2x, last vs. Georgia Tech (1/16/24)....FT.....	6, 2x, last vs. Georgia Tech (1/16/24)
8 vs. Georgia Tech (1/16/24).....OR.....	9 vs. The Citadel (11/7/22)
11, 2x, last vs. Syracuse (3/5/24).....DR.....	11 at Alabama (11/28/23)
17 at Pittsburgh (12/3/23).....TOT.....	17 at Pittsburgh (12/3/23)
5 vs. TCU (12/9/23).....AST.....	6, 3x, last vs. Syracuse (2/22/23)
4 vs. North Carolina (1/6/24).....STL.....	4 vs. North Carolina (1/6/24)
5 vs. North Carolina (1/6/24).....BLK.....	5 vs. North Carolina (1/6/24)
38 vs. Georgia Tech (1/16/24).....MIN.....	38 vs. Georgia Tech (1/16/24)

CAREER HIGHS

Player Facts

Major: Management
 Birthday: March 1, 2003
 Instagram: @ian4schieff

Full bio, game-by-game stats, career stats and NIL opportunities available:



Career Stats

Year	GP	GS	Min.	FG	FGA	Pct.	FG	FGA	Pct.	FT	FTA	Pct.	OR	DR	TOT	Avg.	PF	DQ	A	TO	Blk	Stl	Pts.	Avg.
2021-22	30	7	349	34	86	.395	5	16	.313	20	28	.714	28	56	84	2.8	48	1	27	22	6	7	93	3.1
2022-23	34	22	672	72	141	.511	9	27	.333	33	48	.688	41	100	141	4.1	62	1	64	37	9	11	186	5.5
2023-24	34	34	920	125	218	.573	21	42	.500	62	83	.747	96	226	322	9.5	89	2	75	44	17	19	333	9.8
TOTAL	97	63	1941	231	445	.519	35	85	.412	115	159	.723	165	382	547	5.6	199	4	166	103	32	37	612	6.2

5

JACK CLARK

F • 6-10 • 207 • CHELTENHAM HS (PA.) • GRADUATE

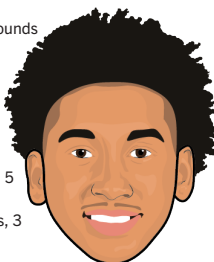
Date	Opponent	W/L	Min.	Field Goals			3-PT			Rebounds			PF	A	TO	Blk	Stl	+/-	Pts.			
				FG	FGA	Pct.	FG	FGA	Pct.	FT	FTA	Pct.								OR	DR	TOT
3/5	Syracuse	W	28	3	6	.500	1	3	.333	0	0	.000	0	1	1	2	5	1	1	3	15	7
3/9	Wake Forest	L	33	4	5	.800	2	3	.667	0	0	.000	0	3	3	2	0	1	0	2	-6	10
3/13	Boston College	L	24	2	6	.333	0	2	.000	3	4	.750	2	1	3	1	0	0	0	1	-3	7
3/22	New Mexico	W	36	1	2	.500	0	1	.000	4	4	1.000	1	7	8	2	4	0	1	1	23	6
3/24	Baylor	W	34	3	5	.600	1	3	.333	0	0	.000	2	6	8	4	1	1	1	1	6	7

Notes

- Best game in return to Clemson rotation on 1/20 with seven points, seven rebounds and four assists in win at Florida State.

Career

- Made return to lineup on 2/11 at Boston College after missing previous 10 games due to injury suffered at end of Clemson game (Dec. 30, 2022).
- Stuffed stat sheet with 14 points, 9 rebounds and a career-high 6 assists in win over Louisville (Dec. 22).
- Posted a double-double with 10 points/10 rebounds and added a career-high 5 steals in win over Campbell (Nov. 11)
- Made NC State debut on Nov. 7 vs. Austin Peay and had 15 points, 7 rebounds, 3 steals and a career-high tying 2 blocks
- Averaged 12.0 points per game last season at La Salle
- Scored career-high 30 points on 13-of-19 shooting at Duquesne on 3/5/22
- Averaged 12.0 points per game, improving the number to 13.7 points in conference play at La Salle.
- In 2020-21, returned from injury to play in 24 games, including 19 starts. Led Explorers in scoring (9.9 ppg) and ranked second in rebounding (5.2 rpg).
- Medical redshirt in 2019-20.



2023-24 SEASON HIGHS

10 at Wake Forest (3/9/24).....PTS.....	30 at Duquesne (3/5/22)
3, 3x, last vs. Syracuse (3/5/24).....FG.....	13 at Duquesne (3/5/22)
2 vs. Winthrop (11/6/23).....3FG.....	5 at St. Joseph's (1/17/22)
4 at North Carolina (2/6/24).....FT.....	10 vs. Bucknell (12/4/18)
3, 3x, last vs. Florida State (2/24/24).....OR.....	5, 3x, last at Duke (2/28/23)
7 at Syracuse (2/10/24).....DR.....	9 vs. Creighton (3/17/23)
11 vs. Florida State (2/24/24).....TOT.....	13, 2x, last vs. St. Joseph's (3/9/22)
5 vs. Syracuse (3/5/24).....AST.....	6 vs. Louisville (12/22/22)
3 vs. Syracuse (3/5/24).....STL.....	5 vs. Campbell (11/11/22)
2 vs. Miami (Fla.) (2/14/24).....BLK.....	2, 3x, vs. last vs. Pittsburgh (12/2/22)
35 vs. Pittsburgh (2/27/24).....MIN.....	42 at Delaware (11/17/21)

CAREER HIGHS

Player Facts

Major: Athletic Leadership
 Birthday: February 14, 2000
 Instagram: @jack5clark

Full bio, game-by-game stats, career stats and NIL opportunities available:



Career Stats

Year	GP	GS	Min.	FG	FGA	Pct.	FG	FGA	Pct.	FT	FTA	Pct.	OR	DR	TOT	Avg.	PF	DQ	A	TO	Blk	Stl	Pts.	Avg.
2018-19*	9	1	242	28	68	.412	16	39	.410	23	30	.767	13	26	39	4.3	20	0	10	10	2	9	95	10.6
2020-21*	24	19	619	91	231	.394	32	116	.276	23	29	.793	28	96	124	5.2	53	1	28	47	7	22	237	9.9
2021-22*	30	23	912	133	346	.384	48	161	.298	47	59	.797	51	124	175	5.8	48	1	49	57	7	35	361	12.0
2022-23^	23	17	618	79	181	.436	28	97	.289	21	25	.840	46	112	158	6.9	48	2	35	11	9	39	207	9.0
2023-24	23	15	529	36	93	.387	14	50	.280	18	22	.818	26	89	115	5.0	35	0	32	13	13	18	104	4.5
TOTAL	109	75	2923	367	919	.399	138	463	.298	132	165	.800	164	447	611	5.6	214	4	154	138	38	123	1004	9.2

* Games played at La Salle; ^ Games played at NC State



PLAYERS

10 **RJ GODFREY** F • 6-8 • 228 • NORTH GWINNETT (GA.) • SOPHOMORE


LAST FIVE GAMES	Date	Opponent	W/L	Min.	Field Goals			3-PT			Rebounds			PF	A	TO	Blk	Stl	+/-	Pts.			
					FG	FGA	Pct.	FG	FGA	Pct.	FT	FTA	Pct.								OR	DR	TOT
	3/5	Syracuse	W	10	0	1	.000	0	0	.000	2	2	1.000	1	2	3	1	0	0	1	0	1	2
	3/9	Wake Forest	L	10	2	2	1.000	0	0	.000	1	1	1.000	1	3	4	3	1	1	0	1	6	5
	3/13	Boston College	L	14	1	2	.500	0	0	.000	1	2	.500	2	3	5	4	1	0	1	1	-2	3
	3/22	New Mexico	W	21	3	6	.500	0	0	.000	0	0	.000	1	4	5	5	1	0	3	1	2	6
	3/24	Baylor	W	19	2	4	.500	0	0	.000	4	4	1.000	1	4	5	1	1	2	0	0	14	8

Notes

- Career high 19 points on a career best eight field goals vs. Queens (12/22/23).

Career

- Appeared in 33 games last season, including one start against NC State (Dec. 30). He averaged 9.4 minutes per contest.
- Averaged 3.2 points, 2.1 rebounds and 0.3 assists per game. He shot 59.7 percent from the floor and 33.3 percent from three.
- Scored a career-high 10 points in a win at Virginia Tech (Jan. 4). Hit two huge 3-pointers and finished 4-for-5 from the floor in the victory. The two made threes were a season high.
- Produced 10 games of 3 or more rebounds, including a career high eight at Boston College (Jan. 31).
- He also had three offensive rebounds earlier in the year against Loyola Chicago (Dec. 10).
- Steady contributor off the Tiger bench all season long, giving great minutes, scoring punches, rebounding and rim protection. He blocked 17 shots last season which was second on the team behind All-ACC center PJ Hall.
- Finished a stretch of games 13-for-16 from the floor from Dec. 17 to Jan. 11.
- The gap of games included his 4-for-5 against Virginia Tech and also a 3-for-3 game at Louisville (Jan. 11).
- Godfrey is a 6-7, 225-pound forward from Suwanee, Ga. and is rated as a three-star prospects by 247Sports (#130) and Rivals (#135).
- Godfrey averaged 16.0 points, 9.0 rebounds, 4.0 assists and 3.0 blocks per game last season. He is the rated the No. 5 player in the state of Georgia.
- His father, Randall Godfrey, is an 11-year NFL veteran who played linebacker for the Dallas Cowboys, Tennessee Titans, Seattle Seahawks, San Diego Chargers and the Washington Football Team.
- Godfrey chose Clemson over Ole Miss, Texas Tech, Georgia Tech, Utah and Georgia.



2023-24 SEASON HIGHS

19 vs. Queens (12/22/23).....PTS..... 19 vs. Queens (12/22/23)
 8 vs. Queens (12/22/23).....FG..... 8 vs. Queens (12/22/23)
 1 vs. Winthrop (11/6/23).....3FG..... 2 at Virginia Tech (1/4/23)
 4, 3x, last vs. Baylor (3/24/24).....FT..... 4, 3x, last vs. Baylor (3/24/24)
 4, 2x, last vs. Radford (12/29/23).....OR..... 4 vs. Boise State (11/19/23)
 7 vs. TCU (12/9/23).....DR..... 7 vs. TCU (12/9/23)
 10 vs. TCU (12/9/23).....TOT..... 10 vs. TCU (12/9/23)
 3 at Duke (1/27/24).....AST..... 3 at Duke (1/27/24)
 2, 2x, last vs. Florida State (2/24/24)....STL..... 2, 2x, last vs. Florida State (2/24/24)
 4 vs. Boise State (11/19/23).....BLK..... 4 vs. Boise State (11/19/23)
 26 vs. Davidson (11/12/23).....MIN.....26 vs. Davidson (11/12/23)

CAREER HIGHS

19 vs. Queens (12/22/23).....PTS..... 19 vs. Queens (12/22/23)
 8 vs. Queens (12/22/23).....FG..... 8 vs. Queens (12/22/23)
 1 vs. Winthrop (11/6/23).....3FG..... 2 at Virginia Tech (1/4/23)
 4, 3x, last vs. Baylor (3/24/24).....FT..... 4, 3x, last vs. Baylor (3/24/24)
 4, 2x, last vs. Radford (12/29/23).....OR..... 4 vs. Boise State (11/19/23)
 7 vs. TCU (12/9/23).....DR..... 7 vs. TCU (12/9/23)
 10 vs. TCU (12/9/23).....TOT..... 10 vs. TCU (12/9/23)
 3 at Duke (1/27/24).....AST..... 3 at Duke (1/27/24)
 2, 2x, last vs. Florida State (2/24/24)....STL..... 2, 2x, last vs. Florida State (2/24/24)
 4 vs. Boise State (11/19/23).....BLK..... 4 vs. Boise State (11/19/23)
 26 vs. Davidson (11/12/23).....MIN.....26 vs. Davidson (11/12/23)

Player Facts

Major: Parks, Recreation, Tourism Management
 Birthday: June 10, 2003
 Instagram: @randalldgodfreyjr

Full bio, game-by-game stats, career stats and NIL opportunities available:

CLEMSONTIGERS.COM

Career Stats

Year	GP	GS	Min.	FG	FGA	Pct.	FG	FGA	Pct.	FT	FTA	Pct.	OR	DR	TOT	Avg.	PF	DQ	A	TO	Blk	Stl	Pts.	Avg.
2022-23	33	1	310	43	72	.597	3	9	.333	17	26	.654	22	47	69	2.1	50	1	11	25	17	8	106	3.2
2023-24	33	0	531	85	145	.586	2	6	.333	28	47	.596	32	86	118	3.5	72	2	27	33	22	16	200	5.9
TOTAL	66	1	841	128	217	.590	5	15	.333	45	73	.616	54	133	187	2.8	122	3	38	58	39	24	306	4.6

11 **JOSEPH GIRARD III** F • 6-2 • 189 • GLENS FALLS HS (N.Y.) • GRADUATE


LAST FIVE GAMES	Date	Opponent	W/L	Min.	Field Goals			3-PT			Rebounds			PF	A	TO	Blk	Stl	+/-	Pts.			
					FG	FGA	Pct.	FG	FGA	Pct.	FT	FTA	Pct.								OR	DR	TOT
	3/5	Syracuse	W	36	5	8	.625	4	7	.571	7	7	1.000	0	3	3	3	4	1	0	0	15	21
	3/9	Wake Forest	L	34	4	11	.364	2	8	.250	4	4	1.000	1	3	4	0	2	0	0	2	1	14
	3/13	Boston College	L	35	5	11	.455	3	7	.429	0	0	.000	0	7	7	1	2	2	0	2	-21	13
	3/22	New Mexico	W	35	2	12	.167	2	8	.250	1	2	.500	0	2	2	1	3	2	0	0	26	7
	3/24	Baylor	W	35	4	9	.444	1	5	.200	4	4	1.000	0	3	3	2	3	1	0	1	4	13

Notes

- Girard netted a season-best 26 points in win over Boston College (1/13).
- Previous high was 25 points in a win at Pitt (12/3).
- Girard III scored a then-season-high 23 points on nine field goals, including three 3-pointers in a win over Boise State (11/19). Tallied four rebounds and three assists.
- Became just the 15th player since the 1992-93 season to accumulate 1,800+ points, 325+ 3-pointers and 475+ assists in a career. Girard is the lone ACC representative.
- Since appearing in his first game as a freshman at Syracuse, Girard III is one of just two players since 2019-20 to accumulate at least 1,800 points, 475 assists and 325 threes. He's joined by Antoine Davis (Detroit).
- Girard III netted a season-best 17 points in the Tigers win over Davidson (11/12) and he finished with six field goals, five from 3-point range. Added five assists.

Career

- Girard was one of 20 players named to the Jerry West Award watch list prior to the 2022-23. The award recognizes the top shooting guard in college basketball.
- Has played in 128 games and made 126 total starts, playing in over 4,000 minutes.
- Nearing 1,700 career points and is currently 22 points shy (1,678).
- Has made over 300 3-pointers in his career and achieved that feat with his first triple against Davidson (11/12/23) in the 2023 Asheville Championship.
- Girard has made 157-straight starts after coming off the bench his first two games as a freshman at Syracuse.



2023-24 SEASON HIGHS

26 vs. Boston College (1/13/24).....PTS..... 31 vs. Richmond (11/21/22)
 9 vs. Boise State (11/19/23).....FG..... 12 vs. Richmond (11/21/22)
 6 at Pittsburgh (12/3/23).....3FG..... 7 at Miami (Fla.) (1/5/22)
 10 vs. Florida State (2/24/24).....FT..... 11 vs. NC State (1/31/21)
 1, 2x, last vs. Queens (12/22/23).....OR..... 3 at Notre Dame (1/22/20)
 9 at Memphis (12/16/23).....DR..... 9 at Memphis (12/16/23)
 9 at Memphis (12/16/23).....TOT..... 9, 2x, last at Memphis (12/16/23)
 6 vs. Queens (12/22/23).....AST..... 10 at NC State (2/2/22)
 2, 2x, last at Virginia Tech (1/10/24)....STL..... 6 vs. Northeastern (12/16/20)
 2 at Miami (Fla.) (1/3/24).....BLK..... 2 at Miami (Fla.) (1/3/24)
 43 vs. Georgia Tech (1/16/24).....MIN..... 45 at North Carolina (2/28/22)

CAREER HIGHS

26 vs. Boston College (1/13/24).....PTS..... 31 vs. Richmond (11/21/22)
 9 vs. Boise State (11/19/23).....FG..... 12 vs. Richmond (11/21/22)
 6 at Pittsburgh (12/3/23).....3FG..... 7 at Miami (Fla.) (1/5/22)
 10 vs. Florida State (2/24/24).....FT..... 11 vs. NC State (1/31/21)
 1, 2x, last vs. Queens (12/22/23).....OR..... 3 at Notre Dame (1/22/20)
 9 at Memphis (12/16/23).....DR..... 9 at Memphis (12/16/23)
 9 at Memphis (12/16/23).....TOT..... 9, 2x, last at Memphis (12/16/23)
 6 vs. Queens (12/22/23).....AST..... 10 at NC State (2/2/22)
 2, 2x, last at Virginia Tech (1/10/24)....STL..... 6 vs. Northeastern (12/16/20)
 2 at Miami (Fla.) (1/3/24).....BLK..... 2 at Miami (Fla.) (1/3/24)
 43 vs. Georgia Tech (1/16/24).....MIN..... 45 at North Carolina (2/28/22)

Player Facts

Major: Athletic Leadership
 Birthday: November 27, 2000
 Instagram: @jg3

Full bio, game-by-game stats, career stats and NIL opportunities available:

CLEMSONTIGERS.COM

Career Stats

Year	GP	GS	Min.	FG	FGA	Pct.	FG	FGA	Pct.	FT	FTA	Pct.	OR	DR	TOT	Avg.	PF	DQ	A	TO	Blk	Stl	Pts.	Avg.
2019-20*	32	30	1057	122	351	.348	70	216	.324	84	94	.894	5	92	97	3.0	47	0	113	60	3	47	398	12.4
2020-21*	28	28	776	92	259	.355	50	150	.333	39	50	.780	6	75	81	2.9	34	0	99	59	2	39	273	9.8
2021-22*	33	33	1126	142	362	.392	89	221	.403	82	93	.882	11	81	92	2.8	42	0	138	92	1	53	455	13.8
2022-23*	32	32	1109	177	439	.403	88	231	.381	84	98	.857	6	84	90	2.8	31	0	95	78	0	26	526	16.4
2023-24	34	34	1116	154	359	.429	99	239	.414	114	120	.950	8	103	111	3.3	48	0	97	54	4	22	521	15.3
TOTAL	159	157	5179	687	1771	.388	396	1058	.374	403	455	.886	36	436	472	3.0	202	0	541	343	10	187	2173	13.7

* Games played at Syracuse



PLAYERS

12 ALEX HEMENWAY G • 6-4 • 192 • CASTLE (IND.) • GRADUATE

LAST FIVE GAMES	Date	Opponent	W/L	Min.	Field Goals			3-PT			FT	FTA	Pct.	Rebounds			PF	A	TO	Blk	Stl	+/-	Pts.
					FG	FGA	Pct.	FG	FGA	Pct.				OR	DR	TOT							
	11/6	Winthrop	W	21	3	4	.750	3	4	.750	0	0	.000	0	0	0	1	3	1	1	0	19	9
	11/10	UAB	W	18	0	3	.000	0	3	.000	0	0	.000	0	2	2	1	1	0	0	1	-5	0
	11/12	Davidson	W	20	3	8	.375	3	8	.375	0	0	.000	0	1	1	2	2	2	0	0	11	9
	11/19	Boise State	W	10	1	3	.333	1	2	.500	2	2	1.000	0	0	0	0	1	1	0	1	6	5
	11/24	Alcorn State	W	10	1	3	.333	1	2	.500	0	2	.000	0	0	0	1	0	0	0	0	-1	3

Notes

- Announced his return for his fifth season on April 7, 2023.
- Sixth all-time in three-point shooting in Clemson history - 42.9 percent.

Career

- Battled plantar fascia in his foot most of the year, but appeared in 20 games and made 12 starts, averaging 24.0 minutes per contest.
- Averaged 6.9 points, 1.8 rebounds and 1.1 assists, while shooting 50.0 percent from the field and 47.1 percent from three.
- Produced five double-digit scoring games and six in which he made at least three 3-pointers.
- Scored a season-high 18 points against USC Upstate (Nov. 15).
- Finished 7-for-9 from the floor and 4-for-6 from three.
- Totaled three-straight games in double-figures from Nov. 29 to Dec. 7.
- Scored 15 points in an overtime win over Penn State (Nov. 29), hitting five field goals, including four threes.
- Netted 12 points in a comeback win over Wake Forest (Dec. 2) in the ACC opener and finished 4-for-6 from 3-point range.
- Scored 15 points in a victory over Towson (Dec. 7), finishing 4-for-6 from the field and 3-for-4 from three.
- He finished the stretch of games 11-for-16 from 3-point range to propel the Tigers to a 3-0 record in those contests.
- Hurt his foot in a win over Richmond (Dec. 17) and returned for the first time on Jan. 31, playing limited minutes in eight games the rest of the season.



2023-24 SEASON HIGHS

9 vs. Winthrop (11/6/23).....PTS.....	18 vs. USC Upstate (11/15/22)
3, 2x, last vs. Davidson (11/12).....FG.....	7 vs. USC Upstate (11/15/22)
3, 2x, last vs. Davidson (11/12).....3FG.....	5 at Wake Forest (2/24/21)
2 vs. Boise State (11/19/23).....FT.....	6 vs. Morehead State (12/21/20)
.....OR.....	1, 2x, last vs. Florida State (2/29/20)
2 vs. UAB (11/10/23).....DR.....	5 vs. California (11/26/22)
2 vs. UAB (11/10/23).....TOT.....	6 vs. California (11/26/22)
3 vs. Winthrop (11/6/23).....AST.....	3, 3x, last vs. Winthrop (11/6/23)
1 vs. UAB (11/10/23).....STL.....	2, 3x, last at Boston College (1/31/23)
1 vs. Winthrop (11/6/23).....BLK.....	1, 5x, last vs. Winthrop (11/6/23)
21 vs. Winthrop (11/6/23).....MIN.....	41 vs. Penn State (11/29/22)

Player Facts

Major: Athletic Leadership
 Birthday: June 17, 2001
 Instagram: @alexhemenway

Full bio, game-by-game stats, career stats and NIL opportunities available:



Career Stats

Year	GP	GS	Min.	FG	FGA	Pct.	FG	FGA	Pct.	FT	FTA	Pct.	OR	DR	TOT	Avg.	PF	DQ	A	TO	Blk	Stl	Pts.	Avg.
2019-20	15	0	183	25	50	.500	20	42	.476	2	2	1.000	3	10	13	0.9	12	0	6	6	0	0	72	4.8
2020-21	24	11	376	36	86	.419	24	62	.387	16	18	.889	0	31	31	1.3	33	0	14	19	2	9	112	4.7
2021-22	31	2	454	50	121	.413	39	96	.406	22	31	.710	6	35	41	1.3	40	0	10	10	0	7	161	5.2
2022-23	20	12	480	46	92	.500	33	70	.471	12	16	.750	3	32	35	1.8	32	0	21	13	2	9	137	6.9
2023-24	5	0	78	8	21	.381	8	19	.421	2	4	.500	0	3	3	0.6	5	0	7	4	1	2	26	5.2
TOTAL	95	25	1571	165	370	.446	124	289	.429	54	171	.761	12	111	123	1.3	122	0	58	52	5	27	508	5.3

13 ANDREW LATIFF (LUH-tiff) G • 6-5 • 184 • DANIEL (S.C.) • SENIOR

LAST FIVE GAMES	Date	Opponent	W/L	Min.	Field Goals			3-PT			FT	FTA	Pct.	Rebounds			PF	A	TO	Blk	Stl	+/-	Pts.	
					FG	FGA	Pct.	FG	FGA	Pct.				OR	DR	TOT								
	11/24	Alcorn State	W	1	0	1	.000	0	1	.000	0	0	.000	0	0	0	0	0	0	0	0	0	0	
	12/22	Queens	W	2	1	2	.500	0	1	.000	0	0	.000	1	1	2	0	0	0	0	0	0	-5	2
	12/29	Radford	W	2	0	1	.000	0	1	.000	0	0	.000	0	0	0	0	0	1	0	0	0	-6	0
	3/13	Boston College	L	1	0	0	.000	0	0	.000	0	0	.000	0	1	1	0	0	0	0	0	0	2	0
	3/22	New Mexico	W	1	0	0	.000	0	0	.000	0	0	.000	0	1	1	0	0	0	0	0	0	-2	0

Notes

- First season on the active roster after serving two years as a team manager. Heavy contributor on scout team.
- Attended nearby Daniel High School and served as a team captain. Led team to a 23-6 record – an all-time best for Daniel.
- Selected to play in All Star Tri-County Tip Off Classic
- Mountain Lakes First Team Selection
- All-Region runner-up
- All-Academic team for four years
- Highest 3-point percentage for Daniel High School
- Played AAU for Carolina Pressure



2023-24 SEASON HIGHS

2 vs. Queens (12/22/23).....PTS.....	2 vs. Queens (12/22/23)
1 vs. Queens (12/22/23).....FG.....	1 vs. Queens (12/22/23)
.....3FG.....	1 vs. Queens (12/22/23)
.....FT.....	1 vs. Queens (12/22/23)
1 vs. Queens (12/22/23).....OR.....	1 vs. Queens (12/22/23)
1, 2x, last vs. New Mexico (3/22/24).....DR.....	1, 2x, last vs. New Mexico (3/22/24)
2 vs. Queens (12/22/23).....TOT.....	2 vs. Queens (12/22/23)
.....AST.....	1 vs. Queens (12/22/23)
.....STL.....	1 vs. Queens (12/22/23)
.....BLK.....	1 vs. Queens (12/22/23)
2, 2x, last vs. vs. Radford (12/29/23).....MIN.....	2, 2x, last vs. Radford (12/29/23)

Player Facts

Major: Management
 Birthday: March 1, 2002
 Instagram: @a.latiff1

Full bio, game-by-game stats, career stats and NIL opportunities available:



Career Stats

Year	GP	GS	Min.	FG	FGA	Pct.	FG	FGA	Pct.	FT	FTA	Pct.	OR	DR	TOT	Avg.	PF	DQ	A	TO	Blk	Stl	Pts.	Avg.
2023-24	5	0	8	1	4	.250	0	3	.000	0	0	.000	1	3	4	0.8	0	0	0	1	0	0	2	0.4
TOTAL	5	0	8	1	4	.250	0	3	.000	0	0	.000	1	3	4	0.8	0	0	0	1	0	0	2	0.4


PLAYERS

15 ASA THOMAS (ACE-uh) F • 6-7 • 185 • LAKE FOREST (ILL.) • FRESHMAN

LAST FIVE GAMES	Date	Opponent	W/L	Min.	Field Goals			3-PT			Rebounds			PF	A	TO	Blk	Stl	+/-	Pts.
					FG	FGA	Pct.	FG	FGA	Pct.	FT	FTA	Pct.	OR	DR	TOT				

Notes

- Redshirting the 2023-24 season.
- Thomas is a 6-7, 185-pound guard from Lake Forest, Ill. and is rated a three-star prospect, according to 247Sports and Rivals.
- Thomas led the Illinois Wolves (AAU) in scoring this past summer on the UAA circuit averaging 15.1 points per game, while shooting 45.0 percent from the field and 38.0 percent from three. He was recognized by Synergy Sports as being the most offensively efficient player on the UAA 17U circuit this past summer. Thomas averaged a circuit-best 1.07 points per possession.
- At Lake Forest High School, Thomas averaged 17.1 points and 6.3 rebounds per game, while shooting 40.3 percent from three and 85.2 percent from the foul line. He made a school-record 98 three-point field goals and scored 1,130 career points.
- Thomas was ranked as the eighth-best player in the 2023 class from the state of Illinois.
- Thomas chose Clemson over Illinois, Iowa, Wisconsin, Virginia Tech, Marquette and DePaul.



2023-24 SEASON HIGHS

PTS.....

FG.....

3FG.....

FT.....

OR.....

DR.....

TOT.....

AST.....

STL.....

BLK.....

MIN.....

CAREER HIGHS

PTS.....

FG.....

3FG.....

FT.....

OR.....

DR.....

TOT.....

AST.....

STL.....

BLK.....

MIN.....

Player Facts
 Major: Sports Communication
 Birthday: February 16, 2005
 Instagram: @_asathomas_

Full bio, game-by-game stats, career stats and NIL opportunities available:

CLEMSONTIGERS.COM

Career Stats		Field Goals			3-PT			Rebounds										PF	DQ	A	TO	Blk	Stl	Pts.	Avg.
Year	GP	GS	Min.	FG	FGA	Pct.	FG	FGA	Pct.	FT	FTA	Pct.	OR	DR	TOT	Avg.	PF	DQ	A	TO	Blk	Stl	Pts.	Avg.	
2023-24	REDSHIRT																								
TOTAL																									

20 MATT KELLY G • 6-2 • 175 • PORTER-GAUD (S.C.) • JUNIOR

LAST FIVE GAMES	Date	Opponent	W/L	Min.	Field Goals			3-PT			Rebounds			PF	A	TO	Blk	Stl	+/-	Pts.			
					FG	FGA	Pct.	FG	FGA	Pct.	FT	FTA	Pct.	OR	DR	TOT							
	11/24	Alcorn State	W	1	0	0	.000	0	0	.000	0	0	.000	0	0	0	0	0	0	0	0	0	0
	12/22	Queens	W	2	0	1	.000	0	0	.000	0	0	.000	0	0	0	0	0	0	0	1	0	-5
	12/29	Radford	W	3	0	0	.000	0	0	.000	0	0	.000	0	0	0	0	0	0	0	0	0	-1
	3/13	Boston College	L	1	0	0	.000	0	0	.000	0	0	.000	0	0	0	0	0	0	0	0	0	2
	3/22	New Mexico	W	1	0	0	.000	0	0	.000	0	0	.000	0	0	0	0	0	0	1	0	0	-2

Career

- Appeared in six games last season and totaled seven minutes last season.
- Scored first career points at North Carolina (Feb. 11).
- Finished the season 2-for-2 from the field, scoring in two games, including a win over Florida State (Feb. 15).
- Attended Porter-Gaud High School and lettered in both football and basketball.



2023-24 SEASON HIGHS

PTS.....2, 2x, last vs. Florida State (2/15/23)

FG.....1, 2x, last vs. Florida State (2/15/23)

3FG.....

FT.....

OR.....

DR.....1 vs. Richmond (12/17/22)

TOT.....1 vs. Richmond (12/17/22)

AST.....1 vs. Richmond (12/17/22)

1 vs. Queens (12/22/23).....STL.....1, 2x, last vs. Queens (12/22/23)

.....BLK.....

3 vs. Radford (12/29/23).....MIN.....3 vs. Radford (12/29/23)

CAREER HIGHS

PTS.....

FG.....

3FG.....

FT.....

OR.....

DR.....

TOT.....

AST.....

STL.....

BLK.....

MIN.....

Player Facts
 Major: Parks, Recreation, Tourism Management
 Birthday: August 1, 2002
 Instagram: @matt.kelly1

Full bio, game-by-game stats, career stats and NIL opportunities available:

CLEMSONTIGERS.COM

Career Stats		Field Goals			3-PT			Rebounds										PF	DQ	A	TO	Blk	Stl	Pts.	Avg.
Year	GP	GS	Min.	FG	FGA	Pct.	FG	FGA	Pct.	FT	FTA	Pct.	OR	DR	TOT	Avg.	PF	DQ	A	TO	Blk	Stl	Pts.	Avg.	
2022-23	6	0	7	2	2	1.000	0	0	.000	0	0	.000	0	1	1	0.2	0	0	1	0	0	1	4	0.7	
2023-24	5	0	9	0	1	.000	0	0	.000	0	0	.000	0	0	0	0.0	0	0	0	1	0	1	0	0.0	
TOTAL	11	0	17	2	3	.667	0	0	.000	0	0	.000	0	1	1	0.1	0	0	1	1	0	2	4	0.4	



PLAYERS

21 CHAUNCEY WIGGINS F • 6-10.5 • 210 • GRAYSON (GA.) • SOPHOMORE


LAST FIVE GAMES	Date	Opponent	W/L	Min.	Field Goals			3-PT			Rebounds			PF	A	TO	Blk	Stl	+/-	Pts.			
					FG	FGA	Pct.	FG	FGA	Pct.	FT	FTA	Pct.								OR	DR	TOT
	3/5	Syracuse	W	12	1	3	.333	0	1	.000	0	0	.000	0	0	0	2	0	0	0	2		
	3/9	Wake Forest	L	16	2	3	.667	1	1	1.000	0	0	.000	1	0	1	1	0	2	0	5	5	
	3/13	Boston College	L	11	0	1	.000	0	1	.000	0	0	.000	0	0	0	2	1	1	0	0	-1	0
	3/22	New Mexico	W	12	2	6	.333	1	1	1.000	0	0	.000	1	2	3	1	0	0	0	1	2	5
	3/24	Baylor	W	19	1	2	.500	0	1	.000	0	0	.000	0	1	1	2	1	0	1	0	5	2

Notes

- Career high of 19 points at Memphis (12/16). Finished 8-for-12 from the floor (new career best) and 3-for-6 from three (tied career best). Same building as NCAA Tournament game against New Mexico (FedexForum).

Career

- Appeared in 27 games last season, all off of the Tiger bench. He averaged 8.9 minutes per game.
- Averaged 2.4 points, 0.9 rebounds and 0.4 assists per game last season, including two double-digit scoring games.
- Totaled three blocks and four steals.
- Finished the season shooting 44.4 percent from the floor, 40.0 percent from three and 66.7 percent at the foul line.
- Scored in double-figures twice in a three game stretch, including a career-high 12 points in a win over Georgia Tech (Jan. 24).
- He finished 5-for-7 from the floor and 2-for-3 from three.
- The 12 points and five made field goals were both season highs.
- Netted 10 points at Wake Forest (Jan. 17) and made a season high three 3-pointers. Also collected a season high four rebounds in the loss to Wake.
- Wiggins is a 6-9, 205-pound forward from Covington, Ga. and is rated a three-star prospect, according to 247Sports and Rivals.
- Wiggins averaged 12.1 points, 6.6 rebounds, 2.3 assists, 1.2 steals and 1.8 blocks per game last season for Grayson. He was high school teammates with current Tiger Ian Schieffelin (Loganville, Ga./Grayson).
- Wiggins is ranked as the fourth-best player in the 2022 class from the state of Georgia and is a Top 150 player according to 247Sports.
- Wiggins chose Clemson over NC State, Georgia, South Florida and Maryland.



2023-24 SEASON HIGHS	CAREER HIGHS
19 at Memphis (12/16/23).....PTS.....	19 at Memphis (12/16/23)
8 at Memphis (12/16/23).....FG.....	8 at Memphis (12/16/23)
4 at Miami (Fla.) (1/3/24).....3FG.....	4 at Miami (Fla.) (1/3/24)
3 vs. Boston College (1/13/24).....FT.....	3 vs. Boston College (1/13/24)
2, 2x, last vs. Radford (12/29/23).....OR.....	2 at Memphis (12/16/23)
5, 3x, last vs. Queens (12/22/23).....DR.....	5, 3x, last vs. Queens (12/22/23)
7, 2x, last vs. Louisville (1/30/24).....TOT.....	7, 2x, last vs. Louisville (1/30/24)
4 vs. Louisville (1/30/24).....AST.....	4 vs. Louisville (1/30/24)
1, 3x, last at Syracuse (2/10/24).....STL.....	2 vs. Virginia Tech (1/21/23)
3 vs. Louisville (1/30/24).....BLK.....	3 vs. Louisville (1/30/24)
34 at Memphis (12/16/23).....MIN.....	34 at Memphis (12/16/23)

Player Facts
 Major: Parks, Recreation, Tourism Management
 Birthday: February 7, 2004
 Instagram: @chauncey30

Full bio, game-by-game stats, career stats and NIL opportunities available:

Career Stats		Field Goals			3-PT			Rebounds			PF			A			TO			Blk			Stl			Pts.			Avg.		
Year	GP	GS	Min.	FG	FGA	Pct.	FG	FGA	Pct.	FT	FTA	Pct.	OR	DR	TOT	Avg.	PF	DQ	A	TO	Blk	Stl	Pts.	Avg.							
2022-23	27	0	241	24	54	.444	14	35	.400	2	3	.667	2	22	24	0.9	13	0	10	6	3	4	64	2.4							
2023-24	34	18	616	73	165	.442	27	80	.338	15	21	.714	19	57	76	2.2	44	0	32	26	10	6	188	5.5							
TOTAL	61	18	857	97	219	.443	41	115	.357	17	24	.708	21	79	100	1.6	57	0	42	32	13	10	252	4.1							

24 PJ HALL C • 6-10.5 • 238 • DORMAN (S.C.) • SENIOR

LAST FIVE GAMES	Date	Opponent	W/L	Min.	Field Goals			3-PT			Rebounds			PF	A	TO	Blk	Stl	+/-	Pts.			
					FG	FGA	Pct.	FG	FGA	Pct.	FT	FTA	Pct.								OR	DR	TOT
	3/5	Syracuse	W	34	11	19	.579	2	6	.333	1	2	.500	2	5	7	4	0	3	1	0	15	25
	3/9	Wake Forest	L	34	6	16	.375	1	6	.167	5	6	.833	0	2	2	5	4	3	0	3	1	18
	3/13	Boston College	L	31	8	14	.571	1	4	.250	4	5	.800	1	0	1	3	0	1	1	0	-20	21
	3/22	New Mexico	W	19	5	9	.556	2	3	.667	2	2	1.000	0	3	3	4	0	2	0	1	21	14
	3/24	Baylor	W	20	4	11	.364	0	1	.000	3	4	.750	0	3	3	5	1	2	1	0	-4	11

Notes

- Finished with 25 points and nine rebounds in win at No. 3 North Carolina (2/6).
- Career high 31 points and 17 rebounds in loss to Georgia Tech (1/16).
- First player to score more points than minutes played since Gabe DeVoe (3-3-15). Hall scored 27 points in 19 minutes.
- Seventh double-double of the season vs. Pittsburgh. 14th career double-double.
- Totaled 21 points and eight rebounds in 21 minutes in 85-77 win over Alabama.
- 29 20-point games in his career and 36-straight double-digit scoring games (ended 2/24 vs. FSU).
- Added 17 points and seven rebounds in a win over Davidson (11/12) to claim the Asheville Championship. He was named Tournament MVP in the process. Totaled a then-season-high 27 points and nine rebounds in a win over UAB (11/10).
- He opened the season with consecutive 20-point games, 20 against Winthrop and 27 against UAB. Hall is the first Clemson player to open the season with consecutive 20-point games since Will Solomon opened the 1999-00 season with consecutive 20-point games against East Tennessee State (21) and Wofford (28).



2023-24 SEASON HIGHS	CAREER HIGHS
31 vs. Georgia Tech (1/16/24).....PTS.....	31 vs. Georgia Tech (1/16/24)
11, 5x, last vs. Syracuse (3/5/24).....FG.....	12, 2x, last at Louisville (2/18/23)
4 at North Carolina (2/6/24).....3FG.....	4 at Florida State (2/15/22)
10 vs. Virginia (2/3/24).....FT.....	12 at Florida State (2/15/22)
9 vs. Georgia Tech (1/16/24).....AST.....	9 vs. Georgia Tech (1/16/24)
10 at Pittsburgh (12/3/23).....DR.....	10 at Pittsburgh (12/3/23)
17 vs. Georgia Tech (1/16/24).....TOT.....	17 vs. Georgia Tech (1/16/24)
4, 2x, last vs. Alcorn State (11/24/23).....OR.....	4, 4x, last vs. Alcorn State (11/24/23)
3, 2x, last vs. Georgia Tech (1/16/24).....STL.....	3, 4x, last vs. Georgia Tech (1/16/24)
4, 3x, last vs. Queens (12/22/23).....BLK.....	5 vs. Morehead State (3/15/23)
41 vs. Georgia Tech (1/16/24).....MIN.....	41 vs. Georgia Tech (1/16/24)

Player Facts
 Major: Sports Communication
 Birthday: February 21, 2002
 Instagram: @pjhall_24

Full bio, game-by-game stats, career stats and NIL opportunities available:

Career Stats		Field Goals			3-PT			Rebounds			PF			A			TO			Blk			Stl			Pts.			Avg.		
Year	GP	GS	Min.	FG	FGA	Pct.	FG	FGA	Pct.	FT	FTA	Pct.	OR	DR	TOT	Avg.	PF	DQ	A	TO	Blk	Stl	Pts.	Avg.							
2020-21	21	0	208	30	61	.492	2	15	.133	12	16	.750	14	28	42	2.0	28	0	2	9	5	4	74	3.5							
2021-22	30	29	823	179	363	.493	24	78	.308	82	105	.781	52	122	174	5.8	76	1	48	54	38	16	464	15.5							
2022-23	33	27	811	192	359	.535	33	83	.398	88	112	.786	52	135	187	5.7	75	0	33	57	37	22	505	15.3							
2023-24	34	34	984	227	463	.490	50	156	.321	124	157	.790	54	165	219	6.4	105	7	49	59	51	27	628	18.5							
TOTAL	117	90	2825	628	1246	.504	109	332	.328	306	390	.785	172	450	622	5.3	284	8	132	179	131	69	1671	14.2							

PLAYERS

32 DANIEL NAUSEEF (NAW-seef) F • 6-7 • 210 • CHAMINADE JULIENNE CATHOLIC (OHIO) • JUNIOR

LAST FIVE GAMES	Date	Opponent	W/L	Min.	Field Goals			3-PT			Rebounds												
					FG	FGA	Pct.	FG	FGA	Pct.	FT	FTA	Pct.	OR	DR	TOT	PF	A	TO	Blk	Stl	+/-	Pts.
	11/24	Alcorn State	W	1	0	0	.000	0	0	.000	0	0	.000	0	1	1	0	0	0	0	0	0	0
	12/22	Queens	W	4	0	1	.000	0	1	.000	0	0	.000	0	1	1	0	0	0	0	0	0	-2
	12/29	Radford	W	2	0	0	.000	0	0	.000	0	0	.000	0	1	1	1	0	0	0	0	0	-6
	3/13	Boston College	L	1	0	0	.000	0	0	.000	0	0	.000	0	0	0	0	0	0	0	0	0	2
	3/22	New Mexico	W	1	0	0	.000	0	0	.000	0	0	.000	0	0	0	1	0	0	0	0	0	-2

Career

- Appeared in seven games and played 10 minutes last season.
- Scored first career basket in a win over Richmond (Dec. 17). He was assisted by his brother Jack Nauseef on the play.
- Totaled his second basket of the season in home win over Notre Dame (March 4).
- Collected four rebounds in four separate games.
- Tallied first career assist in a win over Georgia Tech (Jan. 24). First career block was against Loyola Maryland (Nov. 21) and first career steal was against Notre Dame.
- Appeared in two games in 2021-22.
- Grabbed first career rebound at Notre Dame (Jan. 12).



2023-24 SEASON HIGHS	CAREER HIGHS
PTS.....	2, 2x, last vs. Notre Dame (3/4/23)
FG.....	1, 2x, last vs. Notre Dame (3/4/23)
3FG.....	
FT.....	
OR.....	1, 2x, last vs. Notre Dame (3/4/23)
DR.....	1, 4x, last vs. Queens (12/22/23)
TOT.....	1, 6x, last vs. Queens (12/22/23)
AST.....	1 at Georgia Tech (12/21/22)
STL.....	1 vs. Notre Dame (3/4/23)
BLK.....	1 vs. Loyola Maryland (11/21/22)
MIN.....	4 vs. Queens (12/22/23)

Player Facts
 Major: Microbiology
 Birthday: September 29, 2002
 Instagram: @dnauseef

Full bio, game-by-game stats, career stats and NIL opportunities available:

Career Stats

Year	GP	GS	Min.	Field Goals			3-PT			Rebounds															
				FG	FGA	Pct.	FG	FGA	Pct.	FT	FTA	Pct.	OR	DR	TOT	Avg.	PF	DQ	A	TO	Blk	Stl	Pts.	Avg.	
2021-22	2	0	2	0	0	.000	0	0	.000	0	0	.000	1	0	1	0.5	0	0	0	0	0	0	0	0	0.0
2022-23	7	0	8	2	3	.667	0	0	.000	0	0	.000	1	3	4	0.6	2	0	1	1	1	1	4	0.6	
2023-24	5	0	9	0	1	.000	0	1	.000	0	0	.000	0	3	3	0.6	2	0	0	0	0	0	0	0	0.0
TOTAL	14	0	19	2	4	.500	0	1	.000	0	0	.000	2	6	8	0.6	4	0	1	1	1	1	4	0.3	

33 BAS LEYTE (BOZ, LIGHT-uh) F • 6-10.5 • 225 • NEW HAMPTON (NETHERLANDS) • GRADUATE

LAST FIVE GAMES	Date	Opponent	W/L	Min.	Field Goals			3-PT			Rebounds													
					FG	FGA	Pct.	FG	FGA	Pct.	FT	FTA	Pct.	OR	DR	TOT	PF	A	TO	Blk	Stl	+/-	Pts.	
	1/13	Boston College	W	2	0	0	.000	0	0	.000	0	0	.000	0	0	0	0	0	1	0	0	0	0	0
	1/16	Georgia Tech	L	1	0	0	.000	0	0	.000	0	0	.000	0	0	0	0	0	0	0	0	0	0	0
	1/20	Florida State	W	2	1	1	1.000	0	0	.000	0	0	.000	0	0	0	1	0	0	0	0	0	0	2
	1/30	Louisville	W	6	0	0	.000	0	0	.000	0	0	.000	0	0	0	0	0	0	1	0	0	2	0
	2/21	Georgia Tech	W	3	0	2	.000	0	1	.000	0	0	.000	0	0	0	2	1	0	0	0	0	-2	0

Career

- Played in all 32 games with 30 starts last season.
- Finished the season with 244 points after averaging 7.6 points per game.
- Posted 139 rebounds on the season and averaged 3.4 per game.
- Finished out the season with 35 total assists.
- Totaled 13 double-figure scoring games.
- Notched a season-high of 16 points against Chattanooga on Feb. 18.
- Recorded a season-high of 10 rebounds against Marshall on Dec. 13.



2023-24 SEASON HIGHS	CAREER HIGHS
PTS.....	23 at Chattanooga (2/17/22)
FG.....	10 vs. The Citadel (2/10/22)
3FG.....	3 vs. The Citadel (2/5/20)
FT.....	12 vs. Elon (11/30/21)
OR.....	7 vs. UMass (11/19/21)
DR.....	6, 3x, last at Western Carolina (2/7/22)
TOT.....	10, 4x, last vs. Marshall (12/13/22)
AST.....	3, 6x, last at Chattanooga (2/18/23)
STL.....	7 vs. Coppin State (11/15/21)
BLK.....	3 at Furman (2/5/22)
MIN.....	34 vs. VMI (2/2/22)

Player Facts
 Major: Athletic Leadership
 Birthday: April 4, 2001
 Instagram: @basleyte

Full bio, game-by-game stats, career stats and NIL opportunities available:

Career Stats

Year	GP	GS	Min.	Field Goals			3-PT			Rebounds														
				FG	FGA	Pct.	FG	FGA	Pct.	FT	FTA	Pct.	OR	DR	TOT	Avg.	PF	DQ	A	TO	Blk	Stl	Pts.	Avg.
2019-20*	29	0	243	22	49	.449	8	21	.381	11	19	.579	18	21	39	1.3	22	0	5	4	3	8	63	2.2
2020-21*	29	0	227	15	31	.484	1	11	.091	6	13	.462	20	30	50	1.7	28	0	11	6	7	2	37	1.3
2021-22*	31	19	753	108	202	.535	2	18	.111	78	107	.729	82	103	185	6.0	55	1	27	39	13	19	296	9.5
2022-23*	32	30	756	97	200	.485	3	25	.120	47	72	.653	65	74	139	4.3	65	0	35	29	16	18	244	7.6
2023-24	20	0	91	6	11	.545	1	3	.333	2	5	.400	5	11	16	0.8	15	0	6	4	4	1	15	0.8
TOTAL	141	49	2071	248	493	.503	15	78	.192	144	216	.667	190	239	429	3.0	185	1	84	82	43	48	655	4.6

* Games played at UNCG



MISCELLANEOUS STATS

THE LAST TIME...

A player had a triple-double
 A player had a 20-point, 15-rebound game
 A player had a 20-point, 20-rebound game
 A player had 30+ points
 A player had 40+ points
 A player had 50+ points
 A player had 15+ field goals
 A player had 15+ free throws
 A player had 20+ rebounds
 A player had 15+ assists
 A player had 6+ steals
 A player had 8+ blocks
 A player converted a four-point play
 A player was perfect from the field (min. 10 FGA)
 A player was perfect from the foul line (min. 10 FTA)

1/26/93 vs. Maryland (Sharone Wright, 12p/14r/10b)
 1/16/24 vs. Georgia Tech (PJ Hall, 31p/17r; Ian Schieffelin 20p/15r)
 12/17/90 vs. SC State (Dale Davis, 22p/21r)
 1/16/24 vs. Georgia Tech (PJ Hall, 31)
 1/24/01 vs. Georgia Tech (Will Soloman, 41)
 2/17/1916 (J.W. Stribling, 50)
 1/14/87 vs. Furman (Horace Grant, 15)
 1/27/13 vs. Virginia Tech (Milton Jennings, 16)
 3/4/99 vs. Florida State (Harold Jamison, 20)
 2/13/02 vs. Wake Forest (Edward Scott, 16)
 2/13/16 vs. Georgia Tech (Avry Holmes, 6)
 2/6/16 vs. Virginia Tech (Landry Nnoko, 8)
 3/5/24 vs. Syracuse (Joseph Girard III, 5:42 2H)
 Never Accomplished
 2/24/23 vs. Florida State (Joseph Girard III, 10-10)

CLEMSON

OPPONENT

Never Accomplished
 Not accomplished since at least 2010
 1/11/06 vs. Wake Forest (Eric Williams, 22p/20r)
 1/10/24 at Virginia Tech (Sean Pedulla, 32)
 3/12/11 vs. North Carolina (Harrison Barnes, 40)
 2/24/55 at Furman (Darrell Floyd, 56)
 2/24/82 at Duke (Vince Taylor, 16)
 3/9/16 vs. Georgia Tech (Marcus Georges-Hunt, 15)
 3/6/19 at Notre Dame (John Mooney, 20)
 1/10/87 vs. Wake Forest (Tyrone "Mugsey" Bogues, 17)
 2/3/07 at Georgia Tech (Javaris Crittenton, 7)
 3/11/94 vs. Duke (Cherokee Parks, 10)
 11/19/23 vs. Boise State (Chibuzo Agbo, 8:32 1H)
 3/8/92 at Georgia Tech (Matt Geiger, 10-10)
 11/21/18 vs. Creighton (Ty-Son Alexander, 11-11)

A team scored 100+ points
 A team scored less than 40
 A team had 25+ assists
 A team had 50+ rebounds
 A team shot .650+ from the field
 A team did not miss a free throw (min. 10 FTA)
 A team did not make a three-pointer
 A team had two players score 30+ points
 A team had two players score 25+ points
 A team had two players score 20+ points
 A team had three players score 20+ points

12/22/23 vs. Queens (109)
 1/23/18 at Virginia (36)
 11/24/23 vs. Alcorn State (26)
 12/18/21 vs. South Carolina (51)
 2/22/20 at Boston College (.689)
 12/29/23 vs. Radford (14-14)
 1/26/19 at NC State (0-7)
 2/13/02 vs. Wake Forest (Stockman, 30; Scott, 30)
 1/13/24 vs. Boston College (Hall, 26; Girard III 26)
 3/5/24 vs. Syracuse (Hall, 25; Girard III, 21)
 3/4/06 vs. Georgia Tech (Hamilton, 24; Akingbala 22; Robinson, 22)

2/5/17 vs. Florida State (109)
 12/2/20 vs. SC State (38)
 2/1/68 vs. Georgia Tech (35)
 11/11/22 at South Carolina (50)
 2/5/17 at Florida State (.661)
 3/13/24 vs. Boston College (16-16)
 2/1/06 at Florida State (0-9)
 1/9/80 vs. Duke (Banks, 31; Gminski, 30)
 1/30/18 vs. North Carolina (Johnson, 32; Berry, 27)
 2/6/24 at North Carolina (Bacot, 24; Davis, 22)
 1/3/24 at Miami (Fla.) (Pack 25, Omier 23, Cleveland 23)

A team had two double-doubles
 A team had three double-doubles
 A team had six players score 10+ points

2/27/24 vs. Pittsburgh (Schieffelin, Hall)
 1/11/14 vs. Duke (McDaniels, Blossomgame, Nnoko)
 12/14/21 vs. Miami (Oh.) (W, 89-76)

1/17/23 at Wake Forest (Carr, Hildreth)
 2/28/90 vs. Duke (Henderson, Hurley, Laettner)
 12/2/01 vs. Duke (L, 80-96)

Played an overtime game 1/16/24 vs. Georgia Tech (90-93)
 Played a double-overtime game 1/16/24 vs. Georgia Tech (90-93); 11/29/22 vs. Penn State (101-94); 3/2/14 vs. Maryland (77-73)
 Played a triple-overtime game 2/18/84 vs. Maryland (65-66)
 Clemson was ranked (AP Poll) January 8, 2024 (21)
 Clemson played a ranked opponent (AP Poll) vs. No. 14 Baylor (72-64) on March 24, 2024
 Clemson played a ranked opponent on the road (AP Poll) at No. 3 North Carolina (80-76) on Feb. 6, 2024
 Clemson defeated a ranked opponent (AP Poll) vs. No. 14 Baylor (72-64) on March 24, 2024
 Clemson defeated a ranked opponent on the road (AP Poll) at No. 3 North Carolina (80-76) on Feb. 6, 2024
 Clemson defeated a ranked opponent in the postseason (AP Poll) vs. No. 14 Baylor (72-64) on March 24, 2024 (NCAA Tournament Second Round)
 Clemson lost to a ranked opponent (AP Poll) at No. 12 Duke (71-72) on January 27, 2024
 Clemson faced No. 1 (AP Poll) vs. Duke (68-87) on January 5, 2019
 Clemson defeated No. 1 (AP Poll) vs. North Carolina (75-65) on February 18, 2001
 Clemson defeated Top 5 (AP Poll) at No. 3 North Carolina (80-76) on Feb. 6, 2024
 Clemson defeated Top 10 (AP Poll) at No. 3 North Carolina (80-76) on Feb. 6, 2024

MISCELLANEOUS STATS

Dunks (69): Jack Clark (5), RJ Godfrey (12), PJ Hall (22), Chase Hunter (7), Ian Schieffelin (17), Chauncey Wiggins (6)
Charges Taken (20): Joseph Girard III (4), PJ Hall (10), Chase Hunter (2), Dillon Hunter (1), Ian Schieffelin (4)
20-Point Games (25): Joseph Girard III (9), PJ Hall (12), Chase Hunter (3), Ian Schieffelin (1)
30-Point Games (1): PJ Hall (1)
Double-Doubles (17): PJ Hall (7), Ian Schieffelin (10)
Double Figure Scoring (118): Josh Beadle (1), Jack Clark (1), Joseph Girard III (28), RJ Godfrey (8), PJ Hall (32), Chase Hunter (24), Ian Schieffelin (18), Chauncey Wiggins (7)
Double Figure Rebounding (26): Jack Clark (2), J Godfrey (1), PJ Hall (7), Ian Schieffelin (16)
Led Clemson in Scoring: Joseph Girard III (8), PJ Hall (13), Chase Hunter (4), Ian Schieffelin (2), Chauncey Wiggins (1)
Led Clemson in Rebounding: Joseph Girard III (1), RJ Godfrey (1), PJ Hall (4), Chase Hunter (1), Ian Schieffelin (18)
Led Clemson in Assists: Josh Beadle (1), Jack Clark (1), Joseph Girard III (8), PJ Hall (1), Chase Hunter (11), Ian Schieffelin (7)
Consecutive Field Goals Made: PJ Hall (5) vs. Davidson (11/12/23)
Consecutive Points Scored: 12 by Joseph Girard III at Pittsburgh (12/3/23)
Consecutive Free Throws Made: 67 by Joseph Girard III (1/13 to 3/22)
Consecutive Three-Pointers Made: 4 by Joseph Girard III vs. Davidson (11/12/23)
Largest Lead: 43 vs. Radford (12/29/23)
Largest Deficit: 18 vs. Davidson (11/12/23)
Largest Halftime Deficit: 8 vs. Virginia (2/3/24)
Largest Deficit Overcome for Victory: 18 vs. Davidson (8:45 1H, 11/12/23)
Most Consecutive Clemson Points: 14 vs. UAB (11/10/23); 14 vs. Queens (12/22/23); 14 at Georgia Tech (2/21/24)
Most Consecutive Opponent Points: 18 vs. Davidson (11/12/23)

CLEMSON'S RECORD...

Overall 23-11
 At home 12-4
 On the road 6-6
 At neutral sites 5-1
 In overtime 0-1
 Vs. ranked opponents 3-2
 In games decided by 3 points or less 2-5
 In games decided by 5 points or less 2-1
 In games decided by 7 or more points 17-5
 When leading at halftime 18-4
 When trailing at halftime 4-6
 When tied at halftime 1-1
 When leading with 5:00 left 23-4
 When trailing with 5:00 left 0-6
 When leading with 1:00 left 22-3
 When trailing with 1:00 left 1-8
 When shooting 50% or better 9-0
 When opponent shoots less than 50% 21-6
 When scoring 70 or more points 21-7
 When winning the rebound margin 15-4
 When winning the turnover margin 9-5
 When winning points in the paint 18-6
 When winning bench points 14-3
 In November 6-0
 In December 5-1
 In January 3-5
 In February 6-2
 In March 3-3

2023-24 STARTING LINEUPS (3)

Lineup #	Game #	G	G	G/F	F	C	G	W-L	PCT.
1	1-3, 7-16, 18-21, 29	C. Hunter	Girard III	Wiggins	Schieffelin	Hall	18	11-7	.611
2	4-6, 22-28, 30-34	C. Hunter	Girard III	Clark	Schieffelin	Hall	15	12-3	.800
3	17	C. Hunter	Girard III	D. Hunter	Schieffelin	Hall	1	0-1	.000

SUPERLATIVE STATS

INDIVIDUAL GAME HIGHS/INDIVIDUAL HIGHS UNDER BROWNELL

italic indicates all-time under Coach Brownell

CLEMSON		OPPONENT	
	HIGHS		HIGHS
Points	31, PJ Hall, 1/16/24 vs. Georgia Tech <i>33, Jaron Blossomgame, 2/20/16 at NC State</i>	Points	32, Sean Pedulla, 1/10 at Virginia Tech <i>40, Harrison Barnes, 3/12/11 vs. North Carolina</i>
FG	11, PJ Hall, 5x, last 3/5/24 vs. Syracuse <i>13, Jaron Blossomgame, last on 2/8/16 vs. Notre Dame</i>	FG	11, Tre White, 1/30 vs. Louisville <i>12, last by Landers Nolley II, 11/5/19 vs. Virginia Tech</i>
FGA	23, PJ Hall, 1/16/24 vs. Georgia Tech <i>24, KJ McDaniels, 2/11/14 at Notre Dame</i>	FGA	22, Claudell Harris Jr., 3/13 vs. Boston College <i>23, Landers Nolley II, 11/5/19 vs. Virginia Tech</i>
FG Perfection	5, Ian Schieffelin, 2/10/24 at Syracuse <i>7, last by Ian Schieffelin, 3/4/23 vs. Notre Dame</i>	FG Perfection	3, Matthew Marsh, 3/9 at Wake Forest <i>8, Mark Williams, 2/10/22 vs. Duke</i>
3FG	6, Joseph Girard III, 12/3/23 at Pittsburgh <i>8, Marcquise Reed, 2/21/18 at Virginia Tech*</i>	3FG	6, many (3), last by Sean Pedulla, 1/10 at Virginia Tech <i>8, Lamar Peters, 12/8/18 vs. Mississippi State</i>
3FGA	11, Joseph Girard III, 1/13/24 vs. Boston College <i>20, Marcquise Reed, 2/21/18 at Virginia Tech</i>	3FGA	16, Claudell Harris Jr., 3/13 vs. Boston College <i>16, Claudell Harris Jr., 3/13/24 vs. Boston College</i>
3FG Perfection	2, PJ Hall, 12/22/23 vs. Queens <i>5, Gabe DeVoe, 11/24/17 vs. Texas Southern</i>	3FG Perfection	3, Mohamed Diarra, 2/17 vs. NC State <i>5, last by Chris Childs, 11/15/21 vs. Bryant</i>
FT	10, PJ Hall, 2/3/24 vs. Virginia; Joseph Girard III, 2/24/24 vs. Florida State <i>16, Milton Jennings, 1/27/13 vs. Virginia Tech</i>	FT	10, Armando Bacot, 2/6 at North Carolina <i>15, Marcus Georges-Hunt, 3/9/16 at Georgia Tech</i>
FTA	12, PJ Hall, 2/3/24 vs. Virginia <i>18, Milton Jennings, 1/27/13 vs. Virginia Tech</i>	FTA	12, David Jones, 12/16 at Memphis <i>16, Marcus Georges-Hunt, 3/9/16 at Georgia Tech</i>
FT Perfection	10, Joseph Girard III, 2/24/24 vs. Florida State <i>10, Brevin Galloway, 2/25/23 at NC State; Joseph Girard III, 2/24/24 vs. Florida State</i>	FT Perfection	8, Sean Pedulla, 1/10 at Virginia Tech; Tae Davis, 3/2 at Notre Dame <i>8, Sean Pedulla, 1/10 at Virginia Tech; Tae Davis, 3/2 at Notre Dame</i>
Rebounds	17, Ian Schieffelin, 12/3/23 at Pittsburgh; PJ Hall, 1/16/24 vs. Georgia Tech <i>17, Ian Schieffelin, 12/3/23 at Pittsburgh; PJ Hall, 1/16/24 vs. Georgia Tech</i>	Rebounds	16, Armando Bacot, 1/6 vs. North Carolina <i>20, John Mooney, 3/9/19 at Notre Dame</i>
Offensive Reb.	9, PJ Hall, 1/16/24 vs. Georgia Tech <i>9, Ian Schieffelin, 11/7 vs. The Citadel; PJ Hall, 1/16/24 vs. Georgia Tech</i>	Offensive Reb.	6, Ernest Udeh Jr., 12/9 vs. TCU; Devin McGlockton, 3/13 vs. Boston College <i>8, Jordan Murphy, 11/30/15 at Minnesota</i>
Assists	7, Chase Hunter, 11/24/23 vs. Alcorn State; 2/10/24 at Syracuse <i>11, last by Chase Hunter, 2/22/23 vs. Syracuse</i>	Assists	7, Sean Peduall/MJ Collins, 1/10 at Virginia Tech <i>13, Kendall Marshall, 2/18/12 at North Carolina</i>
Blocks	4, by many (5), last by Ian Schieffelin, 1/6/24 vs. North Carolina <i>8, last by Landry Nnoko, 2/6/16 at Virginia Tech</i>	Blocks	4, 2x, last by Kyle Filipowski, 1/27 at Duke <i>7, James Banks III, 2/6/19 at Georgia Tech</i>
Steals	5, Ian Schieffelin, 1/6/24 vs. North Carolina <i>6, Avry Holmes, 2/13/16 vs. Georgia Tech</i>	Steals	4, by many (5), last by Maliq Brown and Justin Taylor, 2/10/24 at Syracuse <i>6, Makai Ashton-Langford, 1/31/23 at Boston College</i>
Minutes	43, Joseph Girard III, 1/16/24 vs. Georgia Tech <i>48, KJ McDaniels, 3/2/14 vs. Maryland</i>	Minutes	43, Kowacie Reeves, 1/16 vs. Georgia Tech <i>50, Eric Atkins, 2/11/14 at Notre Dame</i>

^ - denotes one overtime period, * - denotes school record

2023-24 TEAM HIGHS & LOWS

CLEMSON		OPPONENT	
	HIGHS		LOWS
Points	109, 12/22 vs. Queens55, 1/6 vs. North Carolina, 3/13 vs. Boston College	Points	95, 1/3 at Miami (Fla.) 56, 11/6 vs. Winthrop
1st Half Points	69, 12/22 vs. Queens 23, 11/12 vs. Davidson; 12/6 vs. South Carolina	1st Half Points	53, 1/10 vs. Virginia Tech 22, 1/30 vs. Louisville
2nd Half Points	52, 11/28 at Alabama 21, 1/6 vs. North Carolina	2nd Half Points	60, 1/3 at Miami (Fla.) 26, 2/21 at Georgia Tech
1st Half FG%	71.1, 12/22 vs. Queens 29.0, 1/27 at Duke	1st Half FG%	64.5, 1/10 vs. Virginia Tech 24.2, 1/30 vs. Louisville
2nd Half FG%	70.4, 12/29 vs. Radford 31.4, 2/6 vs. North Carolina	2nd Half FG%	75.0, 1/3 at Miami (Fla.) 24.0, 2/21 at Georgia Tech
Scoring Margin	+35, 12/29 vs. Radford -15, 1/10 vs. Virginia Tech	FG	35, 1/3 at Miami (Fla.) 16, 2/21 at Georgia Tech
FG	43, 12/22 vs. Queens 19, 3/13 vs. Boston College	FGA	74, 12/22 vs. Queens52, 11/6 vs. Winthrop; 11/24 vs. Alcorn State
FGA	70, 2x, last 1/16 vs. Georgia Tech 48, 2/27 vs. Pittsburgh	FG%	54.4, 1/10 vs. Virginia Tech29.7, 3/22 vs. New Mexico
FG%	63.2, 12/22 vs. Queens 35.2, 3/13 vs. Boston College	3FG	15, 1/16 vs. Georgia Tech 2, 1/30 vs. Louisville
3FG	14, 2/21 at Georgia Tech 1, 1/6 vs. North Carolina	3FGA	42, 12/22 vs. Queens 14, 11/24 vs. Alcorn State
3FGA	32, 11/6 vs. Winthrop 14, 2/10 at Syracuse	3FG% (Min. 10)	54.2, 1/10 vs. Virginia Tech 10.0, 1/30 vs. Louisville
3FG% (Min. 10)	53.3, 11/19 vs. Boise State 5.6, 1/6 vs. North Carolina	FT	25, 12/9 vs. TCU 4, 2/14 vs. Miami (Fla.)
FT	29, 1/16 vs. Georgia Tech 4, 11/12 vs. Davidson	FTA	33, 2x, last 1/27 at Duke 5, 2/14 vs. Miami (Fla.)
FTA	38, 1/16 vs. Georgia Tech 7, 2/21 at Georgia Tech	FT% (Min. 10)	100.0, 3/13 vs. Boston College 54.5, 12/3 at Pittsburgh
FT% (Min. 10)	100.0, 12/29 vs. Radford 61.1, 11/24 vs. Alcorn State	Rebounds	48, 1/30 vs. Louisville 13, 12/29 vs. Radford
Rebounds	45, 2x, last 1/16 vs. Georgia Tech 26, 11/10 vs. UAB	Offensive Reb.	21, 1/30 vs. Louisville 2, 11/24 vs. Alcorn State; 12/29 vs. Radford
Offensive Reb.	22, 1/16 vs. Georgia Tech 4, 1/30 vs. Louisville	Assists	19, 1/3 at Miami (Fla.) 4, 1/30 vs. Louisville; 2/27 vs. Pittsburgh
Rebound Margin	+32, 12/29 vs. Radford -19, 1/30 vs. Louisville	Turnovers	16, 1/30 vs. Louisville 3, 2/27 vs. Pittsburgh
Assists	26, 11/24 vs. Alcorn State 6, 1/6 vs. North Carolina	Blocks	5, 2x, last 2/17 vs. NC State 0, 3x, last 3/2 at Notre Dame
Turnovers	21, 2/10 at Syracuse 4, 2/3 vs. Virginia	Steals	14, 2/10 at Syracuse 0, 2/21 at Georgia Tech
Blocks	9, 1/6 vs. North Carolina; 2/24 vs. Florida State ... 1, 3x, last 2/6 vs. North Carolina	Fouls	24, 2/24 vs. Florida State 8, 2/21 at Georgia Tech
Steals	9, 3/9 at Wake Forest 1, 2/27 vs. Pittsburgh		
Fouls	24, 12/9 vs. TCU 6, 12/29 vs. Radford; 2/14 vs. Miami (Fla.)		

TEAM HIGHS & LOWS UNDER BROWNELL

CLEMSON		OPPONENT	
	HIGHS		LOWS
Points	109, 12/22/23 vs. Queens 36, 1/23/18 at Virginia	Points	109, 2/5/17 at Florida State 35, 12/14/13 vs. Furman
1st Half Points	69, 12/22/23 vs. Queens 10, last on 2/7/13 at Virginia	1st Half Points	51, 2/5/17 at Florida State 14, last on 11/21/22 vs. Loyola Maryland
2nd Half Points	56, last on 1/16/18 at North Carolina 13, last on 1/23/18 at Virginia	2nd Half Points	60, 1/3/24 at Miami (Fla.) 11, 12/20/19 vs. Jacksonville
1st Half FG%	71.1, 12/22/23 vs. Queens 12.0, 1/8/13 at Duke	1st Half FG%	64.0, 3/4/12 at Florida State 17.2, 2/14/13 at Georgia Tech
2nd Half FG%	85.0, 1/12/11 vs. Georgia Tech 23.5, 3/2/11 at Duke	2nd Half FG%	75.0, 1/3 at Miami (Fla.) 16.7, 11/13/13 vs. Delaware State
Scoring Margin	+45, 11/14/14 vs. Florida A&M -48, 2/5/17 at Florida State	FG	41, 2/5/17 at Florida State 11, 12/17/10 vs. Savannah State
FG	43, 12/22/23 vs. Queens 14, last on 12/15/19 vs. South Carolina	FGA	79, 3/2/14 vs. Maryland 38, 2/25/14 at Wake Forest
FGA	73, 3/4/12 at Florida State 33, 1/12/13 vs. Virginia	FG%	66.1, 2/5/17 at Florida State 22.9, 12/17/10 vs. Savannah State
FG%	69.2, 1/12/11 vs. Georgia Tech 25.9, 1/12/19 vs. Virginia	3FG	19, 12/8/18 vs. Mississippi State 1, last on 2/13/16 vs. Georgia Tech
3FG	15, 1/30/18 vs. North Carolina 0, last on 1/26/19 at NC State	3FGA	42, 12/22/23 vs. Queens 9, last on 11/23/12 vs. UTEP
3FGA	36, last on 2/21/18 at Virginia Tech 7, 1/26/19 at NC State	3FG% (Min. 10)	72.7, 2/7/12 vs. Maryland 7.7, 11/13/13 vs. Delaware State
3FG% (Min. 10)	78.6, 1/12/11 vs. Georgia Tech 5.6, 1/6 vs. North Carolina	FT	25, last on 2/15/22 at Florida State 1, last on 12/23/12 vs. SC State
FT	32, 1/10/16 vs. Louisville 0, last on 1/25/22 at Duke	FTA	35, 1/22/11 at Maryland 1, 2/14/12 vs. Virginia
FTA	46, 11/12/10 vs. Western Carolina 1, last on 1/25/22 at Duke	FT% (Min. 10)	100.0, 3/13/24 vs. Boston College 18.2, 11/22/13 vs. Davidson
FT% (Min. 10)	100.0, 1/31/23 at Boston College (16-16) 38.5, 2/25/14 at Wake Forest (5-13)	Rebounds	63, 3/2/14 vs. Maryland 13, 12/29/23 vs. Radford
Rebounds	51, last on 12/18/21 vs. South Carolina 19, 1/31/12 at Virginia	Offensive Reb.	24, 1/10/16 vs. Louisville 1, 1/12/12 at Boston College
Offensive Reb.	23, last on 12/13/16 vs. SC State 2, 1/19/16 at Virginia	Assists	26, 2/5/17 at Florida State 2, 12/18/18 vs. Charleston Southern
Rebound Margin	+32, 12/29/23 vs. Radford -22, 1/10/16 vs. Louisville	Turnovers	25, 1/1/13 vs. The Citadel 4, 11/21/13 vs. Temple
Assists	28, 2/22/23 vs. Syracuse 3, last on 2/13/16 vs. Georgia Tech	Blocks	11, 12/22/21 at Virginia 0, last on 1/13/24 vs. Boston College
Turnovers	22, 2/5/17 at Florida State 1, 2/20/16 at NC State	Steals	17, 12/12/20 vs. Alabama 0, 11/17/17 vs. Hofstra; 2/21/24 at Georgia Tech
Blocks	12, last on 11/17/13 vs. South Carolina 0, last on 3/2/13 at Virginia Tech	Fouls	32, 11/12/10 vs. Western Carolina 6, 12/29/23 vs. Radford
Steals	16, 1/1/13 vs. The Citadel 0, last on 1/11/18 at NC State		
Fouls	26, 1/17/23 at Wake Forest 5, 12/13/16 vs. SC State		



GAME-BY-GAME RESULTS

Opponent	Score	By Periods	FGM-A-Pct.	3FGM-A-Pct	FTM-A-Pct.	Reb (O-D)	PF-DQ	A	TO	BS	S	1H-FG%	2H-FG%	Bench
H-Winthrop	56	24-32	18-52-.346	5-18-.278	15-18-.833	30 (6-24)	13-0	6	14	0	6	.350	.344	17
Clemson	78	33-45	27-62-.435	13-32-.406	11-12-.917	39 (10-29)	17-0	21	10	6	7	.367	.500	27
N-UAB	76	42-34	28-60-.467	9-22-.409	11-16-.688	39 (12-27)	23-2	14	14	2	5	.500	.429	34
Clemson	77	39-38	27-55-.491	6-19-.316	17-27-.630	26 (5-21)	16-0	16	10	7	4	.483	.500	16
N-Davidson	65	28-37	22-56-.393	9-25-.360	12-17-.706	35 (9-26)	15-0	12	9	2	5	.345	.444	24
Clemson	68	23-45	26-57-.456	12-31-.387	4-8-.500	31 (7-24)	16-0	17	10	6	3	.321	.586	27
H-Boise State	68	38-30	22-56-.393	7-23-.304	17-22-.773	25 (7-18)	18-0	9	11	1	9	.423	.367	17
Clemson	85	41-44	31-61-.508	8-15-.533	15-16-.938	40 (13-27)	18-0	15	12	6	3	.533	.484	27
H-Alcorn State	69	37-32	26-52-.500	5-14-.357	12-21-.571	28 (2-26)	17-0	8	9	3	4	.577	.423	5
Clemson	90	48-42	34-70-.486	11-29-.379	11-18-.611	42 (13-29)	15-1	26	7	2	5	.514	.457	17
A-Alabama	77	32-45	23-67-.343	11-35-.314	20-26-.769	41 (16-25)	15-0	12	7	3	7	.278	.419	12
Clemson	85	33-52	32-60-.533	11-21-.524	10-15-.667	41 (8-33)	22-0	12	11	7	4	.467	.600	24
A-Pittsburgh	70	26-44	25-58-.431	8-23-.348	12-22-.545	33 (10-23)	16-0	13	7	4	6	.375	.500	0
Clemson	79	37-42	28-60-.467	11-30-.367	12-15-.800	40 (11-29)	19-0	15	9	1	5	.417	.542	8
H-South Carolina	67	30-37	22-61-.361	10-30-.300	13-19-.684	38 (10-28)	15-0	13	8	3	5	.387	.333	12
Clemson	72	23-49	25-56-.446	8-18-.444	14-20-.700	42 (9-33)	16-0	13	10	7	5	.310	.593	9
N-TCU	66	35-31	19-59-.322	3-16-.188	25-33-.758	38 (15-23)	20-1	10	9	2	10	.324	.320	18
Clemson	74	36-38	24-58-.414	7-27-.259	19-24-.792	43 (13-30)	24-1	18	13	5	5	.483	.345	15
A-Memphis	79	32-47	29-67-.433	4-26-.154	17-23-.739	35 (11-24)	14-0	12	6	2	9	.371	.500	25
Clemson	77	39-38	30-61-.492	7-23-.304	10-15-.667	37 (8-29)	20-0	20	15	4	3	.500	.483	5
H-Queens	79	36-43	28-74-.378	14-42-.333	9-13-.692	33 (12-21)	15-0	12	10	2	6	.351	.405	12
Clemson	109	69-40	43-68-.632	10-19-.526	13-17-.765	42 (6-36)	10-0	24	7	6	6	.711	.533	37
H-Radford	58	23-35	22-53-.415	8-22-.364	6-7-.857	13 (2-11)	13-0	8	9	4	7	.385	.444	15
Clemson	93	49-44	34-60-.567	11-29-.379	14-14-1.000	45 (15-30)	6-0	14	13	2	7	.455	.704	23
A-Miami (Fla.)	95	35-60	35-66-.530	11-24-.458	14-15-.933	36 (8-28)	10-0	19	9	3	7	.368	.750	0
Clemson	82	35-60	31-68-.456	11-30-.367	9-9-1.000	32 (9-23)	14-1	15	11	3	5	.429	.485	8
H-North Carolina	65	34-31	25-60-.417	8-23-.348	7-12-.583	44 (14-30)	16-0	14	10	3	3	.469	.357	14
Clemson	55	34-21	21-58-.362	1-18-.056	12-16-.750	33 (9-24)	14-1	6	5	7	9	.407	.323	2
A-Virginia Tech	87	53-34	31-57-.544	13-24-.542	12-14-.857	35 (9-26)	10-0	17	11	5	7	.645	.423	39
Clemson	72	44-28	28-63-.444	9-26-.346	7-8-.875	28 (10-18)	14-0	13	11	3	4	.552	.353	13
H-Boston College	78	35-43	30-59-.508	10-25-.400	8-12-.667	23 (5-18)	16-0	11	8	0	7	.419	.607	10
Clemson	89	44-45	32-59-.542	7-20-.350	18-22-.818	38 (10-28)	14-0	10	9	4	4	.424	.692	16
H-Georgia Tech	93	30-41-11-11	31-62-.500	15-35-.429	16-20-.800	33 (9-24)	15-1	13	12	4	5	.355	.583	33
Clemson	90	32-39-11-8	29-70-.414	3-21-.143	29-38-.763	45 (22-23)	15-1	13	10	4	5	.414	.522	8
A-Florida State	67	30-37	22-54-.407	4-18-.222	19-26-.731	22 (3-19)	20-0	7	11	4	5	.414	.400	18
Clemson	78	30-48	25-49-.510	7-17-.412	21-25-.840	39 (7-32)	19-1	17	15	1	6	.423	.609	28
A-Duke	72	32-40	21-51-.412	9-21-.429	21-33-.636	33 (4-29)	17-0	8	7	4	7	.379	.455	6
Clemson	71	26-45	23-60-.383	7-23-.304	18-22-.818	42 (11-31)	20-1	14	9	2	3	.290	.483	20
H-Louisville	64	22-42	22-64-.344	2-20-.100	18-23-.783	48 (21-27)	20-1	4	16	0	7	.242	.452	12
Clemson	70	34-36	22-51-.431	5-22-.227	21-25-.840	29 (4-25)	20-1	13	13	6	4	.500	.379	5
H-Virginia	66	34-32	26-59-.441	5-15-.333	9-13-.692	38 (15-23)	17-1	9	6	4	3	.419	.464	21
Clemson	65	26-39	20-56-.357	7-20-.350	18-21-.857	33 (13-20)	11-0	9	4	2	3	.355	.360	5
A-North Carolina	76	34-42	24-65-.369	9-27-.333	19-25-.760	43 (9-34)	20-0	14	6	1	4	.314	.433	12
Clemson	80	43-37	27-68-.397	11-31-.355	15-20-.750	42 (11-31)	20-0	14	5	1	3	.485	.314	7
A-Syracuse	68	24-44	25-64-.391	7-23-.304	11-15-.733	24 (8-16)	15-0	11	8	2	14	.294	.500	13
Clemson	77	37-40	31-51-.608	6-14-.429	9-13-.692	41 (7-34)	12-0	17	21	5	5	.567	.667	12
H-Miami (Fla.)	60	30-30	22-59-.373	12-32-.375	4-5-.800	34 (8-26)	12-0	17	12	2	4	.314	.458	9
Clemson	77	31-46	25-56-.446	13-30-.433	14-17-.824	36 (7-29)	6-0	18	8	2	5	.357	.536	13
H-NC State	78	39-39	27-55-.491	9-20-.450	15-22-.682	31 (5-26)	15-1	12	7	5	8	.433	.560	16
Clemson	77	35-42	27-58-.466	9-24-.375	14-17-.824	33 (8-25)	15-0	11	11	2	2	.483	.448	16
A-Georgia Tech	57	31-26	16-53-.302	6-21-.286	19-21-.905	34 (10-24)	8-0	6	9	3	0	.357	.240	17
Clemson	81	43-38	31-58-.534	14-29-.483	5-7-.714	31 (5-26)	16-0	21	5	4	4	.500	.577	11
H-Florida State	63	28-35	24-65-.369	4-19-.211	11-15-.733	36 (15-21)	24-1	7	12	2	11	.323	.412	18
Clemson	74	38-36	22-50-.478	6-22-.273	24-30-.800	39 (10-29)	18-1	9	15	9	6	.478	.407	23
H-Pittsburgh	62	31-31	20-61-.328	7-25-.280	15-20-.750	32 (10-22)	10-0	4	3	2	5	.379	.281	15
Clemson	69	27-42	23-48-.479	7-15-.467	16-21-.762	39 (5-34)	17-0	10	11	2	1	.391	.560	10
A-Notre Dame	69	31-38	24-57-.421	10-28-.357	11-14-.786	35 (5-30)	11-0	11	7	0	6	.387	.462	11
Clemson	62	34-28	23-59-.390	5-28-.179	11-14-.786	35 (7-28)	15-0	10	7	2	2	.448	.333	4
H-Syracuse	75	30-45	28-59-.475	8-22-.364	11-16-.688	26 (8-18)	16-0	9	7	0	4	.414	.533	26
Clemson	90	42-48	32-57-.561	11-26-.423	15-16-.938	33 (8-25)	14-0	17	10	3	5	.515	.625	4
A-Wake Forest	81	34-47	29-50-.580	9-21-.429	14-16-.875	25 (3-22)	14-0	15	13	2	5	.519	.652	10
Clemson	76	28-48	26-56-.464	9-26-.346	15-16-.938	23 (6-17)	17-1	11	10	0	9	.375	.583	12
N-Boston College	76	40-36	25-58-.431	10-29-.345	16-16-1.000	43 (13-30)	16-0	12	9	3	5	.382	.500	12
Clemson	55	28-27	19-54-.352	4-20-.200	13-17-.765	27 (8-19)	15-0	10	8	3	4	.370	.333	7
N-New Mexico	56	28-28	19-64-.297	3-23-.130	15-23-.652	42 (17-25)	16-1	6	13	2	4	.343	.241	12

SEASON STATISTICS



2023-24 Clemson Men's Basketball Combined Team Statistics All games

Page 1/1
as of Mar 25, 2024

Game Records

Record	Overall	Home	Away	Neutral
ALL GAMES	23-11	12-4	6-6	5-1
CONFERENCE	11-9	6-4	5-5	0-0
NON-CONFERENCE	12-2	6-0	1-1	5-1

Score by Periods

Team	1st	2nd	OT	TOT
Clemson	1244	1363	19	2626
Opponents	1093	1287	22	2402

Team Box Score

No.	Player	Total			3-Point			F-Throw		Rebounds				Other				PTS	AVG			
		GP-GS	MIN	AVG	FG-FGA	FG%	3FG-3FGA	3FG%	FT-FTA	FT%	OFF	DEF	TOT	AVG	PF	DQ	A			TO	BLK	STL
24	HALL, PJ	34-34	983:59	28.9	227-463	.490	50-156	.321	124-157	.790	54	165	219	6.4	105	7	49	59	51	27	628	18.5
11	GIRARD III, Joseph	34-34	1115:32	32.8	154-359	.429	99-239	.414	114-120	.950	8	103	111	3.3	48	0	97	54	4	22	521	15.3
1	HUNTER, Chase	34-34	1112:49	32.7	147-351	.419	46-140	.329	93-109	.853	16	66	82	2.4	60	0	105	59	9	22	433	12.7
4	SCHIEFFELIN, Ian	34-34	919:48	27.1	125-218	.573	21-42	.500	62-83	.747	96	226	322	9.5	89	2	75	44	17	19	333	9.8
10	GODFREY, RJ	34-0	530:30	15.6	85-145	.586	2-6	.333	28-47	.596	32	86	118	3.5	72	2	27	33	22	16	200	5.9
21	WIGGINS, Chauncey	34-18	616:07	18.1	73-165	.442	27-80	.338	15-21	.714	19	57	76	2.2	44	0	32	26	10	6	188	5.5
12	HEMENWAY, Alex	5-0	78:03	15.6	8-21	.381	8-19	.421	2-4	.500	0	3	3	0.6	5	0	7	4	1	2	26	5.2
5	CLARK, Jack	23-15	528:45	23.0	36-93	.387	14-50	.280	18-22	.818	26	89	115	5.0	35	0	32	13	13	18	104	4.5
0	BEADLE, Josh	31-0	344:58	11.1	35-74	.473	3-21	.143	22-32	.688	4	26	30	1.0	31	0	26	20	1	6	95	3.1
2	HUNTER, Dillon	34-1	502:18	14.8	32-81	.395	9-33	.273	8-18	.444	7	46	53	1.6	40	1	45	14	2	15	81	2.4
33	LEYTE, Bas	20-0	90:34	4.5	6-11	.545	1-3	.333	2-5	.400	5	11	16	0.8	15	0	6	4	4	1	15	0.8
13	LATIFF, Andrew	5-0	07:56	1.6	1-4	.250	0-3	.000	0-0	.000	1	3	4	0.8	0	0	0	1	0	0	2	0.4
32	NAUSEEF, Daniel	5-0	09:27	1.9	0-1	.000	0-1	.000	0-0	.000	0	3	3	0.6	2	0	0	0	0	0	0	0.0
20	KELLY, Matt	5-0	09:13	1.8	0-1	.000	0-0	.000	0-0	.000	0	0	0	0.0	0	0	0	1	0	1	0	0.0
Team											40	47	87					13				
Total		34	6850		929-1987	.468	280-793	.353	488-618	.790	308	931	1239	36.4	546	12	501	345	134	155	2626	77.2
Opponents		34	6850		831-2011	.413	270-815	.331	470-639	.736	322	816	1138	33.5	540	13	362	319	80	207	2402	70.6

Team Statistics

	CU	OPP
Scoring	2626	2402
Points per game	77.2	70.6
Scoring margin	+6.6	-
Field goals-att	929-1987	831-2011
Field goal pct	.468	.413
3 point fg-att	280-793	270-815
3-point FG pct	.353	.331
3-pt FG made per game	8.2	7.9
Free throws-att	488-618	470-639
Free throw pct	.790	.736
F-Throws made per game	14.4	13.8
Rebounds	1239	1138
Rebounds per game	36.4	33.5
Rebounding margin	+3.0	-
Assists	501	362
Assists per game	14.7	10.6
Turnovers	345	319
Turnovers per game	10.1	9.4
Turnover margin	-0.8	-
Assist/turnover ratio	1.5	1.1
Steals	155	207
Steals per game	4.6	6.1
Blocks	134	80
Blocks per game	3.9	2.4
Winning streak	2	-
Home win streak	3	-
Attendance	123289	136469
Home games-Avg/Game	16-7706	12-11372
Neutral site-Avg/Game	-	6-8572

Team Results

Date	Opponent		Score	Att.
11/06/2023	Winthrop	W	78-56	6361
11/10/2023	vs UAB	W	77-76	3319
11/12/2023	vs Davidson	W	68-65	3129
11/19/2023	Boise St.	W	85-68	5748
11/24/2023	Alcorn	W	90-69	5791
11/28/2023	at Alabama	W	85-77	10725
12/03/2023	at Pittsburgh	W	79-70	7713
12/06/2023	South Carolina	W	72-67	9000
12/09/2023	vs TCU	W	74-66	5281
12/16/2023	at Memphis	L	77-79	15052
12/22/2023	Queens (NC)	W	109-79	6871
12/29/2023	Radford	W	93-58	7276
01/03/2024	at Miami (FL)	L	82-95	6800
01/06/2024	North Carolina	L	55-65	9000
01/10/2024	at Virginia Tech	L	72-87	8925
01/13/2024	Boston College	W	89-78	8708
01/16/2024	Georgia Tech	Lot2	90-93	7217
01/20/2024	at Florida St.	W	78-67	10033
01/27/2024	at Duke	L	71-72	9314
01/30/2024	Louisville	W	70-64	6760
02/03/2024	Virginia	L	65-66	9000
02/06/2024	at North Carolina	W	80-76	20689
02/10/2024	at Syracuse	W	77-68	23050
02/14/2024	Miami (FL)	W	77-60	7211
02/17/2024	NC State	L	77-78	9000
02/21/2024	at Georgia Tech	W	81-57	4567
02/24/2024	Florida St.	W	74-63	9000
02/27/2024	Pittsburgh	W	69-62	7346
03/02/2024	at Notre Dame	L	62-69	7313
03/05/2024	Syracuse	W	90-75	9000
03/09/2024	at Wake Forest	L	76-81	12288
03/13/2024	vs Boston College	L	55-76	13445
03/22/2024	vs New Mexico	W	77-56	12754
03/24/2024	vs Baylor	W	72-64	13506



2024 NCAA TOURNAMENT STATS



2023-24 Clemson Men's Basketball Combined Team Statistics Specific games

Page 1/1
as of Mar 25, 2024

Game Records

Record	Overall	Home	Away	Neutral
ALL GAMES	2-0	0-0	0-0	2-0
CONFERENCE	0-0	0-0	0-0	0-0
NON-CONFERENCE	2-0	0-0	0-0	2-0

Score by Periods

Team	1st	2nd	OT	TOT
Clemson	77	72	0	149
Opponents	53	67	0	120

Team Box Score

No.	Player	Total			3-Point			F-Throw		Rebounds				Other Stats								
		GP-GS	MIN	AVG	FG-FGA	FG%	3FG-3FGA	3FG%	FT-FTA	FT%	OFF	DEF	TOT	AVG	PF	DQ	A	TO	BLK	STL	PTS	AVG
1	HUNTER, Chase	2-2	70:23	35.2	13-26	.500	4-9	.444	11-15	.733	1	4	5	2.5	4	0	12	5	0	4	41	20.5
4	SCHIEFFELIN, Ian	2-2	55:43	27.9	10-16	.625	2-5	.400	5-8	.625	4	14	18	9.0	5	0	3	4	1	0	27	13.5
24	HALL, PJ	2-2	38:32	19.3	9-20	.450	2-4	.500	5-6	.833	0	6	6	3.0	9	1	1	4	1	1	25	12.5
11	GIRARD III, Joseph	2-2	69:46	34.9	6-21	.286	3-13	.231	5-6	.833	0	5	5	2.5	3	0	6	3	0	1	20	10.0
10	GODFREY, RJ	2-0	39:17	19.6	5-10	.500	0-0	.000	4-4	1.000	2	8	10	5.0	6	1	2	2	3	1	14	7.0
5	CLARK, Jack	2-2	70:14	35.1	4-7	.571	1-4	.250	4-4	1.000	3	13	16	8.0	6	0	5	1	2	2	13	6.5
21	WIGGINS, Chauncey	2-0	30:39	15.3	3-8	.375	1-2	.500	0-0	.000	1	3	4	2.0	3	0	1	0	1	1	7	3.5
2	HUNTER, Dillon	2-0	19:39	9.8	1-2	.500	0-1	.000	0-0	.000	0	2	2	1.0	4	0	2	0	0	1	2	1.0
13	LATIFF, Andrew	1-0	01:04	1.1	0-0	.000	0-0	.000	0-0	.000	0	1	1	1.0	0	0	0	0	0	0	0	0.0
0	BEADLE, Josh	1-0	02:31	2.5	0-0	.000	0-0	.000	0-0	.000	0	0	0	0.0	0	0	0	0	0	0	0	0.0
32	NAUSEEF, Daniel	1-0	01:08	1.1	0-0	.000	0-0	.000	0-0	.000	0	0	0	0.0	1	0	0	0	0	0	0	0.0
20	KELLY, Matt	1-0	01:04	1.1	0-0	.000	0-0	.000	0-0	.000	0	0	0	0.0	0	0	0	1	0	0	0	0.0
Team											2	4	6									
Total		2	400		51-110	.464	13-38	.342	34-43	.791	13	60	73	36.5	41	2	32	20	8	11	149	74.5
Opponents		2	400		40-118	.339	9-47	.191	31-49	.633	28	47	75	37.5	32	1	13	23	4	12	120	60.0

Team Statistics

	CU	OPP
Scoring	149	120
Points per game	74.5	60.0
Scoring margin	+14.5	-
Field goals-att	51-110	40-118
Field goal pct	.464	.339
3 point fg-att	13-38	9-47
3-point FG pct	.342	.191
3-pt FG made per game	6.5	4.5
Free throws-att	34-43	31-49
Free throw pct	.791	.633
F-Throws made per game	17.0	15.5
Rebounds	73	75
Rebounds per game	36.5	37.5
Rebounding margin	-1.0	-
Assists	32	13
Assists per game	16.0	6.5
Turnovers	20	23
Turnovers per game	10.0	11.5
Turnover margin	+1.5	-
Assist/turnover ratio	1.6	0.6
Steals	11	12
Steals per game	5.5	6.0
Blocks	8	4
Blocks per game	4.0	2.0
Winning streak	2	-
Home win streak	0	-
Attendance	0	0
Home games-Avg/Game	0-0	0-0
Neutral site-Avg/Game	-	2-13130

Team Results

Date	Opponent		Score	Att.
03/22/2024	vs New Mexico	W	77-56	12754
03/24/2024	vs Baylor	W	72-64	13506

ACC STATISTICS



2023-24 Clemson Men's Basketball Combined Team Statistics In Conference games

Page 1/1
as of Mar 14, 2024

Game Records

Record	Overall	Home	Away	Neutral
ALL GAMES	11-9	6-4	5-5	0-0
CONFERENCE	11-9	6-4	5-5	0-0
NON-CONFERENCE	0-0	0-0	0-0	0-0

Score by Periods

Team	1st	2nd	OT	TOT
Clemson	706	789	19	1514
Opponents	643	781	22	1446

Team Box Score

No.	Player				Total		3-Point		F-Throw		Rebounds											
		GP-GS	MIN	AVG	FG-FGA	FG%	3FG-3FGA	3FG%	FT-FTA	FT%	OFF	DEF	TOT	AVG	PF	DQ	A	TO	BLK	STL	PTS	AVG
24	HALL, PJ	20-20	616:31	30.8	127-280	.454	29-101	.287	75-97	.773	32	113	145	7.3	63	5	24	38	21	15	358	17.9
11	GIRARD III, Joseph	20-20	670:07	33.5	92-214	.430	61-145	.421	81-83	.976	5	50	55	2.8	28	0	47	35	3	13	326	16.3
1	HUNTER, Chase	20-20	677:15	33.9	89-207	.430	26-83	.313	58-66	.879	10	37	47	2.4	37	0	55	34	5	11	262	13.1
4	SCHIEFFELIN, Ian	20-20	565:16	28.3	78-134	.582	12-24	.500	41-51	.804	60	139	199	10.0	58	2	42	26	8	15	209	10.5
21	WIGGINS, Chauncey	20-10	367:02	18.4	38-94	.404	16-50	.320	8-11	.727	11	29	40	2.0	25	0	20	11	7	4	100	5.0
5	CLARK, Jack	14-9	353:44	25.3	24-62	.387	10-33	.303	9-11	.818	17	64	81	5.8	21	0	24	11	8	13	67	4.8
10	GODFREY, RJ	20-0	285:48	14.3	39-68	.574	1-4	.250	13-22	.591	12	40	52	2.6	33	0	13	15	7	8	92	4.6
0	BEADLE, Josh	19-0	227:28	12.0	20-50	.400	1-16	.063	15-20	.750	3	16	19	1.0	18	0	21	14	1	2	56	2.9
2	HUNTER, Dillon	20-1	257:11	12.9	17-41	.415	3-14	.214	3-11	.273	3	18	21	1.1	20	1	15	6	2	7	40	2.0
33	LEYTE, Bas	9-0	29:38	3.3	2-5	.400	0-2	.000	0-0	.000	1	2	3	0.3	7	0	2	1	3	0	4	0.4
Team											26	23	49					8				
Total		20	4050		526-1155	.455	159-472	.337	303-372	.815	180	531	711	35.6	310	8	263	199	65	88	1514	75.7
Opponents		20	4050		507-1178	.430	166-466	.356	266-359	.741	179	486	665	33.3	315	9	221	181	49	118	1446	72.3

Team Statistics

	CU	OPP
Scoring	1514	1446
Points per game	75.7	72.3
Scoring margin	+3.4	-
Field goals-att	526-1155	507-1178
Field goal pct	.455	.430
3 point fg-att	159-472	166-466
3-point FG pct	.337	.356
3-pt FG made per game	8.0	8.3
Free throws-att	303-372	266-359
Free throw pct	.815	.741
F-Throws made per game	15.2	13.3
Rebounds	711	665
Rebounds per game	35.6	33.3
Rebounding margin	+2.3	-
Assists	263	221
Assists per game	13.2	11.1
Turnovers	199	181
Turnovers per game	10.0	9.1
Turnover margin	-0.9	-
Assist/turnover ratio	1.3	1.2
Steals	88	118
Steals per game	4.4	5.9
Blocks	65	49
Blocks per game	3.3	2.5
Winning streak	0	-
Home win streak	3	-
Attendance	82242	110692
Home games-Avg/Game	10-8224	10-11069
Neutral site-Avg/Game	-	0-0

Team Results

Date	Opponent		Score	Att.
12/03/2023	at Pittsburgh	W	79-70	7713
01/03/2024	at Miami (FL)	L	82-95	6800
01/06/2024	North Carolina	L	55-65	9000
01/10/2024	at Virginia Tech	L	72-87	8925
01/13/2024	Boston College	W	89-78	8708
01/16/2024	Georgia Tech	Lot2	90-93	7217
01/20/2024	at Florida St.	W	78-67	10033
01/27/2024	at Duke	L	71-72	9314
01/30/2024	Louisville	W	70-64	6760
02/03/2024	Virginia	L	65-66	9000
02/06/2024	at North Carolina	W	80-76	20689
02/10/2024	at Syracuse	W	77-68	23050
02/14/2024	Miami (FL)	W	77-60	7211
02/17/2024	NC State	L	77-78	9000
02/21/2024	at Georgia Tech	W	81-57	4567
02/24/2024	Florida St.	W	74-63	9000
02/27/2024	Pittsburgh	W	69-62	7346
03/02/2024	at Notre Dame	L	62-69	7313
03/05/2024	Syracuse	W	90-75	9000
03/09/2024	at Wake Forest	L	76-81	12288



ACC'S MOST IMPROVED PLAYER



ONE YEAR GROWTH

+4.3

POINTS PER GAME

+5.4

REBOUNDS PER GAME

+6.2%

FIELD GOAL PERCENTAGE

+5.9%

FREE THROW PERCENTAGE

+16.7%

3PT PERCENTAGE

ONLY ACC PLAYER AVERAGING AT LEAST
9.5 POINTS, 9.5 REBOUNDS, AND 2.0 ASSISTS

ON THE

ROSE

IN SCHEFFER



HALL AMERICAN

PER HALL

1 OF 6 PLAYERS IN AMERICA
TO AMASS AT LEAST

600

POINTS

200

REBOUNDS

50

BLOCKS

25

STEALS



NCAA TOURNAMENT RECORDS

INDIVIDUAL RECORDS

Category	Clemson	Opponents
Points:	31 by Gabe DeVoe vs. Kansas, 3-23-2018	36 by Bobby Jackson of Minnesota, 3-20-1997
Field Goals:	10 by Billy Williams vs Brigham Young, 3-8-1980 by Elden Campbell vs. Saint Mary's, 3-16-1989 by Elden Campbell vs. Arizona, 3-8-1989 by Jerai Grant vs. UAB, 3-15-2011 by Gabe DeVoe vs. New Mexico State, 3-16-2018 by Gabe DeVoe vs. Kansas, 3-23-2018	12 by Lionel Simmons of La Salle, 3-17-1990
Field Goal Attempts:	19 by Billy Williams vs. Brigham Young, 3-8-1980 by Billy Williams vs. UCLA, 3-15-1980	23 by Roshod Johnson of Western Michigan, 3-13-1998
Field Goal % (min. 8 att.):	.875 by Harold Jamison (7-8) vs. Western Michigan, 3-13-1998	.833 by Alan Taylor (10-12) of Brigham Young, 3-8-1980
3-Point Goals:	6 by Gabe DeVoe vs. Auburn, 3-18-18	8 by Roshod Johnson of Western Michigan, 3-13-1998
3-Point Attempts:	11 by K.C. Rivers vs. Villanova, 3-21-2008	15 by Roshod Johnson of Western Michigan, 3-13-1998
Free Throws:	10 by Dale Davis vs. La Salle, 3-17-1990 by Mohamed Woni vs. Minnesota, 3-20-1997	12 by Bobby Jackson of Minnesota, 3-20-1997
Free Throw Attempts:	14 by Dale Davis vs. La Salle, 3-17-1990	13 by Bobby Jackson of Minnesota, 3-20-1997
Free Throw Perfection:	10-10 by Mohamed Woni vs. Minnesota, 3-20-1997	8-8 by Mike Sanders of UCLA, 3-15-1980
Rebounds:	17 by Dale Davis vs. La Salle (3-17-1990), Connecticut, (3-22-1990)	15 by Scott Burrell of Connecticut, 3-22-1990
Offensive Rebounds:	8 by Tom Wideman vs. Tulsa, 3-16-1997	6 by Erick Newman of Saint Mary's, 3-16-1989 by Scott Burrell of Connecticut, 3-22-1990
Assists:	8 by Billy Williams vs. Brigham Young, 3-8-1980	8 by Mike Brooks of Lamar, 3-12-1980
Blocked Shots:	4 by Elden Campbell vs. Saint Mary's, 3-16-1989	4 by Anthony Cook of Arizona, 3-8-1989
Steals:	4 by Terrell McIntyre vs. Western Michigan, 3-13-1998 by Tanner Smith vs. UAB, 3-15-2011	4 by Jason Kimbrough of Western Michigan, 3-13-1998
Minutes:	42 by Merl Code vs. Minnesota, 3-20-1997 by Terrell McIntyre vs. Minnesota, 3-20-1997	49 by Bobby Jackson of Minnesota, 3-20-1997

TEAM RECORDS

Category	Clemson	Opponents
Points:	84 vs. Minnesota, 3-20-1997 vs. Auburn, 3-18-18	94 by Arizona, 3-8-1989
Field Goals:	33 vs. New Mexico State, 3-16-18	33 by Arizona, 3-8-1989
Field Goal Attempts:	67 vs. UCLA, 3-15-1980	73 by La Salle, 3-17-1990
Field Goal %:	.604 vs. Saint Mary's (32-53), 3-16-1989	.556 by UCLA (30-54), 3-15-1980
3-Point Goals:	12 vs. Missouri, 3-19-2010	12 by UAB, 3-15-2011
3-Point Attempts:	33 vs. Villanova, 3-21-2008	35 by La Salle, 3-17-1990
Free Throws:	28 vs. Tulsa, 3-16-1997	34 by Minnesota, 3-20-1997
Free Throw Attempts:	38 vs. Tulsa, 3-16-1997	45 by Minnesota, 3-20-1997
Free Throw %:	.857 vs. Michigan, 3-19-2009	.778 by Lamar (14-18), 1980
Rebounds:	55 vs. La Salle, 3-17-1990	40 by UCLA, 3-15-1980
Offensive Rebounds:	23 vs. Tulsa, 3-16-1997	16 by Connecticut, 3-22-1990
Assists:	19 vs. UCLA, 3-15-1980 vs. Auburn, 3-18-18	17 by UCLA, 3-15-1980
Turnovers:	23 vs. Lamar, 3-12-1980	20 by Utah State, 3-6-1980
Blocked Shots:	12 vs. Saint Mary's, 3-16-1989	7 by Arizona, 3-8-1989
Steals:	10 vs. UAB, 3-15-2011	11 by La Salle, 3-17-1990 by Minnesota, 3-20-1997



CLEMSON CLINCHED A SPOT IN THE FINAL 32 FOR FIRST TIME SINCE 1997 WITH A WIN OVER NEW MEXICO STATE IN 2018.

CLEMSON'S NCAA TOURNAMENT HISTORY — GAME BY GAME (13-13)

Year	Site	Regional	Seed	Opponent	W	L	Score	Clemson's Top Players
1980	Ogden, Utah	West	6	Utah State	W		76-73	Williams 22 pts, Gilliams 14 pts, Nance 13 pts
	Ogden, Utah	West	6	Brigham Young	W		71-66	Williams 16 pts, Nance 16 pts, 11 reb
	Tucson, Ariz.	West	6	Lamar	W		74-66	Nance 16 pts, Campbell 15 pts, 12 reb
	Tucson, Ariz.	West	6	UCLA	L		74-85	Williams 18 pts, Gilliam 13 pts, 9 reb
1987	Atlanta, Ga.	Southeast	4	Southwest Missouri State	L		59-65	Grant 16 pts, Brown 14 pts, Middleton 11 pts
1989	Boise, Idaho	West	9	Saint Mary's	W		83-70	Campbell 20 pts, Young 19 pts, Davis 18 pts
	Boise, Idaho	West	9	Arizona	L		68-94	Campbell 24 pts, Forrest 21 pts, Cash 13 pts
1990	Hartford, Conn.	East	5	Brigham Young	W		49-47	Campbell 15 pts
	Hartford, Conn.	East	5	La Salle	W		79-75	Davis 26 pts & 17 reb, Tyson 17 pts & 11 reb
	East Rutherford, N.J.	East	5	Connecticut	L		70-71	Davis 15 pts & 17 reb, Campbell 15 pts & 8 reb
1996	Albuquerque, N.M.	West	9	Georgia	L		74-81	Buckner 20 pts, Jurkunas 19 pts
1997	Kansas City, Mo.	Midwest	4	Miami (Ohio)	W		68-56	Buckner 22 pts & 9 reb, Code 12 pts, Iturbe 7 reb
	Kansas City, Mo.	Midwest	4	Tulsa	W		65-59	McIntyre 16 pts, Code 15 pts, Wideman 11 reb
	San Antonio, Texas	Midwest	4	Minnesota	L		84-90 [^]	Buckner 22 pts, McIntyre 17 pts, Woni 12 pts & 10-10 FTs
1998	Chicago, Ill.	Midwest	6	Western Michigan	L		72-75	Jamison 14 pts & 10 rebs, McIntyre 10 pts, 7 asts, 6 rebs
2008	Tampa, Fla.	Midwest	5	Villanova	L		69-75	Rivers 15 pts, Stitt 14 pts (4-4 on 3-pt goals)
2009	Kansas City, Mo.	South	7	Michigan	L		59-62	Booker 18 pts & 11 rebs; Rivers 13 pts & 9 rebs
2010	Buffalo, N.Y.	East	7	Missouri	L		78-86	Stitt 21 pts, Young 19 pts (combined 9-13 on 3-pt goals)
2011	Dayton, Ohio	East (First Four)	12	UAB	W		70-52	Grant 22 pts, 7 rebs
	Tampa, Fla.	East	12	West Virginia	L		76-84	Young 22 pts, Stitt 16 pts
2018	San Diego, Calif.	Midwest	5	New Mexico State	W		79-68	Mitchell 23 pts, DeVoe 22 pts
	San Diego, Calif.	Midwest	5	Auburn	W		84-53	DeVoe 22 pts, Thomas 18 pts
	Omaha, Neb.	Midwest	5	Kansas	L		76-80	DeVoe 31 pts, 9 rebs; Reed 13 pts; Mitchell 12 pts
2021	Indianapolis, Ind.	Midwest	7	Rutgers	L		56-60	Simms 15 pts, 11 rebs, 3 asts; Trapp 14 pts, 3 rebs; Tyson 10 pts
2024	Memphis, Tenn.	West	6	New Mexico	W		77-56	Hunter 21 pts, 6 asts, 2 stls; Schieffelin 16 pts, 12 reb; Hall 14 pts
	Memphis, Tenn.	West	6	Baylor	W		72-64	Hunter 20 pts, 6 asts, 2 stls; Girard 13 pts; Schieffelin 11 pts, 6 reb, 3 asts

[^] - overtime; Note: 1990 games vacated.

NCAA TOURNAMENT RECORDS

Name	Trn	GP	FG-A	Pct	3Pt-A	Pct	FT-A	Pct	Reb	PF	A-T	B-S	Min	Pts	Avg
Zavier Anderson	1	2	0-1	.000	0-0	.000	0-0	.000	5	4	1-6	0-2	20	0	0.0
Catalin Baciu	1	1	0-0	.000	0-0	.000	0-0	.000	0	0	0-0	0-0	1	0	0.0
Jonathan Baehre	1	1	1-4	.250	0-0	.000	0-0	.000	7	0	2-2	1-1	17	2	2.0
Jonah Baize	1	1	0-0	.000	0-0	.000	0-0	.000	0	0	0-0	0-0	1	0	0.0
Josh Beadle	1	1	0-0	.000	0-0	.000	0-0	.000	0	0	0-0	0-0	3	0	0.0
Devin Booker	2	3	9-19	.474	1-3	.333	6-8	.750	19	7	5-5	2-0	70	25	8.3
Trevor Booker	3	3	14-24	.583	0-0	.000	7-15	.467	26	9	7-5	3-5	87	35	11.7
Colby Brown	2	4	0-2	.000	0-0	.000	1-2	.500	2	0	0-1	1-0	14	1	0.3
Michael Brown	1	1	6-7	.857	2-3	.667	0-0	.000	1	3	1-0	2-0	20	14	14.0
Wayne Buckingham	1	3	3-8	.375	0-0	.000	1-4	.250	6	2	0-4	0-0	24	7	2.3
Greg Buckner	3	5	31-61	.510	2-7	.286	18-28	.642	25	13	14-5	1-1	160	72	14.4
Elden Campbell	3	6	36-64	.562	1-2	.500	14-21	.667	36	21	1-18	14-4	170	87	14.5
John Campbell	1	4	14-23	.608			4-12	.333	28	13	4-9	1-1	94	32	8.0
Marion Cash	2	5	15-38	.395	4-8	.500	18-27	.667	21	16	23-19	0-3	168	52	10.4
Brian Chester	1	1	0-0	.000	0-0	.000	0-0	.000	0	0	0-0	0-0	0	0	0.0
Tony Christie	3	5	11-25	.440	4-11	.363	6-11	.554	4	10	3-9	1-2	91	32	6.4
Jack Clark	1	2	4-7	.571	1-4	.250	4-4	1.000	16	6	5-1	2-2	70	13	6.5
Merl Code	1	3	7-30	.233	4-19	.211	19-23	.830	11	7	4-3	1-1	100	37	12.3
Bobby Conrad	1	4	6-16	.375			10-15	.667	7	16	15-10	0-4	103	22	5.5
Dale Davis	2	5	23-36	.638	0-0	.000	17-26	.654	57	10	2-9	7-6	169	63	12.6
Al-Amir Dawes	1	1	3-8	.375	2-3	.667	0-0	.000	0	2	3-2	0-0	30	8	8.0
Gabe DeVoe	1	3	28-45	.622	11-23	.478	8-9	.889	15	5	10-8	0-4	102	75	25.0
Chris Dods	1	4	12-23	.521			5-8	.625	6	4	11-12	3-1	83	29	7.3
Mark Donnal	1	3	4-10	.400	1-5	.200	0-0	.000	1	7	2-3	0-0	32	9	3.0
Isaac Fields	1	1	0-0	.000	0-0	.000	0-0	.000	0	0	0-0	0-0	2	0	0.0
Derrick Forrest	2	5	24-48	.500	4-14	.286	6-9	.667	25	12	15-14	4-7	152	58	11.6
Fred Gilliam	1	4	18-32	.563			5-6	.833	20	7	7-4	0-0	98	41	10.3
Joseph Girard III	1	2	6-21	.286	3-13	.231	5-6	.833	5	3	6-3	0-1	70	20	10.0
RJ Godfrey	1	2	5-10	.500	0-0	.000	4-4	1.000	10	6	2-2	3-1	39	14	7.0
Horace Grant	1	2	7-11	.636	0-0	.000	2-3	.667	7	3	2-6	0-3	40	16	16.0
Jerai Grant	3	4	20-37	.541	0-0	.000	9-12	.750	24	6	4-4	4-1	106	49	12.3
Cliff Hammonds	1	1	4-10	.400	0-6	.000	0-0	.000	7	2	2-0	0-2	32	8	8.0
PJ Hall	2	3	9-20	.450	2-4	.500	5-6	.833	7	11	1-4	1-1	41	25	8.3
Bill Harder	2	2	1-3	.333	1-2	.500	0-0	.000	3	1	0-0	0-0	15	6	3.0
Alex Hemenway	1	1	1-3	.333	1-3	.333	0-0	.000	1	1	3-1	0-1	20	3	3.0
Jeff Holstein	1	1	0-0	.000	0-0	.000	0-0	.000	0	0	0-0	0-0	1	0	0.0
Nick Honor	1	1	1-8	.125	0-5	.000	0-0	.000	0	1	0-1	0-1	22	2	2.0
Kirkland Howling	2	5	4-18	.222	3-15	.200	3-5	.600	5	5	1-3	0-0	55	14	2.8
Chase Hunter	2	3	13-31	.420	4-11	.363	11-15	.733	5	4	13-5	1-4	85	43	14.3
Dillon Hunter	1	2	1-2	.500	0-1	.000	0-0	.000	2	4	2-0	0-1	20	2	1.0
Ikar Turbe	2	4	11-29	.380	2-6	.333	8-16	.500	23	11	9-10	0-5	92	32	8.0
Harold Jamison	3	5	12-21	.571	0-0	.000	2-7	.286	32	13	8-9	5-2	117	26	5.2
Anthony Jenkins	1	1	0-2	.000	0-1	.000	0-0	.000	2	0	2-1	0-1	10	0	0.0
Milton Jennings	2	3	4-11	.364	1-5	.200	7-8	.875	7	6	5-3	0-0	41	16	5.3
Danny Johnson	1	1	2-3	.667	2-3	.667	0-0	.000	0	1	0-0	0-0	5	6	6.0
Noel Johnson	1	1	2-5	.400	2-4	.500	0-0	.000	0	2	0-1	0-0	15	6	6.0
Ricky Jones	2	4	3-7	.428			1-3	.333	4	2	3-3	1-0	31	7	1.8
Andrius Jurkunas	2	4	7-14	.500	5-10	.500	1-2	.500	7	6	0-3	1-1	43	20	5.0
Matt Kelly	1	1	0-0	.000	0-0	.000	0-0	.000	0	0	0-1	0-0	1	0	0.0
Tim Kincaid	1	2	0-5	.000			1-2	.500	1	3	3-4	1-2	19	1	0.5
Shawn Lastinger	1	2	1-3	.333	1-2	.500	0-0	.000	1	1	1-0	0-0	6	3	3.0
Andrew Latiff	1	1	0-0	.000	0-0	.000	0-0	.000	1	0	0-0	0-0	0	0	0.0
Grayson Marshall	1	1	1-2	.500	1-1	1.00	0-0	.000	2	2	5-4	0-0	37	3	3.0
James Mays	1	1	1-2	.500	0-0	.000	2-6	.333	3	5	1-3	0-1	30	4	4.0
Terrell McIntyre	3	5	23-53	.444	6-18	.333	11-11	1.00	11	12	17-11	1-10	190	63	12.6
Larry Middleton	1	1	4-8	.500	0-2	.000	3-3	1.00	3	5	4-1	0-1	27	11	11.0
Johnny Miller	1	1	4-10	.400	2-6	.333	0-0	.000	3	2	2-1	0-1	23	10	10.0
Shelton Mitchell	1	3	13-32	.406	4-10	.400	15-17	.882	10	3	13-4	0-2	102	45	15.0
Larry Nance	1	4	23-48	.479			12-20	.600	37	13	8-13	3-2	126	58	14.5
Bryan Narcisse	2	3	1-3	.333	0-1	.000	0-0	.000	3	6	1-0	0-1	17	2	0.7
Daniel Nauseef	1	1	0-0	.000	0-0	.000	0-0	.000	0	1	0-0	0-0	1	0	0.0
John Newman III	1	1	0-1	.000	0-0	.000	0-0	.000	1	1	0-0	0-0	3	0	0.0
Anthony Oliver II	1	3	2-7	.286	2-7	.286	0-0	.000	7	1	1-0	0-2	28	6	2.0
Terrence Oglesby	2	2	2-19	.105	2-15	.133	8-8	1.000	4	5	2-5	0-1	32	14	7.0
Sam Perry	1	1	1-4	.250	0-0	.000	0-0	.000	2	3	0-1	0-0	15	2	2.0
David Potter	3	3	4-17	.235	2-9	.222	2-3	.667	6	10	2-3	0-0	53	12	4.0
Jerry Pryor	2	3	4-10	.400			1-1	.000	6	2	2-1	1-0	47	8	2.7
Marcquise Reed	1	3	19-46	.413	2-10	.200	4-5	.800	18	9	6-7	0-4	102	44	14.7
K.C. Rivers	2	2	9-28	.321	4-16	.250	6-6	1.000	13	4	4-3	2-4	59	28	14.0
Bill Ross	1	4	2-3	.667			0-0	.000	2	0	0-0	0-0	13	4	1.0
Ian Schieffelin	1	2	10-16	.625	2-5	.400	5-8	.625	18	5	3-4	0-1	56	27	13.5
Aamir Simms	2	4	11-22	.500	2-3	.667	5-6	.833	20	4	5-1	3-2	99	29	7.3
David Skara	1	3	6-10	.600	0-1	.000	3-8	.375	14	10	1-2	3-2	60	15	5.0
Tanner Smith	3	4	6-23	.261	0-6	.000	5-6	.833	13	9	8-7	0-6	124	17	4.3
Scott Spencer	1	1	0-1	.000	0-1	.000	0-0	.000	2	2	0-0	0-0	10	0	0.0
Cory Stanton	1	2	2-2	1.000	0-0	.000	0-0	.000	0	1	3-0	0-0	13	4	2.0
Demontez Stitt	4	5	21-45	.467	9-19	.474	9-11	.818	14	14	16-17	3-4	144	60	12.0
Raymond Sykes	2	2	6-8	.750	0-0	.000	0-0	.000	6	3	0-0	2-0	30	12	6.0
Michael Tait	1	1	2-6	.333	2-4	.500	0-0	.000	3	3	2-1	0-0	26	6	6.0
Elijah Thomas	1	3	11-24	.458	0-0	.000	6-10	.600	29	9	6-2	8-1	84	28	9.3
Clyde Trapp	2	3	5-7	.714	1-3	.333	3-3	1.000	3	7	2-2	1-0	44	14	4.7
Hunter Tyson	1	1	4-10	.400	2-3	.667	0-0	.000	2	1	0-1	0-2	23	10	10.0
Sean Tyson	1	3	13-25	.520			2-8	.250	18	1	7-5	0-4	63	28	9.3
Vincent Whitt	2	4	2-7	.286	0-0	.000	1-3	.333	9	8	2-1	0-0	38	5	1.3
Tom Wideman	3	5	10-18	.556	0-0	.000	6-12	.500	31	13	10-7	1-2	101	26	5.2
Malik Williams	1	1	1-1	1.000	0-0	.000	1-2	.500	1	0	0-0	0-0	2	3	3.0
Billy Williams	1	4	31-67	.462			14-18	.778	15	10	16-14	1-4	142	76	19.0
Chauncey Wiggins	1	2	3-8	.375	1-2	.500	0-0	.000	4	3	1-0	1-1	31	7	3.5
Mitchell Wiggins	1	4	8-17	.470			0-4	.000	8	8	1-1	0-0	56	16	4.0
Mohamed Woni	2	4	4-9	.444	0-0	.000	10-10	1.00	12	6	1-9	1-0	74	18	4.5
Horace Wyatt	1	4	8-18	.444			1-4	.250	18	12	6-6	0-1	90	17	4.3
Andre Young	3	4	17-35	.486	14										