



BAYLOR

MEN'S BASKETBALL



BIG 12 CONFERENCE

GAME 35

No. 6 **CLEMSON** (22-11, 11-9 ACC) vs. No. 3 **BAYLOR** (24-10, 11-7 Big 12)



March 24, 2024 • 5:10pm CT • Watch: TNT and March Madness App • Listen: Baylor Sports Media Network via ESPN Central Texas
Memphis, Tenn • FedEx Forum (18,119) • Social Media: @BaylorMBB | #SicEm | #CultureofJOY

MEDIA INFORMATION

TV: TNT and the March Madness App

Talent: Spero Dedes (pxp), Jim Spanarkel (analyst)
Jon Rothstein (Reporter)

BU Radio: Baylor Sports Media Network via ESPN
Central Texas 1660 AM & 92.3 FM

Talent: John Morris (pxp), Pat Nunley (analyst)

National Radio: Westwood One

Talent: John Sadak (pxp), Tom Crean (analyst)

Satellite Radio: Sirius 202, 209 or on the **SXM App**

Social Media: @BaylorMBB | #SicEm | #CultureofJOY

All-Time Series Baylor is 2-1

Drew Era	Never Met
Waco	Never Met
Clemson	Baylor is 0-1
Neutral	Baylor Leads 2-0

2023-24 SCHEDULE & RESULTS

DATE	BU	OPP	OPPONENT	TV	TIME/SCORE
N7	20/17	rv/rv	vs. Auburn ¹	ESPN	W, 88-82
N9	20/17	—	JOHN BROWN	ESPN+	W, 96-70
N12	20/17	—	GARDNER-WEBB	ESPN+	W, 77-62
N14	15/13	—	KANSAS CITY	ESPN+	W, 99-61
N22	13/12	—	vs. Oregon State ²	ESPN2	W, 88-72
N24	13/12	nr/rv	vs. Florida ²	ESPN	W, 95-91
N28	9/9	—	NICHOLLS	ESPN+	W, 108-70
D2	9/9	—	NORTHWESTERN STATE	ESPN+	W, 91-40
D5	6/6	—	SETON HALL ³	ESPN2	W, 78-60
D16	6/6	—	vs. Michigan State ⁴	FOX	L, 64-88
D20	10/10	21/19	vs. Duke ⁵	ESPN	L, 70-78
D22	10/10	—	MISSISSIPPI VALLEY	ESPN+	W, 107-48
J2	18/18	—	CORNELL	ESPN+	W, 98-79
J6	18/18	—	vs. at Oklahoma State	ESPN+	W, 75-70 ⁰⁷
J9	14/14	18/17	• BYU	ESPN+	W, 81-72
J13	14/14	rv/rv	• CINCINNATI	ESPN	W, 62-59
J16	9/9	—	• at Kansas State	ESPN+	L, 64-68 ⁰⁷
J20	9/9	rv/rv	• at Texas	ESPN	L, 73-75
J27	15/14	rv/rv	• TCU	ESPN2	L, 102-105 ⁰⁷
J31	18/18	—	• at UCF	ESPN+	W, 77-69
F3	18/18	12/11	• IOWA STATE	ESPN2	W, 70-68
F6	13/13	23/23	• TEXAS TECH	ESPN	W, 79-73
F10	13/13	4/4	• at Kansas	ESPN	L, 61-64
F13	12/13	25/21	• OKLAHOMA	ESPN2	W, 79-62
F17	12/13	—	• at West Virginia	ESPN2	W, 94-81
F20	11/11	25/21	• at BYU	ESPN	L, 71-78
F24	11/11	2/2	• HOUSTON	CBS	L, 76-82
F26	15/14	rv/rv	• at TCU	ESPN	W, 62-54
M2	15/14	7/9	• KANSAS	ABC	W, 82-74
M4	11/11	rv/nr	• TEXAS	ESPN	W, 93-85
M9	11/11	rv/rv	• at Texas Tech	ESPN2	L, 68-78
M14	14/13	—	vs. Cincinnati ⁶	ESPN	W, 68-56
M15	14/13	7/8	vs. Iowa State ⁶	ESPN	L, 62-76
M22	14/14	—	vs. Colgate ⁷	TruTV	W, 92-67
M24	14/14	rv/nr	vs. Clemson ⁷	TNT	5:10pm

SCHEDULE KEY

- 1 – Sioux Falls, S.D. (Sanford Pentagon)
 - 2 – MIT Season Tip-off (Brooklyn, N.Y.)
 - 3 – Big East-Big 12 Battle; Waco, Texas (Ferrell Center)
 - 4 – Continental Tire Motor City Invitational; Detroit, Mich. (Little Caesars Arena)
 - 5 – The Garden Classic, New York, NY (Madison Square Garden)
 - 6 – Big 12 Championship; Kansas City, Kansas City, Mo.
 - 7 – NCAA First and Second Round; Memphis, Tenn.
- Rankings: AP/Coaches at time of game; All times Central

BAYLOR ATHLETICS COMMUNICATIONS

MATT ROBERTS Associate Director
254-227-2280 • WM_Roberts@baylor.edu

STORY LINES

- No. 3 seed Baylor takes on No. 6 seed Clemson in the second round of the NCAA Tournament at 5:10 p.m. on TNT.
- BU is 6-2 in the second round of the NCAA Tournament under **Scott Drew**.
- The Bears are the only team in the country to be a No. 3 seed or higher in each of the last four NCAA Tournaments.
- The No. 9 overall seed this season, BU is the only school in the country to be a top-10 overall seed in each of the last four NCAA Tournaments. No other school has been better than a 14 in that span.
- The Bears joined Gonzaga, Houston and Kansas as one of four teams to win at least one NCAA Tournament game in each of the last five tournaments.
- The Bears are coming off a dominating performance in the opening round with a 92-67 win over Colgate.
- In addition to BU's 92 points being a program-best in the NCAA Tournament, the 25-point win was BU's third-largest in NCAA Tournament history.
- Baylor's 16 made three-pointers tied a program NCAA Tournament record.
- **Jalen Bridges** had a game-high 23 points to lead the Bears, his second-straight game of 20+ points and his fifth of the season.
- The senior's five made three-pointers ranked as the second-most in an NCAA Tournament game in program history, and the most since **King McClure** had five against USC on March 19, 2017.
- **Ja'Kobe Walter** poured in 19 points, his highest scoring output since he had 23 against Houston on 2/24. It was the most points in a Baylor NCAAT debut since **Macio Teague** had 22 against Hartford (3/19/21).
- BU is appearing in the NCAA Tournament for the ninth time in the last 10 tournaments.
- Baylor is 1 of 9 teams to appear in nine of the last 10 tournaments, joining Duke, Gonzaga, Kansas, Kentucky, Michigan State, North Carolina, Purdue, and Virginia.
- The Bears are 23-16 in 15 NCAA Championship appearances and 20-10 under **Drew**.
- Baylor is 44-27 in postseason tournaments (conference, national) over the last 16 seasons.
- BU is 10-7 all-time when playing as a No. 3 seed.
- The Bears are top-10 in the nation in 3-point FG% (39.4), rank fifth in nation in offensive efficiency (123.1) and finished second in the Big 12 in points per game (80.5).
- Baylor finished the season with the No. 1 strength of schedule and faced the best defenses in the nation according to KenPom.
- The Bears are aiming for a seventh 25-win season in the **Drew Era**, and the fourth in the last five years. In the 103 years prior to **Drew's** arrival, the Bears reached the 25-win plateau just once (1945-46).
- Baylor is the only Big 12 team to win 11+ conference games in each of the last five seasons.
- BU is 12-5 in its last 17 games against AP top-10 teams.
- BU is 1 of 4 programs ranked No. 1 nationally in four of the last eight seasons (Gonzaga, Duke and Kansas).
- BU is 128-34 over the last five seasons, the nation's best winning percentage among Power-6 teams in that span (.790%).
- The Bears are the only team in the nation with six active players averaging double-digit points.
- Baylor has now been ranked in the top-10 for a fifth-straight year, one of just five programs (Duke, Kentucky, Kansas and Gonzaga) to accomplish that feat.
- Baylor had five players garner All-Big 12 honors (tied for second-most), headlined by Big 12 Freshman of the Year **Ja'Kobe Walter**.
- **Walter** gave BU The preseason and postseason Freshman of the Year for the second-straight season (**Keyonte George**), joining Oklahoma State as the only Big 12 school to accomplish that in back-to-back seasons.

TEAM INFORMATION

BAYLOR (24-10, 11-7 Big 12)	
Ranking	14 – AP, 13 – Coaches
Head Coach	Scott Drew (Butler, 1993)
Career Record	464-254 (22nd season)
BU Record	444-243 (21st season)
vs. Clemson	0-0

CLEMSON

CLEMSON (22-11, 11-9 ACC)	
Ranking	RV – AP, NR – Coaches
Head Coach	Brad Brownell (DePauw, 1991)
Clemson Record	263-188 (14th season)
Career Record	430-273 (22nd season)
vs. Baylor	0-0
SID	Ben Winterrowd – winter@clemsonteam.edu

BAYLOR 2023-24 STATS

#	P	NAME	YR	PPG	RPG	APG	MPG
4	G	Ja'Kobe Walter	Fr.	14.4	4.4	1.4	32.2
10	G	RayJ Dennis+	Sr.	13.2	3.8	6.9	34.1
11	F	Jalen Bridges	Sr.	12.2	5.7	1.4	31.6
21	C	Yves Missi	Fr.	11.0	5.7	1.5*	23.1
13	G	Langston Love	So.	11.0	2.9	1.2	24.9
2	G	Jayden Nunn%	Jr.	10.7	2.6	2.0	28.6
15	F	Josh Ojianwuna	So.	5.0	3.4	0.1*	15.3
33	F	Caleb Lohner	Jr.	2.5	2.3	0.3	9.1
1	G	Miro Little	Fr.	1.8	1.2	0.7	7.2
23	F	J.Tchamwa Tchatchoua	Gr.	1.4	1.2	0.3*	5.5
20	F	Austin Sacks	Jr.	1.2	0.2	0.1	1.5

* - blocks per game, +- Transfer from Toledo, % - Transfer from VCU

GAME 35 – CLEMSON

PRONUNCIATIONS

Omar ADEGBOLA	AH-deg-bowl-uh
RAYJ Dennis	RAY-jay
John JAKUS	JAYK-us
MIRO Little	MEER-oh
YVES MISSI	EVE MEE-see
YANIS NDJONGA	YAW-ness JOHN-go
Caleb LOHNER	LOH-ner
Josh OJIANWUNA	Oh-JON-wuh-nuh
Jonathan TCHAMWA TCHATCHOUA	CHOM-wuh CHAA-chew-wuh
JA'KOB e Walter	Juh-COBY

BAYLOR IN THE RANKINGS

WEEK	W/L	AP	COACHES
Preseason	0-0	20th (431)	17th (258)
Nov. 13	3-0	15th (578)	13th (344)
Nov. 20	4-0	13th (774)	12th (435)
Nov. 27	6-0	9th (1030)	9th (537)
Dec. 4	8-0	6th (1234)	6th (630)
Dec. 11	9-0	6th (1239)	6th (642)
Dec. 18	9-1	10th (896)	10th (431)
Dec. 25/26	10-2	17th (532)	19th (251)
Jan. 1/2	10-2	18th (589)	18th (265)
Jan. 8	12-2	14th (787)	14th (378)
Jan. 15	14-2	9th (1055)	9th (523)
Jan. 22	14-4	15th (645)	14th (362)
Jan. 29	14-5	18th (404)	18th (188)
Feb. 5	16-5	13th (730)	13th (394)
Feb. 12	17-6	12th (811)	13th (402)
Feb. 19	19-6	11th (959)	11th (508)
Feb. 25	19-8	15th (689)	14th (353)
March 4	21-8	11th (901)	11th (452)
March 11	22-9	14th (786)	13th (387)
March 17/18	23-10	14th (806)	13th (411)

ACTIVE STREAKS

CONSECUTIVE STARTS

120	Jalen Bridges (68 at BU)
103	RayJ Dennis (34 at BU)
97	Jayden Nunn (34 at BU)
34	Ja'Kobe Walter
22	Yves Missi

CONSECUTIVE GAMES PLAYED

163	RayJ Dennis (34 at BU)
130	Caleb Lohner (68 at BU)
129	Jalen Bridges (68 at BU)
89	Jayden Nunn (34 at BU)
36	Josh Ojjanwuna
34	Ja'Kobe Walter
23	Miro Little

CONSECUTIVE GAMES WITH 3-POINTER

8	Ja'Kobe Walter
2	Jalen Bridges

CONSECUTIVE GAMES WITH 10+ POINTS

3	Jalen Bridges
---	---------------

QUICK HITS

- With back-to-back Big 12 titles in 2020-21 & 2021-22, BU became one of just three Big 12 teams to win back-to-back conference titles
- Selected 16th overall by the Utah Jazz in June's NBA Draft, Keyonte George gave BU three-straight top-16 picks for the first time in program history (**Jeremy Sochan** 9th overall to San Antonio in 2022 **Davion Mitchell** 9th overall to Sacramento in 2021).
- The Bears have had 11 picks in the last 11 drafts, which is the most in the state of Texas and second-most in the Big 12 since 2012
- Baylor is the only school with three-straight top-16 draft picks and one of two schools to have three-straight top-20 picks in the NBA Draft (Duke).
- The Bears have now been ranked in the top-10 for a fifth-straight year, one of just five programs (Duke, Gonzaga, Kentucky and Kansas) to accomplish that feat.
- Baylor is on a school-record streak of 12-consecutive postseason appearances, the nations fifth-longest active streak
- The Bears have gone to 10 NCAA Tournaments and two National Invitation Tournaments since 2012.
- BU is 68-7 in home games over the last five seasons.
- Baylor played its final games at the famed Ferrell Center this season, before opening up brand new Foster Pavilion in January.
- The Ferrell Center was home to Baylor basketball from 1988-2023
- Baylor finished with a 402-169 record with over 3.2 million men's basketball fans coming through the turnstiles in the building's 35-year history.
- Baylor has reached the 25-win milestone in three of the last four seasons and in 7 of the last 14 years. Prior to that, BU reached 25 wins just once in the program's first 103 years (25-5 in 1945-46).
- Baylor is 32-16 against ranked teams over the last four seasons, including a 16-7 mark away from home.
- Baylor's 65-25 Big 12 record over the last five seasons is the second best record of any Power-5 team in that span.
- Head coach **Scott Drew** is in his 21st season at Baylor with a school-record 442 career victories.
- Drew is tied for the eighth longest-tenured head coach in Division I men's college basketball.
- Baylor is playing its 687th game of the 21-year Drew era – more than half (382) have been as a ranked team.
- Over the last five seasons, Baylor is 98-11 when leading at the half and 122-18 when taking a 2nd-half lead.
- Baylor spent a school-record 54-straight weeks ranked in the top-10 of the AP Poll, from Dec. 16, 2019-Dec 5, 2022.
- BU set a school-record streak of 65-straight weeks ranked in the AP Top 25 (previous record was 25). The streak lasted from Nov. 5, 2019 to Jan 9, 2023 (1,161 Days).
- Baylor has been ranked in all 25 spots in the AP Top 25 at some point in the last 7 years.
- Baylor has been No. 1 ranked in 4 of the last 7 seasons (Gonzaga, Duke and Kansas are only others).
- Baylor and Kansas are the only Power-6 schools to win 18+ games every year since 2008.
- BU has built double-digit leads in 116 of 153 games over the last four seasons (110-6).
- Baylor has won 90% of its games when leading at the half since 2011-12 (247-28).
- Entering 2023-24, Baylor is 296-117 over the last 12 seasons, averaging 24.5 wins per season since 2011-12.
- Baylor's 319 wins since 2011-12 are second-most in the Big 12 behind only Kansas (355).
- Baylor is 410-173 since 2007-08, the first year Drew's staff had a full allotment of scholarships.
- Thirteen of Baylor's 14 starting point guards under Drew have earned All-Big recognition (17 of last 18 seasons).
- Baylor is 128-34 over the last five seasons, the nation's best winning percentage among Power-6 teams in that span (.794%).

2023-24 BAYLOR BASKETBALL ROSTER

NO.	NAME	POS.	HT.	WT.	CL.	EXP.	HOMETOWN/HIGH SCHOOL (PREVIOUS COLLEGE)
1	Miro Little	G	6-4	185	Fr.	HS	Tampere, Finland/Sunrise Christian
2	Jayden Nunn	G	6-4	190	Jr.	TR	Flint, Mich./ Dream City Christian School (VCU)
4	Ja'Kobe Walter	G	6-5	195	Fr.	HS	McKinney, Texas/ Link Academy
10	RayJ Dennis	G	6-2	185	RSr.	TR	Plainfield, Ill./ Oswego East (Toledo)
11	Jalen Bridges	F	6-9	225	Sr.	1L	Fairmont, W.Va./Fairmont Senior HS (West Virginia)
13	Langston Love	G	6-5	210	RSr.^	1L	Universal City, Texas/Montverde Academy
15	Josh Ojjanwuna	F	6-10	230	So.	1L	Asaba, Nigeria/NBA Global Academy
20	Austin Sacks	F	6-7	200	Sr.	SQ	Encino, Calif./Oakwood HS (Santa Clara)
21	Yves Missi	C	7-0	235	Fr.	HS	Yaounde, Cameroon/Prolific Prep
23	Jonathan Tchamwa Tchatchoua	F	6-8	250	RSr.*	3L	Douala, Cameroon/NBA Global Academy - Australia (UNLV)
25	Omar Adegbola	G	6-4	205	Fr.	HS	Houston, Texas/Montverde Academy
33	Caleb Lohner	F	6-8	235	Sr.	TR	Flower Mound, Texas/Watsatch Academy (BYU)
41	Yanis Ndjonga	F	6-7	210	Jr.	TR	Yaounde, Cameroon/ College Franois-Xavier Vogt (New Mexico/Military Institute)

% - sat out 2019-20 season as redshirt

^ - sat out 2021-22 as redshirt

COACHING STAFF

Head Coach: Scott Drew (Butler, 1993), 21st season at Baylor (22nd season as Division I head coach)

Associate Head Coach: Alvin Brooks III (Idaho State, 2002), eighth season at Baylor

Associate Head Coach: John Jakus (Trinity International, 1999), seventh season at Baylor

Assistant Coach: Jared Nuness (Valparaiso, 2001), 14th season at Baylor

Special Assistant to the Head Coach: Bill Peterson (Eckerd, 1979), seventh season at Baylor

Director of Basketball Operations: Luke Simons (Purdue, 2000), second season at Baylor

Director of Video Operations: Ty Beard (Baylor, 2009), seventh season at Baylor

Director of Player Development: Tweety Carter (Baylor, 2010) second season at Baylor

Director of Recruiting Operations: Jason Smith (Baylor, 2011), third season at Baylor

ONE OF THE GREATEST REBUILDS IN NCAA HISTORY

- **Scott Drew** became Baylor’s head coach in 2003, starting of one of the greatest rebuilds in NCAA history.
- Drew is one of 10 active men’s Division I coaches with at least 400 wins at their current school.
- Drew is one of 2 active coaches to have won an NCAA Title and an NIT Title. He is the only active coach to have won both at the same school (John Calipari NCAA: Kentucky, NIT: Memphis).
- Drew was named 2020 NBC Sports National Coach of the Year and 2017 Basketball Times National COY.
- Drew is now in his 21st season at Baylor and is the school’s all-time wins leader (444).
- Baylor has a .703 winning percentage (410-173) since Drew’s first year with no scholarship restrictions in 2007-08 and a .717 winning percentage (319-126) over the last 12 seasons since 2011-12.
- Drew (52) is the second-youngest active collegiate head coach to win a National Championship.
- In Drew’s first 20 seasons at Baylor, 54 players have gone on to professional careers.
- Was announced as a member of the Texas Sports Hall of Fame Class of 2023.
- He is the 23rd BU player or coach to be inducted into the Texas Sports Hall of Fame

NATION’S-BEST 32-16 VS. RANKED TEAMS OVER LAST FIVE SEASONS

- Baylor is a nation’s-best 32-16 against AP Top-25 ranked teams since 2019-2020.
- BU is 15-4 at home vs. ranked teams in the last five seasons – wins vs. #12 Arizona (Dec. 2019), #18 Butler (Dec. 2019), #14 West Virginia (Feb. 2020), #9 Kansas (Jan. 2021), #17 Oklahoma State (March 2021), #18 Texas Tech (March 2021), #6 Villanova (Dec. 2021), #20 Texas (Feb. 2022), #5 Kansas (Feb. 2022), #9 Kansas (Feb. 2023), #8 Texas (Feb. 2023), #18 BYU (Jan. 2024), #12 Iowa State (Feb.2024), #23 Texas Tech, #25 Oklahoma, and No. 7 Kansas (March 2024), and losses by 3 points to #3 Kansas (Feb. 2020) and #19 Texas Tech (Jan. 2022).
- The record includes 16-9 away from home, with neutral wins vs. #17 Villanova (Nov. 2019), vs. #5 Illinois (Nov. 2020), vs. #18 Villanova (March 2021), vs. #10 Arkansas (March 2021), vs. #6 Houston (April 2021), #1 Gonzaga (April 2021), #8 UCLA and #14 Gonzaga, with road wins at #22 Texas Tech (Jan. 2020), at #4 Kansas (Jan. 2020), at #15 Texas Tech (Jan. 2021), at #6 Texas (Feb. 2021), at #6 West Virginia (March 2021), at #8 Iowa State (January 2022), at #21 Texas (Feb. 2022) and at #17 TCU (Feb. 2023).

BEARS AND TIGERS TUSSLE TO GO TO THE SWEET 16

- Baylor and Clemson are meeting for the fourth time, with BU holding a 2-1 advantage including a 2-0 mark in neutral site contests.
- The last meeting came in 1983, a 102-52 Tiger win in Clemson, which ranks as the third-largest margin of defeat in program history.
- Both offenses rank in the top-25 of KenPom’s offensive efficiency ratings (Baylor: 123.1 (5th); Clemson: 117.5(25th))
- Clemson’s defensive efficiency ranks 45th (99.2), while BU’s ranks 71st (100.6).

FEELING FINE AT FOSTER

- Baylor and the City of Waco have partnered on a \$700 million riverfront development project, headlined by the \$212 million Foster Pavilion, the home of Baylor’s national champion basketball programs.
- Foster Pavilion (capacity 7,500) is located along the Brazos River on the opposite side of I-35 from McLane Stadium.
- BU MBB beat Cornell 98-79 in the first game at Foster Pavilion, while the BU women’s team beat TCU 71-50 the following night in their first game in the new building.
- Development Centers for both basketball programs are included in the 245k square foot Foster Pavilion project and is expected to be completed in the summer of 2024.

FAREWELL TO FERRELL

- BU played in the Ferrell Center from 1988-2023, and holds a 401-169 record all-time in the building.
- In the final game at Ferrell BU set a program record shooting .762% and hitting 19 three-pointers, the most by a BU team in Ferrell Center History
- LaceDarius Dunn holds the individual scoring record at the Ferrell Center when he scored 43 against Morgan State on 1/4/2011.
- The team record is 118 points by BU against Savannah State on 12/17/2017. The Bears got within one point of that in a 117-52 win over MVSU in the season opener last season (11/7/22).
- Three of the top six crowds in Ferrell Center history have come in the last four seasons (10,628 vs. KU 2/26/22, 10,627 vs. Arkansas 1/28/23 and 10,627 vs. Kansas 2/22/20)



SCOTT DREW
HEAD COACH
21ST SEASON AT BAYLOR

THE DREW FILE

PERSONAL

Birthdate: Oct. 23, 1970
Birthplace: Kansas City, Mo.
Family: Wife, Kelly; daughter Mackenzie, sons Peyton and Brody

EDUCATION

College: Butler, 1993; Valparaiso, 1994 (Master’s)

COACHING EXPERIENCE

1993-01 Valparaiso (assistant coach)
2001-02 Valparaiso (associate head coach)
2002-03 Valparaiso (head coach)
2003-pres. **Baylor (head coach)**

THE DREW WORKSHEET

YEAR	SCHOOL	OVERALL	CONF.
2002-03	Valparaiso	20-11	12-2
2003-04	Baylor	8-21	3-13
2004-05	Baylor	9-19	1-15
2005-06†	Baylor	4-13	4-12
2006-07	Baylor	15-16	4-12
2007-08	Baylor ¹	21-11	9-7
2008-09	Baylor ²	24-15	5-11
2009-10	Baylor ¹	28-8	11-5
2010-11	Baylor	18-13	7-9
2011-12	Baylor ¹	30-8	12-6
2012-13*	Baylor ²	23-14	9-9
2013-14	Baylor ¹	26-12	9-9
2014-15	Baylor ¹	24-10	11-7
2015-16	Baylor ¹	22-12	10-8
2016-17	Baylor ¹	27-8	12-6
2017-18	Baylor ²	19-15	8-10
2018-19	Baylor ¹	20-14	10-8
2019-20	Baylor ³	26-4	15-3
2020-21	Baylor ¹	28-2	13-1
2021-22	Baylor ¹	27-7	14-4
2022-23	Baylor ¹	23-11	11-7
2023-24	Baylor ¹	24-10	11-7
TOTAL	22nd season	464-254	199-171
BAYLOR	21st season	444-243	187-169

† Baylor played no non-conference schedule due to NCAA sanctions.
* Two of Baylor’s wins were credited to interim head coach Jerome Tang.
¹ NCAA Tournament Appearances | ² NIT Appearances | ³ COVID-19 pandemic

DREW VS. 2023-24 OPPONENTS

OPPONENT	CAREER
Auburn.....	3-0
BYU.....	4-1
Cincinnati.....	2-1
Clemson.....	0-0
Colgate.....	1-0
Cornell.....	1-0
Duke.....	0-2
Florida.....	2-1
Gardner-Webb.....	2-0
Houston.....	1-1
Iowa State.....	21-16
John Brown.....	2-0
Kansas.....	9-29
Kansas City.....	2-1
Kansas State.....	18-19
Michigan State.....	2-1
Mississippi Valley.....	3-0
Nicholls.....	4-0
Northwestern State.....	5-0
Oklahoma.....	20-23
Oklahoma State.....	26-18
Oregon State.....	1-0
Seton Hall.....	1-0
Texas.....	22-23
TCU.....	18-6
Texas Tech.....	25-16
UCF.....	1-0
West Virginia.....	17-8
CAREER W-L TOTAL.....	464-254

GAME 35 – CLEMSON

MISCELLANEOUS STATISTICS

Current Streak.....	Won 1
Current Home Streak.....	Won 1
Current Neutral Streak.....	Won 1
Current Road Streak.....	Lost 1
Last Win.....	March 22 vs. Colgate (92-67)
Last Home Win.....	March 4 vs. Texas (93-85)
Last Neutral Win.....	March 22 vs. Colgate (92-67)
Last Road Win.....	Feb. 26 vs. TCU (62-54)
Last Loss.....	March 15, 2024 vs. ISU (62-76)
Last Home Loss.....	Feb. 24 vs. No. 2 Houston (76-82 ^{OT})
Last Neutral Loss.....	March 15, 2024 vs. ISU (62-76)
Last Road Loss.....	March 9, 2024 @ Texas Tech (68-78)

2023-24 RECORD BY STARTING LINEUP

Dennis (g), Nunn (g), Walter (g), Bridges (f), Missi (c).....	21-10
Dennis (g), Nunn (g), Walter (g), Bridges (f), Tchamwa Tchatchoua (f)....	2-0
Dennis (g), Nunn (g), Walter (g), Bridges (f), Ojjanwuna (c) ..	1-0

RECORD WHEN...

	2023-24		DREW
	ALL	B12	ERA
Leading or tied at halftime	19-2	8-2	359-58
Trailing at halftime	5-8	3-5	86-185
Shoot 50 percent or higher	13-0	4-0	201-12
Shoot lower than 50 percent	11-10	7-7	244-232
Shoot higher pct than opponent	18-1	7-1	373-30
Shoot lower percentage than opp	6-9	4-6	73-213
Opp. shoot lower than 50 percent	20-7	7-5	411-131
Opp. shoot 50 percent or higher	4-3	4-2	35-112
Score fewer than 60 points	0-0	0-0	18-54
Score 60-plus points	24-10	11-7	428-190
Score 70-plus points	21-5	9-4	368-84
Score 80-plus points	14-1	4-1	193-16
Score 90-plus points	10-1	2-1	82-5
Score 100-plus points	2-1	0-1	29-1
Opp. score fewer than 50 points	2-0	—	46-1
Opp. score fewer than 60 points	5-0	2-0	159-9
Opp. score fewer than 70 points	11-2	4-2	314-59
Opp. score fewer than 80 points	19-7	8-6	417-160
Opp. score 80-plus points	4-3	2-3	25-83
Opp. score 90-plus points	1-1	0-1	4-23
More rebounds than opponent	18-5	7-4	330-95
Equal/fewer rebounds than opp.	6-5	4-3	116-148
Fewer turnovers than opp.	11-2	6-2	243-80
Equal/more turnovers than opp.	13-8	5-5	203-163
Games decided by 5 or fewer pts	4-4	3-4	87-72
OT games	1-3	1-3	22-10
Games as a ranked team	24-10	11-7	280-97
Games vs. AP ranked opponents	5-5	5-3	73-115
Games following a win	17-6	8-4	313-138
Games following a loss	7-4	3-3	132-105
More points in paint than opp.	12-5	6-4	301-97
Equal/fewer pts in paint than opp.	12-5	5-3	145-146
More points off TO than opp.	14-1	5-1	284-81
Equal/fewer pts off TO than opp.	10-9	6-6	162-163
More bench points than opp.	11-2	3-1	264-118
Equal/fewer bench points than opp.	13-8	8-6	182-125
More 2nd-chance points than opp.	19-5	8-3	275-130
Equal/fewer 2nd-ch. pts than opp.	5-5	3-4	171-113
Playing in November	7-0	—	98-18
Playing in December	3-2	—	98-22
Playing in January	5-3	4-3	102-72
Playing in February	6-2	6-2	87-77
Playing in March	4-2	2-1	59-53
Playing in April	—	—	4-1

MILESTONE WATCH

- With 15 points against Auburn, **RayJ Dennis** eclipsed the 1,500 point mark for his career (1,934), and dished out his 500th-career assist against Kansas City and his 700th assist against Iowa State last week. (712).
- **Dennis** ranks in the top-eight among active players in career games played (163), and his 712 career assists are seventh-most among active players.
- With 234 assists this season, **Dennis** enters this matchup with the third-most assists in a season in program history, and is 21 assists away from catching **Pierre Jackson** for second-most (255).
- **Dennis** is on pace to finish third in assists per game in a single-season (6.9).
- **Jalen Bridges** has appeared in every game in a Baylor uniform, and eclipsed the 1,000-point mark for his career with 12 points against UCF (1/31/24)
- **Jonathan Tchamwa Tchatchoua** played in his 100th career game against Kansas City after making his career-first start at BU in the season-opener against Auburn.
- **Tchatchoua** is 18 points away from 500 in his Baylor career (482).

NOTABLE STREAKS

- BU is 96-1 in its last 97 games when shooting a higher percentage than its opponent (only loss Feb. 20, 2024 at BYU).
- Baylor has won 59-straight games when shooting 50% or higher (last loss March 18, 2018 vs. Mississippi State).
- BU has appeared in 29-straight AP Polls, the 8th-longest active streak in the nation, and the third-longest in the Big 12 and the second-longest in program history.

WALKED THE WALK, NOW TALKING THE TALK

- Former BU Player Pat Nunley (1978-81) is entering his 43rd season as a radio analyst for Baylor men’s basketball.
- Nunley was named to the Baylor Hall of Fame class of 2023, enshrined on Nov. 3, 2023.
- Playing alongside Southwest Conference Hall of Famer Terry Teagle and first-round pick Vinnie Johnson, Nunley averaged a career-best 12.3 points per game as a junior in 1979-80.
- Nunley started for four years with the Bears, and was named the Bill Henderson SWC Sportsman of the year in 1981.
- His fellow 2023 inductees include J.D. Walton (Football), Ken Quesenberry (football), Max Muncy (baseball), Denes Lukacs (tennis), Stan Curry (track and field), Sandy Forsythe Massey (track and field) and Tiffany Townsend (track and field).

THE BEARS PLAY THE ROLE OF THE FIFTH DENTIST, DO NOT RECOMMEND COLGATE

- In addition to BU’s 92 points being a program-best in the NCAA Tournament, the 25-point win was BU’s third-largest in NCAAT history.
- Baylor’s 16 made three-pointers tied a program NCAA Tournament record.
- **Jalen Bridges** had a game-high 23 points to lead the Bears, his second-straight game of 20+ points and his fifth of the season.
- The senior’s five made three-pointers ranked as the second-most in an NCAA Tournament game in program history, and the most since King McClure had five against USC on March 19, 2017.
- **Ja’Kobe Walter** poured in 19 points, his highest scoring output since he had 23 against Houston on 2/24. It was the most points in a Baylor NCAAT debut since **Macio Teague** had 22 against Hartford (3/19/21).

A HILL(TON) TOO CLIMB TO TALL

- In its first Big 12 Championship Semifinal since 2021, BU fell to Iowa State 76-62 at the T-Mobile Center, affectionately known as “Hilton South” as Iowa State fans regularly take over the neutral-site venue in Kansas City.
- In the loss, **Jalen Bridges** and **Yves Missi** recorded double-doubles as Bridges notched 20-point and 12 rebounds, while Missi chipped in 14 points and 11 boards.
- The game marked BU’s first since Nov. 17, 2021 where multiple players pulled down double-figure rebounds, when Jeremy Sochan and Jonathan Tchamwa Tchatchoua pulled down 12 and 10 respectively.
- **RayJ Dennis** tied a Baylor Big 12 Championship record with 11 assists, tying Jake Lindsey’s mark set in 2017 vs. KSU.

ANOTHER BATTLE WITH THE BEARCATS

- After scoring just 24 first-half points, BU outscored Cincinnati 44-30 in the second half to claim its first win at the Big 12 Championship since 2021.
- **Jayden Nunn** nabbed a career-high five steals, tied for the third-most in program history in a Big 12 Championship game.
- The Bears improved to 5-0 this season and 158-9 under **Scott Drew** when holding an opponent under 60 points.
- The Bears improved to 6-7 under Drew in the Big 12 Championship when playing as the higher seed.

A COMEBACK COMES UP JUST SHORT IN LUBBOCK

- The Bears erased a 16-point second-half lead by the Red Raiders to lead by one with 7:25 to play, before Tech went on a 14-2 run, to go back in front by 10 and close out the game.
- Sixteen points was the largest deficit the Bears have erased this season to come back and take the lead. The previous best was 14 on Monday against Texas.
- **Ja’Kobe Walter** had a team-high 15 points, the ninth time he has led the team in scoring this season and BU is 6-3 when Walter leads the team in scoring this season.

ONE TO REMEMBER ME BY

- Baylor erased a 14-point Texas lead for a second-straight season at home, thanks to a 21-2 second-half run to claim the final regular-season meeting between the Bears and the Longhorns.
- The Bears held the Horns without a field goal for a 9:41 stretch in the second half, turning an 11-point deficit into a seven-point lead.
- BU's 42 free-throw attempts were the most since taking 43 vs. Mississippi Valley State in 2022-23.
- Baylor's 34 made free throws are its most since making 38 against Nebraska in the 2014 NCAA Tournament (3/21/14).
- **Jalen Bridges** tallied a career-high 32 points of 6-of-7 shooting from beyond the arc.

SPLITTING HAIRS

- Baylor beat Kansas for a fifth-straight season with an 82-74 win over the Jayhawks at Foster Pavilion.
- **RayJ Dennis** notched his third double-double of the season with a team-high 19 points and 10 assists.
- **Dennis** combined with **Jayden Nunn** (18 points) to go 9-for-9 from the floor in the second half.
- With the win, BU secured a series split with the Jayhawks for a fifth-straight season and a sixth time in the last seven years.

BIG BEARS IN COWTOWN

- BU's 54 points allowed against the Frogs were it's fewest allowed by the Bears in conference play this season, and the fewest allowed to a conference opponent since giving up just 49 against Kansas State on Jan. 25, 2022.
- A win put the Bears over the 20-win mark for the sixth-straight season and the 15th time in the last 17 seasons.
- 25 points were Baylor's second-fewest in a first half this season (17 vs. Michigan State).
- **Yves Missi** and **Ja'Kobe Walter** tied for the game-high with 16 points in the win.
- **RayJ Dennis** scored nine points to go along with nine rebounds and nine assists.

ANOTHER THRILLER AT FOSTER

- The Bears dropped a third overtime game of the season with an 82-76 setback against No. 2 Houston.
- Baylor trailed 29-12 with 7:57 left in the first quarter, marking its largest deficit since trailing by 30 vs. Michigan State in Detroit.
- The 17-point deficit was Baylor's largest overcome since they trailed by 20 in the second half to North Carolina in the 2022 NCAA Tournament, before forcing overtime in Fort Worth.
- **Jalen Bridges** had 17 points and a career-high 13 rebounds in 42 minutes, recording his second double-double at Baylor and the fourth of his career.

A TOUGH TUESDAY NIGHT IN PROVO

- The Bears were beat on the offensive boards 16-7 and outscored 20-4 in second-chance points in a 78-71 loss to BYU.
- BU had it's streak of 92-straight wins when shooting higher than the opponent come to an end.
- **Jalen Bridges** extended his career-long streak having hit a three-pointer in 10-straight games.
- **RayJ Dennis** accounted for all of Baylor's eight assists, his 23rd time to lead the team in assists this season.

A WIN ON THE COUNTRY ROADS

- Baylor scored 94 points in the win, it's most points in a regulation Big 12 game since scoring 107 against Kansas State on Jan. 27, 2021.
- BU won a seconds-straight Big 12 game by 10+ points, marking the first time the Bears have had back-to-back double-digit conference wins since Feb. 8, 2023 (Texas Tech +27 & Oklahoma +10).
- The Bears had six players in double figures for the first time since Jan. 25, 2023, against No. 8 Texas, and all five starters in double-figures for the second-straight game.

A RARE COMFORTABLE WIN IN THE BIG 12

- Baylor captured its first double-digit win in conference play with a 79-62 win over No. 25 Oklahoma.
- A game after tying a season high in turnovers (21) against Kansas, the Bears committed a season-low five turnovers in a 17-point win over No. 25 Oklahoma.
- The 17-point margin was Baylor's largest win against a ranked opponent since beating No. 20 Texas 80-63 on 2/12/22.
- **Jayden Nunn** Recorded his best game at Baylor with 27 points on 8 of 12 shooting and a team-high three steals against OU (2/13/24).

JUST SHORT AGAINST THE JAYHAWKS

- Down by as many as 13 in the first half to Kansas, BU chipped away and got within one of the Jayhawks in the second-half before the No. 4 Jayhawks prevailed with the 64-61 win.
- The Bears had two three-point attempts to tie the game in the final seven seconds, but came away empty.
- In the game Baylor's three-true freshmen **Yves Missi**, **Ja'Kobe Walter** and **Miro Little** combined for 41 of BU's 61 points.

2023-24 HONORS

JALEN BRIDGES

- All-Big 12 Third Team
- Preseason All-Big 12 (Honorable Mention)
- Julius Erving Preseason Top-20
- NIT Season Tip-Off All-Tournament Team

RAYJ DENNIS

- NABC All-District 8 Second Team
- All-Big 12 Second Team (coaches and media)
- Big 12 All-Newcomer Team
- Preseason All-Big 12 (Honorable Mention)
- NIT Season Tip-Off Tournament MVP
- Big 12 co-Newcomer of the Week (11/27)

SCOTT DREW

- NABC Guardians of the Game Award for Leadership

LANGSTON LOVE

- All-Big 12 Honorable Mention

YVES MISSI

- Big 12 Newcomer of the Week (2/12)
- Big 12 All-Freshman Team
- Big 12 All-Defensive Team
- All-Big 12 Honorable Mention

JAYDEN NUNN

- Big 12 Player of the Week (2/19)
- Big 12 Newcomer of the Week (2/19)

JA'KOB WALTER

- Big 12 Freshman of the Year
- All-Big 12 Third Team
- Big 12 All-Freshman Team
- Preseason Big 12 Freshman of the Year
- Jerry West Award Preseason Top-20
- Big 12 Player of the Week (11/13)
- NABC Player of the Week (11/14)
- Wooden Award Preseason Top-50
- NIT Season Tip-Off All-Tournament Team
- Wooden Award Midseason Top-25
- Jerry West Award Top-10

ADJ. POINTS PER POSSESSION

GAME	BAYLOR	OPPONENT
vs. Auburn	1.14	1.06
John Brown	1.33	0.97
Gardner-Webb	1.04	0.84
Kansas City	1.50	0.92
vs. Oregon State	1.22	1.00
vs. Florida	1.28	1.23
Nicholls	1.48	0.96
Northwestern State	1.34	0.59
Seton Hall	1.26	0.97
vs. Michigan State	0.90	1.24
vs. Duke	1.06	1.18
Mississippi Valley State	1.60	0.72
Cornell	1.34	1.08
at Oklahoma State	1.07	1.00
BYU	1.19	1.09
Cincinnati	0.98	0.94
at Kansas State	0.88	0.93
at Texas	1.27	1.24
TCU	1.13	1.17
at UCF	1.22	1.10
Iowa State	1.08	1.05
Texas Tech	1.09	1.18
at Kansas	0.91	0.96
Oklahoma	1.36	1.07
at West Virginia	1.34	1.16
at BYU	1.15	1.26
Houston	1.06	1.14
at TCU	0.95	0.83
Kansas	1.28	1.16
Texas	1.33	1.21
at Texas Tech	1.00	1.15
vs. Cincinnati	1.03	0.85
vs. Iowa State	0.93	1.13
vs. Colgate	1.44	1.05

GAME 35 – CLEMSON

LARGEST LEADS & DEFICITS

	W/L	HALFTIME	LARGEST	LARGEST
	SCORE	MARGIN	LEAD	DEFICIT
vs. Auburn	W, 88-82	-9 34-43	+6	-9
JOHN BROWN	W, 96-70	+13 47-34	+31	-3
GARDNER-WEBB	W, 77-62	+6 40-34	+16	-3
KANSAS CITY	W, 99-61	+18 51-34	+39	-1
vs. Oregon State	W, 88-72	+18 44-26	+19	-
vs. Florida	W, 95-91	0 41-41	+11	-7
NICHOLLS	W, 108-70	+25 50-25	+41	-
NORTHWESTERN ST.	W, 91-40	+26 40-14	+51	-
SETON HALL	W, 78-60	+10 42-32	+18	-2
vs. Michigan St.	L, 88-64	-28 17-45	-	-30
vs. Duke	L, 70-78	-2 32-34	+6	-13
MISS. VALLEY	W, 107-48	+30 50-20	+59	-
CORNELL	W, 98-79	+16 58-42	+19	-1
at Ok. State	W, 75-70 ^{OT}	+4 31-27	+6	-4
BYU	W, 81-72	-6 33-39	+11	-9
CINCINNATI	W, 62-59	0 27-27	+9	-7
at Kansas State	L, 68-64 ^{OT}	+5 31-26	+8	-4
at Texas	L, 73-75	-1 41-42	+6	-8
TCU	L, 102-105 ^{OT}	+5 40-35	+10	-5
at UCF	W, 77-69	-6 32-38	+9	-10
IOWA STATE	W, 70-68	+12 40-28	+15	-7
TEXAS TECH	W, 79-73	+1 36-35	+15	-6
at Kansas	L, 64-61	-6 28-34	+2	-13
OKLAHOMA	W, 79-62	+13 40-27	+21	-3
at West Virginia	W, 94-81	+8 42-34	+22	-3
at BYU	L, 71-78	-5 37-42	+9	-9
HOUSTON	L, 76-82 ^{OT}	-16 25-41	+2	-17
at TCU	W, 62-54	+2 25-23	+18	-4
KANSAS	W, 82-74	+1 35-34	+13	-5
TEXAS	W, 93-85	-8 40-48	+12	-14
at Texas Tech	L, 68-78	-13 27-40	+2	-16
vs. Cincinnati	W, 68-56	-2 24-26	+14	-9
vs. Iowa State	L, 62-78	-8 27-35	-	-22
vs. Colgate	W, 92-67	+20 54-34	+25	-

GAME TRENDS

	W/L	TIME	TIME	TIME
	SCORE	LEADING	TRAILING	TIED
vs. Auburn	W, 88-82	11:08	25:20	3:32
JOHN BROWN	W, 96-70	37:09	2:40	0:11
GARDNER-WEBB	W, 77-62	32:31	5:34	1:55
KANSAS CITY	W, 99-61	39:31	0:09	0:20
vs. Oregon State	W, 88-72	39:21	0:00	0:39
vs. Florida	W, 95-91	30:39	6:31	2:50
NICHOLLS	W, 108-70	39:39	0:00	0:21
NWST	W, 91-40	39:27	0:00	0:33
SETON HALL	W, 78-60	38:10	0:54	0:56
vs. Michigan St.	L, 64-88	0:00	39:18	0:42
vs. Duke	L, 70-78	8:45	27:21	3:54
MISS. VALLEY	W, 107-48	39:14	0:00	0:46
CORNELL	W, 98-79	38:26	0:46	0:12
at Oklahoma State	W, 31-27	23:37	11:02	5:21
BYU	W, 81-72	18:28	18:56	2:36
CINCINNATI	W, 62-59	17:16	17:34	5:10
at Kansas State	L, 68-64	36:29	4:09	4:23
at Texas	L, 73-75	14:22	19:09	6:29
TCU	L, 102-105	31:49	14:49	9:38
at UCF	W, 77-69	6:42	30:58	3:20
IOWA STATE	W, 70-68	29:52	8:18	1:50
TEXAS TECH	W, 79-73	24:44	9:32	5:44
at Kansas	L, 61-64	0:17	38:36	1:07
OKLAHOMA	W, 79-62	35:50	2:07	2:03
at West Virginia	W, 94-81	34:05	3:41	2:14
at BYU	L, 71-78	14:31	22:59	2:30
HOUSTON	L, 76-82	0:24	41:44	3:52
at TCU	W, 62-54	33:20	4:00	2:40
KANSAS	W, 82-74	26:52	7:04	6:04
TEXAS	W, 93-85	6:50	32:04	1:06
at Texas Tech	L, 68-78	0:38	37:18	1:04
vs. Cincinnati	W, 68-56	20:55	16:20	2:45
vs. Iowa State	L, 62-76	0:00	39:03	0:57
vs. Colgate	W, 92-67	39:12	0:00	0:48
TOTAL		820:13 (59.0%)	486:56 (35.0%)	86:32 (6.2%)

HELLO AGAIN OLD FRIEND

- Baylor used a 13-0 second half run to top No. 23 Texas Tech and former BU assistant coach Grant McCasland.
- The win over McCasland gave Drew his first win over a former assistant coach (1-3).
- Baylor's **RayJ Dennis** had a game-high 21 points and dished out five assists, his 16th game this season with 5+ assists.
- BU's **Yves Missi** added 17 points and seven rebounds, while notching a career-high seven made free throws.

A WILD ONE AT FOSTER

- Baylor survived a 20-0 run by Iowa State and erased a 7-point deficit in the second half to snap a three-game losing streak against Iowa State.
- **Jayden Nunn** became the first Baylor player since **Jo Lual-Acuil** in 2018 to make a game-winning shot in the final 10 seconds, when his lay-up dropped with 2.0 seconds to play in the game.
- **RayJ Dennis** poured in a team-high 18 points, his 16th double-figure scoring game of the season and the sixth time he led the team in scoring this year.
- The senior played in his 150th consecutive game tonight, and ranks in the top-15 among active players in the country in career games played.
- In the wake of two technical fouls, **Scott Drew** was ejected for the first time in his 22 year career.

CAUGHT A SNAPPER IN FLORIDA

- Baylor snapped its three-game losing skind with a 77-69 win over Central Florida in Orlando
- The win snapped a streak of three-straight losses by four points or less, the first time that had happened to the Bears since 1975.
- Despite trailing for for 30:58 and getting down by as many as 10-points, the Bears snapped a three-game losing streak with a 77-69 win at UCF.
- Baylor's 10-point deficit against UCF is the largest deficit overcome in a win this season, and its largest since erasing a 14-point first-half deficit in a win over Texas last season (2/25/24).
- **Langston Love** established a new career with 24 points to go along with a team-high 7 rebounds

A TRIPLE-OVERTIME THRILLER

- BU played its first game of at least three overtimes since 2008 (a 5OT game at Texas A&M).
- It marked Baylor's first triple OT game since Jan. 23, 2008 at Texas A&M and was just the fourth time in program history a game has gone at least three overtimes, with the Bears going 2-2 in those games.
- Saturday's game marked the third-straight game in the series to be decided by four points or less.
- **Yves Missi** had a career-best 25 points on 10-of-14 shooting with nine rebounds in a career-high 42 minutes.
- It marked the most points out of the center position since Jo Lual-Acuil had 31 points vs. Savannah State in 2017.

DOWNED BY TEXAS AT THE HORN

- Texas' Tyrese Hunter hit a shot at the buzzer to beat the Bears 75-73, handing BU consecutive losses in Austin for the first time since 2014 and 15.
- **Ja'Kobe Walter** had game highs in points (22) and rebounds (7), while recording his sixth 20-point game of the season.
- After Texas started the game 9-for-11 from three in the first half, Baylor held Texas to 0-for-8 from deep in the second half.
- Baylor shot .800 from the free throw line, tied for it's second-best free throw percentage of the season.

FIRST BIG 12 LOSS OF THE SEASON AT KANSAS STATE

- Kansas State closed the game on a 9-0 run in overtime to hand BU its first Big 12 loss of the season and its third-straight against the Wildcats.
- The Bears shot season-lows from the field (.329) and the free throw line (.563).
- BU pulled down a season-high 32 offensive rebounds.
- 47 total rebounds were BU's most since grabbing a season-high 51 against Northwestern State (12/2/23).

BEARS PULL OUT A TIGHT ONE AGAINST CINCY

- Despite their season-low scoring output, the Bears held off a late comeback attempt by Cincinnati 62-59 to remain unbeaten in the league.
- The Bears and Bearcats were tied 27-27 at the half, improving to 12-0 on the season when tied or leading at the half.
- Baylor improved to 3-0 in conference play for the fourth time in the last five years.
- **Langston Love** led the way with 11 first-half points, while **Ja'Kobe Walter** scored all 14 of his points in the second half.

BIG 12 BATTLE BETWEEN BYU AND BAYLOR GOES TO THE BEARS

- BU overcame a nine-point second-half deficit to win its fourth conference home-opener in the last five years.
- Baylor shot 43.1 percent in the game but was 14-of-27 in the second half for a 51.9 percent.
- **Jalen Bridges** had a game-high and season-best 25 points on 7-of-14 shooting, with five rebounds and two assists in 36 minutes.
- **Ja'Kobe Walter** had 16 points with two rebounds in 30 minutes. He has scored in double figures in 11 of his 15 collegiate games.

SURVIVED IN STILLWATER

- BU outlasted a feisty Oklahoma State squad 75-70 in overtime for its ninth-straight win at Gallagher-Iba Arena.
- Despite only hitting two three-pointers, the nation’s leading 3-point shooting team out-rebounded the Pokes on the offensive glass 16-5, giving them a 12-6 advantage in second-chance points.
- The win was Baylor’s first overtime victory since it won 66-64 in Stillwater on Feb 21, 2022.
- **Yves Missi** recorded his fourth double-double of the season, the most by a BU player since **Freddie Gillespie** had 10 in 2019-20.

HOME SWEET HOME

- BU opened Foster Pavilion with a 58-point first half, the most points in a half for BU since scoring 61 in the first half against Mississippi Valley in the season opener last year.
- **Ja’Kobe Walter** had a game-high 23 points, his second-straight 20-point outing of the season (5th overall). BU improved to 5-0 when he scores 20+.
- **Yves Missi** scored a career-high 16 points on a perfect 8-of-8 shooting night, becoming he first BU player since **Flo Thamba** in 2021 to shoot 1.000 taking at least eight shots.

SHOOTING THE LIGHTS OUT

- Baylor started the game on a 20-0 run its longest run since a 24-0 spurt against MVSU in the season opener last year.
- BU set a new program record for field-goal percentage in a game (.672).
- The Bears 59-point win tied for the fifth-largest in program history and was its largest since a 64-point win against Mississippi Valley last season.
- 19 three-pointers are the second-most in program history and the most BU has ever made in a game at the Ferrell Center. The program record is 20 three-pointers set 2/14/1995 at TCU.
- **Ja’Kobe Walter** had a team-high 26 points with a career-high 5 assists.

DOWNED BY THE BLUE DEVILS

- Baylor dropped to 9-2 on the season and 3-3 in Madison Square Garden
- Baylor’s 12-0 run in the first half was its second longest of the year and its longest since a 13-0 run against John Brown on Nov. 11.
- With 11 points and 10 rebounds, **Yves Missi** recorded his third double-double of the season, the most in a single-season by a Baylor player since James Akinjo had 3 in 2021-22.
- With his team-high 17 points, Dennis scored in double figures for the 58th time in his last 60 games. Dennis pulled down a season-high 7 rebounds.

STUMBLE VS. SPARTY

- BU allowed Michigan State to shoot .633, Baylor’s highest opponent FG % allowed since Oklahoma shot .661 from the field on Feb. 26, 2005.
- Baylor failed to take the lead at any point in the game for the first time since Dec. 2, 2018 at Kansas State, snapping a 164 game streak.
- The Bears scored just 17 points in the first half, its fewest since it scored 15 against Wichita State on 12/1/2018.
- **RayJ Dennis** scored in double figures for the eighth time at Baylor and the 57th time in the last 60 games.

400 WINS AT FERRELL

- With a 78-60 win over Seton Hall in the Big East-Big 12 Battle BU recorded its 400th- all-time win at the famed Ferrell Center.
- BU Improved to a league-best 14-4 in Conference Challenges, and 3-1 in the Big East-Big 12 Battle.
- Baylor is second in the nation and improved to 26-3 when faced with a rest disadvantage.
- **RayJ Dennis** had a team-high 17 points, with seven assists and five rebounds in 36 minutes.

LOCKED DOWN THE DEMONS

- BU limited Northwestern State to just 14 first-half points, the second-fewest allowed in a half by BU in the Big 12 era (1996-97).
- 40 points were Baylor’s fewest allowed since holding No. 6 Villanova to 36 on 12/12/21.
- BU’s 51-point win tied for the 12th widest margin of victory in program history and the largest since beating Mississippi Valley by 64 in the season opener last season.
- BU improved to 45-1 under Drew when holding teams under 50 points.
- **Yves Missi** recorded his second career double-double with 13 points and 10 rebounds, Baylor’s third double-double this season.

CRUSHED THE COLONELS

- BU’s 108 points were its most since scoring 117 in the season opener against MVSU last year in the season opener.
- Baylor allowed zero second-chance points for the first time since Jan. 4, 2022 when they held Oklahoma scoreless in that category.
- BU’s 25 assists were its most since it had 26 against Texas Tech last season (2/4/23).
- Baylor finished the month of November with an undefeated record for the third time in the last four seasons.
- The Bears won seven games in November for the third time in school history (2021 & 2016).

DOUBLE-FIGURE GAMES

POINTS	23-24	CAREER
RayJ Dennis	25	102 (25 at BU)
Jalen Bridges	21	55 (40 at BU)
Jayden Nunn	16	41 (16 at BU)
J. Tchamwa Tchatchoua	1	20 (19 at BU)
Langston Love	14	24
Ja’Kobe Walter	24	24
Yves Missi	21	21
Caleb Lohner	2	20 (4 at BU)
Josh Ojianwuna	3	5

REBOUNDS	23-24	CAREER
Caleb Lohner	0	11 (1 at BU)
J. Tchamwa Tchatchoua	0	11 (9 at BU)
Jalen Bridges	2	7 (3 at BU)
Yves Missi	6	6
RayJ Dennis	0	4 (0 at BU)
Josh Ojianwuna	1	2
Langston Love	1	1

ASSISTS	23-24	CAREER
RayJ Dennis	4	6 (4 at BU)

DOUBLE-DOUBLES	23-24	CAREER
RayJ Dennis	3	8 (3 at BU)
J. Tchamwa Tchatchoua	0	5 (4 at BU)
Yves Missi	5	5
Jalen Bridges	2	5 (3 at BU)
Caleb Lohner	0	2 (0 at BU)
Josh Ojianwuna	0	1
Langston Love	1	1

20+ POINTS	23-24	CAREER
RayJ Dennis	4	25 (4 at BU)
Jalen Bridges	5	9 (7 at BU)
Ja’Kobe Walter	8	8
Jayden Nunn	3	7 (3 at BU)
Langston Love	3	4
Yves Missi	2	2
Caleb Lohner	—	1 (0 at BU)
J. Tchamwa Tchatchoua	—	1 (1 at BU)

PARTICIPATION

CAREER STARTS	
143	RayJ Dennis (34 at BU)
120	Jalen Bridges (68 at BU)
98	Jayden Nunn (34 at BU)
45	Caleb Lohner (0 at BU)
34	Ja’Kobe Walter
31	Yves Missi
13	Jonathan Tchamwa Tchatchoua (2 at BU)
2	Langston Love
1	Josh Ojianwuna

CAREER GAMES PLAYED (NCAA)

163	RayJ Dennis (34 at BU)
130	Caleb Lohner (68 at BU)
129	Jalen Bridges (68 at BU)
114	Jonathan Tchamwa Tchatchoua (84 at BU)
100	Jayden Nunn (34 at BU)
63	Josh Ojianwuna
55	Langston Love
34	Ja’Kobe Walter
33	Miro Little
33	Yves Missi
18	Austin Sacks

GAME 35 – CLEMSON

SPECIALTY STATISTICS

[PP - Paint; POT - Turnovers; 2nd - Second chance; BP - Bench]

[BAYLOR-OPPONENT]				
OPPONENT	PP	POT	2ND	BP
vs. Auburn	32-34	18-16	17-12	25-39
John Brown	66-28	25-16	18-16	52-15
Gardner-Webb	48-34	13-11	14-4	29-19
Kansas City	30-36	14-19	7-11	26-20
vs. Oregon State	52-38	25-7	9-2	21-24
vs. Florida	26-38	13-21	14-16	26-14
Nicholls	42-28	15-2	11-0	62-27
Northwestern State	36-18	32-6	17-3	29-13
Seton Hall	28-34	17-14	16-7	19-9
vs. Michigan State	28-42	22-29	6-15	19-35
vs. Duke	32-36	12-13	15-7	13-4
Mississippi Valley	40-20	28-6	13-4	49-18
Cornell	40-40	12-14	15-6	23-42
at Oklahoma State	50-36	10-11	12-6	23-6
BYU	22-34	18-4	6-5	19-26
Cincinnati	26-32	11-11	9-14	25-9
at Kansas State	38-28	14-11	18-9	22-14
at Texas	20-28	7-8	7-12	10-12
TCU	50-42	11-16	12-13	22-43
at UCF	30-16	14-6	15-11	32-18
Iowa State	12-20	13-26	16-12	9-16
Texas Tech	36-20	16-11	6-2	12-18
at Kansas	22-30	5-17	15-4	3-3
Oklahoma	28-20	22-6	13-3	5-22
at West Virginia	30-36	20-12	22-14	30-36
at BYU	38-30	14-15	4-20	15-26
Houston	24-32	7-21	14-9	2-12
at TCU	22-20	9-22	11-8	1-8
Kansas	36-46	12-17	11-9	8-10
Texas	26-22	7-22	7-9	15-24
at Texas Tech	34-32	9-14	8-13	15-18
vs. Cincinnati	26-26	16-19	13-2	11-21
vs. Iowa State	34-32	5-16	14-0	14-23
vs. Colgate	34-38	9-16	14-10	16-26
BAYLOR TOTAL	1,138	495	428	687
Baylor Average	33.5	14.6	12.6	20.2
OPP TOTAL	1,006	475	288	667
Opp Average	29.6	14.0	8.5	19.6

RUN TRACKER

GAME	BAYLOR	OPPONENT
vs. Auburn	11-0	7-0
John Brown	13-0	6-0
Gardner-Webb	8-0	7-0
Kansas City	11-0	5-0
vs. Oregon State	8-0	6-0
vs. Florida	10-0	7-0
Nicholls	9-0	5-0
Northwestern State	11-0	5-0
Seton Hall	10-0	7-0
vs. Michigan State	9-0	13-0
vs. Duke	12-0	9-0
Mississippi Valley	20-0	5-0
Cornell	13-0	15-0
Oklahoma State	6-0	7-0
BYU	10-0	6-0
Cincinnati	13-0	7-0
at Kansas State	9-0	9-0
at Texas	6-0	8-0
TCU	7-0	7-0
at UCF	7-0	11-0
Iowa State	12-0	20-0
Texas Tech	13-0	7-0
at Kansas	8-0	9-0
Oklahoma	9-0	5-0
at West Virginia	8-0	6-0
at BYU	8-0	8-0
Houston	12-0	10-0
at TCU	10-0	8-0
Kansas	8-0	6-0
Texas	11-0	6-0
at Texas Tech	9-0	16-0
vs. Cincinnati	9-0	10-0
vs. Iowa State	7-0	9-0
vs. Colgate	9-0	6-0

GIVING THANKS FOR ANOTHER REGULAR-SEASON TOURNEY TITLE

- With a win over Florida, BU won it's fifth regular-season tournament title in it's last six opportunities.
- BU improved to 20-11 against SEC opponents during the Drew era, including 15-7 since 2012-13, and six of the last seven games.
- **RayJ Dennis** took home tournament MVP Honors highlighted by his 24 points and 8 assists against the Gators.
- **Jalen Bridges** hit five threes and averaged 18.5 points in two games to join **Dennis** and **Ja'Kobe Walter** on the all-tournament team.
- **Walter** averaged 17.5 points per game, including 11 against the Gators in the championship game.

BEARS BEAT THE BEAVERS AT BARCLAYS

- BU improved to 5-0 to start a season for the fourth time in the last six years.
- **Ja'Kobe Walter** has the most points by a freshman through five games in the Scott Drew Era (96).
- **Yves Missi** recorded his career-first double-double, BU's first since Flo Thamba had 12 points and 12 rebounds against Texas last season (2/25/23).
- **Missi's** 14 rebounds are the most by a Baylor player since Mark Vital had 15 vs. Oklahoma State on March 12, 2021.

CRUISING PAST THE 'ROOS

- **Jayden Nunn** scored 14-straight first-half points en route to a season-high 25 to lead the Bears past Kansas City
- **Ja'Kobe Walter** poured in 23 for his second 20-point game of the season.
- It marked the first game with two 20-point scorers for BU since Adam Flagler and Keyonte George did it at Kansas 2/18/23
- **RayJ Dennis** scored 11 points and dished out 8 assists to reach 500 career assists.
- Baylor improved to 4-0 for the fourth time in the last six seasons.

FINDING OTHER WAYS TO WIN

- Despite snapping a streak of 1,032 straight games with at least one 3-pointer, the Bears found a way to win a 77-62 contest against Gardner-Webb.
- Baylor also snapped a streak of 181-straight games of making 2-plus three-pointers.
- **Ja'Kobe Walter** had a team-high 14-points to lead the Bears for a second time in three games.
- **Yves Missi** established a career high in points (11), blocks (5) and rebounds (8).

CAUGHT THE TIGERS BY THE TAIL

- Trailing by 9 at the half and 6 with 6-minutes to play, BU used a 13-2 run over the next five minutes to take control of the game and open the season with a win against a power conference opponent for the first time since Colorado in 2013.
- BU improved to 19-2 in season openers under **Scott Drew** (five-straight wins).
- Five-star freshman **Ja'Kobe Walter** burst out of the gates with 28-points, the most by a freshman in a debut in program history.
- **Walter** is one of four freshman in Big 12 history to score at least 28 points in his debut, and the only one to do it against a power conference opponent.
- **Walter** went a perfect 10-for-10 from the free throw line making him the ninth different player in program history to shoot 1.000 percent from the line [min. 10 attempts]

ELEVEN CONSECUTIVE POSTSEASON BERTHS

- Baylor is on a school-record streak of 11-consecutive postseason berths and has appeared in 14 of the last 15 postseasons. BU made seven postseason appearances in the program's 97 seasons prior to the **Scott Drew** era.
- Baylor is 1 of 8 teams to appear in every postseason since 2012, joining Gonzaga, Iona, Kansas, Michigan State, Oregon, Saint Mary's and Virginia.
- BU earned NCAA bids in 2012, 2014, 2015, 2016, 2017, 2019, 2021, 2022, and 2023 and NIT bids in 2013 and 2018.
- Baylor has appeared in 13 of 14 postseasons since 2008. Prior to that, Baylor's only postseason berths were in 1946 (NCAA), 1948 (NCAA), 1950 (NCAA), 1987 (NIT), 1988 (NCAA), 1990 (NIT) and 2001 (NIT).

FOUR-STRAIGHT TOP-THREE SEEDS

- Baylor earned its third-straight top-three seed for a fourth-straight NCAA Tournament becoming the only team to accomplish that.
- 2024 marks the fifth time BU has earned a No. 3 seed after also doing it in 2010, 2012, 2015, 2017 and 2023.
- Baylor has earned a top-3 seed in 8 of the last 14 NCAA Tournaments.
- BU is 17-7 in NCAAT games as the higher seed, but 2021 was the first time as a higher seed after the Sweet 16.
- BU is 3-5 in NCAAT games as the lower/same seed, though four of those five losses were to top-2 seeds.

A TOP-25 STAPLE

- BU has now been ranked in 94 of the last 95 AP Polls.
- Ranked in the AP Top-25 for 29-straight weeks, Baylor has the eighth-longest active streak in the country and the third-longest in the Big 12 Conference. (Houston 84, Kansas 63).
- Ranked as high as No. 6 this year, The Bears have now been ranked in the top-10 for a fifth-straight year, one of just five programs (Duke, Gonzaga, Kansas and Kentucky) to accomplish that feat.
- BU spent a school-record 54 weeks in the AP Top-10 from Dec. 16, 2019-Dec. 5, 2022.
- Baylor set a school-record streak of 65-straight weeks ranked in the AP Top 25 (previous record was 25). The streak lasted from Nov. 5, 2019 to Jan 9, 2023 (1,161 Days).

THE BIG 12'S MOST WINS IN CONFERENCE CHALLENGES

- Baylor is 14-4 in conference challenges – 8-2 in Big 12/SEC Challenge, 3-1 in Big 12/Pac-12, 3-1 in Big 12/Big East.
- Baylor's 14-4 record in conference challenges (Big 12-Big East, Big 12/SEC, Big 12/Pac-12) is best in the Big 12, followed by Kansas at 12-7, OSU at 11-8, Iowa State at 10-8, Texas Tech at 10-9, OU at 10-9, Texas at 8-9, TCU at 7-7, K-State at 7-11 and WVU at 5-10.

SUCCESS IN TOURNAMENTS

- Baylor is 42-13 in regular-season tournaments during the Drew era, including titles in 4 of the last 5 tournaments.
- BU is 29-5 in its eight regular-season tournaments since 2013-14, going 3-1, 3-1, 3-1, 4-0, 4-0, 3-1, 3-0, 3-0, 1-1 and 2-0.
- BU advanced to championship games in the 2007 Paradise Jam (won), 2008 76 Classic (lost), 2011 Las Vegas Classic (won), 2013 Maui Invitational (lost), 2014 Las Vegas Invitational (lost), 2016 Battle 4 Atlantis (won), 2017 Hall of Fame Classic (won), 2019 Myrtle Beach Invitational (won) and 2021 Battle 4 Atlantis (won).
- Baylor has won seven regular-season tournament titles under Drew – 2023 NIT Season Tip-Off, 2021 Battle 4 Atlantis, 2019 Myrtle Beach Invitational, 2017 Hall of Fame Classic, 2016 Battle 4 Atlantis, 2011 Las Vegas Classic and 2007 Paradise Jam.

RANKED IN EVERY AP TOP 25 SPOT IN LAST SEVEN YEARS

- Baylor has been ranked in every AP Top 25 spot at some point in the last seven years (since March 2, 2015).
- The Bears were ranked in every AP Top 10 spot at some point over the last three seasons (since Dec. 6, 2021).

RANK	LAST TIME
No. 1	Jan. 10, 2022
No. 2	Dec. 6, 2021
No. 3	March 7, 2022
No. 4	March 14, 2022
No. 5	Nov. 14, 2022
No. 6	Dec. 11, 2023
No. 7	Feb. 27, 2023
No. 8	Jan. 31, 2022
No. 9	Jan. 15, 2024
No. 10	Dec. 19, 2023
No. 11	March 4, 2024
No. 12	Feb. 12, 2024
No. 13	Feb. 5, 2024

RANK	LAST TIME
No. 14	March 18, 2024
No. 15	Feb. 26, 2024
No. 16	Oct. 21, 2019
No. 17	Dec. 25, 2023
No. 18	Jan. 29, 2024
No. 19	Nov. 29, 2019
No. 20	Oct. 16, 2023
No. 21	Jan. 16, 2023
No. 22	Nov. 20, 2017
No. 23	Dec. 4, 2017
No. 24	Nov. 18, 2019
No. 25	Nov. 13, 2017

SCOTT DREW COACHING TREE

- Four current Division I head coaches took their first DI head coaching jobs after stints on Scott Drew's BU staff.
- Jerome Tang is in his second year as head coach at Kansas State. He was a member of Drew's original Baylor staff in 2003-04 and spent 19 years with Drew.
- Grant McCasland is in his first season as head coach at Texas Tech. He spent five years as a Baylor assistant before taking over as Arkansas State head coach for one season in 2016-17.
- Matthew Driscoll is in his 15th season as head coach at North Florida after six seasons as a Baylor assistant.
- Paul Mills is in his first season as head coach at Wichita State. He was a member of Drew's original Baylor staff in 2003-04 and spent 14 years with Drew, the final eight as an assistant coach.
- All four former assistants have led their teams to NCAA Tournaments – Driscoll led UNF to the 2015 NCAA Tournament, while McCasland took UNT to the 2021 Second Round and Mills took ORU to the 2021 Sweet 16.
- Additionally, McCasland led North Texas to the NIT Championship in 2023, prior to leaving for Texas Tech.
- Drew is 1-4 all time when facing a former assistant as a head coach.

PROTECTING HALFTIME LEADS

- Baylor is 130-15 when leading at halftime since the start of 2017-18.
- Baylor has won 90% of its games (247-28) when leading at the half in the last 10+ seasons ... **19-2** in 2023-24, **19-5** in 2022-23 **20-3** in 2021-22, **24-0** in 2020-21, **21-2** in 2019-20, **15-3** in 2018-19, **15-0** in 2017-18, **18-3** in 2016-17, **18-2** in 2015-16, **21-7** in 2014-15, **18-2** in 2013-14, **17-1** in 2012-13 and **26-1** in 2011-12.
- BU has won 43% of games in which it's been tied or trailing at the half since 2011-12, going 70-95 in those.

SECOND-MOST WINS AMONG BIG 12 TEAMS IN LAST 13 YEARS

- Baylor's 319-126 record since 2011-12 trails only Kansas (355-96) among Big 12 teams.
- Houston (315-122) is third, Cincinnati (303-133) is fourth, BYU (299-142) is fifth, Iowa State (265-169) is sixth, Texas (261-176) is seventh, West Virginia (253-184) is eighth, Kansas State (251-183) is ninth, Oklahoma (249-173) is 10th, Texas Tech (243-185) is 11th, Oklahoma St. (229-196) is 12th, TCU (228-203) is 13th and UCF (228-178) is 14th.
- Baylor has averaged 24.6 wins per season over the last 11 seasons since 2011-12.

DUNKS	
BAYLOR 107, OPPONENT 77	
51	Yves Missi
25	Josh Ojianwuna
15	Jalen Bridges
7	Caleb Lohner
5	Ja'Kobe Walter
5	RayJ Dennis
2	Langston Love
2	Miro Little
1	Dantwan Grimes

ASSISTS				
SEASON LEADERS				
PLAYER	SEASON	GP	AVG	AST
1. Nelson Haggerty	1994-95	28	10.14	284
2. Pierre Jackson	2012-13	36	7.08	255
3. RayJ Dennis	2023-24	34	6.88	234
4. Pierre Jackson	2011-12	38	5.87	223
5. Lester Medford	2015-16	34	6.53	222
6. Curtis Jerrells	2008-09	39	4.92	192
7. Nelson Haggerty	1992-93	26	7.27	189
8. Tweety Carter	2009-10	32	5.88	188
9. James Akinjo	2021-22	32	5.78	185
10. Micheal Williams	1987-88	34	5.35	182
11. Kenny Chery	2013-14	37	4.70	174
12. DeMarcus Minor	1999-00	29	5.83	169

ASSISTS PER GAME				
SEASON LEADERS MINIMUM 100 ASSISTS				
PLAYER	SEASON	GP	AST	AVG
1. Nelson Haggerty	1994-95	28	284	10.14
2. Nelson Haggerty	1993-94	22	161	7.32
3. Nelson Haggerty	1992-93	26	189	7.27
4. Pierre Jackson	2012-13	36	255	7.08
5. RayJ Dennis	2023-24	34	234	6.88
5. Lester Medford	2015-16	34	222	6.53
6. Vinnie Johnson	1978-79	25	159	6.11
7. Vinnie Johnson	1977-78	25	149	5.96
8. Tweety Carter	2009-10	32	188	5.88
9. Pierre Jackson	2011-12	38	223	5.86
10. DeMarcus Minor	1999-00	29	169	5.83

KENPOM RANKINGS (2023-24 SEASON)			
CATEGORY	NATIONAL	BIG 12	
Team Rankings —	+22.55	14th	3rd
Adj. Offensive Eff. —	122.5	5th	1st
Adj. Defensive Eff. —	100.6	71st	12th

NON-CONFERENCE HIGHLIGHTS

- Baylor is 14-3 against the Big East during the Drew era.
- The Bears are 20-11 against the SEC during the Drew era, including 15-7 since 2012-13.
- Baylor is 5-0 against Big Ten teams since 2016 with two wins over Michigan State and Wisconsin, along with a win over Illinois.
- The Bears are 11-1 against their last 12 Pac 12 opponents, with wins in each of their last 6 meetings against teams from out west.
- Drew is 6-6 against the ACC since BU's first year without scholarship restrictions in 2007-08.

POINT GUARDS THRIVE IN DREW'S SYSTEM

- Twelve of Baylor's 13 starting point guards during the **Scott Drew** era have earned All-Big 12 recognition.
- Baylor's starting point guard has earned All-Big 12 recognition in 17 of 18 seasons since 2004-05.
- Adam Flagler (2023), James Akinjo (2022), Jared Butler (2019, 2020, 2021), Davion Mitchell (2020, 2021), Makai Mason (2019), Manu Lecomte (2017, 2018), Lester Medford (2016), Kenny Chery (2014, 2015), Pierre Jackson (2012, 2013), Tweety Carter (2010), Curtis Jerrells (2007, 2008, 2009) and Aaron Bruce (2005, 2006, 2007) have earned All-Big 12 recognition.

54 PRO PLAYERS IN DREW ERA

- In Scott Drew's 20 years at Baylor, 54 of his players have gone on to professional careers.
- Eight Bears are currently on NBA rosters – Kendall Brown (Pacers), Jared Butler (Wizards), Keyonte George (Jazz), Davion Mitchell (Kings), Royce O'Neale (Nets), Taurean Prince (Lakers), Jeremy Sochan (Spurs) and Ishmail Wainright (Trail Blazers).
- In addition to the eight current NBA players, eight more of Drew's former players have played in the NBA (most recent team) – Quincy Acy (Raptors), Freddie Gillespie (Raptors), Pierre Jackson (Mavs), Cory Jefferson (Suns), Perry Jones III (Thunder), Quincy Miller (Kings), Johnathan Motley (Clippers) and Ekpe Udoh (Jazz).
- With his selection to the rookie team in the Rising Stars Challenge in 2023, **Jeremy Sochan** became the first player in program history to be a participant in the NBA's All-Star Weekend.

HISTORY OF DEVELOPMENT WITH REDSHIRTS

- Baylor has a track record of success when redshirting players. **Adam Flagler, Davion Mitchell, MaCio Teague, Freddie Gillespie, Mark Vital, Ekpe Udoh, Johnathan Motley, Cory Jefferson, Brady Heslip, Jo Lual-Acuil Jr., Manu Lecomte** have all gone on to professional careers after redshirting.
- **Jonathan Tchamwa Tchatchoua** redshirted in 2019-20 while sitting out to satisfy NCAA transfer rules, **Langston Love** redshirted during the 2021-22 season and freshman **Omar Adegbola** has elected to use a redshirt year in 2023-24.

BAYLOR BASKETBALL ON THE RADIO

- Baylor basketball is aired live via the Baylor Sports Media Network from Playfly on ESPN Central Texas and Flagship station 1660AM/92.3 FM ESPN Radio (KRZI) in Waco and worldwide on Sirius/XM Radio.
- Games are broadcast by the "Voice of the Bears" John Morris, who was named NSMA 2019 Texas co-Sportscaster of the Year on Jan. 13, 2020, and Baylor Hall of Famer Pat Nunley.
- Morris is in his 40th year doing BU broadcasts (29th full-time), and Nunley is in his 43rd season as analyst.
- At 29 years together, Morris and Nunley rank in the top-5 of the longest radio duo's in men's college basketball
- All of Baylor's games can be heard live on the Internet at <https://www.centexsportsfan.com>.

OFFENSIVE REBOUNDING A BAYLOR STAPLE

- BU is third in the conference (23th in the nation) in offensive rebound % (35.2%) according to KenPom.
- Baylor has ranked top-13 nationally in offensive rebounding percentage in nine of the last 10 seasons since 2013-14, including six times ranked in the nation's top-5. The Bears only cracked the top-20 once in Drew's first 10 years.
- Baylor finished ranked No. 13 nationally in 2021-22, No. 5 nationally in 2020-21, No. 8 in 2019-20, No. 2 in 2018-19, No. 9 in 2017-18, No. 3 in 2016-17, No. 4 in 2015-16, No. 1 in 2014-15 and No. 3 in 2013-14. Prior to that top-10 streak, BU's best rank was No. 16 in 2011-12.

BREAKTHROUGH IN BIG 12

- BU is 171-111 in Big 12 play in 14 seasons since 2010 after going 59-149 in the league's first 13 seasons.
- BU is 188-131 in Big 12 play in 16 seasons since 2008 after going 45-131 in the league's first 11 seasons.
- Baylor is 64-52 in Big 12 road games since 2012, second-best in the league behind only Kansas (70-46).
- BU has won 8+ Big 12 games in 13-straight seasons after winning 8+ just 3 times in the league's first 15 years.
- BU has double-digit Big 12 wins in six-straight seasons, 8 of the last 9 years and 10 of the last 14 seasons. BU didn't reach double-digit Big 12 wins in any of its first 13 years in the league before reaching 10+ for the first time in 2010.

DREW IS THIRD BIG 12 COACH TO REACH 150 CONFERENCE WINS

- **Scott Drew** joined Rick Barnes and Bill Self as the only coaches to reach 150 Big 12 wins on March 4, 2021 vs. OSU.
- Drew needed 136 games over 2,940 days for his first 50 Big 12 wins (50-86), 88 games over 1,821 days for his next 50 Big 12 wins (50-38) and only 77 games over 1,493 days for his next 50 Big 12 wins (50-27).

NCAA TOURNAMENT RECORDS

BAYLOR INDIVIDUAL

GAME

Minutes: 41, Adam Flagler vs. North Carolina, 3/19/22;
Points: 30 – LJ Cryer vs. Creighton 3/19/23
Field Goals Made: 13 – LJ Cryer vs. Creighton, 3/19/23
Field Goals Attempted: 25 – Adam Flagler vs. North Carolina, 3/19/22
Field Goal Percentage (min. 5 made): 100.0 – Caleb Lohner vs. UCSB, 3/17/23 [5-of-5]
3-Point Field Goals Made: 9 – Brady Heslip vs. Colorado, 3/17/12
3-Point Field Goals Attempted: 12 – Brady Heslip vs. Colorado, 3/17/12 [9 made]
3-Point Percentage (min. 4 made): 80.0, twice – Kenny Chery vs. Creighton, 3/23/14 [4-of-5]; Jared Butler vs. Houston, 4/3/21 [4-of-5]
Free Throws Made: 10 – Brady Heslip vs. Nebraska, 3/21/14 [10 attempts]
Free Throws Attempted: 10 – Brady Heslip vs. Nebraska, 3/21/14 [10 made]
Free Throw Percentage (min 8 attempts):
 100.0 – Brady Heslip vs. Nebraska, 3/21/14 [10-of-10]
 100.0 – Curtis Jerrells vs. Purdue, 3/20/08 [9-of-9]
 100.0 – Quincy Acy vs. Kentucky, 3/25/12 [8-of-8]
Rebounds: 15, twice – Quincy Acy vs. Xavier, 3/23/11; Taurean Prince vs. Georgia State, 3/19/15
Offensive Rebounds: 8 – Mark Vital vs. Gonzaga, 4/5/21
Defensive Rebounds: 13 – Quincy Acy vs. Xavier, 3/23/11
Assists: 11 – Davion Mitchell vs. Houston, 4/3/21
Blocked Shots: 5 – Ekpe Udoh vs. Duke, 3/28/10
Steals: 5, twice – Pierre Jackson vs. Colorado, 3/17/12; Jared Butler vs. Hartford, 3/19/21
Turnovers: 6 – LaceDarius Dunn vs. Old Dominion, 3/20/10

CAREER

Games: 12, Flo Thamba, 2018-23
Games Started: 10 – Flo Thamba 2018-23
Minutes: 259 – Adam Flagler, 2021-23 [ten games]
Minutes Per Game (min. 2 games): 35.5 – Tweety Carter, 2006-10 [142 minutes in four games]
Points: 116 – Jared Butler, 2018-21 [eight games]
Points Per Game (min. 2 games): 19.8 – LaceDarius Dunn, 2007-11 [99 points in five games]
Field Goals Made: 44 – Adam Flagler, 2021-23
Field Goals Attempted: 99 – Jared Butler, 2018-21
Field Goal Percentage (min. 5 made/game): 56.1 – Johnathan Motley, 2014-17 [32-of-57]
3-Point Field Goals Made: 22 – Brady Heslip, 2011-14 [44 attempts]
3-Point Field Goals Attempted: 55 – Jared Butler, 2018-21 [19 made]
3-Point Percentage: 50.0 – Brady Heslip, 2011-14 [22-of-44]
Free Throws Made: 24 – Adam Flagler, 2021-23 [28 attempts]
Free Throws Attempted: 28 – Adam Flagler, 2021-23 [24 made]
Free Throw Percentage (min. 2.5 made/game): 92.0 – Quincy Acy, 2008-12 [23-of-25]
Rebounds: 59 – Quincy Acy, 2008-12
Rebounds Per Game: 9.5 – Ekpe Udoh, 2009-10 [38 rebounds in four games]
Assists: 35, twice – Davion Mitchell, 2019-21; Jared Butler, 2018-21
Assists Per Game (min. 2 games): 7.5 – James Akinjo, 2021-22 [15 assists in two games]
Blocked Shots: 9 – Ekpe Udoh, 2009-10
Blocked Shots Per Game (min. 2 games): 2.3 – Ekpe Udoh, 2009-10 [9 blocks in four games]
Steals: 13 – Jared Butler, 2018-21
Steals Per Game (min. 2 games): 2.8 – Pierre Jackson, 2011-13 [11 steals in four games]
Turnovers: 16 – Jared Butler, 2018-21
Personal Fouls: 30 – Mark Vital, 2017-21
Foul Outs: 3 – Mark Vital, 2017-21

BAYLOR TEAM

GAME

Points: 92 – vs. Colgate, 3/22/24
Field Goals Made: 35 – vs. New Mexico State, 3/17/17
Field Goals Attempted: 75 – vs. Hartford, 3/19/21
Field Goal Percentage: 63.8 – vs. Creighton, 3/23/14 [30-of-47]
3-Point Field Goals Made: 16 – vs. Colgate, 3/22/24 [30 attempts] vs. Syracuse, 3/21/19 [34 attempts]
3-Point Field Goals Attempted: 34 – vs. Syracuse, 3/21/19 [16 made]
3-Point Percentage (min. 10 made): 61.1 – vs. Creighton, 3/23/14 [11-of-18]
Free Throws Made: 38 – vs. Nebraska [48 attempted]
Free Throws Attempted: 48 – vs. Nebraska [38 made]
Free Throw Percentage (min. 10 made): .895 – vs. New Mexico State, 3/17/17 [17-of-19]
Rebounds: 47 – vs. Sam Houston State, 3/18/10
Offensive Rebounds: 17, twice – vs. Duke, 3/28/10; vs. Colorado, 3/17/12
Defensive Rebounds: 39 – vs. Sam Houston State, 3/18/10
Assists: 24 – vs. Norfolk State (3/17/22)
Blocked Shots: 8 – vs. Duke, 3/28/10
Steals: 15 – vs. Hartford, 3/19/21
Turnovers: 23 – vs. Memphis, 3/17/88
Personal Fouls: 32 – vs. Kentucky, 3/25/12

NOTE: NCAA Tournament Modern Era only. Baylor has played 31 NCAA Tournament games in the Modern Era – 1988 (one), 2008 (one), 2010 (four), 2012 (four), 2014 (three), 2015 (one), 2016 (one), 2017 (three), 2019 (two), 2021 (six), 2022 (two), 2023 (two) and 2024 (one).

NCAA TOURNAMENT INDIVIDUAL HIGHS

NCAA TOURNAMENT (MODERN ERA)

BAYLOR INDIVIDUAL

POINTS

1. 30 LJ Cryer vs. Creighton, 3/19/23
2. 28 Taurean Prince vs. Yale, 3/17/16
3. 27 Adam Flagler vs. North Carolina, 3/19/22
- 27 Brady Heslip vs. Colorado, 3/17/12
- 27 Curtis Jerrells vs. Purdue, 3/20/08
6. 26 LaceDarius Dunn vs. ODU, 3/20/10

FIELD GOALS MADE

1. 13 LJ Cryer vs. Creighton, 3/19/23
2. 12 Taurean Prince vs. Yale, 3/17/16
3. 10 Adam Flagler vs. North Carolina, 3/19/22
- 10 Darryl Middleton vs. Memphis, 3/17/88
5. 9 **Jalen Bridges vs. Colgate, 3/22/24**
- 9 MaCio Teague vs. Hartford, 3/19/21
- 9 Johnathan Motley vs. USC, 3/19/17
- 9 Terry Maston vs. New Mexico State, 3/17/17
- 9 Pierre Jackson vs. Kentucky, 3/25/12
- 9 Brady Heslip vs. Colorado, 3/17/12
- 9 LaceDarius Dunn vs. ODU, 3/20/10
- 9 Ekpe Udoh vs. Sam Houston State, 3/18/10

3-POINT FIELD GOALS MADE

1. 9 Brady Heslip vs. Colorado, 3/17/12
2. 5 **Jalen Bridges vs. Colgate, 3/22/24**
- 5 King McClure vs. USC, 3/19/17
- 5 Brady Heslip vs. Creighton, 3/23/14
- 5 Brady Heslip vs. South Dakota St., 3/15/12
6. 4 **Jayden Nunn vs. Colgate, 3/22/24**
- 4 LJ Cryer vs. Creighton, 3/19/23
- 4 Jared Butler vs. Gonzaga, 4/5/21
- 4 Jared Butler vs. Houston, 4/3/21
- 4 MaCio Teague vs. Hartford, 3/19/21
- 4 Jared Butler vs. Syracuse, 3/21/19
- 4 Makai Mason vs. Syracuse, 3/21/19
- 4 Taurean Prince vs. Yale, 3/17/16
- 4 Kenny Chery vs. Creighton, 3/23/14
- 4 LaceDarius Dunn vs. Saint Mary's, 3/26/10
- 4 LaceDarius Dunn vs. Old Dominion, 3/20/10
- 4 Curtis Jerrells vs. Purdue, 3/20/08

FREE THROWS MADE

1. 10 Brady Heslip vs. Nebraska, 3/21/14
2. 9 Curtis Jerrells vs. Purdue, 3/20/08
3. 8 **Ja'Kobe Walter vs. Colgate, 3/22/24**
- 8 Isaiah Austin vs. Nebraska, 3/21/14
- 8 Quincy Acy vs. Kentucky, 3/25/12
6. 7 Kenny Chery vs. Wisconsin, 3/27/14

REBOUNDS

1. 15 Taurean Prince vs. Georgia State, 3/19/15
- 15 Quincy Acy vs. Xavier, 3/23/12
3. 13 Ekpe Udoh vs. Sam Houston State, 3/18/10
4. 11 Mark Vital vs. Gonzaga, 4/5/21
- 11 Perry Jones III vs. South Dakota State, 3/15/12
- 11 Ekpe Udoh vs. Saint Mary's, 3/26/10
7. 10 Johnathan Motley vs. USC, 3/19/17
- 10 Johnathan Motley vs. NMSU, 3/17/17
- 10 Rico Gathers vs. Georgia State, 3/19/15
- 10 Royce O'Neale vs. Creighton, 3/23/14
- 10 Quincy Acy vs. Colorado, 3/17/12
- 10 Ekpe Udoh vs. Duke, 3/28/10

ASSISTS

1. 11 Davion Mitchell vs. Houston, 4/3/21
2. 10 James Akinjo vs. Norfolk St., 3/17/22
- 10 Pierre Jackson vs. Xavier, 3/23/12
- 10 Pierre Jackson vs. Colorado, 3/17/12
4. 9 Jared Butler vs. Hartford, 3/19/21
5. 9 **RayJ Dennis vs. Colgate, 3/22/24**
- 8 Royce O'Neale vs. Creighton, 3/23/14
- 8 Tweety Carter vs. Old Dominion, 3/20/10
- 8 Curtis Jerrells vs. Purdue, 3/20/08

BLOCKED SHOTS

1. 5 Ekpe Udoh vs. Duke, 3/28/10
2. 3 Jo Lual-Acuil Jr. vs. NMSU, 3/17/17
- 3 Josh Lomers vs. Old Dominion, 3/20/10

STEALS

1. 5 Jared Butler vs. Hartford, 3/19/21
- 5 Pierre Jackson vs. Colorado, 3/17/12
3. 4 Adam Flagler vs. Arkansas, 3/29/21
- 4 Josh Lomers vs. Old Dominion, 3/20/10
5. 3 Makai Mason vs. Syracuse, 3/21/19
- 3 Ishmail Wainright vs. Yale, 3/17/16

Note: Active Baylor players in bold

OPPONENT INDIVIDUAL

POINTS

1. 36 Brandon Clarke, Gonzaga, 3/23/19
2. 31 Makai Mason, Yale, 3/17/16
3. 30 Ryan Nembhard, Creighton 3/19/23
- 30 RJ Davis, North Carolina, 3/19/22
5. 29 Nolan Smith, Duke, 3/28/10
6. 28 Chimezie Metu, USC, 3/19/17

FIELD GOALS MADE

1. 15 Brandon Clarke, Gonzaga, 3/23/19
2. 11 Chimezie Metu, USC, 3/19/17
3. 10 Gilberto Clavell, Sam Houston State, 3/18/10
- 10 Rodney Douglas, Memphis, 3/17/88
5. 9 Makai Mason, Yale, 3/17/16
- 9 Nolan Smith, Duke, 3/28/10

3-POINT FIELD GOALS MADE

1. 6 Elijah Hughes, Syracuse, 3/21/19
2. 5 RJ Davis, North Carolina, 3/19/22
- 5 Marcus Sasser, Houston, 4/3/21
- 5 Chad White, South Dakota State, 3/15/12
- 5 Jon Scheyer, Duke, 3/28/10
6. 4 Ryan Nembhard, Creighton, 3/19/23
- 4 Corey Kispert, Gonzaga, 3/23/19
- 4 Sindarius Thornwell, South Carolina, 3/24/17
- 4 Bennie Boatwright, USC, 3/19/17
- 4 Nolan Smith, Duke, 3/28/10

FREE THROWS MADE

1. 11 Makai Mason, Yale, 3/17/16
2. 10 Ryan Nembhard, Creighton, 3/19/23
3. 9 RJ Davis, North Carolina, 3/19/22
- 9 Tu Holloway, Xavier, 3/23/12
5. 8 Jermaine Samuels, Villanova, 3/27/21
- 8 Sindarius Thornwell, South Carolina, 3/24/17
- 8 Terran Petteway, Nebraska, 3/21/14
8. 7 Armando Bacot, North Carolina, 3/19/22
- 7 Moses Moody, Arkansas, 3/29/21
- 7 Doron Lamb, Kentucky, 3/25/12
- 7 Nolan Smith, Duke, 3/28/10
- 7 Gerald Lee, Old Dominion, 3/20/10

REBOUNDS

1. 16 Armando Bacot, North Carolina, 3/19/22
- 12 Jeremiah Robinson-Earl, Villanova, 3/27/21
- 12 Josten Crow, Sam Houston State, 3/18/10
4. 11 Anthony Davis, Kentucky, 3/25/12
5. 10 Micah Potter, Wisconsin, 3/21/21
6. 9 Traci Carter, Hartford, 3/19/21
- 9 Terrence Jones, Kentucky, 3/25/12
- 9 Lance Thomas, Duke, 3/28/10
- 9 Omar Samhan, Saint Mary's, 3/26/10
- 9 Brian Zoubek, Duke, 3/28/10

ASSISTS

1. 8 Corey Allmond, Sam Houston State, 3/18/10
2. 7 Jemerrio Jones, New Mexico State, 3/17/17
- 7 Matthew Dellavedova, Saint Mary's, 3/26/10
- 7 Kent Bazemore, Old Dominion, 3/20/10
5. 6 RJ Davis, North Carolina, 3/19/22
- 6 Traci Carter, Hartford, 3/19/21
- 6 Josh Perkins, Gonzaga, 3/23/19
- 6 Jordan McLaughlin, USC, 3/19/17
- 6 Terrence Jones, Kentucky, 3/25/12
- 6 Ashton Mitchell, Sam Houston State, 3/18/10

BLOCKED SHOTS

1. 6 Frank Kaminsky, Wisconsin, 3/27/14
- 6 Anthony Jones, Kentucky, 3/25/12
3. 5 Brandon Clarke, Gonzaga, 3/23/19
4. 3 Armando Bacot, North Carolina, 3/19/22
- 3 Eric Dixon, Villanova, 3/27/21
- 3 Micah Potter, Wisconsin, 3/21/21
- 3 Miroslav Staff, Hartford, 3/19/21
- 3 De'Anthony Melton, USC, 3/19/17
- 3 Terrence Jones, Kentucky, 3/25/12

STEALS

1. 5 Josten Crow, Sam Houston State, 3/18/10
2. 4 Andre Roberson, Colorado, 3/17/12
3. 3 nine players

NCAA TOURNAMENT TEAM HIGHS

NCAA TOURNAMENT (MODERN ERA)

POINTS

1.	92	vs. Colgate	3/22/24
2.	91	vs. New Mexico State	3/17/17
3.	86	vs. North Carolina	3/19/22
	86	vs. Gonzaga	4/5/21
5.	85	vs. Norfolk State	3/17/22
	85	vs. Creighton	3/23/14
7.	82	vs. USC	3/19/17
8.	81	vs. Arkansas	3/29/21
9.	80	vs. Colorado	3/17/12
10.	79	vs. Hartford	3/19/21
	79	vs. Purdue	3/20/08

FIELD GOALS MADE

1.	35	vs. New Mexico State	3/17/17
2.	33	vs. Colgate	3/22/24
	31	vs. Norfolk State	3/17/22
	31	vs. Hartford	3/19/21
	31	vs. USC	3/19/17
6.	30	vs. Gonzaga	4/5/21
	30	vs. Arkansas	3/29/21
	30	vs. Yale	3/17/16
	30	vs. Creighton	3/23/14
10.	29	vs. Creighton	3/19/23
	29	vs. Houston	4/3/21
	29	vs. Xavier	3/23/12

FIELD GOALS ATTEMPTED

1.	81	vs. North Carolina	3/19/22
	75	vs. Hartford	3/19/21
3.	69	vs. Purdue	3/20/08
4.	68	vs. Yale	3/17/16
5.	67	vs. Gonzaga	4/5/21
6.	64	vs. Kentucky	3/25/12
	64	vs. Colorado	3/17/12
8.	63	vs. Creighton	3/19/23
9.	62	vs. Arkansas	3/29/21
10.	61	vs. USC	3/19/17
	61	vs. New Mexico State	3/17/17
	61	vs. Saint Mary's	3/26/10

FIELD GOAL PERCENTAGE

1.	63.8	vs. Creighton	3/23/14
2.	57.0	vs. Colgate	3/22/24
3.	57.4	vs. Norfolk State	3/17/22
	57.4	vs. New Mexico State	3/17/17
5.	54.9	vs. UCSB	3/17/23
6.	53.8	vs. Syracuse	3/21/19
7.	52.7	vs. Houston	4/3/21
8.	51.9	vs. Old Dominion	3/20/10
9.	51.1	vs. Memphis	3/17/88

3-POINT FIELD GOALS MADE

1.	16	vs. Colgate	3/22/24
	16	vs. Syracuse	3/21/19
3.	11	vs. Norfolk State	3/17/22
	11	vs. Houston	4/3/21
	11	vs. Hartford	3/19/21
	11	vs. Creighton	3/23/14
	11	vs. Colorado	3/17/12
8.	10	vs. Gonzaga	4/5/21
9.	9	vs. North Carolina	3/19/22
10.	8	vs. UCSB	3/17/23
	8	vs. Arkansas	3/29/21
	8	vs. Wisconsin	3/21/21
	8	vs. South Dakota St.	3/15/12
	8	vs. Saint Mary's	3/26/10
	8	vs. Old Dominion	3/20/10
	8	vs. Purdue	3/20/08

3-POINT FIELD GOALS ATTEMPTED

1.	37	vs. North Carolina	3/19/22
	34	vs. Syracuse	3/21/19
3.	33	vs. Hartford	3/19/21
4.	30	vs. Colgate	3/22/24
5.	28	vs. Purdue	3/20/08
6.	24	vs. Houston	4/3/21
7.	23	vs. Gonzaga	4/5/21
8.	22	vs. Creighton	3/19/23
9.	22	vs. UCSB	3/17/23
10.	21	vs. Gonzaga	3/23/19
11.	20	vs. Colorado	3/17/12
	20	vs. South Dakota St.	3/15/12
	20	vs. Old Dominion	3/20/10
	20	vs. Sam Houston St.	3/18/10

3FG PERCENTAGE (MIN. 10 ATTEMPTS)

1.	61.1	vs. Creighton	3/23/14
2.	55.0	vs. Colorado	3/17/12
3.	53.3	vs. Colgate	3/22/24
	53.3	vs. Arkansas	3/29/21
5.	47.1	vs. Wisconsin	3/21/21
	47.1	vs. Syracuse	3/21/19
	47.1	vs. Saint Mary's	3/26/10
8.	45.8	vs. Houston	4/3/21
9.	43.5	vs. Gonzaga	4/5/21
10.	40.0	vs. Norfolk State	3/17/22
	40.0	vs. South Dakota St.	3/15/12
	40.0	vs. Old Dominion	3/20/10

FREE THROWS MADE

1.	38	vs. Nebraska	3/21/14
2.	21	vs. North Carolina	3/18/22
	18	vs. Wisconsin	3/21/21
4.	17	vs. Gonzaga	3/23/19
	17	vs. New Mexico State	3/17/17
6.	16	vs. Gonzaga	4/5/21
	16	vs. Kentucky	3/25/12
8.	15	vs. Purdue	3/20/08

FREE THROWS ATTEMPTED

1.	48	vs. Nebraska	3/21/14
2.	27	vs. North Carolina	3/19/22
	23	vs. Wisconsin	3/21/21
4.	22	vs. Gonzaga	3/23/19
5.	21	vs. Creighton	3/23/14
6.	20	vs. South Carolina	3/24/17
	20	vs. South Dakota St.	3/15/12
	20	vs. Purdue	3/20/08

FT PERCENTAGE (MIN. 10 ATTEMPTS)

1.	89.5	vs. New Mexico State	3/17/17
2.	88.9	vs. Gonzaga	4/5/21
3.	86.7	vs. USC	3/19/17
4.	85.7	vs. Xavier	3/23/12
5.	84.6	vs. Georgia State	3/19/15
6.	84.2	vs. Kentucky	3/25/12

REBOUNDS

1.	47	vs. Sam Houston St.	3/18/10
2.	43	vs. Hartford	3/19/21
3.	41	vs. Colorado	3/17/12
	41	vs. Saint Mary's	3/26/10
5.	40	vs. Georgia State	3/19/15
6.	39	vs. New Mexico State	3/17/17

ASSISTS

1.	24	vs. Norfolk State	3/17/22
2.	23	vs. Houston	4/3/21
3.	21	vs. Xavier	3/23/12
4.	20	vs. Syracuse	3/21/19
5.	19	vs. Creighton	3/23/14
6.	18	vs. Gonzaga	4/5/21
	18	vs. Sam Houston St.	3/18/10
8.	17	vs. Colgate	3/22/24
	17	vs. Arkansas	3/29/21
10.	16	vs. Hartford	3/19/21
	16	vs. USC	3/19/17
	16	vs. Yale	3/17/16

TURNOVERS

1.	23	vs. Memphis	3/17/88
2.	21	vs. Georgia State	3/19/15
3.	16	vs. USC	3/24/17
4.	14	vs. Kentucky	3/25/12
	14	vs. Sam Houston St.	3/18/10

BLOCKED SHOTS

1.	8	vs. Duke	3/28/10
2.	7	vs. New Mexico State	3/17/17
3.	6	vs. Colgate	3/22/24
	6	vs. Hartford	3/19/21
	6	vs. Old Dominion	3/20/10
6.	5	vs. Creighton	3/19/23
	5	vs. North Carolina	3/19/22
	5	vs. Gonzaga	4/5/21
	5	vs. Arkansas	3/29/21
	5	vs. Villanova	3/27/21
	5	vs. Kentucky	3/25/12
12.	4	vs. Syracuse	3/21/19
	4	vs. Colorado	3/17/12

STEALS

1.	15	vs. Hartford	3/19/21
2.	10	vs. North Carolina	3/19/22
3.	9	vs. Arkansas	3/29/21
	9	vs. Yale	3/17/16
	9	vs. Colorado	3/17/12
	9	vs. Purdue	3/20/08
7.	8	vs. Gonzaga	4/5/21
	8	vs. Villanova	3/27/21
	8	vs. USC	3/19/17
	8	vs. Duke	3/28/10
	8	vs. Saint Mary's	3/26/10
	8	vs. Old Dominion	3/20/10
	8	vs. Sam Houston St.	3/18/10

PERSONAL FOULS

1.	32	vs. Kentucky	3/25/12
2.	27	vs. North Carolina	3/19/22
	24	vs. Yale	3/17/16
4.	21	vs. Creighton	3/19/23
	21	vs. Arkansas	3/29/21
	21	vs. Duke	3/28/10
6.	20	vs. Gonzaga	3/23/19
	20	vs. USC	3/24/17
	20	vs. Memphis	3/17/88

CAREER NCAA TOURNAMENT STATS

JALEN BRIDGES																WVU/BAYLOR	
YEAR	GP-GS	MIN-AVG	FG-A	PCT	3FG-A	PCT	FT-A	PCT	OFF-DEF-TOT	AVG	PF-D	A	TO	B	S	TP	AVG
2021 (NCAA)	2-2	51-25.5	7-12	.583	3-7	.428	2-2	1.000	8-6-14	7.0	1-0	1	4	0	1	19	9.5
2023 (NCAA)	2-2	52-26.0	9-12	.750	1-2	.500	1-1	1.000	2-6-8	4.0	5-2	1	3	2	2	20	10.0
2024 (NCAA)	1-1	37-36.4	9-14	.643	5-8	.625	0-1	.000	3-2-5	5.0	1-1	2	1	0	1	23	23.0
CAREER	5-5	140-28.0	25-38	.658	9-17	.529	3-4	.750	13-14-27	5.4	7-3	4	8	2	4	62	12.4

RAYJ DENNIS																BAYLOR	
YEAR	GP-GS	MIN-AVG	FG-A	PCT	3FG-A	PCT	FT-A	PCT	OFF-DEF-TOT	AVG	PF-D	A	TO	B	S	TP	AVG
2024 (NCAA)	1-1	35-34.4	4-8	.500	2-5	.400	0-0	.000	0-4-4	4.0	3-1	9	4	0	2	10	10.0
CAREER	1-1	35-34.4	4-8	.500	2-5	.400	0-0	.000	0-4-4	4.0	3-1	9	4	0	2	10	10.0

MIRO LITTLE																BAYLOR	
YEAR	GP-GS	MIN-AVG	FG-A	PCT	3FG-A	PCT	FT-A	PCT	OFF-DEF-TOT	AVG	PF-D	A	TO	B	S	TP	AVG
2024 (NCAA)	1-0	7-7.0	0-1	.000	0-1	.000	0-0	—	1-0-1	1.0	2-1	3	1	0	0	0	0.0
CAREER	1-0	7-7.0	0-1	.000	0-1	.000	0-0	—	1-0-1	1.0	2-1	3	1	0	0	0	0.0

CALEB LOHNER																BYU/BAYLOR	
YEAR	GP-GS	MIN-AVG	FG-A	PCT	3FG-A	PCT	FT-A	PCT	OFF-DEF-TOT	AVG	PF-D	A	TO	B	S	TP	AVG
2021 (NCAA)	1-1	35-35.0	3-6	.500	0-2	.000	0-0	.000	4-6-10	10.0	4-0	1	0	0	0	6	6.0
2023 (NCAA)	2-0	28-14.0	5-5	1.000	1-1	1.000	2-2	1.000	3-5-8	4.0	5-2	0	1	0	1	13	6.6
2024 (NCAA)	1-0	14-13.7	1-3	.333	0-1	.000	0-0	.000	2-2-4	4.0	2-0	0	1	0	1	2	2.0
CAREER	4-1	77-19.3	9-14	.643	1-4	.250	2-2	1.000	9-13-22	5.5	11-2	1	2	0	2	21	5.3

LANGSTON LOVE																BAYLOR	
YEAR	GP-GS	MIN-AVG	FG-A	PCT	3FG-A	PCT	FT-A	PCT	OFF-DEF-TOT	AVG	PF-D	A	TO	B	S	TP	AVG
2023 (NCAA)	1-0	5-5.0	0-0	.000	0-0	.000	0-0	.000	1-0-1	1.0	1-0	1	2	0	0	0	0.0
2024 (NCAA)	0-0	0-0.0	—	—	—	—	—	—	0-0-0	—	—	—	—	—	—	—	—
CAREER	1-0	5-5.0	0-0	.000	0-0	.000	0-0	.000	1-0-1	1.0	1-0	1	2	0	0	0	0.0

YVES MISSI																BAYLOR	
YEAR	GP-GS	MIN-AVG	FG-A	PCT	3FG-A	PCT	FT-A	PCT	OFF-DEF-TOT	AVG	PF-D	A	TO	B	S	TP	AVG
2024 (NCAA)	1-1	16-16.2	4-6	.667	—	—	1-1	1.000	1-2-3	3.0	0-3	0	3	0	1	9	9.0
CAREER	1-1	16-16.2	4-6	.667	—	—	1-1	1.000	1-2-3	3.0	0-3	0	3	0	1	9	9.0

JAYDEN NUNN																VCU/BAYLOR	
YEAR	GP-GS	MIN-AVG	FG-A	PCT	3FG-A	PCT	FT-A	PCT	OFF-DEF-TOT	AVG	PF-D	A	TO	B	S	TP	AVG
2023 (NCAA)	1-1	32-32.0	3-10	.300	0-1	.000	3-4	.750	3-4-7	7.0	4-2	0	3	0	0	9	9.0
2024 (NCAA)	1-1	33-33.2	5-8	.625	4-5	.800	1-2	.500	0-4-4	4.0	3-1	3	1	1	0	15	15.0
CAREER	2-2	65-32.5	8-18	.444	4-6	.667	4-6	.667	3-8-11	5.5	7-3	3	4	1	0	24	12.0

JOSH OJIANWUNA																BAYLOR	
YEAR	GP-GS	MIN-AVG	FG-A	PCT	3FG-A	PCT	FT-A	PCT	OFF-DEF-TOT	AVG	PF-D	A	TO	B	S	TP	AVG
2023 (NCAA)	2-0	23-11.5	1-5	.200	—	—	—	—	2-4-6	3.0	5-1	0	2	1	1	2	1.0
2024 (NCAA)	1-0	11-22.0	4-4	1.000	—	—	—	—	2-5-7	7.0	3-0	0	1	0	1	8	8.0
CAREER	3-0	34-11.3	5-9	.555	—	—	—	—	4-9-13	4.3	8-1	0	3	1	2	10	5.0

AUSTIN SACKS																BAYLOR	
YEAR	GP-GS	MIN-AVG	FG-A	PCT	3FG-A	PCT	FT-A	PCT	OFF-DEF-TOT	AVG	PF-D	A	TO	B	S	TP	AVG
2022 (NCAA)	1-0	2-2.1	0-1	.000	0-1	.000	0-0	.000	0-0-0	0.0	0-0	0	0	0	0	0	0.0
2023 (NCAA)	1-0	1-1.0	0-1	.000	0-1	.000	0-0	.000	0-0-0	0.0	0-0	0	0	0	0	0	0.0
2024 (NCAA)	1-0	2-1.7	1-1	1.000	1-1	1.000	0-0	.000	0-0-0	0.0	0-0	0	0	0	0	3	3.0
CAREER	3-0	5-1.7	1-3	.333	1-3	.333	0-0	.000	0-0-0	0.0	0-0	0	0	0	0	3	1.0

JONATHAN TCHAMWA TCHATOUA																BAYLOR	
YEAR	GP-GS	MIN-AVG	FG-A	PCT	3FG-A	PCT	FT-A	PCT	OFF-DEF-TOT	AVG	PF-D	A	TO	B	S	TP	AVG
2021 (NCAA)	6-0	101-16.8	13-25	.520	0-0	.000	7-9	.778	11-10-21	3.5	13-0	5	2	1	3	33	5.5
2023 (NCAA)	2-0	28-14.0	2-6	.333	0-0	.000	0-0	.000	3-7-10	5.0	2-1	1	2	0	0	4	4.0
2024 (NCAA)	1-0	2-1.9	1-1	1.000	1-1	1.000	0-0	.000	0-0-0	0.0	0-0	0	0	0	0	3	2.0
CAREER	9-0	131-14.6	16-32	.500	1-1	1.000	7-9	.778	14-17-31	3.4	15-0	6	4	1	3	40	4.4

JA'KOBE WALTER																BAYLOR	
YEAR	GP-GS	MIN-AVG	FG-A	PCT	3FG-A	PCT	FT-A	PCT	OFF-DEF-TOT	AVG	PF-D	A	TO	B	S	TP	AVG
2024 (NCAA)	1-1	34-33.8	4-11	.364	3-8	.375	8-10	.800	1-3-4	4.0	1-5	0	0	1	0	19	19.0
CAREER	1-1	34-33.8	4-11	.364	3-8	.375	8-10	.800	1-3-4	4.0	1-5	0	0	1	0	19	19.0



1 – MIRO LITTLE

G • 6-4 • 185 • FR. • HS
TAMPERE, FINLAND
(SUNRISE CHRISTIAN ACADEMY)

SEASON/CAREER HIGHS

Points: 9 vs. MVSU (12/22/23)
FG: 3 vs. MVSU (12/22/23)
FGA: 5 vs. MVSU (12/22/23)
3FG: 3 vs. MVSU (12/22/23)
3FGA: 5 MVSU (12/22/23)
FT: 4 vs. Nicholls (11/28/23)
FTA: 5 vs. Nicholls (11/28/23)
Rebounds: 6 at Kansas (2/10/24)
Assists: 3 vs. MVSU (12/22/23) vs. Cornell (1/2/24) vs. Colgate (3/22/24)
Turnovers: 2, three times
Blocks: –
Steals: 1, three times
Minutes Played: 19 at Kansas (2/10/24)

MISCELLANEOUS

	23-24	BU RECORD
Double-Figure Points:	–	–
Double-Figure Assists:	–	–
Double-Doubles:	–	–
20+ Points:	–	–
5+ Assists:	–	–
Led team in Points:	–	–
Led team in Rebounds:	–	–
Led team in Assists:	–	–
Led team in Blocks:	–	–
Led team in Bench Points:	3	1-2

LITTLE NOTEBOOK

- Freshman from Tampere, Finland
- Matched a career high with three assists in the opening round of the NCAA Tournament against Colgate (3/22/24).
- Scored a career-high nine points, including the final points in the history of the Ferrell Center (12/22/23).
- Played five games with the Finnish National team at the 2023 FIBA World Cup
- The youngest player to ever compete for the Finnish National Team
- Averaged 5.0 points and 4.6 assists in 17.5 minutes per game
- Tallied 9 assists in the classification round against Venezuela, and 10 points in the classification round against Cape Verde
- Participated in the 2022 FIBA U18 European Championships, averaging 15.6 points, 4.0 assists and 9.4 rebounds
- Played with the senior team in the 2022 FIBA EuroBasket Championships, helping them to a quarterfinal berth against Spain
- Participated in the 2022 Adidas Next Generation Tournament in Patras, Greece, where he averaged 23 points, 8.3 rebounds and 4.3 assists in four games
- In 2021 at the U18 Nordic Championship, Little averaged 17.8 points, 7.3 rebounds and 4.8 assists.
- A four-star point guard, was one of the most highly regarded international prospects in his class
- The third player to sign with Baylor via Sunrise Christian in the last five years, joining Jordan Turner (2019) and 2021 Big 12 Preseason Freshman of the Year Kendall Brown (2021).

2023-24 GAME-BY-GAME

OPPONENT	DATE	GS	MIN	FG	3FG	FT	OR-DR-TR	PF	A	T	B	S	PTS
vs. Auburn	11/7		2	1/1	0/0	0/0	0-1-1	2	0	2	0	0	2
JOHN BROWN	11/9		15	2/3	0/1	1/2	1-0-1	2	1	1	0	0	5
GARDNER-WEBB	11/12		4	0/1	0/1	0/0	0-1-1	0	0	0	0	0	0
KANSAS CITY	11/14		9	2/3	1/2	3/4	1-2-3	1	0	2	0	0	8
vs. Oregon State	11/22		11	1/2	0/1	0/0	0-0-0	1	1	0	0	0	2
vs. Florida	11/24		2	0/0	0/0	0/0	0-1-1	0	0	0	0	0	0
NICHOLLS	11/28		17	1/3	1/1	4/5	0-4-4	1	2	0	0	0	7
NORTHWESTERN STATE	12/2		15	1/2	0/1	0/0	1-2-3	2	1	2	0	0	2
SETON HALL	12/5		2	0/0	0/0	0/0	0-0-0	0	1	0	0	0	0
vs. Michigan State	12/16		9	1/1	1/1	2/2	0-0-0	0	0	0	0	1	5
vs. Duke	12/20						DNP						
MISSISSIPPI VALLEY	12/22		18	3/5	3/4	0/0	0-1-1	3	3	1	0	0	9
CORNELL	1/2		15	2/3	2/3	0/0	0-2-2	2	3	1	0	0	6
at Oklahoma State	1/6		7	0/0	0/0	0/0	0-3-3	0	0	0	0	0	0
BYU	1/9		3	0/0	0/0	0/0	0-0-0	0	0	0	0	0	0
CINCINNATI	1/13		2	0/0	0/0	0/0	0-0-0	0	0	0	0	0	0
at Kansas State	1/16		4	0/1	0/0	0/0	1-0-1	1	0	1	0	1	0
at Texas	1/20		2	0/0	0/0	0/0	0-0-0	1	0	1	0	0	0
TCU	1/27		3	0/2	0/2	0/0	0-1-1	1	0	0	0	0	0
at UCF	1/31		4	0/0	0/0	0/0	0-0-0	0	0	0	0	0	0
IOWA STATE	2/3		3	0/0	0/0	0/0	0-0-0	0	0	0	0	0	0
TEXAS TECH	2/6		2	0/1	0/1	0/0	0-2-2	0	0	0	0	0	0
at Kansas	2/10		19	1/2	0/1	1/2	2-4-6	3	0	0	0	1	3
OKLAHOMA	2/13		7	0/1	0/0	0/0	0-1-1	1	1	1	0	0	0
at West Virginia	2/17		14	0/1	0/1	0/0	0-3-3	2	2	1	0	2	0
at BYU	2/20		10	2/3	0/0	2/3	0-1-1	2	0	0	0	0	6
HOUSTON	2/24		6	0/1	0/1	0/0	0-0-0	1	1	0	0	0	0
at TCU	2/26		9	0/0	0/0	0/0	0-2-2	1	0	0	0	0	0
KANSAS	3/2		4	0/0	0/0	0/0	0-0-0	1	0	0	0	0	0
TEXAS	3/4		8	1/3	1/1	0/0	1-1-2	1	2	1	0	0	3
at Texas Tech	3/9		2	0/1	0/1	0/0	0-1-1	0	1	0	0	0	0
vs. Cincinnati	3/14		4	0/0	0/0	0/0	0-0-0	0	0	0	0	0	0
vs. Iowa State	3/15		3	0/0	0/0	0/0	0-0-0	0	0	0	0	0	0
vs. Colgate	3/22		7	0/1	0/1	0/0	1-0-1	2	3	1	0	0	0

LITTLE, Miro

				Field Goals		3-Point		F-Throws		Rebounds				Scoring						
SEASON	TEAM	GP-GS	MIN/AVG	FG-FGA	FG%	3FG-3FGA	3FG%	FT-FTA	FT%	OFF	DEF	TOT	AVG	PF-FO	A	TO	BLK	STL	PTS	AVG
2023-24	Baylor	33-0	239/7.2	18-42	.429	9-25	.360	13-18	.722	8	33	41	1.2	31-0	23	15	0	5	58	1.8
TOTAL		33-0	239/7.2	18-42	.429	9-25	.360	13-18	.722	8	33	41	1.2	31-0	23	15	0	5	58	1.8



33 — CALEB LOHNER

F • 6-8 • 235 • SR. • 1L
FLOWER MOUND, TEXAS
(WASATCH ACADEMY / BYU)

SEASON HIGHS

Points: 12 vs. Nicholls (11/28/23), vs. Iowa State (3/15/24)
FG: 5 vs. Nicholls (11/28/23) vs. Iowa State (3/15/24)
FGA: 6 vs. Nicholls (11/28/23) vs. Iowa State (3/15/24)
3FG: 2 vs. Nicholls (11/28/23)
3FGA: 2 vs. Nicholls (11/28/23)
FT: 2 vs. Northwestern St. (12/2/23), vs. Michigan State (12/16/23)
FTA: 3 vs. Northwestern St. (12/2/23)
Rebounds: 7 three times, last vs. Cincinnati
Assists: 2 vs. Oregon State (11/22/23), vs. Nicholls (11/28/23)
Turnovers: 1, 10 times
Blocks: 1 vs. John Brown (11/9/23), vs. Kansas City (11/14/23)
Steals: 2 vs. Oklahoma (2/13/24)
Minutes Played: 21 vs. Nicholls (11/28/23) vs. Iowa State (3/15/24)

CAREER HIGHS

Points: — 20 vs. Long Beach State (3/16/22)
FG: — 9 vs. Long Beach State (3/16/22)
FGA: — 12 vs. San Diego State (11/12/21)
3FG: — 5, at Pacific (2/18/21)
3FGA: — 6 at Pacific (2/18/21)
FT: — 4 at Pepperdine (1/27/21), at LMU (2/20/21), at Missouri St. (12/4/21)
FTA: — 7, at LMU (2/20/21)
Rebounds: — 14 vs. South Florida (12/22/21)
Assists: — 6 vs. Portland (1/21/22)
Turnovers: — 5 vs. Utah (12/12/20)
Blocks: — 2 vs. UNI (3/19/22)
Steals: — 4 vs. Westminster (UT) (11/25/20)
Minutes Played: — 35 at Pepperdine (2/12/22) vs. UCLA (3/20/21); vs. Pepperdine (3/8/21)

MISCELLANEOUS

	23-24	BU RECORD
Double-Figure Points:	2	2-2
2+ Blocks:	—	—
Led team in Points:	—	—
Led team in Rebounds:	1	2-0
Led team in Blocks:	—	1-0
Led team in Bench Points:	1	3-3

LOHNER NOTEBOOK

- 6-foot-8 athletic transfer forward from BYU; played in 62 games with 44 starts over two seasons in Provo.
- Led BU with 12 bench points against ISU in the Big 12 Championship Semifinals matching his season high (3/15/24).
- Scored six points against TCU matching his Big 12 career high (1/27/24)
- One of three Bears to appear in all 34 games last season
- Notched a season-high 12 points including a pair of highlight-reel dunks against Nicholls (11/28/23)
- Scored a season-high 13 points to help lead Baylor past UCSB in the opening round of the NCAA Tournament (3/17/23)
- Notched his first double-digit scoring effort at BU with 11 points against No. 16 Virginia (11/18/22)
- Set a Baylor career high with 10 rebounds against Northern Colorado (11/14/22)
- Led the Bears with 6.6 rebounds per game in five games at Canada Basketball's GLOBL JAM in July of 2022
- Helped BYU to a 44-18 record during his two years
- Averaged 7.0 points and 6.7 rebounds in two seasons with the Cougars
- Played in 35 games with 31 starts in 2021-22, finishing second on the team with 6.4 rebounds and 7.0 points per game
- Recorded nine double-figure scoring efforts in 2021-22
- Had nine points and season highs in rebounds (11) and assists (5) in a 77-58 NIT quarterfinal loss to Washington State
- Scored a career-high 20 against Long Beach State in the opening round of the NIT
- Led the team in rebounding 13 times in 2021-22, including six of his seven double-digit rebounding performances
- Pulled down a career-high 14 rebounds against South Florida (12/22/21)
- Played in 27 games with 13 starts as a freshman in 2020-21
- Averaged 7.0 points, 7.1 rebounds and 1.2 blocks per game in 2020-21
- Shot a career-best 33 percent from three-point-range in 23.8 minutes per game
- Scored six points and grabbed a team-leading 10 rebounds in the NCAA First Round against UCLA (3/20/21)
- Played at Wasatch Academy in Utah from 2018-20
- Helped lead the Tigers to a 27-2 record, averaging 14.5 points, 5.8 rebounds, 1.7 assists and 1.3 steals as a senior
- Helped Wasatch to a 26-3 record with a bid to the GEICO High School Nationals
- Played his freshman and sophomore seasons for Flower Mound High School in Flower Mound, Texas

2023-24 GAME-BY-GAME

OPPONENT	DATE	GS	MIN	FG	3FG	FT	OR-DR-TR	PF	A	T	B	S	PTS
vs. Auburn	11/7		12	0/0	0/0	0/0	1-1-2	0	1	0	0	0	0
JOHN BROWN	11/9		12	2/3	0/0	0/0	3-2-5	0	1	0	1	0	4
GARDNER-WEBB	11/12		14	1/2	0/0	2/2	2-2-4	0	0	0	0	1	4
KANSAS CITY	11/14		16	1/3	0/0	1/2	3-3-6	2	0	1	1	0	3
vs. Oregon State	11/22		15	1/1	0/0	0/0	1-1-2	1	2	0	0	0	2
vs. Florida	11/24		7	0/3	0/1	0/0	0-0-0	0	0	0	0	1	0
NICHOLLS	11/28		21	5/6	2/2	0/0	0-4-4	1	2	1	0	0	12
NORTHWESTERN STATE	12/2		17	2/2	0/0	2/3	2-5-7	0	0	1	0	0	6
SETON HALL	12/5		8	2/2	0/0	0/0	1-0-1	2	0	0	0	0	4
vs. Michigan State	12/16		11	0/2	0/1	2/2	0-2-2	1	0	0	0	0	2
vs. Duke	12/20		9	1/2	0/1	0/0	0-0-0	1	0	0	0	0	2
MISSISSIPPI VALLEY	12/22		18	4/4	0/0	0-0	0-7-7	1	1	0	0	0	8
CORNELL	1/2		7	0/2	0/0	0/0	0-1-1	2	0	1	0	0	0
at Oklahoma State	1/6		3	0/0	0/0	0/0	0-0-0	0	0	0	0	0	0
BYU	1/9		3	0/1	0/1	0/0	0-0-0	0	0	0	0	0	0
CINCINNATI	1/13		4	0/0	0/0	0/0	0-2-2	1	1	1	0	0	0
at Kansas State	1/16		4	0/0	0/0	0/0	1-0-1	0	0	0	0	0	0
at Texas	1/20		3	0/1	0/0	0/0	0-0-0	0	0	1	0	0	0
TCU	1/27		10	2/2	0/0	2/2	1-2-3	0	0	0	0	0	6
at UCF	1/31		8	0/2	0/1	0/0	0-1-1	0	0	0	0	1	0
IOWA STATE	2/3		6	0/0	0/0	0/2	1-0-1	1	0	0	0	0	2
TEXAS TECH	2/6		4	1/2	0/1	0/0	2-0-2	0	0	0	0	0	2
at Kansas	2/10		7	0/0	0/0	0/0	1-3-4	1	0	0	0	0	0
OKLAHOMA	2/13		13	0/1	0/0	0/0	0-3-3	2	1	0	0	2	0
at West Virginia	2/17		8	0/0	0/0	0/0	0-1-1	2	0	0	1	0	0
at BYU	2/20		8	1/2	0/1	0/0	0-0-0	3	0	1	0	0	2
HOUSTON	2/24		3	0/0	0/0	0/0	0-0-0	1	0	1	0	0	0
at TCU	2/26		2	0/0	0/0	0/0	0-1-1	2	0	1	0	0	0
KANSAS	3/2		2	1/1	0/0	0/0	0-0-0	1	0	1	0	0	2
TEXAS	3/4		6	1/1	0/0	0/0	0-0-0	1	0	1	0	0	2
at Texas Tech	3/9		3	0/1	0/0	2/2	0-0-0	0	0	0	0	0	2
vs. Cincinnati	3/14		16	1/1	0/0	3/4	1-6-7	0	0	2	0	0	5
vs. Iowa State	3/15		21	5/6	1/2	1/2	0-6-6	4	1	0	0	0	12
vs. Colgate	3/22		14	1/3	0/1	0/0	2-2-4	2	0	1	0	1	2

LOHNER, Caleb

SEASON	TEAM	GP-GS	MIN/AVG	Field Goals		3-Point		F-Throws		Rebounds				Scoring						
				FG-FGA	FG%	3FG-3FGA	3FG%	FT-FTA	FT%	OFF	DEF	TOT	AVG	PF-FO	A	TO	BLK	STL	PTS	AVG
2020-21	BYU	27-13	643/23.8	67-143	.469	19-57	.333	36-54	.667	49	144	193	7.1	69-4	32	43	2	19	189	7.0
2021-22	BYU	35-31	811/23.2	100-237	.422	13-61	.213	31-56	.554	64	159	223	6.4	98-2	39	59	7	15	244	7.0
2022-23	Baylor	34-0	416/12.2	41-75	.547	4-16	.250	23-36	.639	38	81	119	3.5	64-1	10	30	1	19	109	3.2
2023-24	Baylor	34-0	311/9.1	32-56	.571	3-12	.250	17-22	.773	22	55	77	2.3	32-0	10	14	3	6	84	2.5
TOTAL FOR Baylor		68-0	727/10.7	73-131	.557	7-28	.250	40-58	.690	60	136	196	2.9	96-1	20	44	4	25	193	2.8
TOTAL		130-44	2181/16.8	240-511	.470	39-146	.267	107-168	.637	173	439	612	4.7	263-7	91	146	13	59	626	4.8



13 – LANGSTON LOVE

G • 6-5 • 210 • RSO. • 1L
 UNIVERSAL CITY, TEXAS
 (MONTVERDE ACADEMY)

SEASON HIGHS

Points: 24 at UCF (1/31/24)
 FG: 8 vs. John Brown (11/9/23), vs. Nicholls (11/28/23)
 FGA: 14 vs. John Brown (11/9/23), at Kansas State (11/16/24)
 3FG: 5 vs. Nicholls (11/28/23), at UCF (1/31/24)
 3FGA: 7 vs. Nicholls (11/28/23), at Kansas State (1/16/24), at UCF (1/31/24)
 FT: 7 vs. Gardner-Webb (11/12/23) at UCF (1/31/24)
 FTA: 8 vs. Gardner-Webb (11/12/23)
 Rebounds: 10 vs. TCU (11/27/24)
 Assists: 4 vs. ISU (2/3/24)
 Turnovers: 4 vs. Cincinnati (1/14/24)
 Blocks: 1, four times
 Steals: 1, six times
 Minutes Played: 42 vs. TCU (1/27/24)

CAREER HIGHS

Points: 24 at UCF (1/31/24)
 FG: 8 vs. John Brown (11/9/23), vs. Nicholls (11/28/23)
 FGA: 15 vs. Tarleton (12/6/22)
 3FG: 5 vs. Nicholls (11/28/23), at UCF (1/31/24)
 3FGA: 7 vs. Nicholls (11/28/23), at Kansas State (1/16/24), at UCF (1/31/24)
 FT: 7 vs. Gardner-Webb (11/12/23), at UCF (1/31/24)
 FTA: 8 vs. Gardner-Webb (11/12/23)
 Rebounds: 10 vs. TCU (1/27/24)
 Assists: 4 vs. Texas Tech (2/4/23), vs. WVU (2/13/23), vs. ISU (2/3/24)
 Turnovers: 3 vs. Tarleton (12/6/22) vs. Iowa State (12/31/22)
 Blocks: 1, three times
 Steals: 2, three times
 Minutes Played: 42 vs. TCU (1/27/24)

MISCELLANEOUS

	2023-24	BU RECORD
Double-Figure Points:	14	18-6
20+ Points:	3	4-0
5+ Assists:	—	—
Led team in Points:	4	3-1
Led team in Rebounds:	—	—
Led team in Assists:	1	1-0
Led team in Bench Points:	17	20-5

LOVE NOTEBOOK


- Redshirt sophomore guard from Universal City, Texas
- Set a new career-high with 24 points to go along with a game-high seven rebounds at UCF (1/31/24)
- Notched his career-first double-double with 11 points and 10 rebounds, his first double-digit rebounding performance of his career (1/27/24).
- Led the team for a second-straight game with 15 points to go along with a season-high five rebounds at Kansas State (1/16/24).
- Scored 11 first-half points en route to a team-high 14 against Cincinnati (1/13/24).
- Notched his second-straight game of 15+ points with 15 against BYU in the conference home opener (1/9/24).
- Came up with 17 big points off the bench for the Bears in an overtime win at Oklahoma State (1/6/24)
- Enjoyed a career night with 23 points on 8-of-10 shooting (5-of-7 from three) as the Bears routed Nicholls (11/28/23)
- Finished with 16 points and a plus-minus rating of +18, helping Baylor win the NIT Season Tip-Off against Florida (11/25/23)
- Tallied double-figures in back-to-back games matching a career-high with 20 points against John Brown (11/9/23)
- Tallied 11 points on 4-of-7 shooting (.571) in a home win over No. 8 Texas
- Scored 19 points on .778 shooting, including a pair of threes, helping the Bears beat Oklahoma (2/8/23)
- Led the team in bench points for a sixth time with 11 points to help lift BU to a win over Kansas (1/23/23)
- Went 5-of-6 with 17 points to help the short-handed Bears past Nicholls (12/28/22)
- Had a career night in his first career start, scoring 20 points with 6 rebs., 2 assists and 2 steals to lift the short-handed Bears past Tarleton (12/6)
- Notched his third-career game in double figures, scoring 10 points to help lift the Bears over No. 14 Gonzaga (12/2/22)
- Scored 13 points against MVSU (11/7/22), which are the most in a BU debut since LJ Cryer had 17 against UL on 11/28/2020
- Became the first player with 10+ points and 8+ rebounds in his BU debut since MaCio Teague against Central Arkansas (11/5/19)
- Suffered a torn ACL in a private scrimmage prior to 2021-22 and missed the full season
- Four-star guard ranked No. 28 in 2021 recruiting class (ESPN100)
- Attended Montverde Academy in Florida, signed with Baylor in Nov. 2020 as part of highest-ranked recruiting class in program history (No. 4 by ESPN)
- Helped Montverde Academy to a 24-1 record and MaxPreps National Championship as a senior in 2020-21
- Participated in 2021 USA Basketball Men's U19 World Cup Team Training Camp
- Played in 2019 USA Basketball Men's Junior National Team minicamps
- Played first two high school seasons at Cibolo Steele High School before transferring to Montverde
- Averaged 23.1 points and 7.8 rebounds to help Steele to Class 6A state semifinals as a sophomore in 2018-19

2023-24 GAME-BY-GAME

OPPONENT	DATE	GS	MIN	FG	3FG	FT	OR-DR-TR	PF	A	T	B	S	PTS
vs. Auburn	11/7		20	3/9	2/4	2/3	1-1-2	1	1	0	0	1	10
JOHN BROWN	11/9		20	8/14	2/4	2/2	2-1-3	0	1	2	0	1	20
GARDNER-WEBB	11/12		28	2/9	0/1	7/8	0-2-2	3	0	1	1	0	11
KANSAS CITY	11/14		25	2/6	0/2	2/2	0-3-3	3	1	1	0	0	6
vs. Oregon State	11/22		19	3/6	1/1	0/0	0-1-1	3	1	1	0	1	7
vs. Florida	11/24		29	4/7	3/5	5/6	0-1-1	3	2	1	1	0	16
NICHOLLS	11/28		22	8/10	5/7	2/2	0-1-1	1	1	0	0	0	23
NORTHWESTERN STATE	12/2		19	1/5	0/4	2/4	1-2-3	0	2	0	0	0	4
SETON HALL	12/5		28	4/6	1/2	2/2	0-2-2	3	2	2	0	0	11
vs. Michigan State	12/16		18	0/4	0/4	0/0	0-0-0	2	0	2	0	0	0
vs. 21 Duke	12/20		25	3/7	1/1	1/1	1-2-3	3	2	0	0	1	8
MISSISSIPPI VALLEY	12/22		20	6/7	3/3	0/0	0-0-0	2	3	1	0	1	15
CORNELL	1/2		15	1/5	1/3	3/4	0-2-2	3	0	0	0	0	6
at Oklahoma State	1/6		34	6/11	0/1	5/6	0-2-2	3	0	0	0	1	17
BYU	1/9		30	4/8	3/4	4/4	0-4-4	2	1	1	0	0	15
CINCINNATI	1/13		30	4/10	3/6	3/4	0-2-2	0	0	4	1	0	14
at Kansas State	1/16		32	6/14	3/7	1/2	0-5-5	2	1	2	1	0	15
at Texas	1/20		25	4/10	1/2	1/2	1-0-1	1	3	0	0	0	10
TCU	1/27		42	4/8	0/0	3/4	4-6-10	3	1	2	0	1	11
at UCF	1/31		28	6/11	5/7	7/7	2-5-7	1	1	2	0	0	24
IOWA STATE	2/3		28	1/6	1/3	0/1	2-2-4	1	4	0	0	0	3
TEXAS TECH	2/6		29	2/5	0/0	2/4	1-3-4	1	1	2	0	1	6
at Kansas	2/10						DNP						
OKLAHOMA	2/13						DNP						
at West Virginia	2/17						DNP						
at BYU	2/20		15	1/2	1/2	0/1	0-2-2	1	0	0	0	1	3
HOUSTON	2/24						DNP						
at TCU	2/26						DNP						
KANSAS	3/2						DNP						
TEXAS	3/4						DNP						
at Texas Tech	3/9		22	4/7	0/2	1/2	1-4-5	3	1	1	0	0	9
vs. Cincinnati	3/14						DNP						
vs. Iowa State	3/15						DNP						
vs. Colgate	3/33						DNP						

LOVE, Langston

		Field Goals		3-Point		F-Throws		Rebounds				Scoring								
SEASON	TEAM	GP-GS	MIN/AVG	FG-FGA	FG%	3FG-3FGA	3FG%	FT-FTA	FT%	OFF	DEF	TOT	AVG	PF-FO	A	TO	BLK	STL	PTS	AVG
2022-23	Baylor	30-2	501/16.7	64-148	.432	24-66	.364	38-55	.691	27	39	66	2.2	46-0	24	21	4	12	190	6.3
2023-24	Baylor	24-0	599/24.9	87-187	.465	36-75	.480	54-69	.783	16	53	69	2.9	43-0	29	25	5	9	264	11.0
TOTAL		54-2	1099/20.4	151-335	.451	60-141	.426	92-124	.742	43	92	135	2.5	89-0	53	46	9	21	454	8.4



21 – YVES MISSI

F • 7-0 • 235 • FR. • HS
 YAOUNDE, CAMEROON
 (PROLIFIC PREP)

SEASON/CAREER HIGHS

Points: 25 vs. TCU (1/27/24)
 FG: 10 vs. TCU (1/27/24)
 FGA: 14 vs. TCU (1/27/24)
 3FG: –
 3FGA: –
 FT: 9 at Kansas (2/10/24)
 FTA: 12 at Kansas (2/10/24)
 Rebounds: 14 vs. Oregon State (11/22/23)
 Assists: 2 at WVU (2/17/24) & at TCU (2/26/24)
 Turnovers: 4, vs. Houston (2/24/24)
 Blocks: 5 vs. Gardner-Webb (11/12/23), vs. Duke (12/20/23)
 Steals: 3 at Oklahoma State (1/6/24)
 Minutes Played: 42 vs. TCU (1/27/24)

MISCELLANEOUS

	2023-24	BU RECORD
Double-Figure Points:	21	15-6
Double-Figure Rebounds:	6	3-3
20+ Points:	2	0-2
5+ Assists:	–	–
Led team in Points:	4	1-3
Led team in Rebounds:	11	7-4
Led team in Bench Points:	1	1-0

MISSI NOTEBOOK

- Athletic 7-foot center from Yaounde, Cameroon by way of Prolific Prep in California.
- Recorded his fifth double-double of the season with 14 points and 11 rebs. against Iowa State in the Big 12 Championship Semifinals (3/15/24).
- Notched his second-straight game in double figures with 17 points against No. 7 KU (3/2/24).
- Was the KenPom game MVP with 16 points, five rebounds and a block against TCU (2/26/24).
- Scored 21 points and pulled down 8 rebounds while setting a season high in free throw makes (9) and attempts (12).
- Threw down a couple of highlight-reel dunks en route to 17 points and a team-high seven rebounds against Texas Tech (2/6/24).
- Enjoyed a career night against TCU, pouring in a team-high 25 points to go along with nine rebounds (1/27/24).
- Recorded his fourth-career double-double with 13 points and 10 rebounds in a road win at Oklahoma State (1/6/23).
- Returned to the line-up with a career-high 16 points on 8-of-8 shooting
- Recorded his third-career double-double with 11 points and 10 rebounds against Duke (12/20/23).
- Scored one-point shy of his career high (13) and pulled down a team-high 8 rebounds, leading BU passed Seton Hall (12/5/23).
- Recorded second-career double-double with 13 points and 10 rebounds against Northwestern State (12/2/23).
- Notched his career-first double-double with 14 points and 14 rebounds against Oregon State. His 14 rebounds were the most by a Baylor player since Mark Vital had 15 vs. Oklahoma State on March 12, 2021. (11/22/23)
- Established career highs in blocks (5), points (11) and rebounds (8) helping BU to a win over Gardner-Webb.
- Tallied 10 points, 2 steals and 2 blocks in his collegiate debut against Auburn (11/7/23)
- Averaged 9.3 points, 8.7 rebounds and 1.3 blocks per game at Prolific Prep
- The No. 2 prospect in the state of California according to ESPN
- Participated in the 2023 Nike Hoop Summit, where he played with fellow signee Miro Little on the World Select Team
- Missi and Little played against Ja’Kobe Walter and Team USA, with Team USA getting the 90-84 win
- Helped his team win The Grind Session World Championship, earning a spot in the GEICO High School Nationals tournament
- In December, he also helped Prolific Prep win the 2022 John Wall Holiday Invitational
- His brother, Steve Moundou-Missi, was a three-time All-Ivy League selection at Harvard, in addition to being the 2015 Ivy League Defensive Player of the Year

2023-24 GAME-BY-GAME

OPPONENT	DATE	GS	MIN	FG	3FG	FT	OR-DR-TR	PF	A	T	B	S	PTS
vs. Auburn	11/7		18	3/5	0/0	4/6	0-0-0	4	0	1	2	2	10
JOHN BROWN	11/9		21	4/6	0/0	2/4	4-2-6	1	0	0	3	2	10
GARDNER-WEBB	11/12	*	23	5/8	0/0	1/2	4-4-8	2	0	1	5	1	11
KANSAS CITY	11/14	*	17	1/4	0/0	0/5	3-2-5	2	1	0	1	1	2
vs. Oregon State	11/22	*	25	5/9	0/0	4/8	6-8-14	4	1	1	2	0	14
vs. Florida	11/24	*	12	3/3	0/0	2/2	0-0-0	4	1	2	0	1	8
NICHOLLS	11/28	*	12	2/4	0/0	5/8	3-4-7	0	0	0	2	0	9
NORTHWESTERN STATE	12/2	*	18	4/5	0/0	4/8	2-8-10	0	0	0	4	0	13
SETON HALL	12/5	*	26	6/9	0/0	1/4	5-3-8	2	0	1	1	1	13
vs. Michigan State	12/16	*	19	5/6	0/0	1/4	1-2-3	4	0	2	0	1	11
vs. Duke	12/20	*	26	4/7	0/0	3/3	8-2-10	4	0	2	5	1	11
MISSISSIPPI VALLEY	12/22						DNP (Back)						
CORNELL	1/2	*	21	8/8	0/0	0/0	3-2-5	3	0	2	0	1	16
at Oklahoma State	1/6	*	30	6/9	0/0	1/3	6-4-10	2	1	0	0	3	13
BYU	1/9	*	25	0/2	0/0	0/0	0-1-1	3	0	1	0	0	0
CINCINNATI	1/13	*	12	2/4	0/0	0/2	1-1-2	3	0	0	0	0	4
at Kansas State	1/16	*	24	3/8	0/0	3/7	7-4-11	2	0	1	1	0	9
at Texas	1/20	*	21	3/4	0/0	1/2	1-1-2	4	0	1	1	0	7
TCU	1/27	*	42	10/14	0/0	5/7	4-5-9	1	0	1	1	1	25
at UCF	1/31	*	25	5/8	0/0	1/1	1-0-1	3	0	1	2	0	12
IOWA STATE	2/3	*	20	2/5	0/0	2/2	1-1-2	4	1	1	4	1	6
TEXAS TECH	2/6	*	26	5/7	0/0	7/8	2-5-7	3	1	1	1	1	17
at Kansas	2/10	*	30	6/9	0/0	9/12	1-7-8	3	1	1	2	0	21
OKLAHOMA	2/13	*	27	5/9	0/0	2/3	1-0-1	1	0	0	1	0	12
at West Virginia	2/17	*	21	5/5	0/0	3/6	3-1-4	3	2	1	1	1	13
at BYU	2/20	*	25	5/6	0/0	3/4	1-6-7	2	0	2	1	0	13
HOUSTON	2/24	*	34	1/5	0/0	0/1	1-4-5	3	1	4	2	0	2
at TCU	2/26	*	21	6/9	0/0	4/4	3-2-5	3	2	1	1	0	16
KANSAS	3/2	*	27	7/12	0/0	3/3	3-2-5	0	0	0	1	0	17
TEXAS	3/4	*	25	2/7	0/0	3/4	4-4-8	4	0	2	0	0	7
at Texas Tech	3/9	*	20	3/5	0/0	1/2	1-1-2	3	0	1	2	1	7
vs. Cincinnati	3/14	*	28	4/8	0/0	4/6	3-3-6	1	1	1	2	0	12
vs. Iowa State	3/15	*	35	5/8	0/0	3/4	3-8-11	2	0	2	2	0	14
vs. Colgate	3/22	*	16	4/6	0/0	1/1	1-2-3	0	0	3	0	1	9

MISSI, Yves

		Field Goals		3-Point		F-Throws		Rebounds				Scoring								
SEASON	TEAM	GP-GS	MIN/AVG	FG-FGA	FG%	3FG-3FGA	3FG%	FT-FTA	FT%	OFF	DEF	TOT	AVG	PF-FO	A	TO	BLK	STL	PTS	AVG
2023-24	Baylor	33-31	762/23.1	139-224	.621	0-0	.000	85-137	.620	87	100	187	5.7	79-0	13	37	50	20	363	11.0
TOTAL		33-31	762/23.1	139-224	.621	0-0	.000	85-137	.620	87	100	187	5.7	79-0	13	37	50	20	363	11.0



2 – JAYDEN NUNN

G • 6-4 • 190 • JR. • TR

FLINT, MICH

(DREAM CITY CHRISTIAN SCHOOL/ VCU)

SEASON HIGHS

Points: 27 vs. Oklahoma (2/13/24)
 FG: 8 vs. Kansas City (11/14/23), vs. Oklahoma (2/13/24)
 FGA: 12 vs. Oklahoma (2/13/24)
 3FG: 6 vs. Oklahoma (2/13/24)
 3FGA: 9 vs. Oklahoma (2/13/24)
 FT: 6 vs. Iowa State (2/3/24)
 FTA: 10 vs. Iowa State (2/3/24)
 Rebounds: 6 vs. Auburn (11/7/23)
 Assists: 5 vs. Houston (2/24/24)
 Turnovers: 6 vs. Michigan State (12/16/23)
 Blocks: 1 five times
 Steals: 5 vs. Cincinnati (3/14/24)
 Minutes Played: 43 vs. Houston (2/24/24)

CAREER HIGHS

Points: – 31 at Saint Joes (2/21/23)
 FG: – 12 at Saint Joes (2/21/23)
 FGA: – 14 vs. UCONN (11/26/21)
 3FG: – 7 at Saint Joes (2/21/23)
 3FGA: – 10 at Wake Forest (3/19/22)
 FT: – 8; twice, vs. Kennesaw St. (11/26/22), vs. Saint Louis (2/28/23)
 FTA: – 12 vs. Kennesaw St. (11/26/22)
 Rebounds: – 8 vs. UCONN (11/26/21)
 Assists: – 5; four times
 Turnovers: – 6 vs. Saint Peters (11/9/21), vs. Michigan State (12/16/23)
 Blocks: – 3 vs. Saint Louis (3/11/23)
 Steals: – 5 vs. Cincinnati (3/14/24)
 Minutes Played: – 43 vs. Houston (2/24/24)

MISCELLANEOUS

	2023-24	BU RECORD
Double-Figure Points:	16	13-3
20+ Points:	3	3-0
5+ Assists:	1	0-1
Led team in Points:	2	2-0
Led team in Rebounds:	–	–
Led team in Assists:	2	1-1
Led team in Steals:	8	6-2
Led team in Bench Points:	–	–

NUNN NOTEBOOK

- A 6-foot-4 190-pound transfer guard
- Scored 15 points on 4-of-5 shooting from beyond the arc in the first round of the NCAA Tournament against Colgate (3/22/24).
- Has averaged 13.3 points per game in the 8 games since Langston Love went down with an injury. Averaged 9.8 points per game before that.
- Went a perfect 4-for-4 in the second half en route to 18 points against No. 7 Kansas (3/2/24).
- Averaged 23.5 points on 15-of-23 shooting (.652) en route to becoming the first player in program history to sweep Big 12 Player and Newcomer of the week in the same week (2/19).
- Notched back-to-back 20-point games for the first time in his career, with 20 points in a road win at West Virginia (2/17/24).
- Recorded his best game at Baylor with 27 points on 8 of 12 shooting and a team-high three steals against OU (2/13/24).
- Had a Big 12-best 16 points including the game-winning shot with 2.0 seconds left against ISU, the first BU player to hit a game-winning shot in the final 10 seconds since Jo Lual-Acuil in Feb. of 2018. (2/3/24)
- Had game-high three steals and hit a couple of big three-pointers in route to 11 points in a win over BYU (1/9/24)
- Tallied 15 points, including 4-of-4 from deep in a win over MVSU (12/22/23).
- Notched a season-high 25 points including a 5-plus minute stretch in the first half where he scored 14-straight points against Kansas City (11/14/23).
- Scored a Baylor career high with 15 points and tied a career-high with four Steals against John Brown (11/9/23)
- Brings the experience of 66 games and 64 starts over the last two seasons for the VCU Rams
- With VCU, he averaged 9.0 points and 1.7 assists while shooting 42% from the floor and 38.3% from long distance
- Finished fourth in the conference in three-point field goal percentage (.404), and ninth in steals per game (1.5) in 2022-23
- 2021-22 Atlantic 10 All-Rookie team, averaging 8.6 points, 2.5 rebounds and 1.8 assists in 29.1 minutes per game
- Became just the third true freshman since 2009 to start the season opener for the Rams
- Father, Tim, played basketball at Wisconsin-Green Bay after winning a Michigan State High School Championship alongside future NBA star Glen Rice and future NFL star Andre Rison

2023-24 GAME-BY-GAME

OPPONENT	DATE	GS	MIN	FG	3FG	FT	OR-DR-TR	PF	A	T	B	S	PTS
vs. Auburn	11/7	*	29	1/8	0/1	5/6	2-4-6	3	3	0	0	3	7
JOHN BROWN	11/9	*	25	6/10	2/4	1/3	0-2-2	1	3	0	0	4	15
GARDNER-WEBB	11/12	*	21	3/5	0/1	1/2	0-1-1	4	1	4	0	0	11
KANSAS CITY	11/14	*	27	8/9	4/5	5/5	0-1-1	1	4	3	0	0	25
vs. Oregon State	11/22	*	27	2/8	0/2	3/5	0-2-2	1	4	2	0	2	7
vs. Florida	11/24	*	33	1/8	1/4	0/0	0-4-4	1	4	0	1	1	3
NICHOLLS	11/28	*	21	4/8	2/3	3/4	1-1-2	0	3	1	1	0	13
NORTHWESTERN STATE	12/2	*	24	3/4	0/1	3/4	0-2-2	2	1	0	1	0	9
SETON HALL	12/5	*	26	2/6	0/1	2/2	0-3-3	0	3	3	1	1	6
vs. Michigan State	12/16	*	23	3/6	2/3	1/3	0-0-0	4	2	6	0	2	9
vs. Duke	12/20	*	25	0/5	0/2	4/4	0-0-0	1	2	1	1	0	4
MISSISSIPPI VALLEY	12/22	*	21	5/7	4/4	1/2	0-3-3	0	2	1	0	4	15
CORNELL	1/2	*	29	3/8	2/5	2/4	1-4-5	2	4	0	0	0	10
at Oklahoma State	1/6	*	23	2/5	0/1	0/0	0-2-2	4	1	0	0	1	4
BYU	1/9	*	28	4/9	2/4	1/3	1-3-4	0	3	1	0	3	11
CINCINNATI	1/13	*	15	2/4	0/1	0/0	0-1-1	3	0	0	0	0	4
at Kansas State	1/16	*	35	3/10	0/4	1/4	0-2-2	4	1	3	0	0	7
at Texas	1/20	*	30	5/10	2/4	3/3	0-5-5	1	1	0	0	1	15
TCU	1/27	*	33	2/5	1/3	2/5	0-0-0	3	1	2	1	1	7
at UCF	1/31	*	24	1/3	0/1	1/2	1-3-4	2	4	0	1	1	3
IOWA STATE	2/3	*	25	4/5	2/3	6/10	0-3-3	4	2	3	0	2	16
TEXAS TECH	2/6	*	32	5/10	1/4	3/4	1-4-5	3	2	2	0	1	14
at Kansas	2/10	*	35	3/7	2/5	0/0	1-1-2	0	0	2	0	0	8
OKLAHOMA	2/13	*	36	8/12	6/9	5/6	0-3-3	2	0	0	0	3	27
at West Virginia	2/17	*	31	7/11	5/9	1/2	0-1-1	4	4	2	0	1	20
at BYU	2/20	*	25	3/6	1/2	2/2	0-1-1	5	0	1	0	1	9
HOUSTON	2/24	*	43	3/9	1/3	4/4	0-4-4	2	5	0	2	0	11
at TCU	2/26	*	35	1/6	1/3	2/2	0-1-1	5	2	1	1	1	5
KANSAS	3/2	*	39	7/8	3/3	1/3	0-5-5	1	1	4	0	2	18
TEXAS	3/4	*	32	1/5	0/0	6/6	1-4-5	0	0	1	0	1	8
at Texas Tech	3/9	*	31	5/10	1/5	3/4	0-0-0	4	0	0	0	0	14
vs. Cincinnati	3/14	*	31	3/9	1/3	2/2	2-2-4	1	2	1	0	5	9
vs. Iowa State	3/15	*	28	1/5	0/3	2/2	0-1-1	2	3	3	0	0	4
vs. Colgate	3/22	*	33	5/8	4/5	1/2	0-4-4	3	3	1	1	0	15

NUNN, Jayden

SEASON	TEAM	GP-GS		Field Goals		3-Point		F-Throws		Rebounds				Scoring										
		GP	GS	FG-FGA	FG%	3FG-3FGA	3FG%	FT-FTA	FT%	OFF	DEF	TOT	AVG	PF-FO	A	TO	BLK	STL	PTS	AVG				
2021-22	VCU	31	29	88	219	.402	32	89	.360	59	78	.756	12	65	77	2.5	46	56	51	9	46	267	8.6	
2022-23	VCU	35	35	996	28.4	.433	40	99	.404	70	100	.700	13	75	88	2.5	75	53	41	19	51	324	9.3	
2023-24	Baylor	34	34	972	28.6	.466	50	111	.450	82	115	.713	11	77	88	2.6	74	2	68	49	14	43	364	10.7
TOTAL FOR Baylor		34	34	972	28.6	.466	50	111	.450	82	115	.713	11	77	88	2.6	74	2	68	49	14	43	364	10.7
TOTAL		100	98	2866	28.7	.435	122	299	.408	211	293	.720	36	217	253	2.5	195	3	177	141	42	140	955	9.6



15 – JOSH OJIANWUNA

F • 6-10 • 230 • SO. • 1L
 ASABA, NIGERIA
 (NBA GLOBAL ACADEMY)

SEASON HIGHS

Points: 11 vs. Cincinnati (1/13/24)
FG: 5 vs. West Virginia (2/17/24)
FGA: 5 vs. Nicholls (11/28/23), vs. Cincinnati (1/13/24), vs. West Virginia
3FG: –
3FGA: 1 at TCU (2/26/24)
FT: 4 vs. BYU (1/9/24)
FTA: 4 vs. Oregon State (11/22/23), vs. BYU (1/9/24) vs. Cincinnati (1/13/24)
Rebounds: 10 vs. John Brown (11/9/23)
Assists: 2 vs. Oklahoma (2/13/24)
Turnovers: 4 at Kansas (2/10/24)
Blocks: 1 vs. Northwestern St. (12/2/23), vs. Cornell (1/2/24)
Steals: 3 vs. West Virginia (2/17/24)
Minutes Played: 21 vs. MVSU (12/23/23)

CAREER HIGHS

Points: 11 vs. Nicholls (12/28/22), vs. TCU (1/4/23), vs. Cincinnati (1/13/24)
FG: 5 vs. West Virginia (2/17/24)
FGA: 7 vs. Tarleton (12/6/22), vs. Nicholls (12/28/22)
3FG: –
3FGA: 1 at TCU (2/26/24)
FT: 4, vs. BYU (1/9/24)
FTA: 6 vs. Norfolk State (11/11/22), at Oklahoma (1/21/23)
Rebounds: 11 vs. Nicholls (12/28/22)
Assists: 2, three times
Turnovers: 4 at Kansas (2/10/24)
Blocks: 3 vs. Nicholls (12/28/22)
Steals: 3 vs. West Virginia (2/17/24)
Minutes Played: 22 vs. Tarleton (12/6/22), at WVU (1/11/23)

MISCELLANEOUS

	23-24	BU RECORD
Double-Figure Points:	4	6-0
Double-Figure Rebounds:	–	1-0
Double-Doubles:	–	1-0
2+ Blocks:	–	2-0
Led team in Points:	–	–
Led team in Rebounds:	4	8-0
Led team in Blocks:	2	4-1
Led team in Bench Points:	10	21-2

OJIANWUNA NOTEBOOK

- 6-foot-10 sophomore from Asaba, Nigeria, who played at the NBA Global Academy
- Had a game-high seven rebounds in the opening round of the NCAA Tournament against Colgate (3/22/24).
- Gave the Bears big minutes off the bench with 10 points and seven rebounds on 5-for-5 shooting in a win at WVU (2/14/24).
- Tied a career high with 11 points including three rim-rocking dunks to help lead Bu past Cincinnati (1/13/24).
- Notched a double-figure scoring effort for the third time in his career with 10 against Gardner-Webb (11/12/23)
- Talled his second-career double-figure rebounding game with 10 boards against John Brown (11/9/23)
- Matched his career high with 11 points off the bench against TCU (1/4/23)
- Recorded his career-first double-double with 11 points and 11 rebounds against Nicholls (12/28/22)
- Made his debut with the Bears as they represented Team USA in the inaugural GLOBL JAM in Toronto in July of 2021
- He arrived just hours before BU's game against Team Canada, but played 14 minutes, scoring 6 points and grabbing 4 rebounds
- Finished second on the team with 5.5 rebounds per game in four contests
- Attended NBA Academy Africa in 2017, before transitioning to NBA Global Academy in 2019
- Participated in the NCAA's Next Generation Sunday event at the 2019 Men's Final Four
- Competed for The NBA Academy Africa at the 2019 NBA Academy Games in Atlanta
- Participated in Basketball Without Borders Africa 2019 in Senegal
- Helped his team to a third-place finish in the 2018 NBA Academy Games for NBA Academy Africa
- Competed alongside top prospects from the league's academies in a series of exhibition games at the NBA G League Winter Showcase in Las Vegas in December of 2018

2023-24 GAME-BY-GAME

OPPONENT	DATE	GS	MIN	FG	3FG	FT	OR-DR-TR	PF	A	T	B	S	PTS
vs. Auburn	11/7		16	1/2	0/0	1/2	3-2-5	4	1	2	0	0	3
JOHN BROWN	11/9		12	3/4	0/0	1/3	8-2-10	0	0	2	0	0	7
GARDNER-WEBB	11/12		17	4/4	0/0	2/2	3-5-8	3	0	1	0	1	10
KANSAS CITY	11/14		14	0/0	0/0	0/0	1-1-1	2	0	1	0	2	0
vs. Oregon State	11/22		15	3/3	0/0	1/4	1-2-3	4	0	2	0	1	7
vs. Florida	11/24		19	2/2	0/0	3/4	2-3-5	4	0	0	0	0	7
NICHOLLS	11/28		13	2/5	0/0	0/0	2-2-4	1	0	1	0	0	4
NORTHWESTERN STATE	12/2		14	2/2	0/0	1/2	2-2-4	2	1	0	1	0	5
SETON HALL	12/5		14	2/2	0/0	0/0	1-0-1	2	1	0	0	2	4
vs. Michigan State	12/16		20	3/3	0/0	0/0	1-2-3	3	0	1	0	1	6
vs. Duke	12/20		11	0/0	0/0	0/0	0-0-0	0	0	0	0	0	0
MISSISSIPPI VALLEY	12/22	*	21	3/4	0/0	1/1	0-3-3	3	1	1	0	0	7
CORNELL	1/2		16	3/4	0/0	1/2	0-1-1	2	0	0	1	2	7
at Oklahoma State	1/6		15	3/3	0/0	0/0	2-2-4	2	0	2	0	0	6
BYU	1/9		16	0/1	0/0	4/4	1-2-3	2	0	0	0	1	4
CINCINNATI	1/13		25	4/5	0/0	3/4	2-2-4	0	0	1	0	0	11
at Kansas State	1/16		21	3/4	0/0	1/2	3-1-4	3	0	1	0	1	7
at Texas	1/20		19	0/0	0/0	0/0	1-0-1	3	0	1	1	0	0
TCU	1/27		14	2/3	0/0	1/1	0-1-1	1	0	0	0	0	5
at UCF	1/31		14	4/5	0/0	0/0	2-1-3	1	0	0	0	0	8
IOWA STATE	2/3		16	2/3	0/0	0/1	3-1-4	4	1	3	0	0	4
TEXAS TECH	2/6		13	2/2	0/0	0/0	0-2-2	2	1	1	0	0	4
at Kansas	2/10		8	0/0	0/0	0/0	0-0-0	0	0	4	0	0	0
OKLAHOMA	2/13		14	1/2	0/0	0/1	0-0-0	2	2	1	0	0	2
at West Virginia	2/17		16	5/5	0/0	0/1	3-4-7	3	3	1	0	3	10
at BYU	2/20		15	2/3	0/0	0/0	1-3-4	1	0	1	0	0	4
HOUSTON	2/24		9	0/2	0/0	2/2	3-1-4	0	0	1	0	0	2
at TCU	2/26		19	0/5	0/1	1/2	2-2-4	2	1	0	0	1	1
KANSAS	3/2		14	2/2	0/0	2/2	0-1-1	1	0	1	0	0	6
TEXAS	3/4		15	4/4	0/0	2/2	1-3-4	1	0	1	0	1	10
at Texas Tech	3/9		15	2/3	0/0	0/2	1-3-4	3	0	0	0	1	4
vs. Cincinnati	3/14		13	2/2	0/0	2/2	1-0-1	3	0	3	0	1	6
vs. Iowa State	3/15		10	1/4	0/0	0/0	2-3-5	1	1	0	0	0	2
vs. Colgate	3/22		22	4/4	0/0	0/0	2-5-7	3	0	1	0	1	8

OJIANWUNA, Josh

		Field Goals		3-Point		F-Throws		Rebounds				Scoring								
SEASON	TEAM	GP-GS	MIN/AVG	FG-FGA	FG%	3FG-3FGA	3FG%	FT-FTA	FT%	OFF	DEF	TOT	AVG	PF-FO	A	TO	BLK	STL	PTS	AVG
2022-23	Baylor	29-0	381/13.1	46-78	.590	0-0	.000	29-44	.659	46	55	101	3.5	55-0	7	19	11	11	121	4.2
2023-24	Baylor	34-1	520/15.3	71-97	.732	0-1	.000	29-46	.630	53	62	115	3.4	78-0	10	34	3	16	171	5.0
TOTAL		63-1	902/14.3	117-175	.669	0-1	.000	58-90	.644	99	117	216	3.4	133-0	17	53	14	27	292	4.6



23 – JONATHAN TCHAMWA TCHATCHOUA

F • 6-8 • 250 • SR. • 2L

DOUALA, CAMEROON

(NBA GLOBAL ACADEMY – AUSTRALIA / UNLV)

SEASON HIGHS

Points: 10 vs. MVSU (12/22/23)
FG: 5 vs. MVSU (12/22/23)
FGA: 8 vs. MVSU (12/22/23)
3FG: 1, three times
3FGA: 2 vs. Northwestern St. (12/2/23)
FT: –
FTA: –
Rebounds: 7 vs. Nicholls (11/28/23)
Assists: 2 vs. Nicholls (11/28/23)
Turnovers: 2 vs. Nicholls (11/28/23), vs. MVSU (12/22/23)
Blocks: 1, three times
Steals: 1 vs. Nicholls (11/28/23)
Minutes Played: 19 vs. MVSU (12/22/23)

CAREER HIGHS

Points: – 21 at Kansas State (2/9/22)
FG: – 9 at Kansas State (2/9/22)
FGA: – 10, three times
3FG: – 2, three times
3FGA: – 5 vs. Oklahoma (2/8/23)
FT: – 9 vs. Colorado State (1/2/19)
FTA: – 10 vs. Colorado State (1/2/19)
Rebounds: – 13 vs. UAPB (12/4/21)
Assists: – 2, six times
Turnovers: – 4, four times
Blocks: – 4 at Oklahoma State (1/23/21)
Steals: – 2, 12 times
Minutes Played: – 40 vs. BYU (12/15/18)

MISCELLANEOUS

	23-24	BU CAREER	BU RECORD
Double-Figure Points:	–	19	17-2
Double-Figure Rebounds:	–	9	7-2
Double-Doubles:	–	4	3-1
20+ Points:	–	1	1-0
2+ Blocks:	–	5	5-0
Led team in Points:	–	2	2-0
Led team in Rebounds:	1	26	21-5
Led team in Blocks:	–	16	13-3
Led team in Bench Points:	–	21	17-4

TCHAMWA TCHATCHOUA NOTEBOOK

- Sixth-year senior big man with tremendous athleticism, extremely coachable
- Knocked down his career-first three-point shot in the NCAA Tournament against Colgate (3/24/25).
- Made his career-first start at Baylor against Auburn (11/7/23)
- Lost 20 pounds this offseason to improve mobility
- Recorded his first double-double in over a year with 11 points and 12 rebounds at Kansas State (2/21/23)
- Scored in double-figures (11) for the first time since Feb. 9, 2022, against WVU (2/13/23).
- Made his return to the court 357 days after a devastating knee injury and scored 8 points on a career-high two threes vs. Tech (2/4/23)
- Suffered season-ending injury in win over Texas (2/12/22)
- Had a 4 1/2 hour surgery on 2/13 to repair multiple ligaments in left knee
- Had a second surgery to repair nerve damage in his knee on July 1st
- Honored as 2022 Big 12 Defensive Player of the Year and named to Big 12 All-Defensive Team
- Coaches refer to him as “Everyday Jon,” because they know he’s going to be the same energy-giving person every day
- Transferred to Baylor after playing one year at UNLV, sat out 2019-20 season and participated on BU practice squad
- Scored in double-figures off bench in 10 of final 20 games in 2021-22; did so in 7 of previous 65 collegiate games
- Has 19 career double-figure scoring games (18 at BU; Bears are 17-1), 11 career double-figure rebounding games (9 at BU)
- Had 11 points and 6 rebounds in 21 minutes of Final Four win vs. Houston (4/3/21), highest-scoring game since Dec. 29, 2020
- Played 31 games (11 starts) as freshman at UNLV, averaging 3.4 PPG, 3.5 RPG, 0.7 BPG in 13.3 MPG
- Recorded career-first double-double with 13 points and 12 rebounds in 16 minutes vs. Colorado State (1/2/19) while at UNLV
- Played 40 minutes in overtime win in first collegiate start vs. BYU (12/15/18) while at UNLV
- Born in Cameroon, moved to Australia and played at NBA Global Academy for final two high school seasons

2023-24 GAME-BY-GAME

OPPONENT	DATE	GS	MIN	FG	3FG	FT	OR-DR-TR	PF	A	T	B	S	PTS
vs. Auburn	11/7	*	7	0/0	0/0	0/0	1-0-1	1	0	0	0	0	0
JOHN BROWN	11/9	*	7	1/2	0/1	0/0	0-3-3	0	1	0	1	0	2
GARDNER-WEBB	11/12						DNP						
KANSAS CITY	11/14		9	0/1	0/0	0/0	0-1-1	0	0	1	0	0	0
vs. Oregon State	11/22						DNP						
vs. Florida	11/24		9	1/1	1/1	0/0	1-3-4	1	0	1	0	0	3
NICHOLLS	11/28		15	2/3	1/1	0/0	2-5-7	2	2	2	0	1	5
NORTHWESTERN STATE	12/2		9	1/2	1/2	0/0	0-1-1	1	0	0	1	0	3
SETON HALL	12/5						DNP						
vs. Michigan State	12/16						DNP						
vs. Duke	12/20		3	0/1	0/0	0/0	0-0-0	1	0	0	0	0	0
MISSISSIPPI VALLEY	12/22		19	5/8	0/1	0/0	1-1-2	0	1	2	1	0	10
CORNELL	1/2		3	0/1	0/1	0/0	0-0-0	0	0	0	0	0	0
at Oklahoma State	1/6						DNP						
BYU	1/9						DNP						
CINCINNATI	1/13		2	0/1	0/0	0/0	0-1-1	0	0	0	0	0	0
at Kansas State	1/16						DNP						
at Texas	1/20						DNP						
TCU	1/27						DNP						
at UCF	1/31		2	0/0	0/0	0/0	0-0-0	0	0	1	0	0	0
IOWA STATE	2/3		5	0/0	0/0	0/0	0-1-1	2	0	1	0	0	0
TEXAS TECH	2/6		2	0/1	0/0	0/0	1-0-1	0	0	0	0	0	0
at Kansas	2/10		3	0/2	0/2	0/0	0-0-0	0	0	0	0	0	0
OKLAHOMA	2/13						DNP						
at West Virginia	2/17		4	0/0	0/0	0/0	0-1-1	1	1	0	0	0	0
at BYU	2/20						DNP						
HOUSTON	2/24		3	0/0	0/0	0/0	0-0-0	0	0	1	0	0	0
at TCU	2/26						DNP						
KANSAS	3/2						DNP						
TEXAS	3/4		1	0/0	0/0	0/0	0-0-0	0	0	0	0	0	0
at Texas Tech	3/9		3	0/0	0/0	0/0	0-0-0	1	0	0	0	0	0
vs. Cincinnati							DNP						
vs. Iowa State							DNP						
vs. Colgate	3/22		2	1/1	1/1	0/0	0-0-0	0	0	0	0	0	3

TCHAMWA TCHATCHOUA, Jonathan

SEASON	TEAM	GP-GS	MIN/AVG	Field Goals		3-Point		F-Throws		Rebounds				Scoring						
				FG-FGA	FG%	3FG-3FGA	3FG%	FT-FTA	FT%	OFF	DEF	TOT	AVG	PF-FO	A	TO	BLK	STL	PTS	AVG
2018-19	UNLV	31-11	410/13.2	38-80	.475	0-3	.000	30-44	.682	57	50	107	3.5	68-0	6	25	21	7	106	3.4
2020-21	Baylor	29-0	556/19.2	76-132	.576	0-0	.000	34-44	.773	57	87	144	5.0	63-0	13	27	19	15	186	6.4
2021-22	Baylor	25-0	523/20.9	88-130	.677	6-13	.462	27-35	.771	54	116	170	6.8	57-2	17	29	9	17	209	8.4
2022-23	Baylor	12-0	222/18.5	22-46	.478	6-14	.429	11-13	.846	16	41	57	4.8	23-0	6	12	4	4	61	5.1
2023-24	Baylor	19-2	105/5.5	11-24	.458	4-10	.400	0-0	.000	6	17	23	1.2	10-0	5	9	3	1	26	1.4
TOTAL FOR Baylor		85-2	1406/16.5	197-332	.593	16-37	.432	72-92	.783	133	261	394	4.6	153-2	41	77	35	37	482	5.7
TOTAL		116-13	1816/15.7	235-412	.570	16-40	.400	102-136	.750	190	311	501	4.3	221-2	47	102	56	44	588	5.1



4 – JA'KOBE WALTER

G • 6-5 • 195 • FR. • HS

MCKINNEY, TEXAS
(LINK ACADEMY)

SEASON/CAREER HIGHS

Points: 28 vs. Auburn (11/7/23)
 FG: 7 vs. Auburn (11/7/23), vs. Oregon State (11/22/23), vs. Houston (2/24/24)
 FGA: 19 vs. Cornell (1/2/24)
 3FG: 5 vs. MVSU (12/22/23) vs. Houston (2/24/24)
 3FGA: 14 vs. WVU (2/17/24)
 FT: 10 vs. Auburn (11/7/23), vs. TCU (1/27/24)
 FTA: 11 at Texas (1/20/24)
 Rebounds: 9 vs. Cornell (1/2/24)
 Assists: 5 vs. MVSU (12/22/23), vs. TCU (1/27/24)
 Turnovers: 5 at Kansas (2/10/24)
 Blocks: 2 vs. Cincinnati (3/14/24)
 Steals: 4 vs. Oregon State (11/22/23), vs. Northwestern St. (12/2/23)
 Minutes Played: 43 vs. Houston (2/24/24)

MISCELLANEOUS

	2023-24	BU RECORD
Double-Figure Points:	24	17-7
20+ Points:	8	6-2
5+ Assists:	2	1-1
Led team in Points:	9	6-3
Led team in Rebounds:	7	5-2
Led team in Assists:	—	—
Led team in Bench Points:	—	—

WALTER NOTEBOOK

- Highly-touted freshman from McKinney, Texas, by way of Link Academy in Branson, Mo.
- Scored 19 points in his NCAA Tournament debut against Colgate (3/22/24).
- Tallied a game-high 23 points on 7-of-13 shooting and tied a career high with five threes against Houston (2/24/24).
- Scored a game-high 23 points, his seventh 20-point game of the season to lead BU past West Virginia (2/17/24).
- Scored 17 points and pulled down a game-high 8 rebounds and two steals at No. 4 Kansas (2/10/24).
- Was the KenPom game MVP with a game-highs in points (22) and rebounds (7) at Texas (1/20/24).
- Scored all 14 of his points in the second half on 4-of-8 shooting to lead the Bears past Cincinnati (1/13/24).
- Netted his second-straight 20-point game with 23 points and a career-high 9 rebounds in the first game at Foster Pavilion (1/2/24).
- Shot 4-of-7 from three-point range en route to 15 points and five rebounds against Seton Hall (12/5/23)
- Named to the NIT Season Tip-Off All-Tournament Team after averaging 17.5 points, 5 rebounds and 2 steals in the event (11/24/23)
- Stuffed the stat sheet with 24 points, 5 rebounds, 3 assists and 4 steals in win over Oregon State (11/22/23)
- Named Big 12 Player of the Week on Nov. 13, becoming the first BU Freshman to win the award.
- scored a team-leading 14 points and pulled down a career-high 8 rebounds against Gardner-Webb (11/12/23)
- Set a program record for the most points by a freshman in his debut with 28, and became just the 4th freshman in Big 12 with at least 28 points in his debut, and the only one to do it against a power-conference opponent (11/7/23)
- Went 10-for-10 from the free throw line, making him the ninth different player in program history to shoot 1.000 percent from the line [minimum 10 attempts] (11/7/23)
- Sixth McDonald's All-American in program history
- Poured in 10 points of 4-of-6 shooting in 14 minutes for the West squad in the 2023 McDonald's All-American Game
- Baylor's third-straight Preseason Big 12 Freshman of the Year, following Keyonte George (2022) and Kendall Brown (2021)
- Preseason All-Big 12 Honorable Mention selection
- Jerry West Award (Top Shooting Guard) Preseason Top-20 selection
- ESPN's No. 17-rated player
- Led McKinney to its first-ever state championship game, where he scored a team-high 23 points against Duncanville
- 2021-22 Texas Association of Basketball Coaches All-State Team and the 6A All-State Tournament Team
- Averaged 23.3 points and 7.6 rebounds en route to 5-6A Offensive Player of the Year honors
- First name is a combination of Michael Jordan and Kobe Bryant

2023-24 GAME-BY-GAME

OPPONENT	DATE	GS	MIN	FG	3FG	FT	OR-DR-TR	PF	A	T	B	S	PTS
vs. Auburn	11/7	*	33	7/13	4/6	10/10	3-3-6	2	0	2	0	0	28
JOHN BROWN	11/9	*	24	3/9	1/6	0/0	0-1-1	0	1	1	0	1	7
GARDNER-WEBB	11/12	*	33	4/11	0/4	6/9	2-6-8	0	0	2	0	2	14
KANSAS CITY	11/14	*	26	6/11	4/6	7/7	3-1-4	0	0	1	0	0	23
vs. Oregon State	11/22	*	30	7/13	4/8	6/6	2-3-5	2	3	0	0	4	24
vs. Florida	11/24	*	17	3/7	2/4	3/4	1-4-5	4	0	2	1	0	11
NICHOLLS	11/28	*	28	1/8	0/3	0/0	1-1-2	1	1	1	0	1	2
NORTHWESTERN STATE	12/2	*	25	4/11	0/5	2/3	0-1-1	0	2	0	0	4	10
SETON HALL	12/5	*	29	4/10	4/7	3/3	1-4-5	2	3	0	1	0	15
vs. Michigan State	12/16	*	33	3/9	0/1	3/3	0-2-2	3	2	0	0	1	9
vs. Duke	12/20	*	31	5/11	3/6	2-2	1-3-4	4	1	4	0	1	15
MISSISSIPPI VALLEY	12/22	*	23	9/14	5/9	3/4	1-3-4	0	5	0	0	2	26
CORNELL	1/2	*	30	9/19	4/9	1/2	4-5-9	1	3	1	0	1	23
at Oklahoma State	1/6	*	38	2/11	1/5	2/2	2-4-6	2	1	0	1	1	7
BYU	1/9	*	30	6/11	2/5	2/4	1-1-2	2	0	0	0	0	16
CINCINNATI	1/13	*	37	4/11	1/6	0/0	0-7-7	1	1	3	0	1	14
at Kansas State	1/16	*	26	3/11	0/5	2/2	3-2-5	4	2	1	1	0	7
at Texas	1/20	*	36	5/12	3/7	9/11	1-6-7	2	1	0	0	2	22
TCU	1/27	*	41	2/12	2/9	9/10	2-5-7	4	5	2	0	1	15
at UCF	1/31	*	32	1/4	1/2	5/6	0-2-2	1	1	1	0	3	8
IOWA STATE	2/3	*	31	2/10	1/6	2/2	3-3-6	1	3	3	0	1	7
TEXAS TECH	2/6	*	33	2/9	1/5	3/4	2-0-2	3	2	1	1	2	8
at Kansas	2/10	*	30	5/12	2/9	5/5	2-6-8	3	3	5	0	2	17
OKLAHOMA	2/13	*	33	3/8	1/4	3/4	1-5-6	2	1	0	0	0	10
at West Virginia	2/17	*	35	6/17	4/14	7/8	0-0-0	2	1	1	0	1	23
at BYU	2/20	*	32	3/9	0/3	7/9	1-2-3	2	0	1	0	1	13
HOUSTON	2/24	*	44	7/13	5/10	4/5	0-4-4	5	0	2	0	0	23
at TCU	2/26	*	39	4/13	3/8	5/6	1-3-4	1	1	3	0	2	16
KANSAS	3/2	*	39	3/13	2/9	3/5	2-6-8	3	2	1	0	0	11
TEXAS	3/4	*	37	2/5	2/3	9/12	0-3-3	3	3	3	0	0	15
at Texas Tech	3/9	*	37	5/13	3/7	2/4	2-2-4	2	2	2	2	2	15
vs. Cincinnati	3/14	*	37	3/11	3/6	2/2	1-5-6	3	1	2	2	1	11
vs. Iowa State	3/15	*	36	1/8	1/5	0/2	0-0-0	2	0	2	0	0	3
vs. Colgate	3/22	*	34	4/11	3/8	8/10	1-3-4	1	0	0	1	0	19

WALTER, Ja'kobe

		Field Goals		3-Point		F-Throws		Rebounds				Scoring								
SEASON	TEAM	GP-GS	MIN/AVG	FG-FGA	FG%	3FG-3FGA	3FG%	FT-FTA	FT%	OFF	DEF	TOT	AVG	PF-FO	A	TO	BLK	STL	PTS	AVG
2023-24	Baylor	34-34	1094/32.2	138-370	.373	72-211	.341	140-172	.814	44	105	149	4.4	69-1	49	45	8	36	488	14.4
TOTAL		34-34	1094/32.2	138-370	.373	72-211	.341	140-172	.814	44	105	149	4.4	69-1	49	45	8	36	488	14.4

2023-24 SEASON STATISTICS



2023-24 Baylor Men's Basketball
Combined Team Statistics
All games

Game Records

Record	Overall	Home	Away	Neutral
ALL GAMES	24-10	15-2	4-5	5-3
CONFERENCE	11-7	7-2	4-5	0-0
NON-CONFERENCE	13-3	8-0	0-0	5-3

Score by Periods

Team	1st	2nd	OT	TOT
Baylor	1261	1431	58	2750
Opponents	1138	1213	66	2417

Team Box Score

No.	Player				Total		3-Point		F-Throw		Rebounds											
		GP-GS	MIN	AVG	FG-FGA	FG%	3FG-3FGA	3FG%	FT-FTA	FT%	OFF	DEF	TOT	AVG	PF	DQ	A	TO	BLK	STL	PTS	AVG
4	WALTER, Ja'Kobe	34-34	1093:39	32.2	138-370	.373	72-211	.341	140-172	.814	44	105	149	4.4	69	1	49	45	8	36	488	14.4
10	DENNIS, RayJ	34-34	1160:17	34.1	171-355	.482	37-109	.339	69-96	.719	15	114	129	3.8	87	2	234	121	2	47	448	13.2
11	BRIDGES, Jalen	34-34	1073:17	31.6	141-305	.462	72-175	.411	62-75	.827	65	128	193	5.7	48	0	49	32	20	37	416	12.2
13	LOVE, Langston	24-0	598:40	24.9	87-187	.465	36-75	.480	54-69	.783	16	53	69	2.9	43	0	29	25	5	9	264	11.0
21	MISSI, Yves	33-31	761:50	23.1	139-224	.621	0-0	.000	85-137	.620	87	100	187	5.7	79	0	13	37	50	20	363	11.0
2	NUNN, Jayden	34-34	971:32	28.6	116-249	.466	50-111	.450	82-115	.713	11	77	88	2.6	74	2	68	49	14	43	364	10.7
15	OJIANWUNA, Josh	34-1	520:22	15.3	71-97	.732	0-1	.000	29-46	.630	53	62	115	3.4	78	0	10	34	3	16	171	5.0
12	GRIMES, Dantwan	12-0	100:32	8.4	18-30	.600	8-12	.667	12-15	.800	3	12	15	1.3	8	0	16	3	0	8	56	4.7
33	LOHNER, Caleb	34-0	310:44	9.1	32-56	.571	3-12	.250	17-22	.773	22	55	77	2.3	32	0	10	14	3	6	84	2.5
1	LITTLE, Miro	33-0	238:45	7.2	18-42	.429	9-25	.360	13-18	.722	8	33	41	1.2	31	0	23	15	0	5	58	1.8
23	TCHAMWA TCHATCHOUA, Jonathan	19-2	105:10	5.5	11-24	.458	4-10	.400	0-0	.000	6	17	23	1.2	10	0	5	9	3	1	26	1.4
20	SACKS, Austin	10-0	15:13	1.5	4-8	.500	4-8	.500	0-0	.000	1	1	2	0.2	2	0	1	4	0	0	12	1.2
Team											57	51	108				23					
Total		34	6950		946-1947	.486	295-749	.394	563-765	.736	388	808	1196	35.2	561	5	507	411	108	228	2750	80.9
Opponents		34	6950		881-1940	.454	232-691	.336	423-579	.731	305	686	991	29.1	644	19	463	403	116	240	2417	71.1

Team Statistics

	BAYLOR	OPP
Scoring	2750	2417
Points per game	80.9	71.1
Scoring margin	+9.8	-
Field goals-att	946-1947	881-1940
Field goal pct	.486	.454
3 point fg-att	295-749	232-691
3-point FG pct	.394	.336
3-pt FG made per game	8.7	6.8
Free throws-att	563-765	423-579
Free throw pct	.736	.731
F-Throws made per game	16.6	12.4
Rebounds	1196	991
Rebounds per game	35.2	29.1
Rebounding margin	+6.0	-
Assists	507	463
Assists per game	14.9	13.6
Turnovers	411	403
Turnovers per game	12.1	11.9
Turnover margin	-0.2	-
Assist/turnover ratio	1.2	1.1
Steals	228	240
Steals per game	6.7	7.1
Blocks	108	116
Blocks per game	3.2	3.4
Winning streak	1	-
Home win streak	2	-
Attendance	133015	104492
Home games-Avg/Game	17-7824	9-11610
Neutral site-Avg/Game	-	8-9573

Team Results

Date	Opponent		Score	Att.
11/07/2023	vs Auburn	W	88-82	3028
11/09/2023	John Brown	W	96-70	9414
11/12/2023	Gardner-Webb	W	77-62	8037
11/14/2023	Kansas City	W	99-61	7903
11/22/2023	vs Oregon St.	W	88-72	1873
11/24/2023	vs Florida	W	95-91	1620
11/28/2023	Nicholls	W	108-70	7166
12/02/2023	Northwestern St.	W	91-40	8432
12/05/2023	Seton Hall	W	78-60	8269
12/16/2023	vs Michigan St.	L	64-88	13277
12/20/2023	vs Duke	L	70-78	18512
12/22/2023	Mississippi Val.	W	107-48	8794
01/02/2024	Cornell	W	98-79	7500
01/06/2024	at Oklahoma St.	Wot	75-70	6513
01/09/2024	BYU	W	81-72	7500
01/13/2024	Cincinnati	W	62-59	7500
01/16/2024	at Kansas St.	Lot	64-68	10055
01/20/2024	at Texas	L	73-75	11163
01/27/2024	TCU	Lot3	102-105	7500
01/31/2024	at UCF	W	77-69	8683
02/03/2024	Iowa St.	W	70-68	7500
02/06/2024	Texas Tech	W	79-73	7500
02/10/2024	at Kansas	L	61-64	16300
02/13/2024	Oklahoma	W	79-62	7500
02/17/2024	at West Virginia	W	94-81	12558
02/20/2024	at BYU	L	71-78	17978
02/24/2024	Houston	Lot	76-82	7500
02/26/2024	at TCU	W	62-54	6810
03/02/2024	Kansas	W	82-74	7500
03/04/2024	Texas	W	93-85	7500
03/09/2024	at Texas Tech	L	68-78	14432
03/14/2024	vs Cincinnati	W	68-56	19135
03/15/2024	vs Iowa St.	L	62-76	19135
03/22/2024	vs Colgate	W	92-67	0



**2023-24 Baylor Men's Basketball
Combined Team Statistics
Specific games**

Game Records

Record	Overall	Home	Away	Neutral
ALL GAMES	2-1	0-0	0-0	2-1
CONFERENCE	0-0	0-0	0-0	0-0
NON-CONFERENCE	2-1	0-0	0-0	2-1

Score by Periods

Team	1st	2nd	OT	TOT
Baylor	105	117	0	222
Opponents	95	104	0	199

Team Box Score

No.	Player	Total					3-Point		F-Throw		Rebounds				PF DQ A TO BLK STL PTS AVG							
		GP-GS	MIN	AVG	FG-FGA	FG%	3FG-3FGA	3FG%	FT-FTA	FT%	OFF	DEF	TOT	AVG	PF	DQ	A	TO	BLK	STL	PTS	AVG
11	BRIDGES, Jalen	3-3	105:53	35.3	20-41	.488	8-22	.364	7-9	.778	12	14	26	8.7	3	0	4	3	0	4	55	18.3
21	MISSI, Yves	3-3	73:30	24.5	13-22	.591	0-0	.000	9-12	.750	7	13	20	6.7	3	0	1	6	4	1	35	11.7
4	WALTER, Ja'Kobe	3-3	105:58	35.3	8-30	.267	7-19	.368	10-14	.714	2	8	10	3.3	6	0	1	4	3	1	33	11.0
10	DENNIS, Rayj	3-3	110:57	37.0	12-33	.364	3-15	.200	3-4	.750	2	8	10	3.3	10	0	26	14	1	3	30	10.0
2	NUNN, Jayden	3-3	91:44	30.6	9-22	.409	5-11	.455	5-6	.833	2	7	9	3.0	7	0	5	5	1	6	28	9.3
33	LOHNER, Caleb	3-0	50:38	16.9	7-10	.700	1-3	.333	4-6	.667	3	14	17	5.7	6	0	1	3	0	1	19	6.3
15	OJIANWUNA, Josh	3-0	44:39	14.9	7-10	.700	0-0	.000	2-2	1.000	5	8	13	4.3	7	0	1	4	0	2	16	5.3
23	TCHAMWA TCHATCHOUA, Jonathan	1-0	01:51	1.9	1-1	1.000	1-1	1.000	0-0	.000	0	0	0	0.0	0	0	0	0	0	0	3	3.0
20	SACKS, Austin	1-0	01:30	1.5	1-1	1.000	1-1	1.000	0-0	.000	0	0	0	0.0	0	0	0	0	0	0	3	3.0
1	LITTLE, Miro	3-0	13:20	4.4	0-1	.000	0-1	.000	0-0	.000	1	0	1	0.3	2	0	3	1	0	0	0	0.0
Team											5	3	8									
Total		3	600		78-171	.456	26-73	.356	40-53	.755	39	75	114	38.0	44	0	42	40	9	18	222	74.0
Opponents		3	600		75-171	.439	20-60	.333	29-36	.806	20	59	79	26.3	45	2	42	28	11	29	199	66.3

Team Statistics

	BAYLOR	OPP
Scoring	222	199
Points per game	74.0	66.3
Scoring margin	+7.7	-
Field goals-att	78-171	75-171
Field goal pct	.456	.439
3 point fg-att	26-73	20-60
3-point FG pct	.356	.333
3-pt FG made per game	8.7	6.7
Free throws-att	40-53	29-36
Free throw pct	.755	.806
F-Throws made per game	13.3	9.7
Rebounds	114	79
Rebounds per game	38.0	26.3
Rebounding margin	+11.7	-
Assists	42	42
Assists per game	14.0	14.0
Turnovers	40	28
Turnovers per game	13.3	9.3
Turnover margin	-4.0	-
Assist/turnover ratio	1.1	1.5
Steals	18	29
Steals per game	6.0	9.7
Blocks	9	11
Blocks per game	3.0	3.7
Winning streak	1	-
Home win streak	0	-
Attendance	0	0
Home games-Avg/Game	0-0	0-0
Neutral site-Avg/Game	-	3-12757

Team Results

Date	Opponent		Score	Att.
03/14/2024	vs Cincinnati	W	68-56	19135
03/15/2024	vs Iowa St.	L	62-76	19135
03/22/2024	vs Colgate	W	92-67	0

2023-24 NCAA TOURNAMENT STATISTICS



2023-24 Baylor Men's Basketball
Combined Team Statistics
Specific games

Game Records

Record	Overall	Home	Away	Neutral
ALL GAMES	1-0	0-0	0-0	1-0
CONFERENCE	0-0	0-0	0-0	0-0
NON-CONFERENCE	1-0	0-0	0-0	1-0

Score by Periods

Team	1st	2nd	OT	TOT
Baylor	54	38	0	92
Opponents	34	33	0	67

Team Box Score

No.	Player	Total					3-Point		F-Throw		Rebounds				PF DQ A TO BLK STL PTS AVG							
		GP-GS	MIN	AVG	FG-FGA	FG%	3FG-3FGA	3FG%	FT-FTA	FT%	OFF	DEF	TOT	AVG	PF	DQ	A	TO	BLK	STL	PTS	AVG
11	BRIDGES, Jalen	1-1	36:23	36.4	9-14	.643	5-8	.625	0-1	.000	3	2	5	5.0	1	0	2	1	0	1	23	23.0
4	WALTER, Ja'Kobe	1-1	33:45	33.8	4-11	.364	3-8	.375	8-10	.800	1	3	4	4.0	1	0	0	0	1	0	19	19.0
2	NUNN, Jayden	1-1	33:13	33.2	5-8	.625	4-5	.800	1-2	.500	0	4	4	4.0	3	0	3	1	1	0	15	15.0
10	DENNIS, Rayj	1-1	34:26	34.4	4-8	.500	2-5	.400	0-0	.000	0	4	4	4.0	3	0	9	4	0	2	10	10.0
21	MISSI, Yves	1-1	16:09	16.2	4-6	.667	0-0	.000	1-1	1.000	1	2	3	3.0	0	0	0	3	0	1	9	9.0
15	OJIANWUNA, Josh	1-0	22:00	22.0	4-4	1.000	0-0	.000	0-0	.000	2	5	7	7.0	3	0	0	1	0	1	8	8.0
23	TCHAMWA TCHATCHOUA, Jonathan	1-0	01:51	1.9	1-1	1.000	1-1	1.000	0-0	.000	0	0	0	0.0	0	0	0	0	0	0	3	3.0
20	SACKS, Austin	1-0	01:30	1.5	1-1	1.000	1-1	1.000	0-0	.000	0	0	0	0.0	0	0	0	0	0	0	3	3.0
33	LOHNER, Caleb	1-0	13:42	13.7	1-3	.333	0-1	.000	0-0	.000	2	2	4	4.0	2	0	0	1	0	1	2	2.0
1	LITTLE, Miro	1-0	07:01	7.0	0-1	.000	0-1	.000	0-0	.000	1	0	1	1.0	2	0	3	1	0	0	0	0.0
Team											1		1									
Total		1	200		33-57	.579	16-30	.533	10-14	.714	11	22	33	33.0	15	0	17	12	2	6	92	92.0
Opponents		1	200		26-57	.456	5-18	.278	10-14	.714	9	15	24	24.0	12	0	11	8	3	10	67	67.0

Team Statistics

	BAYLOR	OPP
Scoring	92	67
Points per game	92.0	67.0
Scoring margin	+25.0	-
Field goals-att	33-57	26-57
Field goal pct	.579	.456
3 point fg-att	16-30	5-18
3-point FG pct	.533	.278
3-pt FG made per game	16.0	5.0
Free throws-att	10-14	10-14
Free throw pct	.714	.714
F-Throws made per game	10.0	10.0
Rebounds	33	24
Rebounds per game	33.0	24.0
Rebounding margin	+9.0	-
Assists	17	11
Assists per game	17.0	11.0
Turnovers	12	8
Turnovers per game	12.0	8.0
Turnover margin	-4.0	-
Assist/turnover ratio	1.4	1.4
Steals	6	10
Steals per game	6.0	10.0
Blocks	2	3
Blocks per game	2.0	3.0
Winning streak	1	-
Home win streak	0	-
Attendance	0	0
Home games-Avg/Game	0-0	0-0
Neutral site-Avg/Game	-	1-0

Team Results

Date	Opponent		Score	Att.
03/22/2024	vs Colgate	W	92-67	0

2023-24 BAYLOR GAME-BY-GAME STATISTICS



**2023-24 Baylor Men's Basketball
Team Game-by-Game
All games**

Opponent	Date	Score	W	Total		3-Pointers		Free throws		Rebounds				PF	A	TO	BLK	STL	PTS	AVG
				FG-FGA	PCT	3FG-3FGA	PCT	FT-FTA	PCT	OFF	DEF	TOT	AVG							
vs Auburn	11/07/2023	88-82	W	26-60	.433	9-19	.474	27-34	.794	14	24	38	38.0	22	10	15	4	10	88	88.0
John Brown	11/09/2023	96-70	W	41-73	.562	5-23	.217	9-16	.563	21	22	43	40.5	8	20	13	6	18	96	92.0
Gardner-Webb	11/12/2023	77-62	W	26-58	.448	0-9	.000	25-32	.781	15	32	47	42.7	16	7	14	7	6	77	87.0
Kansas City	11/14/2023	99-61	W	31-54	.574	13-23	.565	24-31	.774	14	23	37	41.3	15	17	13	4	3	99	90.0
vs Oregon St.	11/22/2023	88-72	W	33-63	.524	7-18	.389	15-25	.600	10	24	34	39.8	20	20	7	3	9	88	89.6
vs Florida	11/24/2023	95-91	W	30-58	.517	14-25	.560	21-25	.840	11	22	33	38.7	21	20	14	4	6	95	90.5
Nicholls	11/28/2023	108-70	W	38-67	.567	14-23	.609	18-23	.783	14	32	46	39.7	11	25	9	3	5	108	93.0
Northwestern St.	12/02/2023	91-40	W	32-60	.533	10-28	.357	17-26	.654	14	37	51	41.1	13	14	9	9	4	91	92.8
Seton Hall	12/05/2023	78-60	W	28-55	.509	10-22	.455	12-15	.800	11	20	31	40.0	13	17	12	6	5	78	91.1
vs Michigan St.	12/16/2023	64-88	L	23-48	.479	6-19	.316	12-19	.632	6	14	20	38.0	24	13	21	0	8	64	88.4
vs Duke	12/20/2023	70-78	L	25-58	.431	8-18	.444	12-16	.750	11	19	30	37.3	20	10	13	7	3	70	86.7
Mississippi Val.	12/22/2023	107-48	W	41-61	.672	19-30	.633	6-8	.750	6	22	28	36.5	12	27	9	3	12	107	88.4
Cornell	01/02/2024	98-79	W	36-65	.554	14-31	.452	12-18	.667	10	25	35	36.4	21	21	10	2	4	98	89.2
at Oklahoma St.	01/06/2024	75-70	Wot	31-73	.425	2-15	.133	11-14	.786	16	24	40	36.6	20	8	7	1	9	75	88.1
BYU	01/09/2024	81-72	W	25-58	.431	10-23	.435	21-28	.750	8	20	28	36.1	15	10	5	1	7	81	87.7
Cincinnati	01/13/2024	62-59	W	22-48	.458	5-20	.250	13-18	.722	7	25	32	35.8	14	13	12	2	4	62	86.1
at Kansas St.	01/16/2024	64-68	Lot	25-76	.329	5-28	.179	9-19	.474	23	24	47	36.5	19	14	11	3	4	64	84.8
at Texas	01/20/2024	73-75	L	23-48	.479	11-22	.500	16-20	.800	8	18	26	35.9	15	13	10	2	3	73	84.1
TCU	01/27/2024	102-105	Lot3	35-73	.479	5-22	.227	27-38	.711	17	27	44	36.3	18	21	17	2	5	102	85.1
at UCF	01/31/2024	77-69	W	24-51	.471	9-20	.450	20-25	.800	8	18	26	35.8	12	19	9	3	8	77	84.7
Iowa St.	02/03/2024	70-68	W	21-46	.457	12-23	.522	16-23	.696	13	23	36	35.8	23	14	20	4	8	70	84.0
Texas Tech	02/06/2024	79-73	W	25-51	.490	5-18	.278	24-32	.750	11	22	33	35.7	15	13	11	2	9	79	83.7
at Kansas	02/10/2024	61-64	L	19-46	.413	8-26	.308	15-21	.714	10	32	42	36.0	15	12	21	2	5	61	82.7
Oklahoma	02/13/2024	79-62	W	28-51	.549	11-21	.524	12-16	.750	5	19	24	35.5	14	16	5	1	9	79	82.6
at West Virginia	02/17/2024	94-81	W	30-56	.536	12-32	.375	22-30	.733	9	18	27	35.1	23	19	8	4	11	94	83.0
at BYU	02/20/2024	71-78	L	25-51	.490	5-20	.250	16-21	.762	7	23	30	34.9	17	8	9	2	5	71	82.6
Houston	02/24/2024	76-82	Lot	24-55	.436	10-25	.400	18-22	.818	11	26	37	35.0	17	13	19	4	4	76	82.3
at TCU	02/26/2024	62-54	W	20-53	.377	9-22	.409	13-17	.765	13	28	41	35.2	17	15	15	2	9	62	81.6
Kansas	03/02/2024	82-74	W	30-54	.556	7-17	.412	15-20	.750	10	21	31	35.1	7	14	11	1	7	82	81.6
Texas	03/04/2024	93-85	W	25-47	.532	9-13	.692	34-42	.810	9	27	36	35.1	17	14	13	2	4	93	82.0
at Texas Tech	03/09/2024	68-78	L	26-59	.441	5-21	.238	11-18	.611	7	22	29	34.9	23	8	9	3	6	68	81.5
vs Cincinnati	03/14/2024	68-56	W	22-55	.400	5-19	.263	19-22	.864	14	25	39	35.0	13	11	15	4	8	68	81.1
vs Iowa St.	03/15/2024	62-76	L	23-59	.390	5-24	.208	11-17	.647	14	28	42	35.2	16	14	13	3	4	62	80.5
vs Colgate	03/22/2024	92-67	W	33-57	.579	16-30	.533	10-14	.714	11	22	33	35.2	15	17	12	2	6	92	80.9
Total		2750		946-1947	.486	295-749	.394	563-765	.736	388	808	1196	35.2	561	507	411	108	228	2750	80.9
Opponents		2417		881-1940	.454	232-691	.336	423-579	.731	305	686	991	29.1	644	463	403	116	240	2417	71.1

Baylor Averages

Games Played	Points/ game	FG Pct	3FG Pct	FT Pct	Rebounds/ game	Assists/ game	Turnovers/ game	Assist/Turnover ratio	Steals/ game	Blocks/ game
34	80.9	48.6	39.4	73.6	35.2	14.9	12.1	1.2	6.7	3.2

2023-24 CATEGORY LEADERS


**2023-24 Baylor Men's Basketball
Category Leaders
All games**

 Page 1/2
 as of Mar 22, 2024
Points

##	Player	G	Pts	Pts/G
4	Walter, Ja'Kobe	34	488	14.4
10	Dennis, Rayj	34	448	13.2
11	Bridges, Jalen	34	416	12.2
2	Nunn, Jayden	34	364	10.7
21	Missi, Yves	33	363	11.0
13	Love, Langston	24	264	11.0
15	Ojianwuna, Josh	34	171	5.0
33	Lohner, Caleb	34	84	2.5
1	Little, Miro	33	58	1.8
12	Grimes, Dantwan	12	56	4.7
23	Tchamwa Tchatchoua, Jonathan	19	26	1.4
20	Sacks, Austin	10	12	1.2

Scoring Average

##	Player	G	Pts	Pts/G
4	Walter, Ja'Kobe	34	488	14.4
10	Dennis, Rayj	34	448	13.2
11	Bridges, Jalen	34	416	12.2
13	Love, Langston	24	264	11.0
21	Missi, Yves	33	363	11.0
2	Nunn, Jayden	34	364	10.7
15	Ojianwuna, Josh	34	171	5.0
12	Grimes, Dantwan	12	56	4.7
33	Lohner, Caleb	34	84	2.5
1	Little, Miro	33	58	1.8
23	Tchamwa Tchatchoua, Jonathan	19	26	1.4
20	Sacks, Austin	10	12	1.2

Field Goal Percentage

##	Player	FG	Att	Pct
15	Ojianwuna, Josh	71	97	.732
21	Missi, Yves	139	224	.621
12	Grimes, Dantwan	18	30	.600
33	Lohner, Caleb	32	56	.571
20	Sacks, Austin	4	8	.500
10	Dennis, Rayj	171	355	.482
2	Nunn, Jayden	116	249	.466
13	Love, Langston	87	187	.465
11	Bridges, Jalen	141	305	.462
23	Tchamwa Tchatchoua, Jonathan	11	24	.458
1	Little, Miro	18	42	.429
4	Walter, Ja'Kobe	138	370	.373

Field Goal Attempts

##	Player	G	Att	Att/G
4	Walter, Ja'Kobe	34	370	10.9
10	Dennis, Rayj	34	355	10.4
11	Bridges, Jalen	34	305	9.0
2	Nunn, Jayden	34	249	7.3
21	Missi, Yves	33	224	6.8

Field Goals Made

##	Player	G	Made	Made/G
10	Dennis, Rayj	34	171	5.0
11	Bridges, Jalen	34	141	4.1
21	Missi, Yves	33	139	4.2
4	Walter, Ja'Kobe	34	138	4.1
2	Nunn, Jayden	34	116	3.4

3-Point FG Percentage

##	Player	3FG	Att	Pct
12	Grimes, Dantwan	8	12	.667
20	Sacks, Austin	4	8	.500
13	Love, Langston	36	75	.480
2	Nunn, Jayden	50	111	.450
11	Bridges, Jalen	72	175	.411
23	Tchamwa Tchatchoua, Jonathan	4	10	.400
1	Little, Miro	9	25	.360
4	Walter, Ja'Kobe	72	211	.341
10	Dennis, Rayj	37	109	.339
33	Lohner, Caleb	3	12	.250

3-Point FG Attempts

##	Player	G	Att	Att/G
4	Walter, Ja'Kobe	34	211	6.2
11	Bridges, Jalen	34	175	5.1
2	Nunn, Jayden	34	111	3.3
10	Dennis, Rayj	34	109	3.2
13	Love, Langston	24	75	3.1

3-Point FG Made

##	Player	G	Made	Made/G
4	Walter, Ja'Kobe	34	72	2.1
11	Bridges, Jalen	34	72	2.1
2	Nunn, Jayden	34	50	1.5
10	Dennis, Rayj	34	37	1.1
13	Love, Langston	24	36	1.5

Free Throw Percentage

##	Player	Made	Att	Pct
11	Bridges, Jalen	62	75	.827
4	Walter, Ja'Kobe	140	172	.814
12	Grimes, Dantwan	12	15	.800
13	Love, Langston	54	69	.783
33	Lohner, Caleb	17	22	.773
1	Little, Miro	13	18	.722
10	Dennis, Rayj	69	96	.719
2	Nunn, Jayden	82	115	.713
15	Ojianwuna, Josh	29	46	.630
21	Missi, Yves	85	137	.620

Free Throw Attempts

##	Player	G	Att	Att/G
4	Walter, Ja'Kobe	34	172	5.1
21	Missi, Yves	33	137	4.2
2	Nunn, Jayden	34	115	3.4
10	Dennis, Rayj	34	96	2.8
11	Bridges, Jalen	34	75	2.2

Free Throws Made

##	Player	G	Made	Made/G
4	Walter, Ja'Kobe	34	140	4.1
21	Missi, Yves	33	85	2.6
2	Nunn, Jayden	34	82	2.4
10	Dennis, Rayj	34	69	2.0
11	Bridges, Jalen	34	62	1.8

THE LAST TIME ...

THE LAST TIME A BAYLOR TEAM...

Shot 65 pct from floor	67.2 (41-61) vs. MVSU (12/22/23)
Shot 60 pct from floor	67.2 (41-61) vs. MVSU (12/22/23)
Shot less than 30 pct from floor	29.6 (21-71) at Kansas (2/5/22)
Shot 65 pct from 3FG	69.2 (9-13) vs. Texas (3/4/24)
Shot 60 pct from 3FG	69.2 (9-13) vs. Texas (3/4/24)
Shot less than 15 pct from 3FG	133 (2-15) at Oklahoma St. (1/6/24)
Shot less than 10 pct from 3FG	000 (0-9) vs. Gardner-Webb (11/12/23)
Made 15 3-point field goals	19 vs. MVSU (12/12/23)
Failed to make a 3FG	0-9 vs. Gardner-Webb (11/12/23)
Shot 95 pct from FT line	100.0 (7-7) vs. Villanova (12/12/21)
Shot 90 pct from FT line	92.3 (12-13) vs. Iowa State (3/9/23)
Shot less than 40 pct from FT line	37.5 (6-16) at Kansas (2/27/21)
Had 60 Rebounds	60 vs. Huston-Tillotson (1/21/15)
Had 55 Rebounds	58 vs. Savannah State (12/17/17)
Had 50 Rebounds	50 vs. Northwestern State (12/2/23)
Had 25 Offensive Rebounds	26 vs. Kansas (11/12/19)
Had 20 Offensive Rebounds	23 at Kansas State (1/16/24)
Had 40 Defensive Rebounds	43 vs. Savannah State (12/17/17)
Had 30 Assists	30 vs. McNeese State (11/23/22)
Had 25 Assists	27 vs. MVSU (12/22/23)
Had 25 Turnovers	29 at West Virginia (1/10/17)
Had 20 Turnovers	21 at Kansas (2/10/24)
Had fewer than 7 Turnovers	5 vs. BYU (1/9/24), vs. Oklahoma (2/13/24)
Had fewer than 6 Turnovers	5 vs. BYU (1/9/24), vs. Oklahoma (2/13/24)
Had fewer than 4 Turnovers	3 at Texas Tech (11/17/23)
Had 0 Live-Ball Turnovers	vs. Wisconsin (3/21/21)
Had 17 Steals	21 vs. Central Arkansas (11/17/21)
Had 15 Steals	16 at Oklahoma (1/22/22)
Had 12 Blocked Shots	12 vs. Louisiana-Lafayette (11/28/20)
Had 10 Blocked Shots	10 vs. TCU (2/2/19)
Had no Blocked Shots	vs. Mich. State (12/16/23)
Had two 20-point scorers	Ja'Kobe Walter (23), RayJ Dennis (21) vs. Houston (2/24/24)
Had two 25-point scorers	Jo Lual-Acuil Jr. (31), Manu Lecomte (25) vs. Savannah State (12/17/17)
Had seven double-figure scorers	vs. Long Beach State (3/20/13)
Had six double-figure scorers	at West Virginia (2/17/24)
Had all five starters score in double figures	at West Virginia (2/17/24)
Had all five starters score 15+ points	vs. Central Arkansas (11/10/17)
Had three reserves score in double figures	vs. UAPB (12/4/21)
Had no players score in double figures	vs. Texas A&M (3/5/08)
Had no starters score in double figures	at Kansas State (3/3/18)
Had four players score 15+ points	vs. Louisiana-Lafayette (11/28/20)
Had five players score 15+ points	vs. Central Arkansas (11/10/17)
Had four players score 18+ points	vs. Savannah State (12/17/17)
Had four players with 5+ assists	vs. Savannah State (12/17/17)
Had two double-doubles	Jalen Bridges (20p/12r), Yves Missi (14p/11r) vs. ISU (3/15/24)
Had two double-figure rebounders	Jalen Bridges (20p/12r), Yves Missi (14p/11r) vs. ISU (3/15/24)
Scored 50-plus points in first half	54 vs. Colgate (3/22/24)
Scored 50-plus points in first half on road	56 at Kansas State (12/19/20)
Scored 50-plus points in second half	53 vs. Texas (3/4/24)
Scored 50-plus points in both halves	vs. MVSU (12/22/23)
Scored 60-plus points in first half	61 vs. Mississippi Valley (11/17/22)
Scored 60-plus points in second half	60 at Iowa State (1/9/16)
Scored fewer than 20 points in 1st half	17 vs. Mich. State (12/16/23)
Scored fewer than 20 points in 2nd half	19 vs. Butler (12/20/19)
Never trailed in a game	vs. Colgate (2/22/24)
Came back from a 20-point deficit	vs. North Carolina, trailed 67-42, forced OT at 80-80 (3/19/22)
Overcame a 20-point deficit to win	vs. Louisville, trailed 32-10, won 66-63 (11/25/16)
Overcame a 15-pt deficit with less than 10 min left to win	vs. Texas, trailed 55-36, won 84-83 (2/27/19)
Overcame a 15-point deficit to win	vs. Iowa State, trailed 32-15, won 77-72 (2/23/21)
Overcame a 15-point halftime deficit to win	vs. Louisville, trailed 39-24, won 66-63 (11/25/16)
Overcame a 10-point halftime deficit to win	vs. Texas, trailed 40-29, won 84-83 (2/27/19)
Overcame a 10-point 2nd half deficit to win at home	vs. Texas, trailed 55-42, won 93-85 (3/4/24)
Overcame a 10-point 2nd half deficit to win on the road	at TCU, trailed 56-46, won 72-68 (2/11/23)
Won an OT game	75-70 at Oklahoma State (1/6/24)
Lost an OT game	76-82 vs. Houston (2/24/24)
Won a 2OT game	74-73 at Texas (2/12/18)
Lost a 2OT game	84-91 to Colorado (3/13/08)
Won a 3OT game	Never
Lost a 3OT game	102-105 vs TCU (1/27/24)
Won a 4OT game	96-95 vs. North Texas (12/17/88)
Won a 5OT game	116-110 at Texas A&M (1/23/08)

THE LAST TIME AN OPPOSING PLAYER

Scored 35 Points	Brandon Clarke (36) vs. Gonzaga (3/23/19)
Scored 30 Points	Max Abmas (33) vs. Texas (3/4/24)
Had 20 Rebounds	Jamahl Mosley (20) vs. Colorado [Kansas City] (3/8/01)
Had 15 Rebounds	Armando Bacott (16) vs. North Carolina (3/19/22)
Had 10 Assists	Darius Johnson (10) at UCF (1/31/24)
Had 8 Turnovers	Trae Young (8) vs. Oklahoma (2/27/18)
Had 7 Turnovers	Cam Carter (7) at Oklahoma (1/22/22)
Had 8 Blocked Shots	Sagaba Konate (9) vs. West Virginia (2/20/18)
Had 7 Blocked Shots	doka Azubuike (7) at Kansas (1/11/20)
Had 5 Steals	J'Wan Roberts (6) vs. Houston (2/24/24)
Had 6 Steals	J'Wan Roberts (6) vs. Houston (2/24/24)

THE LAST TIME A BAYLOR PLAYER...

Recorded a Triple-Double (Pts/Reb/Ast)	Kenny Chery (20/10/12) vs. Kansas State (2/15/14)
Recorded a Triple-Double (Pts/Reb/Blk)	Ekpe Udoh (18/17/10) vs. Morgan State (1/6/10)
Recorded a Double-Double Before Halftime	King McClure (12p/10r) vs. George Mason (11/24/18)
Scored 40 Points	Makai Mason (40) vs. TCU (2/2/19)
Scored 30 Points	Jalen Bridges (32) vs. Texas (3/4/24)
Scored 30 Points in a Road Game	Keyonte George (32) at WVU (11/11/23)
Scored 20 Points in a 1st Half	King McClure (20) at Oklahoma State (1/14/19)
Scored 20 Points in a 2nd Half	RayJ Dennis (22) vs. Florida (11/24/23)
Scored 30 Points off the Bench	Nuni Omot (30) at Kansas State (3/3/18)
Scored 25 Points off the Bench	Terry Maston (26) vs. Mississippi State (3/18/18)
Scored 20 Points off the Bench	Langston Love (24) at UCF (1/31/24)
Made 5+ 3-pointers in a 1st Half	Jalen Bridges (5-5) vs. Texas (3/4/24)
Made 6+ 3-pointers in a 1st Half	King McClure (6-7) 1st half at Oklahoma State (1/14/19)
Made 5+ 3-pointers in a 2nd Half	Langston Love (5-6) vs. Nicholls (11/28/23)
Made 7+ 3-pointers in a 2nd Half	MaCio Teague (7-8) vs. Texas Tech (3/7/21)
Had 20 Rebounds	Jo Lual-Acuil Jr. (20) vs. Savannah State (12/17/17)
Had 15 Rebounds	Mark Vital (15) vs. Oklahoma State (3/12/21)
Had 8+ Offensive Rebounds	Mark Vital (8) vs. Gonzaga (4/5/21)
Had 9+ Offensive Rebounds	Mark Vital (9) at Arizona (12/15/18)
Had 12 Rebounds in a Half	Johnathan Motley (14 in 2nd half) vs. Texas (1/17/17)
Had 10 Rebounds in a Half	Mark Vital (11 in 2nd half) vs. Oklahoma State (3/12/21)
Had 13+ Assists	Jared Butler (13) at Kansas State (12/19/20)
Had 12+ Assists	Dale Bonner (12) vs. McNeese (11/23/22)
Had 11+ Assists	Dale Bonner (12) vs. McNeese (11/23/22)
Had 10+ Assists and 0 Turnovers	Adam Flagler (11 AST/0 TO) vs. Northwestern State (12/28/21)
Had 6 Blocked Shots	Freddie Gillespie (6) vs. TCU (2/1/20)
Had 7 Blocked Shots	Jo Lual-Acuil Jr. (7) vs. Oklahoma (2/21/17)
Had 6 Steals	RayJ Dennis (6) vs. John Brown (11/12/23)
Had 7 Steals	Lester Medford (7) vs. Savannah State (11/23/15)
Played 40+ Minutes	Ja'Kobe Walter (44), RayJ Dennis (43), Jalen Bridges (43), Jayden Nunn (43) vs. Houston (2/24/24)
Played 45+ Minutes	RayJ Dennis (50) (1/27/24)
Made a Game-Winning Shot	James Akinjo (2FG) at Oklahoma State, 66-64 OT (2/21/22)
Made a Game-Winning Shot in Final 10 Seconds	Jayden Nunn vs. ISU, 70-68 (2/3/24)
Made a Game-Winning Shot at Buzzer	Lester Medford (3FG) at Texas Tech, 63-60 (1/16/16)
Made a Game-Winning FT in Final 10 Seconds	Mario Kegler vs. Texas, 84-83 OT (2/29/19)

THE LAST TIME A BAYLOR OPPONENT...

Scored 100 Points	105 vs. TCU (1/27/24)
Scored 90 Points	94 at WVU (2/17/24)
Scored Fewer than 50 Points at Home	49 at TCU (1/9/21)
Scored Fewer than 50 Points on the Road	48 vs. MVSU (12/22/23)
Scored Fewer than 40 Points	36 vs. Villanova (12/12/21)
Shot 65 pct from floor	66.1 (39-59) at Oklahoma (2/26/05)
Shot 60 pct from floor	63.3 (31-49) vs. Mich. State (12/16/23)
Shot less than 25 pct from floor	22.2 (12-52) vs. Villanova (12/12/21)
Shot 55 pct from 3FG	66.7 (8-12) vs. Mich. State (12/16/23)
Shot less than 15 pct from 3FG	11.1 (2-18) vs. Nicholls (12/28/22)
Made 15 3-point field goals	15 vs. Texas (2/27/19)
Shot 95 pct from FT line (min. 10 FTs)	100.0 (22-22) vs. Creighton (3/19/23)
Shot less than 40 pct from FT line	14.3 (1-7) at UCF (1/31/24)
Had 50 Rebounds	62 vs. Wake Forest [Anaheim] (11/30/08)
Had fewer than 20 Rebounds	16 vs. Oklahoma (1/4/22)
Had 20 Offensive Rebounds	21 vs. Iowa State (3/9/23)
Had 25 Assists	29 vs. Oklahoma (1/23/16)
Had 25 Turnovers	25 at Oklahoma (1/22/22)
Had fewer than 5 Turnovers	4 at Kansas (2/18/23)
Had 13 Steals	14 vs. Houston (2/24/24)
Had 0 Steals	vs. Wisconsin (3/21/21)
Had 12+ Blocked Shots	13 vs. West Virginia (2/20/18)
Had 10+ Blocked Shots	10 at Kansas (1/11/20)
Had no Blocked Shots	vs. MVSU (12/22/23)
Had two 20-point scorers	Hunter Dickinson (20), Kevin McCullar Jr. (20) vs. Kansas (3/2/24)
Had three 20-point scorers	Abdel Nader (26), Georges Niang (24), Monte Morris (20) vs. Iowa State (2/16/16)
Had five double-figure scorers	vs. Iowa State (3/15/24)
Had four 15+ point scorers	vs. TCU (1/27/24)
Had no double-figure scorers	vs. Iowa State (1/15/20)
Had two double-figure rebounders	David McCormack (13), Christian Braun (10) vs. Kansas (2/26/22)
Scored 50-plus points in 1st half	51 at Marquette (11/29/22)
Scored 50-plus points in 2nd half	50 vs. Florida (11/25/23)
Scored 20 points or fewer in 1st half at home	16 at Texas (2/8/20)
Scored 20 points or fewer in 1st half on road	14 vs. Northwestern St. (12/2/23)
Scored 20 points or fewer in 2nd half	20 vs. Stanford (11/20/21)
Failed to make a 3FG	vs. Oklahoma, 0-12 (2/25/12)

2023-24 TEAM SUPERLATIVES



2023-24 Baylor Men's Basketball
Team High/Low Analysis
All games

Page 1/4
as of Mar 22, 2024

Baylor - Game Highs

POINTS	108	Nicholls (11/28/2023)
	107	Mississippi Val. (12/22/2023)
	102	TCU (01/27/2024)
	99	Kansas City (11/14/2023)
	98	Cornell (01/02/2024)
FIELD GOALS MADE	41	Mississippi Val. (12/22/2023)
	41	John Brown (11/09/2023)
FIELD GOAL ATTEMPTS	76	at Kansas St. (01/16/2024)
	73	TCU (01/27/2024)
	73	at Oklahoma St. (01/06/2024)
	73	John Brown (11/09/2023)
FIELD GOAL PERCENTAGE	.672 (41-61)	Mississippi Val. (12/22/2023)
	.579 (33-57)	vs Colgate (N) (03/22/2024)
3 PT FG MADE	19	Mississippi Val. (12/22/2023)
	16	vs Colgate (N) (03/22/2024)
3 PT FG ATTEMPTS	32	at West Virginia (02/17/2024)
	31	Cornell (01/02/2024)
3 PT FG PERCENTAGE	.692 (9-13)	Texas (03/04/2024)
	.633 (19-30)	Mississippi Val. (12/22/2023)
FREE THROWS MADE	34	Texas (03/04/2024)
	27	TCU (01/27/2024)
	27	vs Auburn (N) (11/07/2023)
FREE THROW ATTEMPTS	42	Texas (03/04/2024)
	38	TCU (01/27/2024)
FREE THROW PERCENTAGE	.864 (19-22)	vs Cincinnati (N) (03/14/2024)
	.840 (21-25)	vs Florida (N) (11/24/2023)
REBOUNDS	51	Northwestern St. (12/02/2023)
	47	at Kansas St. (01/16/2024)
	47	Gardner-Webb (11/12/2023)
ASSISTS	27	Mississippi Val. (12/22/2023)
	25	Nicholls (11/28/2023)
STEALS	18	John Brown (11/09/2023)
	12	Mississippi Val. (12/22/2023)
BLOCKED SHOTS	9	Northwestern St. (12/02/2023)
	7	vs Duke (N) (12/20/2023)
	7	Gardner-Webb (11/12/2023)
TURNOVERS	21	at Kansas (02/10/2024)
	21	vs Michigan St. (N) (12/16/2023)
FOULS	26	Iowa St. (02/03/2024)
	24	vs Michigan St. (N) (12/16/2023)



2023-24 Baylor Men's Basketball
Team High/Low Analysis
All games

Baylor - Game Lows

POINTS	61		at Kansas (02/10/2024)
	62		vs Iowa St. (N) (03/15/2024)
	62		at TCU (02/26/2024)
	62		Cincinnati (01/13/2024)
	64		at Kansas St. (01/16/2024)
	64		vs Michigan St. (N) (12/16/2023)
FIELD GOALS MADE	19		at Kansas (02/10/2024)
	20		at TCU (02/26/2024)
FIELD GOAL ATTEMPTS	46		at Kansas (02/10/2024)
	46		Iowa St. (02/03/2024)
FIELD GOAL PERCENTAGE	.329	(25-76)	at Kansas St. (01/16/2024)
	.377	(20-53)	at TCU (02/26/2024)
3 PT FG MADE	0		Gardner-Webb (11/12/2023)
	2		at Oklahoma St. (01/06/2024)
3 PT FG ATTEMPTS	9		Gardner-Webb (11/12/2023)
	13		Texas (03/04/2024)
3 PT FG PERCENTAGE	.000	(0-9)	Gardner-Webb (11/12/2023)
	.133	(2-15)	at Oklahoma St. (01/06/2024)
FREE THROWS MADE	6		Mississippi Val. (12/22/2023)
	9		at Kansas St. (01/16/2024)
	9		John Brown (11/09/2023)
FREE THROW ATTEMPTS	8		Mississippi Val. (12/22/2023)
	14		vs Colgate (N) (03/22/2024)
	14		at Oklahoma St. (01/06/2024)
FREE THROW PERCENTAGE	.474	(9-19)	at Kansas St. (01/16/2024)
	.563	(9-16)	John Brown (11/09/2023)
REBOUNDS	20		vs Michigan St. (N) (12/16/2023)
	24		Oklahoma (02/13/2024)
ASSISTS	7		Gardner-Webb (11/12/2023)
	8		at Texas Tech (03/09/2024)
	8		at BYU (02/20/2024)
	8		at Oklahoma St. (01/06/2024)
STEALS	3		at Texas (01/20/2024)
	3		vs Duke (N) (12/20/2023)
	3		Kansas City (11/14/2023)
BLOCKED SHOTS	0		vs Michigan St. (N) (12/16/2023)
	1		Kansas (03/02/2024)
	1		Oklahoma (02/13/2024)
	1		BYU (01/09/2024)
	1		at Oklahoma St. (01/06/2024)
TURNOVERS	5		Oklahoma (02/13/2024)
	5		BYU (01/09/2024)
FOULS	7		Kansas (03/02/2024)
	8		John Brown (11/09/2023)

2023-24 OPPONENT SUPERLATIVES



**2023-24 Baylor Men's Basketball
Team High/Low Analysis
All games**

Page 2/4
as of Mar 22, 2024

Opponent - Game Highs

POINTS	105		TCU (01/27/2024)
	91		vs Florida (N) (11/24/2023)
	88		vs Michigan St. (N) (12/16/2023)
	85		Texas (03/04/2024)
	82		Houston (02/24/2024)
	82		vs Auburn (N) (11/07/2023)
FIELD GOALS MADE	40		TCU (01/27/2024)
	32		Kansas (03/02/2024)
FIELD GOAL ATTEMPTS	76		TCU (01/27/2024)
	69		vs Florida (N) (11/24/2023)
FIELD GOAL PERCENTAGE	.633	(31-49)	vs Michigan St. (N) (12/16/2023)
	.552	(32-58)	Kansas (03/02/2024)
3 PT FG MADE	14		at BYU (02/20/2024)
	14		at UCF (01/31/2024)
3 PT FG ATTEMPTS	36		at BYU (02/20/2024)
	27		at UCF (01/31/2024)
3 PT FG PERCENTAGE	.667	(8-12)	vs Michigan St. (N) (12/16/2023)
	.519	(14-27)	at UCF (01/31/2024)
FREE THROWS MADE	24		vs Duke (N) (12/20/2023)
	21		vs Florida (N) (11/24/2023)
FREE THROW ATTEMPTS	32		Iowa St. (02/03/2024)
	29		vs Duke (N) (12/20/2023)
FREE THROW PERCENTAGE	1.000	(2-2)	John Brown (11/09/2023)
	.933	(14-15)	Nicholls (11/28/2023)
REBOUNDS	40		at Texas Tech (03/09/2024)
	40		at Kansas St. (01/16/2024)
ASSISTS	20		at BYU (02/20/2024)
	18		Kansas (03/02/2024)
	18		vs Michigan St. (N) (12/16/2023)
	18		vs Auburn (N) (11/07/2023)
STEALS	17		at Kansas (02/10/2024)
	15		vs Michigan St. (N) (12/16/2023)
BLOCKED SHOTS	10		vs Auburn (N) (11/07/2023)
	6		at TCU (02/26/2024)
	6		at Oklahoma St. (01/06/2024)
	6		vs Michigan St. (N) (12/16/2023)
	6		vs Florida (N) (11/24/2023)
TURNOVERS	20		Mississippi Val. (12/22/2023)
	20		John Brown (11/09/2023)
FOULS	32		vs Auburn (N) (11/07/2023)
	27		Texas (03/04/2024)

2023-24 OPPONENT SUPERLATIVES



**2023-24 Baylor Men's Basketball
Team High/Low Analysis
All games**

Opponent - Game Lows

POINTS	40		Northwestern St. (12/02/2023)
	48		Mississippi Val. (12/22/2023)
	54		at TCU (02/26/2024)
	56		vs Cincinnati (N) (03/14/2024)
	59		Cincinnati (01/13/2024)
FIELD GOALS MADE	14		Northwestern St. (12/02/2023)
	17		at TCU (02/26/2024)
FIELD GOAL ATTEMPTS	45		Oklahoma (02/13/2024)
	48		Mississippi Val. (12/22/2023)
FIELD GOAL PERCENTAGE	.250	(14-56)	Northwestern St. (12/02/2023)
	.333	(17-51)	at TCU (02/26/2024)
3 PT FG MADE	2		Gardner-Webb (11/12/2023)
	4		Kansas (03/02/2024)
	4		Cincinnati (01/13/2024)
	4		at Oklahoma St. (01/06/2024)
	4		Mississippi Val. (12/22/2023)
	4		vs Duke (N) (12/20/2023)
	4		Seton Hall (12/05/2023)
	4		vs Oregon St. (N) (11/22/2023)
	4		Kansas City (11/14/2023)
3 PT FG ATTEMPTS	12		Mississippi Val. (12/22/2023)
	12		vs Duke (N) (12/20/2023)
	12		vs Michigan St. (N) (12/16/2023)
3 PT FG PERCENTAGE	.118	(2-17)	Gardner-Webb (11/12/2023)
	.174	(4-23)	Kansas City (11/14/2023)
FREE THROWS MADE	1		at UCF (01/31/2024)
	2		John Brown (11/09/2023)
FREE THROW ATTEMPTS	2		John Brown (11/09/2023)
	7		at UCF (01/31/2024)
FREE THROW PERCENTAGE	.143	(1-7)	at UCF (01/31/2024)
	.500	(4-8)	Mississippi Val. (12/22/2023)
REBOUNDS	20		Mississippi Val. (12/22/2023)
	21		Texas (03/04/2024)
ASSISTS	7		Mississippi Val. (12/22/2023)
	7		Nicholls (11/28/2023)
STEALS	2		at Oklahoma St. (01/06/2024)
	2		vs Oregon St. (N) (11/22/2023)
BLOCKED SHOTS	0		Cornell (01/02/2024)
	0		Mississippi Val. (12/22/2023)
	0		vs Duke (N) (12/20/2023)
TURNOVERS	5		Texas (03/04/2024)
	6		vs Iowa St. (N) (03/15/2024)
FOULS	11		Mississippi Val. (12/22/2023)
	12		vs Colgate (N) (03/22/2024)

2023-24 BAYLOR INDIVIDUAL SUPERLATIVES



2023-24 Baylor Men's Basketball
Player Highs Analysis
All games

Baylor - Individual Game Highs

POINTS	32		Jalen Bridges vs Texas (03/04/2024)
	28		Ja'Kobe Walter vs Auburn (N) (11/07/2023)
	27		Jayden Nunn vs Oklahoma (02/13/2024)
	26		Ja'Kobe Walter vs Mississippi Val. (12/22/2023)
	25		Yves Missi vs TCU (01/27/2024)
	25		Jalen Bridges vs BYU (01/09/2024)
	25		Jayden Nunn vs Kansas City (11/14/2023)
FIELD GOALS MADE	10		Yves Missi vs TCU (01/27/2024)
	10		RayJ Dennis vs Florida (N) (11/24/2023)
FIELD GOAL ATTEMPTS	20		RayJ Dennis at Oklahoma St. (01/06/2024)
	19		Ja'Kobe Walter vs Cornell (01/02/2024)
FIELD GOAL PERCENTAGE (min 5 made)	1.000	(8-8)	Yves Missi vs Cornell (01/02/2024)
	1.000	(5-5)	Josh Ojianwuna at West Virginia (02/17/2024)
	1.000	(5-5)	Yves Missi at West Virginia (02/17/2024)
3 PT FG MADE	6		Jalen Bridges vs Texas (03/04/2024)
	6		Jayden Nunn vs Oklahoma (02/13/2024)
3 PT FG ATTEMPTS	14		Ja'Kobe Walter at West Virginia (02/17/2024)
	10		Ja'Kobe Walter vs Houston (02/24/2024)
3 PT FG PERCENTAGE (min 2 made)	1.000	(4-4)	Jayden Nunn vs Mississippi Val. (12/22/2023)
	1.000	(3-3)	Jayden Nunn vs Kansas (03/02/2024)
	1.000	(3-3)	Langston Love vs Mississippi Val. (12/22/2023)
	1.000	(3-3)	Dantwan Grimes vs Northwestern St. (12/02/2023)
	1.000	(2-2)	Dantwan Grimes vs Mississippi Val. (12/22/2023)
	1.000	(2-2)	Caleb Lohner vs Nicholls (11/28/2023)
FREE THROWS MADE	10		Jalen Bridges vs Texas (03/04/2024)
	10		Ja'Kobe Walter vs Auburn (N) (11/07/2023)
FREE THROW ATTEMPTS	13		Jalen Bridges vs Texas (03/04/2024)
	12		Ja'Kobe Walter vs Texas (03/04/2024)
	12		Yves Missi at Kansas (02/10/2024)
	12		RayJ Dennis vs Texas Tech (02/06/2024)
FREE THROW PERCENTAGE (min 3 made)	1.000	(10-10)	Ja'Kobe Walter vs Auburn (N) (11/07/2023)
	1.000	(7-7)	Langston Love at UCF (01/31/2024)
	1.000	(7-7)	Ja'Kobe Walter vs Kansas City (11/14/2023)
	1.000	(6-6)	Jayden Nunn vs Texas (03/04/2024)
	1.000	(6-6)	Jalen Bridges vs Houston (02/24/2024)
	1.000	(6-6)	Jalen Bridges vs Florida (N) (11/24/2023)
	1.000	(6-6)	Ja'Kobe Walter vs Oregon St. (N) (11/22/2023)
	1.000	(5-5)	Ja'Kobe Walter at Kansas (02/10/2024)
	1.000	(5-5)	Jayden Nunn vs Kansas City (11/14/2023)
	1.000	(4-4)	Jalen Bridges vs Cincinnati (N) (03/14/2024)
	1.000	(4-4)	Yves Missi at TCU (02/26/2024)
	1.000	(4-4)	Jayden Nunn vs Houston (02/24/2024)
	1.000	(4-4)	Langston Love vs BYU (01/09/2024)
	1.000	(4-4)	Josh Ojianwuna vs BYU (01/09/2024)
	1.000	(4-4)	RayJ Dennis vs Cornell (01/02/2024)
ASSISTS	11		RayJ Dennis vs Iowa St. (N) (03/15/2024)
	10		RayJ Dennis vs Kansas (03/02/2024)
	10		RayJ Dennis vs TCU (01/27/2024)
	10		RayJ Dennis vs Nicholls (11/28/2023)
	10		RayJ Dennis vs John Brown (11/09/2023)
STEALS	6		RayJ Dennis vs John Brown (11/09/2023)
	5		Jayden Nunn vs Cincinnati (N) (03/14/2024)
BLOCKED SHOTS	5		Yves Missi vs Duke (N) (12/20/2023)
	5		Yves Missi vs Gardner-Webb (11/12/2023)
TURNOVERS	8		RayJ Dennis vs Houston (02/24/2024)
	7		RayJ Dennis vs Auburn (N) (11/07/2023)
FOULS	5		RayJ Dennis vs Texas (03/04/2024)
	5		Jayden Nunn at TCU (02/26/2024)

2023-24 BAYLOR OPPONENT INDIVIDUAL SUPERLATIVES



**2023-24 Baylor Men's Basketball
Player Highs Analysis
All games**

Opponent - Individual Game Highs

POINTS	33		Max Abmas vs Texas (03/04/2024)
	30		Jameer Nelson Jr. vs TCU (01/27/2024)
	25		RaeQuan Battle at West Virginia (02/17/2024)
	25		Tyson Walker vs Michigan St. (N) (12/16/2023)
	25		Riley Kugel vs Florida (N) (11/24/2023)
FIELD GOALS MADE	13		Max Abmas vs Texas (03/04/2024)
	11		Jameer Nelson Jr. vs TCU (01/27/2024)
FIELD GOAL ATTEMPTS	21		Max Abmas vs Texas (03/04/2024)
	20		Riley Kugel vs Florida (N) (11/24/2023)
FIELD GOAL PERCENTAGE (min 5 made)	1.000	(7-7)	Brandon Garrison at Oklahoma St. (01/06/2024)
	1.000	(7-7)	Malachi Reeves vs John Brown (11/09/2023)
3 PT FG MADE	5		Keshon Gilbert vs Iowa St. (02/03/2024)
	5		Darius Johnson at UCF (01/31/2024)
	5		Drew Miller vs John Brown (11/09/2023)
3 PT FG ATTEMPTS	10		Max Abmas vs Texas (03/04/2024)
	10		Drew Miller vs John Brown (11/09/2023)
3 PT FG PERCENTAGE (min 2 made)	1.000	(4-4)	Tyson Walker vs Michigan St. (N) (12/16/2023)
	1.000	(3-3)	Reginald Reynolds vs Mississippi Val. (12/22/2023)
	1.000	(2-2)	Elmarko Jackson vs Kansas (03/02/2024)
	1.000	(2-2)	Dajohn Craig vs Oregon St. (N) (11/22/2023)
	1.000	(2-2)	Malachi Reeves vs John Brown (11/09/2023)
FREE THROWS MADE	11		Tylor Perry at Kansas St. (01/16/2024)
	7		Johnny Furphy at Kansas (02/10/2024)
	7		Joe Toussaint vs Texas Tech (02/06/2024)
	7		Jameer Nelson Jr. vs TCU (01/27/2024)
	7		Jeremy Roach vs Duke (N) (12/20/2023)
	7		Zyon Pullin vs Florida (N) (11/24/2023)
	7		Julien Soumaoro vs Gardner-Webb (11/12/2023)
FREE THROW ATTEMPTS	12		Tylor Perry at Kansas St. (01/16/2024)
	11		Jesse Edwards at West Virginia (02/17/2024)
FREE THROW PERCENTAGE (min 3 made)	1.000	(7-7)	Johnny Furphy at Kansas (02/10/2024)
	1.000	(6-6)	LJ Cryer vs Houston (02/24/2024)
	1.000	(6-6)	Emanuel Sharp vs Houston (02/24/2024)
	1.000	(6-6)	Brandon Garrison at Oklahoma St. (01/06/2024)
	1.000	(5-5)	Quinn Slazinski at West Virginia (02/17/2024)
	1.000	(5-5)	Rivaldo Soares vs Oklahoma (02/13/2024)
	1.000	(5-5)	Bryce Thompson at Oklahoma St. (01/06/2024)
	1.000	(4-4)	Chance McMillian at Texas Tech (03/09/2024)
	1.000	(4-4)	Jameer Nelson Jr. at TCU (02/26/2024)
	1.000	(4-4)	Jaxson Robinson at BYU (02/20/2024)
	1.000	(4-4)	Pat Suemnick at West Virginia (02/17/2024)
	1.000	(4-4)	Kadin Shedrick at Texas (01/20/2024)
	1.000	(4-4)	Jared McCain vs Duke (N) (12/20/2023)
	1.000	(4-4)	Caleb Foster vs Duke (N) (12/20/2023)
	1.000	(4-4)	Rob Brown III vs Nicholls (11/28/2023)
	1.000	(3-3)	Max Abmas vs Texas (03/04/2024)
	1.000	(3-3)	Day Day Thomas vs Cincinnati (01/13/2024)
1.000	(3-3)	Jaxson Robinson vs BYU (01/09/2024)	
1.000	(3-3)	Cooper Noard vs Cornell (01/02/2024)	
1.000	(3-3)	Byron Ireland vs Nicholls (11/28/2023)	
REBOUNDS	11		Darrion Williams at Texas Tech (03/09/2024)
	11		Johni Broome vs Auburn (N) (11/07/2023)
ASSISTS	10		Jamal Shead vs Houston (02/24/2024)
	10		Darius Johnson at UCF (01/31/2024)



2023-24

24-10

BIG 12

11-7

AP

14th

COACHES

13th

NET

15th

No. 6 Clemson vs. No. 3 BAYLOR | GAME 35
March 24, 2024 (Memphis, Tenn. / FedEx Forum)

Broadcast Notes

1



Miro Little (MEER-ohh)

G • 6-4 • 185 • Fr. • Tampere, Finland

	PTS	REB	AST	FG%	3FG%	FT%	MIN
SEA	1.8	1.2	0.7	.429	.360	.722	7.2
B12	0.7	1.3	0.4	.235	.111	.600	6.2
NCAAT	0.0	1.0	3.0	.000	.000	—	7.0
CAR	1.8	1.2	0.7	.429	.360	.722	7.2

- Played five games with the Finnish National team at the 2023 FIBA World Cup
- The youngest player to ever compete for the Finnish National Team
- Participated in the 2022 FIBA U18 European Championships, averaging 15.6 points, 4.0 assists and 9.4 rebounds
- Played with the senior team in the 2022 FIBA EuroBasket Championships, helping them to a quarterfinal berth against Spain

LAST GAME vs. COLGATE						
PTS	REB	AST	STL	BLK	MIN	
0	0	3	0	0	7:01	

CAREER HIGHS				
PTS	REB	AST	STL	BLK
9	6	3	1	—

2



Jayden Nunn (JAY-den)

G • 6-4 • 190 • Jr. • Flint, Michigan

	PTS	REB	AST	FG%	3FG%	FT%	MIN
SEA	10.7	2.6	2.0	.466	.450	.713	28.6
B12	11.2	2.7	1.5	.489	.438	.683	30.5
BUCAR	10.7	2.6	2.0	.466	.450	.713	28.6
NCAAT	15.0	4.0	3.0	.625	.800	.500	33.2
CAR*	9.6	2.5	1.8	.435	.408	.720	28.7

- Junior transfer guard from VCU, appeared in the NCAA last season at VCU
- Averaging 12.3 points in the last 12 games
- The first player in program history to sweep Big 12 Player and Newcomer of the Week in the same week, after averaging 23.5 points on .652% shooting vs. OU & @ WVU (2/19)
- Has appeared in 100-straight games with 97-straight starts

LAST GAME vs. COLGATE						
PTS	REB	AST	STL	BLK	MIN	
15	4	3	0	1	33:13	

CAREER HIGHS (*-at VCU)				
PTS	REB	AST	STL	BLK
31*	8*	5	5	3*

4



Ja'Kobe Walter (JUH-Coby)

*Big 12 Freshman of The Year
Third Team All-Big 12 (All-Freshman)*

G • 6-5 • 195 • Fr. • McKinney, Texas

	PTS	REB	AST	FG%	3FG%	FT%	MIN
SEA	14.4	4.4	1.4	.373	.341	.814	32.2
B12	13.8	4.7	1.5	.335	.291	.800	34.7
CAR	14.4	4.4	1.4	.373	.341	.814	32.2
NCAAT	19.0	4.0	0.0	.363	.375	.800	34.0

- First freshman in program history to be named Big 12 Player of the Week (11/13)
- Just the fourth freshman in Big 12 history to score 28 or more in his debut.
- Averaging a team-leading 14.4 points per game, & 14.0 PPG against power-conference tms.
- Sixth McDonald's All-American in program history
- Baylor's third-straight Preseason Big 12 Freshman of the Year

LAST GAME vs. COLGATE						
PTS	REB	AST	STL	BLK	MIN	
19	4	0	0	1	33:45	

CAREER HIGHS				
PTS	REB	AST	STL	BLK
28	9	5	3	2

10



RayJ Dennis

All-Big 12 2nd Team (All-Newcomer)

G • 6-2 • 185 • R Sr. • Plainfield, Ohio

	PTS	REB	AST	FG%	3FG%	FT%	MIN
SEA	13.2	3.8	6.9	.482	.339	.719	34.1
B12	13.2	3.9	6.9	.455	.316	.712	37.8
BUCAR	13.2	3.8	6.9	.482	.339	.719	34.1
CAR*	11.9	3.8	4.4	.473	.324	.738	29.5
NCAAT	10.0	4.0	9.0	.500	.400	.000	34.4

- 5th-year senior transfer from the University of Toledo, T-8th most games played among active players
- Preseason All-Big 12 Honorable Mention; 2023 NIT Season Tip-Off Most Valuable Player
- Big 12 leader in assists (234) and APG (6.9), t-7th in the country in career assists (712).
- Big 12 leader in minutes per game in conference play (37.8 mpg).
- Unanimous MAC Player of the year in 2022-23 (Avg. 19.5 points, 5.8 Asst. & 1.5 spg.

LAST GAME vs. COLGATE						
PTS	REB	AST	STL	BLK	MIN	
10	4	9	2	0	34:26	

CAREER HIGHS *(at Toledo)				
PTS	REB	AST	STL	BLK
32*	10*	12*	6	2*

11



Jalen Bridges

All-Big 12 Third Team

F • 6-7 • 225 • Sr. • Fairmont W. Va.

	PTS	REB	BLK	FG%	3FG%	FT%	MIN
SEA	12.2	5.7	0.6	.462	.411	.827	31.6
B12	13.1	6.3	0.4	.447	.414	.824	35.3
BUCAR	11.3	5.7	0.8	.482	.378	.801	29.4
CAR*	9.4	5.0	0.7	.470	.369	.797	26.3
NCAAT	23.0	5.0	0.0	.642	.625	.000	36.4

- Senior transfer from West Virginia, with a team-leading 114 consecutive starts
- Averaging 15.1 points and 7.6 rebounds per game over the last 12 games.
- Named to the Julius Erving Preseason Top-20 (Nation's top small forward)
- Has started 120-straight games between WVU and Baylor
- Scored his 1,000th career point in a road win @ UCF
- Named to the 2020-21 All-Big 12 Freshman Team @ WVU (5.9 points and 3.6 rebounds)

LAST GAME vs. COLGATE						
PTS	REB	AST	STL	BLK	MIN	
23	5	2	1	0	36:23	

CAREER HIGHS (* - AT WVU)				
PTS	REB	AST	STL	BLK
32	13	5	4	5*

13



Langston Love

All-Big 12 Honorable Mention

G • 6-5 • 210 • R So. • Universal City, Texas

	PTS	REB	AST	FG%	3FG%	FT%	MIN
SEA	11.0	2.9	1.2	.465	.480	.783	24.9
B12	11.5	4.2	1.2	.457	.500	.743	28.5
CAR	8.4	2.5	1.0	.451	.426	.742	20.4
NCAAT	—	—	—	—	—	—	—

- Redshirt Sophomore guard, overcame a pectoral injury this summer & eye injury that cost him time at the end of last season.
- Averaging 11.5 points per game in Big 12 Play. (Most in conf. among players with 0 starts)
- Scored in double figures in 14 of the first 23 games this season (had 10 last yr)
- 4-star, attended Montverde (Fla.) Academy, where he won 2021 national championship

LAST GAME at TEXAS TECH						
PTS	REB	AST	STL	BLK	MIN	
9	5	1	0	0	22:09	

CAREER HIGHS				
PTS	REB	AST	STL	BLK
23	10	4	2	1

15



Josh Ojianwuna (Oh-JON-wu-muh)

F • 6-10 • 230 • So. • Asaba, Nigeria

	PTS	REB	BLK	FG%	3FG%	FT%	MIN
SEA	5.0	3.4	0.1	.732	.000	.630	15.3
B12	4.9	3.0	0.1	.692	.000	.667	15.2
CAR	4.6	3.4	0.2	.669	.000	.644	14.3
NCAAT	8.0	7.0	0.0	1.000	—	—	22.0

- Appeared in 29 games and finished third on the team in blocks in 2022-23
- 6-foot-10 Freshman from Asaba, Nigeria, who played at the NBA Global Academy
- Notched 1st career double-double (11 pts., 11 rebs.) against Nicholls last season
- Finished 2nd on the team with 5.5 rebounds per game, in four games at GLOBL Jam
- Attended NBA Academy Africa in 2017, before transitioning to NBA Global Academy in 2019

LAST GAME vs. COLGATE						
PTS	REB	AST	STL	BLK	MIN	
8	7	0	1	0	22:00	

CAREER HIGHS				
PTS	REB	AST	STL	BLK
11	11	2	3	3



2023-24

24-10

BIG 12

11-7

AP

14th

COACHES

13th

NET

15th

No. 6 Clemson vs. No. 3 BAYLOR | GAME 35
March 24, 2024 (Memphis, Tenn. / FedEx Forum)

Broadcast Notes

20



Austin Sacks

	PTS	REB	AST	FG%	3FG%	FT%	MIN
SEA	1.2	0.2	0.1	.500	.500	—	1.5
B12	1.5	0.0	0.0	1.000	1.000	—	0.4
CAR	0.7	0.1	0.1	.333	.333	—	1.6
NCAAT	3.0	0.0	0.0	1.000	1.000	—	1.5

F • 6-7 • 200 • Sr. • Los Angeles, Calif.

- Senior former walk-on, transferred to BU after redshirting 2020-21 season at Santa Clara
- Surprised with a scholarship by ESPN's Jay Bilas during his '94 feet' segment prior to KU
- Scored his career-first points against Kansas City (11/14/23)
- Made collegiate debut in season opener vs. UIW (11/12), had 1 steal in 1:22 of action
- Led Oakwood School in North Hollywood to 24-5, including 7-0 in league play as HS senior
- All-Independent League first-team honors, averaging 14.7 ppg, 11.0 rpg, 4.5 apg as senior

CAREER HIGHS

	PTS	REB	AST	STL	BLK	MIN
	3	0	0	0	0	1:30

	PTS	REB	AST	STL	BLK
	3	1	1	1	0

21



Yves Missi (EVE MEE-see) *Big 12 All-Freshman & All-Defensive Tms* C • 7-0 • 235 • Fr. • Yaounde, Cameroon

	PTS	REB	BLK	FG%	3FG%	FT%	MIN
SEA	11.0	5.7	1.5	.621	—	.620	23.1
B12	11.1	5.0	1.2	.594	—	.676	25.0
CAR	11.0	5.7	1.5	.621	—	.620	23.1
NCAAT	9.0	3.0	0.0	.667	—	1.000	16.2

- Athletic 7-foot center from Yaounde, Cameroon by way of Prolific Prep in California
- Finished second in the Big 12 in blocks per game (1.5)
- 7'3" wingspan, The No. 2 prospect in the state of California according to ESPN
- Participated in the 2023 Nike Hoop Summit, where he played with Miro Little on the World Select Team

CAREER HIGHS

	PTS	REB	AST	STL	BLK	MIN
	9	3	0	1	0	16:09

	PTS	REB	AST	STL	BLK
	25	14	2	3	5

23



Jonathan Tchamwa Tchatchoua (CHOM-wuh CHAA-cheuh-uh) F • 6-8 • 250 • 5th • Douala, Cameroon

	PTS	REB	BLK	FG%	3FG%	FT%	MIN
SEA	1.4	1.2	0.2	.458	.400	—	5.5
B12	0.0	0.4	0.0	.000	—	—	2.4
BUCAR	5.7	4.2	0.4	.593	.432	.783	16.5
CAR*	5.1	4.3	0.5	.570	.400	.750	15.7
NCAAT	3.0	0.0	0.0	1.000	1.000	—	1.9

- Lost about 20 pounds this offseason to improve mobility
- Made his career-first start at Baylor against Auburn (11/7)
- Made his return to the court after 357 days & scored 8 pts vs. Tech (2/4/23), after suffering a season-ending injury to left knee (multiple ligaments) on Feb. 12, 2022 vs. Texas
- Notched his first double-double in over a year with 11 pts & 12 rebs @ KSU (2/21/23)
- Had 4 1/2 hour surgery on 2/14/22; had a second surgery to repair nerve damage July 1

CAREER HIGHS

	PTS	REB	AST	STL	BLK	MIN
	3	0	0	0	0	1:51

	PTS	REB	AST	STL	BLK
	21	13	2	2	4

25



Omar Adegbola (Ah-DEG-bowl-uh) G • 6-4 • 205 • Fr. • Houston, Texas

	PTS	REB	BLK	FG%	3FG%	FT%	MIN
SEA	—	—	—	—	—	—	—
B12	—	—	—	—	—	—	—
CAR	—	—	—	—	—	—	—


- Freshman walk-on from Houston, has elected to redshirt
- Averaged 24.6 points per game as a senior at Montverde Academy
- Eclipsed the 30-point mark eight times, including a season-high 38 against Palm Beach Prep
- Led Montverde's Center for Basketball Development to the 2021-22 SIAA championship, where he was named the tournament's most valuable player

CAREER HIGHS

	PTS	REB	AST	STL	BLK	MIN
	—	—	—	—	—	—

	PTS	REB	AST	STL	BLK
	21	13	2	2	4

33



Caleb Lohner (LOH-ner) F • 6-8 • 235 • Sr. • Flower Mound, Texas

	PTS	REB	BLK	FG%	3FG%	FT%	MIN
SEA	2.5	2.3	0.1	.571	.250	.773	9.1
B12	1.0	1.1	0.1	.429	.000	.857	5.1
BUCAR	2.8	2.9	0.1	.557	.250	.690	10.7
CAR*	4.8	4.7	0.1	.470	.267	.637	16.8
NCAAT	2.0	4.0	0.0	.333	.000	—	13.7

- Transfer forward from BYU; played in 62 games with 44 starts for the Cougars
- One of three players to play all 34 games for the Bears in 2022-23
- Has appeared in 130-straight games dating back to his time with BYU
- Set BU's NCAAT FG% record last season against UCSB (5-5, 1.000%)
- Played at Wasatch Academy in Utah from 2018-20; after freshman and sophomore year at Flower Mound HS

CAREER HIGHS (* - at BYU)

	PTS	REB	AST	STL	BLK	MIN
	2	4	0	1	0	13:42

	PTS	REB	AST	STL	BLK
	20*	14*	6*	4*	2*

41



Yanis Ndjonga (YAWN-iss JOHN-go) F • 6-7 • 210 • Fr. • Yaounde, Cameroon


	PTS	REB	BLK	FG%	3FG%	FT%	MIN
SEA	—	—	—	—	—	—	—
B12	—	—	—	—	—	—	—
CAR	—	—	—	—	—	—	—

- Suffered a torn ACL during practice this summer and will miss the 2023-24 season
- Played his freshman season at New Mexico Military Institute, where he averaged 13.5 points, 8.3 rebounds and 1.2 blocks in 26 games for the Broncos.
- Cousin of Philadelphia 76ers star Joel Embiid
- In just under 11 minutes per contest, he also made 15 of 36 three-point attempts (.417%)
- Played in the FIBA Africa Champions Clubs Road to B.A.L.

CAREER HIGHS

	PTS	REB	AST	STL	BLK	MIN
	—	—	—	—	—	—

	PTS	REB	AST	STL	BLK
	—	—	—	—	—



Scott Drew Head Coach 21st season at BU	Alvin Brooks III Associate Head Coach 8th season at BU	John Jakus Associate Head Coach 7th season at BU	Jared Nuness Assistant Coach 14th season at BU	Bill Peterson Special Asst. to the Head Coach 7th season at BU	Luke Simons Director of Basketball Ops 2nd season at BU	Ty Beard Director of Video Ops 7th season at BU	Tweety Carter Director of Player Development 2nd season at BU	Jason Smith Director of Recruiting Ops 3rd season at BU	Charlie Melton Strength Coach 19th season at BU	Dave Snyder Athletic Trainer 7th season at BU
--	---	---	---	---	--	--	--	--	--	--