



BASKETBALL

2023-24 SCHEDULE

Date	Opponent (TV)	Time
N. 6	NC A&T (ACCNX)	W, 100-52
N. 10	BINGHAMTON (ACCNX)	W, 89-60
N. 13	FLORIDA GULF COAST (ACCN)	W, 86-74
N. 17	JACKSONVILLE (ACCNX)	W, 107-56

Preseason NIT

N. 22	+ vs. Florida (ESPN2)	L, 86-71
N. 24	+ vs. Oregon State (ESPN2)	W, 76-51

ACC/SEC Challenge

N. 28	MISSOURI (ESPNU)	L, 71-64
-------	------------------	----------

D. 3	CLEMSON * (ACCN)	L, 79-70
------	------------------	----------

Backyard Brawl

D. 6	at West Virginia (ESPN2)	W, 80-63
------	--------------------------	----------

D. 9	CANISIUS (ACCN)	W, 82-71
D. 16	SOUTH CAROLINA STATE (ACCN)	W, 86-50
D. 20	PURDUE FORT WAYNE (ACCNX)	W, 62-48
D. 30	at Syracuse * (CW)	L, 81-73
J. 2	[-/8] NORTH CAROLINA * (ESPN)	L, 70-57
J. 6	at Louisville * (CW)	W, 83-70
J. 9	[-/11] DUKE * (ESPN)	L, 75-53
J. 16	SYRACUSE * (ESPN)	L, 69-58
J. 20	[-/7] at Duke * (ACCN)	W, 80-76
J. 23	at Georgia Tech * (ESPNU)	W, 72-64
J. 27	at Miami * (CW)	L, 72-68
J. 31	WAKE FOREST * (ACCN)	W, 77-72
F. 3	NOTRE DAME * (ACCN)	W, 70-60
F. 7	at NC State * (ESPNU)	W, 67-64
F. 13	[-/21] at Virginia * (ACCN)	W, 74-63
F. 17	LOUISVILLE * (ACCN)	W, 86-59
F. 20	[rv/-] at Wake Forest * (ACCN)	L, 91-58
F. 24	[rv/-] VIRGINIA TECH * (CW)	W, 79-64
F. 27	at Clemson * (ACCN)	7 PM
M. 2	at Boston College * (ACCN)	6 PM
M. 5	FLORIDA STATE * (ESPN2)	9 PM
M. 9	NC STATE * (CW)	7:45 PM

ACC Tournament

M. 12-16	< ACC Tournament (ESPN / ACCN)	TBD
----------	--------------------------------	-----

+ Barclays Center

* Denotes ACC contest

< Capital One Arena

All Game times are Eastern Time Zone

HOME GAMES IN BOLD CAPS

[-/-] Pitt / Opponent AP Rank

• Overtime

STRATEGIC COMMUNICATIONS

Matt Plizga, Associate AD (MBB)

mplizga@athletics.pitt.edu (email)

(412) 648-8240 (office)

(919) 812-0882 (cell)

Elisabeth Schmidt Assistant Director

eschmidt@athletics.pitt.edu (email)

(412) 969-5536 (cell)

Website PittsburghPanthers.com

Twitter / Instagram @Pitt_MBB / @pitt_mbb

Hashtag #H2P

Pitt (18-9, 9-7 ACC) at Clemson (19-8, 9-7 ACC)

Tuesday, Feb. 27, 2024 • 7:00 PM

Clemson, S.C. • Littlejohn Coliseum

ACC Network • 93.7 The Fan

THE MATCHUP

Pitt Panthers



2023-24 Record (ACC)	18-9 (9-7)
AP / Coaches Polls	nr / nr
Last Game	W, 79-64 vs. Virginia Tech (2/24)

Head Coach	Jeff Capel (Duke, '97)
Pitt Record	93-90 (Sixth Season)
Career Record	255-200 (15th Season)

BROADCAST INFORMATION

ACC Network	Ariya Massoudi (pxp)
	Dan Bonner (analyst)

Pitt Radio Network (93.7 The Fan)	Bill Hillgrove (pxp)
	Curtis Aiken (analyst)

SiriusXM	385
----------	-----

Clemson Tigers



2023-24 Record (ACC)	19-8 (9-7)
AP / Coaches Polls	rv / rv
Last Game	W, 75-63 vs. Florida State (2/24)

Head Coach	Brad Brownell (DePauw '91)
Clemson Record	260-185 (14th Season)
Career Record	427-270 (22nd Season)

SERIES HISTORY

All-Time Series	Pitt trails 3-11
In ACC Play (regular season)	Pitt trails 2-10
Under Jeff Capel	Pitt trails 0-7
In Clemson	Pitt trails 1-5
At Littlejohn Coliseum	Pitt trails 0-4
First Meeting	Pitt 60, Clemson 50 (12/29/58)
Last Meeting	Clemson 79, Pitt 70 (12/3/23)
Current Streak	Pitt L, 11

THE OPENING TIP

• Pitt opens a two-game road swing at Clemson Tuesday, Feb. 27. Tipoff is set for 7:00 p.m. with Ariya Massoudi and Dan Bonner calling the action on the ACC Network.

• The Panthers enter Tuesday's contest tied for fifth in the ACC with a 9-7 league record. Pitt has won eight of its past 10 ACC games with four road wins in that span.

• Tuesday's contest is a key Quad 1 matchup for the Panthers with Clemson currently ranked 23rd in the NET. Pitt enters the contest 47th in the NET with a 3-5 record in Quad 1 games.

• Pitt leads the ACC in three-point field goals (9.52 3pg.) and have made 10 or more threes in a game 13 times, including seven times in ACC play. The Panthers have made 257 threes this season, fourth most in program history.

• **Blake Hinson** has scored 20 or more points in five of the past 10 games and is averaging 20.4 points per game, while shooting 50.4 percent (68-of-135) from the field and 47.6 percent (39-of-82) from three-point range in that span. He has made three or more three-pointers seven times in the past 10 games.

• **Ishmael Leggett** has emerged as one of the top sixth men in the ACC averaging 13.2 points and 4.8 rebounds per game, while going 16-of-37 (.432) from three-point range, off the bench over the past 10 contests.

• **Jaland Lowe** has 11 double-figure scoring games and is averaging 12.0 points, 3.1 rebounds, and 3.2 assists per game in ACC play. He has scored 10+ points in 10 of the past 11 games.

2023-24 PITT PANTHERS AVERAGES

No.	Name (Ht., Wt., Yr.)	Pos.	PPG	RPG	APG	Notables
2	• Blake Hinson (6-8, 230, Sr.)	F	18.9	5.0	0.8	12 games with 20+ points scored; 95 3FG
4	Papa Amadou Kante (6-10, 235, Fr.)	F	-	-	-	will miss 2023-24 season with knee injury
5	Ishmael Leggett (6-3, 185, Jr.)	G	12.2	5.3	2.2	20 double-figure scoring games, team-high 32 stls
7	• Carlton Carrington (6-5, 190, Fr.)	G	12.7	5.2	4.2	12 games with 15+ points
11	Marlon Barnes, Jr. (6-6, 190, Fr.)	F	-	-	-	expected to redshirt this season
12	KJ Marshall (5-10, 175, Sr.)	G	0.9	0.0	0.4	has played in 23 career games
15	• Jaland Lowe (6-3, 170, Fr.)	G	8.9	2.6	2.9	12.0 ppg in ACC play; 12 double-figure scoring games
21	Vason Stevenson (6-3, 190, So.)	F	0.0	0.5	0.0	has appeared in two games
24	William Jeffress (6-7, 210, R-Jr.)	F	1.7	2.1	0.3	career-high 10 rebs at Syracuse (12/30)
25	Guillermo Diaz Graham (7-0, 220, So.)	F	6.8	4.1	1.1	7 double-figure scoring games; 22 stls, 24 blks
31	Jorge Diaz Graham (6-11, 210, So.)	F	3.5	2.5	0.8	will miss remainder of season with ankle injury
33	• Federiko Federiko (6-11, 225, Jr.)	C	4.7	5.2	0.9	leads the team in fg pct. (.622) and blocks (38)
55	• Zack Austin (6-7, 210, R-Jr.)	F	6.7	4.3	0.9	2nd on team with 37 blocks and 28 steals

• probable starter

BY THE NUMBERS

- **Blake Hinson** has scored in double figures in 24 games and topped the 20-point mark 12 times. He ranks among the ACC leaders in scoring (2nd - 18.9 ppg.), three-pointers (1st - 95), and three-point percentage (5th - .422). Hinson scored 27 points and went 6-of-10 from three-point range in the first meeting with Clemson this season.
- **Jaland Lowe** is averaging 13.3 points, 3.6 rebounds, and 3.5 assists per game, while going 19-of-46 (.413) from three-point range, since joining the starting lineup 12 games ago. He has scored in double figures 10 times in that stretch and played 30+ minutes in each of the past nine games.
- **Carlton Carrington** has scored in double figures 18 times with five or more assists on 12 occasions. He ranks second among ACC freshmen in rebounds (5.2 rpg.), and third in scoring (12.7 ppg.) and assists (4.2 apg.).
- **Blake Hinson** has made at least one three-pointer in 60 of 63 games as a Panther and is now 192-of-480 (.400) from three-point range in his career at Pitt. He is one of just 12 players in the ACC (since 1992-93) to make 90 or more threes in two or more seasons.
- **Ishmael Leggett** leads the Panthers in rebounding (5.3 rpg.) and steals (32), while ranking third in scoring (12.2 ppg.) and assists (57). He has scored in double figures 20 times including nine of the past 10 games.
- **Guillermo Diaz Graham** is 12-of-23 (.522) from three-point range in road games this season.
- **Zack Austin** had 14 rebounds and five blocks in Saturday's win over Virginia Tech for just the fifth game by a Pitt player with 10+ rebounds and 5+ blocks since the 2010-11 season.
- **Ishmael Leggett** is 19-of-45 (.422) from three-point range in ACC play. He has made two or more threes six times in league play, including five of the past eight games.
- **Blake Hinson** is averaging a team-high 18.7 points per game, while shooting 41.5 percent (34-of-82) from three-point range, in nine road games this season.

- The Panthers have committed 10 or fewer turnovers 12 times in ACC play. Pitt ranks third in turnovers per game (9.52 topg.).
- Pitt has held 12 opponents under 30 percent shooting from three-point range and leads the ACC in three-point defense (.298).
- The Panthers are the only team in the ACC with four players averaging 5.0 or more rebounds per game.
- Pitt is shooting 46.9 percent from the field, including 38.3 percent from three-point range in its wins, compared to 35.5 percent and 28.7 percent shooting splits from the field and three in losses. The Panthers are 15-0 when posting a better field goal percentage than its opponent.
- Pitt is 16-2 when winning the rebounding battle. The Panthers rank among the ACC leaders in offensive rebounds (2nd - 12.0 orpg.), rebounds (3rd - 38.0 rpg.), rebound margin (2nd - +5.0), defensive rebound percentage (1st - .768), and offensive rebound percentage (2nd - .323).
- The Panthers are 65-12 under **Jeff Capel**, including a 14-1 mark this season, when leading at the half.
- Pitt is 14-1 on the season when scoring more bench points than its opponent. The Panthers have won the bench scoring battle in eight of the past 10 contests.

2023-24 STATS COMPARISON

	Pitt	Clemson
Points	75.1	78.7
Opp. Points	67.1	71.1
Rebounds	38.0	37.4
Opp. Rebounds	33.0	33.4
Off. Rebounds	12.0	9.7
Opp. Off. Rebounds	7.9	9.4
Field Goal Pct.	.431	.471
Opp. Field Goal Pct.	.427	.414
Three-Point Pct.	.349	.361
Opp. Three-Point Pct.	.298	.337
Three-Point FGs	9.5	8.6
Opp. Three-Point FGs	6.6	8.0
Free Throw Pct.	.699	.782
Opp. Free Throw Pct.	.763	.732
Free Throws Made	13.4	14.2
Opp. Free Throws Made	12.7	13.8
Personal Fouls	15.4	15.8
Opp. Personal Fouls	17.2	16.1
Assists	13.7	15.2
Opp. Assists	12.4	11.0
Turnovers	9.5	10.3
Opp. Turnovers	11.1	9.5
Blocked Shots	4.7	4.3
Opp. Blocked Shots	3.7	2.6
Steals	6.4	4.6
Opp. Steals	5.1	6.3

LAST TIME OUT

- Pitt broke open a tight contest with an 18-0 second half run and cruised to a 79-64 win over Virginia Tech Saturday evening at the Petersen Events Center.
- **Blake Hinson** scored 22 points to lead the Panthers, while **Jaland Lowe** (18) and **Ishmael Leggett** (13) also scored in double figures.
- Pitt shot an ACC-high 50.9 percent (29-of-57) from the field and held the Hokies to just 3-of-20 (.150) shooting from three-point range in the win.
- The Panthers outscored Virginia Tech, 43-28, in the second half and led by as much as 20 points in the game.
- Pitt used a 22-2 second half run over a span of 6:44 to take over the game. The Panthers held Virginia Tech to 1-of-11 (.091) shooting from the field, including 0-of-6 from three-point range during the game changing run.
- **Zack Austin** scored nine points, while also recording season highs in rebounds (14) and blocked shots (5). He hit a three-pointers in the opening half to become just the 14th player in the NCAA since 1994-95 to record over 1,000 points, 500 rebounds, 150 blocks, and 150 three-point field goals in a career.

PANTHER SPOTLIGHTS



- **Blake Hinson** is five three-pointers shy of becoming the second player in program history with 100 or more threes in a season. He ranks seventh in the NCAA with 95 three-point field goals through 27 games.



- Pitt's guard trio of **Carlton Carrington** (12.7 ppg.), **Ishmael Leggett** (12.2 ppg.), and **Jaland Lowe** (8.9 ppg.) combines to average 33.8 points, 13.1 rebounds, and 9.3 assists per game. All three players are shooting over 80 percent from the foul line with the group combining to go 167-of-204 (.819) from the charity stripe.

ROAD WARRIORS

- Pitt is tied for third in the NCAA among Power 6 conference (ACC, Big Ten, Big 12, Big East, SEC, Pac 12) teams with six road wins.
- Included in the Panthers' six road wins are victories at No. 7 Duke (80-76) and No. 21 Virginia (74-63).
- Pitt is 6-3 on the road this season and 13-8 over the past two seasons in true road games.

NCAA • Road Wins by Power 6 Conference Teams		
Rk	Team (Conference)	Total
1.	North Carolina (ACC)	7
	Creighton (Big East)	7
3.	Pitt (ACC)	6
	Connecticut (Big East)	6
	Duke (ACC)	6
	Clemson (ACC)	6
	Tennessee (SEC)	6
	Purdue (Big Ten)	6
	Washington State (Pac 12)	6
	South Carolina (SEC)	6
	Oregon (Pac 12)	6
	Marquette (Big East)	6

as of Feb. 25

BUILDING A TOURNAMENT RESUME

- Pitt has rebounded from a slow start in conference play and is now 18-9 overall and 9-7 in the ACC. The Panthers are tied for fifth in the league standings and building towards a tournament resume.
- Pitt sits at 47th in the NET rankings with a 5-7 mark in Quad 1 and Quad 2 games. Two of the remaining four games on the Panthers' schedule sit in the top two quads of the NET rankings.
- Pitt is 3-5 in Quad 1 with wins over Wake Forest, at Duke, and at Virginia.

Pitt • In The Computer Rankings		
	Rank	Record vs. Top 75 teams
BPI	36th	5-6
NET	47th	4-5
KenPom	54th	5-5
Torvik	58th	5-5

HINSON AMONG ACC ELITE

- **Blake Hinson** ranks among the ACC leaders in scoring (2nd - 18.9 ppg.), three-point field goals (1st - 3.52 3pg.), and three-point percentage (5th - .422). He has scored in double figures in 24 games, while topping the 20-point mark 12 times.
- Hinson scored 20 or more points in four consecutive games (Nov. 28-Dec. 9), the longest 20+ point scoring stretch since Jamel Artis scored 20 or more points in five consecutive games from Dec. 28, 2016 through Jan. 17, 2017.
- Hinson scored 25 or more points in three consecutive games from Dec. 3-9, becoming the first Pitt player to accomplish that feat since Curtis Aiken topped the 25-point mark in each of the first three games of the 1986-87 season.
- Hinson has registered 1,609 points (13.1 ppg.), 574 rebounds (4.7 rpg.), and 283 three-point field goals in 123 career games.
- Hinson has scored in double-figures 78 times in his career and has made three or more three-pointers in a game 48 times.
- Hinson scored 26 points on 8-of-14 shooting from the field, including 4-of-9 from three-point range, in a win over Binghamton.
- Hinson made three threes and finished with 18 points and five rebounds against FGCU.

- Hinson scored 25 points in just 21 minutes of action in a win over Jacksonville. He scored 21 of his 25 points in the opening half, while posting the fifth best scoring efficiency per minute in a 20-point game in program history. Hinson went 4-of-9 from three-point range in the contest and grabbed six rebounds.
- Hinson averaged 16.5 points per game, while making three three-pointers against Florida and Oregon State in the NIT Season Tip-Off.
- Hinson went 7-of-12 from the field, including 5-of-8 from three-point range, and finished with 22 points and five rebounds against Missouri.
- Hinson scored 27 points on 9-of-16 shooting (6-of-10 3FG) in the ACC opener against Clemson. He scored 22 points in the second half, going 7-of-10 from the field, including 5-of-6 from three-point range.
- Hinson made a school record nine three-pointers and scored 29 points in a road win over West Virginia. The nine three-pointers matched a WVU Coliseum and West Virginia opponent record as well. Hinson was 9-of-15 from three-point range and added seven rebounds in the contest.
- Hinson made a school record 15 threes combined in consecutive games against Clemson and West Virginia. He matched the previous record with 13 combined threes in back-to-back games last season.
- Hinson knocked down five or more threes in three consecutive games (Nov. 28-Dec. 6) to become the first player in program history to accomplish that feat.
- Hinson scored 26 points on 8-of-13 shooting from the field (3-of-4 3FG) and 7-of-7 from the foul line in a win over Canisius.
- Hinson was named ACC Player of the Week for the second time in his career after averaging 27.5 points and 6.0 rebounds per game, while shooting 56.3 percent (18-of-32) from the field, 63.2 percent (12-of-19) from three-point range, and 100 percent (7-of-7) from the foul line in wins over West Virginia and Canisius.
- Hinson went 7-of-10 from the field (3-of-4 3FG) in a 19-point effort against South Carolina State.
- Hinson grabbed a season-high 10 rebounds for his eighth career double figure rebounding game against Purdue Fort Wayne.
- Hinson tallied 21 points and made three three-pointers at Louisville. He was a season-best 8-of-8 from the foul line in the win.
- Hinson posted 24 points and eight rebounds in Pitt's road win over No. 7 Duke. He was 8-of-10 from the field and a perfect 7-of-7 from three-point range against the Blue Devils.
- Hinson's 7-of-7 effort from beyond the arc matched an ACC record and set a Pitt record for most made threes without a miss in a game. It was also a Cameron Indoor Stadium record with his seven made threes tied for the second most by a Duke opponent at Cameron.
- Hinson made four threes and finished with 21 points and nine rebounds at Miami.
- Hinson went 6-of-10 from the field, including 2-of-4 from three-point range in a home win over Wake Forest.
- Hinson scored 17 points on 4-of-6 shooting from three-point range and 5-of-7 from the foul line in a win over Notre Dame.
- Hinson made three three-pointers and finished with 16 points in a road win over NC State. He passed the 1,500-point mark for his career on a three-point field goal in the first half.

PITT SEASON & CAREER TOTALS		
	2023-24	Career
Double-Figure Scoring Games		
Blake Hinson	24 (16-8)	78 (51-27)
Ishmael Leggett	20 (15-5)	66 (35-31)
Zack Austin	6 (4-2)	59 (30-29)
Carlton Carrington	18 (12-6)	18 (12-6)
Jaland Lowe	12 (8-4)	12 (8-4)
Federiko Federiko	2 (2-0)	10 (9-1)
Guillermo Diaz Graham	7 (5-2)	10 (6-4)
Jorge Diaz Graham	1 (1-0)	3 (2-1)
40+ Point Games		
Blake Hinson	1 (1-0)	1 (1-0)
30+ Point Games		
Ishmael Leggett	-	2 (0-2)
Blake Hinson	1 (1-0)	1 (1-0)
20+ Point Games		
Blake Hinson	12 (9-3)	23 (18-5)
Zack Austin	1 (1-0)	13 (8-5)
Ishmael Leggett	1 (1-0)	12 (6-6)
Carlton Carrington	2 (1-1)	2 (1-1)
Jaland Lowe	2 (1-1)	2 (1-1)
Federiko Federiko	-	1 (1-0)
Guillermo Diaz Graham	1 (1-0)	1 (1-0)
10+ Rebound Games		
Zack Austin	1 (1-0)	14 (8-6)
Blake Hinson	1 (1-0)	8 (6-2)
Federiko Federiko	2 (2-0)	5 (5-0)
Ishmael Leggett	1 (1-0)	4 (3-1)
Carlton Carrington	1 (1-0)	1 (1-0)
Guillermo Diaz Graham	1 (1-0)	1 (1-0)
William Jeffress	1 (0-1)	1 (0-1)
10+ Assist Games		
Carlton Carrington	1 (1-0)	1 (1-0)
Double-Doubles		
Zack Austin	-	11 (7-4)
Blake Hinson	-	6 (4-2)
Ishmael Leggett	1 (1-0)	4 (3-1)
Federiko Federiko	1 (1-0)	2 (2-0)
Carlton Carrington	1 (1-0)	1 (1-0)
Guillermo Diaz Graham	1 (1-0)	1 (1-0)
Triple-Doubles		
Carlton Carrington	1 (1-0)	1 (1-0)
3+ Three-Point FG Games		
Blake Hinson	19 (14-5)	48 (32-16)
Zack Austin	3 (2-1)	25 (12-13)
Ishmael Leggett	5 (2-3)	13 (5-8)
Carlton Carrington	5 (5-0)	5 (5-0)
Guillermo Diaz Graham	2 (1-1)	2 (1-1)
William Jeffress	-	1 (0-1)
3+ Block Games		
Zack Austin	5 (4-1)	29 (17-12)
Federiko Federiko	6 (5-1)	18 (15-3)
Guillermo Diaz Graham	3 (2-1)	6 (4-2)
Jorge Diaz Graham	-	1 (1-0)
Scoring Leader		
Blake Hinson	14 (11-3)	30 (24-6)
Ishmael Leggett	2 (0-2)	25 (9-16)
Zack Austin	2 (1-1)	17 (8-9)
Carlton Carrington	6 (4-2)	6 (4-2)
Jaland Lowe	2 (1-1)	2 (1-1)
Guillermo Diaz Graham	1 (1-0)	1 (1-0)
Federiko Federiko	-	1 (1-0)
Rebounding Leader		
Zack Austin	4 (2-2)	26 (11-15)
Blake Hinson	5 (3-2)	20 (11-9)
Federiko Federiko	5 (5-0)	13 (13-0)
Ishmael Leggett	7 (4-3)	12 (7-5)
Guillermo Diaz Graham	5 (3-2)	11 (6-5)
William Jeffress	2 (1-1)	5 (1-4)
Carlton Carrington	4 (3-1)	4 (3-1)
Jaland Lowe	1 (1-0)	1 (1-0)
Assists Leader		
Carlton Carrington	16 (10-6)	16 (10-6)
Ishmael Leggett	4 (3-1)	14 (7-7)
Jaland Lowe	10 (6-4)	10 (6-4)
Zack Austin	1 (1-0)	5 (3-2)
Blake Hinson	-	2 (1-1)
Guillermo Diaz Graham	1 (1-0)	1 (1-0)
William Jeffress	-	1 (1-0)
Federiko Federiko	1 (0-1)	1 (0-1)
Record in such games in ()		

STREAKS

Overall	Won 1
Unranked teams anywhere	Won 1
Ranked teams anywhere	Won 2
Home	Won 4
Home ACC	Won 4
Home non-conference	Won 3
Home unranked non-conference	Won 3
Home ranked teams	Lost 2
Home unranked teams	Won 4
Road	Lost 1
Road ACC	Lost 1
Road ranked teams	Won 2
Road unranked teams	Lost 1
Neutral	Won 1
Neutral ranked teams	Lost 8
Neutral unranked teams	Won 1

Consecutive Made Free Throws (active streak)

Guillermo Diaz Graham	8
Blake Hinson	7
Ishmael Leggett	7
Jorge Diaz Graham	5
Jaland Lowe	1

Consecutive Games (Played) with a Three-Point Field Goal

Blake Hinson	15
Jaland Lowe	6
Ishmael Leggett	4
Guillermo Diaz Graham	4
Carlton Carrington	2
Zack Austin	1

Games Played	2023-24	Career
Blake Hinson	27 (18-9)	123 (72-51)
Ishmael Leggett	26 (17-9)	113 (51-62)
Zack Austin	27 (18-9)	90 (46-44)
William Jeffress	27 (18-9)	74 (37-37)
Federiko Federiko	27 (18-9)	62 (41-21)
Guillermo Diaz Graham	27 (18-9)	60 (40-20)
Jorge Diaz Graham	16 (10-6)	47 (32-15)
Carlton Carrington	27 (18-9)	27 (18-9)
Jaland Lowe	27 (18-9)	27 (18-9)
KJ Marshall	6 (5-1)	23 (15-8)
Vason Stevenson	2 (2-0)	2 (2-0)

Starts	Consecutive *	Career
Blake Hinson	34 (21-13)	120 (71-49)
Ishmael Leggett	-	86 (38-48)
Zack Austin	15 (9-6)	83 (42-41)
Federiko Federiko	10 (8-2)	47 (33-14)
Carlton Carrington	27 (18-9)	27 (18-9)
William Jeffress	-	22 (10-12)
Jaland Lowe	13 (9-4)	13 (9-4)
Guillermo Diaz Graham	-	10 (5-5)
Jorge Diaz Graham	-	1 (1-0)

Record in such games in ()

* at Pitt

• Hinson scored a game-high 27 points on 11-of-19 shooting from the field in a road win over No. 21 Virginia. He made five three-pointers in the game and had 18 points on 7-of-10 shooting (4-of-7 3FG) in the second half of action.

• Hinson scored 41 points, tied for third most in program history, and matched his own school record with nine threes in a home win over Louisville. He finished the night 14-of-24 from the field, including 9-of-13 from three-point range.

• Hinson went nuclear in the opening 20 minutes matching Louisville's scoring total with 27 points. His 27-point half matched the fourth most points scored in a half by a Pitt player.

• Hinson posted the first 40-point game by an ACC player since Ky Bowman (Boston College) had 44 against Hartford Dec. 31, 2018. It was also the first 40+ point game in conference play since Jerome Robinson (Boston College) had 46 in a loss to Notre Dame Feb. 6, 2018.

• Hinson also passed the 1,000-point mark against Louisville in just his 61st game as a Panther to reach that mark in the fourth fewest games in program history.

• Hinson made nine three-point field goals against Louisville to surpass the 90 made threes mark and become just the 12th ACC player since the 1992-93 season to make 90 or more in two or more seasons.

• Hinson became just the fifth Pitt player to score 40 or more points in a game. His scoring efficiency (1.206 points per minute) was the best among Pitt's seven 40-point games.

• Hinson knocked down three threes and finished with 22 points in a win over Virginia Tech. He was 7-of-10 from the foul line making his last seven free throw attempts.

Pitt • Most Points in a Game

Rk	Player, Opponent, Date	Pts
1.	Don Hennon, Duke, 12/21/57	45
2.	Jamel Artis, at Louisville, 1/11/17	43
3.	Blake Hinson, Louisville, 2/17/24	41
	Don Hennon, Ohio State, 12/3/58	41
	Don Hennon, Geneva, 2/24/58	41
6.	Ed Pavlick, Ohio State, 12/1/54	40
	Jason Maile, Villanova, 2/12/97	40

Pitt • Most Points in a Half

1.	Jamel Artis, at Louisville, 1/11/17	32
2.	Jason Maile, Villanova, 2/12/97	28
	Demetreus Gore, vs. Wisconsin, 12/30/86	28
4.	Blake Hinson, Louisville, 2/17/24	27
	Larry Harris, Syracuse, 12/6/75	27

Pitt • Scoring Efficiency Per Minutes (min. 20 points)

Rk	Player, Opponent, Date	Mins	Pts	PPM
1.	Charles Smith, Akron, 1/5/87	17	24	1.412
2.	Cameron Johnson, BC, 1/16/16	15	20	1.333
3.	G. Thomas, Robert Morris, 12/22/93	16	21	1.313
4.	DeJuan Blair, Indiana, Pa., 11/22/08	21	27	1.286
5.	Charles Smith, Chicago St., 12/7/87	28	34	1.214
6.	Blake Hinson, Louisville, 2/17/24	34	41	1.206
7.	Blake Hinson, Jacksonville, 11/17/23	21	25	1.190
8.	Eric Mobley, Youngstown St., 11/27/93	17	20	1.176
	C. Troutman, Georgetown, 1/25/03	17	20	1.176
10.	Gilbert Brown, UMES, 12/18/10	24	28	1.167

Pitt • Scoring Efficiency per Minutes • Minimum 30 Points

Rk	Player, Opponent, Date	Mins	Pts	PPM
1.	Charles Smith, Chicago St., 12/7/87	28	34	1.214
2.	Blake Hinson, Louisville, 2/17/24	34	41	1.206
3.	Jamel Artis, at Louisville, 1/11/17	37	43	1.162
4.	Jason Maile, Villanova, 2/12/97	38	40	1.052
5.	Charles Smith, at Providence, 2/16/88	32	33	1.031

Pitt • Fewest Games to Reach 1,000 Points

Rk	Name, Years	1,000	Opponent, Date
1.	Don Hennon, 1956-59	44	Connecticut, 2/4/58
2.	Billy Knight, 1971-74	45	NC A&T, 2/14/73
3.	Brian Shorter, 1988-91	50	at Georgetown, 2/7/90
4.	Blake Hinson, 2022-24	61	Louisville, 2/17/24
5.	B. Generalovich, 1961-64	63	Carnegie Tech, 2/1/64

Pitt • Three-Point Field Goals in a Game Without a Miss

Rk	Player, Opponent, Date	3FG
1.	Blake Hinson, at Duke, 1/20/24	7
2.	Sean Miller, at Seton Hall, 2/11/91	6
	Sean Miller, St. Francis [Pa.], 12/2/87	6
3.	7x, last Ithiel Horton (5-5), at UNC, 2/16/22	5

ACC • Three-Point Field Goals in a Game Without a Miss

Rk	Player (School), Opponent, Date	3FG
1.	Blake Hinson (Pitt), at Duke, 1/20/24	7
	Allerik Freeman (NC State), North Carolina, 1/27/18	7
	James Collins (FSU), South Florida, 11/29/194	7
	Sam Cassell (FSU), Tulane, 3/20/1993	7

Pitt • Consecutive Made Three-Point Field Goals

Rk	Player, Dates	3FG
1.	Cameron Johnson, 11/11/16-11/17/16	8
2.	Blake Hinson, 1/20/24-1/23/24	7
	Sean Miller, 2/12/91-2/14/91	7
	Sean Miller, 12/2/87-12/7/87	7
	Josh Newkirk, 3/1/14-3/8/14	7

Pitt • Three-Point Field Goals in a Game

Rk	Player, Opponent, Date	3FG
1.	Blake Hinson, Louisville, 2/17/24	9
	Blake Hinson, at West Virginia, 12/6/23	9
3.	Blake Hinson, Wake Forest, 1/25/23	8
	Jared Wilson-Frame, vs. Syracuse, 3/13/19	8
	Andre Alridge, Georgia, 12/17/94	8
	Jason Maile, Villanova, 2/12/97	8
7.	7x; last Blake Hinson, at Duke, 1/20/23	7

ACC • Three-Point Field Goals in a Game

Rk	Player, Opponent, Date	3FG
1.	Dennis Scott (GT) vs. Houston, 12/28/88	11
	Craig Dawson (WF) at Clemson, 2/13/02	11
3.	Matt Farrell (ND) at Boston College, 2/17/18	10
4.	19x; last Blake Hinson (Pitt), vs. Louisville, 2/17/24	9

Pitt • Three-Point Field Goals Over a Two-Game Stretch

Rk	Player - Games	Total
1.	Blake Hinson	15
	6 vs. Clemson (12/3/23), 9 at West Virginia (12/6/23)	
2.	Blake Hinson	14
	5 at No. 21 Virginia (2/13/24), 9 Louisville (2/17/24)	
3.	Blake Hinson	13
	8 vs. Wake Forest (1/25/23), 5 vs. Miami (1/28/23)	
	Jason Matthews	13
	7 at Providence (3/3/90), 6 vs. Boston College (3/8/90)	

Pitt • Total Games with 5+ Three-Point Field Goals

Rk	Player, Years	Total
1.	Ashton Gibbs, 2008-12	15
2.	Blake Hinson, 2022-present	12
3.	Jared Wilson-Frame, 2017-19	11
	Jason Maile, 1993-97	11
5.	Sean Miller, 1987-92	10

Pitt • Most Games in a Season with 5+ Three-Point Field Goals

Rk	Player, Season	Total
1.	Jared Wilson-Frame, 2018-19	7
	Ashton Gibbs, 2010-11	7
	Jason Maile, 1995-96	7
4.	Blake Hinson, 2023-24	6
	Blake Hinson, 2022-23	6

Pitt • Consecutive Seasons with 80+ Three-Point Field Goals

Player	3FG (Year)	3FG (Year)
Ashton Gibbs	102 (2010-11)	81 (2011-12)
Jason Matthews	80 (1989-90)	87 (1990-91)
Blake Hinson	97 (2022-23)	95 (2023-24)

ACC • Seasons with 90+ 3FG • Since 1992-93

Rk	Player (Years), School	Total
1.	J.J. Redick (2003-2006), Duke	4
2.	Justin Gray (2004-2006), Wake Forest	3
	Jack McClinton (2007-2009), Miami	3
	Curtis Staples (1995-1998), Virginia	3
5.	Blake Hinson (2023, 2024), Pitt	2
	Grayson Allen (2016, 2018), Duke	2
	Randolph Childress (1993, 1995), Wake Forest	2
	Trevor Cooney (2014, 2016), Syracuse	2
	Terquavion Smith (2022, 2023), NC State	2
	Will Solomon (2000, 2001), Clemson	2
	Jay Williams (2001, 2002), Duke	2
	Scott Wood (2012, 2013), NC State	2

ACC • Career 3PT Per Game Leaders

Rk	Player, School (Years)	3PG
1.	Dennis Scott, Georgia Tech (1988-90)	3.6
2.	Curtis Staples, Virginia (1995-98)	3.4
3.	J.J. Redick, Duke (2003-06)	3.3
4.	Tim Pickett, Florida State (2003-04)	3.1
5.	Blake Hinson, Pitt (2023-24)	3.0
	Jack McClinton, Miami (2007-09)	3.0
7.	Jason Williams, Duke (2000-02)	2.9
	Chris Whitney, Clemson (1992-93)	2.9
9.	Randolph Childress, Wake Forest (1991, 1993-95)	2.7
	Jon Barry, Georgia Tech (1990-92)	2.7
	Justin Gray, Wake Forest (2003-06)	2.7

ACC • Single-Season 3PT Per Game Leaders

Rk	Player, School (Season)	3PG
1.	Curtis Staples, Virginia (1997-98)	4.3
2.	J.J. Redick, Duke (2005-06)	3.9
3.	J.J. Redick, Duke (2004-05)	3.7
4.	Blake Hinson, Pitt (2023-24)	3.5
5.	Jay Williams, Duke (2000-01)	3.4
6.	Tim Pickett, Florida State (2003-04)	3.3
	Andrew White, Syracuse (2016-17)	3.3

NCAA • Three-Point Field Goal Leaders

Rk	Player, School	3FG
1.	Tyler Thomas, Hofstra	108
2.	Jack Gohlke, Oakland	100
3.	Chaz Lanier, North Florida	98
	Ja'Monta Black, Austin Peay	98
	Honor Huff, Chattanooga	98
6.	Jalen Blackmon, Stetson	97
7.	Blake Hinson, Pitt	95
8.	Gabe Dorsey, William & Mary	93
9.	Isaiah Swope, Indiana State	90
10.	Ansley Almonor, FDU	89

ACC • Scoring Leaders

Rk	Player, School	PPG
1.	RJ Davis, North Carolina	21.0
2.	Blake Hinson, Pitt	18.9
3.	PJ Hall, Clemson	18.7
	Hunter Sallis, Wake Forest	18.7
5.	Judah Mintz, Syracuse	18.3

ACC • Three-Point Field Goal Leaders

Rk	Player, School	3PG
1.	Blake Hinson, Pitt	3.52
2.	RJ Davis, North Carolina	3.07
3.	DJ Horne, NC State	3.04
	Joseph Girard III, Clemson	3.04
5.	Chris Bell, Syracuse	2.71

ACC • Three-Point Percentage Leaders

Rk	Player, School	3PCT
1.	DJ Horne, NC State	.432
2.	Chris Bell, Syracuse	.427
3.	Joseph Girard III, Clemson	.425
4.	Hunter Cattoor, Virginia Tech	.424
5.	Blake Hinson, Pitt	.422

Pitt • Career Three-Pointers Per Game Leaders

Rk	Player, Years (Games)	3PG
1.	Blake Hinson, 2022-present (63)	3.05
2.	Jared Wilson-Frame, 2017-19 (64)	2.69
3.	Ashton Gibbs, 2008-12 (137)	2.17
4.	Jason Matthews, 1987-91 (123)	2.11
5.	Sean Miller, 1987-92 (128)	1.87

minimum 100 3FG

Pitt • Career Three-Point FG Made

Rk	Player (GP), Years	3FGM
1.	Ashton Gibbs (137), 2008-12	297
2.	Jason Matthews (123), 1987-91	259
3.	Sean Miller (128), 1987-92	239
4.	Ronald Ramon (135), 2004-08	233
5.	Julius Page (136), 2000-04	210
6.	Brandin Knight (127), 1999-03	209
7.	Jason Maile (111), 1992-97	196
8.	Blake Hinson (63), 2022-present	192
9.	Carl Krauser (126), 2002-06	190
10.	Jared Wilson-Frame (64), 2017-19	172

Pitt • Fastest to 150 Three-Pointers

Rk	Player, Years	Games
1.	Blake Hinson, 2022-24	52
2.	Jared Wilson-Frame, 2017-19	60
3.	Ashton Gibbs, 2008-12	80
4.	Sean Miller, 1987-92	81
5.	Jason Matthews, 1987-91	82

Pitt • Single Season Three-Point FG Made

Rk	Player (GP), Year	3FGM
1.	Ashton Gibbs (34), 2011	102
2.	Jared Wilson-Frame (32), 2019	98
3.	Blake Hinson (36), 2023	97
4.	Blake Hinson (27), 2024	95
5.	Brandin Knight (35), 2002	93

Pitt • Career Scoring Leaders

Rk	Player (GP), Years	Points
33.	Talib Zanna (135), 2010-2014	1,117
34.	Calvin Sheffield (73), 1961-64	1,115
	James Robinson (136), 2012-16	1,115
36.	Brian Generalovich (72), 1961-64	1,114
37.	Aaron Gray (113), 2003-07	1,109
38.	Tray Woodall (139), 2008-13	1,108
39.	Donatas Zavackas (118), 1999-03	1,099
40.	Ronald Ramon (135), 2004-08	1,096
41.	Brad Wanamaker (134), 2007-11	1,090
42.	Chris McNeal (95), 1990-93	1,067
43.	Blake Hinson (63), 2022-present	1,061

TRIPLE DUB BUB

- Carlton 'Bub' Carrington, a four-time ACC Rookie of the Week selection, is averaging 12.7 points, 5.2 rebounds, and 4.2 assists per game.
- Carrington became the first Pitt freshman to score 15 or more points in each of his first four games and has 18 double-figure scoring games.
- Carrington ranks seventh in the ACC in assists and ninth in assist-to-turnover ratio (2.17:1).
- Carrington is the 10th youngest player in the NCAA. The 18-year old guard from Baltimore, Md., was born July 21, 2005.

CAREER DOUBLE-DOUBLES

Player	Opponent, Date	Pts/Rebs
Guillermo Diaz Graham	Jacksonville, 11/17/23	23/10
Ishmael Leggett	Binghamton, 11/10/23	18/11
Carlton Carrington	NC A&T, 11/6/23	18/12/10*
Federiko Federiko	NC A&T, 11/6/23	13/10
Blake Hinson	at Notre Dame, 3/1/23	15/13
=Zack Austin	vs. Charleston Southern, 3/1/23	13/12
=Zack Austin	at Winthrop, 2/25/23	17/10
<Ishmael Leggett	St. Bonaventure, 1/11/23	23/14
<Ishmael Leggett	at La Salle, 1/07/23	11/11
Blake Hinson	at Syracuse, 12/20/22	25/13
Blake Hinson	Sacred Heart, 12/10/22	19/11
<Ishmael Leggett	Army West Point, 12/10/22	16/10
Federiko Federiko	Sacred Heart, 12/10/22	17/14
Blake Hinson	William & Mary, 11/25/22	17/11
=Zack Austin	Wolford, 11/12/22	16/10
Blake Hinson	UT Martin, 11/7/22	27/13
=Zack Austin	vs. Hampton, 3/2/22	24/16
=Zack Austin	Hampton, 2/26/22	21/10
=Zack Austin	UNC Asheville, 2/5/22	26/11
=Zack Austin	at Charleston Southern, 1/19/22	14/10
=Zack Austin	N.C. A&T, 1/15/22	15/11
=Zack Austin	Florida Atlantic, 12/21/21	12/10
=Zack Austin	Guilford, 12/7/21	14/12
=Zack Austin	Georgia State, 11/21/21	11/11
+Blake Hinson	at Florida, 1/14/20	16/11

* Triple-double with points, rebounds, and assists
= at High Point
< at Rhode Island
+ at Ole Miss

HONORS & AWARDS

Blake Hinson	USBWA Oscar Robertson National POTW (Feb. 20)
	Naismith National Player of the Week (Feb. 19)
	ESPN National Player of the Week (Feb. 19)
	Colleg Insider.com Lute Olson National POTW (Feb. 19)
	ACC Player of the Week (Dec. 11, Feb. 19)
Carlton Carrington	ACC Rookie of the Week (Nov. 13, Nov. 20, Dec. 11, Jan. 8)
	Dick Vitale Diaper Dandy of the Week (Dec. 11)
John Fanta / Fox Sports Top 10 Freshman (No. 6 - Dec. 12)	
Jaland Lowe	ACC Rookie of the Week (Jan. 22)

POSTSEASON AWARD CANDIDATES

Blake Hinson	All-America All-District / All-Region First Team All-ACC
Carlton Carrington	Freshman All-America All-District / All-Region ACC Rookie of the Year ACC All-Freshman Team All-ACC
Ishmael Leggett	All-District / All-Region ACC Sixth Man of the Year All-ACC ACC All-Defensive Team
Jaland Lowe	ACC All-Freshman Team
Zack Austin	ACC All-Defensive Team
Federiko Federiko	ACC All-Defensive Team

• Carrington was named ACC Rookie of the Week in each of the first two weeks of the season. He is the first Pitt freshman to earn conference ROTW accolades in back-to-back weeks since DeJuan Blair (Dec. 17 & 24, 2007). Carrington also earned the honors Dec. 11 and Jan. 8 to become the first Pitt freshman to earn ACC Rookie of the Week honors three or more times in a season.

• Carrington ranks second among ACC freshmen in rebounds and assists, and third in scoring and three-point field goals per game.

• Carrington delivered a memorable debut as a Panther becoming just the second freshman in ACC history to record a triple-double in their first collegiate game. Carrington finished with 18 points, 12 rebounds, and 10 assists for the first Pitt triple-double since the 1997-98 season and the fifth overall in program history.

• Carrington posted the 10th triple-double by an ACC freshman in league history. He and Dennis Scott (Georgia Tech) are the only freshmen to record a triple-double in their first game.

• Carrington also became the first Division I player to record a triple-double in his debut since Notre Dame's Chris Thomas accomplished that feat against New Hampshire Nov. 16, 2001.

• Carrington's triple-double against NC A&T was the 22nd by a freshman in the NCAA since the start of the 2009-10 season.

• Carrington knocked down three three-pointers and finished with 18 points and four assists against Binghamton.

• Carrington scored 19 points to go along with four rebounds and seven assists in a win over FGCU.

• Carrington had 17 points, three rebounds, and four assists against Jacksonville. He went 5-of-8 from three-point range with the five threes tied for third most in a game by a Pitt freshman.

• Carrington delivered 14 points, four rebounds, and seven assists against Florida.

• Carrington finished with 13 points, seven rebounds, and four assists against Missouri.

• Carrington had 13 points, four rebounds, six assists, and two steals against Clemson.

• Carrington finished just shy of a double-double with 16 points and nine assists in a road win over West Virginia. He went 6-of-13 from the field, including 3-of-8 from three-point range.

• Carrington recorded 16 points, four rebounds, and five assists in a win over Canisius.

• Carrington totaled 17 points, seven rebounds, and five assists at Syracuse. He was 6-of-12 from the field, including 2-of-4 from three-point range.

• Carrington scored 20 points against No. 8 North Carolina.

• Carrington went 6-of-10 from the field and finished with 16 points, six rebounds, and five assists at Louisville.

• Carrington scored 19 points to go along with six rebounds and three assists at Georgia Tech. He went 6-of-10 from the field with a pair of threes and 5-of-6 from the foul line in the win.

• Carrington posted a season-high 24 points to go along with five rebounds and four assists in a home win over Wake Forest. He was 7-of-15 from the field and 8-of-9 from the foul line in the contest.

• Carrington made three threes and finished with 16 points in just 20 minutes of action in a win over Notre Dame.

• Carrington finished with 12 points, seven rebounds, and three assists at NC State. He was 6-of-6 from the foul line.

• Carrington knocked down a pair of threes and finished with nine points, eight rebounds, and six assists in a win at No. 21 Virginia.

NCAA • Freshmen to Average 13.0+ PPG, 5.0 RPG, 4.0 APG Since 1992-93			
Player, School (Year)	PPG	RPG	APG
Chauncey Billups, Colorado (1994-95)	17.9	6.3	5.5
Curtis Stinson, Iowa State (2003-04)	16.2	6.0	4.3
Jamont Gordon, Mississippi St. (2005-06)	13.8	6.8	4.3
Nick Calathes, Florida (2007-08)	15.3	5.2	6.1
Courtney Fortson, Arkansas (2008-09)	14.8	5.5	5.9
DJ Cooper, Ohio (2009-10)	13.5	5.4	5.9
Marcus Smart, Oklahoma St. (2012-13)	15.4	5.8	4.2
D'Angelo Russell, Ohio St. (2014-15)	19.3	5.7	5.0
Ben Simmons, LSU (2015-16)	19.2	11.8	4.8
Dejounte Murray, Washington (2015-16)	16.1	6.0	4.4
Markelle Fultz, Washington (2016-17)	23.2	5.7	6.9
Lonzo Ball, UCLA (2016-17)	14.6	6.0	7.6
RJ Barrett, Duke (2018-19)	22.6	7.6	4.3
Cole Anthony, North Carolina (2019-20)	18.5	5.7	4.0
Jalen Suggs, Gonzaga (2020-21)	14.4	5.3	4.5
Carlton Carrington, Pitt (2023-24)	12.7	5.2	4.2
<i>courtesy College Basketball Reference</i>			
Pitt • Conference Rookie of the Week Selections			
Rk	Player, Season (Conference)	Total	
1.	Chris Taft, 2003-04 (Big East)	6	
2.	Carlton Carrington, 2023-24 (ACC)	4	
	Sean Miller, 1987-88 (Big East)	4	
4.	DeJuan Blair, 2007-08 (Big East)	3	
	Ricardo Greer, 1997-98 (Big East)	3	
	Brian Shorter, 1988-89 (Big East)	3	
	Charles Smith, 1984-85 (Big East)	3	
Pitt • Freshman Three-Point FG Leaders			
Rk	Player, Year	3FGM	
1.	Parker Stewart, 2018	71	
2.	Sean Miller, 1988	58	
3.	Carlton Carrington, 2024	45	
4.	Julius Page, 2001	43	
	Ronald Ramon, 2005	43	
ACC • Freshman Scoring Leaders			
Rk	Player, School	PPG	
1.	Marcus Burton, Notre Dame	16.7	
2.	Jared McCain, Duke	13.5	
3.	Carlton Carrington, Pitt	12.7	
4.	Baye Ndongo, Georgia Tech	11.7	
5.	Braeden Shrewsberry, Notre Dame	10.0	
6.	Jaland Lowe, Pitt	8.9	
	Nathan George, Georgia Tech	8.9	
Pitt • Three-Point FG Made by a Freshman			
Rk	Player, Opponent, Date	3FGM	
1.	Parker Stewart, at Syracuse, 1/16/18	7	
2.	Sean Miller, St. Francis [Pa.], 12/2/87	6	
3.	Carlton Carrington, Jacksonville, 11/17/23	5	
	Justin Champagnie, Canisius, 12/30/19	5	
	Josh Newkirk, NC State, 3/3/14	5	
	Sean Miller, Syracuse, 2/10/88	5	
	Ricardo Greer, Md.-Eastern Shore, 12/2/97	5	
	Ronald Ramon, at Rutgers, 1/8/05	5	
NCAA • Triple-Doubles in Freshman Debut Since 2001-02			
Player (School) vs. Opponent, Date		Pts / Rebs / Asts	
Carlton Carrington (Pitt) vs. NC A&T, 11/6/23		18 / 12 / 10	
Chris Thomas (Notre Dame) vs. UNH, 11/16/01		24 / 11 / 11*	
* points / assists / steals			
ACC • Triple-Doubles in Freshman Debut			
Player (School) vs. Opponent, Date		Pts / Rebs / Asts	
Carlton Carrington (Pitt) vs. NC A&T, 11/6/23		18 / 12 / 10	
Dennis Scott (GT) vs. Alcorn State, 11/20/87		17 / 10 / 10	
NCAA • Triple-Doubles by Freshmen Since 2009-10			
Player (School) vs. Opponent, Date		Pts / Rebs / Asts	
Carlton Carrington (Pitt) vs. NC A&T, 11/6/23		18 / 12 / 10	
Ethan Taylor (Air Force) vs. Nevada, 1/15/22		14 / 10 / 10	
Carson Towt (N. Arizona) vs. Embry-Riddle, 1/5/22		10 / 14 / 11	

Jordan Hall (St. Joseph's) vs. La Salle, 2/6/21	22 / 12 / 10
Ziaire Williams (Stanford) vs. Washington, 1/7/21	12 / 12 / 10
Rylan Jones (Utah) vs. Miss. Valley State, 11/8/19	10 / 10 / 11
RJ Barrett (Duke) vs. NC State, 2/16/19	23 / 11 / 10
Jose Perez (Gardner-Webb) vs. Savannah St., 12/1/18	17 / 10 / 10
DeAndre Jones (Central Ark.) at Lamar, 1/6/18	13 / 11 / 11
Hayden Coval (Central Ark.) at Houston Christian, 2/7/18	17 / 10 / 11*
Jordan Goodwin (Saint Louis) vs. Duquesne, 1/17/18	13 / 15 / 10
Ja Morant (Murray State) vs. Eastern Ill., 12/28/17	11 / 10 / 14
Dennis Smith, Jr. (NC State) vs. Syracuse, 2/1/17	13 / 11 / 15
Dennis Smith, Jr. (NC State) vs. Virginia Tech, 1/4/17	27 / 11 / 11
Bruce Brown (Miami) vs. SC State, 12/6/16	11 / 11 / 10
De'Aaron Fox (Kentucky) vs. Arizona State, 11/28/16	14 / 11 / 10
Jaquan Lyle (Ohio State) vs. Rutgers, 1/13/16	16 / 12 / 11
D'Angelo Russell (Ohio State) at Rutgers, 2/8/15	23 / 11 / 11
Kahlil Felder (Oakland) vs. Detroit Mercy, 2/14/14	15 / 10 / 11
Jalen James (San Jose St.) at Houston, 12/7/13	12 / 13 / 10
Daniel Mullings (New Mexico St.) vs. Hawaii, 2/23/12	28 / 12 / 10
Josh Gasser (Wisconsin) at Northwestern, 1/23/11	10 / 12 / 10
* blocked shots	
ACC • Triple-Doubles by Freshmen	
Player (School) vs. Opponent, Date	Pts / Rebs / Asts
Carlton Carrington (Pitt) vs. NC A&T, 11/6/23	18 / 12 / 10
RJ Barrett (Duke) vs. NC State, 2/16/19	23 / 11 / 10
Dennis Smith, Jr. (NC State) vs. Syracuse, 2/1/17	13 / 11 / 15
Dennis Smith, Jr. (NC State) vs. Virginia Tech, 1/4/17	27 / 11 / 11
Bruce Brown (Miami) vs. SC State, 12/6/16	11 / 11 / 10
Kenny Anderson (GT) vs. Pitt, 12/28/89	32 / 12 / 18
Dennis Scott (GT) vs. Alcorn State, 11/20/87	17 / 10 / 10
Ralph Sampson (Virginia) vs. ODU, 12/29/79	15 / 22 / 10*
Ralph Sampson (Virginia) vs. Army, 12/22/79	16 / 14 / 12*
Gene Banks (Duke) vs. Lehigh, 1/9/78	13 / 12 / 11
* blocked shots	
Pitt • Triple-Doubles	
Player vs. Opponent, Date	Pts / Rebs / Asts
Carlton Carrington vs. NC A&T, 11/6/23	18 / 12 / 10
Ricardo Greer vs. Villanova (BET), 3/4/98	23 / 12 / 11
Darelle Porter at Providence, 1/23/91	13 / 10 / 11
Keith Starr vs. Rutgers, 1/25/75	17 / 11 / 10
Keith Starr vs. Marquette, 12/18/74	13 / 11 / 11
Youngest Scholarship Players in the NCAA	
Player, School	Birthdate
JT Rock, Iowa State	3/1/2006
Eric Acker, Long Island	11/22/2005
Brandon Williams, UCLA	11/1/2005
James Scott, Charleston	9/11/2005
Courtney Anderson, Colorado	8/15/2005
Michael Sulaka, Western Michigan	8/13/2005
Justin McBride, Oklahoma State	7/25/2005
Cam Christie, Minnesota	7/24/2005
Magoon Gwath, San Diego State	7/24/2005
Carlton Carrington, Pitt	7/21/2005
Nazar Mahmoud, UTSA	7/16/2005
Dennis Evans, Louisville	7/13/2005
Mason Williams, Eastern Washington	7/3/2005
STUFFING THE STAT SHEET	
• Ishmael Leggett is averaging 12.2 points, 5.3 rebounds, 2.2 assists, and 1.2 steals per game. He has scored in double figures in 20 games and grabbed seven or more rebounds in eight contests.	
• Leggett missed Pitt's Jan. 6 road game at Louisville and was limited in a Jan. 9 contest against No. 11 Duke due to a shoulder injury.	
• Leggett posted 18 points, 11 rebounds, five assists, and four steals in a win over Binghamton to become the first Pitt player with 15+ points, 10+ rebounds, 5+ assists, and 4+ steals since Kellii Taylor accomplished that feat during the 1996-97 season.	

- Leggett recorded 17 points, seven rebounds, five assists, and two steals against FGCU.
- Leggett delivered 14 points, nine rebounds, and four assists in a win over Jacksonville.
- Leggett made three three-pointers and finished with 19 points, nine rebounds, and two steals against Florida.
- Leggett went 6-of-12 from the field in a 15-point, 7-rebound, 3-assist effort in an NIT Season Tip-Off win over Oregon State.
- Leggett scored 17 points on 6-of-11 shooting from the field and 4-of-4 from the foul line against Clemson.
- Leggett made three three-pointers and finished with 13 points, five rebounds, and five assists against Canisius.
- Leggett tallied 14 points, six rebounds, five assists, three steals, and two blocks against South Carolina State to become the first player since Brad Wanamaker (Feb. 27, 2011) to record at least 10 points, five rebounds, five assists, three steals, and two blocks in a game.
- Leggett came off the bench to register 11 points, four rebounds, two assists, and three steals in a win at No. 7 Duke.
- Leggett scored 14 points, all in the second half, of Pitt's win at Georgia Tech. He was 5-of-6 from the foul line and knocked down a three late in the game to help seal the victory.
- Leggett made three three-pointers and finished with 14 points, four rebounds, four assists, and two steals off the bench at Miami.
- Leggett scored a season-best 22 points on 9-of-16 shooting from the field, including 4-of-6 from three in a win over Wake Forest. He added five rebounds, two assists, and three steals.
- Leggett recorded 12 points, five rebounds, and two assists against Notre Dame for his fifth consecutive double-figure scoring game off the bench.
- Leggett posted 13 points, eight rebounds, two assists, and three steals in the road win over No. 21 Virginia. He grabbed all eight rebounds in the second half of the game and finished 7-of-8 from the foul line.
- Leggett went 3-of-5 from three-point range and finished with a team-high 15 points at Wake Forest.
- Leggett had 13 points, six rebounds, and two assists off the bench against Virginia Tech.

ACC • Points Per Game Leaders Among Incoming Transfers		
Rk	Player, School (Previous School)	PPG
1.	Hunter Sallis, Wake Forest (Gonzaga)	18.7
2.	DJ Horne, NC State (Arizona State)	17.6
3.	Joseph Girard III, Clemson (Syracuse)	15.8
4.	Kevin Miller, Wake Forest (Central Mich.)	15.5
5.	Jamir Watkins, Florida State (VCU)	14.9
6.	Matthew Cleveland, Miami (Florida St.)	13.8
7.	Claudell Harris, Jr., Boston College (Charleston So.)	13.7
	JJ Starling, Syracuse (Notre Dame)	13.7
9.	Sky Clark, Louisville (Illinois)	13.3
10.	Tre White, Louisville (USC)	13.0
11.	Harrison Ingram, North Carolina (Stanford)	12.3
12.	Ishmael Leggett, Pitt (Rhode Island)	12.2

ACC • Guard (6-5 and under) - Rebounds Leaders		
Rk	Player, School	RPG
1.	Ishmael Leggett, Pitt	5.3
2.	Carlton Carrington, Pitt	5.2
3.	Mike James, Louisville	5.0
4.	Jared McCain, Duke	4.9
	Wooga Poplar, Miami	4.9

Pitt • 10+ Pt/5+Reb/5+Ast/3+Stl/2+Bl Games Since 2010-11		
Player vs. Opponent, Date	PT/REB/AST/STL/BLK	
Ishmael Leggett vs. South Carolina St., 12/16/23	14	6/5/3/2
Brad Wanamaker at Louisville, 2/27/11	13	12/6/3/2

Pitt • 15+ Pt/10+Reb/5+Ast/4+Stl Games Since 1986-87		
Player vs. Opponent, Date	PT/REB/AST/STL	
Ishmael Leggett vs. Binghamton, 11/10/23	18	11/5/4
Kellii Taylor at Georgetown, 1/25/97	15	10/6/4

NCAA • 15+ Pt/10+Reb/5+Ast/4+Stl Games In 2023-24		
Player (School) Opponent, Date	PT/REB/AST/STL	
Jamal Shead (Houston) Texas, 2/17/24	16	11/6/6
Devin Carter (Providence), Creighton, 2/7/24	28	11/6/4
Nique Clifford (Colorado St.) SD State, 1/30/24	20	10/5/4
Dillon Jones (Weber St.) vs. Idaho St., 1/27/24	19	10/5/4
Tyler Cochran (Toledo), Bowling Green, 1/27/24	17	10/5/5
Dillon Jones (Weber St.) vs. Montana St., 12/30/23	29	13/6/4
Keonte Jones (CS-Northridge) vs. LBSU, 12/30/23	18	10/5/4
Shahada Wells (McNeese St.) at Michigan, 12/29/23	30	10/6/5
Kevin Cross (Tulane) vs. Furman, 12/14/23	25	12/12/6
Tamin Lipsey (Iowa St.) at DePaul, 12/1/23	15	10/10/4
Michael Ajavi (Pepperdine) vs. Idaho St., 11/28/23	25	10/5/4
Sky Wicks (Incarnate Word) vs. UTSA, 11/25/23	24	11/5/4
Ishmael Leggett (Pitt) vs. Binghamton, 11/10/23	18	11/5/4
Riley Minix (Morehead St.) vs. CU Harrod., 11/8/23	18	15/5/4

courtesy College Basketball Reference

THREE & D PROFILE

- **Zack Austin** is averaging 6.7 points, 4.3 rebounds, and 1.37 blocks in 23.3 minutes per game. He has scored in double figures six times and grabbed seven or more rebounds on five occasions.
- Austin ranks second on the Panthers squad with 37 blocks and 28 steals.
- The 6-7 forward is the only player to make 60 or more threes and block 60 or more shots in each of the past two seasons. He is one of nine players to accomplish that feat in the past 31 seasons of college basketball. Austin and Shane Battier (Duke) are the only two players to reach the 60/60 mark in multiple seasons.
- Austin has posted 1,077 points, 540 rebounds, 172 blocks, and 150 three-pointers in 90 career games. He is one of 14 players in the NCAA since 1994-95 to register 1,000 points, 500 rebounds, 150 blocks, and 150 threes in a career.
- Austin posted seven rebounds and a season-high four blocks in a win over Jacksonville.
- Austin had 10 points, nine rebounds, one block, and one steal against Florida.
- Austin scored 19 points to go along with eight rebounds and two steals in a win over Oregon State. He was 5-of-9 from the field, including 3-of-6 from three-point range.
- Austin opened ACC play with seven points, seven rebounds, two steals, and two blocks against Clemson.
- Austin came off the bench to post 12 points, five rebounds, and two blocks in a win over South Carolina State.
- Austin delivered 12 points, six rebounds, two assists, one steal, and one block in 21 minutes in a win over Purdue Fort Wayne.
- Austin went 3-of-3 from three-point range and finished with nine points, four rebounds, and a steal in 19 minutes at Syracuse.
- Austin set season highs in points (20), three-pointers (4), assists (3), and steals (4) in a road win over Louisville. He surpassed the 1,000-point mark for his career on a first half three and was 4-of-9 from beyond the arc in the win.

- Austin had 11 points, two steals, and two blocks against No. 11 Duke. He also reached the 500-rebound mark for his career in the game.
- Austin grabbed a season-high 14 rebounds to go along with five blocks and nine points in a win over Virginia Tech. He is just the fifth Pitt player with 10+ rebounds and 5+ blocks in a game since the 2010-11 season.

NCAA • 1,000 PT / 500 REB / 150 3FG / 150 BLK

• Since 1994-95

Player, School (Years)	Pts	Reb	3FG	Blks
Jerald Honeycutt, Tulane (1994-97)	2,209	870	193	163
Shane Battier, Duke (1998-01)	1,984	887	246	254
Ken Horton, C. Conn. St. (2008-12)	1,966	842	158	195
Jake Stephens, Chatt. (2019-22)	1,943	964	240	206
Tyrn Flowers, LIU (2017-22)	1,919	746	283	184
Robert Covington, Tenn. St. (2010-13)	1,748	876	182	150
Elijah Minnie, EMU (2015-19)	1,468	651	208	181
Danny Green, UNC (2006-09)	1,368	590	184	154
Obi Enechionvia, Temple (2015-18)	1,296	613	200	170
Shawn Johnson, Inc. Word (2015-18)	1,237	710	197	150
Mike Bauer, Minnesota (2000-04)	1,168	538	191	157
Luke Kornet, Vanderbilt (2014-17)	1,135	609	150	210
Jannson Williams, ECU (2017-22)	1,134	628	204	222
Zack Austin, Pitt (2021-present)	1,077	540	150	172

courtesy College Basketball Reference

FEDE TWO TIMES

- **Federiko Federiko** is averaging 4.7 points, 5.2 rebounds (2.44 orgp.), and 1.41 blocks in 21.0 minutes per game. He has one double-double and has blocked three or more shots in five games.
- Federiko has two double-figure scoring efforts and is shooting 62.2 percent (51-of-82) from the field. He has grabbed 10 or more rebounds in a game twice this season.
- Federiko ranks among the ACC leaders in blocks (T-6th - 1.41 bpg.) and offensive rebounds (6th - 2.44 orgp.).
- Federiko recorded his second career double-double in the season opener against NC A&T, finishing with 13 points and 10 rebounds to go along with a career-high matching four blocks.
- Federiko had nine points, seven rebounds, and three blocks against FGCU. Six of the seven rebounds came on the offensive end of the floor, and he also had three dunks in the win.
- Federiko went a perfect 3-of-3 from the field and 4-of-4 from the foul line in a 10-point, 5-rebound, 2-assist, 2-block effort in a win over Oregon State.
- Federiko had eight points, five rebounds (four offensive boards), and two steals off the bench against South Carolina State.
- Federiko posted nine points, five rebounds, two assists, and two blocks in a win at No. 7 Duke. He was 4-of-5 from the field with three dunks in the win.
- Federiko tallied five points, seven rebounds, two steals, and three blocks in a win over Wake Forest.
- Federiko grabbed a game-high nine rebounds and added three blocks against Notre Dame.
- Federiko had a game-high 11 rebounds, including a key offensive rebound and putback, with 30 seconds remaining in a win over NC State.
- Federiko posted eight points, eight rebounds, two steals, and a block in a home win over Louisville.

ACC • Offensive Rebound Leaders

Rk	Player, School	ORPG
1.	Norchad Omier, Miami	3.08
2.	Ian Schieffelin, Clemson	2.92
	Armando Bacot, North Carolina	2.92
4.	Brandon Huntley-Hatfield, Louisville	2.67
5.	Harrison Ingram, North Carolina	2.65
6.	Federiko Federiko, Pitt	2.42
	Baye Ndongo, Georgia Tech	2.42

ACC • Blocks Leaders

Rk	Player, School	BPG
1.	Ryan Dunn, Virginia	2.36
2.	Quinten Post, Boston College	1.92
3.	Kyle Filipowski, Duke	1.67
	PJ Hall, Clemson	1.67
	Armando Bacot, North Carolina	1.67
6.	Federiko Federiko, Pitt	1.41
	Andrew Carr, Wake Forest	1.41
8.	Zack Austin, Pitt	1.37
9.	Baye Ndongo, Georgia Tech	1.16
10.	Tafara Gapare, Georgia Tech	1.12
11.	Baba Miller, Florida State	1.11
12.	Maliq Brown, Syracuse	0.96
13.	Robbie Beran, Virginia Tech	0.93
	Devin McGlockton, Boston College	0.93
15.	Guillermo Diaz Graham, Pitt	0.89

JLOWE AT THE POINT

• Freshman **Jaland Lowe** is averaging 8.9 points, 2.6 rebounds, and 2.9 assists in 24.6 minutes per game. He has 12 double-figure scoring games and nine games with four or more assists.

• Lowe is averaging 12.0 points, 3.1 rebounds and 3.3 assists per game in ACC play. 11 of his 12 double-figure scoring games have come in conference play.

• Lowe went 5-of-9 from the field, including 2-of-4 from three-point range, in a 12-point effort against Florida Gulf Coast.

• Lowe had five points and six assists with no turnovers in a win over Jacksonville.

• Lowe went 3-of-4 from the field and scored six points in nine minutes of action at West Virginia.

• Lowe matched season highs with two three-pointers, six assists, and 20 minutes played against South Carolina State.

• Lowe had nine points and four assists with no turnovers in 17 minutes of action at Syracuse.

• Lowe scored 10 points to go along with three rebounds and two assists against No. 8 North Carolina.

• Lowe finished with nine points, a season-high six rebounds, and three assists in his first career start at Louisville.

• Lowe had nine points, two rebounds, two assists, and a steal against No. 11 Duke.

• Lowe set season highs in points (20), field goals (8), field goal attempts (15), and minutes (32) at home against Syracuse. He added three rebounds, three assists, and a steal against the Orange.

• Lowe finished with 17 points, two steals, and six assists with no turnovers in a win at No. 7 Duke. He made a clutch three to put the Panthers up 75-71 with under a minute left to play and also went 3-of-4 from the foul line in the final 16 seconds of action.

• Lowe was named ACC Rookie of the Week (Jan. 22) after averaging 18.5 points and 4.5 assists per game against Syracuse and Duke.

• Lowe scored 12 points to go along with three rebounds, three assists, two steals, and a blocked shot at Georgia Tech.

• Lowe recorded 15 of his 17 points in the final 11 minutes of action to lead a comeback on the road at Miami. He also has a season-best seven rebounds to go along with four assists and a steal against the Hurricanes.

• Lowe had 11 points, four rebounds, and five assists against Notre Dame.

• Lowe matched a season high with 20 points on 7-of-12 shooting from the field and 5-of-5 from the foul line in the road win at NC State.

• Lowe scored nine of his 12 points in the second half of action, while adding four rebounds and two assists in a win at No. 21 Virginia.

• Lowe finished with 10 points, four rebounds, five assists, and two steals in a home win over Louisville.

• Lowe made two threes and totaled 12 points, four rebounds, four assists, and two steals at Wake Forest.

• Lowe finished with 18 points, four rebounds, six assists, and two steals in a win over Virginia Tech. He was 6-of-13 from the field and 5-of-6 from the foul line.

ACC • Freshman Scoring Leaders in League Play

Rk	Player, School	PPG
1.	Markus Burton, Notre Dame	16.5
2.	Jared McCain, Duke	14.5
3.	Baye Ndongo, Georgia Tech	12.1
4.	Jaland Lowe, Pitt	12.0
5.	Carlton Carrington, Pitt	11.9

TORRES GEMELAS

• Twin brothers **Guillermo Diaz Graham** (7-0) and **Jorge Diaz Graham** (6-11) are combining to average 10.3 points and 6.6 rebounds per game.

• Both brothers bypassed the opportunity to play for the Spain U21 team this summer and stayed in Pittsburgh to continue to work on their strength and conditioning. The twins both gained roughly 15 pounds of muscle in the offseason, while continuing to develop their well-rounded skill sets.

GUILLERMO

• Averaging 6.8 points and 4.1 rebounds per game, while shooting 50 percent from the field and 41 percent from three-point range. He has posted six double-figure scoring games and one double-double.

• Scored 12 points on 4-of-5 shooting from the field, including 2-of-3 from three-point range, against Binghamton. He added four rebounds, two steals and a blocked shot.

• Posted his first double-double with 23 points and 10 rebounds to go along with four assists, two steals, and a block against Jacksonville. He went 8-of-10 from the field and 6-of-9 from the foul line in the win.

• Went 6-of-7 from the field, including a career-best 3-of-4 from three-point range, in a 15-point outing at West Virginia.

• Had seven points on 3-of-4 shooting from the field in 21 minutes of action against Canisius.

• Finished with seven points, eight rebounds, four assists, and three blocks in first start of the season against South Carolina State.

• Scored a game-high 13 points to go along with eight rebounds, three assists, two steals, and three blocks against Purdue Fort Wayne.

• Recorded 14 points, five rebounds, two steals and two blocks, while matching a career-best by going 3-of-4 from three-point range at Syracuse.

• Posted 10 points, four rebounds, two steals, and a career-high matching four blocked shots against No. 8 North Carolina.

• Had seven points, eight rebounds, and a career-high five steals against No. 11 Duke.

• Scored 10 of his 12 points in the second half of a road win over Georgia Tech. Went 4-of-5 from the field and 2-of-2 from three-point range against the Yellow Jackets.

• Went 2-of-3 from three-point range and finished with eight points, four rebounds, and a steal in a win at No. 21 Virginia.

• Grabbed eight rebounds, including a career-high six offensive boards, at Wake Forest.

• Went 2-of-3 from three-point range and finished with eight points, three rebounds, and a block in a win over Virginia Tech.

JORGE

• Contributed 3.5 points and 2.5 rebounds in 10.5 minutes per game before undergoing season-ending ankle surgery Feb. 8.

• Scored a career-high 14 points on 5-of-5 shooting from the field, including 3-of-3 from three-point range, in the opener against NC A&T. He added five rebounds and a blocked shot in the win.

• Posted eight points and grabbed six rebounds against Jacksonville.

• Made an impact off the bench at West Virginia finishing with three points, six rebounds, two assists, one block, one steal, and two offensive fouls drawn.

• Went 2-of-3 from the field and finished with five points, two assists, and three steals against Canisius.

• Had four points, four rebounds, three assists, and a steal in a win over South Carolina State.

• Scored eight points with a three-pointer and a 5-of-5 effort from the foul line at Louisville.

RETURNING FROM A REDSHIRT

• Redshirt junior **William Jeffress** returns to the Pitt rotation after missing the 2022-23 season due to a foot injury suffered in late July.

• Jeffress, a versatile defender with great rebounding instincts, used the redshirt season to continue to develop his body and has shown increased athleticism and explosiveness in the offseason.

• Jeffress posted seven points, four rebounds, three steals and a blocked shot in his return against NC A&T.

• Jeffress impacted Pitt's win over FGCU with a strong defensive and rebounding effort. The team was +14 with him on the floor as Jeffress finished with two points, five rebounds, two steals, and a blocked shot.

• Jeffress changed the energy of the West Virginia game with his defensive intensity and rebounding. He finished with a career-high matching nine rebounds to go along with one steal and a blocked shot. Pitt was +22 with Jeffress on the floor as he helped limit Quinn Slazinski to just six second half points after he scored 16 in the opening 20 minutes of action.

• Jeffress went 2-of-2 from three-point range and finished with six points, three rebounds, and a steal against Canisius.

• Jeffress grabbed a career-high 10 rebounds, including four offensive boards, in 21 minutes at Syracuse.

• Jeffress was 3-of-3 from the field and finished with six points, three rebounds, one assist, one steal, and one block at home against Syracuse.

• Jeffress came off the bench to spark the Panthers in the final 10 minutes of action in a home win over Wake Forest. He delivered a momentum changing defensive effort against Efton Reid and also had a key dunk in the final three minutes of action to help secure the win.

CHASING THREE-POINT MARK

• Pitt is chasing its season three-point field goal mark set a year ago. The Panthers are averaging a season-best 9.5 threes per game and have 257 three-pointers on the season.

Pitt • Three-Point Field Goals

Rk	Year	3FG
1.	2022-23	325
2.	2016-17	263
3.	2017-18	258
4.	2023-24	257
5.	2011-12	247

Pitt • Three-Point Field Goals Per Game

Rk	Year	3PG
1.	2023-24	9.5
2.	2022-23	9.0
3.	2017-18	8.1
4.	2016-17	8.0
	1994-95	8.0

RARE AIR WITH WINS AT CAMERON AND JPJ ARENA

• Pitt posted road wins over No. 7 Duke (Cameron Indoor Stadium) and No. 21 Virginia (John Paul Jones Arena) to become the first team in the past 12 seasons to secure wins at both venues. Florida State and North Carolina were the last two teams to accomplish that feat during the 2011-12 season.

• With the win at Virginia, Pitt secured its second consecutive win on the road against a ranked opponent. Pitt last accomplished that feat during the 2010-11 season.

• **Blake Hinson** was the catalyst in the two wins averaging 25.5 points per game, while going 19-of-29 (.655) from the field, including 12-of-20 (.600) from three-point range.

STREAK STOPPERS AT UVA

• Pitt posted a 74-63 win over No. 21 Virginia Feb. 13 to snap the Cavaliers' NCAA-best 23-game home win streak at John Paul Jones Arena.

• **Blake Hinson** scored a game-high 27 points on 11-of-19 shooting from the field (5-of-13 3FG), while the guard trio of **Ishmael Leggett**, **Jaland Lowe**, and **Carlton Carrington** combined for 34 points, 20 rebounds, and 10 assists in the win.

• The Panthers won in Charlottesville for the first time since the 1974 season, snapping a six-game losing skid.

• Pitt snapped Virginia's 48-game home streak of holding ACC opponents under 70 points scored. The Panthers' 74 points scored were the most allowed by Virginia at home this season.

• The Panthers handed Virginia is first loss since Jan. 13 ending an eight-game win streak.

• Pitt made 14 threes in the contest (T-6th most in program history) for the most threes against the Cavaliers since Purdue also made 14 in the 2019 NCAA Tournament Elite Eight.

• The 14 made threes were also the most at John Paul Jones Arena since the 2008 season.

300 AND COUNTING

• Pitt topped Notre Dame, 70-60, Feb. 3, 2024 to record its 300th win all-time at the Petersen Events Center.

• **Blake Hinson** (17 points, 4-of-6 3FG) and **Carlton Carrington** (16 points, 3-of-6 3FG) combined for 33 points and seven three-point field goals to lead the Panthers to the win.

• Pitt scored 58 points on 18-of-31 (.581) shooting from the field, including a 10-of-16 (.625) showing from three-point range over the final 25:45 of game action.

• Pitt became just the eighth program to record 300 or more home wins since the 2002-03 season. The Panthers opened the Petersen Events Center with an 82-67 win over Duquesne Nov. 23, 2002.

SNAPPED RANKED ROAD SKIDS AT NO. 7 DUKE

• Pitt posted an 80-76 win over No. 7 Duke at Cameron Indoor Stadium to snap several skids against ranked opponents.

• The win was Pitt's first win over an AP top 10 opponent since defeating No. 8 Notre Dame, 76-72, on Jan. 31, 2015.

• Pitt posted its first road win over an AP Top 10 team since a 57-54 win at No. 9 Villanova Feb. 12, 2011.

• The Panthers snapped a 24-game road losing streak against ranked opponents, dating back to a 62-52 win over No. 17 Cincinnati Feb. 9, 2013.

• The victory was Pitt's third win at Cameron Indoor Stadium and first in Durham, N.C. since a 71-69 victory on Feb. 10, 1979.

FIRING AWAY FROM THREE

• Pitt set season highs in three-point field goals (16), three-point attempts (38), and three-point percentage (.421) in the Backyard Brawl win over West Virginia.

• **Blake Hinson** set a Pitt single-game threes record, while also matching a WVU Coliseum record, with nine three-pointers in the contest.

• The 16 threes made is tied for the third most in any game and the most in a road game in program history.

Pitt • Three-Point Field Goals in a Game

Rk	Opponent, Date	3FGM
1.	Wake Forest, 1/25/23	18
2.	Louisville, 2/7/23	17
3.	at West Virginia, 12/6/23	16
	Syracuse, 2/25/23	16
	Notre Dame, 1/29/97	16
6.	Louisville, 2/17/24	15
	Jacksonville, 11/17/23	15
7.	11x; last at Virginia, 2/13/24	14

Pitt • Three-Point Attempts in a Game

Rk	Opponent, Date	3FGA
1.	Syracuse, 2/25/23	41
	UT Martin, 11/7/22	41
3.	at West Virginia, 12/6/23	38
4.	Wake Forest, 1/25/23	37
	at Boston College, 2/2/19	37

TOP MARKS IN BIG WIN OVER JACKSONVILLE

• Pitt posted its highest scoring output (107) and largest margin of victory (+51) in a mid-November win over Jacksonville.

• Pitt made 15 three-point field goals, sixth most in program history, while also holding Jacksonville to just 1-of-15 (.067) shooting from beyond the arc.

• Pitt grabbed 50 or more rebounds for the third time in four games finishing the night with a 51-29 edge on the glass, including a 19-3 advantage in offensive rebounds.

Pitt • Largest Scoring Margin

Rk	Opponent, Date	Score	Margin
1.	Indiana [Pa.], 11/29/86	108-49	+59
2.	Ohio Wesleyan, 12/6/71	103-48	+55
3.	Army, 1/26/29	69-16	+53
	Central Arkansas, 12/6/15	100-47	+53
5.	Savannah State, 12/1/01	87-35	+52
6.	Jacksonville, 11/17/23	107-56	+51
	Cleveland State, 2/14/74	106-55	+51
8.	Bethune-Cookman, 12/15/12	89-40	+49
	Indiana [Pa.], 11/30/85	94-45	+49
10.	NC A&T, 11/6/23	100-52	+48
	Brown, 12/28/95	95-47	+48
	Buffalo State, 2/18/76	99-51	+48

OUTSTANDING IN THE OPENER

• Pitt delivered a dominating performance in the season opener with a 100-52 win over NC A&T. The 100-point effort was the sixth all-time at the Petersen Events Center and marked the seventh time Pitt has hit the century mark in the season opener.

• The Panthers posted a 58-28 rebounding advantage, tied for the eighth largest edge in program history.

• Pitt held the Aggies to 27.1 percent (19-of-70) shooting from field, including a 5-of-35 (.143) effort in the opening half.

• The 100-point effort is the second most points scored by the Panthers under **Jeff Capel** with the 48-point scoring margin also the second largest of the Capel era (T-10th largest in program history).

100+ Point Games at Petersen Events Center

Opponent, Date	Result
NC A&T, 11/6/23	W, 100-52
Marshall, 12/28/16	W, 112-106
Wake Forest (2OT), 2/16/16	W, 101-96
Central Arkansas, 12/6/15	W, 100-47
Houston Baptist, 11/9/07	W, 103-62
Notre Dame, 1/4/06	W, 100-98

100+ Point Games in Season Openers

Opponent, Date	Result
NC A&T, 11/6/23	W, 100-52
Houston Baptist, 11/9/07	W, 103-62
Youngstown State, 11/27/93	W, 112-66
Siena, 11/28/89	W, 111-89
IUP, 11/29/86	W, 108-49
St. Francis [Pa.], 11/26/84	W, 104-88
vs. Rio Grande, 11/29/78	W, 107-82

SUCCESS WHEN SCORING 80+

• Pitt is 34-2 under Jeff Capel when reaching the 80-point mark in a game, including a 10-0 mark during the 2023-24 season.

Pitt • 80-Point Games Under Jeff Capel

Opponent, Date	Result
Louisville, 2/17/24	W, 86-59
at No. 7 Duke, 1/20/24	W, 80-76
at Louisville, 1/6/24	W, 83-70
South Carolina State, 12/16/23	W, 86-50
Canisius, 12/9/23	W, 82-71
at West Virginia, 12/6/23	W, 80-63
Jacksonville, 11/17/23	W, 107-56
FGCU, 11/13/23	W, 86-74
Binghamton, 11/10/23	W, 89-60
NC A&T, 11/6/23	W, 100-52
vs. Georgia Tech, 3/8/23	W, 89-81
at Notre Dame, 3/1/23	L, 88-81
Syracuse, 2/25/23	W, 99-82
at Florida State, 2/11/23	W, 83-75
Louisville, 2/7/23	W, 91-57
Wake Forest, 1/25/23	W, 81-79
at Syracuse, 12/20/22	W, 84-82
North Florida, 12/17/22	W, 82-56
Sacred Heart, 12/10/22	W, 91-66
at Northwestern, 11/28/22	W, 87-58
William & Mary, 11/25/22	W, 80-64
FDU, 11/22/22	W, 83-61
UT Martin, 11/7/22	W, 80-58
Virginia Tech, 2/3/21	W, 83-72
Syracuse, 1/13/21	W, 96-76
Northern Illinois, 12/5/20	W, 89-59
Drexel, 11/28/20	W, 83-74
vs. Wake Forest, 3/10/20	W, 81-72
Canisius, 12/30/19	W, 87-79
vs. Boston College, 3/12/19	W, 80-70
at NC State, 1/12/19	L, 86-80
Louisville, 1/9/19	W, 89-86 OT
New Orleans, 12/20/18	W, 99-57
Central Arkansas, 11/15/18	W, 97-71
Troy, 11/12/18	W, 84-75
VMI, 11/9/18	W, 94-55

NEW HEIGHTS

• Guillermo Diaz Graham is the fourth seven-footer in program history, joining Steven Adams, Aaron Gray, and Mark Blount. Jorge Diaz Graham and Federiko Federiko are tied for the fifth tallest players in program history at 6-11. Pitt has now had 13 players listed at 6-11 or taller. • Pitt has four players 6-10 or taller on the roster for just the second time in program history.

Pitt • Most Players 6-10 or Taller

Season	Player	HT
2023-24	Guillermo Diaz Graham	7-0
	Federiko Federikio	6-11
	Jorge Diaz Graham	6-11
	Papa Amadou Kante	6-10
2003-04	Aaron Gray	7-0
	Mark McCarroll	6-10
	Chris Taft	6-10
	Toree Morris	6-10

Pitt • 6-11 or Taller Players

Player, Years	Height	PPG	RPG
Guillermo Diaz Graham, 2022-p.	7-0	5.0	3.6
Steven Adams, 2012-13	7-0	7.2	6.3
Aaron Gray, 2003-07	7-0	9.8	7.0
Mark Blount, 1995-97	7-0	6.4	5.0
Jorge Diaz Graham, 2022-p.	6-11	3.1	2.3
Federiko Federiko, 2022-p.	6-11	5.8	5.3
Eric Mobley, 1991-94	6-11	10.2	6.8

Ed Scheuermann, 1976-81	6-11	5.4	4.1
Scott Stephens, 1973-75	6-11	0.5	0.7
Gerald Jordan, 1995-97	6-11	8.3	6.2
Malcolm Gilbert, 2011-12	6-11	0.5	0.8
Gary McGhee, 2007-11	6-11	4.5	4.7
Rozelle Nix, 2015-16	6-11	1.4	2.6

NCAA • KenPom.com Average Height (inches)

Rk	School	Avg. HT
1.	Florida State	79.3
	Washington State	79.3
3.	Santa Clara	79.2
4.	Utah	79.0
	Indiana	79.0
7.	USC	78.9
	Kansas	78.9
8.	Pitt	78.8
	Illinois	78.8

HOME COURT ADVANTAGE

• Pitt has compiled a 301-91 (.768) record, including a 175-18 (.907) ledger in non-conference play, at the Petersen Events Center. • Pitt is 28-29 (.491) versus teams ranked in the top 25 of the AP Poll at the Petersen Events Center, with a 14-10 (.583) mark against top-10 teams and a 9-4 (.692) ledger versus teams ranked in the top-5.

NCAA • Homecourt Wins since 2002-03 Season

Rk	Team	Wins
1.	Kansas	341
2.	Memphis	324
3.	Duke	323
4.	Kentucky	319
5.	Syracuse	315
6.	Creighton	308
7.	Wisconsin	305
8.	Pitt	302
	Michigan State	302
10.	Gonzaga	301

as of Feb. 25

INTERNATIONAL INFLUENCE

• Pitt's 2023-24 roster features four international prospects, third most in program history, in Papa Amadou Kante (Senegal), Guillermo Diaz Graham (Spain), Jorge Diaz Graham (Spain), and Federiko Federiko (Finland).

• The Diaz Graham twins are Pitt's first pair of players out of Spain, while Federiko is the program's first prospect from Finland.

Pitt • All-Time International Players

Player, Year	Country
Papa Amadou Kante, 2023-p.	Senegal
Guillermo Diaz Graham, 2022-p.	Spain
Jorge Diaz Graham, 2022-p.	Spain
Federiko Federiko, 2022-p.	Finland
Max Amadasun, 2020-22	Ireland
Abdoul Karim Coulibaly, 2019-21	Mali
Sidy N'Dir, 2018-19	France
Marcus Carr 2017-18	Canada
Kene Chukwuka 2017-20	Sweden
Samson George 2017-20	Nigeria
Peace Ilegomah 2017-19	Nigeria
Shamuel Stevenson 2017-19	Canada
Rafael Maia 2015-16	Brazil
Joseph Uchebo 2013-15	Nigeria
Steven Adams 2012-13	New Zealand
Khem Birch 2011-12	Canada
Talib Zanna 2009-14	Nigeria
Dwight Miller 2008-10	Bahamas

Doyle Hudson 2005-07	Bahamas
Levon Kendall 2002-07	Canada
Zelimir Stevanovic 2000-01	Yugoslavia
Donatas Zavackas 1999-03	Lithuania
Sotinis Aggelou 1993-95	Greece
Dominick Dumancic 1990-92	Yugoslavia

Pitt • Most International Players on a Roster

Rk	Year	Total
1.	2017-18	5
	* 2018-19	5
3.	2023-24	4
4.	2022-23	3
	2019-20	3
6.	8x; last 2013-14	2

* two international prospects transferred mid-year

FATHER-SON COACH COMBOS

• Jeff Capel is one of 19 sons of former Division I head coaches serving in the same capacity in the NCAA this season.

Father-Son Division I Head Coach Combos

Father	Son (School)
Tony Barone, Sr.	Brian Barone (SIUE)
Dick Bennett	Tony Bennett (Virginia)
Jeff Capel II	Jeff Capel III (Pitt)
Homer Drew	Scott Drew (Baylor)
	Bryce Drew (Grand Canyon)
Jim Dutcher	Brian Dutcher (San Diego State)
Lon Kruger	Kevin Kruger (UNLV)
Don Monson	Dan Monson (Long Beach State)
Bill Musselman	Eric Musselman (Arkansas)
Dave Odom	Ryan Odom (VCU)
Rick Pitino	Richard Pitino (New Mexico)
Skip Prosser	Mark Prosser (Winthrop)
Ralph Willard	Kevin Willard (Maryland)

BROTHER COMBOS

• Twin brothers Guillermo Diaz Graham and Jorge Diaz Graham are the ninth set of brothers to play at Pitt. They are just the second set of brothers to play on the same team.

Pitt Brother Combos

Brother (Years)	Brother (Years)
Guillermo Diaz Graham (2022-p.)	Jorge Diaz Graham (2022-p.)
Orlando Antiqua (1991-95)	Oliver Antiqua (1995-98)
Billy Knight (1971-74)	Terry Knight (1974-79)
Robert Caldwell (1964-67)	Michael Caldwell (1968-71)
Brian Generalovich (1961-64)	Nick Generalovich (1964-66)
Steve Zernich (1941-43)	Wally Zernich (1943-47)
Thomas Lawry (1930-32)	Edward Lawry (1939)
Stephen Wroblewski (1926-28)	Alphonse Wroblewski (1928-30)

NCAA • 2023-24 Brother Combos

Brothers	School
Guillermo and Jorge Diaz Graham ^	Pitt
Taran and Tre Armstrong	California Baptist
Chase and Dillon Hunter	Clemson
Precious and Promise Idiaru^	Kansas City
Milos and Veljko Ilic	Loyola-Maryland
Amhad and Armon Jarrard	IUPUI
Braden and Shae Korpela^	Washington State
Keyshaun and Kobe Langley^	UNCC
Ashton and Jayden Hardaway	Memphis
Connor and Patrick McCaffery	Iowa
Kareem and Kaseem Watson^	CSU Bakersfield
Jarron and Jariyon Wilkens^	Southern
Lamar and Shamar Wright^	SIUE

^ denotes twins

CUMMINGS & NDIAYE SIGN NLIs

- Pitt signed **Brandin Cummings** and **Amdy Ndiaye** during the November signing period.
- Cummings, a four-star guard prospect from nearby Lincoln Park High School, was a Pittsburgh Post-Gazette Fab 5 and 4A Co-Player of the Year selection after averaging 23.1 points, 3.3 rebounds, and 2.3 assists per game as a junior. He made 75 three-point field goals while helping the Leopards to WPIAL and PIAA Class 4A titles a year ago. Cummings, the younger brother of Pitt standout Nelly Cummings, enters his senior season at Lincoln Park with 1,482 points and 186 three-pointers in his career.
- Ndiaye, a three-star prospect currently playing a prep year at Putnam Science Academy, was a NYSSWA All-State selection last season after helping Long Island Lutheran to a 24-3 record, including a 10-2 mark in the National Interscholastic Basketball Conference. The 6-10, 215-pound forward averaged 8.4 points, 6.1 rebounds, and 1.2 blocks per game in conference play as LUHI finished the year ranked No. 3 nationally. Ndiaye, a versatile, high-ceiling player with the ability to impact the game on both ends of the floor, also shot 35 percent from three-point range a year ago.

THE OAKLAND ZOO

- Pitt has one of the top student sections in the country in the Oakland Zoo. The student section has been expanded this season to accommodate 2,000 Oakland Zoo members.
- The Oakland Zoo has the best seats in the house at the Petersen Events Center filling the lower bowl outside of 75 opponent tickets behind the visiting team bench as required by league rules.
- Student ticket claims are made 5-7 days in advance of games. Pitt sold over 3,800 Gold Passes (Men's Basketball and Football season tickets) this season.
- The Oakland Zoo set an all-time attendance mark with 2,750 student tickets out for a Tuesday, Jan. 2 games against the Blue Devils.

CAPEL'S CORNER

- Through the generous support of the Vartabedian Family, Capel's Corner has been established in section 113 of the Petersen Events Center. Capel's Corner is an outreach effort to provide underserved youth and their families the opportunity to attend Pitt Basketball games. Tickets are being distributed through Pitt Athletics' relationship with the Ammon Community Recreation Center in the Hill District. Former Pitt standout Darelle Porter serves as one of the community leaders and as an executive director at the Ammons Center. Contact the Panthers Ticket Office via email (tickets@athletics.pitt.edu) if you are interested in supporting the Capel's Corner initiative.

PRESEASON ACC PROJECTIONS

- Pitt was picked to finish ninth in the Atlantic Coast Conference, while **Blake Hinson** was tabbed a Preseason Second Team All-ACC selection, as voted upon by the league's voting panel in October.

2022-23 ACC Predicted Order of Finish

Rk	School	Points
1.	Duke	757 (44)
2.	Miami	693 (5)
3.	North Carolina	670 (1)
4.	Virginia	593 (1)
5.	Clemson	570
6.	Wake Forest	440
7.	NC State	420
8.	Virginia Tech	390
9.	Pitt	380
10.	Syracuse	321
11.	Florida State	294
12.	Boston College	227
13.	Georgia Tech	157
14.	Louisville	108
15.	Notre Dame	100

First-place votes in parentheses; 51 total

PITT-DUKE PARTNER FOR INAUGURAL HOOPS4ALS GAMES

- The Pitt and Duke Men's Basketball programs partnered to announce the inaugural "Hoops4ALS" games, played Jan. 9 (Petersen Events Center) and Jan. 20 (Cameron Indoor Stadium).
- Hoops4ALS is a group dedicated to uniting basketball coaches, players, and fans to raise awareness for Amyotrophic Lateral Sclerosis (ALS) – also known as Lou Gehrig's Disease – and promote research and advocacy to help those dealing with this fatal disease and to support those working to find a cure.
- The Hoops4ALS committee, made up of Pitt head coach Jeff Capel III, Tom Haberstroh, P.J. Murphy, Chuck Haberstroh, Kate Fagan, Adam Wilson, Gary Godfrey and Marc J. Spears, have partnered with the ALS Therapy Development Institute (ALS TDI) to support their work to discover and develop effective ALS treatments. As the world's foremost discovery lab focused solely on ALS, ALS TDI collaborates with top researchers from around the world, including those at Duke's ALS Clinic and the University of Pittsburgh's ALS-MDA Center.

- For each of the Hoops4ALS basketball games, both the Pitt and Duke Men's Basketball teams wore Hoops4ALS warmup shirts pregame and both coaching staffs, managers and other basketball personnel wore 'Hoops4ALS' pins. Both venues featured in-house announcements and scoreboard display with an ALS TDI fundraising appeal, while ALS patients, caregivers and researchers were recognized on court during a timeout.
- In addition to the fundraising initiative, the Pitt and Duke men's basketball programs came together to honor and pay tribute to those fighting ALS and those we have lost to the disease in the basketball community. In 2017, Jeff Capel Jr., a legendary coach in the basketball community, passed away due to complications related to ALS at the age of 64 while Capel III was an assistant coach at Duke.

TBT COMING TO PEC

- The Basketball Tournament (TBT), the 64-team, \$1 million winner-take-all event, announced today that the University of Pittsburgh and Petersen Events Center will host a TBT regional for the first time in 2024.
- The regional will be headlined by Pitt alumni team Zoo Crew, whose roster will feature former Panthers legends Jamel Artis and Jamarius Burton.
- Pittsburgh Regional games will be played at the Petersen Events Center from July 19-24. Zoo Crew will be joined in the regional by seven other teams hoping to emerge one step closer to TBT's \$1M grand prize. The Pittsburgh Regional is set to include Best Virginia, the West Virginia alumni team, as well as Happy Valley Hoopers, the Penn State alumni team.
- Since TBT began in 2014, it has awarded more than \$13M in prize money, and has been viewed in more than 180 countries around the world. Alumni teams have won TBT's championship in four of the past five summers, with teams representing Ohio State, Marquette, Syracuse, and the University of Buffalo taking home the \$1M prize between 2019-2022.
- Tickets for the 2024 Pittsburgh Regional will go on sale at a later date. To be the first to secure tickets for the event, fans can sign up for TBT's waitlist at www.thetournament.com/tbt/tickets/.

HOOPS4ALS



JOIN US IN THE FIGHT TO END ALS

Scan code or visit als.net/pittduke

2023-24 PITT MEN'S BASKETBALL ROSTER

Numerical

NO	NAME	POS	HT	WT	CL-EXP	HOMETOWN (HIGH SCHOOL / PREVIOUS COLLEGE)
2	Blake Hinson	F	6-7	235	SR-1L	Deltona, Fla. (Sunrise Christian Academy {Kan.}) / Mississippi / Iowa State
4	Papa Amadou Kante	F	6-10	215	FR-HS	Dakar, Senegal (South Kent Prep)
5	Ishmael Leggett	G	6-3	195	JR-TR	Prince George's County, Md. (St. John's College / Rhode Island)
7	Carlton Carrington	G	6-4	180	FR-HS	Baltimore, Md. (St. Frances Academy)
11	Marlon Barnes, Jr.	F	6-6	180	FR-HS	Cleveland, Ohio (Brush)
12	KJ Marshall	G	5-10	175	SR-2L	Reading, Pa. (Trinity Christian Academy [N.C.] / Mars Hill)
13	Benjamin Mayhew	F	6-4	180	FR-HS	Wilkinsburg, Pa. (Propel Braddock Hills)
15	Jaland Lowe	G	6-2	170	FR-HS	Missouri City, Texas (Fort Bend Marshall)
21	Vason Stevenson	F	6-3	190	SO-1L	McKees Rocks, Pa. (Montour)
24	William Jeffress	F	6-7	205	R-JR-3L	Erie, Pa. (McDowell)
25	Guillermo Diaz Graham	F	7-0	205	SO-1L	Canary Islands, Spain (IMG Academy Academics [Fla.])
31	Jorge Diaz Graham	F	6-11	190	SO-1L	Canary Islands, Spain (IMG Academy Academics [Fla.])
33	Federiko Federiko	C	6-11	220	JR-1L	Helsinki, Finland (First Love Academy [Pa.]) / Northern Oklahoma
44	Jajuan Nelson	F	6-7	215	FR-HS	Philadelphia, Pa. (String Theory Charter)
55	Zack Austin	F	6-6	205	R-JR-TR	Winston-Salem, N.C. (Moravian Prep / High Point)

Alphabetical

NO	NAME	POS	HT	WT	CL-EXP	HOMETOWN (HIGH SCHOOL / PREVIOUS COLLEGE)
55	Zack Austin	F	6-6	205	R-JR-TR	Winston-Salem, N.C. (Moravian Prep / High Point)
11	Marlon Barnes, Jr.	F	6-6	180	FR-HS	Cleveland, Ohio (Brush)
7	Carlton Carrington	G	6-4	180	FR-HS	Baltimore, Md. (St. Frances Academy)
25	Guillermo Diaz Graham	F	7-0	205	SO-1L	Canary Islands, Spain (IMG Academy Academics [Fla.])
31	Jorge Diaz Graham	F	6-11	190	SO-1L	Canary Islands, Spain (IMG Academy Academics [Fla.])
33	Federiko Federiko	C	6-11	220	JR-1L	Helsinki, Finland (First Love Academy [Pa.]) / Northern Oklahoma
2	Blake Hinson	F	6-7	235	SR-1L	Deltona, Fla. (Sunrise Christian Academy {Kan.}) / Mississippi / Iowa State
24	William Jeffress	F	6-7	205	R-JR-3L	Erie, Pa. (McDowell)
4	Papa Amadou Kante	F	6-10	215	FR-HS	Dakar, Senegal (South Kent Prep)
5	Ishmael Leggett	G	6-3	195	JR-TR	Prince George's County, Md. (St. John's College / Rhode Island)
15	Jaland Lowe	G	6-2	170	FR-HS	Missouri City, Texas (Fort Bend Marshall)
12	KJ Marshall	G	5-10	175	SR-2L	Reading, Pa. (Trinity Christian Academy [N.C.] / Mars Hill)
13	Benjamin Mayhew	F	6-4	180	FR-HS	Wilkinsburg, Pa. (Propel Braddock Hills)
44	Jajuan Nelson	F	6-7	215	FR-HS	Philadelphia, Pa. (String Theory Charter)
21	Vason Stevenson	F	6-3	190	SO-1L	McKees Rocks, Pa. (Montour)

Pitt Staff

Head Coach: Jeff Capel (Duke, '97)
Associate Head Coach: Tim O'Toole (Fairfield, '87)
Associate Head Coach: Milan Brown (Howard, '93)
Assistant Coach: Jason Capel (North Carolina, '02)
Chief of Staff / Assistant Coach: Kyle Cieplicki (Vermont, '08)
Director of Player and Alumni Development / Assistant Coach: Gilbert Brown, Pitt '11
Assistant AD of Scouting: Billy Hubly (Univ. of St. Francis [Ill.], '12)
Director of Basketball Operations: Brian Regan (St. Vincent College, '88)
Assistant Director Recruiting / Video: Robert Blose (Pitt, '21)
Strength & Conditioning Coach: Vincent Williams (Towson, '11)
Athletic Trainer: Daniel Anthony (Missouri State, '11)

Pronunciation

Papa AMADOU KANTE	Ahm-a-do Con-tee
GUILLERMO Diaz Graham	Ghee-air-mo
JORGE Diaz Graham	Hor-Hay
William JEFFRESS	Jeff-ress
JALAND Lowe	Jay-lend
JAJUAN Nelson	Ja-wawn
VASON Stevenson	Vayson

TV / RADIO HEAD SHOT ROSTER



Blake Hinson
F • SR-TR • 6-8 • 230
Deltona, Fla.




Papa Amadou Kante
F • FR-HS • 6-10 • 235
Dakar, Senegal



Ishmael Leggett
G • JR-TR • 6-3 • 185
Prince George's County, Md.



Carlton Carrington
G • FR-HS • 6-5 • 190
Baltimore, Md.




Marlon Barnes, Jr.
F • FR-HS • 6-6 • 190
Cleveland, Ohio



KJ Marshall
G • SR-2L • 5-10 • 175
Reading, Pa.



Jaland Lowe
G • FR-HS • 6-3 • 170
Missouri City, Texas



Vason Stevenson
F • SO-1L • 6-3 • 190
McKees Rocks, Pa.



William Jeffress
F • R-JR-3L • 6-7 • 210
Erie, Pa.



**Guillermo
Diaz Graham**
F • SO-1L • 7-0 • 220
Canary Islands, Spain



**Jorge
Diaz Graham**
F • SO-1L • 6-11 • 210
Canary Islands, Spain



Federiko Federiko
C • JR-1L • 6-11 • 225
Helsinki, Finland



Zack Austin
F • R-JR-TR • 6-7 • 210
Winston-Salem, N.C.



Jeff Capel
Head Coach



Tim O'Toole
Associate Head Coach




Milan Brown
Associate Head Coach




Jason Capel
Assistant Coach



Kyle Cieplicki
Chief of Staff / Assistant
Coach



Gilbert Brown
Director of Player &
Alumni Development /
Assistant Coach



Billy Hubly
Assistant AD / Scouting




Brian Regan
Director of Operations



Robert Blose
Strength & Conditioning
Coach



Vincent Williams
Strength & Conditioning
Coach



Daniel Anthony
Athletic Trainer



BLAKE HINSON | #2

SR-1L • F • 6-8 • 230
Deltona, Fla. • Sunrise Christian Acad. / Mississippi / Iowa State



Opponent	Date	GS	MIN	Total		3-Pointers		Free throws		Rebounds				PF	A	TO	BLK	STL	PTS	AVG
				FG-FGA	PCT	3FG-3FGA	PCT	FT-FTA	PCT	OFF	DEF	TOT	AVG							
N.C. A&T	11/06/2023	*	20:56	5-11	.455	2-5	.400	1-2	.500	3	5	8	8.0	2	2	0	0	0	13	13.0
Binghamton	11/10/2023	*	23:43	8-14	.571	4-9	.444	6-7	.857	1	3	4	6.0	1	0	1	0	1	26	19.5
FGCU	11/13/2023	*	30:20	6-15	.400	3-10	.300	3-6	.500	1	4	5	5.7	2	0	2	0	1	18	19.0
Jacksonville	11/17/2023	*	20:13	7-16	.438	4-9	.444	7-9	.778	2	4	6	5.8	1	1	0	0	0	25	20.5
vs Florida	11/22/2023	*	36:17	5-15	.333	3-9	.333	3-7	.429	1	2	3	5.2	2	2	1	0	1	16	19.6
vs Oregon St.	11/24/2023	*	32:00	6-17	.353	3-11	.273	2-3	.667	2	0	2	4.7	2	2	1	0	1	17	19.2
Missouri	11/28/2023	*	38:41	7-12	.583	5-8	.625	3-6	.500	0	5	5	4.7	1	1	0	0	0	22	19.6
Clemson	12/03/2023	*	34:14	9-16	.563	6-10	.600	3-6	.500	2	4	6	4.9	3	2	3	0	0	27	20.5
at West Virginia	12/06/2023	*	34:37	10-19	.526	9-15	.600	0-0	.000	1	6	7	5.1	3	0	1	0	0	29	21.4
Canisius	12/09/2023	*	36:41	8-13	.615	3-4	.750	7-7	1.000	1	4	5	5.1	3	0	1	0	0	26	21.9
South Carolina St.	12/16/2023	*	27:52	7-10	.700	3-4	.750	2-2	1.000	0	0	0	4.6	0	1	1	0	2	19	21.6
Purdue Fort Wayne	12/20/2023	*	32:12	2-10	.200	0-4	.000	1-2	.500	1	9	10	5.1	1	2	2	0	0	5	20.3
at Syracuse	12/30/2023	*	37:42	3-12	.250	1-7	.143	4-7	.571	1	3	4	5.0	5	0	3	0	1	11	19.5
North Carolina	01/02/2024	*	31:08	4-16	.250	2-11	.182	1-3	.333	0	4	4	4.9	3	0	1	0	0	11	18.9
at Louisville	01/06/2024	*	34:14	5-14	.357	3-9	.333	8-8	1.000	2	1	3	4.8	3	0	3	0	1	21	19.1
Duke	01/09/2024	*	29:08	3-8	.375	3-7	.429	0-1	.000	0	2	2	4.6	2	0	0	1	1	9	18.4
Syracuse	01/16/2024	*	34:18	4-17	.235	2-11	.182	2-3	.667	0	8	8	4.8	3	0	2	0	1	12	18.1
at Duke	01/20/2024	*	36:42	8-10	.800	7-7	1.000	1-2	.500	1	7	8	5.0	4	0	2	0	0	24	18.4
at Georgia Tech	01/23/2024	*	31:56	3-8	.375	1-4	.250	2-2	1.000	0	6	6	5.1	4	1	2	1	0	9	17.9
at Miami (FL)	01/27/2024	*	38:57	8-19	.421	4-12	.333	1-4	.250	3	6	9	5.3	1	0	0	1	1	21	18.1
Wake Forest	01/31/2024	*	36:20	6-10	.600	2-4	.500	3-4	.750	0	2	2	5.1	2	0	1	0	0	17	18.0
Notre Dame	02/03/2024	*	38:44	4-7	.571	4-6	.667	5-7	.714	0	4	4	5.0	1	0	4	0	0	17	18.0
at NC State	02/07/2024	*	36:38	5-13	.385	3-10	.300	3-4	.750	1	3	4	5.0	1	2	1	0	1	16	17.9
at Virginia	02/13/2024	*	36:54	11-19	.579	5-13	.385	0-0	.000	1	3	4	5.0	1	2	0	0	1	27	18.3
Louisville	02/17/2024	*	33:59	14-24	.583	9-13	.692	4-5	.800	1	4	5	5.0	1	0	1	0	0	41	19.2
at Wake Forest	02/20/2024	*	30:55	3-10	.300	1-5	.200	3-5	.600	4	3	7	5.0	4	1	2	0	1	10	18.8
Virginia Tech	02/24/2024	*	40:00	6-15	.400	3-8	.375	7-10	.700	0	3	3	5.0	3	2	2	0	0	22	18.9
Totals		27	895:21	167-370	.451	95-225	.422	82-122	.672	29	105	134	5.0	59	21	37	3	14	511	18.9

				Field Goals		3-Point		F-Throws		Rebounds				Scoring						
SEASON	TEAM	GP-GS	MIN/AVG	FG-FGA	FG%	3FG-3FGA	3FG%	FT-FTA	FT%	OFF	DEF	TOT	AVG	PF-FO	A	TO	BLK	STL	PTS	AVG
2018-19	OM	32-31	768/24.0	88-217	.406	46-132	.348	42-57	.737	23	71	94	2.9	91-2	36	28	9	15	264	8.3
2019-20	OM	28-27	872/31.1	97-245	.396	45-141	.319	45-64	.703	34	95	129	4.6	89-3	39	62	9	16	284	10.1
2022-23	UP	36-35	1142/31.7	181-423	.428	97-255	.380	91-134	.679	52	165	217	6.0	105-4	43	60	19	23	550	15.3
2023-24	UP	27-27	895/33.2	167-370	.451	95-225	.422	82-122	.672	29	105	134	5.0	59-1	21	37	3	14	511	18.9
TOTAL FOR UP		63-62	2038/32.3	348-793	.439	192-480	.400	173-256	.676	81	270	351	5.6	164-5	64	97	22	37	1061	16.8
TOTAL		123-120	3678/29.9	533-1255	.425	283-753	.376	260-377	.690	138	436	574	4.7	344-10	139	187	40	68	1609	13.1

CAREER HIGHS

Points	41, Louisville, 2/17/24	2023-24	Career
FG	14, Louisville, 2/17/24	1	1
FGA	24, Louisville, 2/17/24	1	1
3FG	9, 2x; last Louisville, 2/17/24	12	23
3FGA	17, Syracuse, 2/25/23	24	78
FT	9, CSU Bakersfield, 12/7/19	1	8
FTA	12, CSU Bakersfield, 12/7/19	-	6
Rebounds	13, 3x; last at Notre Dame, 3/1/23	14	55
Off. Rebounds	6, at Northwestern, 11/28/22	-	12
Def. Rebounds	11, at Notre Dame, 3/1/23	1	8
Assists	5, at Northwestern, 11/28/22	19	48
Steals	4, Alabama State, 11/20/22	6	12
Blocks	2, 4x; last vs. Miami (FL), 1/28/23	19	63
Minutes	49, Auburn, 1/28/20		
40+ Point Games		1	
30+ Point Games		1	
20+ Point Games		12	
Double-Figure Points		24	
Double-Figure Rebounds		1	
Double-Doubles		-	
5 or more Rebounds		14	
3 or more Assists		-	
2 or more Steals		1	
3 or more 3FGs		19	
5 or more 3FGs		6	
30+ Minutes		19	



ISHMAEL LEGGETT | #5



JR-TR • G • 6-3 • 185
Prince George's County, Md. • St. John's College / Rhode Island

Opponent	Date	GS	MIN	Total		3-Pointers		Free throws		Rebounds				PF	A	TO	BLK	STL	PTS	AVG
				FG-FGA	PCT	3FG-3FGA	PCT	FT-FTA	PCT	OFF	DEF	TOT	AVG							
N.C. A&T	11/06/2023	*	24:54	4-7	.571	1-2	.500	2-2	1.000	2	3	5	5.0	2	2	2	0	0	11	11.0
Binghamton	11/10/2023	*	27:12	6-14	.429	1-1	1.000	5-6	.833	4	7	11	8.0	1	5	3	0	4	18	14.5
FGCU	11/13/2023	*	36:17	6-12	.500	0-3	.000	5-7	.714	0	7	7	7.7	0	5	0	0	2	17	15.3
Jacksonville	11/17/2023	*	22:57	4-11	.364	2-4	.500	4-4	1.000	3	6	9	8.0	1	4	1	0	1	14	15.0
vs Florida	11/22/2023	*	35:12	7-20	.350	3-8	.375	2-2	1.000	3	6	9	8.2	4	1	4	0	2	19	15.8
vs Oregon St.	11/24/2023	*	31:55	6-12	.500	1-4	.250	2-2	1.000	3	4	7	8.0	1	3	1	1	1	15	15.7
Missouri	11/28/2023	*	32:10	1-8	.125	0-5	.000	8-8	1.000	1	6	7	7.9	2	3	6	0	2	10	14.9
Clemson	12/03/2023	*	33:54	6-11	.545	1-3	.333	4-4	1.000	0	2	2	7.1	4	0	0	1	0	17	15.1
at West Virginia	12/06/2023	*	20:44	3-7	.429	0-2	.000	4-4	1.000	0	2	2	6.6	2	0	0	0	0	10	14.6
Canisius	12/09/2023	*	36:01	5-9	.556	3-5	.600	0-1	.000	1	4	5	6.4	0	5	1	0	1	13	14.4
South Carolina St.	12/16/2023	*	26:34	5-10	.500	0-2	.000	4-5	.800	1	5	6	6.4	2	5	2	2	3	14	14.4
Purdue Fort Wayne	12/20/2023	*	30:08	3-11	.273	1-3	.333	2-2	1.000	2	4	6	6.3	1	3	3	0	2	9	13.9
at Syracuse	12/30/2023	*	29:03	2-10	.200	0-2	.000	1-2	.500	1	2	3	6.1	1	0	0	0	0	5	13.2
North Carolina	01/02/2024	*	32:21	2-6	.333	0-0	.000	0-0	.000	3	5	8	6.2	1	1	0	0	0	4	12.6
Duke	01/09/2024		14:15	1-5	.200	0-1	.000	0-0	.000	0	0	0	5.8	1	1	0	0	0	2	11.9
Syracuse	01/16/2024		16:47	3-6	.500	2-2	1.000	0-0	.000	3	1	4	5.7	2	1	2	1	0	8	11.6
at Duke	01/20/2024		27:08	5-10	.500	0-1	.000	1-3	.333	1	3	4	5.6	1	2	3	0	3	11	11.6
at Georgia Tech	01/23/2024		28:18	4-11	.364	1-2	.500	5-6	.833	0	4	4	5.5	1	1	1	1	0	14	11.7
at Miami (FL)	01/27/2024		31:14	5-12	.417	3-6	.500	1-2	.500	0	4	4	5.4	2	3	1	0	2	14	11.8
Wake Forest	01/31/2024		31:14	9-16	.563	4-6	.667	0-1	.000	3	2	5	5.4	1	2	0	0	3	22	12.4
Notre Dame	02/03/2024		32:24	4-8	.500	0-2	.000	4-5	.800	2	3	5	5.4	1	2	2	0	1	12	12.3
at NC State	02/07/2024		30:29	3-8	.375	0-3	.000	2-2	1.000	2	4	6	5.4	1	1	2	0	1	8	12.1
at Virginia	02/13/2024		29:14	2-11	.182	2-5	.400	7-8	.875	4	4	8	5.5	3	2	1	0	3	13	12.2
Louisville	02/17/2024		19:02	4-7	.571	2-4	.500	0-0	.000	0	3	3	5.4	4	2	0	0	0	10	12.1
at Wake Forest	02/20/2024		30:22	5-10	.500	3-5	.600	2-2	1.000	2	1	3	5.3	1	1	1	0	0	15	12.2
Virginia Tech	02/24/2024		32:08	6-12	.500	1-3	.333	0-0	.000	2	4	6	5.3	3	2	1	0	1	13	12.2
Totals		14	741:57	111-264	.420	31-84	.369	65-78	.833	43	96	139	5.3	43	57	37	6	32	318	12.2

				Field Goals		3-Point		F-Throws		Rebounds										Scoring	
SEASON	TEAM	GP-GS	MIN/AVG	FG-FGA	FG%	3FG-3FGA	3FG%	FT-FTA	FT%	OFF	DEF	TOT	AVG	PF-FO	A	TO	BLK	STL	PTS	AVG	
2020-21	URI	25-8	489/19.6	51-110	.464	16-38	.421	48-64	.750	28	38	66	2.6	44-0	22	34	2	13	166	6.6	
2021-22	URI	31-31	808/26.1	85-229	.371	24-76	.316	63-92	.685	39	57	96	3.1	74-2	50	51	6	34	257	8.3	
2022-23	URI	31-31	1070/34.5	157-400	.393	48-150	.320	147-174	.845	50	131	181	5.8	78-1	73	72	8	42	509	16.4	
2023-24	UP	26-14	742/28.5	111-264	.420	31-84	.369	65-78	.833	43	96	139	5.3	43-0	57	37	6	32	318	12.2	
TOTAL FOR UP		26-14	742/28.5	111-264	.420	31-84	.369	65-78	.833	43	96	139	5.3	43-0	57	37	6	32	318	12.2	
TOTAL		113-84	3109/27.5	404-1003	.403	119-348	.342	323-408	.792	160	322	482	4.3	239-3	202	194	22	121	1250	11.1	

CAREER HIGHS

Points	34, vs. Tulane, 11/22/22	2023-24	Career
FG	13, vs. Tulane, 11/22/22	20+ Point Games	1
FGA	23, George Washington, 2/22/23	30+ Point Games	-
3FG	7, vs. Tulane, 11/22/22	Double-Figure Points	20
3FGA	10, vs. Tulane, 11/22/22	Double-Doubles	1
FT	14, Texas State, 11/12/22	3 or more 3PT Field Goals	5
FTA	15, Texas State, 11/12/22	5 or more Rebounds	15
Rebounds	14, St. Bonaventure, 1/11/23	4 or more Assists	5
Off. Rebounds	4, 7x; last at Virginia, 2/13/24	3 or more Steals	4
Def. Rebounds	10, St. Bonaventure, 11/10/23	30+ Minutes	13
Assists	5, 3x; last vs.FGCU, 11/13/23	40+ Minutes	-
Steals	4, 3x; last vs. Binghamton, 11/10/23		
Blocks	2, 2x; last vs.South Carolina State, 12/16/22		
Minutes	43, George Washington, 2/22/23		



CARLTON CARRINGTON | #7

FR-HS • G • 6-5 • 190
Baltimore, Md. • St. Frances Academy



Opponent	Date	GS	MIN	Total		3-Pointers		Free throws		Rebounds											
				FG-FGA	PCT	3FG-3FGA	PCT	FT-FTA	PCT	OFF	DEF	TOT	AVG	PF	A	TO	BLK	STL	PTS	AVG	
N.C. A&T	11/06/2023	*	29:07	7-12	.583	4-7	.571	0-0	.000	0	12	12	12.0	1	10	2	0	0	18	18.0	
Binghamton	11/10/2023	*	27:17	6-11	.545	3-6	.500	3-5	.600	1	2	3	7.5	2	4	1	0	1	18	18.0	
FGCU	11/13/2023	*	36:59	5-9	.556	2-6	.333	7-7	1.000	0	4	4	6.3	2	7	1	0	0	19	18.3	
Jacksonville	11/17/2023	*	28:11	5-10	.500	5-8	.625	2-3	.667	0	3	3	5.5	0	4	1	0	0	17	18.0	
vs Florida	11/22/2023	*	35:28	6-15	.400	2-7	.286	0-1	.000	2	2	4	5.2	2	7	3	0	0	14	17.2	
vs Oregon St.	11/24/2023	*	26:23	1-5	.200	0-3	.000	3-3	1.000	0	6	6	5.3	4	5	2	0	0	5	15.2	
Missouri	11/28/2023	*	36:14	4-14	.286	1-7	.143	4-4	1.000	1	6	7	5.6	3	4	3	0	0	13	14.9	
Clemson	12/03/2023	*	37:08	5-16	.313	1-5	.200	2-4	.500	0	4	4	5.4	2	6	3	0	2	13	14.6	
at West Virginia	12/06/2023	*	38:52	6-13	.462	3-8	.375	1-1	1.000	1	3	4	5.2	1	9	1	0	1	16	14.8	
Canisius	12/09/2023	*	31:57	7-16	.438	2-9	.222	0-0	.000	0	4	4	5.1	2	5	2	1	1	16	14.9	
South Carolina St.	12/16/2023	*	26:03	2-7	.286	1-5	.200	0-0	.000	0	7	7	5.3	2	2	1	0	1	5	14.0	
Purdue Fort Wayne	12/20/2023	*	29:09	6-14	.429	0-7	.000	0-0	.000	1	3	4	5.2	4	0	2	1	1	12	13.8	
at Syracuse	12/30/2023	*	34:06	6-12	.500	2-4	.500	3-5	.600	2	5	7	5.3	1	5	5	0	1	17	14.1	
North Carolina	01/02/2024	*	36:23	6-17	.353	2-8	.250	6-7	.857	0	4	4	5.2	2	2	2	1	0	20	14.5	
at Louisville	01/06/2024	*	39:59	6-10	.600	2-5	.400	2-2	1.000	0	6	6	5.3	2	5	1	1	1	16	14.6	
Duke	01/09/2024	*	34:48	4-16	.250	2-9	.222	0-0	.000	0	4	4	5.2	2	2	2	0	0	10	14.3	
Syracuse	01/16/2024	*	35:20	0-10	.000	0-7	.000	0-0	.000	2	5	7	5.3	2	2	1	1	0	0	13.5	
at Duke	01/20/2024	*	25:47	3-9	.333	1-2	.500	2-2	1.000	0	2	2	5.1	5	2	2	0	0	9	13.2	
at Georgia Tech	01/23/2024	*	38:24	6-10	.600	2-5	.400	5-6	.833	1	5	6	5.2	0	3	2	1	0	19	13.5	
at Miami (FL)	01/27/2024	*	34:59	2-11	.182	0-5	.000	0-0	.000	1	7	8	5.3	2	4	0	0	2	4	13.1	
Wake Forest	01/31/2024	*	40:00	7-15	.467	2-7	.286	8-9	.889	1	4	5	5.3	3	4	2	0	1	24	13.6	
Notre Dame	02/03/2024	*	20:11	5-10	.500	3-6	.500	3-4	.750	0	1	1	5.1	5	1	1	0	0	16	13.7	
at NC State	02/07/2024	*	36:31	3-10	.300	0-4	.000	6-6	1.000	1	6	7	5.2	3	3	3	1	0	12	13.6	
at Virginia	02/13/2024	*	36:20	3-8	.375	2-6	.333	1-2	.500	0	8	8	5.3	3	6	3	0	0	9	13.4	
Louisville	02/17/2024	*	32:27	2-7	.286	0-3	.000	1-2	.500	0	6	6	5.3	1	8	1	0	1	5	13.1	
at Wake Forest	02/20/2024	*	33:07	3-13	.231	2-9	.222	1-2	.500	0	3	3	5.2	4	2	3	0	1	9	12.9	
Virginia Tech	02/24/2024	*	20:12	3-4	.750	1-2	.500	0-0	.000	0	4	4	5.2	4	1	2	0	0	7	12.7	
Totals		27	881:22	119-304	.391	45-160	.281	60-75	.800	14	126	140	5.2	64	113	52	7	14	343	12.7	

			Field Goals		3-Point		F-Throws		Rebounds				Scoring							
SEASON	TEAM	GP-GS	MIN/AVG	FG-FGA	FG%	3FG-3FGA	3FG%	FT-FTA	FT%	OFF	DEF	TOT	AVG	PF-FO	A	TO	BLK	STL	PTS	AVG
2023-24	UP	27-27	881/32.6	119-304	.391	45-160	.281	60-75	.800	14	126	140	5.2	64-2	113	52	7	14	343	12.7
TOTAL		27-27	881/32.6	119-304	.391	45-160	.281	60-75	.800	14	126	140	5.2	64-2	113	52	7	14	343	12.7

CAREER HIGHS					
Points	24, Wake Forest, 1/31/24	2023-24	12	Career	12
FG	7, 3x; last vs. Wake Forest, 1/31/24	20+ Point Games	2		2
FGA	17, North Carolina, 1/2/24	Double-Figure Points	18		18
3FG	5, Jacksonville, 11/17/23	Double-Figure Rebounds	1		1
3FGA	9, 2x; last vs. Duke, 1/9/24	Double-Figure Assists	1		1
FT	8, Wake Forest, 1/31/24	Double-Doubles	1		1
FTA	9, Wake Forest, 1/31/24	Triple-Doubles	1		1
Rebounds	12, NC A&T, 11/6/23	4 or more Rebounds	21		21
Off. Rebounds	2, 2x; last at Syracuse, 12/30/23	4 or more Assists	15		15
Def. Rebounds	12, NC A&T, 11/6/23	3 or more 3FGs	5		5
Assists	10, NC A&T, 11/6/23	30+ Minutes	18		18
Steals	2, 2x; last at Miami, 1/27/24	40+ Minutes	2		2
Blocks	1, 7x; last at NC State, 2/7/24				
Minutes	40, 2x; last Wake Forest, 1/31/24				



JALAND LOWE | #15

FR-HS • G • 6-3 • 170
Missouri City, Texas • Fort Bend Marshall



Opponent	Date	GS	MIN	Total		3-Pointers		Free throws		Rebounds				PF	A	TO	BLK	STL	PTS	AVG
				FG-FGA	PCT	3FG-3FGA	PCT	FT-FTA	PCT	OFF	DEF	TOT	AVG							
N.C. A&T	11/06/2023		20:14	2-6	.333	0-2	.000	0-0	.000	0	1	1	1.0	1	3	3	0	1	4	4.0
Binghamton	11/10/2023		15:29	1-8	.125	0-4	.000	0-0	.000	0	3	3	2.0	0	2	2	0	0	2	3.0
FGCU	11/13/2023		14:57	5-9	.556	2-4	.500	0-0	.000	0	1	1	1.7	2	2	0	0	0	12	6.0
Jacksonville	11/17/2023		15:47	1-5	.200	1-2	.500	2-2	1.000	0	0	0	1.3	2	6	0	0	0	5	5.8
vs Florida	11/22/2023		09:20	1-3	.333	0-1	.000	0-0	.000	0	2	2	1.4	0	0	1	0	0	2	5.0
vs Oregon St.	11/24/2023		18:16	1-5	.200	0-1	.000	0-0	.000	1	2	3	1.7	1	2	3	0	1	2	4.5
Missouri	11/28/2023		11:36	1-1	1.000	0-0	.000	2-2	1.000	0	0	0	1.4	1	0	2	0	0	4	4.4
Clemson	12/03/2023		08:31	0-3	.000	0-1	.000	0-0	.000	0	0	0	1.3	0	0	0	0	0	0	3.9
at West Virginia	12/06/2023		09:08	3-4	.750	0-0	.000	0-0	.000	0	0	0	1.1	0	1	0	0	0	6	4.1
Canisius	12/09/2023		13:42	2-5	.400	0-1	.000	0-0	.000	0	2	2	1.2	0	1	1	0	2	4	4.1
South Carolina St.	12/16/2023		20:21	2-6	.333	2-5	.400	0-0	.000	0	3	3	1.4	1	6	0	0	1	6	4.3
Purdue Fort Wayne	12/20/2023		20:43	1-9	.111	0-1	.000	0-0	.000	1	4	5	1.7	1	3	1	0	0	2	4.1
at Syracuse	12/30/2023		16:51	3-8	.375	1-3	.333	2-4	.500	0	0	0	1.5	1	4	0	0	0	9	4.5
North Carolina	01/02/2024		24:27	4-8	.500	0-1	.000	2-2	1.000	0	3	3	1.6	4	2	2	0	1	10	4.9
at Louisville	01/06/2024	*	27:20	3-6	.500	2-3	.667	1-2	.500	2	4	6	1.9	4	3	1	0	1	9	5.1
Duke	01/09/2024	*	30:57	3-10	.300	1-2	.500	2-2	1.000	0	2	2	1.9	0	2	4	0	1	9	5.4
Syracuse	01/16/2024	*	32:04	8-15	.533	1-2	.500	3-4	.750	1	2	3	2.0	0	3	1	0	1	20	6.2
at Duke	01/20/2024	*	29:07	6-16	.375	2-5	.400	3-4	.750	0	0	0	1.9	1	6	0	0	2	17	6.8
at Georgia Tech	01/23/2024	*	35:14	4-9	.444	2-5	.400	2-3	.667	0	3	3	1.9	2	3	2	1	2	12	7.1
at Miami (FL)	01/27/2024	*	35:11	6-13	.462	2-7	.286	3-4	.750	1	6	7	2.2	2	4	1	0	1	17	7.6
Wake Forest	01/31/2024	*	36:15	1-8	.125	0-1	.000	4-4	1.000	1	3	4	2.3	1	1	3	0	2	6	7.5
Notre Dame	02/03/2024	*	37:01	4-10	.400	1-3	.333	2-2	1.000	0	4	4	2.4	3	5	4	0	0	11	7.7
at NC State	02/07/2024	*	36:04	7-12	.583	1-2	.500	5-5	1.000	0	2	2	2.3	2	2	4	0	1	20	8.2
at Virginia	02/13/2024	*	36:54	5-11	.455	2-3	.667	0-1	.000	2	2	4	2.4	0	2	1	0	0	12	8.4
Louisville	02/17/2024	*	38:13	3-12	.250	2-5	.400	2-2	1.000	3	1	4	2.5	0	5	1	0	2	10	8.4
at Wake Forest	02/20/2024	*	33:40	4-13	.308	2-5	.400	2-2	1.000	0	4	4	2.5	3	4	0	0	2	12	8.6
Virginia Tech	02/24/2024	*	36:45	6-13	.462	1-3	.333	5-6	.833	0	4	4	2.6	4	6	2	1	2	18	8.9
Totals		13	664:07	87-228	.382	25-72	.347	42-51	.824	12	58	70	2.6	36	78	39	2	23	241	8.9

				Field Goals		3-Point		F-Throws		Rebounds									Scoring	
SEASON	TEAM	GP-GS	MIN/AVG	FG-FGA	FG%	3FG-3FGA	3FG%	FT-FTA	FT%	OFF	DEF	TOT	AVG	PF-FO	A	TO	BLK	STL	PTS	AVG
2023-24	UP	27-13	664/24.6	87-228	.382	25-72	.347	42-51	.824	12	58	70	2.6	36-0	78	39	2	23	241	8.9
TOTAL		27-13	664/24.6	87-228	.382	25-72	.347	42-51	.824	12	58	70	2.6	36-0	78	39	2	23	241	8.9

CAREER HIGHS

Points	20, 2x; last at NC State, 2/7/24
FG	8, Syracuse, 1/16/24
FGA	15, Syracuse, 1/16/24
3FG	2, 8x; last at Wake Forest, 2/20/24
3FGA	7, at Miami, 1/27/24
FT	5, 2x; last vs. Virginia, 2/24/24
FTA	6, Virginia, 2/24/24
Rebounds	7, Miami, 1/27/24
Off. Rebounds	2, 2x; last at Virginia, 3/13/24
Def. Rebounds	6, at Miami, 1/27/24
Assists	6, 4x; last vs. Virginia, 2/24/24
Steals	2, 7x; last vs. Virginia, 2/24/24
Blocks	1, 2x; last vs. Virginia, 2/24/24
Minutes	38, Louisville, 2/17/24

	2023-24	Career
20+ Point Games	2	2
Double-Figure Points	12	12
3 or more Rebounds	13	13
2 or more Steals	7	7
3 or more Assists	13	13
5 or more Assists	6	6
30+ Minutes	11	11



WILLIAM JEFFRESS | #24

R-JR-2L • F • 6-7 • 210
Erie, Pa. • McDowell



Opponent	Date	GS	MIN	Total		3-Pointers		Free throws		Rebounds				PF	A	TO	BLK	STL	PTS	AVG
				FG-FGA	PCT	3FG-3FGA	PCT	FT-FTA	PCT	OFF	DEF	TOT	AVG							
N.C. A&T	11/06/2023		17:06	2-4	.500	0-2	.000	3-4	.750	2	2	4	4.0	0	0	1	1	3	7	7.0
Binghamton	11/10/2023		13:49	1-2	.500	0-1	.000	0-0	.000	2	2	4	4.0	1	0	2	0	1	2	4.5
FGCU	11/13/2023		21:16	1-1	1.000	0-0	.000	0-0	.000	2	3	5	4.3	0	1	0	1	2	2	3.7
Jacksonville	11/17/2023		17:01	1-2	.500	0-0	.000	3-4	.750	0	1	1	3.5	4	1	1	0	2	5	4.0
vs Florida	11/22/2023		13:14	1-3	.333	1-2	.500	0-0	.000	0	3	3	3.4	1	0	0	0	0	3	3.8
vs Oregon St.	11/24/2023		08:00	0-1	.000	0-0	.000	1-2	.500	0	2	2	3.2	0	0	0	0	0	1	3.3
Missouri	11/28/2023		03:18	0-1	.000	0-0	.000	0-0	.000	0	0	0	2.7	0	0	0	0	0	0	2.9
Clemson	12/03/2023		11:56	0-2	.000	0-2	.000	0-0	.000	1	0	1	2.5	2	2	0	1	1	0	2.5
at West Virginia	12/06/2023		25:51	0-2	.000	0-1	.000	1-2	.500	3	6	9	3.2	3	0	0	1	1	1	2.3
Canisius	12/09/2023		21:39	2-6	.333	2-2	1.000	0-0	.000	2	1	3	3.2	0	0	0	0	1	6	2.7
South Carolina St.	12/16/2023	*	20:29	1-3	.333	0-1	.000	1-2	.500	0	0	0	2.9	1	1	0	1	1	3	2.7
Purdue Fort Wayne	12/20/2023	*	15:36	1-5	.200	0-1	.000	0-0	.000	3	0	3	2.9	0	0	2	0	0	2	2.7
at Syracuse	12/30/2023		20:56	1-1	1.000	0-0	.000	0-0	.000	4	6	10	3.5	4	1	0	0	0	2	2.6
North Carolina	01/02/2024		03:50	0-2	.000	0-0	.000	0-0	.000	1	0	1	3.3	1	0	0	0	0	0	2.4
at Louisville	01/06/2024		06:39	0-2	.000	0-1	.000	0-0	.000	0	0	0	3.1	3	0	1	0	0	0	2.3
Duke	01/09/2024		10:52	1-1	1.000	1-1	1.000	0-0	.000	1	0	1	2.9	3	0	0	0	1	3	2.3
Syracuse	01/16/2024		20:19	3-3	1.000	0-0	.000	0-0	.000	1	2	3	2.9	1	1	0	1	1	6	2.5
at Duke	01/20/2024		04:08	0-0	.000	0-0	.000	0-0	.000	0	1	1	2.8	0	0	0	0	0	0	2.4
at Georgia Tech	01/23/2024		02:08	0-0	.000	0-0	.000	0-0	.000	0	0	0	2.7	0	0	0	0	0	0	2.3
at Miami (FL)	01/27/2024		01:03	0-0	.000	0-0	.000	0-0	.000	0	1	1	2.6	0	0	0	0	0	0	2.2
Wake Forest	01/31/2024		11:53	1-1	1.000	0-0	.000	0-0	.000	0	2	2	2.6	1	0	1	0	1	2	2.1
Notre Dame	02/03/2024		11:43	1-2	.500	0-1	.000	0-0	.000	1	0	1	2.5	2	0	0	0	0	2	2.1
at NC State	02/07/2024		03:22	0-1	.000	0-0	.000	0-0	.000	0	0	0	2.4	1	0	0	0	0	0	2.0
at Virginia	02/13/2024		03:06	0-0	.000	0-0	.000	0-0	.000	0	0	0	2.3	1	0	0	0	0	0	2.0
Louisville	02/17/2024		15:51	0-1	.000	0-0	.000	0-0	.000	0	2	2	2.3	3	0	0	0	2	0	1.9
at Wake Forest	02/20/2024		09:20	0-1	.000	0-1	.000	0-0	.000	0	0	0	2.2	1	0	0	0	0	0	1.8
Virginia Tech	02/24/2024		00:54	0-0	.000	0-0	.000	0-0	.000	0	0	0	2.1	0	0	0	0	0	0	1.7
Totals		2	315:18	17-47	.362	4-16	.250	9-14	.643	23	34	57	2.1	33	7	8	6	17	47	1.7

				Field Goals		3-Point		F-Throws		Rebounds									Scoring	
SEASON	TEAM	GP-GS	MIN/AVG	FG-FGA	FG%	3FG-3FGA	3FG%	FT-FTA	FT%	OFF	DEF	TOT	AVG	PF-FO	A	TO	BLK	STL	PTS	AVG
2020-21	UP	16-4	273/17.1	13-57	.228	3-20	.150	10-16	.625	14	21	35	2.2	22-0	11	7	4	6	39	2.4
2021-22	UP	31-16	651/21.0	31-104	.298	11-53	.208	31-47	.660	30	72	102	3.3	42-0	20	31	12	21	104	3.4
2023-24	UP	27-2	315/11.7	17-47	.362	4-16	.250	9-14	.643	23	34	57	2.1	33-0	7	8	6	17	47	1.7
TOTAL		74-22	1240/16.8	61-208	.293	18-89	.202	50-77	.649	67	127	194	2.6	97-0	38	46	22	44	190	2.6

CAREER HIGHS

Points	9, 2x; last vs. Colgate, 12/9/21	2023-24	Career	
FG	3, 8x; last vs. Syracuse, 1/16/24	5 or more Rebounds	3	16
FGA	11, at Northwestern, 12/9/20	2 or more Steals	4	9
3FG	3, UMBC, 11/27/21	20+ Minutes	5	26
3FGA	6, 2x; last vs. Notre Dame, 12/28/21	30+ Minutes	-	10
FT	4, 3x; last vs. Vanderbilt, 11/24/21			
FTA	6, at West Virginia, 11/12/21			
Rebounds	10, at Syracuse, 12/30/23			
Off. Rebounds	4, 3x; last at Syracuse, 12/30/23			
Def. Rebounds	7, vs. UMBC, 11/27/21			
Assists	4, vs. Towson, 3/2/21			
Steals	3, NC A&T, 11/6/23			
Blocks	2, 3x; last vs. Jacksonville, 12/21/21			
Minutes	39, vs. Towson, 3/2/21			



GUILLERMO DIAZ GRAHAM | #25

SO-1L • F • 7-0 • 220
Canary Islands, Spain • IMG Academy Academics [Fla.]



Opponent	Date	GS	MIN	Total		3-Pointers		Free throws		Rebounds				PF	A	TO	BLK	STL	PTS	AVG
				FG-FGA	PCT	3FG-3FGA	PCT	FT-FTA	PCT	OFF	DEF	TOT	AVG							
N.C. A&T	11/06/2023		13:53	2-4	.500	1-3	.333	0-0	.000	2	3	5	5.0	4	1	2	2	1	5	5.0
Binghamton	11/10/2023		17:10	4-5	.800	2-3	.667	2-3	.667	2	2	4	4.5	2	0	2	1	2	12	8.5
FGCU	11/13/2023		16:10	1-5	.200	0-2	.000	0-2	.000	1	3	4	4.3	2	0	1	0	0	2	6.3
Jacksonville	11/17/2023		23:48	8-10	.800	1-1	1.000	6-9	.667	5	5	10	5.8	3	4	2	1	2	23	10.5
vs Florida	11/22/2023		16:34	1-5	.200	1-3	.333	0-0	.000	3	3	6	5.8	3	3	2	1	1	3	9.0
vs Oregon St.	11/24/2023		14:13	0-4	.000	0-3	.000	2-2	1.000	0	3	3	5.3	4	0	2	0	1	2	7.8
Missouri	11/28/2023		16:27	2-2	1.000	0-0	.000	1-1	1.000	1	1	2	4.9	3	0	0	0	0	5	7.4
Clemson	12/03/2023		10:56	0-2	.000	0-2	.000	0-0	.000	1	2	3	4.6	2	1	0	0	0	0	6.5
at West Virginia	12/06/2023		25:02	6-7	.857	3-4	.750	0-0	.000	0	0	0	4.1	3	0	0	1	0	15	7.4
Canisius	12/09/2023		20:50	3-4	.750	1-1	1.000	0-2	.000	1	1	2	3.9	2	1	1	0	0	7	7.4
South Carolina St.	12/16/2023	*	22:56	3-5	.600	0-1	.000	1-2	.500	2	6	8	4.3	1	4	1	3	1	7	7.4
Purdue Fort Wayne	12/20/2023	*	30:22	5-8	.625	0-1	.000	3-6	.500	1	7	8	4.6	2	3	1	3	2	13	7.8
at Syracuse	12/30/2023	*	18:59	5-9	.556	3-4	.750	1-4	.250	2	3	5	4.6	3	0	3	2	2	14	8.3
North Carolina	01/02/2024	*	24:44	4-11	.364	1-6	.167	1-2	.500	2	2	4	4.6	2	0	1	4	2	10	8.4
at Louisville	01/06/2024	*	26:29	2-6	.333	0-3	.000	1-2	.500	4	2	6	4.7	2	2	1	0	1	5	8.2
Duke	01/09/2024	*	25:07	1-6	.167	1-2	.500	4-4	1.000	3	5	8	4.9	1	1	2	0	5	7	8.1
Syracuse	01/16/2024	*	18:41	1-3	.333	0-1	.000	0-0	.000	3	2	5	4.9	4	2	2	1	0	2	7.8
at Duke	01/20/2024		12:37	2-3	.667	0-1	.000	0-0	.000	2	2	4	4.8	2	0	0	1	0	4	7.6
at Georgia Tech	01/23/2024		16:54	4-5	.800	2-2	1.000	2-2	1.000	1	1	2	4.7	5	0	1	0	1	12	7.8
at Miami (FL)	01/27/2024		08:26	1-4	.250	1-3	.333	0-0	.000	1	1	2	4.6	1	1	0	1	0	3	7.6
Wake Forest	01/31/2024		02:20	0-0	.000	0-0	.000	0-0	.000	0	0	0	4.3	1	0	1	0	0	0	7.2
Notre Dame	02/03/2024		13:15	2-7	.286	1-3	.333	0-0	.000	1	2	3	4.3	2	0	1	1	0	5	7.1
at NC State	02/07/2024		12:07	1-3	.333	0-1	.000	2-2	1.000	0	0	0	4.1	4	0	0	1	0	4	7.0
at Virginia	02/13/2024		20:39	3-5	.600	2-3	.667	0-0	.000	1	3	4	4.1	1	1	0	0	1	8	7.0
Louisville	02/17/2024		12:00	1-1	1.000	1-1	1.000	0-0	.000	0	2	2	4.0	1	3	0	0	0	3	6.8
at Wake Forest	02/20/2024		20:59	1-4	.250	1-2	.500	1-2	.500	6	2	8	4.2	2	1	2	0	0	4	6.7
Virginia Tech	02/24/2024		19:26	3-4	.750	2-3	.667	0-0	.000	0	3	3	4.1	4	0	0	1	0	8	6.8
Totals		7	481:05	66-132	.500	24-59	.407	27-45	.600	45	66	111	4.1	66	28	28	24	22	183	6.8

				Field Goals		3-Point		F-Throws		Rebounds				Scoring						
SEASON	TEAM	GP-GS	MIN/AVG	FG-FGA	FG%	3FG-3FGA	3FG%	FT-FTA	FT%	OFF	DEF	TOT	AVG	PF-FO	A	TO	BLK	STL	PTS	AVG
2022-23	UP	33-3	396/12.0	38-85	.447	7-27	.259	34-50	.680	45	62	107	3.2	60-2	23	21	26	18	117	3.5
2023-24	UP	27-7	481/17.8	66-132	.500	24-59	.407	27-45	.600	45	66	111	4.1	66-1	28	28	24	22	183	6.8
TOTAL		60-10	877/14.6	104-217	.479	31-86	.360	61-95	.642	90	128	218	3.6	126-3	51	49	50	40	300	5.0

CAREER HIGHS

Points	23, Jacksonville, 11/17/23	2023-24	Career	
FG	8, Jacksonville, 11/17/23	Double-Figure Points	7	10
FGA	10, Jacksonville, 11/17/23	Double-Figure Rebounds	1	1
3FG	3, 2x; last at Syracuse, 12/30/23	Double-Doubles	1	1
3FGA	6, North Carolina, 1/2/24	5 or more Rebounds	10	22
FT	6, 2x; last vs. Jacksonville, 11/17/23	2 or more Blocks	5	14
FTA	9, Jacksonville, 11/17/23	2 or more Steals	6	10
Rebounds	10, Jacksonville, 11/17/23	2 or more Assists	5	11
Off. Rebounds	6, at Wake Forest, 2/20/24	20+ Minutes	10	15
Def. Rebounds	7, 2x; last vs. Purdue Fort Wayne, 12/20/23	30+ Minutes	1	3
Assists	4, 2x; last vs. South Carolina State, 12/16/23	Dunks	13	21
Steals	5, Duke, 1/9/24			
Blocks	5, vs. Louisville, 2/7/23			
Minutes	37, vs. Mississippi State, 3/14/23			



FEDERIKO FEDERIKO | #33

JR-1L • C • 6-11 • 225
Helsinki, Finland • First Love Acad. [Pa.] / Northern Oklahoma



Opponent	Date	GS	MIN	Total		3-Pointers		Free throws		Rebounds				PF	A	TO	BLK	STL	PTS	AVG
				FG-FGA	PCT	3FG-3FGA	PCT	FT-FTA	PCT	OFF	DEF	TOT	AVG							
N.C. A&T	11/06/2023	*	26:07	6-9	.667	0-0	.000	1-4	.250	4	6	10	10.0	0	1	0	4	0	13	13.0
Binghamton	11/10/2023	*	21:35	1-3	.333	0-0	.000	1-2	.500	4	5	9	9.5	3	1	1	3	1	3	8.0
FGCU	11/13/2023	*	23:50	4-6	.667	0-0	.000	1-6	.167	6	1	7	8.7	4	0	1	3	0	9	8.3
Jacksonville	11/17/2023	*	13:51	2-3	.667	0-0	.000	0-0	.000	1	4	5	7.8	4	1	0	2	1	4	7.3
vs Florida	11/22/2023	*	23:26	0-0	.000	0-0	.000	1-2	.500	1	3	4	7.0	4	2	1	3	0	1	6.0
vs Oregon St.	11/24/2023	*	25:47	3-3	1.000	0-0	.000	4-4	1.000	4	1	5	6.7	4	2	0	2	0	10	6.7
Missouri	11/28/2023	*	23:33	0-2	.000	0-0	.000	3-6	.500	5	1	6	6.6	1	0	0	0	0	3	6.1
Clemson	12/03/2023	*	29:04	3-4	.750	0-0	.000	0-4	.000	2	1	3	6.1	3	2	1	0	1	6	6.1
at West Virginia	12/06/2023	*	14:05	0-1	.000	0-0	.000	0-0	.000	1	0	1	5.6	4	0	3	1	0	0	5.4
Canisius	12/09/2023	*	19:10	2-2	1.000	0-0	.000	1-2	.500	1	0	1	5.1	1	1	2	0	0	5	5.4
South Carolina St.	12/16/2023		17:04	3-5	.600	0-0	.000	2-4	.500	4	1	5	5.1	1	0	0	0	2	8	5.6
Purdue Fort Wayne	12/20/2023		09:38	1-1	1.000	0-0	.000	3-4	.750	1	0	1	4.8	2	0	1	0	0	5	5.6
at Syracuse	12/30/2023		21:01	3-4	.750	0-0	.000	0-2	.000	2	3	5	4.8	3	1	2	1	0	6	5.6
North Carolina	01/02/2024		15:16	1-2	.500	0-0	.000	0-0	.000	1	2	3	4.6	4	0	0	1	2	2	5.4
at Louisville	01/06/2024		13:31	2-2	1.000	0-0	.000	0-0	.000	1	2	3	4.5	3	1	2	0	1	4	5.3
Duke	01/09/2024		14:53	1-1	1.000	0-0	.000	0-0	.000	3	1	4	4.5	2	3	1	0	2	2	5.1
Syracuse	01/16/2024		13:12	2-4	.500	0-0	.000	1-2	.500	3	4	7	4.6	3	0	1	1	0	5	5.1
at Duke	01/20/2024	*	27:23	4-5	.800	0-0	.000	1-3	.333	1	4	5	4.7	5	2	1	2	0	9	5.3
at Georgia Tech	01/23/2024	*	22:17	1-3	.333	0-0	.000	0-2	.000	5	2	7	4.8	1	1	2	0	1	2	5.1
at Miami (FL)	01/27/2024	*	31:34	1-1	1.000	0-0	.000	1-2	.500	1	3	4	4.8	1	3	1	2	0	3	5.0
Wake Forest	01/31/2024	*	29:27	2-6	.333	0-0	.000	2-3	.667	2	5	7	4.9	2	0	1	3	2	6	5.0
Notre Dame	02/03/2024	*	18:41	1-1	1.000	0-0	.000	0-2	.000	2	7	9	5.0	1	1	0	3	0	2	4.9
at NC State	02/07/2024	*	27:47	2-4	.500	0-0	.000	0-1	.000	2	9	11	5.3	2	0	0	2	0	4	4.9
at Virginia	02/13/2024	*	19:21	1-2	.500	0-0	.000	0-0	.000	1	2	3	5.2	1	1	2	2	0	2	4.8
Louisville	02/17/2024	*	28:00	3-6	.500	0-0	.000	2-2	1.000	4	4	8	5.3	2	1	0	1	2	8	4.9
at Wake Forest	02/20/2024	*	16:50	1-1	1.000	0-0	.000	1-2	.500	1	0	1	5.2	3	0	1	2	0	3	4.8
Virginia Tech	02/24/2024	*	20:34	1-1	1.000	0-0	.000	0-0	.000	3	3	6	5.2	3	2	2	0	0	2	4.7
Totals			20 566:57	51-82	.622	0-0	.000	25-59	.424	66	74	140	5.2	67	26	26	38	15	127	4.7

				Field Goals		3-Point		F-Throws		Rebounds				Scoring						
SEASON	TEAM	GP-GS	MIN/AVG	FG-FGA	FG%	3FG-3FGA	3FG%	FT-FTA	FT%	OFF	DEF	TOT	AVG	PF-FO	A	TO	BLK	STL	PTS	AVG
2022-23	UP	35-27	818/23.4	94-141	.667	0-0	.000	44-68	.647	86	101	187	5.3	92-2	17	30	58	14	232	6.6
2023-24	UP	27-20	567/21.0	51-82	.622	0-0	.000	25-59	.424	66	74	140	5.2	67-1	26	26	38	15	127	4.7
TOTAL		62-47	1385/22.3	145-223	.650	0-0	.000	69-127	.543	152	175	327	5.3	159-3	43	56	96	29	359	5.8

CAREER HIGHS

Points	22, North Florida, 12/17/22	2023-24	Career
FG	10, North Florida, 12/17/22	-	1
FGA	14, North Florida, 12/17/22	Double-Figure Points	10
3FG	-	Double-Figure Rebounds	2
3FGA	-	Double-Doubles	2
FT	8, Georgia Tech, 2/21/23	7 or more Rebounds	24
FTA	8, Georgia Tech, 2/21/23	3 or more Offensive Rebounds	23
Rebounds	14, Sacred Heart, 12/10/22	3 or more Blocks	18
Off. Rebounds	10, Sacred Heart, 12/10/22	2 or more Steals	8
Def. Rebounds	9, at NC State, 2/7/24	20+ Minutes	34
Assists	3, Sacred Heart, 12/10/22	30+ Minutes	8
Steals	2, 8x; last Louisville, 2/17/24	Dunks	64
Blocks	4, 4x; last vs. NC A&T, 11/6/23		
Minutes	34, 2x; last vs. Miami, 1/28/23		
Dunks	5, UT Martin, 11/7/22		



ZACK AUSTIN | #55

R-JR-TR • F • 6-7 • 210
Winston-Salem, N.C. • Moravian Prep / High Point



Opponent	Date	GS	MIN	Total		3-Pointers		Free throws		Rebounds				PF	A	TO	BLK	STL	PTS	AVG
				FG-FGA	PCT	3FG-3FGA	PCT	FT-FTA	PCT	OFF	DEF	TOT	AVG							
N.C. A&T	11/06/2023	*	21:53	4-9	.444	0-3	.000	0-2	.000	0	4	4	4.0	1	2	0	1	0	8	8.0
Binghamton	11/10/2023	*	28:23	1-4	.250	0-1	.000	0-0	.000	0	6	6	5.0	0	0	0	3	1	2	5.0
FGCU	11/13/2023	*	18:28	2-4	.500	1-3	.333	2-4	.500	1	4	5	5.0	2	0	1	1	1	7	5.7
Jacksonville	11/17/2023	*	21:04	2-8	.250	1-6	.167	0-0	.000	3	4	7	5.5	2	2	0	4	0	5	5.5
vs Florida	11/22/2023	*	23:15	3-6	.500	0-3	.000	4-5	.800	2	7	9	6.2	0	0	1	1	1	10	6.4
vs Oregon St.	11/24/2023	*	26:31	5-9	.556	3-6	.500	6-8	.750	3	5	8	6.5	2	1	0	0	2	19	8.5
Missouri	11/28/2023	*	32:09	1-4	.250	1-3	.333	2-2	1.000	0	4	4	6.1	1	0	0	2	1	5	8.0
Clemson	12/03/2023	*	34:17	2-4	.500	0-0	.000	3-4	.750	1	6	7	6.3	0	0	0	2	2	7	7.9
at West Virginia	12/06/2023	*	16:50	0-3	.000	0-3	.000	0-0	.000	0	2	2	5.8	0	0	0	0	1	0	7.0
Canisius	12/09/2023	*	05:43	0-0	.000	0-0	.000	0-0	.000	0	2	2	5.4	0	1	0	0	0	0	6.3
South Carolina St.	12/16/2023		14:57	4-8	.500	0-1	.000	4-4	1.000	3	2	5	5.4	2	0	2	2	0	12	6.8
Purdue Fort Wayne	12/20/2023		21:21	4-6	.667	1-2	.500	3-3	1.000	2	4	6	5.4	1	2	1	1	1	12	7.3
at Syracuse	12/30/2023	*	19:20	3-4	.750	3-3	1.000	0-0	.000	1	3	4	5.3	1	1	1	0	1	9	7.4
North Carolina	01/02/2024	*	20:10	0-2	.000	0-1	.000	0-0	.000	0	2	2	5.1	1	0	0	2	0	0	6.9
at Louisville	01/06/2024	*	37:39	7-13	.538	4-9	.444	2-2	1.000	1	2	3	4.9	1	3	0	1	4	20	7.7
Duke	01/09/2024	*	33:46	5-11	.455	1-5	.200	0-0	.000	2	0	2	4.8	0	1	1	2	2	11	7.9
Syracuse	01/16/2024	*	27:02	2-6	.333	0-2	.000	1-2	.500	1	1	2	4.6	1	2	0	3	0	5	7.8
at Duke	01/20/2024	*	37:08	2-6	.333	0-4	.000	2-2	1.000	2	3	5	4.6	2	1	0	3	0	6	7.7
at Georgia Tech	01/23/2024	*	24:49	2-4	.500	0-1	.000	0-0	.000	1	2	3	4.5	1	4	1	0	2	4	7.5
at Miami (FL)	01/27/2024	*	18:36	1-4	.250	1-3	.333	3-4	.750	1	0	1	4.4	1	0	0	1	1	6	7.4
Wake Forest	01/31/2024	*	12:31	0-1	.000	0-1	.000	0-0	.000	0	1	1	4.2	3	0	1	1	2	0	7.0
Notre Dame	02/03/2024	*	28:01	1-4	.250	1-4	.250	2-2	1.000	0	4	4	4.2	2	3	0	1	1	5	7.0
at NC State	02/07/2024	*	17:02	1-1	1.000	1-1	1.000	0-0	.000	1	2	3	4.1	0	1	0	0	0	3	6.8
at Virginia	02/13/2024	*	17:32	1-2	.500	1-2	.500	0-0	.000	0	0	0	4.0	1	0	0	0	0	3	6.6
Louisville	02/17/2024	*	18:13	3-7	.429	1-4	.250	0-0	.000	2	2	4	4.0	3	2	0	1	2	7	6.6
at Wake Forest	02/20/2024	*	23:05	1-9	.111	0-5	.000	3-4	.750	3	0	3	3.9	1	0	0	0	2	5	6.6
Virginia Tech	02/24/2024	*	30:01	4-8	.500	1-2	.500	0-2	.000	4	10	14	4.3	0	0	1	5	1	9	6.7
Totals			25 629:46	61-147	.415	21-78	.269	37-50	.740	34	82	116	4.3	29	26	10	37	28	180	6.7

				Field Goals		3-Point		F-Throws		Rebounds									Scoring	
SEASON	TEAM	GP-GS	MIN/AVG	FG-FGA	FG%	3FG-3FGA	3FG%	FT-FTA	FT%	OFF	DEF	TOT	AVG	PF-FO	A	TO	BLK	STL	PTS	AVG
2021-22	HP	32-32	1107/34.6	165-399	.414	67-208	.322	63-87	.724	64	193	257	8.0	52-0	49	53	69	43	460	14.4
2022-23	HP	31-26	906/29.2	149-341	.437	62-186	.333	77-98	.786	37	130	167	5.4	65-2	39	54	66	33	437	14.1
2023-24	UP	27-25	630/23.3	61-147	.415	21-78	.269	37-50	.740	34	82	116	4.3	29-0	26	10	37	28	180	6.7
TOTAL FOR UP		27-25	630/23.3	61-147	.415	21-78	.269	37-50	.740	34	82	116	4.3	29-0	26	10	37	28	180	6.7
TOTAL		90-83	2643/29.4	375-887	.423	150-472	.318	177-235	.753	135	405	540	6.0	146-2	114	117	172	104	1077	12.0

CAREER HIGHS

Points	26, 2x; last at Radford, 1/21/23	2023-24	Career
FG	10, at Radford, 2/19/22	1	13
FGA	21, vs. Hampton, 3/2/22	6	59
3FG	5, 2x; last at Radford, 1/21/23	-	13
3FGA	13, vs. Hampton, 3/2/22	-	11
FT	8, North Florida, 12/3/22	10	58
FTA	9, North Florida, 12/3/22	5	21
Rebounds	16, vs. Hampton, 3/2/22	3	25
Off. Rebounds	5, 2x; last vs. Hampton, 3/2/22	10	46
Def. Rebounds	11, 2x; last vs. Hampton, 3/2/22	9	30
Assists	6, Charleston Southern, 2/4/23	18	78
Steals	4, 2x; last at Louisville, 1/6/24	6	48
Blocks	7, Howard, 11/20/21		
Minutes	47, Furman, 11/30/2		



JEFF CAPEL | DUKE '97

Head Coach • Sixth Season at Pitt (15th overall)

Overall Record: 255-200 (.560)
Conference Record: 127-131 (.492)

BY THE NUMBERS

Team Accomplishments

Overall record	255-200
30-win seasons	1
25-win seasons	1
20-win seasons	4
20-win/10-league win seasons	3
10-win league seasons	5

National Achievements

NCAA Tournament appearances	4
NCAA Tournament record	6-4
Sweet Sixteen appearances	1
Earned a high seed (1-4)	1
Total postseason appearances (NIT & NCAA)	5

Conference Achievements

Total conference titles	2
Tournament	1
Regular Season	1
Regular season W-L	127-131 (.492)
ACC	44-66
Big 12	33-43
Colonial Athletic Conference	50-22
Conference Tournament W-L	13-13
ACC	3-5
Big 12	3-5
Colonial Athletic Conference	7-3
Tournament title game appearances	2

In The Associated Press Poll

Weeks ranked	22
Highest ranking	2 (3x)
Highest final ranking	7 (2009)
Weeks in the AP Top 10	16
Record when ranked	33-11

Honors & Awards

National Player of the Year	1 (Blake Griffin)
All-America selections	1
Conference Coach of the Year	1
Conference Player of the Year	2
Conference Rookie of the Year	2
Conference Sixth Man of the Year	1
All-Conference selections	14
Conference All-Defensive Team selections	1
Conference All-Freshman Team selections	5
Academic All-Conference	16

In The NBA Draft

First round draft picks (as a head coach)	2
Highest draft pick	No. 1 (Blake Griffin)
Lottery picks	1
Total draft picks	6
First round draft picks (as a head coach & ast. coach)	18
Highest draft pick	No. 1 (Blake Griffin)
Lottery picks	10
Total draft picks	27

On the Recruiting Trail

McDonald's All-Americans signed (as a head coach)	4
McDonald's All-Americans signed (as a head coach & ast. coach)	23
Top 10 recruiting classes (as a head coach & ast. coach)	6

CAPEL RECORD WHEN ...

	2023-24	at Pitt	Total
Overall	18-9	93-90	255-200
Home	11-5	62-39	163-67
Road	6-3	21-42	61-103
Neutral	1-1	10-9	31-31
Conf. Regular Season	9-7	44-66	127-131
Home	4-3	28-27	79-49
Road	5-4	16-39	48-82
Conference Tournament	-	3-5	13-13
NCAA Tournament	-	2-1	6-4
NIT	-	-	0-1
Regular Season Non-Con	9-2	44-18	109-52
Home	7-1	34-11	79-16
Road	1-0	5-4	13-20
Neutral	1-1	5-3	17-15
Leading at the half	15-1	66-12	197-34
Trailing at the half	2-8	23-76	51-162
Tied at the half	1-0	4-2	7-4
Shoots 60% or better	-	2-0	8-0
Shoots 50% or better	5-0	21-5	93-13
Shoots under 30%	0-1	0-5	0-8
Holds Opp. to less than 50%	13-7	84-61	242-136
Holds Opp. to less than 40%	7-1	55-11	147-21
Holds Opp. to less than 30%	2-0	8-0	23-0
Outrebounds Opp.	16-2	64-31	175-57
20 or more assists	4-0	17-0	36-0
10 or more 3FG	10-3	26-12	53-24
More made FTs than Opp.	12-2	70-38	183-57
Overtime Games	-	1-2	14-5
Double-overtime games	-	-	2-1
vs. Ranked Opponents (AP)	2-2	7-21	15-55
vs. Unranked Opponents	16-7	85-68	242-144
In November	5-2	26-14	49-29
In December	4-2	23-10	60-26
In January	4-4	20-26	68-52
In February	5-1	17-26	52-61
In March	-	7-14	26-32
Scores 59 points or less	0-4	6-34	15-77
Scores 60+ points	17-5	85-54	238-121
Scores 70+ points	16-3	66-25	184-48
Scores 80+ points	10-0	34-2	90-6
Scores 90+ points	2-0	9-0	32-1
Scores 100+ points	2-0	2-0	5-0

YEAR-BY-YEAR RECORDS

Year	Overall		Conference		Con. Tourn.		NCAA		NIT		RS Non-Conf.		Home		Road		Neutral		vs. Top-25	
VCU	W-L	Pct.	W-L	Pct.	W-L	Pct.	W-L	Pct.	W-L	Pct.	W-L	Pct.	W-L	Pct.	W-L	Pct.	W-L	Pct.	W-L	Pct.
2002-03	18-10	.643	12-6	.667	1-1	.500	0-0	.000	0-0	.000	5-3	.625	12-3	.800	5-6	.455	1-1	.500	0-0	.000
2003-04	23-8	.742	14-4	.778	3-0	1.000	0-1	.000	0-0	.000	6-3	.667	12-3	.800	8-4	.667	3-1	.750	0-2	.000
2004-05	19-13	.594	13-5	.722	2-1	.667	0-0	.000	0-1	.000	4-6	.444	11-4	.733	6-8	.429	2-1	.677	0-1	.000
2005-06	19-10	.655	11-7	.611	1-1	.500	0-0	.000	0-0	.000	7-2	.778	12-2	.857	6-7	.462	1-1	.500	0-0	.000
Oklahoma																				
2006-07	16-15	.516	6-10	.375	1-1	.500	0-0	.000	0-0	.000	9-4	.692	12-4	.750	1-8	.111	3-3	.500	1-8	.111
2007-08	23-12	.657	9-7	.563	1-1	.500	1-1	.500	0-0	.000	12-3	.800	14-3	.824	5-6	.455	4-3	.571	3-8	.273
2008-09	30-6	.833	13-3	.813	0-1	.000	3-1	.750	0-0	.000	14-1	.933	16-1	.941	8-3	.727	6-2	.750	4-3	.571
*2009-10	13-18	.419	4-12	.250	0-1	.000	0-0	.000	0-0	.000	9-5	.643	11-4	.733	1-10	.091	1-4	.200	1-4	.200
2010-11	14-18	.438	5-11	.313	1-1	.500	0-0	.000	0-0	.000	8-6	.571	12-4	.750	1-9	.100	1-5	.167	0-8	.000
Pitt																				
2018-19	14-19	.424	3-15	.167	1-1	.500	0-0	.000	0-0	.000	10-3	.769	11-7	.611	0-11	.000	3-1	.750	1-7	.125
2019-20	16-17	.485	6-14	.300	1-1	.500	0-0	.000	0-0	.000	9-2	.818	11-7	.611	2-9	.182	3-1	.750	0-4	.000
2020-21	10-12	.455	6-10	.375	0-1	.000	0-0	.000	0-0	.000	4-1	.800	7-6	.539	3-5	.375	0-1	.000	1-2	.333
2021-22	11-21	.344	6-14	.300	0-1	.000	0-0	.000	0-0	.000	5-6	.455	8-11	.421	3-9	.250	0-1	.000	0-1	.000
2022-23	24-12	.667	14-6	.700	1-1	.500	2-1	.667	-	-	7-4	.636	14-3	.824	7-5	.583	3-4	.429	3-5	.375
2023-24	18-9	.667	9-7	.562	-	-	-	-	-	-	9-2	.818	11-5	.688	6-3	.667	1-1	.500	2-2	.500
Career	255-200	.560	127-131	.492	13-13	.500	6-4	.600	0-1	.000	109-52	.677	163-67	.709	61-103	.374	31-31	.500	15-55	.214

* Oklahoma vacated 13 regular season wins, including four conference wins, due to use of an ineligible player during the 2009-10 season; vacated wins not included in career totals

BLAKE HINSON

FORWARD | 6-8 | 230 | DELTONA, FLA. (OLE MISS / IOWA STATE)

**ALL-AMERICA
ALL-DISTRICT / ALL-REGION
FIRST TEAM ALL-ACC**

POINTS: 18.9 PPG

REBOUNDS: 5.0 RPG.

THREE-POINT FIELD GOALS: 95

THREE-POINT PERCENTAGE: .422

DOUBLE-FIGURE SCORING GAMES: 24

20+ POINT GAMES: 12

TOP GAMES

Binghamton (11/10)	26 pts, 8-14 fg, 4 3fg
Clemson (12/3)	27 pts, 6 rebs, 6-10 3fg
at West Virginia (12/6)	29 pts, 7 rebs, 9 3fg
Canisius (12/9)	26 pts, 8-13 fg, 3-4 3fg
at No. 7 Duke (1/20)	24 pts, 8 rebs, 7-7 3fg
at Miami (1/27)	21 pts, 9 rebs, 4 3fg
Wake Forest (1/31)	17 pts, 6-10 fg
at No. 21 Virginia (2/13)	27 pts, 11-19 fg, 5 3fg
Louisville (2/13)	41 pts, 9-13 3fg
Virginia Tech (2/24)	22 pts, 3 3fg

NOTABLES

- Leads the Panthers in scoring (18.9 ppg.), double-figure scoring games (24), 20+ point games (12), and three-point field goals (95)
- Leads the ACC and ranks 7th in the NCAA with 95 three-pointers ... also ranks in the top 5 in the ACC in scoring, three-point percentage, and 20+ point games
- Only player in the NCAA averaging 18.0 or more points and 5.0 or more rebounds per game with 90 or more made threes
- Two-time ACC Player of the Week selection ... named ESPN, Naismith, Lute Olson Award, and USBWA National Player of the Week Feb. 19-20
- Matched an ACC record with 7-of-7 effort from three-point range at No. 7 Duke
- Posted the first 40+ point game by an ACC player since the 2018-19 season ... had 41 points while matching his own school record with nine threes at home against Louisville



CARLTON CARRINGTON

GUARD | 6-5 | 190 | BALTIMORE, MD. (ST. FRANCES ACADEMY)

**FRESHMAN ALL-AMERICA
ALL-DISTRICT / ALL-REGION
ACC ROOKIE OF THE YEAR
ACC ALL-FRESHMAN TEAM
ALL-ACC**

POINTS: 12.7 PPG

REBOUNDS: 5.2 RPG.

ASSISTS: 4.2 APG.

DOUBLE-FIGURE SCORING GAMES: 18

5+ REBOUND GAMES: 13

5+ ASSIST GAMES: 11

TOP GAMES

NC A&T (11/6)	18 pts, 12 rebs, 10 asts
Florida Gulf Coast (11/13)	19 pts, 7 asts
at West Virginia (12/6)	16 pts, 4 rebs, 9 asts
No. 8 North Carolina (1/2)	20 pts, 4 rebs
at Georgia Tech (1/23)	19 pts, 6 rebs, 6-10 fg
Wake Forest (1/31)	24 pts, 5 rebs, 4 asts
at No. 21 Virginia (2/13)	9 pts, 8 rebs, 6 asts

NOTABLES

- Looking to become just the 16th freshman in the NCAA since 1992-93 to average at least 13.0 points, 5.0 rebounds, and 4.0 assists per game
- Leads ACC freshman with four ACC Rookie of the Week selections
- Ranks second among ACC freshman in rebounds, and double-figure scoring games ... also third in scoring and assists
- Recorded a triple-double in his debut, joining Dennis Scott (Georgia Tech) as the only ACC players to accomplish that feat ... was also just the 10th triple-double by a freshman in ACC history
- First Division I freshman to record triple-double in debut since the 2001-02 season
- 10th youngest player in the NCAA



ISHMAEL LEGGETT

GUARD | 6-3 | 185 | PRINCE GEORGE'S COUNTY, MD (RHODE ISLAND)



ACC SIXTH MAN OF THE YEAR
ALL-ACC
ACC ALL-DEFENSIVE TEAM

POINTS: 12.2 PPG

REBOUNDS: 5.3 RPG.

ASSISTS: 2.2 APG.

STEALS: 32

FREE THROW PERCENTAGE: .833

DOUBLE-FIGURE SCORING GAMES: 20

5+ REBOUND GAMES: 15

TOP GAMES

Binghamton (11/10)	18 pts, 11 rebs, 5 asts, 4 stls
vs. Florida (11/22)	19 pts, 9 rebs, 2 stls
vs. Oregon State (11/24)	15 pts, 7 rebs, 3 asts
at Miami (1/27)	14 pts, 4 rebs, 3 stls
Wake Forest (1/31)	22 pts, 5 rebs, 3 stls, 4 3fg
at No. 21 Virginia (2/13)	13 pts, 8 rebs, 3 stls
Virginia Tech (2/24)	13 pts, 6 rebs, 6-12 fg

NOTABLES

- Leads ACC guards (6-5 and under) in rebounding at 5.3 rpg. ... ranks 12th among ACC transfers in scoring (12.2 ppg.)
- Has emerged as one of the top sixth men in the ACC averaging 13.2 points, 4.8 rebounds, and 1.3 steals per game off the bench over the past 10 contests
- Leads the Panthers in rebounding (5.3 rpg.) and steals (32), while ranking third in scoring (12.2 ppg.) and assists (57) ... has scored in double figures 20 times including nine of the past 10 games off the bench
- Became the first Pitt player with 15+ points, 10+ rebounds, 5+ assists, and 4+ steals since Kellii Taylor accomplished that feat during the 1996-97 season in Nov. 10 win over Binghamton



JALAND LOWE

GUARD | 6-3 | 170 | MISSOURI CITY, TEXAS (FORT BEND MARSHAL)

ACC ALL-ROOKIE TEAM

POINTS: 8.9 PPG

REBOUNDS: 2.6 RPG.

ASSISTS: 2.9 APG.

FREE THROW PERCENTAGE: .824

20-POINT GAMES: 2

DOUBLE-FIGURE SCORING GAMES: 12

TOP GAMES

Florida Gulf Coast (11/13)	12 pts, 5-9 fg, 2-4 3fg
Syracuse (1/16)	20 pts, 3 asts, 8-15 fg
at No. 7 Duke (1/20)	17 pts, 6 asts, 2 stls, 2fg
at Miami (1/27)	17 pts, 7 rebs, 4 asts
at NC State (2/7)	20 pts, 7-12 fg, 2 3fg
at No. 21 Virginia (2/13)	12 pts, 4 rebs, 2 asts
Louisville (2/17)	10 pts, 4 rebs, 5 asts, 2 stls
Virginia Tech (2/24)	18 pts, 4 rebs, 6 asts, 2 stls

NOTABLES

- Averaging 12.0 points, 3.1 rebounds and 3.3 assists per game in ACC play ... fourth among freshmen in points per game in conference play
- 11 of his 12 double figure scoring games have come in conference play
- Averaging 13.3 points, 3.6 rebounds, and 3.5 assists per game, while going 19-of-46 (.413) from three-point range, since joining the starting lineup 13 games ago ... has scored in double figures 10 times in that stretch and played 30+ minutes in each of the past 12 games.
- Named ACC Rookie of the Week (Jan. 22) after averaging 18.5 points and 4.5 assists per game against Syracuse and Duke



2023-24 PITT BASKETBALL CHARTS

Overall Record: 18-9 (Home: 11-5; Road: 6-3; Neutral: 1-1)
ACC Record: 9-7 (Home: 4-4; Road: 5-3)

Date	Opponent	Time/ Result	Pitt High Scorer	Opponent High Scorer	Pitt High Rebounder	Opponent High Rebounder	Pitt High Assists	Att.
O. 21	vs. Georgetown (Scrim.)	W, 78-64	Leggett (20)	Cook (17)	Hinson (7)	Cook (10)	Carrington & Leggett (5)	n/a
N. 1	PITT-JOHNSTOWN (EXH.)	W, 96-60	Carrington & Hinson (16)	Shull (16)	G. Diaz Graham & Jeffress (8)	Headings (7)	Carrington (6)	n/a
N. 6	NC A&T	W, 100-52	Carrington (18)	Duke (15)	Carrington (12)	Duke (6)	Carrington (10)	6,767
N. 10	BINGHAMTON	W, 89-60	Hinson (26)	Ashe (15)	Leggett (11)	Benson (8)	Leggett (5)	7,747
N. 13	FLORIDA GULF COAST	W, 86-74	Carrington (19)	Kellman (14)	Leggett & Federiko (7)	Two with (6)	Carrington (7)	6,567
N. 17	JACKSONVILLE	W, 107-56	Hinson (25)	Niblack (22)	G. Diaz Graham (10)	Two with (5)	Lowe (6)	7,842
Preseason NIT								
N. 22	+ vs. Florida	L, 86-71	Leggett (19)	Clayton, Jr. (28)	Leggett & Austin (9)	Samuel (10)	Carrington (7)	1,873
N. 24	+ vs. Oregon State	W, 76-51	Austin (19)	Akanno (12)	Austin (8)	Ibekwe (6)	Carrington (5)	1,620
ACC/SEC Challenge								
N. 28	MISSOURI	L, 71-64	Hinson (22)	East II (21)	Leggett & Carrington (7)	Carter (8)	Carrington (4)	7,930
D. 3	CLEMSON *	L, 79-70	Hinson (27)	Girard III (25)	Austin (7)	Schieffelin (17)	Carrington (6)	7,713
Backyard Brawl								
D. 6	at West Virginia	W, 80-63	Hinson (29)	Slazinski (22)	Jeffress (9)	Edwards (9)	Carrington (9)	12,301
D. 9	CANISIUS	W, 82-71	Hinson (26)	Uijtendaal (18)	Hinson & Leggett (5)	Mitchell (9)	Carrington & Leggett (5)	7,808
D. 16	SOUTH CAROLINA STATE	W, 86-50	Hinson (19)	Taylor (14)	G. Diaz Graham (8)	Three with (4)	Lowe (6)	8,370
D. 20	PURDUE FORT WAYNE	W, 62-48	G. Diaz Graham (13)	Ballo (11)	G. Diaz Graham (8)	Two with (8)	Three with (3)	7,641
D. 30	at Syracuse *	L, 81-73	Carrington (17)	Copeland (22)	Jeffress (10)	Copeland (9)	Carrington (5)	20,642
J. 2	[-/8] NORTH CAROLINA *	L, 70-57	Carrington (20)	Bacot (16)	Leggett (8)	Ingram (15)	Carrington & Lowe (2)	9,770
J. 6	at Louisville *	W, 83-70	Hinson (21)	James (23)	Three with (6)	Glenn (7)	Carrington (5)	10,883
J. 9	[-/11] DUKE *	L, 75-53	Austin (11)	Filipowski (26)	G. Diaz Graham (8)	Filipowski (10)	Federiko (3)	11,476
J. 16	SYRACUSE *	L, 69-58	Lowe (20)	Starling (17)	Hinson (8)	Mintz (9)	Lowe (3)	7,708
J. 20	[-/7] at Duke *	W, 80-76	Hinson (24)	McCain (20)	Hinson (8)	Foster (6)	Lowe (6)	9,314#
J. 23	at Georgia Tech *	W, 72-64	Carrington (19)	Ndongo (17)	Federiko (7)	Ndongo (8)	Austin (4)	3,612
J. 27	at Miami *	L, 72-68	Hinson (21)	Omier (18)	Hinson (9)	Omier (10)	Three with (4)	7,719
J. 31	WAKE FOREST *	W, 77-72	Carrington (24)	Sallis (22)	Federiko (7)	Reid (10)	Carrington (4)	7,769
F. 3	NOTRE DAME *	W, 70-60	Hinson (17)	Burton (17)	Federiko (9)	Imes (6)	Lowe (5)	10,854
F. 7	at NC State *	W, 67-64	Lowe (20)	Horne (25)	Federiko (11)	Burns & O'Connell (5)	Carrington (3)	11,366
F. 13	[-/21] at Virginia *	W, 74-63	Hinson (27)	Beekman (19)	Carrington & Leggett (8)	Beekman (6)	Carrington (6)	13,858#
F. 17	LOUISVILLE *	W, 86-59	Hinson (41)	Glenn (17)	Federiko (8)	White (11)	Carrington (8)	11,419
F. 20	[rv/-] -at Wake Forest *	L, 91-58	Leggett (15)	Miller (18)	G. Diaz Graham (8)	Carr (8)	Lowe (4)	7,448
F. 24	[rv/-] VIRGINIA TECH *	W, 79-64	Hinson (22)	Pedulla (26)	Austin (14)	Pedulla (8)	Lowe (6)	12,094
F. 27	at Clemson *							
M. 2	at Boston College *							
M. 5	FLORIDA STATE *							
M. 9	NC STATE *							

ACC Tournament

M. 12-16 < ACC Tournament

+ Barclays Center
* Denotes ACC contest
< Capital One Arena

All Game times are Eastern Time Zone
HOME GAMES IN BOLD CAPS
denotes sellout

2023-24 ATTENDANCE FIGURES

Site	Games	Total	Average
Home	16	139,475	8,717
Away	9	96,870	10,763
Neutral	2	3,493	1,747
Total	27	250,721	9,286

PITT BY THE NUMBERS

Seasons of Men's Basketball	116th
Total Games	2,941
All-time record	1,700-1,241
All-time ACC record (regular season only)	76-124 (10th season)
NCAA Tournament Appearances	27 (last in 2023)
NIT Appearances	9 (last in 2015)
20+ Win Seasons	23 (last in 2023)
30+ Win Seasons	2 (last in 2004)
Overtime Games	110 (60-50)
Pitt 100-Point Games	45 (45-0)
Consecutive games holding opponents under .500 shooting	1
Consecutive games holding opponents under 100 points	223
Consecutive games scoring at least 70 points	1

TEAM GAME HIGHS & LOWS

		PITT	OPPONENT
Points 1st Half	High	52 vs. Jacksonville (11/17/23)	48 by Duke (1/9/24)
	Low	23 vs. Duke (1/9/24)	15 by NC A&T (11/6/23)
Points 2nd Half	High	55 vs. Jacksonville (11/17/23)	51 by Syracuse (12/30/23)
	Low	25 at Wake Forest (2/20/24)	24 by Oregon State (11/24/23)
Total Points	High	107 vs. Jacksonville (11/17/23)	91 by Wake Forest (2/20/24)
	Low	53 vs. Duke (1/9/24)	48 by Purdue Fort Wayne (12/20/23)
FG Made	High	40 vs. NC A&T (11/6/23)	31, 2x; last by Wake Forest (2/20/24)
	Low	16 vs. Missouri (11/28/23)	16, by South Carolina State (12/16/23)
FG Attempted	High	72 vs. Jacksonville (11/17/23)	70 by NC A&T (11/6/23)
	Low	47 vs. Missouri (11/28/23)	45 by Louisville (2/17/24)
FG Percentage	High	.563 [40-of-71] vs. NC A&T (11/6/23)	.600 [31-of-51] by Wake Forest (2/20/24)
	Low	.290 [18-of-62] at Wake Forest (2/20/24)	.271 [19-of-70] by NC A&T (11/6/23)
3-Pt. FG Made	High	16 at West Virginia (12/6/23)	11, 3x; last by Duke (1/20/24)
	Low	2 vs. Purdue Fort Wayne (12/20/23)	1, 2x; last by Louisville (2/17/24)
3-Pt. FG Att.	High	38 at West Virginia (12/6/23)	31, 2x; last by Miami (1/27/24)
	Low	19, 2x; last vs. Wake Forest (1/31/24)	12 by Louisville (2/17/24)
3Pt. FG Pct.	High	.500, 2x; last [10-of-20] at Duke (1/20/24)	.588 [10-of-17] by Syracuse (1/16/24)
	Low	.100 [2-of-20] vs. Purdue Fort Wayne (12/20/23)	.067 [1-of-15] by Jacksonville (11/17/23)
FT Made	High	26 vs. Jacksonville (11/17/23)	24 by Syracuse (12/30/23)
	Low	6, 2x; last vs. Duke (1/9/24)	3 by Purdue Fort Wayne (12/20/23)
FT Attempted	High	35 vs. Jacksonville (11/17/23)	30 by Syracuse (12/30/23)
	Low	7, 2x; last vs. Duke (1/9/24)	6 by Purdue Fort Wayne (12/20/23)
FT Percentage	High	.905 [19-of-21] at Louisville (1/6/24)	1.000 [10-of-10] by Canisius (12/9/23)
	Low	.471 [8-of-17] vs. NC A&T (11/6/23)	.400 [6-of-15] by NC State (2/7/24)
Off. Rebounds	High	19 vs. Jacksonville (11/17/23)	16 by North Carolina (1/3/24)
	Low	6, 2x; last vs. Canisius (12/9/23)	2 last by Louisville (2/17/24)
Def. Rebounds	High	43 vs. NC A&T (11/6/23)	35 by North Carolina (1/3/24)
	Low	13 at Wake Forest (2/20/24)	19, 2x; last by Georgia Tech (1/23/24)
Total Rebounds	High	56 vs. NC A&T (11/6/23)	51 by North Carolina (1/3/24)
	Low	25 vs. Canisius (12/9/23)	25, 3x; last by Virginia (2/13/24)
Assists	High	24 vs. Jacksonville (11/17/23)	24 by Florida (11/22/23)
	Low	6 vs. North Carolina (1/3/24)	4 by Jacksonville (11/17/23)
Blocked Shots	High	9 vs. NC A&T (11/6/23)	7 by North Carolina (1/3/24)
	Low	1 vs. Canisius (12/9/23)	0 by Oregon State (11/24/23)
Steals	High	13, 2x; last vs. Duke (1/9/24)	12 by Syracuse (12/30/23)
	Low	2, vs. Notre Dame (2/3/24)	2, 3x; last by Louisville (2/17/24)
Turnovers	High	15 at Syracuse (12/30/23)	18, 2x; last by Louisville (1/6/24)
	Low	3 vs. Louisville (2/17/24)	5 by Virginia (2/13/24)
Personal Fouls	High	21, 2x; last vs. Virginia Tech (2/24/24)	26 by Jacksonville (11/17/23)
	Low	8 vs. Canisius (12/9/23)	12, 2x; last by Louisville (2/17/24)

INDIVIDUAL GAME HIGHS & LOWS

		PITT	OPPONENT
Points		41, Blake Hinson vs. Louisville (2/17/24)	28, Walter Clayton, Jr., Florida (11/22/23)
FG Made		14, Blake Hinson vs. Louisville (2/17/24)	11, 2x; last Kyle Filipowski, Duke (1/9/24)
FG Attempted		24, Blake Hinson vs. Louisville (2/17/24)	20, Hunter Sallis, Wake Forest (1/31/24)
3-Pt. FG Made		9, 2x; last Blake Hinson vs. Louisville (2/17/24)	6, 2x; last Joseph Girard III, Clemson (12/3/23)
3-Pt. FG Attempted		15, Blake Hinson at West Virginia (12/6/23)	12, Landon Glasper, NC A&T (11/6/23)
FT Made		8, 3x; last Carlton Carrington vs. Wake Forest (1/31/24)	13, Qadir Copeland, Syracuse (12/30/23)
FT Attempted		10, Blake Hinson vs. Virginia Tech (2/24/24)	15, Qadir Copeland, Syracuse (12/30/23)
Rebounds		14, Zack Austin vs. Virginia Tech (2/24/24)	17, Ian Schieffelin, Clemson (12/3/23)
Offensive Rebounds		6, 2x; last Guillermo Diaz Graham at Wake Forest (2/20/24)	7, Ian Schieffelin, Clemson (12/3/23)
Defensive Rebounds		12, Carlton Carrington vs. NC A&T (11/6/23)	11, Tre White, Louisville (2/17/24)
Assists		10, Carlton Carrington vs. NC A&T (11/6/23)	8, Zyon Pullen, Florida (11/22/23)
Turnovers		6, Ishmael Leggett vs. Missouri (11/28/23)	5, 3x; last Kyle Filipowski, Duke (1/9/24)
Blocked Shots		5, Zack Austin vs. Virginia Tech (2/24/24)	5, Ryan Dunn, Virginia (2/13/24)
Steals		5, Guillermo Diaz Graham vs. Duke (1/9/24)	3, 9x; last Cameron Hildreth, Wake Forest (2/20/24)
Minutes		40:00, 2x; last Blake Hinson vs. Virginia Tech (2/24/24)	38:47, Judah Mintz, Syracuse (1/16/24)

GAME-BY-GAME COMPARISON

Opponent	1st Half	2nd Half	Final	FG	FG PCT	3FG	3FG PCT	FT	FT PCT	REB	ASTS	TO	BLKS	STLS	FOULS
NC A&T	50-15	50-37	100-52	40-71/19-70	.563/.271	12-29/8-34	.414/.235	8-17/6-9	.471/.667	58/28	21/9	10/9	9/6	5/5	12/17
BINGHAMTON	40-32	49-28	89-60	30-65/21-61	.462/.344	10-27/8-26	.370/.320	19-27/10-18	.704/.556	50/32	13/11	12/15	7/2	11/4	16/20
FLORIDA GULF COAST	45-35	41-39	86-74	30-61/28-58	.492/.483	8-28/7-24	.286/.292	18-32/11-17	.563/.647	42/29	15/12	7/9	5/2	6/3	16/18
JACKSONVILLE	52-22	55-34	107-56	33-72/17-52	.458/.327	15-35/1-15	.429/.067	26-35/21-25	.743/.840	51/29	24/4	6/14	8/5	7/4	21/26
vs. Florida	34-39	37-47	71-86	24-68/31-66	.353/.470	10-34/8-24	.294/.333	13-21/16-24	.619/.667	46/37	17/24	14/8	5/6	5/11	17/19
vs. Oregon State	39-27	37-24	76-51	24-60/17-52	.400/.327	8-31/2-21	.258/.096	20-24/15-21	.833/.714	44/31	15/11	11/14	3/0	6/8	19/19
MISSOURI	35-38	29-33	64-71	16-47/27-60	.340/.450	7-25/8-22	.280/.364	25-31/9-14	.806/.643	33/36	8/14	11/10	3/4	4/6	14/20
CLEMSON *	26-37	44-42	70-79	25-58/28-60	.431/.467	8-23/11-30	.348/.367	12-22/12-15	.545/.800	33/40	13/15	7/9	4/1	6/5	16/19
at West Virginia	36-35	44-28	80-63	22-53/29-62	.468/.415	16-38/3-20	.421/.150	6-7/16-18	.857/.889	33/32	12/11	6/9	4/4	4/2	13/17
CANISIUS	40-41	42-30	82-71	31-58/26-49	.534/.531	12-24/9-24	.500/.375	8-12/10-10	.667/1.000	35/35	16/14	8/15	1/1	8/3	8/15
SOUTH CAROLINA ST.	36-20	50-30	86-50	31-62/16-57	.500/.281	9-24/4-22	.375/.182	15-21/14-16	.714/.875	40/36	23/8	11/18	8/6	13/6	11/17
PURDUE FORT WAYNE	31-17	31-31	62-48	24-66/20-59	.364/.339	2-20/5-26	.100/.192	12-17/3-6	.706/.500	54/33	13/6	13/13	5/3	6/6	12/16
at Syracuse *	38-30	35-51	73-81	26-62/27-57	.419/.474	10-25/3-17	.400/.176	11-24/24-30	.458/.800	39/40	12/16	15/13	3/6	5/12	19/21
[8] NORTH CAROLINA *	28-31	29-39	57-70	21-66/26-33	.309/.365	5-29/5-17	.172/.294	10-15/19-22	.667/.864	41/51	6/12	8/9	8/7	5/5	19/19
at Louisville *	40-34	43-36	83-70	26-57/24-47	.456/.511	12-34/10-21	.353/.476	19-21/12-14	.905/.857	28/27	15/15	11/18	2/3	9/4	17/18
[11] DUKE *	23-48	30-27	53-75	19-58/29-56	.328/.518	9-27/11-25	.333/.440	6-7/6-9	.857/.667	26/42	10/19	10/14	4/5	13/5	11/14
SYRACUSE *	26-37	32-32	58-69	23-65/25-53	.354/.472	5-26/10-17	.192/.588	7-11/9-13	.636/.692	40/36	11/13	10/9	8/3	3/5	16/18
at [7] Duke *	38-34	42-42	80-76	30-59/22-49	.508/.449	10-20/11-26	.500/.393	10-16/21-28	.750/.625	32/25	13/11	10/11	6/3	5/6	20/16
at Georgia Tech *	31-27	41-37	72-64	24-50/22-56	.480/.393	8-19/8-25	.421/.320	16-21/12-16	.762/.750	33/31	13/9	11/9	4/5	6/5	14/16
at Miami *	29-40	39-32	68-72	24-64/28-63	.375/.444	11-36/10-31	.306/.323	9-16/6-8	.563/.750	37/41	15/16	4/8	5/4	7/2	10/12
WAKE FOREST *	27-37	50-35	77-72	26-57/28-60	.456/.467	8-19/6-22	.421/.273	17-21/10-12	.833/.810	29/35	7/9	10/15	4/5	11/4	14/19
NOTRE DAME *	28-22	42-38	70-60	22-49/20-51	.449/.392	10-25/5-19	.400/.263	16-22/15-17	.727/.882	33/28	12/7	12/10	5/2	2/8	17/17
at NC State *	38-30	29-34	67-64	22-52/26-56	.423/.464	5-21/6-18	.238/.333	18-20/6-15	.900/.400	37/28	9/11	10/6	4/2	3/4	14/16
at [21] Virginia *	35-31	39-32	74-63	26-58/25-50	.448/.500	14-32/4-14	.438/.286	8-11/9-13	.727/.692	35/25	14/19	8/5	2/6	5/4	11/14
LOUISVILLE *	37-27	49-32	86-59	31-67/20-45	.463/.444	15-31/1-12	.484/.083	9-11/18-21	.818/.857	36/27	22/9	3/12	2/4	9/2	16/12
at Wake Forest *	33-45	25-46	58-91	18-62/31-51	.290/.00	9-33/10-20	.273/.500	13-19/19-20	.684/.950	29/39	9/18	9/10	2/3	6/5	19/16
VIRGINIA TECH *	36-36	43-28	79-64	29-57/24-59	.509/.407	9-21/3-20	.429/.150	12-18/13-17	.667/.765	42/28	13/13	10/8	7/2	4/3	21/20
at Clemson *															
at Boston College *															
FLORIDA STATE *															
NC STATE *															

GAME-BY-GAME SPECIALTY STATS

[illegible]

GAME-BY-GAME CHART

[illegible]

PLAYER SEASON & CAREER HIGHS

2023-24	CAREER
2 - Blake Hinson	
Pts 41 vs. Louisville (2/17/24)	same
Rebs 10 vs. Purdue Fort Wayne (12/20/23)	13, 3x; last at Notre Dame (3/1/23)
Asts 2, 8x; last vs. Virginia Tech (2/24/24)	5 at Northwestern (11/28/22)
Blks 1, 2x; last at Miami (1/27/24)	2, 4x; last vs. Miami (1/28/23)
Stls 2 vs. South Carolina St. (12/16/23)	4 vs. Alabama State (11/20/22)
Mins 40 vs. Virginia Tech (2/24/24)	49 vs. Auburn (1/28/19)
5 - Ishmael Leggett	
Pts 22 vs. Wake Forest (1/31/24)	34, vs. Tulane (11/22/22)
Rebs 11 vs. Binghamton (11/10/23)	14, vs. St. Bonaventure (1/11/23)
Asts 5, 3x; last vs. South Carolina St. (12/16/23)	5, 4x; last vs. South Carolina St. (12/16/23)
Blks 2, vs. South Carolina St. (12/16/23)	2, 2x; last vs. South Carolina St. (12/16/23)
Stls 4 vs. Binghamton (11/10/23)	4, 3x; last vs. Binghamton (11/10/23)
Mins 36, 2x; last vs. Canisius (12/9/23)	43 vs. George Washington
7 - Carlton Carrington	
Pts 24 vs. Wake Forest (1/31/24)	same
Rebs 12 vs. NC A&T (11/6/23)	same
Asts 10 vs. NC A&T (11/6/23)	same
Blks 1, 7x; last at NC State (2/7/24)	same
Stls 2, 2x; last at Miami (1/27/24)	same
Mins 40, 2x; last vs. Wake Forest (1/31/24)	same
11 - Marlon Barnes, Jr.	
Pts -	-
Rebs -	-
Asts -	-
Blks -	-
Stls -	-
Mins -	-
12 - KJ Marshall	
Pts 3 vs. NC A&T (11/6/23)	3, 2x; last vs. NC A&T (11/6/23)
Rebs -	1, 3x; last vs. Sacred Heart (12/10/22)
Asts 1, 3x; last vs. Louisville (2/17/24)	same
Blks -	-
Stls -	1 vs. Binghamton (12/20/19)
Mins 2, 5x; last at Wake Forest (2/20/24)	5 vs. Louisville (2/7/23)
15 - Jaland Lowe	
Pts 20, 2x; last at NC State (2/7/24)	same
Rebs 7 at Miami (1/27/24)	same
Asts 6, 4x; last vs. Virginia Tech (2/24/24)	same
Blks 1, 2x; last vs. Virginia Tech (2/24/24)	same
Stls 2, 7x; last vs. Virginia Tech (2/24/24)	same
Mins 38 vs. Louisville (2/17/24)	same

2023-24	CAREER
24 - William Jeffress	
Pts 7 vs. NC A&T (11/6/23)	9, 2x; last vs. Colgate (12/9/21)
Rebs 10 at Syracuse (12/30/23)	same
Asts 1, 7x; last vs. Syracuse (1/16/24)	4 vs. Towson (11/19/21)
Blks 1, 6x; last vs. Syracuse (1/16/24)	2, 3x; last vs. Jacksonville (12/21/21)
Stls 3 vs. NC A&T (11/6/23)	3 vs. UNC Wilmington (11/16/21)
Mins 26 at West Virginia (12/6/23)	39 vs. Towson (11/19/21)
25 - Guillermo Diaz Graham	
Pts 23 vs. Jacksonville (11/17/23)	same
Rebs 10 vs. Jacksonville (11/17/23)	same
Asts 4, 2x; last vs. South Carolina St. (12/16/23)	same
Blks 4 vs. North Carolina (1/3/24)	5 vs. Louisville (2/7/23)
Stls 5 vs. Duke (1/9/24)	same
Mins 30 vs. Purdue Fort Wayne (12/20/23)	37 vs. Mississippi State (3/14/23)
31 - Jorge Diaz Graham	
Pts 14 vs. NC A&T (11/6/23)	same
Rebs 6, 2x; last at West Virginia (12/6/23)	8 vs. Alabama State (11/20/22)
Asts 3 vs. South Carolina St. (12/16/23)	same
Blks 1, 5x; last vs. Duke (1/9/24)	4 vs. Louisville (2/7/23)
Stls 3 vs. Canisius (12/9/23)	4 vs. Michigan (11/16/22)
Mins 21 vs. Jacksonville (11/17/23)	25 vs. FDU (11/22/22)
33 - Federiko Federiko	
Pts 13 vs. NC A&T (11/6/23)	22 vs. North Florida (12/17/22)
Rebs 11 at NC State (2/7/24)	14 vs. Sacred Heart (12/10/22)
Asts 2, 5x; last vs. Virginia Tech (2/24/24)	3 vs. Sacred Heart (12/10/22)
Blks 4 vs. NC A&T (11/6/23)	4, 4x; last vs. NC A&T (11/6/23)
Stls 2 5x; last vs. Louisville (2/17/24)	2, 8x; last vs. Louisville (2/17/24)
Mins 32 at Miami (1/27/24)	35, 2x; last vs. Miami (1/28/23)
55 - Zack Austin	
Pts 20 at Louisville (1/6/24)	26, 2c; last at Radford (1/21/23)
Rebs 14 vs. Virginia Tech (2/24/24)	16 vs. Hampton (3/2/22)
Asts 4 at Georgia Tech (1/23/24)	6 vs. Charleston Southern (2/4/23)
Blks 5 vs. Virginia Tech (2/24/24)	7 vs. Howard (11/20/21)
Stls 4 at Louisville (1/6/24)	4, 2x; last at Louisville (1/6/24)
Mins 38 at Louisville (1/6/24)	47 vs. Furman (11/30/21)

THE LAST TIME IT HAPPENED ...

TEAM

Pitt Was Ranked (AP Poll)

No. 1	Feb. 23, 2009
Top 5 (2-5)	No. 4 on March 14, 2011
Top 10 (6-10)	No. 6 on Dec. 27, 2010
Top 25 (11-25)	No. 25 on Feb. 27, 2023

Pitt Played a Ranked Opponent (AP Poll)

No. 1	at Louisville on Dec. 6, 2019
Top 5	at No. 4 Duke on March 1, 2022
Top 10	at No. 7 Duke on Jan. 20, 2024
Top 25	at No. 21 Virginia on Feb. 13, 2024

Pitt Defeated a Ranked Opponent (AP Poll)

No. 1	vs. Connecticut (70-60) on March 7, 2009
Top 5	vs. No. 3 Syracuse (74-66) on Jan. 17, 2011
Top 10	vs. No. 7 Duke (80-76) on Jan. 20, 2024
Top 25	at No. 21 Virginia (74-63) on Feb. 13, 2024

Pitt Lost To a Ranked Opponent (AP Poll)

No. 1	at Louisville (64-46) on Dec. 6, 2019
Top 5	vs. No. 4 Duke (86-56) on March 1, 2022
Top 10	vs. No. 8 North Carolina on Jan. 2, 2024
Top 25	vs. No. 11 Duke on Jan. 9, 2024

Pitt Faced No. 1 (AP Poll)

Home	vs. Virginia (L, 66-37) on Feb. 24, 2018
Road	at Louisville (64-46) on Dec. 6, 2019
Neutral	vs. Florida (L, 61-45) on March 22, 2014

100 Points by a Team

By Pitt	107, vs. Jacksonville (11/17/23)
By Opponent	106, Louisville (1/24/17)

40+ Point Win

By Pitt	51 [107-56], vs. Jacksonville (11/17/23)
By Opponent	55 [106-51], vs. Louisville (1/24/17)

30-39 Point Win

By Pitt	36 [86-50], vs. South Carolina St. (12/16/23)
By Opponent	33 [91-58], at Wake Forest (2/20/24)

20-29 Point Win

By Pitt	27 [86-59], Louisville (2/17/24)
By Opponent	22 [75-53], Duke (1/9/24)

Overtime Game

Pitt Win	89-86, vs. Louisville (1/9/19)
Pitt Loss	73-68, vs. Louisville (1/14/20)

Double Overtime Game

Pitt Win	93-90, vs. Eastern Michigan (11/11/16)
Pitt Loss	95-89, vs. Oklahoma State (12/21/06)

Triple Overtime Game

Pitt Win	98-95, vs. West Virginia (2/12/10)
Pitt Loss	74-73, at George Washington (1/10/76)

Won The Game In The Final Seconds

By Pitt	Jamarius Burton makes two free throws with 3.6 seconds left in 65-64 win over North Carolina
By Opponent	Tyrin Lawrence two free throws with 1.1 seconds remaining give Vanderbilt a 75-74 win

Five or More Players in Double-Digit Scoring

By Pitt	5, vs. NC A&T (11/6/23)
By Opponent	5, Wake Forest (2/20/24)

Made 40-49 Field Goals

By Pitt	40, vs. NC A&T (11/6/23)
By Opponent	41, UCLA (2/2/91)

Made Fewer Than 20 Field Goals

By Pitt	18, at Wake Forest (2/20/24)
By Opponent	17, Oregon State (11/24/23)

Had 70-79 Field Goal Attempts

By Pitt	72, vs. Jacksonville (11/17/23)
By Opponent	70, NC A&T (11/6/23)

Had 80-89 Field Goal Attempts

By Pitt	83, vs. Wake Forest (2/16/16)
By Opponent	89, Villanova (3/4/98)

Had 90-99 Field Goal Attempts

By Pitt	92, vs. Houston Baptist (11/9/07)
By Opponent	95, West Virginia (1/18/67)

Had 35 or Fewer Field Goal Attempts

By Pitt	35, vs. Cincinnati (12/17/13)
By Opponent	34, Notre Dame (3/11/10)

Shot Over 60 Percent From The Field

By Pitt	.620 [31-of-50], vs. Drexel (11/28/20)
By Opponent	.600 [31-of-51], Wake Forest (2/20/24)

Shot Over 70 Percent From The Field

By Pitt	.717 [33-of-46], at DePaul (3/9/13)
By Opponent	.700 [42-of-60], Syracuse (2/4/89)

Shot Less Than 30 Percent From The Field

By Pitt	.290 [18-of-62] at Wake Forest (2/20/24)
By Opponent	.281 [16-of-57], South Carolina St. (12/16/23)

Made 10+ Three-Point Field Goals

By Pitt	15, Louisville (2/17/24)
By Opponent	10, Wake Forest (2/20/24)

Made 15+ Three-Point Field Goals

By Pitt	15, Louisville (2/17/24)
By Opponent	15, Wake Forest (2/2/22)

Made 0 Three-Point Field Goals

By Pitt	at Georgia Tech (3/5/16)
By Opponent	Louisville (2/11/15)

Had 30+ Three-Point Field Goal Attempts

By Pitt	33, at Wake Forest (2/20/24)
By Opponent	31, Miami (1/27/24)

Shot Over 60 Percent From The Three-Point Line

By Pitt	.636 [14-of-22], at Northwestern (11/28/22)
By Opponent	.632 [12-of-19], Syracuse (3/14/13)

Shot Over 70 Percent From The Three-Point Line

By Pitt	.727 [8-of-11], vs. Connecticut (3/10/11)
By Opponent	.700 [7-of-10], Georgetown (1/20/10)

Shot Over 80 Percent From The Three-Point Line

By Pitt	.833 [5-of-6], vs. Providence (2/11/90)
By Opponent	-

Shot Less Than 20 Percent From Three-Point Line

By Pitt	.192 [5-of-26] vs. Syracuse (1/16/24)
By Opponent	.150 [3-of-20], Virginia Tech (2/24/24)

Made 30-39 Free Throws

By Pitt	38, vs. Florida State (1/14/19)
By Opponent	33, Wichita State (3/21/13)

Made 40+ Free Throws

By Pitt	42, vs. Oklahoma (1/15/89)
By Opponent	42, St. John's (3/9/95)

Made 5 Or Fewer Free Throws

By Pitt	5, at Louisville (1/18/23)
By Opponent	3, Purdue Fort Wayne (12/20/23)

Had 40-49 Free Throw Attempts

By Pitt	46, vs. Florida State (1/14/19)
By Opponent	40, Florida State (2/18/18)

Had 50+ Free Throw Attempts

By Pitt	50, vs. Seton Hall (2/8/97)
By Opponent	-

Shot Over 90 Percent From The Foul Line

By Pitt	.900 [18-of-20] at NC State (2/7/24)
By Opponent	.950 [19-of-20], Wake Forest (2/20/24)

Shot 100 Percent From The Foul Line

By Pitt	3-of-3, at Miami (1/31/18)
By Opponent	10-of-10, Canisius (12/9/23)

Had 50-59 Rebounds

By Pitt	54, vs. Purdue Fort Wayne (12/20/23)
By Opponent	51, North Carolina (1/2/24)

Had 60+ Rebounds

By Pitt	60, vs. VMI (12/6/11)
By Opponent	74, West Virginia (2/12/64)

Five Players Fouled Out

By Pitt	vs. Villanova (2/7/86)
By Opponent	Seton Hall (2/9/85)

Had 20-29 Assists

By Pitt	22, vs. Louisville (2/17/24)
By Opponent	24, Florida (11/22/23)

Had 30+ Assists

By Pitt	30, vs. Virginia Tech (1/31/16)
By Opponent	31, UCLA (2/2/91)

Had 10+ Blocked Shots

By Pitt	13 vs. Louisville (2/7/23)
By Opponent	12, Vanderbilt (12/7/22)

Had 15+ Steals

By Pitt	15, vs. Binghamton (12/20/19)
By Opponent	17, West Virginia (11/12/21)

Had 20+ Turnovers

By Pitt	20, vs. Miami (2/22/22)
By Opponent	22, Georgia Tech (2/8/20)

Had 30+ Turnovers

By Pitt	32, at West Virginia (11/12/21)
By Opponent	31, Carnegie Mellon (12/16/96)

Committed 10 Or Fewer Turnovers

By Pitt	10, vs. Virginia Tech (2/24/24)
By Opponent	8, Virginia Tech (2/24/24)

THE LAST TIME IT HAPPENED ...

INDIVIDUAL

30-39 Points by a Player

By Pitt 31, Jamarius Burton vs. North Carolina (12/30/22)
By Opp. 30, Keve Aluma, Virginia Tech (2/3/21)

40+ Points by a Player

By Pitt 41, Blake Hinson vs. Louisville (2/17/24)
By Opp. 41, T.J. Warren, NC State (3/3/14)

Two Players Scored 30 or More Points

By Pitt Jamel Artis (30) and Michael Young (30)
vs. Marshall (12/28/16)
By Opp. Kenny Anderson (32) and Dennis Scott (30),
Georgia Tech (12/28/89)

Two Players Scored 20 or More Points

By Pitt Carlton Carrington (24) and Ishmael Leggett (22)
vs. Wake Forest (1/31/24)
By Opp. Quinn Slazinski (22) and Jesse Edwards (20),
West Virginia (12/6/23)

Three Players Scored 20 or More Points

By Pitt Justin Champagnie (24), Xavier Johnson (23) and
Ithiel Horton (20) vs. Syracuse (1/16/21)
By Opp. CJ Burks (25), Stevie Browning (22) and
Ryan Taylor (22), Marshall (12/28/16)

10+ Field Goals Made by a Player

By Pitt 14, Blake Hinson vs. Louisville (2/17/24)
By Opp. 11, Kyle Filipowski, Duke (1/9/24)

15+ Field Goals Made by a Player

By Pitt 15, Jamel Artis at Louisville (1/11/17)
By Opp. 16, T.J. Warren, NC State (3/3/14)

20-29 Field Goal Attempts by a Player

By Pitt 24, Blake Hinson vs. Louisville (2/17/24)
By Opp. 20, Hunter Sallis, Wake Forest (1/31/24)

Player Shot 1.000 With 5+ Field Goal Attempts

By Pitt 5-of-5, Jorge Diaz Graham, vs. NC A&T (11/6/23)
By Opp. 6-of-6, Dallas Walton, Wake Forest (2/2/22)

Player Shot .800 With 10+ Field Goal Attempts

By Pitt 8-of-10 (.800), Blake Hinson at Duke (1/20/24)
By Opp. 11-of-12 [917], Kyle Filipowski, Duke (1/9/24)

Player Shot .900 With 10+ Field Goal Attempts

By Pitt 9-of-10 [.900], Talib Zanna at Clemson (1/21/14)
By Opp. 11-of-12 [917], Kyle Filipowski, Duke (1/9/24)

5+ 3pt Field Goals Made by a Player

By Pitt 9, Blake Hinson vs. Louisville (2/17/24)
By Opp. 5, DJ Horne, NC State (2/7/24)

10+ 3pt Field Goal Attempts by a Player

By Pitt 13, Blake Hinson vs. Louisville (2/17/24)
By Opp. 10, DJ Horne, NC State (2/7/24)

Player Shot .800 With 5+ 3pt Field Goal Attempts

By Pitt 1.000 [7-of-7], Blake Hinson at Duke (1/20/24)
By Opp. .800 [4-of-5], Joey Baker, Michigan (11/16/22)

10+ Free Throws Made by a Player

By Pitt 13, John Hugley vs. NC State (2/12/22)
By Opp. 11, Sean Pedulla, Virginia Tech (2/24/24)

15+ Free Throws Made by a Player

By Pitt 15, John Hugley vs. Boston College (1/8/22)
By Opp. 16, Michael Sweetney, Georgetown (1/19/02)

10+ Free Throws Attempted by a Player

By Pitt 10, Blake Hinson vs. Virginia Tech (2/24/24)
By Opp. 13, Sean Pedulla, Virginia Tech (2/24/24)

15+ Free Throws Attempted by a Player

By Pitt 15, John Hugley vs. NC State (2/12/22)
By Opp. 15, Qadir Copeland, Syracuse (12/30/23)

Player Shot 1.000 With 10+ Free Throw Attempts

By Pitt 13-of-13, Xavier Johnson vs. Syracuse (1/16/21)
By Opp. 14-of-14, Anthony Barber, NC State (1/19/16)

10+ Rebounds by a Player

By Pitt 14, Zack Austin vs. Virginia Tech (2/24/24)
By Opp. 11, Tre White, Louisville (2/17/24)

15+ Rebounds by a Player

By Pitt 18, John Hugley vs. Syracuse (1/25/21)
By Opp. 15, Harrison Ingram, North Carolina (1/2/24)

20+ Rebounds by a Player

By Pitt 21, Justin Champagnie vs. Gardner-Webb (12/12/20)
By Opp. 21, Mike Davis, Maryland (2/15/77)

Two Players with 10 or More Rebounds

By Pitt Carlton Carrington (12) and Federiko Federiko (10)
vs. NC A&T (11/6/23)
By Opp. Harrison Ingram (15) & Armando Bacot (10)
North Carolina (1/2/24)

5+ Offensive Rebounds by a Player

By Pitt 6, Guillermo Diaz Graham at Wake Forest (2/20/24)
By Opp. 5, Efton Reid, Wake Forest (1/31/24)

10+ Defensive Rebounds by a Player

By Pitt 10, Zack Austin vs. Virginia Tech (2/24/24)
By Opp. 11, Tre White, Louisville (2/17/24)

10+ Assists by a Player

By Pitt 10, Carlton Carrington vs. NC A&T (11/6/23)
By Opp. 10, Tyrese Proctor, Duke (3/9/23)

5+ Blocked Shots by a Player

By Pitt 5, Zack Austin vs. Virginia Tech (2/24/24)
By Opp. 5, Ryan Dunn, Virginia (2/13/24)

5+ Steals by a Player

By Pitt 5, Guillermo Diaz Graham vs. Duke (1/9/24)
By Opp. 6, Ja'von Franklin, Georgia Tech (3/8/23)

Double-Double by a Player*

By Pitt 23/10, Guillermo Diaz Graham vs. Jacksonville (11/17/23)
By Opp. 16/11, Tre White, Louisville (2/17/24)

Two Players with Double-Doubles in a Game*

By Pitt 13/10, Federiko Federiko vs. NC A&T (11/6/23)
18/12/10, Carlton Carrington vs. NC A&T (11/6/23)
By Opp. 15/12, Hunter Tyson, Clemson (1/7/23)
12/10, PJ Hall, Clemson (1/7/23)

20 - 20 Games (Points - Rebounds)

By Pitt 24/21, J. Champagnie vs. Gardner-Webb (12/12/20)
By Opp. 42/20, Bruce King, Iowa (12/30/76)

20 - 10 Game (Points - Rebounds)

By Pitt 23/10, Guillermo Diaz Graham vs. Jacksonville (11/17/23)
By Opp. 26/10, Kyle Filipowski, Duke (1/9/24)

20 - 10 Game (Points - Assists)

By Pitt 21/10, Xavier Johnson vs. Louisville (1/9/19)
By Opp. 20/11, John Gillon, Syracuse (1/7/17)

30 - 10 Game (Points - Rebounds)

By Pitt 32/13, John Hugley vs. Boston College (1/8/22)
By Opp. 30/10, Keve Aluma, Virginia Tech (2/3/21)

Triple-Double by a Player^

By Pitt 18/12/10, Carlton Carrington vs. NC A&T (11/6/23)
By Opp. 14/10/11, Mike Griffin, Syracuse (2/27/01)

*Double-doubles are points and rebounds unless otherwise indicated

^Triple-doubles are points, rebounds, and assists

PITT MISCELLANEOUS STATISTICS

Games as Leading Scorer

Blake Hinson	14
Carlton Carrington	6
Zack Austin	2
Jaland Lowe	2
Ishmael Leggett	2
Guillermo Diaz Graham	1

Games as Leading Rebounder

Ishmael Leggett	7
Federiko Federiko	6
Guillermo Diaz Graham	6
Blake Hinson	4
Carlton Carrington	4
Zack Austin	4
William Jeffress	2
Jaland Lowe	1

Games Leading in Assists

Carlton Carrington	16
Jaland Lowe	10
Ishmael Leggett	4
Zack Austin	1
Guillermo Diaz Graham	1
Federiko Federiko	1

40+ Point Scoring Games

Blake Hinson	1
--------------	---

30+ Point Scoring Games

Blake Hinson	1
--------------	---

20+ Point Scoring Games

Blake Hinson	12
Carlton Carrington	2
Jaland Lowe	2
Ishmael Leggett	1
Guillermo Diaz Graham	1
Zack Austin	1

Double-Figure Scoring Games

Blake Hinson	24
Ishmael Leggett	20
Carlton Carrington	18
Jaland Lowe	12
Guillermo Diaz Graham	7
Zack Austin	6
Federiko Federiko	2
Jorge Diaz Graham	1

Double-Figure Rebound Games

Federiko Federiko	2
Zack Austin	1
Carlton Carrington	1
Ishmael Leggett	1
Guillermo Diaz Graham	1
Blake Hinson	1
William Jeffress	1

Double-Figure Assist Games

Carlton Carrington	1
--------------------	---

Triple-Doubles

Carlton Carrington	1
--------------------	---

Double-Doubles

Federiko Federiko	1
Carlton Carrington	1
Ishmael Leggett	1
Guillermo Diaz Graham	1

Pitt's First Substitution

Ishmael Leggett	11
Guillermo Diaz Graham	7
Federiko Federiko	6
William Jeffress	4
Jaland Lowe	4
Jorge Diaz Graham	2
Zack Austin	1

Offensive Fouls Drawn

Opponent	32
Pitt	26

Jaland Lowe	6
Jorge Diaz Graham	5
Blake Hinson	5
Ishmael Leggett	5
Guillermo Diaz Graham	3
Zack Austin	1
Carlton Carrington	1

Jump Balls Controlled

Opponent	12
Pitt	15

Federiko Federiko	10
Guillermo Diaz Graham	5

Four-Point Plays

Opponent	1
Pitt	2

Carlton Carrington	2
--------------------	---

Three-Point Plays

Opponent	21
Pitt	26

Blake Hinson	8
Ishmael Leggett	4
Jaland Lowe	4
Zack Austin	3
Carlton Carrington	2
Guillermo Diaz Graham	2
Federiko Federiko	2
Jorge Diaz Graham	1

Dunks

Opponent	58
Pitt	67

Federiko Federiko	25
Zack Austin	15
Guillermo Diaz Graham	13
Blake Hinson	5
William Jeffress	4
Jorge Diaz Graham	2
Carlton Carrington	2
Ishmael Leggett	1

Technical Fouls / Flagrant 1s

Opponent	8
Pitt	6

Blake Hinson	2
Bench	2
Carlton Carrington	1
Ishmael Leggett	1

Largest Halftime Lead

35 [50-15] vs. NC A&T (11/6/23)

Largest Halftime Deficit

25 [48-23] vs. Duke (1/9/24)

Largest Halftime Deficit Overcome to Win

10 [37-27] vs. Wake Forest (1/31/24)

Largest Deficit Overcome to Win

12 vs. Wake Forest (1/31/24)

Largest Pitt Lead

52 [106-54, 2nd - 0:51] vs. Jacksonville (11/17/23)

Largest Pitt Deficit

34 [62-28, 2nd - 12:48] vs. Duke (1/9/24)

Largest Pitt Win

51 [107-56] vs. Jacksonville (11/17/23)

Largest Pitt Defeat

33 [91-58] at Wake Forest (2/20/24)

Most Consecutive Points Scored

19 vs. NC A&T (11/6/23)

18 vs. Virginia Tech (2/24/24)

Most Consecutive Points Allowed

11 by Wake Forest (2/20/24)

Longest Winning Streak

5, Jan. 31-Feb. 17

Longest Losing Streak

2, Nov. 28-Dec. 3 & Dec. 30-Jan. 3, Jan. 9-16

Largest Home Crowd

12, 094 vs. Virginia Tech (2/24/24)

Largest Road Crowd

20,624 at Syracuse (12/30/23)

Largest Neutral Crowd

1,873 vs. Florida (11/22/23)

PITT'S 2023-24 RECORD WHEN ...

Plays at home	11-5
Plays on the road	6-3
Plays at neutral site	1-1
Record vs. the ACC (regular season)	9-7
Record against non-conference	9-2
Wins the game before	11-6
Loses the game before	6-3
Leads at half	15-1
Trails at half	2-8
Tied at half	1-0
Plays an overtime game	0-0
Shoots 50% or better	5-0
Shoots less than 50%	13-9
Opp. shoots 50% or less	16-7
Shoots better than opp.	14-0
Shoots worse than opp.	4-9
Shoots same as opp.	0-0
Has more FTs made than opp.	12-2
Has equal FTs made	0-2
Has less FTs made than opp.	6-5
Outrebounds opp.	16-2
Is outrebounded	1-7
Has equal rebounds	1-0
Has more TOs than opp.	6-4
Has equal or less TOs than opp.	12-5
Scores more/equal bench pts.	14-1
Scores less bench pts.	4-8
Plays a ranked opp. (AP)	2-2
Makes 7+ 3-Pt. shots	16-7
No Pitt player fouls out	15-8
1+ Pitt player fouls out	3-1
Has 15+ assists	8-2
Has 20+ assists	4-0
Wears white uniforms	10-4
Wears gold uniforms	1-2
Wears blue uniforms	6-2
Wears black uniforms	1-1
Plays in tournaments	1-1
Plays on television	14-9
Plays in November	5-2
Plays in December	4-2
Plays in January	4-4
Plays in February	5-1
Plays in March	0-0
Plays during the day	3-3
Plays at night	15-6
Plays on Sunday	0-1
Plays on Monday	2-0
Plays on Tuesday	2-5
Plays on Wednesday	4-1
Plays on Thursday	0-0
Plays on Friday	3-0
Plays on Saturday	7-2
Margin is 5 pts. or less	3-1
Margin is 10 pts. or less	5-4
Margin is between 11-20	7-3
Margin is more than 20	6-2
Has a 20-pt. scorer	11-5
Has a 30-pt. scorer	1-0
Has a 40-pt scorer	1-0
Scores 59 points or less	0-4
Scores 60+ points	18-5
Scores 70+ points	16-3
Scores 80+ points	10-0
Scores 90+ points	2-0
Scores 100+ points	2-0

BY STARTING LINEUP

Lowe, Carrington, Austin, Hinson, Federiko	8-2
Carrington, Leggett, Austin, Hinson, Federiko	7-3
Lowe, Carrington, Austin, Hinson, G. Diaz Graham	1-2
Carrington, Leggett, Jeffress, Hinson, G. Diaz Graham	2-0
Carrington, Leggett, Austin, Hinson, G. Diaz Graham	0-2

PITT BASKETBALL IN THE POLLS

The Pitt basketball program has held a prominent spot in the national basketball scene for the past 16 seasons. The final national rankings are just one area to measure the Panthers success in that span. Pitt has finished in the Associated Press top 25 in eight of the past 17 seasons, including three times concluding the year ranked in the top 10 in the nation.

- Pitt has been ranked in the top 25 of the AP Poll at some point in 15 of the past 22 seasons.
- Pitt concluded the 2008-09 and 2010-11 season ranked No. 4 in the AP Poll.
- Pitt claimed its first No. 1 ranking in the AP Poll during the 2008-09 season.
- The Panthers have been ranked in the AP top 25 a total of 261 weeks.
- Pitt has been ranked in the top 10 of the AP Poll 117 times.
- The Panthers spent the entire 2008-09 season ranked in the top 10 of the AP Poll, including 17 weeks in the top 5 and three weeks ranked No. 1 overall.

AP POLL RECORDS								
ALL-TIME RECORD - RANKED			ALL-TIME RECORD - VS. RANKED					
Rk	W-L	Pct.	Rk	W-L	Pct.			
1	3-2	.600	1	2-18	.100			
2	11-6	.647	2	3-11	.214			
3	24-4	.857	3	5-15	.250			
4	36-7	.837	4	6-9	.400			
5	25-2	.926	5	8-9	.471			
6	17-4	.810	6	3-11	.214			
7	17-6	.739	7	3-5	.375			
8	8-5	.615	8	4-12	.250			
9	13-9	.591	9	8-11	.421			
10	15-3	.833	10	3-12	.200			
11	14-5	.737	11	7-21	.250			
12	11-4	.733	12	8-14	.364			
13	18-6	.750	13	7-8	.467			
14	11-2	.846	14	2-17	.105			
15	14-4	.778	15	8-12	.400			
16	11-7	.611	16	3-11	.214			
17	26-8	.765	17	5-10	.333			
18	12-9	.571	18	2-15	.118			
19	4-2	.667	19	6-11	.353			
20	14-6	.700	20	10-8	.556			
21	3-2	.600	21	1-11	.083			
22	17-11	.607	22	1-3	.250			
23	6-1	.857	23	4-5	.444			
24	8-3	.727	24	2-7	.222			
25	4-5	.444	25	7-5	.583			
Total	342-123	.735	Total	117-273	.300			

PITT IN THE AP POLL

Total Polls Ranked	261
Top 10 Rankings	117
Longest Consecutive Polls Ranked	60
Current Streak	0

Years Ranked	
Total Years	24
Consecutive Years	13
Current Streak	1

Final Poll	
Total Polls	12
Top 10	5
High Rank	4

No. 1 Ranking	
Total Rankings	3
Most No. 1 Weeks in Succession	2

Weeks Ranked By Ranking	
First Ranked: Dec. 16, 1958 (No. 18)	
Last Ranked: Feb. 27, 2023 (No. 25)	

Rank	Weeks
No. 1	3
No. 2	11
No. 3	16
No. 4	21
No. 5	15
No. 6	12
No. 7	12
No. 8	7
No. 9	13
No. 10	10
No. 11	10
No. 12	9
No. 13	10
No. 14	8
No. 15	10
No. 16	13
No. 17	18
No. 18	11
No. 19	3
No. 20	12
No. 21	3
No. 22	14
No. 23	6
No. 24	8
No. 25	5

	Official Basketball Box Score - Final		Official Basketball Box Score - Final	
	N.C. A&T at Pitt		Binghamton at Pitt	
	11/06/23 Petersen Events Center, Pittsburgh 2023-24 Men's Basketball		11/10/23 Petersen Events Center, Pittsburgh 2023-24 Men's Basketball	

Game Time: 7:00 PM

Game Duration: 1:55

Attendance: 6,797

Game Time: 7:00 PM

Game Duration: 2:03

Attendance: 7,747

Officials: Bert Smith, Kaban Milner, Chasen Shaw

Pitt - 100			Record: 10-0															
NO.	Name	Min	FG M-A	3P M-A	FT M-A	Rebounds OR DR	Fouls FF FO	TP	AS	TO	ST	Blocks BS BA	+/-	Shooting By Period				
2	Blake Hinson	F	20:56	5-11	2-5	1-2	3 5	2 2	13	2	0	0	2	19	1st FG	19-35	54.3%	
55	Jack Austin	F	21:53	4-9	0-3	0-2	0 4	4 1	1	8	0	0	1	29	3PT%	6-13	46.2%	
33	Federico Federico	C	26:07	6-9	0-0	1-4	4 6	10	2	1	0	4	0	41	1st FG	21-36	58.3%	
5	Ishmael Leggett	G	24:54	4-7	1-2	2-2	3 5	2 4	1	2	2	0	2	32	3PT%	6-16	37.5%	
7	Carlton Carrington	G	29:07	7-12	4-7	0-0	12 12	1	0	18	2	0	0	28	FT%	2-6	33.3%	
15	Jaland Lowe		20:14	2-6	0-2	0-0	1 1	1 2	4	3	3	1	0	28	GM FG	40-71	56.3%	
24	William Jeffress		17:06	2-4	0-2	3-4	2 2	4	0	7	0	1	3	1	26	3PT%	12-29	41.4%
25	Guillermo Diaz Graham		13:53	2-4	1-3	0-0	2 3	5	4	2	1	2	2	0	7	FT%	8-17	47.1%
31	Jorge Diaz Graham		15:35	5-5	3-3	1-1	0 5	5	0	1	4	0	0	1	18	Dead Ball Rebounds: 6.0		
8	Michael Huett Jr.		08:03	2-3	0-1	0-2	0 1	1 1	4	0	0	0	0	0	8			
12	KJ Marshall		02:12	1-1	1-1	0-0	0 0	0 0	0	3	0	0	0	0	4			
Team							2 1	3	0	0	0							
Totals				40-71	12-29	8-17	15 43	58	12	17	100	21	10	5	9	6	48	

	NC A&T	Pitt	Points from	NC A&T	Pitt	Period by Period Scoring				
Biggest lead	0 (1 st 20:00)	51 (2 nd 0:50)	Turnovers	7	14	NC A&T	1 st	2 nd	TOT	
Best Scoring Run	5 (2 nd 3:04)	19 (2 nd 16:47)	Paint	10	46		15	37	52	
Lead Changes			Second Chance	5	13		Pitt	50	50	100
Times Tied		0	Fast Breaks	2	12					
Time with Lead	00:00	39:49	Bench	31	37					

Pitt - 89		Records: 2-D										Technical Points: 1-10									
NO. Name	Min	FG M/A	3P M/A	FT M/A	Rebounds OR DR TOT	Fouls PF FO	TP M/A	AS	TO	ST	Blocks BS BA	+/-	Shooting By Period								
2 Blake Hinson	F 23:43	8-14	4-9	6-7	1 3 4	1	0	1	1	0	0	0	1 st FG% 15-37 40.5%								
53 Zack Austin	F 28:23	1-4	0-1	0	6 6 0	2	0	0	1	3	0	23	3 ^{PT} % 3-12 25.0%								
33 Federico Federico	C 21:35	1-3	0-0	1-2	4 5 9	3 2 3	1	1	1	3	0	27	FT% 7-11 63.6%								
5 Ishmael Leggett	G 27:12	6-14	1-1	5-6	4 7 11	1 5 18	5	3	4	0	1	27	2 nd FG% 15-28 53.6%								
7 Carlton Carrington	G 27:17	6-11	3-6	3-5	1 2 3	2 4 18	4	1	1	0	0	31	3 ^{PT} % 7-15 46.7%								
15 Jaland Lowe	15:29	1-8	0-0	0	3 3 3	0	2	2	2	0	0	1	FT% 12-16 75.0%								
25 Guillermo Diaz Graham	17:10	4-5	2-3	2-3	2 4 2	1 2 12	0	2	2	2	1	0	GM FG% 30-65 46.2%								
31 Jorge Diaz Graham	12:50	0-1	2-2	2 1 3	4 2	2	1	0	0	0	0	3	3 ^{PT} % 10-27 37.0%								
24 William Jeffress	13:49	1-2	0-1	0	2 2 4	1 0	2	0	2	1	0	0	FT% 19-27 70.4%								
8 Michael Huettli Jr.	10:02	2-3	0-1	0-0	0 0 0	2 0 4	0	0	0	0	0	-2	Dead Ball Rebounds: 4 1								
12 KJ Marshall	01:15	0-0	0-0	0-0	0 0 0	0 0 0	0	0	0	0	0	0									
21 Vason Stevenson	01:15	0-0	0-0	0-2	1 1 0	1 0 1	0	0	0	0	0	0									
Team		1	2	2	1	2	1	2	1	4	7	0									
Totals		30-65	10-27	17-22	17 32 50	16 20 36	80	12	13	11	7	3 30									

	Bing	Pitt		Bing	Pitt	Period by Period Scoring		
			Points from	Turnovers		1st	2nd	TOT
Biggest lead	3 (1 st 18:50)	32 (2 nd 10:02)	Paint	18	34	Bing	32	28
Best Scoring Run	6 (2 nd 6:13)	9 (1 st 5:51)	Second Chance	6	15		60	
Lead Changes			Fast Breaks	6	22	Pitt	40	49
Times Tied		1	Bench	36	22		89	
Time with Lead	01:22	36:24						

PIT - 86		Record: 3-0																																										
NO.	Name	Min	FG	3P	FT	Rebounds	Fouls	TP	AS	TO	ST	Blocks	4+	Shooting By Period																														
			M	A	M	A	OR	DR	TS	PF	FO	BS	B	1st	2nd	3rd	4th																											
2	Blake Hinson	30:20	6-15	3-10	3-6	1	4	5	2	3	18	0	2	1	0	1	5																											
55	Cash Austin	18:28	2-4	1-3	2-4	1	4	5	2	3	7	0	1	1	0	2	2																											
33	Federico Federico	C 23:50	4-6	0-0	1-6	6	1	7	4	3	9	0	1	0	3	0	17																											
5	Ishmael Loggett	G 16:12	3-12	0-3	5-7	0	7	0	4	5	5	0	2	0	0	0	11																											
7	Carlton Carrington	G 36:59	5-9	2-6	7-7	4	4	2	3	19	7	0	0	0	0	0	11																											
31	Jorge Diaz Graham	01:43	0-0	0-0	0-0	0	0	0	2	0	0	0	0	0	0	2	2																											
25	Guillermo Diaz Graham	16:10	1-5	0-2	0-2	1	3	4	2	1	2	0	1	0	0	5	5																											
15	Jaland Low	14:57	5-9	2-4	0-0	1	1	1	2	1	12	0	0	0	0	0	10																											
24	William Jeffress	21:16	1-1	0-0	0-0	2	3	5	0	0	2	1	0	2	1	1	14																											
Team						3			1	4				0			1																											
Totals			30-61			8-28			18-32			14			28			42			16			18			86			15			6			5			2			12		
																		Technical Fouls: NONE																										

	FGCU	Pitt							
Biggest lead	0 (1 st :20:00)	15 (2 nd :8:26)	Points from	FGCU	Pitt	Period by Period Scoring			
Best Scoring Run	7 (2 nd :6:07)	8 (1 st :1:06)	Turnovers	8	9		1st	2nd	TOT
Lead Changes			Paint	36	36	FGCU	35	39	74
Times Tied	1		Second Chance	11	13				
Time with Lead	00:00	39:29	Fast Breaks	0	14	Pitt	45	41	86
			Bench	27	16				

Record: 4-0															Technical Fouls: NONE									
Pitt - 107																								
NO.	Name	Min	FG M-A	3P M-A	FT M-A	Rebounds OR DR TOT	Fouls PF DF	TP	AS	TO	ST	Blocks BS BA	+-	Shooting By Period										
2	Blake Hinson	F 20:13	7-16	4-9	7-9	2 4 6	1 5	25	1	0	0	0	32	1 st	FG%	18.38	47.4%							
55	Kac Austin	F 21:04	2-8	1-6	0-0	3 4 7	2 0 5	2	0	0	4	1	19	3 rd	FT%	7.17	41.2%							
33	Federiko Federiko	C 13:51	2-3	0-0	0-0	1 4 5	4 0 4	1	0	1	2	1	30	2 nd	FG%	15.34	44.1%							
5	Ishmael Leggett	G 22:57	4-11	2-4	4-4	3 6 9	1 5 14	4	1	1	0	1	30	3 rd	FT%	8.18	44.4%							
7	Carlton Carrington	G 21:11	5-10	5-8	2-3	0 3 3	0 3 17	4	1	0	0	0	36	FT%	17.23	79.9%								
24	William Jeffress	17:01	1-2	0-0	3-4	0 1 1	4 2 5	1	1	2	0	0	26	GM FG%	33.72	45.8%								
25	Guillermo Diaz Graham	23:48	8-10	1-1	6-9	5 5 10	6 3 23	4	2	2	1	0	21	3 rd	FT%	15.35	42.9%							
15	Jelend Louis	15:44	1-3	0-2	2-2	2 6 8	5 6 1	6	0	0	0	0	24	FT%	25.35	74.3%								
22	Jorge Diaz Graham	21:42	1-5	0-1	2-2	2 6 8	3 3 6	0	0	0	1	1	18	Dead Ball Rebounds: 3.2										
8	Michael Huelst Jr.	13:02	0-1	0-0	0-0	0 0 0	1 0 0	0	0	0	1	0	18											
12	K.J. Marshall	02:24	0-1	0-1	1-2	0 0 0	1 1 1	1	1	0	0	0	5											

Team						3	1	4		0	1		
Totals						33-72	15-35	26-35	19-32	51	21	26	107-24
Technical Fouls: Coach 2 nd 11 th													

	Jax	Pitt		
Biggest lead	0 (1 st 20:00)	52 (2 nd 0:51)	Points from Turnovers	Jax 9 Pitt 23
Best Scoring Run	5(2 nd 11:30)	14(2 nd 1:29)	Paint	Jax 26 Pitt 34
Lead Changes			Second Chance	Jax 2 Pitt 17
Times Tied	0		Fast Breaks	Jax 9 Pitt 16
Time with Lead	00:00	38:34	Bench	Jax 41 Pitt 42

	Period by Period Scoring			
	1st	2nd	3rd	TOT
Jax	22	34	56	
Pitt	52	55	107	

2023-24 BOX SCORES

NCAA

Official Basketball Box Score - Final

Florida at Pittsburgh

11/20/23 Barclays Center, Brooklyn, NY

2023 Novarax NIT Season Tip-Off

Game Time: 9:30 PM
Game Duration: 2:32
Attendance: 1,873

Officials: Pat Driscoll, Steve Anderson, Mike Palau

Florida - 86

Record: 4-1

NO. Name	Min	FG M-A	3P M-A	FT M-A	Rebounds OR DR TOT	Fouls PF FD	TP	AS	TO	ST	Blocks BS BA	+/-
4 Tyrese Samuel	F 30:31	9-11	0-2	2-6	3 7 10	1 7	20	3	0	3	3 0 15	
3 Micah Handlogten	C 00:49	0-1	0-0	0-0	0 0 0	1 0	0	0	0	0	0 0 -2	
1 Walter Clayton Jr.	G 31:12	11-17	6-8	0-0	0 5 5	2 0	28	2	2	2	1 0 12	
2 Riley Kugel	G 29:39	2-9	1-6	0-0	1 1 2	3 0	5	6	2	2	0 1 -1	
5 Will Richard	G 28:06	1-6	0-4	3-3	0 4 4	4 1	5	2	1	1	0 0 7	
21 Alex Gordon	24:15	4-8	0-0	3-5	1 5 6	2 3	11	1	1	1	2 -2	
0 Zyon Pullin	28:55	1-5	0-0	8-10	0 2 2	1 6	10	8	1	2	0 0 -5	
10 Thomas Haugh	21:59	3-8	1-3	0-0	1 4 5	5 0	7	1	1	0	1 2 15	
11 Denzel Aberdeen	04:34	0-1	0-1	0-0	0 1 1	0 0	0	1	1	0	0 0 8	
Team					1 1 2		0	0				
Totals		31-66	8-24	16-24	7 30 37	19 17	86	24	8	11	6 5 15	

Technical Fouls:NONE

Shooting By Period

1st FG%	15-36	41.7%
3PT%	5-14	35.7%
FT%	4-5	80%
2nd FG%	16-30	53.3%
3PT%	3-10	30.0%
FT%	12-19	63.2%
GM FG%	31-66	47.0%
3PT%	8-24	33.3%
FT%	16-24	66.7%

Dead Ball Rebounds: 5, 1

NCAA

Official Basketball Box Score - Final

Oregon St. at Pittsburgh

11/24/23 Barclays Center, Brooklyn, NY

2023 Novarax NIT Preseason Tip-Off

Game Time: 3:00 PM
Game Duration: 1:57

Officials: Anthony Jordan, Ed Corliss, Trey Styons

Oregon St. - 51

Record: 3-3

NO. Name	Min	FG M-A	3P M-A	FT M-A	Rebounds OR DR TOT	Fouls PF FD	TP	AS	TO	ST	Blocks BS BA	+/-
34 Tyler Blodeau	F 26:51	4-10	0-4	2-2	1 3 4	3 2	10	2	1	1	0 0 -4	
24 KC Ikeke	C 22:02	4-8	0-0	1-3	1 5 6	3 4	9	0	1	1	0 0 -15	
0 Jordan Pope	G 34:40	4-10	1-5	2-2	0 0 0	0 2	11	4	2	1	0 0 -18	
1 Christian Wright	G 20:46	1-4	0-2	0-0	0 1 1	0 1	2	2	0	0	0 1 -20	
4 Dexter Alkano	G 33:07	2-7	0-4	8-10	1 4 5	2 6	12	2	2	0	0 0 -22	
15 Choi Marial	06:09	0-1	0-0	0-0	0 3 3	2 0	0	0	2	0	0 0 -5	
5 Justin Rochelin	08:32	0-4	0-3	0-0	0 0 0	1 0	0	0	0	0	0 1 -9	
12 Michael Rataj	13:15	1-2	0-0	0-0	0 3 3	1 2	2	1	1	1	0 0 -15	
11 DaJohn Craig	05:04	0-3	0-1	0-0	0 1 1	0 0	0	0	0	0	0 0 -6	
22 Thomas Ndong	09:27	1-2	1-2	0-0	1 0 1	4 0	3	0	1	0	0 0 -9	
3 Gavin Marrs	02:16	0-0	0-0	0-0	0 1 1	0 0	0	0	0	1	0 0 -2	
2 Josiah Lake II	15:54	0-1	0-0	2-2	2 2 4	3 1	2	0	1	3	0 0 1	
14 Jayden Stevens	01:57	0-0	0-0	0-2	0 0 0	0 1	0	0	0	0	0 0 -1	
Team					2 0 2		0	2				
Totals		17-52	2-21	15-21	8 23 31	19 19	51	11	14	8	0 3 -25	

Technical Fouls:NONE

Shooting By Period

1st FG%	8-29	27.6%
3PT%	2-15	13.3%
FT%	9-10	90%
2nd FG%	9-23	39.1%
3PT%	0-6	0.0%
FT%	6-11	54.5%
GM FG%	17-52	32.7%
3PT%	2-21	9.5%
FT%	15-21	71.4%

Dead Ball Rebounds: 5, 0

NCAA

Official Basketball Box Score - Final

Pittsburgh - 71

Record: 4-1

Game Time: 7:30 PM
Game Duration: 2:06
Attendance: 7,390

Officials: Ted Valentine, Bert Smith, Clearence Armstrong

Pittsburgh - 71

Record: 4-1

NO. Name	Min	FG M-A	3P M-A	FT M-A	Rebounds OR DR TOT	Fouls PF FD	TP	AS	TO	ST	Blocks BS BA	+/-
2 Blake Hinson	F 36:17	5-15	3-9	3-7	1 2 3	2 3	16	2	1	1	0 2 -8	
55 Zack Austin	F 23:15	3-6	0-3	4-5	2 7 9	0 3	10	0	1	1	0 0 -4	
33 Federico Federico	C 23:26	0-0	0-0	1-2	1 3 4	4 1	1	2	1	0	3 0 -8	
5 Ishmael Leggett	G 35:12	7-20	3-8	2-2	3 6 9	4 4	19	1	4	2	0 2 -10	
7 Carlton Carrington	G 35:28	6-15	2-7	0-1	2 2 4	2 2	14	7	3	0	0 2 -10	
25 Guillermo Diaz Graham	16:34	1-5	1-3	0-0	3 3 6	3 2	3	3	2	1	0 0 -7	
15 Jaland Lowe	09:20	1-3	0-1	0-0	0 2 2	0 0	2	0	1	0	0 0 -10	
24 William Jeffress	13:14	1-3	1-2	0-0	0 3 3	1 1	3	0	0	0	0 0 -16	
31 Jorge Diaz Graham	07:14	0-1	0-1	3-4	1 1 2	1 3	3	2	1	0	0 0 -10	
Team					2 2 4		0	0				
Totals		24-68	10-34	13-21	15 31 46	17 19	71	17	14	5	6 5 -15	

Technical Fouls:NONE

Shooting By Period

1st FG%	12-35	34.3%
3PT%	5-17	29.4%
FT%	5-6	83.3%
2nd FG%	12-33	36.4%
3PT%	5-17	29.4%
FT%	8-15	53.3%
GM FG%	24-68	35.3%
3PT%	10-34	29.4%
FT%	13-21	61.9%

Dead Ball Rebounds: 6, 0

Biggest lead

FLA 15 (2nd 7:55)

PIT 9 (1st 12:14)

Points from Turnovers

FLA 19

PIT 7

Period by Period Scoring

	1st	2nd	TOT
FLA	39	47	86
PIT	34	37	71

Best Scoring Run

9 (2nd 9:52)

7 (1st 18:32)

Lead Changes

3

2

Times Tied

6

2

Time with Lead

18:49

15:45

Bench

28

11

NCAA

Official Basketball Box Score - Final

Clemson at Pitt

12/03/23 Petersen Events Center, Pittsburgh

2023-24 Men's Basketball

Game Time: 2:00 PM
Game Duration: 2:00
Attendance: 7,713

Officials: Brian O'Connell, Brent Hampton, Tony Henderson

Clemson - 76

Record: 5-1

NO. Name	Min	FG M-A	3P M-A	FT M-A	Rebounds OR DR TOT	Fouls PF FD	TP	AS	TO	ST	Blocks BS BA	+/-
2 Blake Hinson	F 32:00	6-17	3-11	2-3	2 0 2	2 2	17	2	1	1	0 0 24	
55 Zack Austin	F 26:31	5-9	3-6	6-8	3 5 8	5	19	1	0	2	0 0 26	
33 Federico Federico	C 25:47	3-3	0-0	4-4	4 1 5	4	2	10	0	2	0 27	
5 Ishmael Jaggott	G 31:55	6-12	4-4	2-2	3 4 7	1 4	15	3	1	1	0 29	
10 Carterton Carmichael	G 26:23	1-5	0-3	3-3	6 6 0	4 3	5	2	2	0 0 1		
25 Guillermo Diaz Graham	14:13	0-4	0-3	2-2	0 3 3	4	1	2	2	1 0 0	-2	
21 William Jeffress	08:00	0-1	0-0	1-2	0 2 2	0	1	1	0	0 0 0	1	
34 Jorge Diaz Graham	12:02	2-3	1-2	0-0	3 1 4	0 1	5	0	1	0 0 0	-1	
15 Jaland Lowe	18:16	1-5	0-1	0-0	1 2 3	1	0	2	2	3 1 0	13	
8 Michael Huest Jr.	03:24	0-0	0-0	0-0	2 2 2	1 0	0	0	0	0 0 0	0	
12 KJ Marshall	01:29	0-1	0-1	0-0	0 0 0	0 0	0	0	1	0 0 0	0	
Team					1 1 2	0	0	0				
Totals		24-60	8-31	20-24	17 27 44	19 19	76	15	11	6	3 0 25	

Technical Fouls:NONE

Shooting By Period

1st FG%	11-30	36.7%
3PT%	5-20	25.0%
FT%	12-13	92.3%
2nd FG%	13-30	43.3%
3PT%	3-11	27.3%
FT%	8-11	72.7%
GM FG%	24-60	40.0%
3PT%	8-31	25.8%
FT%	20-24	83.3%

Dead Ball Rebounds: 0, 1

Biggest lead

OSU 2 (1st 19:08)

PIT 25 (2nd 3:24)

Points from Turnovers

OSU 11

PIT 18

Period by Period Scoring

	1st	2nd	TOT
OSU	27	24	51
PIT	39	37	76

Best Scoring Run

6 (1st 0:24)

8 (2nd 12:05)

Lead Changes

1

7

Times Tied

0

4

Time with Lead

00:12

38:56

Bench

7

10

NCAA

Official Basketball Box Score - Final

Missouri at Pitt

11/28/23 Petersen Events Center, Pittsburgh

2023-24 Men's Basketball

Game Time: 7:30 PM
Game Duration: 2:06
Attendance: 7,390

Officials: Ted Valentine, Bert Smith, Clearence Armstrong

Missouri - 71

Record: 6-2

NO. Name	Min	FG M-A	3P M-A	FT M-A	Rebounds OR DR TOT	Fouls PF FD	TP	AS	TO	ST	Blocks BS BA	+/-
23 Aidan Shaw	F 19:59	2-2	0-0	0-0	1 3 4	2 0	4	0	0	0	1 0 -7	
35 Noah Carter	F 27:38	5-9	1-2	2-2	0 8 8	4 2	13	2	1	0	0 1 18	
2 Tamar Bates	G 19:39	4-8	2-3	2-2	1 1 2	1 2	12	0	0	0	0 0 -4	
10 Nick Honor	G 23:13	0-6	0-1	1 0 1	4 2	0	4	1	0	0	0 1 -2	
55 Sean East II	G 33:42	7-13	3-4	4-6	0 5 5	4 3	21	4	5	1	0 0 14	
0 Jordan Butler	06:47	0-0	0-0	0-0	0 0 0	2 0	0	0	0	0	1 0 -3	
14 Anthony Robinson II	13:16	2-5	0-2	1-1	1 1 2	1 3	5	1	0	3	0 0 1 1	
31 Caleb Grill	25:42	4-8	2-5	0-0	3 2 5	2 1	10	1	0	1	0 0 1	
11 Trent Pierce	03:44	0-1	0-1	0-2	0 0 0	0 1	0	0	0	0	0 0 -4	
75 Connor Vanover	20:40	3-8	0-2	0-0	3 4 7	0 0	6	1	1	0	2 0 9	
4 Curt Lewis	04:28	0-0	0-0	0-0	0 1 1	0 0	0	1	0	0	0 0 7	
45 Mabor Majak	01:12	0-0	0-0	0-0	0 0 0	0 0	0	0	0	0	0 0 1	
Team					1 0 1		0	3				
Totals		27-60	8-22	9-14	11 25 36	20 14	71	14	10	6	4 3 7	

Technical Fouls:NONE

Shooting By Period

1st FG%	15-34	44.1%
3PT%	6-13	46.2%
FT%	2-4	50%
2nd FG%	12-26	46.2%
3PT%	2-9	22.2%
FT%	7-10	70%
GM FG%	27-60	45.0%
3PT%	8-22	36.4%
FT%	9-14	64.3%

Dead Ball Rebounds: 3, 0

Biggest lead

Mizzou 10 (2nd 5:58)

Pitt 6 (1st 7:41)

Points from Turnovers

Mizzou 9

Pitt 11

Period by Period Scoring

	1st	2nd	TOT
Mizzou	38	33	71
Pitt	35	29	64

Best Scoring Run

8 (2nd 13:03)

8 (1st 7:41)

Lead Changes

15

3

Times Tied

8

6

Time with Lead

24:29

11:42

Bench

21

11

NCAA

Official Basketball Box Score - Final

Clemson at Pitt

12/03/23 Petersen Events Center, Pittsburgh

2023-24 Men's Basketball

Game Time: 2:00 PM
Game Duration: 2:00
Attendance: 7,713

Officials: Brian O'Connell, Brent Hampton, Tony Henderson

Clemson - 79

Record: 7-0 (1-0)

NO. Name	Min	FG M-A	3P M-A	FT M-A	Rebounds OR DR TOT	Fouls PF FD	TP	AS	TO	ST	Blocks BS BA	+/-
4 Ian Schieffelin	F 26:23	3-7	0-0	2-2	7 10 17	3 3	8	0	1	1	0 1 5	
21 Chauncey Wiggins	F 30:32	4-11	2-8	2-2	0 3 3	2 1	12	1	1	0	0 0 9	
24 PJ Hall	F 33:45	9-14	3-6	1-3	1 10 11	4 3	22	3	3	1 0 4		
1 Chase Hunter	G 28:09	1-9	0-5	2-2	0 1 1	4 2	4	5	2	0 0 1 3		
11 Joseph Girard III	G 34:20	7-10	6-9	5-5	0 1 1	3 5	25	2	1	1 0 0 14		
10 RJ Godfrey	13:37	2-3	0-0	0-1	0 2 2	0 2	4	0	0	0 0 1 4		
2 Dillon Hunter	17:04	0-2	0-1	0-0	1 2 3	2 0	0	2	0	0 0 1 0		
33 Bas Layte	06:15	1-1	0-0	0-0	1 0 1	1 0	2	1	0	0 0 0 5		
0 Josh Beadie	09:55	1-3	0-1	0-0	0 0 0	0 0	0	2	1	1 0 0 0 1		
Team					1 0 1		0	0				
Totals		28-60	11-30	12-15	11 29 40	19 16	79	15	9	5	1 4 9	

Technical Fouls:NONE

Shooting By Period

1st FG%	15-36	41.7%
3PT%	6-17	35.3%
FT%	1-2	50%
2nd FG%	13-24	54.2%
3PT%	5-13	38.5%
FT%	11-13	84.6%
GM FG%	28-60	46.7%
3PT%	11-30	36.7%
FT%	12-15	80.0%

Dead Ball Rebounds: 0, 0

Only use these tags ['math', 'br', 'i', 'b>, 'u>, 'del>, 'sup>, 'sub>, 'strong>, 'h1>, 'h2>, 'h3>, 'h4>, 'h5>, 'ol>, 'li>, 'input>, 'a>, 'span>, 'div>, 'pre>, 'div

Biggest lead

Clem 15 (2nd 13:19)

Pitt 3 (1st 15:54)

Points from Turnovers

Clem 4

Pitt 10

Period by Period Scoring

	1st	2nd	TOT
Clem	37	42	79
Pitt	26	44	70

Best Scoring Run

7 (2nd 14:41)

9 (1st 15:54)

Lead Changes

6 12 | 16 || Times Tied | 3 | 10 | 7 |
| Time with Lead | 34:56 | 01:30 | 8 | 0 |
| Bench | 8 | 0 | | |

2023-24 BOX SCORES

<div><div><div>NCAA</div></div><div><div>Official Basketball Box Score - Final</div><div>Pitt at West Virginia</div><div>12/06/23 WVU Coliseum, Morgantown, W.Va.</div><div>2023-24 Men's Basketball</div></div></div> <div><div>Game Time: 9:00 PM</div><div>Game Duration: 1:53</div><div>Attendance: 12,301</div></div>																																																																																																																																																																																																																																																																																																																																																																																		
<div>Officials: Doug Simmons, Jamie Luckie, Ray Nail</div>																																																																																																																																																																																																																																																																																																																																																																																		
<div><div>Pitt - 80</div><div>Record: 6-3</div><table><tr><th>NO. Name</th><th>Min</th><th>FG M-A</th><th>3P M-A</th><th>FT M-A</th><th>Rebounds OR DR TOT</th><th>Fouls PF FD</th><th>TP</th><th>AS</th><th>TO</th><th>ST</th><th>Blocks BS BA</th><th>+/-</th></tr><tr><td>2 Blake Hinson</td><td>F 34:37</td><td>10-19</td><td>9-15</td><td>0-0</td><td>1 6 7</td><td>3 3</td><td>29</td><td>0</td><td>1</td><td>0</td><td>0</td><td>9</td></tr><tr><td>55 Zack Austin</td><td>F 16:50</td><td>0-3</td><td>0-3</td><td>0-0</td><td>0 2 2</td><td>0 0</td><td>0</td><td>0</td><td>0</td><td>1</td><td>0</td><td>0</td></tr><tr><td>33 Federico Federico</td><td>C 14:05</td><td>0-1</td><td>0-0</td><td>0-0</td><td>1 0 1</td><td>4 0</td><td>0</td><td>0</td><td>3</td><td>0</td><td>1</td><td>0</td></tr><tr><td>5 Ishmael Leggett</td><td>G 20:44</td><td>3-7</td><td>0-2</td><td>4-4</td><td>0 2 2</td><td>2 2</td><td>10</td><td>0</td><td>0</td><td>0</td><td>1</td><td>7</td></tr><tr><td>7 Carlton Carrington</td><td>G 38:52</td><td>6-13</td><td>3-8</td><td>1-1</td><td>1 3 4</td><td>1 2</td><td>16</td><td>9</td><td>1</td><td>1</td><td>0</td><td>19</td></tr><tr><td>31 Jorge Diaz Graham</td><td>14:50</td><td>1-6</td><td>1-5</td><td>0-0</td><td>0 6 6</td><td>1 2</td><td>3</td><td>2</td><td>1</td><td>1</td><td>0</td><td>9</td></tr><tr><td>25 Guillermo Diaz Graham</td><td>25:02</td><td>6-7</td><td>3-4</td><td>0-0</td><td>0 0 0</td><td>3 0</td><td>15</td><td>0</td><td>0</td><td>0</td><td>1</td><td>17</td></tr><tr><td>24 William Jeffress</td><td>25:51</td><td>0-2</td><td>0-1</td><td>1-2</td><td>3 6 9</td><td>3 3</td><td>1</td><td>0</td><td>0</td><td>1</td><td>1</td><td>22</td></tr><tr><td>15 Jalard Lowe</td><td>09:08</td><td>3-4</td><td>0-0</td><td>0-0</td><td>0 0 0</td><td>0 0</td><td>6</td><td>1</td><td>0</td><td>0</td><td>0</td><td>1</td></tr><tr><td>Team</td><td></td><td></td><td></td><td></td><td>0 2 2</td><td></td><td>0</td><td>0</td><td></td><td></td><td></td><td></td></tr><tr><td>Totals</td><td></td><td>29-62</td><td>16-38</td><td>6-7</td><td>6 27 33</td><td>17 12</td><td>80</td><td>12</td><td>6 4</td><td>4 4</td><td>17</td><td></td></tr></table><div>Technical Fouls:Leggett 1st19:16</div></div> <div><div>West Virginia - 63</div><div>Record: 3-5</div><table><tr><th>NO. Name</th><th>Min</th><th>FG M-A</th><th>3P M-A</th><th>FT M-A</th><th>Rebounds OR DR TOT</th><th>Fouls PF FD</th><th>TP</th><th>AS</th><th>TO</th><th>ST</th><th>Blocks BS BA</th><th>+/-</th></tr><tr><td>9 Ofri Naveh</td><td>F 35:00</td><td>5-13</td><td>1-5</td><td>0-0</td><td>0 4 4</td><td>1 3</td><td>11</td><td>3</td><td>1</td><td>0</td><td>1</td><td>-8</td></tr><tr><td>11 Quinn Slazinski</td><td>F 34:36</td><td>6-11</td><td>1-4</td><td>9-10</td><td>0 6 6</td><td>2 6</td><td>22</td><td>1</td><td>3</td><td>0</td><td>0</td><td>1</td></tr><tr><td>22 Josiah Harris</td><td>F 26:23</td><td>0-5</td><td>0-2</td><td>0 2 2</td><td>3 1 1</td><td>2 1</td><td>0</td><td>1</td><td>0</td><td>0</td><td>0</td><td>-1</td></tr><tr><td>7 Jesse Edwards</td><td>C 34:35</td><td>8-11</td><td>0-1</td><td>4-4</td><td>2 7 9</td><td>2 4</td><td>20</td><td>0</td><td>2</td><td>0</td><td>2</td><td>-14</td></tr><tr><td>2 Kobe Johnson</td><td>G 35:11</td><td>2-7</td><td>0-1</td><td>2-2</td><td>1 4 5</td><td>1 1</td><td>6</td><td>4</td><td>1</td><td>2</td><td>1</td><td>-23</td></tr><tr><td>13 Akok Akok</td><td>07:36</td><td>0-2</td><td>0-1</td><td>0-0</td><td>1 1 2</td><td>0 1</td><td>0</td><td>0</td><td>0</td><td>0</td><td>0</td><td>-1</td></tr><tr><td>14 Seth Wilson</td><td>21:50</td><td>1-3</td><td>1-3</td><td>0-0</td><td>0 2 2</td><td>3 0</td><td>3</td><td>1</td><td>0</td><td>0</td><td>0</td><td>-24</td></tr><tr><td>24 Pat Suemnick</td><td>03:13</td><td>0-1</td><td>0-1</td><td>0-0</td><td>0 0 0</td><td>1 0</td><td>0</td><td>0</td><td>1</td><td>0</td><td>0</td><td>-7</td></tr><tr><td>5 Jeremiah Bemby</td><td>01:36</td><td>0-0</td><td>0-0</td><td>0-0</td><td>0 0 0</td><td>0 0</td><td>0</td><td>0</td><td>0</td><td>0</td><td>0</td><td>3</td></tr><tr><td>Team</td><td></td><td></td><td></td><td></td><td>1 1 2</td><td></td><td>0</td><td>0</td><td></td><td></td><td></td><td></td></tr><tr><td>Totals</td><td></td><td>22-53</td><td>3-20</td><td>16-18</td><td>5 27 32</td><td>13 16</td><td>63</td><td>11</td><td>9 2</td><td>4 4</td><td>-17</td><td></td></tr></table><div>Technical Fouls:Edwards 2nd12:13</div></div> <div><table><tr><th></th><th>PITT</th><th>WVU</th></tr><tr><td>Biggest lead</td><td>20 (2nd 3:26)</td><td>6 (1st 16:29)</td></tr><tr><td>Best Scoring Run</td><td>10 (1st 8:46)</td><td>8 (1st 16:29)</td></tr><tr><td>Lead Changes</td><td>8</td><td></td></tr><tr><td>Times Tied</td><td>2</td><td></td></tr><tr><td>Time with Lead</td><td>27:03</td><td>10:58</td></tr></table><table><tr><th>Points from</th><th>PITT</th><th>WVU</th></tr><tr><td>Turnovers</td><td>17</td><td>10</td></tr><tr><td>Paint</td><td>20</td><td>36</td></tr><tr><td>Second Chance</td><td>0</td><td>6</td></tr><tr><td>Fast Breaks</td><td>6</td><td>6</td></tr><tr><td>Bench</td><td>25</td><td>3</td></tr></table><table><tr><th>Period by Period Scoring</th></tr><tr><th></th><th>1st</th><th>2nd</th><th>TOT</th></tr><tr><td>PITT</td><td>36</td><td>44</td><td>80</td></tr><tr><td>WVU</td><td>35</td><td>28</td><td>63</td></tr></table></div>										NO. Name	Min	FG M-A	3P M-A	FT M-A	Rebounds OR DR TOT	Fouls PF FD	TP	AS	TO	ST	Blocks BS BA	+/-	2 Blake Hinson	F 34:37	10-19	9-15	0-0	1 6 7	3 3	29	0	1	0	0	9	55 Zack Austin	F 16:50	0-3	0-3	0-0	0 2 2	0 0	0	0	0	1	0	0	33 Federico Federico	C 14:05	0-1	0-0	0-0	1 0 1	4 0	0	0	3	0	1	0	5 Ishmael Leggett	G 20:44	3-7	0-2	4-4	0 2 2	2 2	10	0	0	0	1	7	7 Carlton Carrington	G 38:52	6-13	3-8	1-1	1 3 4	1 2	16	9	1	1	0	19	31 Jorge Diaz Graham	14:50	1-6	1-5	0-0	0 6 6	1 2	3	2	1	1	0	9	25 Guillermo Diaz Graham	25:02	6-7	3-4	0-0	0 0 0	3 0	15	0	0	0	1	17	24 William Jeffress	25:51	0-2	0-1	1-2	3 6 9	3 3	1	0	0	1	1	22	15 Jalard Lowe	09:08	3-4	0-0	0-0	0 0 0	0 0	6	1	0	0	0	1	Team					0 2 2		0	0					Totals		29-62	16-38	6-7	6 27 33	17 12	80	12	6 4	4 4	17		NO. Name	Min	FG M-A	3P M-A	FT M-A	Rebounds OR DR TOT	Fouls PF FD	TP	AS	TO	ST	Blocks BS BA	+/-	9 Ofri Naveh	F 35:00	5-13	1-5	0-0	0 4 4	1 3	11	3	1	0	1	-8	11 Quinn Slazinski	F 34:36	6-11	1-4	9-10	0 6 6	2 6	22	1	3	0	0	1	22 Josiah Harris	F 26:23	0-5	0-2	0 2 2	3 1 1	2 1	0	1	0	0	0	-1	7 Jesse Edwards	C 34:35	8-11	0-1	4-4	2 7 9	2 4	20	0	2	0	2	-14	2 Kobe Johnson	G 35:11	2-7	0-1	2-2	1 4 5	1 1	6	4	1	2	1	-23	13 Akok Akok	07:36	0-2	0-1	0-0	1 1 2	0 1	0	0	0	0	0	-1	14 Seth Wilson	21:50	1-3	1-3	0-0	0 2 2	3 0	3	1	0	0	0	-24	24 Pat Suemnick	03:13	0-1	0-1	0-0	0 0 0	1 0	0	0	1	0	0	-7	5 Jeremiah Bemby	01:36	0-0	0-0	0-0	0 0 0	0 0	0	0	0	0	0	3	Team					1 1 2		0	0					Totals		22-53	3-20	16-18	5 27 32	13 16	63	11	9 2	4 4	-17			PITT	WVU	Biggest lead	20 (2 nd 3:26)	6 (1 st 16:29)	Best Scoring Run	10 (1 st 8:46)	8 (1 st 16:29)	Lead Changes	8		Times Tied	2		Time with Lead	27:03	10:58	Points from	PITT	WVU	Turnovers	17	10	Paint	20	36	Second Chance	0	6	Fast Breaks	6	6	Bench	25	3	Period by Period Scoring		1st	2nd	TOT	PITT	36	44	80	WVU	35	28	63
NO. Name	Min	FG M-A	3P M-A	FT M-A	Rebounds OR DR TOT	Fouls PF FD	TP	AS	TO	ST	Blocks BS BA	+/-																																																																																																																																																																																																																																																																																																																																																																						
2 Blake Hinson	F 34:37	10-19	9-15	0-0	1 6 7	3 3	29	0	1	0	0	9																																																																																																																																																																																																																																																																																																																																																																						
55 Zack Austin	F 16:50	0-3	0-3	0-0	0 2 2	0 0	0	0	0	1	0	0																																																																																																																																																																																																																																																																																																																																																																						
33 Federico Federico	C 14:05	0-1	0-0	0-0	1 0 1	4 0	0	0	3	0	1	0																																																																																																																																																																																																																																																																																																																																																																						
5 Ishmael Leggett	G 20:44	3-7	0-2	4-4	0 2 2	2 2	10	0	0	0	1	7																																																																																																																																																																																																																																																																																																																																																																						
7 Carlton Carrington	G 38:52	6-13	3-8	1-1	1 3 4	1 2	16	9	1	1	0	19																																																																																																																																																																																																																																																																																																																																																																						
31 Jorge Diaz Graham	14:50	1-6	1-5	0-0	0 6 6	1 2	3	2	1	1	0	9																																																																																																																																																																																																																																																																																																																																																																						
25 Guillermo Diaz Graham	25:02	6-7	3-4	0-0	0 0 0	3 0	15	0	0	0	1	17																																																																																																																																																																																																																																																																																																																																																																						
24 William Jeffress	25:51	0-2	0-1	1-2	3 6 9	3 3	1	0	0	1	1	22																																																																																																																																																																																																																																																																																																																																																																						
15 Jalard Lowe	09:08	3-4	0-0	0-0	0 0 0	0 0	6	1	0	0	0	1																																																																																																																																																																																																																																																																																																																																																																						
Team					0 2 2		0	0																																																																																																																																																																																																																																																																																																																																																																										
Totals		29-62	16-38	6-7	6 27 33	17 12	80	12	6 4	4 4	17																																																																																																																																																																																																																																																																																																																																																																							
NO. Name	Min	FG M-A	3P M-A	FT M-A	Rebounds OR DR TOT	Fouls PF FD	TP	AS	TO	ST	Blocks BS BA	+/-																																																																																																																																																																																																																																																																																																																																																																						
9 Ofri Naveh	F 35:00	5-13	1-5	0-0	0 4 4	1 3	11	3	1	0	1	-8																																																																																																																																																																																																																																																																																																																																																																						
11 Quinn Slazinski	F 34:36	6-11	1-4	9-10	0 6 6	2 6	22	1	3	0	0	1																																																																																																																																																																																																																																																																																																																																																																						
22 Josiah Harris	F 26:23	0-5	0-2	0 2 2	3 1 1	2 1	0	1	0	0	0	-1																																																																																																																																																																																																																																																																																																																																																																						
7 Jesse Edwards	C 34:35	8-11	0-1	4-4	2 7 9	2 4	20	0	2	0	2	-14																																																																																																																																																																																																																																																																																																																																																																						
2 Kobe Johnson	G 35:11	2-7	0-1	2-2	1 4 5	1 1	6	4	1	2	1	-23																																																																																																																																																																																																																																																																																																																																																																						
13 Akok Akok	07:36	0-2	0-1	0-0	1 1 2	0 1	0	0	0	0	0	-1																																																																																																																																																																																																																																																																																																																																																																						
14 Seth Wilson	21:50	1-3	1-3	0-0	0 2 2	3 0	3	1	0	0	0	-24																																																																																																																																																																																																																																																																																																																																																																						
24 Pat Suemnick	03:13	0-1	0-1	0-0	0 0 0	1 0	0	0	1	0	0	-7																																																																																																																																																																																																																																																																																																																																																																						
5 Jeremiah Bemby	01:36	0-0	0-0	0-0	0 0 0	0 0	0	0	0	0	0	3																																																																																																																																																																																																																																																																																																																																																																						
Team					1 1 2		0	0																																																																																																																																																																																																																																																																																																																																																																										
Totals		22-53	3-20	16-18	5 27 32	13 16	63	11	9 2	4 4	-17																																																																																																																																																																																																																																																																																																																																																																							
	PITT	WVU																																																																																																																																																																																																																																																																																																																																																																																
Biggest lead	20 (2 nd 3:26)	6 (1 st 16:29)																																																																																																																																																																																																																																																																																																																																																																																
Best Scoring Run	10 (1 st 8:46)	8 (1 st 16:29)																																																																																																																																																																																																																																																																																																																																																																																
Lead Changes	8																																																																																																																																																																																																																																																																																																																																																																																	
Times Tied	2																																																																																																																																																																																																																																																																																																																																																																																	
Time with Lead	27:03	10:58																																																																																																																																																																																																																																																																																																																																																																																
Points from	PITT	WVU																																																																																																																																																																																																																																																																																																																																																																																
Turnovers	17	10																																																																																																																																																																																																																																																																																																																																																																																
Paint	20	36																																																																																																																																																																																																																																																																																																																																																																																
Second Chance	0	6																																																																																																																																																																																																																																																																																																																																																																																
Fast Breaks	6	6																																																																																																																																																																																																																																																																																																																																																																																
Bench	25	3																																																																																																																																																																																																																																																																																																																																																																																
Period by Period Scoring																																																																																																																																																																																																																																																																																																																																																																																		
	1st	2nd	TOT																																																																																																																																																																																																																																																																																																																																																																															
PITT	36	44	80																																																																																																																																																																																																																																																																																																																																																																															
WVU	35	28	63																																																																																																																																																																																																																																																																																																																																																																															
<div><div>Canisius at Pitt</div><div>Record: 6-5</div><table><tr><th>NO. Name</th><th>Min</th><th>FG M-A</th><th>3P M-A</th><th>FT M-A</th><th>Rebounds OR DR TOT</th><th>Fouls PF FD</th><th>TP</th><th>AS</th><th>TO</th><th>ST</th><th>Blocks BS BA</th><th>+/-</th></tr><tr><td>4 YOUN Fritz</td><td>F 16:19</td><td>2-2</td><td>0-0</td><td>0-0</td><td>0 0 0</td><td>2 0</td><td>4</td><td>1</td><td>0</td><td>0</td><td>1</td><td>-6</td></tr><tr><td>23 Frank Mitchell</td><td>F 27:37</td><td>6-8</td><td>0-0</td><td>0-0</td><td>0 9 9</td><td>2 0</td><td>12</td><td>1</td><td>4</td><td>2</td><td>0</td><td>-11</td></tr><tr><td>0 Tre Drinkins</td><td>G 38:18</td><td>5-12</td><td>3-8</td><td>2-2</td><td>0 1 1</td><td>2 2</td><td>15</td><td>3</td><td>2</td><td>1</td><td>0</td><td>-10</td></tr><tr><td>5 Siem Uijendaal</td><td>G 38:31</td><td>6-8</td><td>1-2</td><td>5-5</td><td>0 6 6</td><td>2 4</td><td>18</td><td>5</td><td>4</td><td>0</td><td>0</td><td>-13</td></tr><tr><td>21 TJ Gadsden</td><td>G 34:33</td><td>1-6</td><td>1-5</td><td>3-3</td><td>2 3 5</td><td>2 1</td><td>6</td><td>3</td><td>1</td><td>0</td><td>0</td><td>-12</td></tr><tr><td>12 Bryce Okpoh</td><td>24:41</td><td>3-6</td><td>1-3</td><td>0-0</td><td>1 1 2</td><td>2 0</td><td>7</td><td>0</td><td>2</td><td>0</td><td>0</td><td>-8</td></tr><tr><td>3 Cam Palesse</td><td>08:38</td><td>1-2</td><td>1-1</td><td>0-0</td><td>0 0 0</td><td>1 1</td><td>3</td><td>1</td><td>1</td><td>0</td><td>0</td><td>2</td></tr><tr><td>2 TJ Porter</td><td>11:23</td><td>2-5</td><td>2-5</td><td>0-0</td><td>0 1 1</td><td>2 0</td><td>6</td><td>0</td><td>0</td><td>0</td><td>0</td><td>3</td></tr><tr><td>Team</td><td></td><td></td><td></td><td></td><td>0 1 1</td><td></td><td>0</td><td>1</td><td></td><td></td><td></td><td></td></tr><tr><td>Totals</td><td></td><td>26-49</td><td>9-24</td><td>10-10</td><td>3 22 25</td><td>15 8</td><td>71</td><td>14</td><td>15 3</td><td>1 1</td><td>-11</td><td></td></tr></table><div>Technical Fouls:NONE</div></div> <div><div>Pitt - 82</div><div>Record: 7-3</div><table><tr><th>NO. Name</th><th>Min</th><th>FG M-A</th><th>3P M-A</th><th>FT M-A</th><th>Rebounds OR DR TOT</th><th>Fouls PF FD</th><th>TP</th><th>AS</th><th>TO</th><th>ST</th><th>Blocks BS BA</th><th>+/-</th></tr><tr><td>2 Blake Hinson</td><td>F 36:41</td><td>8-13</td><td>3-4</td><td>7-7</td><td>1 4 5</td><td>3 4</td><td>26</td><td>0</td><td>1</td><td>0</td><td>0</td><td>15</td></tr><tr><td>55 Zack Austin</td><td>F 05:43</td><td>0-0</td><td>0-0</td><td>0-0</td><td>0 2 2</td><td>0 1</td><td>0</td><td>1</td><td>0</td><td>0</td><td>0</td><td>0</td></tr><tr><td>33 Federico Federico</td><td>C 19:10</td><td>2-2</td><td>0-0</td><td>1-2</td><td>1 0 1</td><td>1 2</td><td>5</td><td>1</td><td>2</td><td>0</td><td>0</td><td>0</td></tr><tr><td>5 Ishmael Leggett</td><td>G 36:01</td><td>5-9</td><td>3-5</td><td>0-1</td><td>1 4 5</td><td>0 2</td><td>13</td><td>5</td><td>1</td><td>1</td><td>0</td><td>16</td></tr><tr><td>7 Carlton Carrington</td><td>G 31:57</td><td>7-16</td><td>2-9</td><td>0-0</td><td>0 4 4</td><td>2 1</td><td>16</td><td>5</td><td>2</td><td>1</td><td>1</td><td>0</td></tr><tr><td>24 William Jeffress</td><td>21:39</td><td>2-6</td><td>2-2</td><td>0-0</td><td>2 1 3</td><td>0 1</td><td>6</td><td>0</td><td>0</td><td>1</td><td>0</td><td>-7</td></tr><tr><td>25 Guillermo Diaz Graham</td><td>20:50</td><td>3-4</td><td>1-1</td><td>0-2</td><td>1 1 2</td><td>2 2</td><td>7</td><td>1</td><td>1</td><td>0</td><td>0</td><td>-1</td></tr><tr><td>15 Jalard Lowe</td><td>13:42</td><td>2-5</td><td>0-1</td><td>0-0</td><td>0 2 2</td><td>0 1</td><td>4</td><td>1</td><td>1</td><td>2</td><td>0</td><td>-5</td></tr><tr><td>31 Jorge Diaz Graham</td><td>14:17</td><td>2-3</td><td>1-2</td><td>0-0</td><td>0 0 0</td><td>0 1</td><td>5</td><td>2</td><td>3</td><td>0</td><td>0</td><td>12</td></tr><tr><td>Team</td><td></td><td></td><td></td><td></td><td>0 1 1</td><td></td><td>0</td><td>0</td><td></td><td></td><td></td><td></td></tr><tr><td>Totals</td><td></td><td>31-58</td><td>12-24</td><td>8-12</td><td>6 19 25</td><td>8 15</td><td>82</td><td>16</td><td>8 8</td><td>1 1</td><td>11</td><td></td></tr></table><div>Technical Fouls:NONE</div></div> <div><table><tr><th></th><th>Can</th><th>Pitt</th></tr><tr><td>Biggest lead</td><td>7 (2nd 13:15)</td><td>11 (2nd 1:00)</td></tr><tr><td>Best Scoring Run</td><td>8 (2nd 15:51)</td><td>9 (2nd 10:34)</td></tr><tr><td>Lead Changes</td><td>15</td><td></td></tr><tr><td>Times Tied</td><td>8</td><td></td></tr><tr><td>Time with Lead</td><td>13:42</td><td>22:00</td></tr></table><table><tr><th>Points from</th><th>Can</th><th>Pitt</th></tr><tr><td>Turnovers</td><td>9</td><td>16</td></tr><tr><td>Paint</td><td>26</td><td>34</td></tr><tr><td>Second Chance</td><td>4</td><td>10</td></tr><tr><td>Fast Breaks</td><td>2</td><td>8</td></tr><tr><td>Bench</td><td>16</td><td>22</td></tr></table><table><tr><th>Period by Period Scoring</th></tr><tr><th></th><th>1st</th><th>2nd</th><th>TOT</th></tr><tr><td>Can</td><td>41</td><td>30</td><td>71</td></tr><tr><td>Pitt</td><td>40</td><td>42</td><td>82</td></tr></table></div>										NO. Name	Min	FG M-A	3P M-A	FT M-A	Rebounds OR DR TOT	Fouls PF FD	TP	AS	TO	ST	Blocks BS BA	+/-	4 YOUN Fritz	F 16:19	2-2	0-0	0-0	0 0 0	2 0	4	1	0	0	1	-6	23 Frank Mitchell	F 27:37	6-8	0-0	0-0	0 9 9	2 0	12	1	4	2	0	-11	0 Tre Drinkins	G 38:18	5-12	3-8	2-2	0 1 1	2 2	15	3	2	1	0	-10	5 Siem Uijendaal	G 38:31	6-8	1-2	5-5	0 6 6	2 4	18	5	4	0	0	-13	21 TJ Gadsden	G 34:33	1-6	1-5	3-3	2 3 5	2 1	6	3	1	0	0	-12	12 Bryce Okpoh	24:41	3-6	1-3	0-0	1 1 2	2 0	7	0	2	0	0	-8	3 Cam Palesse	08:38	1-2	1-1	0-0	0 0 0	1 1	3	1	1	0	0	2	2 TJ Porter	11:23	2-5	2-5	0-0	0 1 1	2 0	6	0	0	0	0	3	Team					0 1 1		0	1					Totals		26-49	9-24	10-10	3 22 25	15 8	71	14	15 3	1 1	-11		NO. Name	Min	FG M-A	3P M-A	FT M-A	Rebounds OR DR TOT	Fouls PF FD	TP	AS	TO	ST	Blocks BS BA	+/-	2 Blake Hinson	F 36:41	8-13	3-4	7-7	1 4 5	3 4	26	0	1	0	0	15	55 Zack Austin	F 05:43	0-0	0-0	0-0	0 2 2	0 1	0	1	0	0	0	0	33 Federico Federico	C 19:10	2-2	0-0	1-2	1 0 1	1 2	5	1	2	0	0	0	5 Ishmael Leggett	G 36:01	5-9	3-5	0-1	1 4 5	0 2	13	5	1	1	0	16	7 Carlton Carrington	G 31:57	7-16	2-9	0-0	0 4 4	2 1	16	5	2	1	1	0	24 William Jeffress	21:39	2-6	2-2	0-0	2 1 3	0 1	6	0	0	1	0	-7	25 Guillermo Diaz Graham	20:50	3-4	1-1	0-2	1 1 2	2 2	7	1	1	0	0	-1	15 Jalard Lowe	13:42	2-5	0-1	0-0	0 2 2	0 1	4	1	1	2	0	-5	31 Jorge Diaz Graham	14:17	2-3	1-2	0-0	0 0 0	0 1	5	2	3	0	0	12	Team					0 1 1		0	0					Totals		31-58	12-24	8-12	6 19 25	8 15	82	16	8 8	1 1	11			Can	Pitt	Biggest lead	7 (2 nd 13:15)	11 (2 nd 1:00)	Best Scoring Run	8 (2 nd 15:51)	9 (2 nd 10:34)	Lead Changes	15		Times Tied	8		Time with Lead	13:42	22:00	Points from	Can	Pitt	Turnovers	9	16	Paint	26	34	Second Chance	4	10	Fast Breaks	2	8	Bench	16	22	Period by Period Scoring		1st	2nd	TOT	Can	41	30	71	Pitt	40	42	82													
NO. Name	Min	FG M-A	3P M-A	FT M-A	Rebounds OR DR TOT	Fouls PF FD	TP	AS	TO	ST	Blocks BS BA	+/-																																																																																																																																																																																																																																																																																																																																																																						
4 YOUN Fritz	F 16:19	2-2	0-0	0-0	0 0 0	2 0	4	1	0	0	1	-6																																																																																																																																																																																																																																																																																																																																																																						
23 Frank Mitchell	F 27:37	6-8	0-0	0-0	0 9 9	2 0	12	1	4	2	0	-11																																																																																																																																																																																																																																																																																																																																																																						
0 Tre Drinkins	G 38:18	5-12	3-8	2-2	0 1 1	2 2	15	3	2	1	0	-10																																																																																																																																																																																																																																																																																																																																																																						
5 Siem Uijendaal	G 38:31	6-8	1-2	5-5	0 6 6	2 4	18	5	4	0	0	-13																																																																																																																																																																																																																																																																																																																																																																						
21 TJ Gadsden	G 34:33	1-6	1-5	3-3	2 3 5	2 1	6	3	1	0	0	-12																																																																																																																																																																																																																																																																																																																																																																						
12 Bryce Okpoh	24:41	3-6	1-3	0-0	1 1 2	2 0	7	0	2	0	0	-8																																																																																																																																																																																																																																																																																																																																																																						
3 Cam Palesse	08:38	1-2	1-1	0-0	0 0 0	1 1	3	1	1	0	0	2																																																																																																																																																																																																																																																																																																																																																																						
2 TJ Porter	11:23	2-5	2-5	0-0	0 1 1	2 0	6	0	0	0	0	3																																																																																																																																																																																																																																																																																																																																																																						
Team					0 1 1		0	1																																																																																																																																																																																																																																																																																																																																																																										
Totals		26-49	9-24	10-10	3 22 25	15 8	71	14	15 3	1 1	-11																																																																																																																																																																																																																																																																																																																																																																							
NO. Name	Min	FG M-A	3P M-A	FT M-A	Rebounds OR DR TOT	Fouls PF FD	TP	AS	TO	ST	Blocks BS BA	+/-																																																																																																																																																																																																																																																																																																																																																																						
2 Blake Hinson	F 36:41	8-13	3-4	7-7	1 4 5	3 4	26	0	1	0	0	15																																																																																																																																																																																																																																																																																																																																																																						
55 Zack Austin	F 05:43	0-0	0-0	0-0	0 2 2	0 1	0	1	0	0	0	0																																																																																																																																																																																																																																																																																																																																																																						
33 Federico Federico	C 19:10	2-2	0-0	1-2	1 0 1	1 2	5	1	2	0	0	0																																																																																																																																																																																																																																																																																																																																																																						
5 Ishmael Leggett	G 36:01	5-9	3-5	0-1	1 4 5	0 2	13	5	1	1	0	16																																																																																																																																																																																																																																																																																																																																																																						
7 Carlton Carrington	G 31:57	7-16	2-9	0-0	0 4 4	2 1	16	5	2	1	1	0																																																																																																																																																																																																																																																																																																																																																																						
24 William Jeffress	21:39	2-6	2-2	0-0	2 1 3	0 1	6	0	0	1	0	-7																																																																																																																																																																																																																																																																																																																																																																						
25 Guillermo Diaz Graham	20:50	3-4	1-1	0-2	1 1 2	2 2	7	1	1	0	0	-1																																																																																																																																																																																																																																																																																																																																																																						
15 Jalard Lowe	13:42	2-5	0-1	0-0	0 2 2	0 1	4	1	1	2	0	-5																																																																																																																																																																																																																																																																																																																																																																						
31 Jorge Diaz Graham	14:17	2-3	1-2	0-0	0 0 0	0 1	5	2	3	0	0	12																																																																																																																																																																																																																																																																																																																																																																						
Team					0 1 1		0	0																																																																																																																																																																																																																																																																																																																																																																										
Totals		31-58	12-24	8-12	6 19 25	8 15	82	16	8 8	1 1	11																																																																																																																																																																																																																																																																																																																																																																							
	Can	Pitt																																																																																																																																																																																																																																																																																																																																																																																
Biggest lead	7 (2 nd 13:15)	11 (2 nd 1:00)																																																																																																																																																																																																																																																																																																																																																																																
Best Scoring Run	8 (2 nd 15:51)	9 (2 nd 10:34)																																																																																																																																																																																																																																																																																																																																																																																
Lead Changes	15																																																																																																																																																																																																																																																																																																																																																																																	
Times Tied	8																																																																																																																																																																																																																																																																																																																																																																																	
Time with Lead	13:42	22:00																																																																																																																																																																																																																																																																																																																																																																																
Points from	Can	Pitt																																																																																																																																																																																																																																																																																																																																																																																
Turnovers	9	16																																																																																																																																																																																																																																																																																																																																																																																
Paint	26	34																																																																																																																																																																																																																																																																																																																																																																																
Second Chance	4	10																																																																																																																																																																																																																																																																																																																																																																																
Fast Breaks	2	8																																																																																																																																																																																																																																																																																																																																																																																
Bench	16	22																																																																																																																																																																																																																																																																																																																																																																																
Period by Period Scoring																																																																																																																																																																																																																																																																																																																																																																																		
	1st	2nd	TOT																																																																																																																																																																																																																																																																																																																																																																															
Can	41	30	71																																																																																																																																																																																																																																																																																																																																																																															
Pitt	40	42	82																																																																																																																																																																																																																																																																																																																																																																															
<div><div>Shooting By Period</div><table><tr><td>1st FG%</td><td>13-34</td><td>38.2%</td></tr><tr><td>3PT%</td><td>9-23</td><td>39.1%</td></tr><tr><td>FT%</td><td>1-1</td><td>100%</td></tr><tr><td>2nd FG%</td><td>16-28</td><td>57.1%</td></tr><tr><td>3PT%</td><td>7-15</td><td>46.7%</td></tr><tr><td>FT%</td><td>5-6</td><td>83.3%</td></tr><tr><td>GM FG%</td><td>29-62</td><td>46.8%</td></tr><tr><td>3PT%</td><td>16-38</td><td>42.1%</td></tr><tr><td>FT%</td><td>6-7</td><td>85.7%</td></tr></table><div>Dead Ball Rebounds:1, 0</div></div> <div><div>Shooting By Period</div><table><tr><td>1st FG%</td><td>11-27</td><td>40.7%</td></tr><tr><td>3PT%</td><td>2-10</td><td>20.0%</td></tr><tr><td>FT%</td><td>11-12</td><td>91.7%</td></tr><tr><td>2nd FG%</td><td>11-26</td><td>42.3%</td></tr><tr><td>3PT%</td><td>1-10</td><td>10.0%</td></tr><tr><td>FT%</td><td>5-6</td><td>83.3%</td></tr><tr><td>GM FG%</td><td>22-53</td><td>41.5%</td></tr><tr><td>3PT%</td><td>3-20</td><td>15.0%</td></tr><tr><td>FT%</td><td>16-18</td><td>88.9%</td></tr></table><div>Dead Ball Rebounds:1, 0</div></div>										1 st FG%	13-34	38.2%	3PT%	9-23	39.1%	FT%	1-1	100%	2 nd FG%	16-28	57.1%	3PT%	7-15	46.7%	FT%	5-6	83.3%	GM FG%	29-62	46.8%	3PT%	16-38	42.1%	FT%	6-7	85.7%	1 st FG%	11-27	40.7%	3PT%	2-10	20.0%	FT%	11-12	91.7%	2 nd FG%	11-26	42.3%	3PT%	1-10	10.0%	FT%	5-6	83.3%	GM FG%	22-53	41.5%	3PT%	3-20	15.0%	FT%	16-18	88.9%																																																																																																																																																																																																																																																																																																																			
1 st FG%	13-34	38.2%																																																																																																																																																																																																																																																																																																																																																																																
3PT%	9-23	39.1%																																																																																																																																																																																																																																																																																																																																																																																
FT%	1-1	100%																																																																																																																																																																																																																																																																																																																																																																																
2 nd FG%	16-28	57.1%																																																																																																																																																																																																																																																																																																																																																																																
3PT%	7-15	46.7%																																																																																																																																																																																																																																																																																																																																																																																
FT%	5-6	83.3%																																																																																																																																																																																																																																																																																																																																																																																
GM FG%	29-62	46.8%																																																																																																																																																																																																																																																																																																																																																																																
3PT%	16-38	42.1%																																																																																																																																																																																																																																																																																																																																																																																
FT%	6-7	85.7%																																																																																																																																																																																																																																																																																																																																																																																
1 st FG%	11-27	40.7%																																																																																																																																																																																																																																																																																																																																																																																
3PT%	2-10	20.0%																																																																																																																																																																																																																																																																																																																																																																																
FT%	11-12	91.7%																																																																																																																																																																																																																																																																																																																																																																																
2 nd FG%	11-26	42.3%																																																																																																																																																																																																																																																																																																																																																																																
3PT%	1-10	10.0%																																																																																																																																																																																																																																																																																																																																																																																
FT%	5-6	83.3%																																																																																																																																																																																																																																																																																																																																																																																
GM FG%	22-53	41.5%																																																																																																																																																																																																																																																																																																																																																																																
3PT%	3-20	15.0%																																																																																																																																																																																																																																																																																																																																																																																
FT%	16-18	88.9%																																																																																																																																																																																																																																																																																																																																																																																
<div><div>Canisius at Pitt</div><div>Record: 6-5</div><table><tr><th>NO. Name</th><th>Min</th><th>FG M-A</th><th>3P M-A</th><th>FT M-A</th><th>Rebounds OR DR TOT</th><th>Fouls PF FD</th><th>TP</th><th>AS</th><th>TO</th><th>ST</th><th>Blocks BS BA</th><th>+/-</th></tr><tr><td>4 YOUN Fritz</td><td>F 16:19</td><td>2-2</td><td>0-0</td><td>0-0</td><td>0 0 0</td><td>2 0</td><td>4</td><td>1</td><td>0</td><td>0</td><td>1</td><td>-6</td></tr><tr><td>23 Frank Mitchell</td><td>F 27:37</td><td>6-8</td><td>0-0</td><td>0-0</td><td>0 9 9</td><td>2 0</td><td>12</td><td>1</td><td>4</td><td>2</td><td>0</td><td>-11</td></tr><tr><td>0 Tre Drinkins</td><td>G 38:18</td><td>5-12</td><td>3-8</td><td>2-2</td><td>0 1 1</td><td>2 2</td><td>15</td><td>3</td><td>2</td><td>1</td><td>0</td><td>-10</td></tr><tr><td>5 Siem Uijendaal</td><td>G 38:31</td><td>6-8</td><td>1-2</td><td>5-5</td><td>0 6 6</td><td>2 4</td><td>18</td><td>5</td><td>4</td><td>0</td><td>0</td><td>-13</td></tr><tr><td>21 TJ Gadsden</td><td>G 34:33</td><td>1-6</td><td>1-5</td><td>3-3</td><td>2 3 5</td><td>2 1</td><td>6</td><td>3</td><td>1</td><td>0</td><td>0</td><td>-12</td></tr><tr><td>12 Bryce Okpoh</td><td>24:41</td><td>3-6</td><td>1-3</td><td>0-0</td><td>1 1 2</td><td>2 0</td><td>7</td><td>0</td><td>2</td><td>0</td><td>0</td><td>-8</td></tr><tr><td>3 Cam Palesse</td><td>08:38</td><td>1-2</td><td>1-1</td><td>0-0</td><td>0 0 0</td><td>1 1</td><td>3</td><td>1</td><td>1</td><td>0</td><td>0</td><td>2</td></tr><tr><td>2 TJ Porter</td><td>11:23</td><td>2-5</td><td>2-5</td><td>0-0</td><td>0 1 1</td><td>2 0</td><td>6</td><td>0</td><td>0</td><td>0</td><td>0</td><td>3</td></tr><tr><td>Team</td><td></td><td></td><td></td><td></td><td>0 1 1</td><td></td><td>0</td><td>1</td><td></td><td></td><td></td><td></td></tr><tr><td>Totals</td><td></td><td>26-49</td><td>9-24</td><td>10-10</td><td>3 22 25</td><td>15 8</td><td>71</td><td>14</td><td>15 3</td><td>1 1</td><td>-11</td><td></td></tr></table><div>Technical Fouls:NONE</div></div> <div><div>Pitt - 82</div><div>Record: 7-3</div><table><tr><th>NO. Name</th><th>Min</th><th>FG M-A</th><th>3P M-A</th><th>FT M-A</th><th>Rebounds OR DR TOT</th><th>Fouls PF FD</th><th>TP</th><th>AS</th><th>TO</th><th>ST</th><th>Blocks BS BA</th><th>+/-</th></tr><tr><td>2 Blake Hinson</td><td>F 36:41</td><td>8-13</td><td>3-4</td><td>7-7</td><td>1 4 5</td><td>3 4</td><td>26</td><td>0</td><td>1</td><td>0</td><td>0</td><td>15</td></tr><tr><td>55 Zack Austin</td><td>F 05:43</td><td>0-0</td><td>0-0</td><td>0-0</td><td>0 2 2</td><td>0 1</td><td>0</td><td>1</td><td>0</td><td>0</td><td>0</td><td>0</td></tr><tr><td>33 Federico Federico</td><td>C 19:10</td><td>2-2</td><td>0-0</td><td>1-2</td><td>1 0 1</td><td>1 2</td><td>5</td><td>1</td><td>2</td><td>0</td><td>0</td><td>0</td></tr><tr><td>5 Ishmael Leggett</td><td>G 36:01</td><td>5-9</td><td>3-5</td><td>0-1</td><td>1 4 5</td><td>0 2</td><td>13</td><td>5</td><td>1</td><td>1</td><td>0</td><td>16</td></tr><tr><td>7 Carlton Carrington</td><td>G 31:57</td><td>7-16</td><td>2-9</td><td>0-0</td><td>0 4 4</td><td>2 1</td><td>16</td><td>5</td><td>2</td><td>1</td><td>1</td><td>0</td></tr><tr><td>24 William Jeffress</td><td>21:39</td><td>2-6</td><td>2-2</td><td>0-0</td><td>2 1 3</td><td>0 1</td><td>6</td><td>0</td><td>0</td><td>1</td><td>0</td><td>-7</td></tr><tr><td>25 Guillermo Diaz Graham</td><td>20:50</td><td>3-4</td><td>1-1</td><td>0-2</td><td>1 1 2</td><td>2 2</td><td>7</td><td>1</td><td>1</td><td>0</td><td>0</td><td>-1</td></tr><tr><td>15 Jalard Lowe</td><td>13:42</td><td>2-5</td><td>0-1</td><td>0-0</td><td>0 2 2</td><td>0 1</td><td>4</td><td>1</td><td>1</td><td>2</td><td>0</td><td>-5</td></tr><tr><td>31 Jorge Diaz Graham</td><td>14:17</td><td>2-3</td><td>1-2</td><td>0-0</td><td>0 0 0</td><td>0 1</td><td>5</td><td>2</td><td>3</td><td>0</td><td>0</td><td>12</td></tr><tr><td>Team</td><td></td><td></td><td></td><td></td><td>0 1 1</td><td></td><td>0</td><td>0</td><td></td><td></td><td></td><td></td></tr><tr><td>Totals</td><td></td><td>31-58</td><td>12-24</td><td>8-12</td><td>6 19 25</td><td>8 15</td><td>82</td><td>16</td><td>8 8</td><td>1 1</td><td>11</td><td></td></tr></table><div>Technical Fouls:NONE</div></div> <div><table><tr><th></th><th>Can</th><th>Pitt</th></tr><tr><td>Biggest lead</td><td>7 (2nd 13:15)</td><td>11 (2nd 1:00)</td></tr><tr><td>Best Scoring Run</td><td>8 (2nd 15:51)</td><td>9 (2nd 10:34)</td></tr><tr><td>Lead Changes</td><td>15</td><td></td></tr><tr><td>Times Tied</td><td>8</td><td></td></tr><tr><td>Time with Lead</td><td>13:42</td><td>22:00</td></tr></table><table><tr><th>Points from</th><th>Can</th><th>Pitt</th></tr><tr><td>Turnovers</td><td>9</td><td>16</td></tr><tr><td>Paint</td><td>26</td><td>34</td></tr><tr><td>Second Chance</td><td>4</td><td>10</td></tr><tr><td>Fast Breaks</td><td>2</td><td>8</td></tr><tr><td>Bench</td><td>16</td><td>22</td></tr></table><table><tr><th>Period by Period Scoring</th></tr><tr><th></th><th>1st</th><th>2nd</th><th>TOT</th></tr><tr><td>Can</td><td>41</td><td>30</td><td>71</td></tr><tr><td>Pitt</td><td>40</td><td>42</td><td>82</td></tr></table></div>										NO. Name	Min	FG M-A	3P M-A	FT M-A	Rebounds OR DR TOT	Fouls PF FD	TP	AS	TO	ST	Blocks BS BA	+/-	4 YOUN Fritz	F 16:19	2-2	0-0	0-0	0 0 0	2 0	4	1	0	0	1	-6	23 Frank Mitchell	F 27:37	6-8	0-0	0-0	0 9 9	2 0	12	1	4	2	0	-11	0 Tre Drinkins	G 38:18	5-12	3-8	2-2	0 1 1	2 2	15	3	2	1	0	-10	5 Siem Uijendaal	G 38:31	6-8	1-2	5-5	0 6 6	2 4	18	5	4	0	0	-13	21 TJ Gadsden	G 34:33	1-6	1-5	3-3	2 3 5	2 1	6	3	1	0	0	-12	12 Bryce Okpoh	24:41	3-6	1-3	0-0	1 1 2	2 0	7	0	2	0	0	-8	3 Cam Palesse	08:38	1-2	1-1	0-0	0 0 0	1 1	3	1	1	0	0	2	2 TJ Porter	11:23	2-5	2-5	0-0	0 1 1	2 0	6	0	0	0	0	3	Team					0 1 1		0	1					Totals		26-49	9-24	10-10	3 22 25	15 8	71	14	15 3	1 1	-11		NO. Name	Min	FG M-A	3P M-A	FT M-A	Rebounds OR DR TOT	Fouls PF FD	TP	AS	TO	ST	Blocks BS BA	+/-	2 Blake Hinson	F 36:41	8-13	3-4	7-7	1 4 5	3 4	26	0	1	0	0	15	55 Zack Austin	F 05:43	0-0	0-0	0-0	0 2 2	0 1	0	1	0	0	0	0	33 Federico Federico	C 19:10	2-2	0-0	1-2	1 0 1	1 2	5	1	2	0	0	0	5 Ishmael Leggett	G 36:01	5-9	3-5	0-1	1 4 5	0 2	13	5	1	1	0	16	7 Carlton Carrington	G 31:57	7-16	2-9	0-0	0 4 4	2 1	16	5	2	1	1	0	24 William Jeffress	21:39	2-6	2-2	0-0	2 1 3	0 1	6	0	0	1	0	-7	25 Guillermo Diaz Graham	20:50	3-4	1-1	0-2	1 1 2	2 2	7	1	1	0	0	-1	15 Jalard Lowe	13:42	2-5	0-1	0-0	0 2 2	0 1	4	1	1	2	0	-5	31 Jorge Diaz Graham	14:17	2-3	1-2	0-0	0 0 0	0 1	5	2	3	0	0	12	Team					0 1 1		0	0					Totals		31-58	12-24	8-12	6 19 25	8 15	82	16	8 8	1 1	11			Can	Pitt	Biggest lead	7 (2 nd 13:15)	11 (2 nd 1:00)	Best Scoring Run	8 (2 nd 15:51)	9 (2 nd 10:34)	Lead Changes	15		Times Tied	8		Time with Lead	13:42	22:00	Points from	Can	Pitt	Turnovers	9	16	Paint	26	34	Second Chance	4	10	Fast Breaks	2	8	Bench	16	22	Period by Period Scoring		1st	2nd	TOT	Can	41	30	71	Pitt	40	42	82													
NO. Name	Min	FG M-A	3P M-A	FT M-A	Rebounds OR DR TOT	Fouls PF FD	TP	AS	TO	ST	Blocks BS BA	+/-																																																																																																																																																																																																																																																																																																																																																																						
4 YOUN Fritz	F 16:19	2-2	0-0	0-0	0 0 0	2 0	4	1	0	0	1	-6																																																																																																																																																																																																																																																																																																																																																																						
23 Frank Mitchell	F 27:37	6-8	0-0	0-0	0 9 9	2 0	12	1	4	2	0	-11																																																																																																																																																																																																																																																																																																																																																																						
0 Tre Drinkins	G 38:18	5-12	3-8	2-2	0 1 1	2 2	15	3	2	1	0	-10																																																																																																																																																																																																																																																																																																																																																																						
5 Siem Uijendaal	G 38:31	6-8	1-2	5-5	0 6 6	2 4	18	5	4	0	0	-13																																																																																																																																																																																																																																																																																																																																																																						
21 TJ Gadsden	G 34:33	1-6	1-5	3-3	2 3 5	2 1	6	3	1	0	0	-12																																																																																																																																																																																																																																																																																																																																																																						
12 Bryce Okpoh	24:41	3-6	1-3	0-0	1 1 2	2 0	7	0	2	0	0	-8																																																																																																																																																																																																																																																																																																																																																																						
3 Cam Palesse	08:38	1-2	1-1	0-0	0 0 0	1 1	3	1	1	0	0	2																																																																																																																																																																																																																																																																																																																																																																						
2 TJ Porter	11:23	2-5	2-5	0-0	0 1 1	2 0	6	0	0	0	0	3																																																																																																																																																																																																																																																																																																																																																																						
Team					0 1 1		0	1																																																																																																																																																																																																																																																																																																																																																																										
Totals		26-49	9-24	10-10	3 22 25	15 8	71	14	15 3	1 1	-11																																																																																																																																																																																																																																																																																																																																																																							
NO. Name	Min	FG M-A	3P M-A	FT M-A	Rebounds OR DR TOT	Fouls PF FD	TP	AS	TO	ST	Blocks BS BA	+/-																																																																																																																																																																																																																																																																																																																																																																						
2 Blake Hinson	F 36:41	8-13	3-4	7-7	1 4 5	3 4	26	0	1	0	0	15																																																																																																																																																																																																																																																																																																																																																																						
55 Zack Austin	F 05:43	0-0	0-0	0-0	0 2 2	0 1	0	1	0	0	0	0																																																																																																																																																																																																																																																																																																																																																																						
33 Federico Federico	C 19:10	2-2	0-0	1-2	1 0 1	1 2	5	1	2	0	0	0																																																																																																																																																																																																																																																																																																																																																																						
5 Ishmael Leggett	G 36:01	5-9	3-5	0-1	1 4 5	0 2	13	5	1	1	0	16																																																																																																																																																																																																																																																																																																																																																																						
7 Carlton Carrington	G 31:57	7-16	2-9	0-0	0 4 4	2 1	16	5	2	1	1	0																																																																																																																																																																																																																																																																																																																																																																						
24 William Jeffress	21:39	2-6	2-2	0-0	2 1 3	0 1	6	0	0	1	0	-7																																																																																																																																																																																																																																																																																																																																																																						
25 Guillermo Diaz Graham	20:50	3-4	1-1	0-2	1 1 2	2 2	7	1	1	0	0	-1																																																																																																																																																																																																																																																																																																																																																																						
15 Jalard Lowe	13:42	2-5	0-1	0-0	0 2 2	0 1	4	1	1	2	0	-5																																																																																																																																																																																																																																																																																																																																																																						
31 Jorge Diaz Graham	14:17	2-3	1-2	0-0	0 0 0	0 1	5	2	3	0	0	12																																																																																																																																																																																																																																																																																																																																																																						
Team					0 1 1		0	0																																																																																																																																																																																																																																																																																																																																																																										
Totals		31-58	12-24	8-12	6 19 25	8 15	82	16	8 8	1 1	11																																																																																																																																																																																																																																																																																																																																																																							
	Can	Pitt																																																																																																																																																																																																																																																																																																																																																																																
Biggest lead	7 (2 nd 13:15)	11 (2 nd 1:00)																																																																																																																																																																																																																																																																																																																																																																																
Best Scoring Run	8 (2 nd 15:51)	9 (2 nd 10:34)																																																																																																																																																																																																																																																																																																																																																																																
Lead Changes	15																																																																																																																																																																																																																																																																																																																																																																																	
Times Tied	8																																																																																																																																																																																																																																																																																																																																																																																	
Time with Lead	13:42	22:00																																																																																																																																																																																																																																																																																																																																																																																
Points from	Can	Pitt																																																																																																																																																																																																																																																																																																																																																																																
Turnovers	9	16																																																																																																																																																																																																																																																																																																																																																																																
Paint	26	34																																																																																																																																																																																																																																																																																																																																																																																
Second Chance	4	10																																																																																																																																																																																																																																																																																																																																																																																
Fast Breaks	2	8																																																																																																																																																																																																																																																																																																																																																																																
Bench	16	22																																																																																																																																																																																																																																																																																																																																																																																
Period by Period Scoring																																																																																																																																																																																																																																																																																																																																																																																		
	1st	2nd	TOT																																																																																																																																																																																																																																																																																																																																																																															
Can	41	30	71																																																																																																																																																																																																																																																																																																																																																																															
Pitt	40	42	82																																																																																																																																																																																																																																																																																																																																																																															
<div><div>Shooting By Period</div><table><tr><td>1st FG%</td><td>15-28</td><td>53.6%</td></tr><tr><td>3PT%</td><td>5-12</td><td>41.7%</td></tr><tr><td>FT%</td><td>5-8</td><td>62.5%</td></tr><tr><td>2nd FG%</td><td>16-30</td><td>53.3%</td></tr><tr><td>3PT%</td><td>7-12</td><td>58.3%</td></tr><tr><td>FT%</td><td>3-4</td><td>75%</td></tr><tr><td>GM FG%</td><td>31-58</td><td>53.4%</td></tr><tr><td>3PT%</td><td>12-24</td><td>50.0%</td></tr><tr><td>FT%</td><td>8-12</td><td>66.7%</td></tr></table><div>Dead Ball Rebounds:2, 0</div></div> <div><div>Shooting By Period</div><table><tr><td>1st FG%</td><td>11-27</td><td>40.7%</td></tr><tr><td>3PT%</td><td>2-10</td><td>20.0%</td></tr><tr><td>FT%</td><td>11-12</td><td>91.7%</td></tr><tr><td>2nd FG%</td><td>11-26</td><td>42.3%</td></tr><tr><td>3PT%</td><td>1-10</td><td>10.0%</td></tr><tr><td>FT%</td><td>5-6</td><td>83.3%</td></tr><tr><td>GM FG%</td><td>22-53</td><td>41.5%</td></tr><tr><td>3PT%</td><td>3-20</td><td>15.0%</td></tr><tr><td>FT%</td><td>16-18</td><td>88.9%</td></tr></table><div>Dead Ball Rebounds:1, 0</div></div>										1 st FG%	15-28	53.6%	3PT%	5-12	41.7%	FT%	5-8	62.5%	2 nd FG%	16-30	53.3%	3PT%	7-12	58.3%	FT%	3-4	75%	GM FG%	31-58	53.4%	3PT%	12-24	50.0%	FT%	8-12	66.7%	1 st FG%	11-27	40.7%	3PT%	2-10	20.0%	FT%	11-12	91.7%	2 nd FG%	11-26	42.3%	3PT%	1-10	10.0%	FT%	5-6	83.3%	GM FG%	22-53	41.5%	3PT%	3-20	15.0%	FT%	16-18	88.9%																																																																																																																																																																																																																																																																																																																			
1 st FG%	15-28	53.6%																																																																																																																																																																																																																																																																																																																																																																																
3PT%	5-12	41.7%																																																																																																																																																																																																																																																																																																																																																																																
FT%	5-8	62.5%																																																																																																																																																																																																																																																																																																																																																																																
2 nd FG%	16-30	53.3%																																																																																																																																																																																																																																																																																																																																																																																
3PT%	7-12	58.3%																																																																																																																																																																																																																																																																																																																																																																																
FT%	3-4	75%																																																																																																																																																																																																																																																																																																																																																																																
GM FG%	31-58	53.4%																																																																																																																																																																																																																																																																																																																																																																																
3PT%	12-24	50.0%																																																																																																																																																																																																																																																																																																																																																																																
FT%	8-12	66.7%																																																																																																																																																																																																																																																																																																																																																																																
1 st FG%	11-27	40.7%																																																																																																																																																																																																																																																																																																																																																																																
3PT%	2-10	20.0%																																																																																																																																																																																																																																																																																																																																																																																
FT%	11-12	91.7%																																																																																																																																																																																																																																																																																																																																																																																
2 nd FG%	11-26	42.3%																																																																																																																																																																																																																																																																																																																																																																																
3PT%	1-10	10.0%																																																																																																																																																																																																																																																																																																																																																																																
FT%	5-6	83.3%																																																																																																																																																																																																																																																																																																																																																																																
GM FG%	22-53	41.5%																																																																																																																																																																																																																																																																																																																																																																																
3PT%	3-20	15.0%																																																																																																																																																																																																																																																																																																																																																																																
FT%	16-18	88.9%																																																																																																																																																																																																																																																																																																																																																																																

NCAA

Official Basketball Box Score - Final

South Carolina State at Pitt

12/16/23 Petersen Events Center, Pittsburgh, PA

2023-24 Men's Basketball

Game Time: 2:00 PM

Game Duration: 2:01

Attendance: 8,370

Officials: Leslie Jones, Sean Hul, Kelen Miller

South Carolina State - 50

Record: 3-9

NO. Name	Min	FG M-A	3P M-A	FT M-A	Rebounds OR DR TOT	Fouls PF FD	TP	AS	TO	ST	Blocks BS BA	+/-
4 Caleb McCarty	F 21:56	1-4	0-0	0-0	1 3 4	2 0	2	1	0	3	1	-15
13 Drayton Jones	F 16:13	2-2	0-0	0-0	0 0 0	5 0	4	0	2	0	0	-3
55 Davion Everett	F 24:59	0-6	0-1	2-2	1 1 2	3 1	2	1	2	1	1	-3
12 Mitchell Taylor	G 16:06	3-6	0-1	0-0	1 3 4	0 1	6	0	3	1	0	-19
24 Shannon Alston	G 16:46	0-3	0-0	0-0	3 3 2	0 0	0	3	1	0	0	-15
1 Altba Taylor	21:49	4-6	1-3	5-5	1 1 2	1 3	14	1	4	0	0	-23
3 Michael Teal	15:04	2-4	1-2	2-2	0 0 0	0 2	7	0	2	0	0	-12
22 James Marrow	14:27	1-4	1-1	2-2	0 2 2	0 1	5	0	1	1	1	-11
42 Dallas James	11:07	0-1	0-0	0-0	1 2 3	1 1	0	0	0	0	3	-15
0 Omar Croskey	11:45	1-6	0-3	2-2	1 2 3	1 1	4	1	1	1	0	-9
2 Jordan Simpson	08:59	1-3	0-1	1-3	0 1 1	1 2	3	0	0	0	0	-14
11 Wilson Dubinsky	16:31	0-9	0-8	0-0	1 3 4	0 0	0	1	0	0	0	-12
5 Raquan Brown	02:46	1-3	1-2	0-0	0 0 0	1 0	3	0	0	0	0	-3
14 John Seay-Oliver	01:32	0-0	0-0	0-0	2 0 2	0 0	0	0	0	0	0	1
Team					6 0 6		0	1				
Totals		16-57	4-22	14-16	15 21 36	17 11	50	8	18	6	6	8 -36

Pitt - 86

Record: 8-3

NO. Name	Min	FG M-A	3P M-A	FT M-A	Rebounds OR DR TOT	Fouls PF FD	TP	AS	TO	ST	Blocks BS BA	+/-
2 Blake Hinson	F 27:52	7-10	3-4	2-2	0 0 0	0 2	19	1	1	2	0	16
24 William Jeffress	F 20:29	1-3	0-1	1-2	0 0 0	1 1	3	1	0	1	1	0
25 Guillermo Diaz Graham	F 22:56	3-5	0-1	1-2	2 6 8	1 3	7	4	1	1	3	25
5 Ishmael Leggett	G 26:34	5-10	0-2	4-5	1 5 6	2 2	14	5	2	3	2	23
7 Carlton Carrington	G 16:03	2-7	1-5	0-0	0 7 7	2 2	5	2	1	1	0	17
15 Jaland Lowe	20:21	2-6	2-5	0-0	0 3 3	1 0	6	0	1	0	0	22
33 Federico Federico	17:04	3-5	0-0	2-4	1 1 5	1 0	8	0	0	2	0	11
3 Zack Austin	14:57	4-8	0-1	4-4	3 2 5	2 2	12	0	0	2	1	15
31 Jorge Diaz Graham	15:10	1-4	1-2	1-2	2 2 4	1 2	4	3	0	1	0	23
8 Michael Huelst Jr.	04:49	3-3	2-2	0-0	0 0 0	0 0	8	0	0	1	0	8
12 KJ Marshall	02:13	0-1	0-1	0-0	0 0 0	0 0	0	1	0	0	0	2
21 Vason Stevenson	01:32	0-0	0-0	0-0	0 0 0	0 0	0	0	0	0	0	-1
Team					1 1 2		0	0				
Totals		31-62	9-24	15-21	13 27 40	11 16	86	23	11	13	8	6 36

Technical Fouls::NONE

Purdue Fort Wayne - 48

Record: 11-2

NO. Name	Min	FG M-A	3P M-A	FT M-A	Rebounds OR DR TOT	Fouls PF FD	TP	AS	TO	ST	Blocks BS BA	+/-
32 Eric Mulder	F 23:31	1-3	0-0	0-2	2 6 8	1 2	2	0	1	1	0	-22
0 Rasheed Bello	G 37:16	4-13	0-5	3-4	0 0 0	1 7	11	4	4	1	1	-10
1 Jalen Jackson	G 29:06	5-10	0-2	0-0	0 3 3	3 2	10	1	0	1	1	-1
3 Quinton Morton-Robertson	G 22:49	2-7	1-5	0-0	2 2 2	5 0	5	0	2	1	0	-25
22 Anthony Roberts	G 36:26	4-15	1-5	0-0	2 6 8	0 0	9	0	0	0	1	-9
11 Maximus Nelson	24:47	2-5	2-5	0-0	5 5 3	1 6	1	0	2	0	0	-6
5 Johnathan DeJumett	08:49	0-0	0-0	0-0	1 1 0	0 0	0	0	0	1	0	2
10 Corey Hadnot II	17:16	2-6	1-4	0-0	0 3 3	2 0	5	0	1	0	0	7
Team					1 2 3		0	2				
Totals		20-59	5-26	9-6	5 28 33	16 12	48	6	13	6	3 5 -14	

Technical Fouls::NONE

Pitt - 62

Record: 9-3

NO. Name	Min	FG M-A	3P M-A	FT M-A	Rebounds OR DR TOT	Fouls PF FD	TP	AS	TO	ST	Blocks BS BA	+/-
2 Blake Hinson	F 32:12	2-10	0-4	1-2	1 9 10	1 2	5	2	2	0	0	1
24 William Jeffress	F 15:36	1-5	0-1	0-0	3 0 3	0 0	2	0	0	2	0	0
25 Guillermo Diaz Graham	F 30:22	5-8	0-1	3-6	1 7 8	2 5	13	3	1	2	3	23
5 Ishmael Leggett	G 30:08	3-11	1-3	2-2	2 4 6	1 2	9	3	2	0	2	18
7 Carlton Carrington	G 29:09	6-14	0-7	0-0	1 3 4	4 2	12	0	2	1	1	0
15 Jaland Lowe	20:43	1-9	0-1	0-0	1 4 5	1 1	2	3	1	0	0	-3
33 Federico Federico	09:31	1-1	0-0	3-4	1 0 1	2 2	5	0	1	0	0	-8
3 Zack Austin	21:21	4-6	1-2	3-3	2 4 6	1 2	12	2	1	1	1	0
31 Jorge Diaz Graham	10:51	1-2	0-1	0-0	1 2 3	0 0	0	0	0	0	0	-3
Team					5 3 8		0	0				
Totals		24-66	2-20	12-17	18 36 54	12 16	62	13	13	6	5 3 14	

Technical Fouls::NONE

Biggest lead

0 (1st 20:00)

24 (2nd 5:12)

Points from PFW

Turnovers

10 19

Best Scoring Run

8 (2nd 11:46)

8 (1st 15:18)

Paint

28 38

Lead Changes

0

Second Chance

5 11

Times Tied

0

Fast Breaks

7 6

Time with Lead

00:00

39:45

Breaks

11 21

Period by Period Scoring

1st 2nd TOT

PFW

17 31 48

Pitt

31 31 62

2023-24 BOX SCORES



Official Basketball Box Score - Final
Pittsburgh at Syracuse
12/30/23 JMA Wireless Dome, Syracuse
2023-24 Men's Basketball

Game Time: 12:00 PM
Game Duration: 2:08
Attendance: 20,642

Officials: Ron Groover, Jeffery Anderson, Clarence Armstrong

Pittsburgh - 73

Record: 9-4 (0-2)

NO. Name	Min	FG M-A	3P M-A	FT M-A	Rebounds OR DR TOT	Fouls PF FO	TP	AS	TO	ST	Blocks BS BA	+/-
2 Blake Hinson	F 37:42	3-12	1-7	4-7	1 3 4	5 6	11	0	3	1	0 0	-9
25 Guillermo Diaz Graham	F 18:59	5-9	3-4	1-4	2 3 5	3 3	14	0	3	2	2 1	3
55 Zack Austin	F 19:20	3-4	3-3	0-0	1 3 4	1 0	9	1	1	1	0 0	-8
5 Ishmael Leggett	G 29:03	2-10	0-2	1-2	1 2 3	1 4	5	0	0	0	2 -8	
7 Carlton Carrington	G 34:06	6-12	2-4	3-5	2 5 7	1 4	17	5	5	1	0 1	-10
33 Federico Federico	21:01	3-4	0-0	0-2	2 3 5	3 1	6	1	2	0	1 1	-11
24 William Jeffress	20:56	1-1	0-0	0-0	4 6 10	4 1	2	1	0	0	0 0	-1
15 Jaland Lowe	16:51	3-8	1-3	2-4	0 0 0	1 1	9	4	0	0	0 1	2
31 Jorge Diaz Graham	02:02	0-2	0-2	0-0	0 0 0	0 1	0	0	0	0	0 0	2
Team					1 0 1		0		1			
Totals		26-62	10-25	11-24	14 25 39	19 21	73	12	15	5	3 6	-8

Technical Fouls:NONE

Shooting By Period
1 st FG% 14-31 45.2%
3PT% 5-9 55.6%
FT% 5-9 55.6%
2 nd FG% 12-31 38.7%
3PT% 5-16 31.3%
FT% 6-15 40%
GM FG% 26-62 41.9%
3PT% 10-25 40.0%
FT% 11-24 45.8%

Dead Ball Rebounds: 4, 0

Syracuse - 81

Record: 10-3 (1-1)

NO. Name	Min	FG M-A	3P M-A	FT M-A	Rebounds OR DR TOT	Fouls PF FO	TP	AS	TO	ST	Blocks BS BA	+/-
4 Chris Bell	F 18:57	2-9	0-4	0-0	0 2 2	3 1	4	1	1	0	0 1	-8
10 Naheem McLeod	C 08:56	0-1	0-0	2-2	0 1 1	0 1	2	0	0	1	4 -1	-3
2 JJ Starling	G 35:46	4-9	1-3	0-0	0 1 1	0 1	9	3	1	2	0 0	11
3 Judah Mintz	G 37:00	4-10	1-3	3-5	0 1 1	5 3	12	5	4	3	0 0	6
5 Justin Taylor	G 14:57	0-1	0-1	2-2	0 3 3	0 1	2	0	1	1	0 0	-5
1 Malq Brown	31:04	7-10	0-1	1-1	2 6 8	4 2	15	1	1	2	1 0	11
24 Quadir Copeland	24:07	4-8	1-2	13-15	2 7 9	3 8	22	4	2	3	0 0	15
13 Benny Williams	24:05	6-10	0-3	3-5	1 6 7	3 3	15	2	2	0	1 0	13
0 Kyle Cuffe, Jr.	05:08	0-0	0-0	0-0	0 0 0	2 0	0	0	1	0	0 0	0
Team					4 4 8		0		0			
Totals		27-57	3-17	24-30	9 31 40	21 19	81	16	13	12	6 3	8

Technical Fouls:Team 1st0:47

	PITT	SYR
Biggest lead	11 (2 nd 18:54)	11 (2 nd 1:26)
Best Scoring Run	9 (1 st 0:39)	10 (2 nd 12:37)
Lead Changes	6	
Times Tied	7	
Time with Lead	14:23	20:25
Points from	PITT	SYR
Turnovers	11	16
Paint	32	42
Second Chance	14	7
Fast Breaks	14	20
Bench	17	52
Period by Period Scoring		
1st	38	35
2nd	35	73
TOT	30	51
SYR	30	51



Official Basketball Box Score - Final
North Carolina at Pitt
01/02/24 Petersen Events Center, Pittsburgh
2023-24 Men's Basketball

Game Time: 7:00 PM
Game Duration: 2:08
Attendance: 9,770

Officials: Ted Valentine, Lee Cassel, Brian O'Connell

North Carolina - 70

Record: 10-3 (2-0)

NO. Name	Min	FG M-A	3P M-A	FT M-A	Rebounds OR DR TOT	Fouls PF FO	TP	AS	TO	ST	Blocks BS BA	+/-
5 Armando Bacot	F 35:12	5-10	0-1	6-6	3 7 10	1 4	16	1	1	1	3 0	17
55 Harrison Ingram	F 35:11	2-14	1-5	2-2	5 10 15	1 3	7	3	0	0	2 3	11
2 Elliot Cadeau	G 14:36	2-2	0-0	0-1	0 0 0	4 3	4	2	2	0	0 0	7
3 Cormac Ryan	G 32:27	3-9	0-2	4-4	1 6 7	4 2	10	0	0	2 0	1 15	
4 RJ Davis	G 36:53	6-16	3-6	0-0	0 3 3	1 0	15	4	3	1	0 3	10
24 Jae'Lyn Withers	11:53	2-3	0-1	2-2	2 1 3	3 2	6	0	2	0	0 0	4
7 Seth Trimble	23:23	3-7	1-1	3-4	2 4 6	3 3	10	1	1	1	0 0	5
8 Paxson Wojcik	02:48	0-0	0-0	0-0	0 0 0	1 0	0	0	0	0	0 0	-3
13 Jalen Washington	07:39	0-2	0-1	2-3	0 2 2	1 2	2	1	0	0	2 1	-1
Team					3 2 5		0		0			
Totals		23-63	5-17	19-22	16 35 51	19 19	70	12	9	5	7 8	13

Technical Fouls:NONE

Shooting By Period
1 st FG% 11-35 31.4%
3PT% 3-12 25.0%
FT% 6-6 100%
2 nd FG% 12-28 42.9%
3PT% 2-5 40.0%
FT% 13-16 81.3%
GM FG% 23-63 36.5%
3PT% 5-17 29.4%
FT% 19-22 86.4%

Dead Ball Rebounds: 0, 0

Pitt - 57

Record: 9-5 (0-3)

NO. Name	Min	FG M-A	3P M-A	FT M-A	Rebounds OR DR TOT	Fouls PF FO	TP	AS	TO	ST	Blocks BS BA	+/-
2 Blake Hinson	F 31:08	4-16	2-11	1-3	0 4 4	3 2	11	0	1	0	0 1	-9
25 Guillermo Diaz Graham	F 24:44	4-11	1-6	1-2	2 2 4	2 1	10	0	1	2	4 0	-8
55 Zack Austin	F 20:10	0-2	0-1	0-0	0 2 2	1 0	0	0	0	2 0	-7	
5 Ishmael Leggett	G 32:21	2-6	0-0	0-0	3 5 8	1 3	4	1	0	0	2 -11	
7 Carlton Carrington	G 36:23	6-17	2-8	6-7	0 4 4	2 7	20	2	2	0	1 0	-9
33 Federico Federico	15:16	1-2	0-0	0-0	1 2 3	4 1	2	0	0	2 1	1 -5	
15 Jaland Lowe	24:27	4-8	0-1	2-2	0 3 3	4 2	10	2	2	1	0 1	-13
31 Jorge Diaz Graham	11:41	0-4	0-2	0-1	4 1 5	1 3	0	1	1	0	0 1	-1
24 William Jeffress	03:50	0-2	0-0	0-0	1 0 1	1 0	0	0	0	0	0 1	-2
Team					3 4 7		0		1			
Totals		21-68	5-29	10-15	14 27 41	19 19	57	6	8	5	8 7	-13

Technical Fouls:NONE

	UNC	Pitt
Biggest lead	14 (2 nd 0:57)	7 (1 st 11:37)
Best Scoring Run	8 (1 st 6:48)	6 (1 st 15:03)
Lead Changes	3	
Times Tied	2	
Time with Lead	25:40	12:42
Points from	UNC	Pitt
Turnovers	2	5
Paint	26	24
Second Chance	15	1
Fast Breaks	10	7
Bench	18	12
Period by Period Scoring		
1st	UNC	31
2nd	39	70
TOT	28	57
Pitt	28	57



Official Basketball Box Score - Final
Duke at Pitt
01/09/24 Petersen Events Center, Pittsburgh
2023-24 Men's Basketball

Game Time: 9:00 PM
Game Duration: 1:44
Attendance: 11,476

Officials: Roger Ayers, Bert Smith, Pat Driscoll

Duke - 75

Record: 12-3 (3-1)

NO. Name	Min	FG M-A	3P M-A	FT M-A	Rebounds OR DR TOT	Fouls PF FO	TP	AS	TO	ST	Blocks BS BA	+/-
25 Mark Mitchell	F 21:11	1-4	0-1	2-4	1 2 3	2 2	4	0	1	0	0 0	22
30 Kyle Filipowski	C 29:44	11-12	4-4	0-0	4 6 10	1 1	26	1	5	0	1 0	21
0 Jared McCain	G 29:03	5-9	2-5	0-0	1 4 5	1 1	12	2	2	1	0 0	25
1 Caleb Foster	G 26:31	3-6	2-3	0-0	0 2 2	3 0	8	7	2	0	0 0	8
3 Jeremy Roach	G 29:44	3-9	1-4	2-2	0 2 2	2 0	9	4	0	1	0 0	26
5 Tyrese Proctor	23:59	1-6	1-5	0-0	0 6 6	1 0	3	5	3	1	1 1	14
15 Ryan Young	15:03	3-3	0-0	0-1	4 5 0	2 6	0	1	0	2 0	12	
2 Jaylen Blakes	10:43	0-1	0-0	0-1	1 3 2	0 0	0	0	1	0	0 0	-7
13 Sean Stewart	08:22	1-3	0-0	2-3	1 4 0	3 4	0	0	0	1 1	1 -8	
12 TJ Power	05:40	1-3	1-2	0-0	1 0 1	1 0	3	0	0	0	0 0	-3
Team					2 1 3		0		0			
Totals		29-56	11-25	6-9	13 29 42	14 11	75	19	14	5	5 4	22

Technical Fouls:NONE

Shooting By Period
1 st FG% 18-30 60.0%
3PT% 9-17 52.9%
FT% 3-4 75%
2 nd FG% 11-26 42.3%
3PT% 2-8 25.0%
FT% 3-5 60%
GM FG% 29-56 51.8%
3PT% 11-25 44.0%
FT% 6-9 66.7%

Dead Ball Rebounds: 2, 0

Pitt - 53

Record: 10-8 (1-6)

NO. Name	Min	FG M-A	3P M-A	FT M-A	Rebounds OR DR TOT	Fouls PF FO	TP	AS	TO	ST	Blocks BS BA	+/-
2 Blake Hinson	F 29:08	3-8	3-7	0-1	0 2 2	2 3	9	0	0	1	1 0	-29
25 Guillermo Diaz Graham	F 25:07	1-6	1-2	4-4	3 5 8	1 7	7	1	2	5	0 0	-8
55 Zack Austin	F 33:46	5-11	1-5	0-0	2 0 2	0 0	11	1	1	2	2 0	-20
7 Carlton Carrington	G 34:48	4-16	2-9	0-0	4 4 8	2 1	10	2	2	0	0 1	-12
15 Jaland Lowe	G 30:57	3-10	1-2	2-2	0 2 2	0 1	9	2	4	1	0 1	-7
33 Federico Federico	14:53	1-1	0-0	0-0	3 1 4	2 0	2	3	1	2	0 0	-14
5 Ishmael Leggett	14:15	1-5	0-1	0-0	0 0 0	1 2	2	1	0	0	0 0	-25
31 Jorge Diaz Graham	06:14	0-0	0-0	0-0	0 0 0	0 0	0	0	1	1	0 0	-7
24 William Jeffress	10:52	1-1	1-1	0-0	1 0 1	3 0	3	0	0	1	0 0	-7
Team					2 1 3		0		0			
Totals		19-58	9-27	6-7	11 15 26	11 14	53	10	10	13	4 5	-22

Technical Fouls:NONE

	Duke	Pitt
Biggest lead	34 (2 nd 12:48)	0 (1 st 20:00)
Best Scoring Run	10 (2 nd 12:48)	8 (2 nd 6:58)
Lead Changes	0	
Times Tied	0	
Time with Lead	38:58	00:00
Points from	Duke	Pitt
Turnovers	15	13
Paint	32	12
Second Chance	8	12
Fast Breaks	10	4
Bench	16	7
Period by Period Scoring		
1st	Duke	48
2nd	27	75
TOT	23	30
Pitt	23	30



Official Basketball Box Score - Final
Pittsburgh at Louisville
01/06/24 KFC Yum! Center, Louisville
2023-24 Men's Basketball

Game Time: 12:06 PM
Game Duration: 1:58
Attendance: 10,883

Officials: Bill Covington Jr., Mark Schnur, Nathan Farrell

Pittsburgh - 83

Record: 10-5 (1-3)

NO. Name	Min	FG M-A	3P M-A	FT M-A	Rebounds OR DR TOT	Fouls PF FO	TP	AS	TO	ST	Blocks BS BA	+/-
2 Blake Hinson	F 34:14	5-14	3-9	8-8	2 1 3	3 4	21	0	3	1	0 1	10
25 Guillermo Diaz Graham	F 26:29	2-6	0-3	1-2	4 2 6	2 6	5	2	1	1	0 0	4
55 Zack Austin	F 37:39	7-13	4-9	2-2	1 2 3	1 1	20	3	0	4	1 0	10
7 Carlton Carrington	G 39:59	6-10	2-5	2-2	0 6 6	2 1	16	5	1	1	1 0	

2023-24 BOX SCORES



Official Basketball Box Score - Final

Syracuse at Pitt

01/16/24 Petersen Events Center, Pittsburgh
2023-24 Men's Basketball

Game Time: 7:00 PM

Game Duration: 1:59

Attendance: 7,708

Syracuse - 69

Record: 12-5 (3-3)

NO.	Name	Min	FG	3P	FT	Rebounds	Fouls	TP	AS	TO	ST	Blocks	+/-
			M-A	M-A	M-A	OR DR TOT	PF FD					BS BA	
1	Maliq Brown	F 25:54	1-1	0-0	0-0	1 4 5	3 1	2	1	2	2	0 0 7	7
4	Chris Bell	F 16:10	4-5	2-3	0-0	0 0 0	0 0	10	1	0	0	0 1 11	
2	JJ Stirling	G 35:56	7-11	2-5	1-2	0 3 3	2 1	17	0	1	0	1 0 4	4
3	Judah Mintz	G 38:47	9-13	1-1	7-8	1 8 9	3 9	14	5	3	2	0 3 12	12
5	Justin Taylor	G 18:26	2-4	2-2	0-0	0 5 5	2 0	6	0	0	0	1 2 4	4
24	Quadir Copeland	F 27:05	3-8	1-1	1-3	1 4 5	0 3	8	4	2	0	0 2 16	16
0	Kyle Cuffe, Jr.	10:33	2-5	1-3	0-0	1 0 1	0 0	5	0	0	0	0 0 5	5
13	Benny Williams	19:38	3-4	1-2	0-0	1 4 5	4 1	7	1	1	1	1 0 -5	-5
23	Peter Carey	06:60	0-2	0-0	0-0	0 1 1	4 0	0	1	0	0	0 0 1	1
55	Mounir Hima	00:31	0-0	0-0	0-0	0 0 0	0 0	0	0	0	0	0 0 0	0
Team						1 1 2				0	0		
Totals			25-53	10-17	9-13	6 30 36	18 15	69	13	9	5	3 8 11	

Technical Fouls:Williams 2nd13:37

Pitt - 58

Record: 10-7 (1-5)

NO.	Name	Min	FG	3P	FT	Rebounds	Fouls	TP	AS	TO	ST	Blocks	+/-
			M-A	M-A	M-A	OR DR TOT	PF FD					BS BA	
2	Blake Hinson	F 34:18	4-17	2-11	2-3	0 8 8	3 4	12	0	2	1	0 0 -16	-16
25	Guillermo Diaz Graham	F 18:41	1-3	0-1	0-0	0 2 5	4 1	2	2	2	0	1 0 1	1
55	Zack Austin	F 27:02	2-6	0-2	1-2	1 1 2	1 2	5	2	0	0	3 0 -7	-7
7	Carlton Carrington	G 32:04	0-10	0-7	0-0	2 5 7	2 0	0	2	1	0	1 0 -12	-12
15	Jaland Lowe	G 35:04	8-15	1-2	3-4	1 2 3	0 4	20	3	1	1	0 0 -3	-3
5	Ishmael Leggett	16:47	3-6	2-2	0-0	3 1 4	2 3	8	1	2	0	1 1 -7	-7
33	Federiko Federiko	13:12	2-4	0-0	1-2	3 4 7	3 2	5	0	0	1	1 1 -1	-1
24	William Jeffress	20:19	3-3	0-0	0-0	1 2 3	1 1	6	1	0	1	1 0 -9	-9
31	Jorge Diaz Graham	02:17	0-1	0-1	0-0	0 0 0	0 0	0	0	1	0	0 0 -1	-1
Team						1 0 1				0	0		
Totals			23-65	5-26	7-11	15 25 40	16 17	58	11	10	3	8 3 -11	-11

Technical Fouls:Hinson 2nd13:37

Shooting By Period


1 st FG%	10-30	33.3%
3PT%	4-14	28.6%
FT%	2-6	33.3%
2 nd FG%	13-35	37.1%
3PT%	1-12	8.3%
FT%	5-5	100%
GM FG%	23-65	35.4%
3PT%	5-26	19.2%
FT%	7-11	63.6%

Dead Ball Rebounds: 1 0

Shooting By Period

1 st FG%	11-25	44.0%
3PT%	4-9	44.4%
FT%	5-6	83.3%
2 nd FG%	13-25	52.0%
3PT%	4-10	40.0%
FT%	11-15	73.3%
GM FG%	24-50	48.0%
3PT%	8-19	42.1%
FT%	16-21	76.2%

Dead Ball Rebounds: 3 0



Official Basketball Box Score - Final

Pittsburgh at Duke

01/20/24 Cameron Indoor Stadium, Durham
2023-24 Men's Basketball

Game Time: 8:00 PM

Game Duration: 2:21

Attendance: 9,314

Pittsburgh - 80

Record: 11-7 (2-5)

NO.	Name	Min	FG	3P	FT	Rebounds	Fouls	TP	AS	TO	ST	Blocks	+/-
			M-A	M-A	M-A	OR DR TOT	PF FD					BS BA	
2	Blake Hinson	F 36:42	8-10	7-7	1-2	1 7 8	4 2	24	0	2	0	0 1 7	7
55	Zack Austin	F 37:08	2-6	0-4	2-2	2 3 5	2 1	6	1	0	0	3 0 9	9
33	Federiko Federiko	C 27:23	4-5	0-0	1-3	1 4 5	5 4	9	2	1	0	2 1 11	11
7	Carlton Carrington	G 25:47	3-9	1-2	2-2	0 2 2	5 1	9	2	2	0	0 0 12	12
15	Jaland Lowe	G 29:07	6-16	2-5	3-4	0 0 0	1 3	17	6	0	2	0 0 5	5
5	Ishmael Leggett	27:08	5-10	0-1	1-3	1 3 4	1 3	11	2	3	3	0 1 -9	-9
25	Guillermo Diaz Graham	12:37	2-3	0-1	0-0	2 2 4	2 2	4	0	0	0	1 0 -7	-7
24	William Jeffress	04:08	0-0	0-0	0-0	0 1 1	0 0	0	0	0	0	0 0 -8	-8
Team						2 1 3				0	2		
Totals			30-59	10-20	10-16	9 23 32	20 16	80	13	10	5	6 3 4	

Technical Fouls:Hinson 2nd16:20

Shooting By Period

1 st FG%	16-31	51.6%
3PT%	3-10	30.0%
FT%	3-4	75%
2 nd FG%	14-28	50.0%
3PT%	7-10	70.0%
GM FG%	30-59	50.8%
3PT%	10-20	50.0%
FT%	10-16	62.5%

Dead Ball Rebounds: 3 1

Shooting By Period

1 st FG%	11-28	39.3%
3PT%	6-16	37.5%
FT%	6-6	100%
2 nd FG%	11-21	52.4%
3PT%	5-12	41.7%
FT%	15-22	68.2%
GM FG%	22-49	44.9%
3PT%	11-28	39.3%
FT%	21-28	75.0%

Dead Ball Rebounds: 6 2

Duke - 76

Record: 13-4 (4-2)

NO.	Name	Min	FG	3P	FT	Rebounds	Fouls	TP	AS	TO	ST	Blocks	+/-
			M-A	M-A	M-A	OR DR TOT	PF FD					BS BA	
30	Kyle Filipowski	C 35:55	5-10	3-6	6-7	0 5 5	3 9	19	2	5	1	1 2 -10	-10
0	Jared McCain	G 37:58	7-14	3-8	3-4	0 1 1	1 1	20	1	1	1	0 1 0	0
1	Caleb Foster	G 35:16	4-9	3-5	5-6	1 5 6	3 3	16	5	1	3	0 0 -5	-5
2	Jaylen Blakes	G 12:49	0-0	0-0	2-2	0 0 0	4 2	2	0	0	1	0 0 -13	-13
5	Tyrese Proctor	G 37:19	3-10	2-7	3-5	0 5 5	3 3	11	1	1	0	0 2 -1	-1
15	Ryan Young	25:53	2-3	0-0	2-2	2 2 4	2 1	6	2	3	0	2 0 0	0
12	TJ Power	03:41	1-3	0-2	0-0	1 1 2	0 0	2	0	0	0	1 0 4	4
13	Sean Stewart	11:09	0-0	0-0	0-2	0 2 2	0 1	0	0	0	0	0 0 9	9
Team						0 0 0				0	0		
Totals			22-49	11-28	21-28	4 21 25	16 19	76	11	11	6	3 6 -4	-4

Technical Fouls:NONE

Biggest lead

Pitt 11 (1st 11:10)

Duke 3 (1st 7:16)

Points from Turnovers

Pitt 12

Duke 16

Best Scoring Run

9 (1st 17:46)

9 (1st 9:50)

Paint

Pitt 32

Duke 18

Lead Changes

8

11

Second Chance

Pitt 38

Duke 42

Fast Breaks

Pitt 16

Duke 11

Times Tied

7

15


Bench

Pitt 15

Duke 8

Period by Period Scoring

	1st	2nd	TOT
Pitt	38	42	80
Duke	34	42	76



Official Basketball Box Score - Final

Pittsburgh at Georgia Tech

01/23/24 McCamish Pavilion, Atlanta
2023-24 Men's Basketball

Game Time: 7:00 PM

Game Duration: 2:03

Attendance: 3,612

Pittsburgh - 72

Record: 12-7 (3-5)

NO.	Name	Min	FG	3P	FT	Rebounds	Fouls	TP	AS	TO	ST	Blocks	+/-
			M-A	M-A	M-A	OR DR TOT	PF FD					BS BA	
2	Blake Hinson	F 31:56	3-8	1-4	2-2	0 6 6	4 1	9	1	2	0	1 1 -1	-1
55	Zack Austin	F 24:49	2-4	0-1	0-0	1 2 3	1 0	4	4	1	2	0 0 1	1
33	Federiko Federiko	C 22:17	1-3	0-0	0-2	5 2 7	1 2	2	1	2	1	0 0 -9	-9
7	Carlton Carrington	G 38:24	6-10	2-5	5-6	1 5 6	0 3	19	3	2	0	1 0 10	10
15	Jaland Lowe	G 35:14	4-9	2-5	2-3	0 3 3	2 3	12	3	2	2	1 0 -1	-1
5	Ishmael Leggett	28:18	4-11	1-2	5-6	0 4 4	1 3	14	1	1	0	1 2 12	12
25	Guillermo Diaz Graham	16:54	4-5	2-2	2-2	1 1 2	5 4	12	0	1	1	0 1 15	15
24	William Jeffress	02:08	0-0	0-0	0-0	0 0 0	0 0	0	0	0	0	0 0 1	1
Team						1 1 2				0	0		
Totals			24-50	8-19	16-21	9 24 33	14 16	72	13	11	6	4 5 8	8

Technical Fouls:NONE

Shooting By Period


1 st FG%	11-25	44.0%
3PT%	4-9	44.4%
FT%	5-6	83.3%
2 nd FG%	13-25	52.0%
3PT%	4-10	40.0%
FT%	11-15	73.3%
GM FG%	24-50	48.0%
3PT%	8-19	42.1%
FT%	16-21	76.2%

Dead Ball Rebounds: 3 0

Shooting By Period

1 st FG%	11-25	44.0%
3PT%	4-9	44.4%
FT%	5-6	83.3%
2 nd FG%	13-25	52.0%
3PT%	4-10	40.0%
FT%	11-15	73.3%
GM FG%	24-50	48.0%
3PT%	8-19	42.1%
FT%	16-21	76.2%

Dead Ball Rebounds: 3 0



Official Basketball Box Score - Final

Pittsburgh at Miami (FL)

01/27/24 Watco Center, Coral Gables, Fla.
2023-24 Men's Basketball

Game Time: 2:15 PM

Game Duration: 1:49

Attendance: 7,779

Pittsburgh - 68

Record: 12-8 (3-6)

NO.	Name	Min	FG	3P	FT	Rebounds	Fouls	TP	AS	TO	ST	Blocks	+/-
			M-A	M-A	M-A	OR DR TOT	PF FD					BS BA	
2	Blake Hinson	F 38:57	8-19	4-12	1-4	3 6 9	1 3	21	0	0	1	1 2 -3	-3
55	Zack Austin	F 18:36	1-4	1-3	3-4	1 0 1	1 2	6	0	0	1	1 0 -17	-17
33	Federiko Federiko	C 31:34	1-1	0-0	1-2	1 3 4	1 1	3	2	1	0	2 0 -5	-5
7	Carlton Carrington	G 34:59	2-11	0-5	0-0	1 7 8	2 1	4	4	0	2	0 0 -1	-1
15	Jaland Lowe	G 35:11	6-13	2-7	3-4	1 6 7	2 2	17	4	1	1	0 2 -3	-3
5	Ishmael Leggett	31:14	5-12	3-6	1-2	0 4 4	2 2	14	4	1	2	0 0 9	9
25	Guillermo Diaz Graham	08:26	1-4	1-3	0-0	1 1 2	1 1	3	1	0	0	1 0 1	1
24	William Jeffress	01:03	0-0	0-0	0-0	0 1 1	0 0	0	0	0	0	0 0 -1	-1
Team						1 0 1				0	1		
Totals			24-64	11-36	9-16	9 28 37	10 12	68	15	4	7	5 4 -4	-4

Technical Fouls:NONE

Shooting By Period

1 st FG%	10-31	32.3%
3PT%	4-16	25.0%
FT%	3-4	75%
2 nd FG%	12-25	48.0%
3PT%	4-9	44.4%
FT%	9-12	75%
GM FG%	22-56	39.3%
3PT%	8-25	32.0%
FT%	12-16	75.0%

Dead Ball Rebounds: 2 0

Shooting By Period

1 st FG%	16-33	48.5%
3PT%	7-18	38.9%
FT%	1-2	50%
2 nd FG%	12-30	40.0%
3PT%	3-13	23.1%
FT%	5-6	83.3%
GM FG%	28-63	44.4%
3PT%	10-31	32.3%
FT%	6-8	75.0%

Dead Ball Rebounds: 0 1

<

2023-24 BOX SCORES



Official Basketball Box Score - Final
Wake Forest at Pitt
01/31/24 Petersen Events Center, Pittsburgh
2023-24 Men's Basketball

Game Time: 7:00 PM
Game Duration: 2:07
Attendance: 7,769

Officials: Lamar Simpson, Doug Simons, Brent Hampton

Wake Forest - 72

Record: 13-7 (5-4)

NO.	Name	Min	FG M-A	3P M-A	FT M-A	Rebounds OR DR TOT	Fouls PF FO	TP	AS	TO	ST	Blocks BS BA	+/-
11	Andrew Carr	F 33:30	4-8	2-5	0-0	1 2 3	1 1	10	1	1	1	3	0
4	Eltton Reid	C 37:07	7-11	0-1	0-0	5 5 10	4 2	14	2	4	1	1	3
0	Kevin Miller	G 29:40	4-8	0-1	3-4	0 1 1	3 2	11	1	3	1	0	1
2	Cameron Hildreth	G 33:33	2-5	0-1	0-0	1 6 7	5 3	4	1	3	0	0	0
23	Hunter Salis	G 37:16	9-20	2-7	2-2	1 5 6	3 4	22	3	2	1	1	0
20	Parker Friedrichsen	16:19	1-6	1-6	2-3	1 1 2	1 1	5	0	0	0	0	0
25	Zach Keller	02:53	0-1	0-0	0-0	0 1 1	0 0	0	0	0	0	0	0
30	Damari Monsanto	09:38	1-1	1-1	3-3	0 2 2	2 1	6	1	0	0	0	0
10	Abramo Canka	00:04	0-0	0-0	0-0	0 0 0	0 0	0	0	0	0	0	0
Team						3 0 3		70		2			
Totals			28-60	6-22	10-12	12 23 35	19 14	72	9	15	4	5	4

Technical Fouls:NONE

Shooting By Period		
1 st FG%	14-26	53.8%
3PT%	3-8	37.5%
FT%	6-7	85.7%
2 nd FG%	14-34	41.2%
3PT%	3-14	21.4%
FT%	4-5	80%
GM FG%	28-60	46.7%
3PT%	6-22	27.3%
FT%	10-12	83.3%

Dead Ball Rebounds: 2, 1

Pitt - 77

Record: 13-8 (4-6)

NO.	Name	Min	FG M-A	3P M-A	FT M-A	Rebounds OR DR TOT	Fouls PF FO	TP	AS	TO	ST	Blocks BS BA	+/-	
2	Blake Hinson	F 36:20	6-10	2-4	3-4	0 2 2	2 6 17	0	1	0	0	0	3	
55	Zack Austin	F 12:31	0-1	0-1	0-0	0 1 1	3 0 0	0	0	1	2	1	-5	
33	Federiko Federiko	C 29:27	2-6	0-0	2-3	2 5 7	2 2 6	0	1	2	3	2	7	
7	Carlton Carrington	G 40:00	7-15	2-7	8-9	1 6 7	3 5 24	4	2	1	0	0	5	
15	Jaland Lowe	G 36:15	1-8	0-1	4-4	1 3 4	1 2 6	1	3	2	0	1	9	
5	Ishmael Leggett	31:14	9-16	4-6	0-1	3 2 5	1 2 22	2	0	3	0	2	6	
25	Guillermo Diaz Graham	02:20	0-0	0-0	0-0	0 0 0	1 0 0	0	0	1	0	0	-7	
24	William Jeffress	11:53	1-1	0-0	0-0	0 2 2	1 0 2	0	1	1	0	0	7	
Team						2 1 3		0		0				
Totals						26-57	8-19	17-21	9	20	29	14	19	77

Technical Fouls:NONE

Shooting By Period		
1 st FG%	10-27	37.0%
3PT%	4-10	40.0%
FT%	3-4	75%
2 nd FG%	16-30	53.3%
3PT%	4-9	44.4%
FT%	14-17	82.4%
GM FG%	26-57	45.6%
3PT%	8-19	42.1%
FT%	17-21	81.0%

Dead Ball Rebounds: 2, 0

	Wake	Pitt
Biggest lead	12 (2 nd 19:15)	10 (2 nd 1:20)
Best Scoring Run	9 (2 nd 19:15)	7 (2 nd 15:30)
Lead Changes	1	
Times Tied	7	
Time with Lead	28:40	06:39

Points from	Wake	Pitt
Turnovers	9	14
Paint	38	22
Second Chance	9	10
Fast Breaks	5	9
Bench	11	24

Period by Period Scoring			
	1st	2nd	TOT
Wake	37	35	72
Pitt	27	50	77



Official Basketball Box Score - Final
Notre Dame at Pitt
02/03/24 Petersen Events Center, Pittsburgh
2023-24 Men's Basketball

Game Time: 6:00 PM
Game Duration: 2:04
Attendance: 10,864

Officials: Bill Covington, Jr., Tommy Morrissey, Jerry Heater

Notre Dame - 60

Record: 7-15 (2-8)

No.	Name		Min	FG M/A	3P M/A	FT M/A	Rebounds OR DR TOT	Fouls PF FO	TP	AS	TO	ST	Blocks BS/BK	+/-
13	Tae Davis	F	32:10	6-8	0-1	4-4	2 2 4	3 3	16	1	0	0	0	2
14	Kabba Nije	F	19:43	1-5	0-0	2-2	1 1 2	0 1	4	1	1	0	1	3
2	Logan Imes	G	29:10	2-6	0-3	0-0	0 6 6	1 2	4	1	2	1	0	-11
3	Markus Burton	G	26:25	6-13	1-3	4-5	0 4 4	4 6 17	3	0	3	0	0	-7
20	J.R. Konieczny	G	30:06	1-8	1-5	2-2	0 2 2	4 1 5	1	3	0	0	0	3
11	Braeden Shrewsbury		26:32	2-5	2-4	2-2	0 3 3	1 2 8	0	1	2	0	0	-9
25	Matt Zona		07:23	1-2	1-1	0-0	1 1 2	0 1 3	0	0	0	1	0	1
1	Julian Roper II		21:23	0-1	0-1	1-2	1 1 2	3 1 1	0	1	0	1	0	-13
0	Carey Booth		07:08	1-3	0-1	0-0	0 0 0	0 0 2	0	1	1	0	0	-8
							1 2 3		0	1				
Totals				20-51	5-19	15-17	6 22 28	17 17 60	7	10	8	2	5	-10

Technical Fouls:Coach 2nd 4:25

Shooting By Period		
1 st FG%	9-23	39.1%
3PT%	3-11	27.3%
FT%	1-2	50%
2 nd FG%	11-28	39.3%
3PT%	2-8	25.0%
FT%	14-15	93.3%
GM FG%	20-51	39.2%
3PT%	5-19	26.3%
FT%	15-17	88.2%

Dead Ball Rebounds: 1, 0

Pitt - 70

Record: 14-8 (5-6)

NO.	Name	Min	FG M-A	3P M-A	FT M-A	Rebounds OR DR TOT	Fouls PF FO	TP	AS	TO	ST	Blocks BS BA	+/-	
2	Blake Hinson	F 38:44	4-7	4-6	5-7	0 4 4	1 5	17	0	4	0	0	8	
55	Zack Austin	F 28:01	1-4	1-4	2-2	0 4 4	2 2	5	3	0	1	1	0	6
33	Federiko Federiko	C 18:41	1-1	0-0	0-2	2 7 9	1 1	2	1	0	0	3	0	12
7	Carlton Carrington	G 20:11	5-10	3-6	3-4	0 1 1	5 1	16	1	1	0	0	0	8
15	Jaland Lowe	G 37:01	4-10	1-3	2-2	0 4 4	3 3	11	5	4	0	0	1	8
5	Ishmael Leggett	32:24	4-8	0-2	4-5	2 3 5	1 4	12	2	2	1	0	0	6
24	William Jeffress	11:43	1-2	0-1	0-0	1 0 1	2 0	2	0	0	0	0	0	-7
25	Guillermo Diaz Graham	13:15	2-7	1-3	0-0	1 2 3	2 0	5	0	1	0	1	0	-8
Team						1 1 2		0		0				
Totals						22-49	10-25	16-22	7	26	33	17	16	70

Technical Fouls:NONE

Shooting By Period		
1 st FG%	10-26	38.5%
3PT%	4-15	26.7%
FT%	4-8	50%
2 nd FG%	12-23	52.2%
3PT%	6-10	60.0%
FT%	12-14	85.7%
GM FG%	22-49	44.9%
3PT%	10-25	40.0%
FT%	16-22	72.7%

Dead Ball Rebounds: 4, 0

	ND	Pitt
Biggest lead	7 (1 st 6:55)	17 (2 nd 2:57)
Best Scoring Run	7 (1 st 12:59)	10 (1 st 2:44)
Lead Changes	4	
Times Tied	3	
Time with Lead	13:55	23:18

Points from	ND	Pitt
Turnovers	14	10
Paint	28	22
Second Chance	5	4
Fast Breaks	4	11
Bench	14	19

Period by Period Scoring			
	1st	2nd	TOT
ND	22	38	60
Pitt	28	42	70



Official Basketball Box Score - Final
Pittsburgh at NC State
02/07/24 PNC Arena, Raleigh
2023-24 Men's Basketball

Game Time: 7:00 PM
Game Duration: 2:03
Attendance: 11,366

Officials: Ron Groover, Tony Henderson, Pat Driscoll

Pittsburgh - 67

Record: 15-8 (6-6)

NO.	Player	Min	FG M-A	3P M-A	FT M-A	Rebounds OR DR TOT	Fouls PF FO	TP	AS	TO	ST	Blocks BS BA	+/-		
2	Blake Hinson	F 36:38	5-13	3-10	3-4	1 3 4	1 2	16	2	1	1	0	0	5	
55	Zack Austin	F 17:02	1-1	1-1	0-0	1 2 3	0 0	3	1	0	0	0	0	-2	
33	Federiko Federiko	C 27:47	2-4	0-0	0-1	2 9 11	2 2	4	0	0	0	2	1	-2	
7	Carlton Carrington	G 36:31	3-10	0-4	6-6	1 6 7	3 5	12	3	0	0	1	0	3	
15	Jaland Lowe	G 36:04	7-12	1-2	5-5	0 2 2	2 4	20	2	4	1	0	0	8	
5	Ishmael Leggett	30:29	3-8	0-3	2-2	2 4 6	1 2	8	1	2	1	0	0	0	
25	Guillermo Diaz Graham	12:07	1-3	0-1	2-2	0 0 0	4 1	4	0	0	0	1	0	5	
24	William Jeffress	03:22	0-1	0-0	0-0	0 0 0	1 0	0	0	0	0	0	1	-2	
Team						2 2 4		0		0					
Totals						22-52	5-21	18-20	9	28	37	14	16	67	9 10 3 4 2 3

Technical Fouls:NONE

Shooting By Period		
1 st FG%	14-28	50.0%
3PT%	4-9	44.4%
FT%	6-6	100%
2 nd FG%	8-24	33.3%
3PT%	1-12	8.3%
FT%	12-14	85.7%
GM FG%	22-52	42.3%
3PT%	5-21	23.8%
FT%	18-20	90.0%

Dead Ball Rebounds: 0, 0

NC State - 64

Record: 15-8 (7-5)

NO.	Name	Min	FG M-A	3P M-A	FT M-A	Rebounds OR DR TOT	Fouls PF FO	TP	AS	TO	ST	Blocks BS BA	+/-	
30	D.J. Burns Jr.	F 21:07	9-16	0-0	1-2	0 5 5	3 2	19	1	1	1	0	2	8
0	DJ Horne	G 33:57	8-14	5-10	4-5	0 3 3	4 4	25	1	0	0	0	0	-3
1	Jayden Taylor	G 23:58	0-3	0-2	0-0	0 0 0	1 0	0	1	2	0	0	0	-7
12	Michael O'Connell	G 32:41	1-3	0-1	0-2	0 5 5	1 1	2	4	1	1	0	0	-9
14	Casey Morsell	G 36:34	2-7	1-3	0-0	2 2 4	3 0	5	3	1	1	0	0	-1
34	Ben Middlebrooks	18:53	4-6	0-0	1-5	2 2 4	3 6	9	0	0	0	0	1	-11
11	Dennis Parker, Jr.	13:04	0-2	0-1	0-1	0 2 2	1 1	0	0	0	0	0	0	0
23	Mohamed Diarra	16:23	2-5	0-1	0-0	2 2 4	0 0	4	0	1	1	1	1	-4
10	Breon Pass	03:23	0-0	0-0	0-0	0 0 0	0 0	0	1	0	0	0	0	4
Team						1 0 1		0		0				
Totals			26-56			6-15	7 21 28	16 14 64	11	6	4	2	4	-3



2023-24 Pittsburgh Men's Basketball Combined Team Statistics All games

Page 1/1
as of Feb 25, 2024

Game Records

Record	Overall	Home	Away	Neutral
ALL GAMES	18-9	11-5	6-3	1-1
CONFERENCE	9-7	4-4	5-3	0-0
NON-CONFERENCE	9-2	7-1	1-0	1-1

Score by Periods

Team	1st	2nd	OT	TOT
Pittsburgh	951	1077	0	2028
Opponents	867	944	0	1811

Team Box Score

No.	Player				Total		3-Point		F-Throw		Rebounds											
		GP-GS	MIN	AVG	FG-FGA	FG%	3FG-3FGA	3FG%	FT-FTA	FT%	OFF	DEF	TOT	AVG	PF	DQ	A	TO	BLK	STL	PTS	AVG
2	HINSON, Blake	27-27	895:21	33.2	167-370	.451	95-225	.422	82-122	.672	29	105	134	5.0	59	1	21	37	3	14	511	18.9
7	CARRINGTON, Carlton	27-27	881:22	32.6	119-304	.391	45-160	.281	60-75	.800	14	126	140	5.2	64	2	113	52	7	14	343	12.7
5	LEGGETT, Ishmael	26-14	741:59	28.5	111-264	.420	31-84	.369	65-78	.833	43	96	139	5.3	43	0	57	37	6	32	318	12.2
15	LOWE, Jaland	27-13	664:07	24.6	87-228	.382	25-72	.347	42-51	.824	12	58	70	2.6	36	0	78	39	2	23	241	8.9
25	DIAZ GRAHAM, Guillermo	27-7	481:05	17.8	66-132	.500	24-59	.407	27-45	.600	45	66	111	4.1	66	1	28	28	24	22	183	6.8
55	AUSTIN, Zack	27-25	629:44	23.3	61-147	.415	21-78	.269	37-50	.740	34	82	116	4.3	29	0	26	10	37	28	180	6.7
33	FEDERIKO, Federico	27-20	566:57	21.0	51-82	.622	0-0	.000	25-59	.424	66	74	140	5.2	67	1	26	26	38	15	127	4.7
31	DIAZ GRAHAM, Jorge	16-0	168:29	10.5	16-44	.364	9-31	.290	15-19	.789	16	24	40	2.5	14	0	12	11	5	7	56	3.5
8	HUEITT JR., Michael	5-0	39:20	7.9	7-10	.700	2-5	.400	0-2	.000	0	3	3	0.6	5	0	0	0	0	2	16	3.2
24	JEFFRESS, William	27-2	315:18	11.7	17-47	.362	4-16	.250	9-14	.643	23	34	57	2.1	33	0	7	8	6	17	47	1.7
12	MARSHALL, KJ	7-0	13:30	1.9	2-7	.286	1-6	.167	1-2	.500	0	0	0	0.0	0	0	3	1	0	0	6	0.9
21	STEVENSON, Vason	2-0	02:47	1.4	0-0	.000	0-0	.000	0-2	.000	0	1	1	0.5	0	0	0	0	0	0	0	0.0
Team											42	33	75					8				
Total		27	5400		704-1635	.431	257-736	.349	363-519	.699	324	702	1026	38.0	416	5	371	257	128	174	2028	75.1
Opponents		27	5400		646-1513	.427	177-593	.298	342-448	.763	212	679	891	33.0	465	7	336	300	100	137	1811	67.1

Team Statistics

	UP	OPP
Scoring	2028	1811
Points per game	75.1	67.1
Scoring margin	+8.0	-
Field goals-att	704-1635	646-1513
Field goal pct	.431	.427
3 point fg-att	257-736	177-593
3-point FG pct	.349	.298
3-pt FG made per game	9.5	6.6
Free throws-att	363-519	342-448
Free throw pct	.699	.763
F-Throws made per game	13.4	12.7
Rebounds	1026	891
Rebounds per game	38.0	33.0
Rebounding margin	+5.0	-
Assists	371	336
Assists per game	13.7	12.4
Turnovers	257	300
Turnovers per game	9.5	11.1
Turnover margin	+1.6	-
Assist/turnover ratio	1.4	1.1
Steals	174	137
Steals per game	6.4	5.1
Blocks	128	100
Blocks per game	4.7	3.7
Winning streak	1	-
Home win streak	4	-
Attendance	138975	97203
Home games-Avg/Game	16-8686	9-10800
Neutral site-Avg/Game	-	2-937

Team Results

Date	Opponent		Score	Att.
11/06/2023	N.C. A&T	W	100-52	6797
11/10/2023	Binghamton	W	89-60	7747
11/13/2023	FGCU	W	86-74	6567
11/17/2023	Jacksonville	W	107-56	7842
11/22/2023	vs Florida	L	71-86	1873
11/24/2023	vs Oregon St.	W	76-51	0
11/28/2023	Missouri	L	64-71	7390
12/03/2023	Clemson	L	70-79	7713
12/06/2023	at West Virginia	W	80-63	12301
12/09/2023	Canisius	W	82-71	7808
12/16/2023	South Carolina St.	W	86-50	8370
12/20/2023	Purdue Fort Wayne	W	62-48	7641
12/30/2023	at Syracuse	L	73-81	20642
01/02/2024	North Carolina	L	57-70	9770
01/06/2024	at Louisville	W	83-70	10883
01/09/2024	Duke	L	53-75	11476
01/16/2024	Syracuse	L	58-69	7708
01/20/2024	at Duke	W	80-76	9314
01/23/2024	at Georgia Tech	W	72-64	3612
01/27/2024	at Miami (FL)	L	68-72	7779
01/31/2024	Wake Forest	W	77-72	7769
02/03/2024	Notre Dame	W	70-60	10864
02/07/2024	at NC State	W	67-64	11366
02/13/2024	at Virginia	W	74-63	13858
02/17/2024	Louisville	W	86-59	11419
02/20/2024	at Wake Forest	L	58-91	7448
02/24/2024	Virginia Tech	W	79-64	12094



2023-24 Pittsburgh Men's Basketball Combined Team Statistics In Conference games

Page 1/1
as of Feb 25, 2024

Game Records

Record	Overall	Home	Away	Neutral
ALL GAMES	9-7	4-4	5-3	0-0
CONFERENCE	9-7	4-4	5-3	0-0
NON-CONFERENCE	0-0	0-0	0-0	0-0

Score by Periods

Team	1st	2nd	OT	TOT
Pittsburgh	513	612	0	1125
Opponents	546	583	0	1129

Team Box Score

No.	Player				Total		3-Point		F-Throw		Rebounds													
		GP-GS	MIN	AVG	FG-FGA	FG%	3FG-3FGA	3FG%	FT-FTA	FT%	OFF	DEF	TOT	AVG	PF	DQ	A	TO	BLK	STL	PTS	AVG		
2	HINSON, Blake	16-16	561:49	35.1	96-218	.440	56-137	.409	47-71	.662	16	63	79	4.9	41	1	10	27	3	8	295	18.4		
15	LOWE, Jaland	16-13	494:34	30.9	67-167	.401	20-51	.392	38-47	.809	10	40	50	3.1	27	0	52	26	2	18	192	12.0		
7	CARRINGTON, Carlton	16-16	535:42	33.5	64-178	.360	22-87	.253	40-51	.784	8	74	82	5.1	41	2	56	33	5	9	190	11.9		
5	LEGGETT, Ishmael	15-3	417:55	27.9	61-143	.427	19-45	.422	27-35	.771	23	42	65	4.3	27	0	21	14	3	14	168	11.2		
55	AUSTIN, Zack	16-16	399:10	24.9	35-86	.407	14-47	.298	16-22	.727	20	38	58	3.6	18	0	18	5	22	20	100	6.3		
25	DIAZ GRAHAM, Guillermo	16-5	263:40	16.5	31-73	.425	15-37	.405	12-18	.667	27	32	59	3.7	37	1	12	14	12	12	89	5.6		
33	FEDERIKO, Federiko	16-11	348:51	21.8	29-47	.617	0-0	.000	8-25	.320	34	52	86	5.4	39	1	18	17	20	11	66	4.1		
31	DIAZ GRAHAM, Jorge	5-0	36:23	7.3	1-11	.091	1-9	.111	5-6	.833	4	1	5	1.0	1	0	2	4	1	1	8	1.6		
12	MARSHALL, KJ	2-0	03:57	2.0	1-3	.333	0-2	.000	0-0	.000	0	0	0	0.0	0	0	1	0	0	0	2	1.0		
24	JEFFRESS, William	16-0	137:59	8.6	7-17	.412	1-6	.167	0-0	.000	9	14	23	1.4	23	0	4	2	2	6	15	0.9		
Team											24	19	43					6						
Total		16	3200		392-943	.416	148-421	.352	193-275	.702	175	375	550	34.4	254	5	194	148	70	99	1125	70.3		
Opponents		16	3200		402-876	.459	114-336	.339	211-270	.781	130	413	543	33.9	265	3	212	166	61	79	1129	70.6		

Team Statistics

	UP	OPP
Scoring	1125	1129
Points per game	70.3	70.6
Scoring margin	-0.3	-
Field goals-att	392-943	402-876
Field goal pct	.416	.459
3 point fg-att	148-421	114-336
3-point FG pct	.352	.339
3-pt FG made per game	9.3	7.1
Free throws-att	193-275	211-270
Free throw pct	.702	.781
F-Throws made per game	12.1	13.2
Rebounds	550	543
Rebounds per game	34.4	33.9
Rebounding margin	+0.4	-
Assists	194	212
Assists per game	12.1	13.3
Turnovers	148	166
Turnovers per game	9.3	10.4
Turnover margin	+1.1	-
Assist/turnover ratio	1.3	1.3
Steals	99	79
Steals per game	6.2	4.9
Blocks	70	61
Blocks per game	4.4	3.8
Winning streak	1	-
Home win streak	4	-
Attendance	78813	84902
Home games-Avg/Game	8-9852	8-10613
Neutral site-Avg/Game	-	0-0

Team Results

Date	Opponent		Score	Att.
12/03/2023	Clemson	L	70-79	7713
12/30/2023	at Syracuse	L	73-81	20642
01/02/2024	North Carolina	L	57-70	9770
01/06/2024	at Louisville	W	83-70	10883
01/09/2024	Duke	L	53-75	11476
01/16/2024	Syracuse	L	58-69	7708
01/20/2024	at Duke	W	80-76	9314
01/23/2024	at Georgia Tech	W	72-64	3612
01/27/2024	at Miami (FL)	L	68-72	7779
01/31/2024	Wake Forest	W	77-72	7769
02/03/2024	Notre Dame	W	70-60	10864
02/07/2024	at NC State	W	67-64	11366
02/13/2024	at Virginia	W	74-63	13858
02/17/2024	Louisville	W	86-59	11419
02/20/2024	at Wake Forest	L	58-91	7448
02/24/2024	Virginia Tech	W	79-64	12094