

SYRACUSE (15-8, 6-6) VS CLEMSON (15-7, 5-6)

Saturday, February 10, 2024 • JMA Wireless Dome • Syracuse, N.Y. • 12:00 p.m. • ESPN2

2023-24 SCHEDULE

November		
	6 NEW HAMPSHIRE	W, 83-72
	8 CANISIUS	W, 89-77
	14 COLGATE	W, 79-75
Maui Jim Maui Invitational, Honolulu, Hawaii		
	20 vs. #7/8 Tennessee	L, 56-73
	21 vs. #11/10 Gonzaga	L, 57-76
	22 vs. Chaminade	W, 105-56
ACC/SEC Challenge		
	28 LSU	W, 80-57
December		
	2 at rv/rv Virginia	L, 62-84
	5 CORNELL	W, 81-70
	9 at Georgetown	W, 80-68
	17 vs. Oregon in Sioux Falls, S.D.	W, 83-63
	21 NIAGARA	W, 83-71
	30 PITTSBURGH	W, 81-73
January		
	2 at #14/15 Duke	L, 66-86
	10 BOSTON COLLEGE	W, 69-59
	13 at #7/7 North Carolina	L, 67-103
	16 at Pittsburgh	W, 69-58
	20 MIAMI	W, 72-69
	23 FLORIDA STATE	L, 69-85
	27 NC STATE	W, 77-65
	30 at Boston College	L, 75-80
February		
	3 at Wake Forest	L, 70-99
	7 LOUISVILLE	W, 94-92
	10 CLEMSON	12:00 p.m.
	13 NORTH CAROLINA	7:00 p.m.
	17 at Georgia Tech	5:30 p.m.
	20 at NC State	7:00 p.m.
	24 NOTRE DAME	12:00 p.m.
	27 VIRGINIA TECH	7:00 p.m.
March		
	2 at Louisville	8:00 p.m.
	5 at Clemson	7:00 p.m.
ACC Tournament, Washington, D.C.		
	12-16 ACC Tournament	TBA

ESPN 2 **TK99** **WAER** 88.3
CLASSIC ROCK 99.5/105.5

Jay Alter
Malcolm Huckaby

Matt Park
Jim Satalin

Francesco Simone
Liam Griffin

SU Takes on Tigers

Syracuse and Clemson face off in the first of two regular-season tilts against each other on Saturday, Feb. 10, in the JMA Wireless Dome.

The Syracuse-Clemson Series



- ✓ Clemson owns an 8-6 edge in the all-time series with Syracuse.
- ✓ The Orange have won five-of-six encounters in the Dome.
- ✓ The Tigers won last year's pairing, 91-73, in Clemson.

Syracuse Notes

- ✓ The Orange used a Quadir Copeland basket with five seconds left to defeat Louisville on Wednesday night, 94-92.
- ✓ Syracuse had five players in double figures, led by sophomore forward **Chris Bell**, who had a career-best 30 points.
- ✓ Sophomore guard **Judah Mintz** continues to lead the Orange in scoring (18.3), assist (4.6) and steal (2.1) averages.
- ✓ Sophomore center **Maliq Brown** is the team's top rebounder (6.7 rpg.).

Clemson Notes









- ✓ Clemson won at #3 North Carolina on Tuesday, 80-76.
- ✓ Graduate **Joseph Girard III** (15.0 ppg.), who played at Syracuse for four years, returns to the Dome for the first time.
- ✓ **Girard** leads the ACC in free-throw percentage (.931) and is third in 3-pointers per game (2.95).
- ✓ Conference player of the year candidate **P.J. Hall**, a junior center, leads the Tigers in scoring (20.1 ppg.).

	VS.	
2023-24	Season	2023-24
15-8	W-L	15-7
2-3	Last 10	4-6
5-5	Last 5	3-2
76.0	PPG	79.0
74.4	OPP PPG	72.4
+1.6	Margin	+6.6
.448	FG %	.465
.446	FG % DEF	.420
.329	3PT %	.351
.328	3PT % DEF	.339
.711	FT %	.781
35.4	RPG	37.7
38.5	OPP RPG	33.8
-3.1	Margin	+3.9
14.0	Assists PG	15.2
12.0	Turnovers PG	10.0
1.2	A/TO Ratio	1.5
4.6	Blocks PG	4.3
9.2	Steals PG	4.6

SYRACUSE STORYLINES

1. The Orange look to improve on their 11-1 Dome record this season.
2. Former Syracuse standout **Joseph Girard III** returns to the Dome with Clemson.
3. **Maliq Brown** became the first player since Jan. 5, 2021, to post at least 10 points, five rebounds, five assists, five steals and five blocks in a game in the win against Louisville.

SYRACUSE TOP EIGHT

2023-24						2023-24					
No.	Player	Pos.	Class	PPG	RPG	No.	Player	Pos.	Class	PPG	RPG
	0 Kyle Cuffe Jr.	G	RSO.	3.1	1.1		4 Chris Bell	F	So.	11.2	2.0
Had eight points vs. UNH and Oregon						career-best 30 points, 8 3-pointers against Louisville					
Scored a career-high 13 points vs. Chaminade						25 points and six 3-pointers vs. Colgate					
	1 Maliq Brown	F	So.	9.2	6.7		5 Justin Taylor	G	So.	5.3	4.4
career-best 6 blocks, 5 steals, 5 assists vs. Louisville						Produced 15 points and eight boards vs. Cornell					
collegiate-high 26 points at Duke						Tallied 14 points, 10 boards vs. Chaminade					
	2 J.J. Starling	G	So.	12.8	3.4		23 Peter Carey	C	So.	0.8	1.1
Career-best 26 in win against NC State						Four points at Boston College					
Posted 22 points vs. Miami						Grabbed four boards in 10 minutes vs. NC State					
	3 Judah Mintz	G	So.	18.2	3.2		24 Quadir Copeland	G	So.	8.6	5.0
Career-high 33 points vs. LSU						Career-high 22 points against Pitt					
Eighth in FTM among Division I players						11 points, 7 assists against Louisville					

2023-24 SYRACUSE BASKETBALL ROSTER

Alphabetical

No.	Name	Pos.	Ht.	Wt.	Yr.	Hometown (H.S./Prep/College)
4	Bell, Chris	F	6-7	188	So.	Concord, Calif. (De La Salle/Wasatch Academy)
1	Brown, Maliq	F	6-8	222	So.	Culpeper, Va. (Blue Ridge)
23	Carey, Peter	C	6-11	205	So.	Sunderland, Mass. (Northfield Mt. Herman/ Frontier Regional)
12	Clayton, Anthony	G	6-0	180	Jr.	Albany, N.Y. (Avon Old Farms, Conn./Clark)
24	Copeland, Quadir	G	6-6	200	So.	Philadelphia, Pa. (Gettysburg/Life Center Academy, N.J./IMG Academy, Fla.)
0	Cuffe Jr., Kyle	G	6-2	190	RSO.	Harlem, N.Y. (Blair Academy/Kansas)
34	Gatty, Chris	G	6-2	175	Fr.	Katonah, N.Y. (The Master's School)
55	Hima, Mounir	C	6-11	240	Jr.	Niamey, Niger (St. Mary's Assumption, N.J./St. Benedict's, N.J./Duquesne)
10	McLeod, Naheem	C	7-4	265	Jr.	Philadelphia, Pa. (Plymouth Whitemarsh/Chipola College, Pa./Florida State)
3	Mintz, Judah	G	6-4	185	So.	Fort Washington, Md. (Gonzaga College H.S./Oak Hill Academy)
30	Owens, Chaz	F	6-5	205	Sr.	Blue Bell, Pa. (Wissahickon/Shipley School/ Scotland Campus/Ranger College)
21	Patterson, William	C	7-2	220	Fr.	Brooklyn, N.Y. (Bishop Walsh, Md./New Heights, N.Y./Patrick School, N.J.)
14	Ruffin, Niko	G	5-10	170	Jr.	Cresskill, N.J. (Paramus Catholic)
2	Starling, J.J.	G	6-4	206	So.	Baldwinsville, N.Y. (Baldwinsville/La Lumiere School, Ind./Notre Dame)
5	Taylor, Justin	G	6-6	218	So.	Charlottesville, Va. (St. Anne's Bellfield/IMG Academy, Fla.)
11	Westry, Chance	G	6-6	190	So.	Harrisburg, Pa. (AZ Compass Press School/Sierra Canyon, Calif./Trinity, Pa./Auburn)

Head Coach: Adrian Autry





Associate Head Coach: Gerry McNamara

Assistant Coaches: Allen Griffin, Brenden Straughn

Pronunciation Guide

Maliq Brown	mah-LEEK	Naheem McLeod	nah-HEEM
Quadir Copeland	kwa-DEER	Judah Mintz	jou-DAH
Mounir Hima	mo-NEER HEE-muh	Niko Ruffin	NEE-ko




SYRACUSE KEY RESERVES

2023-24						2023-24					
No.	Player	Pos.	Class	PPG	RPG	No.	Player	Pos.	Class	PPG	RPG
	10 Naheem McLeod	C	Jr.	3.9	4.3		21 Will Patterson	C	Fr.	0.0	0.0
Out for the season with right foot injury						Two rebounds, two blocks vs. Saint Rose					
Equalled career best with nine boards vs. Canisius						Lone freshman scholarship player on the SU roster					
	11 Chance Westry	G	So.	0.0	0.0		55 Mounir Hima	C	Jr.	0.4	0.6
Transfer from Auburn						Posted four points at Georgetown					
Injured during the preseason.						Had a rebound and blocked shot at Boston College					

ORANGE IN THE NBA

Player	at SU	Team	Notes	includes games of 2/8/2024
	Oshae Brissett	2018-19	Boston	33 games, 3.8 ppg., 2.9 rpg.
	Jerami Grant	2012-14	Portland	44 games, 21.9 ppg., 3.8 rpg.
	Cole Swider	2021-22	Miami	9 games, 2.6 ppg., 0.2 rpg.

ORANGE IN THE G-LEAGUE regular season and showcase

Player	at SU	Team	Notes	includes games of 2/8/2024
	Buddy Boeheim	2018-22	Motor City	34 games, 14.0 ppg., 2.8 rpg.
	Elijah Hughes	2017-20	Wisconsin Herd	33 games, 11.1 ppg., 3.5 rpg.
	Cole Swider	2021-22	Sioux Falls	14 games, 24.4 ppg., 6.1 rpg.

ORANGE CAREER TOTALS

includes Louisville game

Double-Digit Scoring Games

Name	2023-24	Total
Judah Mintz	21	47
Chris Bell	12	20
Maliq Brown	10	18
JJ Starling	15	15
Benny Williams	2	12
Quadir Copeland	10	11
Justin Taylor	6	9
Kyle Cuffe, Jr.	1	1
Naheem McLeod	1	1

20 + Point Games (does not include 30+)

Name	2023-24	Total
Judah Mintz	9	17
Chris Bell	3	3
JJ Starling	3	3
Maliq Brown	1	1
Quadir Copeland	1	1
Justin Taylor	1	1
Benny Williams	1	1

30 + Point Games

Name	2023-24	Total
Chris Bell	1	1
Judah Mintz	1	1

10 + Rebound Games

Name	2023-24	Total
Maliq Brown	4	5
Benny Williams		2
Quadir Copeland	1	1
Justin Taylor	1	1

Double-Double

Name	2023-24	Total
Maliq Brown	2	3
Judah Mintz	1	2
Benny Williams		2
Quadir Copeland	1	1
Justin Taylor	1	1

10+ Assist Games

Name	2023-24	Total
Judah Mintz	1	2

3+ Block Games

Name	2023-24	Total
Naheem McLeod	6	6
Mounir Hima		3
Maliq Brown	2	2
Chris Bell	1	1
Benny Williams		1

3+ Steal Games

Name	2023-24	Total
Judah Mintz	9	17
Maliq Brown	6	7
Quadir Copeland	5	5
Benny Williams	1	4
J.J. Starling	1	1
Justin Taylor		1

Starts

Name	2023-24	Total	Consec.
Justin Taylor	23	25	25
Chris Bell	23	51	23
J.J. Starling	23	23	23
Maliq Brown	10	26	10
Judah Mintz	22	52	8
Quadir Copeland	1	1	
Naheem McLeod	14	14	
Benny Williams		22	

stats with Syracuse only

SYRACUSE-CLEMSON SERIES



ALL-TIME SERIES

Overall	Clemson leads, 8-6
Home Total (Dome)	Syracuse leads, 5-1
Away Total (Littlejohn Coliseum)	Clemson leads, 6-1
Neutral Site	Clemson leads, 1-0
Current SYR Streak	L1
Longest SYR Winning Streak	3 (2017-2019)
Longest SYR Losing Streak	3 (2019-present)
Largest SYR Margin of Victory	13 (91-78, 1/18/2022)
	13 (57-44, 2/9/2014)
Largest SYR Margin of Defeat	18 (91-73, 2/22/2023)

ALL-TIME RESULTS

Date	Site	W-L	SU-OPP
12/2/1960	Memorial Athletic Center	L	67-78
<i>Tigers' Patterson scores 23 at Kent State Tournament.</i>			
3/21/2007	Littlejohn Coliseum (NIT)	L	70-74
<i>Devendorf's 23 not enough in NIT Quarterfinal defeat.</i>			
2/9/2014	Carrier Dome	W	57-44
<i>Top-ranked 'Cuse win streak reaches 23 after Fair scores 19.</i>			
1/17/2015	Littlejohn Coliseum	L	53-66
<i>Blossomgame tallies 15 points, 12 boards in Tiger triumph.</i>			
1/5/2016	Carrier Dome	L	73-74 OT
<i>A 3-pointer from Clemson's DeVoe put the game into OT.</i>			
2/7/2017	Littlejohn Coliseum	W	82-81
<i>Battle sinks a last-second 3-pointer for the win.</i>			
3/3/2018	Carrier Dome	W	55-52
<i>Battle and Brissett each contribute 17 points.</i>			
1/9/2019	Carrier Dome	W	61-53
<i>Hughes leads four double-digit scorers with 14.</i>			
3/9/2019	Littlejohn Coliseum	L	55-67
<i>Reed notches 24 points, 10 boards in Clemson's win.</i>			
1/28/2020	Littlejohn Coliseum	L	70-71
<i>Trapp's layup with two seconds left seals win for Tigers.</i>			
2/6/2021	Littlejohn Coliseum	L	61-78
<i>Simms records double-double (18 pts., 11 reb.).</i>			
3/3/2021	Carrier Dome	W	64-61
<i>Alan Griffin posts 22 points and 10 rebounds.</i>			
1/18/2022	Carrier Dome	W	91-78
<i>Buddy Boeheim has 25, Joseph Girard 23 in triumph.</i>			
2/22/2023	Littlejohn Coliseum	L	91-73
<i>Tyson tallied 29 points and 10 boards for Tigers.</i>			

TEAM HIGHS

Points: 91 (at SU, 1/18/2022)
Rebounds: 39 (at SU, 1/18/2022)
Assists: 18 (at SU, 1/5/2016) OT
Steals: 13 (at CU, 2/6/2021)
Blocks: 7 (at SU, 1/9/19); (at SU, 3/3/2018)
Fewest Turnovers: 5 (at SU, 2/9/2014)
Field Goals Made: 31 (at SU, 1/18/2022)
Field Goal Attempts: 62 (at SU, 1/5/2016)
Best FG Percentage: .534, 31-58 (at SU, 1/18/2022)
Free Throws Made: 20 (at CU, 2/6/2021); (at SU, 1/18/2022)
Free Throw Attempts: 28 (at CU, 3/21/2007)
Best FT Percentage: .933, 14-15 (at CU, 1/28/20)
3-Point FGs Made: 13 (at SU, 1/5/2016) OT
3-Point FGs Attempted: 34 (at SU, 1/5/2016)
Best 3-Point FG Percentage (min. 5 made): .409, 9-22 (at SU, 1/18/2022)

INDIVIDUAL HIGHS

Points: 25, Buddy Boeheim (at SU, 1/18/2022)
Rebounds: 13, Tyler Roberson (at CU, 1/17/2015)
Assists: 8, John Gillon (at CU, 2/7/2017)
Steals: 6, Kadary Richmond (at CU, 2/6/2021)
Blocks: 4, Jesse Edwards (at SU, 1/18/2022); Alan Griffin (at SU, 3/3/2021); Paschal Chukwu (at SU, 3/3/2018)
Turnovers: 7, Demetris Nichols (at CU, 3/21/2007)
Field Goals Made: 10, Rakeem Christmas (at CU, 1/17/15)
Field Goal Attempts: 21, Buddy Boeheim (at CU, 1/28/20)
Best FG Percentage (min. 7 made): .769, 10-13, Rakeem Christmas (at CU, 1/17/15)
Free Throws Made: 8, Elijah Hughes (at CU, 1/28/20); Oshae Brissett (at SU, 3/3/2018)
Free Throw Attempts: 10, Jesse Edwards (at SU, 1/18/22)
Best FT Percentage: 1.000, 7-7, Alan Griffin (at CU, 2/6/2021); John Gillon (at CU, 2/7/2017)
3-Point FGs Made: 6, Alan Griffin (at SU, 3/3/2021); Malachi Richardson (at SU, 1/5/2016) OT
3-Point FGs Attempted: 13, Michael Gbinije (at SU, 1/5/2016) OT
Best 3-Point FG Percentage (min. 3 made): .800, 4-5, Joseph Girard (at SU, 1/18/2022)

2023-24 ACC STANDINGS

includes games of 2/8

School	ACC W-L	Overall W-L
1. North Carolina	10-2	18-5
2. Virginia	9-3	18-5
3. Duke	8-3	17-5
4. Florida State	7-4	13-9
Wake Forest	7-4	15-7
6. NC State	7-5	15-8
7. Syracuse	6-6	15-8
Miami	6-6	15-8
Pittsburgh	6-6	15-8
10. Clemson	5-6	15-7
Virginia Tech	5-6	13-9
12. Boston College	4-7	13-9
13. Georgia Tech	3-9	10-13
14. Notre Dame	2-10	7-16
15. Louisville	2-10	7-16

ORANGE CAREER TOTALS

includes Louisville game

Career Points

Name	Games	Points
Judah Mintz	55	943
Chris Bell	53	456
Maliq Brown	52	376
J.J. Starling	23	300
Justin Taylor	52	245
Quadir Copeland	43	240
Kyle Cuffe	24	69
Naheem McLeod	14	54
Mounir Hima	36	31
Peter Carey	14	9

Career Rebounds

Name	Games	Rebounds
Maliq Brown	52	288
Justin Taylor	52	154
Quadir Copeland	43	146
Judah Mintz	55	144
Naheem McLeod	14	60
Chris Bell	53	99
J.J. Starling	23	74
Mounir Hima	36	52
Kyle Cuffe	24	26
Peter Carey	14	12

Career Assists

Name	Games	Assists
Judah Mintz	55	254
Quadir Copeland	43	74
Maliq Brown	52	56
J.J. Starling	23	45
Justin Taylor	52	44
Chris Bell	53	29
Kyle Cuffe	24	10
Mounir Hima	36	5
Peter Carey	14	2
Naheem McLeod	14	1

Career Blocks

Name	Games	Blocks
Maliq Brown	52	38
Mounir Hima	36	29
Naheem McLeod	14	27
Chris Bell	53	20
Justin Taylor	52	13
Judah Mintz	55	7
Quadir Copeland	43	6
Kyle Cuffe	24	5
J.J. Starling	23	4
Peter Carey	14	3

Career Steals

Name	Games	Steals
Judah Mintz	55	108
Maliq Brown	52	74
Quadir Copeland	43	41
Justin Taylor	52	33
Chris Bell	53	20
J.J. Starling	23	19
Kyle Cuffe	24	12
Mounir Hima	36	7
Naheem McLeod	14	3
Peter Carey	14	2

stats with Syracuse only



Judah Mintz

**February Best
Judah Mintz**

2 games
17.0 ppg.
1.5 rpg.
5.0 apg.
0.0 bpg.
2.0 spg.
31.6 mpg.

February Regular Season Notes

- ✓ **Feb. 7:** Quadir Copeland's layup with five seconds left counted on a goaltending call and the Orange edged Louisville, 94-92. Syracuse shot a season-best .608 from the field (31-of-51) in the triumph.
- ✓ **Chris Bell** had a career-high 30 points and eight 3-pointers. **Judah Mintz** had 21 points and **J.J. Starling** added 19 points.
- ✓ **Malik Brown** finished with a loaded stat line -- 11 points, 9 rebounds, and career bests in assists (5), blocked shots (6) and steals (5).
- ✓ **Feb. 3:** Wake Forest shot 35-of-53 (.660) from the field, including 12-of-19 (.632) on 3-point attempts, and defeated visiting Syracuse, 99-70. The Orange never led.
- ✓ **J.J. Starling** (15 points), **Judah Mintz** (13 points), **Quadir Copeland** (11 points), and **Justin Taylor** (10 points) posted double-digit point totals.



Judah Mintz

**January Best
Judah Mintz**

8 games
17.4 ppg.
3.9 rpg.
5.9 apg.
0.0 bpg.
2.0 spg.
35.9 mpg.

January Regular Season Notes

- ✓ **Jan. 30:** Boston College produced a 21-0 scoring run that spanned the two halves and held off a late Syracuse charge to win, 80-75. The Eagles shot .600 from the field and connected on 10 3-pointers.
- ✓ **Judah Mintz** and **J.J. Starling** each had 18 points and **Malik Brown** contributed 15 points and seven rebounds.
- ✓ **Jan. 27:** **J.J. Starling** (26 points) and **Judah Mintz** (20) combined for 46 points to lead the Orange past NC State, 77-65.
- ✓ Syracuse produced a dominant first half that resulted in a 38-22 Orange advantage at the intermission. SU limited the Wolfpack to 6-of-29 (.207) shooting over the first 20 minutes.

- ✓ **Jan. 23:** Syracuse let a seven-point, second-half lead get away and Florida State ended the Orange's unbeaten home streak, 85-69. Syracuse had won all nine Dome games prior to the loss to the Seminoles.
- ✓ **Judah Mintz** surpassed 20 points for the ninth time this season and finished with 28. **Maliq Brown** equaled his career-high with 12 rebounds.
- ✓ **Jan. 16:** **Quadir Copeland** drained a 3-pointer as time expired and the Orange defeated Miami, 72-69.
- ✓ **J.J. Starling** had 22 points and **Judah Mintz** posted 10 points, eight rebounds and a career-best 13 assists. **Maliq Brown** also contributed a double-double with 10 points and 11 rebounds.
- ✓ **Jan. 16:** Syracuse earned a regular-season sweep of Pittsburgh with a 69-58 road win. **J.J. Starling** had a squad-best 17 points and **Judah Mintz** topped the team with a career-high nine rebounds.
- ✓ Seven different Syracuse players tallied 3-points and the Orange finished 10-of-17 (.588) from the arc and beyond.
- ✓ **Jan. 13:** The Orange lost a #7 UNC, 103-67. The final score represented Syracuse's largest margin of defeat since a 39-point loss at DePaul in 2006.
- ✓ **Judah Mintz**, who had a squad-best 21 points, topped 20 for the eighth time this season. **Quadir Copeland** had 16 points and **Chris Bell** 13.
- ✓ **Jan. 10:** Syracuse constructed a 19-point, first-half lead, and held off a late Boston College rally to defeat the Eagles, 69-59.
- ✓ **Chris Bell** scored a game-high 20 points and **Maliq Brown** contributed 19 points, eight rebounds, four blocks and four steals in his first collegiate start.
- ✓ **Jan. 2:** **Quadir Copeland** earned ACC Player of the Week recognition. He produced 22 points and nine rebounds in a victory against Pittsburgh during the previous week.
- ✓ **Jan. 2:** After holding 14/15 Duke without a 3-point basket in the first half, Syracuse saw the Devils make all eight attempts after the intermission and earn the win, 86-66.
- ✓ **Maliq Brown** had a career-high 26 points and added seven rebounds in 32 minutes off the bench. **Judah Mintz** had 18 points, six assists and three steals.



includes games of 2/8

Team	Stat	NCAA	ACC
W-L %	.652	81st	6th
Scoring	76.0	129th	7th
Scoring Defense	74.4	248th	13th
Scoring Margin	+1.6	191st	12th
Bench Points	22.6	104th	3rd
Rebounds	35.4	193rd	9th
Off. Rebounds	9.5	257th	11th
Def. Rebounds	25.9	131st	9th
Rebound Margin	-3.1	308th	15th
Assists	14.0	128th	7th
Turnovers	12.0	180th	10th
Turnovers Forced	14.9	35th	2nd
Turnover Margin	+2.9	39th	4th
Steals	9.2	19th	2nd
Blocks	4.6	48th	3rd
FG %	.448	169th	8th
FG % Defense	.446	235th	14th
3FG	7.0	220th	12th
3FG %	.329	231st	11th
3FG % Defense	.328	152nd	7th
FT %	.711	191st	11th
FT Made Avg.	14.4	146th	8th

Individual Points			
Judah Mintz	422	64th	3rd
Points Per Game			
Judah Mintz	18.3	74th	3rd
3-pt Field Goal Made			
Chris Bell	55	113th	5th
3-pt Field Goal Average			
Chris Bell	2.4	126th	9th
3-pt Field Goal Attempts			
Chris Bell	139	146th	8th
Defensive Rebounds Per Game			
Maliq Brown	4.4	324th	20th
Offensive Rebounds Per Game			
Maliq Brown	2.4	165th	8th
Assists			
Judah Mintz	106	71st	2nd
Assists Per Game			
Judah Mintz	4.6	77th	3rd
Blocks			
Naheem McLeod	27	168th	9th
Steals			
Judah Mintz	49	30th	2nd
Maliq Brown	48	34th	3rd
Steals Average			
Judah Mintz	2.13	35th	2nd
Maliq Brown	2.09	40th	3rd
Field Goal Attempts			
Judah Mintz	286	172nd	8th
Free Throws Made			
Judah Mintz	154	8th	1st
Free Throws Attempts			
Judah Mintz	205	4th	1st
Minutes Played Average			
J.J. Starling	34.3	85th	2nd

2023-24 'CUSE FT AT CRUNCH TIME

includes Louisville game								
No.	Player	5:00-2:00	1:59-1:00	:59-0:00	Total	Pct.	OT	2023-24
3	Mintz	10-12	2-4	7-8	19-24	.792		154-205
24	Copeland	5-8	2-4	7-8	14-20	.700		59-88
2	Starling	6-7	10-12	0-1	16-20	.800		33-45
1	Brown	3-3		2-2	5-5	1.000		26-36
13	Williams	3-6		3-4	6-10	.600		14-26
10	McLeod	1-1			1-1	1.000		16-23
4	Bell		2-2		2-2	1.000		14-18
5	Taylor	1-1			1-1	1.000		10-14
0	Cuffe Jr.	0-2			0-2	.000		5-10
23	Carey	1-2			1-2	.500		1-2
Totals		30-42	16-22	19-23	65-87	.747		332-467
								.711



Judah Mintz

December Best
Judah Mintz

6 games
17.7 ppg.
2.8 rpg.
3.3 apg.
0.3 bpg.
2.3 spg.
30.8 mpg.

December Regular Season Notes

- ✓ **Dec. 30:** Syracuse came back from an 11-point, second-half deficit, to defeat Pittsburgh, 81-73, in the 125th meeting between the two programs.
- ✓ **Quadir Copeland** had a career-high 22 points, nine rebounds and three steals in 24 minutes of work off the bench. **Maliq Brown** and **Benny Williams** each had 15 points.
- ✓ **Dec. 21:** Maliq Brown had 15 points and 10 rebounds off the bench and SU defeated Niagara for the 11th straight time, 83-71.
- ✓ **Judah Mintz** had 18 points and **Quadir Copeland** posted 12 points and eight assists in a reserve role versus the Purple Eagles.
- ✓ **Dec. 17:** Four players, including two reserves, scored in double digits to help Syracuse defeat Oregon, 83-63, in Sioux Falls, S.D. **Judah Mintz** (18), **Quadir Copeland** (15), **J.J. Starling** (14) and **Maliq Brown** (13) paced the Orange offensively.
- ✓ **Copeland**, paced an Orange bench that produced 44 points. He added a squad-best nine rebounds and five assists.
- ✓ **Dec. 9:** The Orange broke open a tight game by shooting .600 (18-of-30) from the field in the second half and defeated Georgetown, 80-68.
- ✓ **Judah Mintz** had 25 points and five steals, J.J. Starling had 21 points, and Quadir Copeland added 14 points.

- ✓ **Dec. 5:** Syracuse scored 10 of the last 12 points of the contest to outlast Cornell, 81-70. It was the 43rd consecutive victory in the series for the Orange.
- ✓ **Judah Mintz** had a game-high 28 points, including five 3-pointers, **Chris Bell** had 19 points and four blocks, and **Justin Taylor** posted 15 points and eight rebounds.
- ✓ **Dec. 2:** Virginia used a 21-3, second-half run to break open the contest and the Cavs defeated the Orange, 84-62.
- ✓ **J.J. Starling** had 16 points and Maliq Brown added 10 points and five rebounds.

ACC/SEC CHALLENGE (7-7)



Tuesday, Nov. 28

Syracuse 80, LSU 57

Georgia Tech 67, Mississippi State 59

South Carolina 65, Notre Dame 53

Kentucky 95, Miami 73

Missouri 71, Pittsburgh 64

Ole Miss 72, NC State 52

Clemson 85, Alabama 77

Wednesday, Nov. 29

North Carolina 100, Tennessee 92

Virginia 59, Texas A&M 47

Wake Forest 82, Florida 71

Arkansas 80, Duke 75

Auburn 74, Virginia Tech 57

Georgia 68, Florida State 66

Boston College 80, Vanderbilt 62.

2023-24 BY CLASS

includes Louisville game		
Scoring		
Class	PPG	Pct.
Senior	0.0	.000
Junior	6.9	.090
Sophomore	69.1	.910
Freshmen	0.0	.000
Rebounding		
Class	RPG	Pct.
Senior	0.0	.000
Junior	6.0	.186
Sophomore	26.1	.814
Freshmen	0.0	.000
Assists		
Class	APG	Pct.
Senior	0.0	.000
Junior	1.0	.075
Sophomore	13.0	.925
Freshmen	0.0	.000
Blocks		
Class	BPG	Pct.
Senior	0.0	.000
Junior	2.0	.434
Sophomore	2.6	.566
Freshmen	0.0	.000
Steals		
Class	SPG	Pct.
Senior	0.0	.000
Junior	0.9	.095
Sophomore	8.3	.905
Freshmen	0.0	.000
Field Goal Percentage		
Class		Pct.
Senior.....		.000
Junior.....		.441
Sophomore.....		.449
Freshman.....		.000
3PT Field Goal Percentage		
Class		Pct.
Senior.....		.000
Junior.....		.216
Sophomore.....		.338
Freshman.....		.000
Free Throw Percentage		
Class		Pct.
Senior.....		.000
Junior.....		.612
Sophomore.....		.722
Freshman.....		.000

SU DUNK BOARD

includes Louisville game			
Player	Games	Dunks	Career
Maliq Brown	23	34	61
Benny Williams	18	12	25
Judah Mintz	23	13	25
Quadir Copeland	23	10	10
Naheem McLeod	14	8	8
Chris Bell	23	6	9
Mounir Hima	9		5
Peter Carey	10	3	3
Kyle Cuffe	22	1	1
J.J. Starling	23	1	1
Justin Taylor	23	1	1
Total	23	89	



Judah Mintz

November Best

Judah Mintz

7 games

20.4 ppg.

3.0 rpg.

4.1 apg.

0.1 bpg.

2.1 spg.

31.0 mpg.

November Regular Season Notes

- ✓ **Nov. 28:** Judah Mintz scored a career-high 33 points and led the Orange by LSU, 80-67, in the inaugural ACC/SEC Challenge.
- ✓ **Chris Bell** had 20 points and tied his career-best effort with six 3-pointers. **Maliq Brown** finished with seven points and nine rebounds against the Tigers.
- ✓ **Nov. 22:** Syracuse had seven players score in double figures and Orange defeated Chaminade, 105-56, to close out its trip to the Maui Invitational.
- ✓ **Chris Bell** had 18 points and **Justin Taylor** posted his first career double-double with 14 points and 10 rebounds. **Naheem McLeod** added 13 points and nine rebounds and **Kyle Cuffe Jr.** had a collegiate-best 13 points.
- ✓ **Nov. 21:** The Orange were beaten by #11/10 Gonzaga, 76-57.
- ✓ **Judah Mintz** had 22 points and **J.J. Starling** added 15. Each had four steals.
- ✓ **Nov. 20:** Syracuse lost to #7/8 Tennessee, 73-56, in the Maui Invitational.
- ✓ **Chris Bell** had 16 points and **Judah Mintz** added 15 for the Orange.
- ✓ **Nov. 14:** The Orange rallied from a 24-point, second-half deficit, and defeated Colgate, 79-75. The victory halted the Raiders' two-game win streak in the series.
- ✓ **Chris Bell** scored 25 points and finished with six 3-pointers. **Judah Mintz** added 23 points and eight assists.
- ✓ **Nov. 8:** Syracuse used a 14-0, second-half run, to defeat Canisius, 89-77.
- ✓ **Judah Mintz** had a career-high 26 points and **J.J. Starling** had 17 points and a personal-best seven assists. **Naheem McLeod** grabbed nine rebounds.
- ✓ **Nov. 6:** **Adrian Autry** earned a victory in his first game as SU head coach, guiding the Orange to an 83-72 win against New Hampshire.
- ✓ **Judah Mintz** led five Syracuse performers in double digits with 20 points. **Quadir Copeland** posted his first career double-double with 10 points and 13 rebounds.



Judah Mintz

Exhibition Best

Judah Mintz

2 games

20.0 ppg.

5.0 rpg.

3.5 apg.

0.0 bpg.

1.5 spg.

28.0 mpg.

Exhibition Orange Notes

- ✓ **Nov. 1:** Judah Mintz had 20 points and the Orange beat the College of Saint Rose, 86-61.
- ✓ **Chris Bell** scored 19 points and **Justin Taylor** 10 points and 12 rebounds.
- ✓ **Oct. 27:** Syracuse, led by six players with 10-or-more points, defeated Division II Daemen, 81-68, in its first exhibition game.
- ✓ **Quadir Copeland** and **Justin Taylor** each had 12 points, while **Kyle Cuffe Jr.** and **Benny Williams** had 11 points apiece.
- ✓ **Copeland** passed out nine assists and had a squad-leading four steals.

2023-24 ON-CAMPUS CROWD

Date	Game	Arena	Att.
Jan. 6	Ole Miss. at Tenn.	Thompson-Boling Arena	21,932
Jan. 27	NC State at SYR	JMA Dome	21,814
Feb. 3	Duke at UNC	Smith Center	21,750
Jan. 13	SYR at UNC	Smith Center	21,750
Dec. 29	Charleston. S. at UNC	Smith Center	21,750
Feb. 7	LSU at Tenn.	Thompson-Boling Arena	21,678
Jan. 20	Alabama at Tenn.	Thompson-Boling Arena	21,678
Dec. 9	Illinois at Tenn.	Thompson-Boling Arena	21,678
Jan. 22	Wake Forest at UNC	Smith Center	21,175
Jan. 20	Miami at SYR	JMA Dome	20,960

2023-24 ATTENDANCE AVG.

Rank	School	G	Attendance	Avg.
1.	North Carolina	11	222,618	20,238
2.	Kentucky	13	257,456	19,804
3.	SYRACUSE	12	234,840	19,570
4.	Arkansas	13	247,905	19,070
5.	Tennessee	12	225,864	18,822
6.	Creighton	12	206,428	17,202
7.	Indiana	14	228,457	16,318
8.	Kansas	12	195,600	16,300
9.	Marquette	11	178,005	16,182
10.	Wisconsin	13	195,438	15,450
































SYRACUSE'S GREATEST COMEBACKS

1976-Present					
Deficit	Score	Opponent	Date	Final	
24	54-30	COLGATE	11/14/2003	W, 79-75	
20	54-34	at Rutgers	1/24/2005	W, 86-84	
20	55-35	NOTRE DAME	2/20/2021	W, 75-67	
18	75-57	at Villanova	1/15/1994	W, 88-85	
18	33-15	at DePaul	1/30/2010	W, 59-57	
18	25-7	VILLANOVA	12/28/2013	W, 78-62	
17	25-8	vs. Oklahoma St. (NCAA)	3/23/2003	W, 68-56	
16	29-13	at Alabama	1/11/1997	W, 70-66	
16	27-11	CORNELL	12/3/2008	W, 88-78	
16	37-21	vs. Virginia (NCAA)	3/27/2016	W, 68-62	
16	75-59	at NC State	2/1/2017	W, 100-93 OT	

ORANGE OVERSEAS

	Player	at SU	Team	Notes	includes games of 2/8/24
	Jimmy Boeheim	2021-22	Tigers Tuebingen (Germany)	19 games, 14.5 ppg., 4.1 rpg.	
	Rakeem Christmas	2011-15	Atletico Bigua Montevideo (Uruguayan)	5 games, 7.5 ppg., 4.5 rpg.	
	Paschal Chukwu	2016-19	Randers Cimbria (Denmark)	9 games, 5.4 ppg., 6.0 rpg.	
	Marek Dolezaj	2017-21	Keflavik IF (Iceland)	16 games, 11.4 ppg., 7.0 rpg.	
	Tyler Ennis	2013-14	Napoli Basket (Italy)	19 games, 13.1 ppg., 6.8 apg.	
	Michael Gbinije	2013-16	Tabiat (Iran)	17 games, 12.5 ppg., 5.2 rpg.	
	Rick Jackson	2007-11	Satria Muda Pertamina (Indonesia)	16 games, 9.2 ppg., 1.0 apg.	
	Chris McCullough	2014-15	Taishin Dreamers (Taiwan)	11 games, 19.8 ppg., 12.6 rpg.	
	Kristof Ongenaet	2007-09	Falco Gent (Belgium)	8 games, 3.0 ppg., 3.3 rpg.	
	Malachi Richardson	2015-16	Pelita Jaya (Indonesia)	5 games, 10.6 ppg., 3.2 rpg.	
	Tyler Roberson	2013-17	La Union (Argentina)	3 games, 4.0 ppg., 3.5 rpg.	
	Bourama Sidibe	2017-22	Ferroviario de Maputo (Mozambique)		
	Andrew White	2016-17	Al Rayyan (Qatar)	4 games, 24.0 ppg., 7.0 rpg.	

2023-24 OPPONENTS

Date	Opponent	includes games of Feb. 8			Post	TV
		W-L	Rank	Series		
11/6	NEW HAMPSHIRE	13-9		1-0		ACCN ESPN
11/8	CANISIUS	8-14		47-24		ACCN ESPN
11/14	COLGATE	16-8		128-47		ACCN ESPN
11/20	vs. Tennessee	17-5	6/6	3-4		ESPN 2
11/21	vs. Gonzaga	17-6	rv/rv	2-1		ESPN
11/22	vs. Chaminade	8-16		2-0		ESPN
11/28	LSU	12-10		1-0		ESPN 2
12/2	at Virginia	18-5	rv/rv	6-13		ESPN 2
12/5	CORNELL	17-3		97-31		ACCN ESPN
12/9	at Georgetown	8-14		54-45		FOX
12/17	vs. Oregon	16-7		1-1		CBS SPORTS NETWORK
12/21	NIAGARA	12-11		56-28		ACCN ESPN
12/30	PITTSBURGH					THE CW
1/2	at Duke	17-5	9/10	6-16		ESPN
1/10	BOSTON COLLEGE					ACCN ESPN
1/13	at North Carolina					ESPN
1/16	at Pittsburgh	15-8		76-50		ESPN
1/20	MIAMI	15-8		21-12		ESPN 2
1/23	FLORIDA STATE	13-9		10-7		ESPN 2
1/27	NC STATE					ACCN ESPN
1/30	at Boston College	13-9		58-27		ACCN ESPN
2/3	at Wake Forest	15-7		11-4		THE CW
2/7	LOUISVILLE	7-16		13-19		ACCN ESPN
2/10	CLEMSON	15-7		6-8		ESPN 2
2/13	NORTH CAROLINA	18-5	3/3	6-17		ESPN
2/17	at Georgia Tech	10-13		9-8		THE CW
2/20	at NC State	15-8		13-6		ESPN
2/24	NOTRE DAME	7-16		33-23		ESPN
2/27	VIRGINIA TECH	13-9		12-7		ESPN
3/2	at Louisville					ACCN ESPN
3/5	at Clemson					ESPN
TOTAL		335-228, .595				

SU OPPONENT RECORDS

Season	Won-Lost	Pct.
2023-24	335-228	.595
2022-23	430-391	.524
2021-22	471-361	.566
2020-21	301-221	.577
2019-20	439-350	.556
2018-19	576-381	.602
2017-18	624-384	.619
2016-17	565-417	.575
2015-16	594-413	.590
2014-15	527-337	.583

DOME-INATING

Syracuse In The Dome

Season	W-L	Pct.	Unbeaten	
			Start	
2023-24	11-1	.917	9-0	
2022-23	11-7	.611	1-0	
2021-22	11-5	.688	2-0	
2020-21	13-1	.929	5-0	
2019-20	11-7	.611	0-1	
2018-19	13-6	.684	6-0	
2017-18	14-5	.737	8-0	
2016-17	17-4	.810	6-0	
2015-16	13-4	.765	3-0	
2014-15	13-5	.722	4-0	
2013-14	16-2	.889	16-0	
2012-13	17-2	.895	16-0	
2011-12	19-0	1.000	19-0	
2010-11	16-3	.842	13-0	
2009-10	17-2	.895	9-0	
2008-09	16-3	.842	7-0	
2007-08	16-6	.727	3-0	
2006-07	18-4	.818	6-0	
2005-06	14-5	.909	2-0	
2004-05	16-2	.889	14-0	
2003-04	14-3	.824	0-1	
2002-03	17-0	1.000	17-0	
2001-02	15-4	.789	6-0	
2000-01	15-2	.882	6-0	
1999-00	17-1	.944	13-0	
1998-99	9-7	.563	3-0	
1997-98	12-4	.750	8-0	
1996-97	9-7	.563	1-0	
1995-96	15-1	.938	10-0	
1994-95	14-2	.875	12-0	
1993-94	16-1	.941	4-0	
1992-93	12-4	.750	7-0	
1991-92	14-3	.824	13-0	
1990-91	16-1	.941	8-0	
1989-90	13-3	.813	7-0	
1988-89	18-1	.947	10-0	
1987-88	13-3	.813	8-0	
1986-87	17-2	.895	11-0	
1985-86	17-2	.895	14-0	
1984-85	13-2	.867	6-0	
1983-84	14-3	.824	4-0	
1982-83	14-2	.875	8-0	
1981-82	11-6	.647	2-0	
1980-81	17-3	.850	2-0	
Overall	634-141	.818		

SU McDONALD’S ALL-AMERICANS

Carmelo Anthony (2002)
Adrian Autry (1990)
Michael Brown (1984)
Tony Bruin (1979)
M. Carter-Williams (2011)
Rakeem Christmas (2011)
DaJuan Coleman (2012)
Derrick Coleman (1986)
Eric Devendorf (2005)
Jonny Flynn (2007)

Donnie Freeman (2024)

Donte Greene (2007)
Michael Lloyd (1992)
Conrad McRae (1989)
Fab Melo (2010)
Billy Owens (1988)
Malachi Richardson (2015)
J.J. Starling (2022)*
Stephen Thompson (1986)
Rodney Walker (1985)
John Wallace (1992)
Pearl Washington (1983)

*spent freshman year at Notre Dame

Freeman, Moore Sign NLI

Four-star rated recruits **Donnie Freeman** and **Elijah Moore** from the Class of 2024 signed National Letters of Intent (NLI) to enroll and play basketball at Syracuse.

Freeman is a 6-9, 190 forward from Washington, D.C., and national powerhouse IMG Academy (Fla.).

Moore is a 6-4, 170 guard from Our Saviour Lutheran School (N.Y.) and the Bronx, N.Y.

Freeman, a five-star recruit, is ranked 19th overall and third among power forwards in the Class of 2024 by ESPN.com. He is 21st overall and the fifth-rated power forward by 247sports.com. Rivals.com put Freeman 51st overall and sixth among power forwards.

Prior to transferring to the prestigious IMG Academy for his senior year, Freeman spent the 2022-23 season at St. John’s College High School, where he averaged 21.0 points and 8.5 rebounds per game. Freeman helped his squad to a 32-4 overall record and a Washington Catholic Athletic Conference Tournament championship. At St. John’s, he played for Coach Patrick Behan.

Freeman played AAU basketball for Team Takeover on the Nike EYBL circuit. This past summer he helped Team Takeover to the Nike EYBL Peach Jam title. He was named first-team all-tournament after averaging 12.9 points and 5.4 rebounds per game.

Moore, a four-star recruit, is ranked 38th among shooting guards in the Class of 2024 by Espn.com. He is 52nd nationally and is the 11th best shooting guard according to 247sports.com. Rivals.com rated Moore 53rd overall in the Class of 2024.

LEAD/DEFICIT COMPARISON						
Opponent	Lead	Deficit	Run	Changes	Ties	Result
NEW HAMPSHIRE	23 (8:39-1st)	--	11-0 (1st)	0	0	W, 83-72
CANISIUS	20 (9:06-2nd)	--	14-0 (2nd)	0	2	W, 89-77
COLGATE	6 (0:31-2nd)	24 (16:32-2nd)	14-0 (2nd)	2	2	W, 79-75;
vs. Tennessee	8 (10:23-1st)	17 (0:08-2nd)	8-0 (2nd)	4	2	L, 56-73
vs. Gonzaga	--	23 (2:34-2nd)	7-0 (1st)	0	0	L, 57-76
vs. Chaminade	51 (1:45-2nd)	1 (19:34-1st)	13-0 (2nd)	2	0	W, 105-56
LSU	26 (2:50-2nd)	3 (9:05-1st)	13-0 (2nd)	3	4	W, 80-57
at Virginia	5 (18:05-1st)	33 (7:33-2nd)	10-0 (2nd)	4	9	L, 62-84
CORNELL	14 (10:05-2nd)	4 (18:38-1st)	9-0 (1st)	1	0	W, 81-70
at Georgetown	16 (0:33-2nd)	2 (19:38-1st)	9-0 (2nd)	15	9	W, 80-68
vs. Oregon	24 (2:29-2nd)	10 (13:03-1st)	8-0 (1st)	5	0	W, 83-63
NIAGARA	19 (12:22-2nd)	1 (13:57-1st)	11-0 (1st)	4	2	W, 83-71
PITTSBURGH	11 (12:37-2nd)	9 (0:39-1st)	10-0 (2nd)	6	7	W, 81-73
at Duke	2 (14:27-1st)	20 (0:28-2nd)	8-0 (1st)	4	4	L, 66-86
BOSTON COLLEGE	19 (3:54-1st)	1 (7:27-2nd)	11-0 (1st)	2	1	W, 69-59
at North Carolina	1 (18:10-1st)	39 (8:37-2nd)	9-0 (1st)	2	0	L, 67-103
at Pittsburgh	16 (10:04-2nd)	6 (10:19-1st)	9-0 (1st)	4	3	W, 69-58
MIAMI	3 (1:55-2nd)	8 (4:33-1st)	6-0 (1st)	5	12	W, 72-69
FLORIDA STATE	7 (16:31-2nd)	20 (1:49-2nd)	8-0 (2nd)	9	7	L, 68-85
NC STATE	21 (15:55-2nd)	3 (8:21-1st)	13-0 (1st)	8	4	W, 77-65
at Boston College	9 (8:50-1st)	14 (18:18-2nd)	7-0 (2nd)	2	2	L, 75-80
at Wake Forest	--	33 (4:10-2nd)	8-0 (2nd)	0	1	L, 70-99
LOUISVILLE	6 (0:48-1st)	7 (17:07-1st)	9-0 (1st)	18	13	W, 94-92
CLEMSON						
NORTH CAROLINA						
at Georgia Tech						
at NC State						
NOTRE DAME						
VIRGINIA TECH						
at Louisville						
at Clemson						

Prior to transferring to Our Saviour Lutheran, Moore spent the last years at Cardinal Hayes High School (N.Y.). Our Saviour Lutheran is a part of the Atlanta-based professional league Overtime Elite, where they operate under the title JellyFam. In a preseason ranking by The Circuit, which includes traditional public schools, prep schools and Overtime Elite teams, JellyFam sits at No. 16 in the country.

During a 2023 AAU event, called 3SSB on the Adidas AAU Circuit, Moore was awarded the Offensive MVP and made Adidas 3SSB First Team. He played with the New York Wiz Kids and posted two 30-point outings.

Moore is ranked 53rd overall and the ninth shooting guard by 247sports. Rivals.com has him rated 53rd in the Class of 2024.


SPECIALTY STATISTICS

	PP	PTO	SCP	FBP	BP
Opponent	SU-OPP	SU-OPP	SU-OPP	SU-OPP	SU-OPP
NEW HAMPSHIRE	46-32	18-18	8-10	22-11	30-9
CANISIUS	52-42	18-15	13-16	14-8	14-35
COLGATE	36-38	20-6	6-18	24-10	10-16
vs. Tennessee	26-32	6-18	5-14	6-11	15-13
vs. Gonzaga	36-44	17-15	8-25	4-18	7-15
vs. Chaminade	54-28	27-10	19-9	16-8	44-9
LSU	28-44	26-14	6-14	10-12	12-21
at Virginia	30-30	14-18	7-4	6-11	27-27
CORNELL	30-34	19-13	8-13	16-14	8-25
at Georgetown	42-38	20-13	12-14	20-2	26-14
vs. Oregon	50-28	23-18	6-12	17-7	44-18
NIAGARA	44-32	15-4	6-2	20-10	40-32
PITTSBURGH	42-32	16-11	14-7	20-14	52-17
at Duke	32-46	11-26	3-4	9-21	36-16
BOSTON COLLEGE	30-32	28-11	8-16	12-8	14-18
at North Carolina	32-58	18-23	6-22	9-20	19-39
at Pittsburgh	14-30	5-16	6-10	3-15	20-19
MIAMI	22-38	12-5	11-8	6-14	16-12
FLORIDA STATE	40-50	11-12	8-14	15-10	16-29
NC STATE	32-30	16-8	6-12	21-19	16-24
at Boston College	36-36	18-10	9-6	4-7	20-27
at Wake Forest	26-40	21-12	11-9	18-22	22-17
LOUISVILLE	34-40	23-11	3-23	33-6	11-31
CLEMSON					
NORTH CAROLINA					
at Georgia Tech					
at NC State					
NOTRE DAME					
VIRGINIA TECH					
at Louisville					
at Clemson					
	804-854	402-286	189-282	325-278	519-483
2023-24	35.0-37.1	17.5-12.4	8.2-12.3	14.1-12.1	22.6-21.0
2022-23 Avg.	34.3-28.5	15.6-12.9	10.3-11.5	10.7-10.0	12.6-14.4
2021-22 Avg.	29.9-28.8	12.9-13.9	11.3-12.1	11.9-9.8	9.0-19.3
2020-21 Avg.	28.9-28.4	14.8-11.3	10.3-10.4	14.0-11.6	12.0-17.9
2019-20 Avg.	29.3-24.1	15.0-12.9	10.3-11.6	12.3-9.5	11.6-17.3
2018-19 Avg.	27.6-21.2	19.2-19.9	10.0-8.8	7.8-5.1	11.2-15.5
2017-18 Avg.	26.0-23.6	12.7-12.2	11.1-10.6	4.8-6.6	6.9-14.9
2016-17 Avg.	26.2-27.2	15.6-13.5	11.7-12.1	8.0-7.6	14.7-16.7
2015-16 Avg.	26.3-28.8	14.7-12.5	11.5-11.7	7.0-6.3	12.8-19.2
2014-15 Avg.	33.1-26.1	15.5-11.3	12.5-10.9	8.9-6.7	10.2-14.6
2013-14 Avg.	29.9-22.0	16.2-8.7	13.1-9.8	7.3-5.1	11.8-13.4
2012-13 Avg.	32.7-22.3	16.2-12.5	12.8-10.4	10.1-6.7	18.3-15.2
2011-12 Avg.	34.1-23.9	19.9-10.0	12.8-11.7	13.2-6.5	31.6-14.3
2010-11 Avg.	34.3-23.8	17.6-12.3	11.9-9.5	13.0-6.4	19.0-15.2
2009-10 Avg.	40.1-27.7	18.4-15.4	13.1-12.3	14.3-6.6	24.4-15.7
2008-09 Avg.	40.4-30.2	16.0-15.9	11.7-13.2	16.3-10.2	17.9-15.7
2007-08 Avg.	38.6-28.1	17.4-16.6	13.6-12.5	14.0-8.6	9.0-18.5
2006-07 Avg.	30.1-25.1	17.2-15.1	12.2-13.4	12.3-8.4	22.9-17.0
2005-06 Avg.	30.1-24.5	16.8-16.9	13.3-11.1	11.6-8.2	13.5-14.7
2004-05 Avg.	39.9-23.5	17.9-13.6	13.9-13.0	9.5-5.3	16.0-13.9

PP=points in the paint
FBP=fast break points

PTO=points off turnovers
BP=bench points

SCP=second chance points

Bing Joins
Syracuse Ring Of
Honor

Syracuse University Athletics added Naismith Memorial Basketball Hall of Fame member Dave Bing '66 to its Ring of Honor at the JMA Wireless Dome on Saturday, Jan. 27, 2024, when the Orange hosted NC State.

Bing enrolled at Syracuse University in 1962 and became part of a basketball resurgence. In 1963-64, his first campaign with the varsity, Bing helped the Orange to a 17-8 record and a berth in the National Invitational Tournament (NIT).

As a senior, Bing led Syracuse to its first NCAA Tournament appearance since 1956-57. He keyed a lineup that combined to average a school-record 99.0 points per game. The Orange defeated Davidson in a first-round NCAA matchup before losing at second-ranked Duke, 91-81. Coach Fred Lewis directed Syracuse to a 22-6 mark and Bing averaged 28.4 points an outing. Bing earned consensus All-America honors.

He was the second overall pick in the 1966 draft by the Detroit Pistons and the 1967 NBA Rookie of the Year. He played 12 seasons and was an eight-time NBA All-Star.

Bing was inducted into the Naismith Memorial Basketball Hall of Fame in 1990. Six years later, in 1996, Bing was named one of the 50 Greatest Players in NBA History. The NBA 75th Anniversary team, selected in 2021, also featured Bing.

He founded The Bing Group, a Detroit Automotive Supply Company, and served as president and chairman from 1980 through 2006. He was honored by President Ronald Reagan with the Minority Small Business Person of the Year Award.

He received the George Arents Award from Syracuse University in 1994. It is the University's highest alumni honor. Bing has earned honorary doctorate degrees from Kettering University, Syracuse University, and the University of Michigan.

Bing was elected Mayor of Detroit on May 5, 2009, and served until January 2014.

Syracuse Ring of Honor

Bing joins Jim Boeheim, Jim Brown, Ernie Davis, Floyd Little, Ben Schwartzwalder, Roy Simmons Jr., and Dwayne "Pearl" Washington. Each honoree's name is displayed in the JMA Wireless Dome.



Adrian Autry is in his first season as head coach at his alma mater.

ADRIAN AUTRY RECORDS

SU Head Coach	15-8 (.652)
Season Openers	1-0 (1.000)
SU Assistant (2011-23):	264-145 (.645)
SU Player (1990-94):	91-32 (.740)

SU COACHING DEBUTS

Coch	Date	Opp.	W-L
John A.R. Scott	11/20/1903	at Oswego Normal	W, 21-7
Edmund Dollard	12/15/2011	RPI	W, 27-19
Lewis Andreas	12/12/1924	St. Lawrence	W, 32-26
Marc Guley	12/2/1950	Toronto	W, 101-39
Fred Lewis	12/1/1962	Kent State	W, 36-35
Roy Danforth	12/4/1968	at Cornell	L, 81-93
Jim Boeheim	11/26/1976	vs. Harvard	W, 75-48
Adrian Autry	11/6/2023	New Hampshire	W, 83-72



Autry Begins First Season As Syracuse Court Boss

Adrian Autry was named head coach at Syracuse University following the completion of the 2022-23 season. He was selected to replace his mentor, Hall of Fame coach Jim Boeheim, who held the post for 47 years.

Autry had returned to his alma mater when he was named an assistant coach prior to the 2011-12 season. In March of 2017, Autry was promoted to associate head coach.

A product of St. Nicholas of Tolentine in the Bronx, Autry was a McDonald's All-American in 1990. He earned first-team All-New York City three times and played on the 1988 New York City and New York State championship squads.

An Orange Star

Autry started 116-of-121 games in four seasons with the Orange, a stretch that began in 1990 and ended in 1994. Autry still ranks fifth in career assists (631) and sixth in career steals (217) at Syracuse. The Orange earned NCAA Tournament invitations in 1990-91, 1991-92 and 1993-94.

He graduated from SU with a degree in Speech Communication in 1994.

Overseas Orange

Autry had a successful professional basketball career, primarily in European leagues. He played for teams in Belgium, France, Germany, Italy, Poland, Russia, Turkey and Venezuela. Autry also had stints in the United States Basketball League (USBL).

The Quest To Coach

Autry embarked on a coaching career in January 2006 when he was hired as associate head coach at Bishop Ireton Catholic High School (Va.). He became AAU basketball coach with Nova United in April 2006, leading the 14-Under team and then the 15-Under squad. In September 2007, he became assistant basketball coach at Paul VI High School (Va.). He was named an assistant coach on the AAU Triple Threat squad, working with the 17-Under team, in 2008.

He moved into the collegiate ranks in 2008 when he was hired by then-head coach Seth Greenburg as director of basketball operations at Virginia Tech. He was later elevated to an assistant coach post, before moving back to Syracuse.

AUTRY'S STATISTICS AT SYRACUSE

Year	G	FG	FGA	Pct	3FG	3FGA	Pct	FT	FTA	Pct	R	Avg	A	Pts	Avg
1990-91	31	106	264	.402	26	82	.317	62	88	.705	79	2.5	164	300	9.7
1991-92	31	109	297	.367	33	99	.333	90	128	.703	126	4.1	123	341	11.0
1992-93	29	140	324	.432	33	109	.302	83	104	.798	106	3.7	161	396	13.7
1993-94	30	178	396	.449	47	127	.370	98	125	.784	145	4.8	183	501	16.7
Totals	121	533	1,281	.416	139	417	.333	333	445	.748	456	3.8	631	1,538	12.7

2023-24 AP POLL

February 5, 2024

No.	Team	W-L	Points
1.	Connecticut (45)	20-2	1,509
2.	Purdue (16)	21-2	1,479
3.	North Carolina	18-4	1,352
4.	Kansas	18-4	1,322
5.	Houston	19-3	1,273
6.	Tennessee	16-5	1,211
7.	Marquette	17-5	1,173
8.	Arizona	17-5	1,077
9.	Duke	16-5	924
10.	Illinois	17-5	893
11.	Wisconsin	16-6	838
12.	Auburn	18-4	818
13.	Baylor	16-5	730
14.	Iowa State	18-5	700
15.	South Carolina	19-3	564
16.	Alabama	16-6	520
17.	Kentucky	15-6	513
18.	Dayton	18-3	493
19.	Creighton	16-6	484
20.	Florida Atlantic	18-4	431
21.	BYU	16-5	425
22.	Utah State	19-3	286
23.	Texas Tech	16-5	156
24.	San Diego State	17-5	141
25.	New Mexico	18-4	123

Others receiving votes: Saint Mary's 73, TCU 72, Indiana State 53, Boise State 49, Colorado State 43, Virginia 32, Texas 22, Oklahoma 17, Ole Miss 10, Washington State 6, Memphis 5, Appalachian State 4, Gonzaga 2, Grand Canyon 1, Michigan State 1.

2023-24 COACHES POLL

February 5, 2024

No.	Team	W-L	Points
1.	Connecticut (25)	20-2	793
2.	Purdue (7)	21-2	775
3.	North Carolina	18-4	710
4.	Kansas	18-4	683
5.	Houston	19-3	662
6.	Tennessee	16-5	647
7.	Marquette	17-5	573
8.	Arizona	17-5	525
9.	Wisconsin	16-6	505
10.	Duke	16-5	469
11.	Auburn	18-4	450
12.	Illinois	17-5	430
13.	Baylor	16-5	394
14.	Iowa State	16-5	387
15.	Kentucky	15-6	297
16.	Alabama	16-6	285
17.	Dayton	18-3	265
18.	Creighton	16-6	261
19.	BYU	16-5	234
20.	South Carolina	19-3	221
21.	Utah State	19-3	167
22.	Florida Atlantic	18-4	161
23.	Texas Tech	16-5	133
24.	San Diego State	17-5	68
25.	New Mexico	18-4	60

Others receiving votes: Saint Mary's 57, Indiana State 45, TCU 36, Colorado State 32, Virginia 17, Grand Canyon 12, Oklahoma 12, Northwestern 8, Boise State 7, Gonzaga 6, Texas 5, Michigan State 4, Appalachian State 2, Ole Miss 2

SYRACUSE POLL POINTS

The last time. . .

SU vs.	1/13/24	#17 North Carolina 103, SU 67
ranked team		
SU win vs.	2/14/23	SU 75, #23 NC State 72
ranked team		
Both ranked	11/16/18	#13 Oregon 80, #15 SU 65
Both top 10	2/22/14	#5 Duke 66, #1 SU 60
Both top 5	2/22/14	#5 Duke 66, #1 SU 60
SU vs. ranked	11/20/23	#7 Tennessee 73, SU 56
back-to-back	11/21/23	#11 Gonzaga 76, SU 57
SU played #1	2/23/19	#1 Duke 75, SU 65
SU beat #1	1/14/19	SU 95, #1 Duke 91 OT
SU played #2	3/4/19	#2 Virginia 79, SU 53
SU beat #2	2/3/03	SU 67, #2 Pittsburgh 65
SU played #3	1/9/18	#3 Virginia 68, SU 60
SU beat #3	3/12/09	#18 SU 127, #3 UConn 117 6 OT
SU played #4	3/27/16	SU 68, #4 Virginia 62 (NCAA)
SU beat #4	3/27/16	SU 68, #4 Virginia 62 (NCAA)
SU played #5	3/14/19	#5 Duke 84, SU 72 (ACCT)
SU beat #5	3/18/18	SU 55, #5 Mich. State (NCAA) 53
SU played #6	1/30/23	#6 Virginia 67, SU 62
SU beat #6	1/28/17	SU 82, #6 Florida State 72
SU played #7	1/13/24	#17 North Carolina 103, SU 67
SU beat #7	12/7/10	#8 SU 72, #7 Michigan State 58
SU played #8	1/25/21	#8 Virginia 81, SU 58
SU beat #8	12/28/13	#2 SU 78, #8 Villanova 62
SU played #9	2/1/20	#9 Duke 97, SU 88
SU beat #9	2/4/17	SU 66, #9 Virginia 62
SU played #10	1/26/19	#10 Virginia Tech 78, SU 56
SU beat #10	2/22/17	SU 78, #10 Duke 75
SU played #11	11/21/23	#11 Gonzaga 76, SU 57
SU beat #11	2/26/11	#17 SU 58, #11 Georgetown 51
SU played #12	3/7/18	#12 N. Carolina 78, SU 59 (ACCT)
SU beat #12	2/18/15	SU 69, #12 Louisville 59
SU played #13	3/21/21	SU 75, #13 West Virginia 72
SU beat #13	3/21/21	SU 75, #13 West Virginia 72
SU played #14	1/2/24	#14 Duke 86, SU 66
SU beat #14	3/22/12*	#2 SU 64, #14 Wisconsin 63 (NCAA)
SU played #15	3/11/21	#15 Virginia 72, SU 69 (ACCT)
SU beat #15	3/30/13	#16 SU 55, #15 Marquette 39 (NCAA)
SU played #16	3/19/21	#16 Illinois 73, SU 44
SU beat #16	3/19/21	SU 78, #16 San Diego St. 62
SU played #17	1/16/23	#17 Miami 82, SU 78
SU beat #17	2/1/14	#2 SU 91, #17 Duke 89 OT
SU played #18	1/11/20	SU 63, #18/18 Virginia 55 OT
SU beat #18	1/11/20	SU 63, #18/18 Virginia 55 OT
SU played #19	11/26/21	#19 Auburn 89, Syracuse 68
SU beat #19	3/3/12	#2 SU 58, #19 Louisville 49
SU played #20	1/18/16	SU 64, #20 Duke 62
SU beat #20	1/18/16	SU 64, #20 Duke 62
SU played #21	12/9/20	#21 Rutgers 79, Syracuse 69
SU beat #21	1/21/13	#t3 SU 57, #21 Cincinnati 55
SU played #22	2/5/19	#22 Florida State 80, SU 62
SU beat #22	1/18/14	#2 SU 59, #22 Pittsburgh 54
SU played #23	2/14/23	SU 75, #23 NC State 72
SU beat #23	2/14/23	SU 75, #23 NC State 72
SU played #24	11/19/04	SU 71, #24 Memphis 62
SU beat #24	11/19/04	SU 71, #24 Memphis 62
SU played #25	1/28/16	SU 81, #25 Notre Dame 66
SU beat #25	1/28/16	SU 81, #25 Notre Dame 66
Ranked opponents		
in a season	15	2008-09

*wins vacated by NCAA sanctions


SU IN THE 2023-24 POLLS

Date	AP	Coaches
Preseason	--	--
Nov. 13	--	--
Nov. 20	--	--
Nov. 27	--	--
Dec. 4	--	--
Dec. 11	--	--
Dec. 18	--	--
Dec. 25	--	--
Jan. 1	--	--
Jan. 8	--	--
Jan. 15	--	--
Jan. 22	--	--
Jan. 29	--	--
Feb. 5	--	--

SU'S MOST FAMILIAR FOES

Opponents	Games
1. Colgate (Nov. 14)	175
2. Cornell (Dec. 5)	128
3. Pittsburgh (Dec. 30, Jan. 16)	126
4. Penn State	106
5. Georgetown (Dec. 9)	99
6. Connecticut	95
7. St. John's (Nov. 22)	92
8. Boston College (Jan. 10, Jan. 30)	85
9. Niagara (Dec. 21)	84
10. Villanova	74

bold indicates 2023-24 opponent



CHRIS BELL

Forward • 6-7 • 180 • Sophomore
Concord, Calif. • De La Salle H.S., Calif.
Wasatch Academy, Utah

- He has scored in double figures in six of the last nine outings.
- Bell had a collegiate-best 30 points against Louisville.
- His eight 3-pointers against the Cardinals represented a career-high.
- Bell logged 20 points, two steals and one block against Boston College.
- He tallied 19 points and blocked a personal best four shots versus Cornell.

BELL 2023-24 SEASON HIGHS

Points: 30, Louisville
FG Made: 11, Louisville
FG Attempted: 19, Colgate
3-Point FGM: 8, Louisville
3-Point FGA: 14, Colgate
FT Made: 4, at Wake Forest, at UNC
FT Attempted: 4, at Wake Forest, at UNC
Rebounds: 6, Louisville
Off. Rebounds: 1, vs. Gonzaga, Canisius
Def. Rebounds: 6, Louisville
Assists: 3, LSU
Steals: 2, Boston College
Blocks: 4, Cornell
Minutes: 38, LSU

BELL CAREER HIGHS

Points: 30, Louisville, 2023-24
FG Made: 11, Louisville, 2023-24
FG Attempted: 19, Colgate, 2023-24
3-Point FGM: 8, Louisville, 2023-24
3-Point FGA: 14, Colgate, 2023-24
FT Made: 4, at Wake Forest, at UNC, 2023-24
FT Attempted: 4, at Wake Forest, at UNC, 2023-24; Cornell, 2022-23
Rebounds: 6, Louisville, at Florida St., 2022-23
Off. Rebounds: 1, nine times
Def. Rebounds: 6, Louisville, 2023-24
Assists: 3, LSU, 2023-24
Steals: 2, Boston College, 2023-24
Blocks: 4, Cornell, 2023-24
Minutes: 38, LSU, 2023-24

BELL MISCELLANEOUS

	FR	SO	TOTAL
Double-Doubles	---	---	---
10+ Points	9	12	21
20+ Points	---	4	4
5+ Rebounds	2	2	4
10+ Rebounds	---	---	---
5+ Assists	---	---	---
3+ 3-PT Field Goals	4	9	13
3+ Steals	---	---	---
3+ Blocks	---	1	1
Led Team in Points	1	4	6
Led Team in Rebounds	---	---	---
Led Team in Assists	---	---	---

2023-24 BELL GAME-BY-GAME

Opponent	MP	FG	3PT	FT	REB	PF	A	T	B	S	TP
New Hampshire*	19	2-7	1-5	0-0	4	0	1	1	1	1	5
CANISIUS*	26	5-12	2-6	0-0	2	2	1	1	0	0	12
COLGATE*	33	9-19	6-14	1-2	0	3	0	2	0	1	25
vs. Tennessee*	33	7-13	2-5	0-1	1	3	2	4	0	1	16
vs. Gonzaga*	35	2-18	1-10	1-2	2	2	0	0	0	1	6
vs. Chaminade*	19	7-13	4-8	0-0	5	1	0	2	0	0	18
LSU*	38	7-15	6-10	0-0	2	2	3	0	1	1	20
at Virginia*	27	2-9	1-5	0-0	2	1	1	1	0	1	5
CORNELL*	32	7-15	5-10	0-0	3	0	0	2	4	0	19
at Georgetown*	21	2-4	1-3	0-0	1	2	0	2	0	1	5
vs. Oregon*	12	0-3	0-1	0-0	2	2	1	0	0	0	0
NIAGARA*	16	3-8	1-3	0-0	2	0	2	0	0	0	7
PITTSBURGH*	19	2-8	0-4	0-0	2	3	1	1	0	0	4
at Duke*	11	0-1	0-1	2-2	1	3	1	3	0	0	2
BOSTON COLLEGE*	28	8-14	4-9	0-1	2	2	1	1	1	2	20
at North Carolina*	22	3-5	3-3	4-4	1	2	0	1	0	0	13
at Pittsburgh*	16	4-5	2-3	0-0	0	0	1	0	0	0	10
MIAMI*	28	4-13	4-10	0-0	2	2	1	2	0	1	12
FLORIDA STATE*	28	2-9	1-6	0-0	3	0	0	1	2	1	5
NC STATE*	21	5-9	3-6	0-0	2	2	1	0	1	1	13
at Boston College*	15	0-4	0-2	2-2	0	1	0	2	0	0	2
at Wake Forest*	25	2-9	0-5	4-4	0	1	0	0	0	1	8
LOUISVILLE*	33	11-15	8-10	0-0	6	1	1	1	1	0	30
CLEMSON											
NORTH CAROLINA											
at Georgia Tech											
at NC State											
NOTRE DAME											
VIRGINIA TECH											
at Louisville											
at Clemson											
*started											

BELL vs. CLEMSON

DATE	MP	FG	3PT	FT	REB	PF	A	T	B	S	TP
2/22/2023	19	2-4	1-1	2-2	3	1	0	1	0	0	7
Total	19	2-4	1-1	2-2	3	1	0	1	0	0	7
1 games		.500	1.000	1.000	3.0						7.0

BELL'S CAREER STATISTICS

Year	G GS		TOTAL			3-PTS			Pct			REBOUNDS				PF FO		A TO		Blk Stl		Pts	Avg
			FG	FGA	Pct	3FG	3FGA	Pct				O	D	Tot	Avg								
2022-23	30	30	72	179	.402	39	113	.345	16	20	.800	7	47	54	1.8	44	2	13	23	8	7	199	6.6
2023-24	23	23	94	228	.412	55	139	.396	14	18	.778	3	42	45	2.0	35	0	16	23	12	13	257	11.2
Total	53	53	166	407	.408	94	252	.373	30	38	.789	10	89	99	1.9	79	2	29	46	20	20	456	8.6

1



MALIQ BROWN

Forward • 6-8 • 222 • Sophomore
Culpeper, Va. • Blue Ridge H.S., Va.

- Brown has averaged 9.0 boards per game over the last six outings.
- Brown has averaged 10.5 points per game in ACC contests.
- He scored a personal-best 26 points and had seven rebounds at Duke.
- He produced 19 points, eight rebounds and four each of assists, blocks and steals against Boston College.

BROWN 2023-24 SEASON HIGHS

Points: 26, at Duke
FG Made: 11, at Duke
FG Attempted: 16, at Duke
3-Point FGM: 1, at Boston College, at Duke, Niagara
3-Point FGA: 3, at Boston College
FT Made: 7, Boston College
FT Attempted: 8, Boston College
Rebounds: 12, FSU, Cornell
Off. Rebounds: 7, Cornell
Def. Rebounds: 8, Louisville, FSU
Assists: 5, Louisville
Steals: 5, Louisville
Blocks: 6, Louisville
Minutes: 38, Louisville

BROWN CAREER HIGHS

Points: 26, at Duke, 2023-24
FG Made: 11, at Duke, 2023-24
FG Attempted: 16, at Duke, 2023-24
3-Point FGM: 1, at Boston College, at Duke, Niagara, 2023-24
3-Point FGA: 3, at Boston College, 2023-24
FT Made: 7, Boston College, 2023-24
FT Attempted: 8, Boston College, 2023-24
Rebounds: 12, FSU, Cornell, 2023-24; Virginia Tech, 2022-23
Off. Rebounds: 7, Cornell, 2023-24
Def. Rebounds: 8, Louisville, FSU, 2023-24
Assists: 5, Louisville, 2023-24
Steals: 5, Louisville, 2023-24
Blocks: 6, Louisville, 2023-24
Minutes: 40, Virginia, 2022-23

BROWN MISCELLANEOUS

	FR	SO	TOTAL
Double-Doubles	---	2	2
10+ Points	8	10	18
20+ Points	---	1	1
5+ Rebounds	13	17	30
10+ Rebounds	1	4	5
5+ Assists	---	1	1
3+ 3-PT Field Goals	---	---	---
3+ Steals	2	5	7
3+ Blocks	---	2	2
Led Team in Points	---	1	1
Led Team in Rebounds	8	12	20
Led Team in Assists	1	2	3

2023-24 BROWN GAME-BY-GAME

Opponent	MP	FG	3PT	FT	REB	PF	A	T	B	S	TP
New Hampshire	24	4-6	0-0	2-2	6	2	1	1	0	4	10
CANISIUS	22	3-3	0-0	0-0	4	0	1	0	1	3	6
COLGATE	20	2-3	0-0	2-2	3	2	0	0	1	3	6
vs. Tennessee	18	2-3	0-1	0-0	2	4	1	0	1	2	4
vs. Gonzaga	17	2-3	0-0	0-0	4	4	0	1	0	2	4
vs. Chaminade	15	5-6	0-0	2-2	3	2	1	1	0	2	12
LSU	19	3-4	0-0	1-2	9	2	0	0	1	2	7
at Virginia	25	4-5	0-0	2-2	5	4	0	1	0	1	10
CORNELL	28	0-2	0-0	0-0	12	2	1	1	1	1	0
at Georgetown	27	4-5	0-0	0-0	5	4	1	2	1	2	8
vs. Oregon	26	6-8	0-0	1-2	2	4	1	3	1	4	13
NIAGARA	24	6-6	1-1	2-2	10	2	2	0	1	0	15
PITTSBURGH	31	7-10	0-1	1-1	8	4	1	1	1	2	15
at Duke	33	11-16	1-2	3-3	7	1	0	0	0	1	26
BOSTON COLLEGE*	34	6-11	0-0	7-8	8	2	4	0	4	4	19
at North Carolina*	28	3-6	0-2	0-0	8	3	2	2	1	2	6
at Pittsburgh*	26	1-1	0-0	0-0	5	3	1	2	0	2	2
MIAMI*	36	5-6	0-1	0-0	11	4	2	0	1	2	10
FLORIDA STATE*	32	4-5	0-0	0-0	12	4	1	3	1	1	8
NC STATE*	28	1-1	0-0	0-2	7	4	4	2	0	1	2
at Boston College*	33	7-12	1-3	0-4	7	4	2	2	1	2	15
at Wake Forest*	29	1-4	0-1	0-0	8	5	0	1	0	0	2
LOUISVILLE*	38	4-4	0-0	3-4	9	4	5	3	6	5	11
CLEMSON											
NORTH CAROLINA											
at Georgia Tech											
at NC State											
NOTRE DAME											
VIRGINIA TECH											
at Louisville											
at Clemson											
*started											

BROWN vs. CLEMSON

DATE	MP	FG	3PT	FT	REB	PF	A	T	B	S	TP
2/22/2023	16	1-2	0-0	3-4	2	0	0	1	1	0	5
Total	16	1-2	0-0	3-4	2	0	0	1	1	0	5
1 game		.500	.000	.750	2.0						5.0

Brown's stat line versus Louisville made him the first Division I player since Antony Tarke (Coppin St.) on Jan. 5, 2021, to record at least 10 points, five rebounds, five assists, five steals and five blocks in a game, according to the NCAA.

BROWN'S CAREER STATISTICS

Year	G	GS	TOTAL			3-PTS			REBOUNDS														
			FG	FGA	Pct	3FG	3FGA	Pct	FT	FTA	Pct	O	D	Tot	Avg	PF	FO	A	TO	Blk	Stl	Pts	Avg
2022-23	29	7	74	106	.698	0	0	.000	17	30	.567	56	77	133	4.6	29	0	25	23	15	26	165	5.7
2023-24	23	9	91	130	.700	3	12	.250	26	36	.722	55	100	155	6.7	70	1	31	26	23	48	211	9.2
Total	52	16	165	236	.699	3	12	.250	43	66	.652	111	177	288	5.5	99	1	56	49	38	74	376	7.2



PETER CAREY

Center • 6-11 • 205 • Sophomore
Sunderland, Mass. • Frontier Regional School, Mass.
Northfield Mount Herman H.S. , Mass.

23

- Carey made his first collegiate basket, a dunk off a lob, against New Hampshire.
- Carey played nine minutes at North Carolina and contributed a basket, a rebound and two blocks.
- He scored four points on two dunks at Boston College..
- He swiped two steals and had two rebounds in 11 minutes at Wake Forest.

CAREY 2023-24 SEASON HIGHS

Points: 4, at Boston College
FG Made: 2, at Boston College
FG Attempted: 3, at Boston College
3-Point FGM: 0
3-Point FGA: 0
FT Made: 1, at Wake Forest
FT Attempted: 2, at Wake Forest
Rebounds: 4, NC State
Off. Rebounds: 1, NC State, at UNC, New Hampshire
Def. Rebounds: 3, NC State
Assists: 1, at Pitt
Steals: 2, at Wake Forest
Blocks: 2, at UNC
Minutes: 11, at Wake Forest, NC State

CAREY CAREER HIGHS

Points: 4, at Boston College, 2023-24
FG Made: 2, at Boston College, 2023-24
FG Attempted: 3, at Boston College, 2023-24
3-Point FGM: 0
3-Point FGA: 0
FT Made: 1, at Wake Forest, 2023-24
FT Attempted: 2, at Wake Forest, 2023-24
Rebounds: 4, NC State, 2023-24
Off. Rebounds: 1, NC State, at UNC, New Hampshire, 2023-24
Def. Rebounds: 3, NC State, 2023-24
Assists: 1, at Pitt, 2023-24; Northeastern, 2022-23
Steals: 2, at Wake Forest, 2023-24
Blocks: 2, at UNC, 2023-24
Minutes: 11, at Wake Forest, NC State, 2023-24

CAREY MISCELLANEOUS

	FR	SO	TOTAL
Double-Doubles	---	---	---
10+ Points	---	---	---
20+ Points	---	---	---
5+ Rebounds	---	---	---
10+ Rebounds	---	---	---
5+ Assists	---	---	---
3+ 3-PT Field Goals	---	---	---
3+ Steals	---	---	---
3+ Blocks	---	---	---
Led Team in Points	---	---	---
Led Team in Rebounds	---	---	---
Led Team in Assists	---	---	---

2023-24 CAREY GAME-BY-GAME

Opponent	MP	FG	3PT	FT	REB	PF	A	T	B	S	TP
New Hampshire	6	1-1	0-0	0-0	2	1	0	0	0	0	2
CANISIUS	DNP										
COLGATE	DNP										
vs. Tennessee	1	0-1	0-0	0-0	0	1	0	0	0	0	0
vs. Gonzaga	DNP										
vs. Chaminade	4	0-1	0-0	0-0	1	0	0	0	0	0	0
LSU	1	0-0	0-0	0-0	1	0	0	0	0	0	0
at Virginia	DNP										
CORNELL	DNP										
at Georgetown	DNP										
vs. Oregon	DNP										
NIAGARA	DNP										
PITTSBURGH	DNP										
at Duke	DNP										
BOSTON COLLEGE	DNP										
at North Carolina	9	1-2	0-0	0-0	1	2	0	0	2	0	2
at Pittsburgh	7	0-2	0-0	0-0	1	4	1	0	0	0	0
MIAMI	DNP										
FLORIDA STATE	2	0-0	0-0	0-0	0	0	0	0	0	0	0
NC STATE	11	0-2	0-0	0-0	4	3	0	0	0	0	0
at Boston College	4	2-3	0-0	0-0	0	1	0	0	0	0	4
at Wake Forest	11	0-1	0-0	1-2	2	2	0	0	0	2	1
LOUISVILLE	5	0-0	0-0	0-0	0	2	0	0	0	0	0
CLEMSON											
NORTH CAROLINA											
at Georgia Tech											
at NC State											
NOTRE DAME											
VIRGINIA TECH											
at Louisville											
at Clemson											
*started											

CAREY'S CAREER STATISTICS

Year	TOTAL					3-PTS			REBOUNDS														
	G	GS	FG	FGA	Pct	3FG	3FGA	Pct	FT	FTA	Pct	O	D	Tot	Avg	PF	FO	A	TO	Blk	Stl	Pts	Avg
2022-23	3	0	0	0	.000	0	0	.000	0	0	.000	0	3	3	1.0	7	0	1	0	1	0	0	0.0
2023-24	11	0	4	13	.308	0	0	.000	1	2	.500	3	9	12	1.1	16	0	1	0	2	2	9	0.8
Total	14	0	4	13	.308	0	0	.000	1	2	.500	3	12	15	1.1	23	0	2	0	3	2	9	0.6



QUADIR COPELAND

Guard • 6-6 • 200 • Sophomore

Philadelphia, Pa. • Gettysburg H.S., Pa.

Life Center Academy, N.J. • IMG Academy, Fla.

24

- Copeland scored a career-high 22 points against Pitt.
- He achieved his first career double-double with 10 points and a career-best 13 rebounds in a win versus New Hampshire.
- Copeland hit the game-winning 3-pointer as time expired versus Miami.
- He had nine points, seven rebounds and seven assists at Boston College.

COPELAND 2023-24 SEASON HIGHS

Points: 22, Pitt
FG Made: 6, at Georgetown
FG Attempted: 11, Niagara
3-Point FGM: 2, at Duke
3-Point FGA: 6, at Duke
FT Made: 13, Pitt
FT Attempted: 15, Pitt
Rebounds: 13, New Hampshire
Off. Rebounds: 4, at Virginia, vs. Chaminade
Def. Rebounds: 10, New Hampshire
Assists: 8, Niagara, vs. Chaminade
Steals: 4, at Boston College
Blocks: 1, at Wake Forest, vs. Oregon, at Georgetown, vs. Chaminade
Minutes: 32, vs. Oregon

COPELAND CAREER HIGHS

Points: 22, Pitt, 2023-24
FG Made: 6, at Georgetown, 2023-24
FG Attempted: 11, Niagara, 2023-24
3-Point FGM: 2, at Duke, 2023-24
3-Point FGA: 6, at Duke, 2023-24
FT Made: 13, Pitt, 2023-24
FT Attempted: 15, Pitt, 2023-24
Rebounds: 13, New Hampshire, 2023-24
Off. Rebounds: 4, at Virginia, vs. Chaminade, 2023-24; Pitt, 2022-23
Def. Rebounds: 10, New Hampshire, 2023-24
Assists: 8, Niagara, vs. Chaminade, 2023-24
Steals: 4, at Boston College, 2023-24
Blocks: 2, Pitt, 2022-23
Minutes: 32, vs. Oregon, 2023-24

COPELAND MISCELLANEOUS

	FR	SO	TOTAL
Double-Doubles	---	1	---
10+ Points	1	9	10
20+ Points	---	1	1
5+ Rebounds	4	11	15
10+ Rebounds	---	1	1
5+ Assists	---	5	5
3+ 3-PT Field Goals	---	---	---
3+ Steals	---	5	5
3+ Blocks	---	---	---
Led Team in Points	---	1	1
Led Team in Rebounds	---	5	5
Led Team in Assists	---	6	6

2023-24 COPELAND GAME-BY-GAME

Opponent	MP	FG	3PT	FT	REB	PF	A	T	B	S	TP
New Hampshire	27	4-9	0-2	2-3	13	0	3	4	0	1	10
CANISIUS	16	2-4	0-0	1-2	4	1	1	0	0	0	5
COLGATE	10	2-4	0-2	0-0	3	2	0	0	0	2	4
vs. Tennessee	10	0-3	0-2	0-0	2	0	0	2	0	0	0
vs. Gonzaga	18	0-2	0-0	1-2	5	1	1	2	0	0	1
vs. Chaminade	20	5-6	0-0	0-0	9	0	8	1	1	1	10
LSU	11	1-2	0-0	0-0	1	3	1	2	0	1	2
at Virginia	25	3-5	0-0	2-3	6	1	2	3	0	1	8
CORNELL	15	2-4	0-1	2-2	6	4	2	4	0	3	6
at Georgetown	25	6-7	0-0	2-4	4	3	1	2	1	1	14
vs. Oregon	32	5-8	0-0	5-6	9	4	5	2	1	1	15
NIAGARA	24	5-11	0-2	2-4	3	3	8	1	0	2	12
PITTSBURGH	24	4-8	1-2	13-15	9	3	4	2	0	3	22
at Duke	26	2-9	2-6	0-0	3	3	4	4	0	2	6
BOSTON COLLEGE*	27	3-6	0-0	1-2	6	3	4	0	0	3	7
at North Carolina	22	5-9	1-2	5-6	2	0	1	6	0	0	16
at Pittsburgh	27	3-8	1-1	1-3	5	0	4	2	0	0	8
MIAMI	30	2-9	1-3	6-8	6	1	0	2	0	2	11
FLORIDA STATE	15	0-1	0-0	5-6	4	4	0	2	0	1	5
NC STATE	18	2-6	0-1	1-5	4	0	1	0	0	1	5
at Boston College	28	3-7	0-0	3-4	7	4	7	0	0	4	9
at Wake Forest	20	4-8	1-3	2-4	2	5	0	2	1	0	11
LOUISVILLE	30	3-6	0-1	5-9	2	2	7	2	0	3	11
CLEMSON											
NORTH CAROLINA											
at Georgia Tech											
at NC State											
NOTRE DAME											
VIRGINIA TECH											
at Louisville											
at Clemson											
*started											

COPELAND vs. CLEMSON

DATE	MP	FG	3PT	FT	REB	PF	A	T	B	S	TP
2/22/2023	12	1-3	0-1	0-0	0	3	1	1	0	0	2
Total	12	1-3	0-1	0-0	0	3	1	1	0	0	2
1 games		.333	.000	.000	0.0						2.0



Player of the Week (January 2)

COPELAND'S CAREER STATISTICS

Year	G	GS	TOTAL			3-PTS			REBOUNDS				PF	FO	A	TO	Blk	Stl	Pts	Avg			
			FG	FGA	Pct	3FG	3FGA	Pct	FT	FTA	Pct	O									D	Tot	Avg
2022-23	20	0	14	41	.341	1	9	.111	13	15	.867	12	19	31	1.6	25	0	10	13	2	9	42	2.1
2023-24	23	1	66	142	.465	7	28	.250	59	88	.670	28	87	115	5.0	47	1	64	45	4	32	198	8.6
Total	43	1	80	183	.437	8	37	.216	72	103	.699	40	106	146	3.4	72	1	74	58	6	41	240	5.6



KYLE CUFFE JR.

Guard • 6-2 • 190 • R-Sophomore
Harlem, N.Y. • Blair Academy , Va.
Kansas

- Cuffe Jr. has played in 22-of-23 contests.
- He scored a collegiate-best 13 points, grabbed four rebounds and passed two assists against Chaminade.
- Cuffe Jr. tallied seven points and a career-high three assists versus Niagara.
- He had seven points off the bench versus Florida State.

CUFFE JR. 2023-24 SEASON HIGHS

Points: 13, vs. Chaminade
FG Made: 5, vs. Chaminade
FG Attempted: 7, vs. Chaminade
3-Point FGM: 3, vs. Chaminade
3-Point FGA: 5, vs. Chaminade
FT Made: 3, FSU
FT Attempted: 6, FSU
Rebounds: 4, at UNC, vs. Chaminade, New Hampshire
Off. Rebounds: 2, New Hampshire
Def. Rebounds: 4, vs. Chaminade
Assists: 3, Niagara
Steals: 2, at UNC, Cornell, vs. Chaminade
Blocks: 2, Niagara
Minutes: 23, New Hampshire

CUFFE JR. CAREER HIGHS (*from Kansas)

Points: 13, vs. Chaminade, 2023-24
FG Made: 5, vs. Chaminade, 2023-24
FG Attempted: 7, vs. Chaminade, 2023-24
3-Point FGM: 3, vs. Chaminade, 2023-24
3-Point FGA: 5, vs. Chaminade, 2023-24
FT Made: 3, FSU, 2023-24
FT Attempted: 6, FSU, 2023-24
Rebounds: 4, at UNC, vs. Chaminade, New Hampshire, 2023-24
Off. Rebounds: 2, New Hampshire, 2023-24
Def. Rebounds: 4, vs. Chaminade, 2023-24
Assists: 3, Niagara, 2023-24
Steals: 2, at UNC, Cornell, vs. Chaminade, 2023-24
Blocks: 2, Niagara, 2023-24
Minutes: 23, New Hampshire, 2023-24

CUFFE JR. MISCELLANEOUS

	SO	TOTAL
Double-Doubles	---	---
10+ Points	1	1
20+ Points	---	---
5+ Rebounds	---	---
10+ Rebounds	---	---
5+ Assists	---	---
3+ 3-PT Field Goals	1	1
3+ Steals	---	---
3+ Blocks	---	---
Led Team in Points	---	---
Led Team in Rebounds	---	---
Led Team in Assists	---	---

2023-24 CUFFE JR. GAME-BY-GAME

Opponent	MP	FG	3PT	FT	REB	PF	A	T	B	S	TP
New Hampshire	23	3-6	1-3	1-2	4	5	0	1	0	1	8
CANISIUS	9	1-3	1-2	0-0	0	3	0	2	0	1	3
COLGATE	8	0-2	0-2	0-0	1	1	0	0	1	0	0
vs. Tennessee	11	1-5	1-2	0-0	2	2	0	1	0	0	3
vs. Gonzaga	15	1-4	0-3	0-0	0	3	0	1	0	0	2
vs. Chaminade	19	5-7	3-5	0-0	4	2	2	2	0	2	13
LSU	3	0-1	0-0	0-0	0	1	0	1	0	1	0
at Virginia	6	1-3	1-3	0-0	0	0	0	1	0	0	3
CORNELL	15	1-5	0-3	0-0	2	1	1	0	1	2	2
at Georgetown	3	0-1	0-0	0-0	0	1	0	0	0	1	0
vs. Oregon	14	3-4	2-3	0-0	0	1	0	1	0	0	8
NIAGARA	18	3-6	1-1	0-0	2	2	3	0	2	1	7
PITTSBURGH	5	0-0	0-0	0-0	0	2	0	1	0	0	0
at Duke	9	1-1	0-0	0-0	1	1	1	0	0	0	2
BOSTON COLLEGE	10	1-5	0-2	1-2	1	0	0	0	0	1	3
at North Carolina	19	0-5	0-3	0-0	4	2	1	1	0	2	0
at Pittsburgh	10	2-5	1-3	0-0	1	0	0	0	0	0	5
MIAMI	5	0-0	0-0	0-0	0	1	0	1	0	0	0
FLORIDA STATE	17	2-2	0-0	3-6	1	3	1	0	1	0	7
NC STATE	3	0-1	0-0	0-0	2	0	0	0	0	0	0
at Boston College	3	0-1	0-0	0-0	0	0	0	0	0	0	0
at Wake Forest	6	1-2	1-2	0-0	0	1	1	1	0	0	3
LOUISVILLE	DNP										
CLEMSON											
NORTH CAROLINA											
at Georgia Tech											
at NC State											
NOTRE DAME											
VIRGINIA TECH											
at Louisville											
at Clemson											
*started											

CUFFE JR.'S CAREER STATISTICS (*from Kansas)

Year	TOTAL					3-PTS			REBOUNDS														
	G	GS	FG	FGA	Pct	3FG	3FGA	Pct	FT	FTA	Pct	O	D	Tot	Avg	PF	FO	A	TO	Blk	Stl	Pts	Avg
2022-23*	2	0	0	2	.000	0	0	.000	0	2	.000	1	0	1	0.5	0	0	0	0	0	0	0	0.0
2023-24	22	0	26	69	.377	12	37	.324	5	10	.500	7	18	25	1.1	32	1	10	14	5	12	69	3.1
Total	24	0	26	71	.366	12	37	.324	5	12	.417	8	18	26	1.1	32	1	10	14	5	12	69	2.9



MOUNIR HIMA

Center • 6-11 • 230 • Junior
Tillaberi, Niger • St. Benedict's H.S., N.J.
Duquesne

55

- He logged four points, three rebounds, one assist and one block at Georgetown.
- Hima has played in the six of his last eight outings.
- He produced a career-high seven blocks and season-best eight boards versus St. John's in the 2022-23 season.

HIMA 2023-24 SEASON HIGHS

Points: 4, at Georgetown
FG Made: 2, at Georgetown
FG Attempted: 2, at Georgetown
3-Point FGM: 0
3-Point FGA: 0
FT Made: 0
FT Attempted: 0
Rebounds: 3, at Georgetown
Off. Rebounds: 2, at Georgetown
Def. Rebounds: 1, at Boston College, FSU, at Georgetown
Assists: 1, at Georgetown
Steals: 0
Blocks: 1, at Boston College, FSU, at Georgetown
Minutes: 9, at Georgetown

HIMA CAREER HIGHS (*from Duquesne)

Points*: 9, St. Bonaventure, 2021-22
FG Made*: 3, St. Bonaventure, 2021-22
FG Attempted*: 6, vs. St. John's, 2022-23; at Rhode Island, 2021-22
3-Point FGM: 0
3-Point FGA: 0
FT Made*: 3, at St. Bonaventure, 2021-22
FT Attempted*: 4, at St. Bonaventure, 2021-22
Rebounds*: 10, Davidson, 2021-22
Off. Rebounds*: 3, five times
Def. Rebounds*: 7, Davidson, 2021-22
Assists*: 1, six times
Steals: 2, at Miami, at Louisville, 2022-23
Blocks: 7, vs. St. John's, 2022-23
Minutes*: 31, Davidson, 2021-22

HIMA MISCELLANEOUS

	SO	JR	TOTAL
Double-Doubles	---	---	---
10+ Points	---	---	---
20+ Points	---	---	---
5+ Rebounds	2	---	2
10+ Rebounds	---	---	---
5+ Assists	---	---	---
3+ 3-PT Field Goals	---	---	---
3+ Steals	---	---	---
3+ Blocks	4	---	4
Led Team in Points	---	---	---
Led Team in Rebounds	---	---	---
Led Team in Assists	---	---	---

2023-24 HIMA GAME-BY-GAME

Opponent	MP	FG	3PT	FT	REB	PF	A	T	B	S	TP
New Hampshire	DNP										
CANISIUS	DNP										
COLGATE	DNP										
vs. Tennessee	DNP										
vs. Gonzaga	3	0-0	0-0	0-0	0	0	0	0	0	0	0
vs. Chaminade	DNP										
LSU	DNP										
at Virginia	DNP										
CORNELL	DNP										
at Georgetown	9	2-2	0-0	0-0	3	1	1	0	1	0	4
vs. Oregon	DNP										
NIAGARA	3	0-0	0-0	0-0	0	0	0	0	0	0	0
PITTSBURGH	DNP										
at Duke	DNP										
BOSTON COLLEGE	4	0-0	0-0	0-0	0	0	0	0	0	0	0
at North Carolina	3	0-1	0-0	0-0	0	2	0	0	0	0	0
at Pittsburgh	1	0-0	0-0	0-0	0	0	0	0	0	0	0
MIAMI	DNP										
FLORIDA STATE	1	0-0	0-0	0-0	1	0	0	0	1	0	0
NC STATE	1	0-0	0-0	0-0	0	0	0	0	0	0	0
at Boston College	3	0-0	0-0	0-0	1	0	0	0	1	0	0
at Wake Forest	DNP										
LOUISVILLE	DNP										
CLEMSON											
NORTH CAROLINA											
at Georgia Tech											
at NC State											
NOTRE DAME											
VIRGINIA TECH											
at Louisville											
at Clemson											
*started											

HIMA vs. CLEMSON

DATE	MP	FG	3PT	FT	REB	PF	A	T	B	S	TP
2/22/2023	4	0-0	0-0	0-0	0	2	0	0	0	0	0
Total	4	0-0	0-0	0-0	0	2	0	0	0	0	0
1 game		.000	.000	.000	0.0						0.0

HIMA'S CAREER STATISTICS (*from Duquesne)

Year	TOTAL					3-PTS			REBOUNDS														
	G	GS	FG	FGA	Pct	3FG	3FGA	Pct	FT	FTA	Pct	O	D	Tot	Avg	PF	FO	A	TO	Blk	Stl	Pts	Avg
2021-22*	21	5	17	40	.425	0	0	.000	5	6	.833	22	36	58	2.8	35	0	1	11	21	4	39	1.9
2022-23	27	0	12	26	.462	0	0	.000	3	5	.600	19	28	47	1.7	38	0	4	6	26	7	27	1.0
2023-24	9	0	2	3	.667	0	0	.000	0	0	.000	2	3	5	0.6	3	0	1	0	3	0	4	0.4
Total	57	5	31	69	.449	0	0	.000	8	11	.727	43	67	110	1.9	76	0	6	17	50	11	70	1.2



NAHEEM MCLEOD

Center • 7-4 • 265 • Junior

Philadelphia, Pa. • Plymouth Whitemarsh, Pa.

Chipola College, Pa. • Florida State

10

- McLeod will miss the remainder of the season with a foot injury.
- He scored a season-best 13 points and had nine boards vs. Chaminade.
- He has averaged 1.93 blocks per game.
- McLeod tied his collegiate high in rebounds with nine against Canisius.
- McLeod has had four or more blocks in four games this season.

MCLEOD 2023-24 SEASON HIGHS

Points: 13, vs. Chaminade
FG Made: 6, vs. Chaminade
FG Attempted: 8, vs. Chaminade
3-Point FGM/FGA: 0
FT Made: 3, vs. Oregon
FT Attempted: 4, vs. Oregon, vs. Tennessee
Rebounds: 9, vs. Chaminade, Canisius
Off. Rebounds: 6, Canisius
Def. Rebounds: 4, vs. Oregon, vs. Chaminade
Assists: 1, Cornell
Steals: 1, Pitt, LSU, Canisius
Blocks: 5, Canisius
Minutes: 21, vs. Chaminade, vs. Tennessee

MCLEOD CAREER HIGHS (*from Florida State)

Points*: 16, Syracuse, 2022-23
FG Made*: 7, Syracuse, 2022-23; Va. Tech, 2021-22
FG Attempted*: 9, Syracuse, 2022-23
3-Point FGM/FGA: 0
FT Made*: 5, at Wake Forest, 2021-22
FT Attempted*: 6, at Wake Forest, 2021-22
Rebounds: 9, vs. Chaminade, Canisius, 2023-24; Mercer*, 2021-22
Off. Rebounds*: 6, Canisius, 2023-24; Duke, 2021-22
Def. Rebounds*: 8, Mercer, 2021-22
Assists*: 2, Mercer, 2021-22
Steals: 1, LSU, Canisius, 2023-24; at Wake Forest*, 2022-23; vs. LMU (CA)*, 2021-22
Blocks*: 6, Louisville, 2022-23
Minutes*: 31, Mercer, 2022-23

MCLEOD MISCELLANEOUS

	JR	TOTAL
Double-Doubles	---	---
10+ Points	1	1
20+ Points	---	---
5+ Rebounds	5	5
10+ Rebounds	---	---
5+ Assists	---	---
3+ 3-PT Field Goals	---	---
3+ Steals	---	---
3+ Blocks	6	6
Led Team in Points	---	---
Led Team in Rebounds	1	---
Led Team in Assists	---	---

2023-24 MCLEOD GAME-BY-GAME

Opponent	MP	FG	3PT	FT	REB	PF	A	T	B	S	TP
New Hampshire*	10	1-1	0-0	2-2	3	0	0	0	0	0	4
CANISIUS*	18	3-3	0-0	1-2	9	2	0	1	5	1	7
COLGATE*	19	1-1	0-0	0-0	3	1	0	0	3	0	2
vs. Tennessee*	21	0-0	0-0	1-4	3	0	0	0	4	0	1
vs. Gonzaga*	20	3-3	0-0	1-1	4	3	0	0	4	0	7
vs. Chaminade*	21	6-8	0-0	1-2	9	0	0	0	1	0	13
LSU*	19	2-7	0-0	2-2	6	1	0	1	3	1	6
at Virginia*	15	2-2	0-0	2-2	2	0	0	2	0	0	6
CORNELL*	12	1-2	0-0	1-2	4	0	1	0	0	0	3
at Georgetown*	4	0-0	0-0	0-0	1	0	0	0	0	0	0
vs. Oregon*	14	0-3	0-0	3-4	8	0	0	1	0	0	3
NIAGARA*	13	0-1	0-0	0-0	5	1	0	0	2	0	0
PITTSBURGH*	9	0-1	0-0	2-2	1	0	0	0	4	1	2
at Duke*	7	0-0	0-0	0-0	2	3	0	1	1	0	0
BOSTON COLLEGE	DNP										
at North Carolina	DNP										
at Pittsburgh	DNP										
MIAMI	DNP										
FLORIDA STATE	DNP										
NC STATE	DNP										
at Boston College	DNP										
at Wake Forest	DNP										
LOUISVILLE	DNP										
CLEMSON											
NORTH CAROLINA											
at Georgia Tech											
at NC State											
NOTRE DAME											
VIRGINIA TECH											
at Louisville											
at Clemson											
*started											

MCLEOD'S CAREER STATISTICS (*from Florida State)

	TOTAL					3-PTS			REBOUNDS														
Year	G	GS	FG	FGA	Pct	3FG	3FGA	Pct	FT	FTA	Pct	O	D	Tot	Avg	PF	FO	A	TO	Blk	Stl	Pts	Avg
2021-22*	21	5	17	40	.425	0	0	.000	5	6	.833	22	36	58	2.8	35	0	1	11	21	4	39	1.9
2022-23*	27	0	12	26	.462	0	0	.000	3	5	.600	19	28	47	1.7	38	0	4	6	26	7	27	1.0
2023-24	14	14	19	32	.594	0	0	.000	16	23	.696	30	30	60	4.3	11	0	1	6	27	3	54	3.9
Total	62	19	48	98	.489	0	0	.000	24	35	.686	71	94	165	2.7	84	0	6	23	74	14	120	1.9

3



JUDAH MINTZ

Guard • 6-4 • 185 • Sophomore

Fort Washington, Md. • Gonzaga College H.S., D.C.

Oak Hill Academy, Va.

- Mintz has drawn a squad-leading 137 fouls this season.
- Mintz just missed a triple-double against Miami when he produced a career-high 13 assists, 10 points and eight rebounds.
- He scored a career-best 33 points against LSU.
- Mintz had collegiate-highs in FTM (14) and FTA (18) against NC State.
- He has scored 20 or more points in 11-of-23 contests this season.

MINTZ 2023-24 SEASON HIGHS

Points: 33, LSU
FG Made: 9, FSU, LSU, vs. Gonzaga
FG Attempted: 17, at UNC
3-Point FGM: 5, Cornell
3-Point FGA: 7, at Boston College, Cornell
FT Made: 14, NC State
FT Attempted: 18, NC State
Rebounds: 9, at Pitt
Off. Rebounds: 2, Cornell, LSU
Def. Rebounds: 8, at Pitt
Assists: 13, Miami
Steals: 5, at Georgetown
Blocks: 1, at Georgetown, Cornell, Canisius
Minutes: 39, FSU, at Pitt, at Duke

MINTZ CAREER HIGHS

Points: 33, LSU, 2023-24
FG Made: 9, FSU, LSU, vs. Gonzaga, 2023-24
FG Attempted: 21, vs. Wake Forest (ACCT), 2022-23
3-Point FGM: 5, Cornell, 2023-24
3-Point FGA: 7, at Boston College, Cornell, 2023-24
FT Made: 14, NC State, 2023-24
FT Attempted: 18, NC State, 2023-24
Rebounds: 9, at Pitt, 2023-24
Off. Rebounds: 2, Cornell, LSU, 2023-24; vs. St. John's 2022-23
Def. Rebounds: 8, at Pitt, 2023-24
Assists: 13, Miami, 2023-24
Steals: 5, at Georgetown, 2023-24; Pitt, Georgetown, 2022-23
Blocks: 1, seven times
Minutes: 41, vs. St. John's 2022-23

MINTZ MISCELLANEOUS

	FR	SO	TOTAL
Double-Doubles	1	1	2
10+ Points	28	20	48
20+ Points	9	11	20
5+ Rebounds	3	3	6
10+ Rebounds	---	---	---
5+ Assists	17	10	27
3+ 3-PT Field Goals	1	1	2
3+ Steals	10	9	19
3+ Blocks	---	---	---
Led Team in Points	11	11	22
Led Team in Rebounds	---	1	1
Led Team in Assists	18	13	31

2023-24 MINTZ GAME-BY-GAME

Opponent	MP	FG	3PT	FT	REB	PF	A	T	B	S	TP
New Hampshire*	27	5-15	1-4	9-11	3	4	3	0	0	3	20
CANISIUS*	35	8-15	2-3	8-9	3	1	4	2	1	1	26
COLGATE*	33	6-15	0-3	11-14	3	1	8	3	0	3	23
vs. Tennessee*	26	4-14	1-2	6-10	3	4	2	4	0	1	15
vs. Gonzaga*	32	9-14	2-5	2-2	1	2	3	5	0	4	22
vs. Chaminade*	27	1-3	1-2	1-2	3	1	5	1	0	1	4
LSU*	38	9-16	2-2	13-15	5	0	4	3	0	2	33
at Virginia*	27	2-8	0-2	1-2	2	1	1	1	0	0	5
CORNELL*	28	8-16	5-7	7-10	4	4	2	1	1	0	28
at Georgetown*	33	6-12	0-2	13-15	3	5	3	4	1	5	25
vs. Oregon*	36	5-11	0-2	8-11	3	2	5	6	0	4	18
NIAGARA*	26	7-15	0-3	4-5	4	3	4	3	0	2	18
PITTSBURGH*	37	4-10	1-3	3-5	1	5	5	4	0	3	12
at Duke*	39	5-14	0-2	8-9	4	2	6	5	0	3	18
BOSTON COLLEGE	31	1-7	1-1	7-8	1	0	3	2	0	3	10
at North Carolina*	28	7-17	0-2	7-9	2	1	2	4	0	0	21
at Pittsburgh*	39	3-13	1-1	7-8	9	3	5	3	0	2	14
MIAMI*	36	3-11	0-2	4-5	8	0	13	2	0	2	10
FLORIDA STATE*	39	9-14	0-1	10-15	2	2	3	4	0	0	28
NC STATE*	38	3-9	0-1	14-18	4	3	9	5	0	4	20
at Boston College*	38	8-16	2-7	0-2	1	4	6	4	0	2	18
at Wake Forest*	33	5-9	1-2	2-5	1	3	6	3	0	2	13
LOUISVILLE*	30	6-12	0-2	9-15	2	0	4	2	0	2	21
CLEMSON											
NORTH CAROLINA											
at Georgia Tech											
at NC State											
NOTRE DAME											
VIRGINIA TECH											
at Louisville											
at Clemson											
*started											

MINTZ vs. CLEMSON

DATE	MP	FG	3PT	FT	REB	PF	A	T	B	S	TP
2/22/2023	37	8-15	4-4	3-5	4	2	1	3	0	0	23
Total	37	8-15	4-4	3-5	4	2	1	3	0	0	23
1 games		.533	1.000	.600	4.0						16.0

MINTZ'S CAREER STATISTICS

	TOTAL					3-PTS			REBOUNDS														
Year	G	GS	FG	FGA	Pct	3FG	3FGA	Pct	FT	FTA	Pct	O	D	Tot	Avg	PF	FO	A	TO	Blk	Stl	Pts	Avg
2022-23	32	32	181	409	.443	20	66	.303	139	185	.751	11	61	72	2.3	67	1	148	76	4	59	521	16.3
2023-24	23	22	124	286	.434	20	61	.328	154	205	.751	12	60	72	3.1	51	2	106	71	3	49	422	18.3
Total	55	54	305	695	.439	40	127	.315	293	390	.751	23	121	144	2.6	118	3	254	148	7	108	943	17.1

NCAA FREE THROWS ATTEMPTED

Includes games of 2/8/2024

Rank	Player	School	GP	FTA
1.	Zach Edey	Purdue	23	239
2.	Vonterius Woolbright	Western Caro.	24	214
3.	Tommy Bruner	Denver	25	212
4.	Judah Mintz	Syracuse	23	205
	Kezza Giffa	High Point	25	205
6.	PJ Haggerty	Tulsa	22	201
	Drew Pember	UNC Asheville	24	201
8.	Frankie Fidler	Omaha	25	194
9.	Xavier Johnson	Southern Ill.	24	193
10.	Kylen Milton	Ark.-Pine Bluff	20	189

ACC STEALS PER GAME

includes games of 2/8/2024

Rank	Player	School	GP	SPG
1.	Reece Beekman	Virginia	23	2.39
2.	Judah Mintz	Syracuse	23	2.13
3.	Maliq Brown	Syracuse	23	2.09
4.	Darin Green Jr.	Florida State	22	1.73
	Jamir Watkins	Florida State	22	1.73
6.	Markus Burton	Notre Dame	23	1.65
	Bensley Joseph	Miami	23	1.65
8.	Jaeden Zackery	Boston College	22	1.64
9.	Ryan Dunn	Virginia	23	1.61
10.	Kevin Miller	Wake Forest	22	1.55

NCAA FREE THROWS MADE

Includes games of 2/8/2024

Rank	Player	School	GP	FTM
1.	Kezza Giffa	High Point	25	179
2.	Xavier Johnson	Southern Ill.	24	174
	Drew Pember	UNC Asheville	24	174
4.	Tommy Bruner	Denver	25	173
5.	Zach Edey	Purdue	23	170
6.	Frankie Fidler	Omaha	25	167
7.	PJ Haggerty	Tulsa	22	162
8.	Judah Mintz	Syracuse	23	154
9.	Vonterius Woolbright	Western Caro.	24	152
10.	Jamarii Thomas	Norfolk State	23	145

ACC POINTS PER GAME

Includes games of 2/8/2024

Rank	Player	School	GP	PPG
1.	RJ Davis	North Carolina	23	21.30
2.	PJ Hall	Clemson	22	20.09
3.	Judah Mintz	Syracuse	23	18.35
4.	Blake Hinson	Pittsburgh	23	17.87
5.	Hunter Sallis	Wake Forest	22	17.86
6.	Norchad Omier	Miami	22	17.64
7.	Kyle Filipowski	Duke	22	17.27
8.	Kevin Miller	Wake Forest	22	16.55
9.	Quinten Post	Boston College	21	16.43
10.	Markus Burton	Notre Dame	23	16.17

SU SEASON FREE THROWS MADE PER GAME

Includes Louisville game | Min. 70% of games played in season

Rank	Player	Year	GP	FTM/G
1.	Greg Kohls	1971-72	28	7.93
2.	Charles Richards	1963-64	24	7.25
3.	Vincent Cohen	1956-57	25	6.84
4.	Judah Mintz	2023-24	23	6.70
5.	Dave Bing	1965-66	28	6.36
6.	Hakim Warrick	2004-05	34	6.21
7.	Vincent Cohen	1955-56	22	5.86
8.	John Wallace	1995-96	38	5.84
9.	Dave Bing	1964-65	23	5.82
10.	Bill Smith	1969-70	19	5.79

SU SEASON FREE THROW ATTEMPTS PER GAME

Includes Louisville game | Min. 70% of games played in season

Rank	Player	Year	GP	FTA/G
1.	Charles Richards	1963-64	24	9.88
2.	Vincent Cohen	1956-57	25	9.84
3.	Bill Smith	1970-71	26	9.54
4.	Bill Smith	1969-70	19	9.37
5.	Greg Kohls	1971-72	28	9.18
6.	Vincent Cohen	1955-56	22	9.14
7.	Hakim Warrick	2004-05	34	9.12
8.	Judah Mintz	2023-24	23	8.91
9.	Derrick Coleman	1989-90	33	7.97
10.	Hakim Warrick	2003-04	31	7.97



The Naismith Trophy is presented annually since 1969 to the most outstanding men's and women's basketball player who achieves tremendous on-court success. The Atlanta Tipoff Club administers the award and compiles the preseason watch list of 50 candidates, which includes Syracuse sophomore **Judah Mintz**.

The award was presented last season to Zach Edey of Purdue.

2024 NAISMITH AWARD WATCHLIST

Player	School
Max Abmas	Texas
Trey Alexander	Creighton
Armando Bacot	North Carolina
Oumar Ballo	Arizona
Reece Beekman	Virginia
Adem Bona	UCLA
Trevon Brazile	Arkansas
Johni Broome	Auburn
Boo Buie	Northwestern
Donovan Clingan	UConn
Isaiah Collier	USC
L.J. Cryer	Houston
Tristan da Silva	Colorado
RJ Davis	North Carolina
Johnell Davis	FAU
Tucker DeVries	Drake
Hunter Dickinson	Kansas
Zach Edey	Purdue
Justin Edwards	Kentucky
Boogie Ellis	USC
Kyle Filipowski	Duke
PJ Hall	Clemson
Dajuan Harris Jr.	Kansas
A.J. Hoggard	Michigan State
DaRon Holmes II	Dayton
Bryce Hopkins	Providence
Kam Jones	Marquette
Ryan Kalkbrenner	Creighton
Tyler Kolek	Marquette
Caleb Love	Arizona
Aidan Mahaney	Saint Mary's
Alijah Martin	FAU
Kevin McCullar Jr.	Kansas
Judah Mintz	Syracuse
Justin Moore	Villanova
Grant Nelson	Alabama
Ryan Nembhard	Gonzaga
Norchad Omier	Miami
Clifford Omoruyi	Rutgers
Nijel Pack	Miami
Tylor Perry	Kansas State
Tyrese Proctor	Duke
Terrence Shannon Jr.	Illinois
Jamal Shead	Houston
Tolu Smith	Mississippi State
Isaiah Stevens	Colorado State
Wade Taylor IV	Texas A&M
Santiago Vescovi	Tennessee
Tyson Walker	Michigan State
Jahmir Young	Maryland



The Basketball Hall of Fame Point Guard of the Year Award recognizes the top point guards in Division I men's college basketball. A national committee of top college basketball personnel determines the preseason watch list of 20 candidates, which includes Syracuse sophomore **Judah Mintz**.

The award in its 21st year was presented last season to Marquis Nowell of Kansas State.

2024 COUSY AWARD WATCHLIST

Player	School
Isaiah Stevens	Colorado State
Steven Ashworth	Creighton
Tyrese Proctor	Duke
Ryan Nembhard	Gonzaga
Jamal Shead	Houston
Dajuan Harris Jr.	Kansas
DJ Wagner	Kentucky
Tyler Kolek	Marquette
Jahmir Young	Maryland
Jahvon Quinerly	Memphis
Nijel Pack	Miami (Fla.)
R.J. Davis	North Carolina
Boo Buie	Northwestern
Ace Baldwin Jr.	Penn State
Judah Mintz	Syracuse
Zakai Zeigler	Tennessee
Max Abmas	Texas
Wade Taylor IV	Texas A&M
Tristen Newton	UConn
Isaiah Collier	USC
Jarace Walker	Houston
Cason Wallace	Kentucky
Tre White	USC
Cam Whitmore	Villanova



The John R. Wooden Award presented by Wendy's, founded in 1976, is given to the most outstanding player in men's college basketball. The Wooden Award Steering Committee determines the preseason watch list of 50 candidates, which includes Syracuse sophomore **Judah Mintz**.

The award was presented last season to Zach Edey of Purdue.

2024 WOODEN AWARD WATCHLIST

Player	School
Armando Bacot	North Carolina
Johni Broome	Auburn
L.J. Cryer	Houston
Johnell Davis	Florida Atlantic
RJ Davis	North Carolina
Hunter Dickinson	Kansas
Zach Edey	Purdue
Kyle Filipowski	Duke
PJ Hall	Clemson
DaRon Holmes II	Dayton
David Jones	Memphis
Dalton Knecht	Tennessee
Tyler Kolek	Marquette
Jaedon LeDee	San Diego State
Caleb Love	Arizona
Kevin McCullar Jr.	Kansas
Tristin Newton	Connecticut
Antonio Reeves	Kentucky
Baylor Scheierman	Creighton
K.J. Simpson	Colorado



WILLIAM PATTERSON

Center • 7-2 • 220 • Freshman
Brooklyn, N.Y. • Bishop Walsh, Md.
New Heights, N.Y. • Patrick School, N.J.

21

- Patterson blocked two shots in the exhibition win against St. Rose.

PATTERSON SEASON AND CAREER HIGHS

Points: 0
FG Made: 0
FG Attempted: 0
3-Point FGM: 0
3-Point FGA: 0
FT Made: 0
FT Attempted: 0
Rebounds: 0
Off. Rebounds: 0
Def. Rebounds: 0
Assists: 0
Steals: 0
Blocks: 0
Minutes: 0

PATTERSON MISCELLANEOUS

	FR	TOTAL
Double-Doubles	---	---
10+ Points	---	---
20+ Points	---	---
5+ Rebounds	---	---
10+ Rebounds	---	---
5+ Assists	---	---
3+ 3-PT Field Goals	---	---
2+ Steals	---	---
3+ Blocks	---	---
Led Team in Points	---	---
Led Team in Rebounds	---	---
Led Team in Assists	---	---

2023-24 PATTERSON GAME-BY-GAME

Opponent	MP	FG	3PT	FT	REB	PF	A	T	B	S	TP
New Hampshire	DNP										
CANISIUS	DNP										
COLGATE	DNP										
vs. Tennessee	DNP										
vs. Gonzaga	DNP										
vs. Chaminade	DNP										
LSU	DNP										
at Virginia	DNP										
CORNELL	DNP										
at Georgetown	DNP										
vs. Oregon	DNP										
NIAGARA	DNP										
PITTSBURGH	DNP										
at Duke	DNP										
BOSTON COLLEGE	DNP										
at North Carolina	DNP										
at Pittsburgh	DNP										
MIAMI	DNP										
FLORIDA STATE	DNP										
NC STATE	DNP										
at Boston College	DNP										
at Wake Forest	DNP										
LOUISVILLE	DNP										
CLEMSON											
NORTH CAROLINA											
at Georgia Tech											
at NC State											
NOTRE DAME											
VIRGINIA TECH											
at Louisville											
at Clemson											
*started											

PATTERSON'S CAREER STATISTICS

Year	TOTAL			3-PTS			REBOUNDS														
	G	GS	FG	FGA	Pct	3FG	3FGA	Pct	FT	FTA	Pct	O	D	Tot	Avg	PF	FO	A	TO	Blk	Stl
2023-24	0	0	0	0	.000	0	0	.000	0	0	.000	0	0	0	0.0	0	0	0	0	0	0
Total	0	0	0	0	.000	0	0	.000	0	0	.000	0	0	0	0.0	0	0	0	0	0	0

2



J.J. STARLING

Guard • 6-4 • 206 • Sophomore
Baldwinsville, N.Y. • La Lumiere School, Ind.
Notre Dame

- Starling has averaged 18.1 points over the last seven contests.
- He has made 20 of his 31 season 3-pointers in the most recent seven games.
- He scored a career-high 26 points in a win against NC State.
- Starling's four steals against #11/10 Gonzaga represented a career-high.
- He has averaged a squad-leading 34.5 minutes per game this season.

STARLING 2023-24 SEASON HIGHS

Points: 26, NC State
FG Made: 9, NC State
FG Attempted: 17, NC State
3-Point FGM: 6, Miami
3-Point FGA: 10, at Boston College, Miami
FT Made: 5, Louisville
FT Attempted: 5, Louisville, NC State, Canisius
Rebounds: 7, Colgate, Canisius
Off. Rebounds: 2, at Boston College, vs. Gonzaga, Canisius
Def. Rebounds: 5, Canisius, New Hampshire
Assists: 7, Canisius
Steals: 4, vs. Gonzaga
Blocks: 1, at Pitt, Cornell, vs. Chaminade, vs. Gonzaga
Minutes: 40, Louisville, NC State

STARLING CAREER HIGHS (*from Notre Dame)

Points: 26, NC State, 2023-24
FG Made*: 10, Bowling Green, 2022-23
FG Attempted: 17, NC State, 2023-24
3-Point FGM: 6, Miami, 2023-24
3-Point FGA: 10, at Boston College, Miami, 2023-24
FT Made*: 6, Boston U., 2022-23
FT Attempted*: 6, Boston U., 2022-23
Rebounds*: 8, Jacksonville, 2022-23
Off. Rebounds*: 3, Louisville, Jacksonville, 2022-23
Def. Rebounds*: 7, at NC State, 2022-23
Assists: 7, Canisius, 2023-24
Steals: 4, vs. Gonzaga, 2023-24
Blocks*: 2, Marquette, Michigan St., 2022-23
Minutes: 40, Louisville, NC State, 2023-24

STARLING MISCELLANEOUS

	SO	TOTAL
Double-Doubles	---	---
10+ Points	15	15
20+ Points	3	3
5+ Rebounds	7	7
10+ Rebounds	---	---
5+ Assists	3	3
3+ 3-PT Field Goals	4	4
3+ Steals	1	1
3+ Blocks	---	---
Led Team in Points	6	6
Led Team in Rebounds	2	---
Led Team in Assists	2	---

2023-24 STARLING GAME-BY-GAME

Opponent	MP	FG	3PT	FT	REB	PF	A	T	B	S	TP
New Hampshire*	35	3-13	0-4	4-4	5	2	2	0	0	1	10
CANISIUS*	36	8-15	0-2	1-5	7	1	7	3	0	0	17
COLGATE*	39	5-12	1-3	2-2	7	1	4	2	0	0	13
vs. Tennessee*	36	4-13	0-3	1-2	4	3	5	4	0	0	9
vs. Gonzaga*	34	6-15	0-3	3-3	6	0	1	1	1	4	15
vs. Chaminade*	31	6-9	0-1	0-0	5	1	5	2	1	0	12
LSU*	31	0-6	0-2	3-4	5	1	3	3	0	1	3
at Virginia*	32	6-12	2-3	2-2	0	2	2	2	0	1	16
CORNELL*	35	4-12	0-3	0-0	2	4	3	3	1	2	8
at Georgetown*	38	8-14	3-3	2-4	5	1	0	2	0	1	21
vs. Oregon*	30	6-9	2-3	0-0	0	0	2	2	0	0	14
NIAGARA*	36	3-9	1-5	0-0	3	1	1	2	0	1	7
PITTSBURGH*	36	4-9	1-3	0-0	1	1	3	1	0	2	9
at Duke*	35	4-9	1-3	0-0	3	1	0	3	0	0	9
BOSTON COLLEGE*	24	1-3	0-2	0-0	4	0	1	1	0	1	2
at North Carolina*	25	4-8	0-2	0-0	1	4	1	1	0	1	8
at Pittsburgh*	36	7-11	2-5	1-2	3	2	0	1	1	0	17
MIAMI*	35	8-13	6-10	0-0	3	0	1	1	0	0	22
FLORIDA STATE*	36	4-14	0-5	2-4	2	1	0	2	0	0	10
NC STATE*	40	9-17	4-9	4-5	4	1	0	0	0	2	26
at Boston College*	36	6-14	4-10	2-2	3	1	1	0	0	0	18
at Wake Forest*	38	6-10	2-4	1-1	1	1	1	1	0	1	15
LOUISVILLE*	40	6-13	2-9	5-5	0	2	2	1	0	1	19
CLEMSON											
NORTH CAROLINA											
at Georgia Tech											
at NC State											
NOTRE DAME											
VIRGINIA TECH											
at Louisville											
at Clemson											

*started

STARLING'S CAREER STATISTICS (*from Notre Dame)

	TOTAL					3-PTS			REBOUNDS														
Year	G	GS	FG	FGA	Pct	3FG	3FGA	Pct	FT	FTA	Pct	O	D	Tot	Avg	PF	FO	A	TO	Blk	Stl	Pts	Avg
2022-23*	28	24	125	297	.421	26	87	.299	37	58	.638	15	64	79	2.8	54	0	32	41	7	20	313	11.2
2023-24	23	23	118	260	.454	31	97	.320	33	45	.733	17	57	74	3.2	31	0	45	38	4	19	300	13.0
Total	51	47	243	557	.436	57	184	.310	70	103	.680	32	121	153	3.0	85	0	77	79	11	39	613	12.0



JUSTIN TAYLOR

Guard • 6-6 • 218 • Sophomore
Charlottesville, Va. • Saint Anne's-Belfield, Va.
IMG Academy

- He has grabbed at least three rebounds in 17-of-23 games this season.
- Taylor achieved his first career double-double with 14 points and 10 rebounds against Chaminade.
- He scored 15 points and tallied a personal-best six assists versus Cornell.
- Taylor tallied 10 points, all in the second half, at Wake Forest.

TAYLOR 2023-24 SEASON HIGHS

Points: 15, Cornell
FG Made: 6, Cornell
FG Attempted: 14, vs. Chaminade
3-Point FGM: 3, Niagara, Cornell, vs. Chaminade
3-Point FGA: 9, vs. Chaminade
FT Made: 2, FSU, Pitt, New Hampshire
FT Attempted: 3, at Duke, New Hampshire
Rebounds: 10, vs. Chaminade
Off. Rebounds: 2, Miami
Def. Rebounds: 9, vs. Chaminade
Assists: 6, Cornell
Steals: 2, FSU, vs. Tennessee, New Hampshire
Blocks: 1, NC State, at Pitt, at Duke, Niagara, Cornell, LSU, New Hampshire
Minutes: 38, Canisius

TAYLOR CAREER HIGHS

Points: 25, Bryant, 2022-23
FG Made: 6, Cornell, 2023-24; Bryant, 2022-23
FG Attempted: 14, vs. Chaminade, 2023-24
3-Point FGM: 4, at Virginia Tech, 2022-23
3-Point FGA: 9, vs. Chaminade, 2023-24
FT Made: 10, Bryant, 2022-23
FT Attempted: 13, Bryant, 2022-23
Rebounds: 10, vs. Chaminade, 2023-24
Off. Rebounds: 2, Miami, 2023-24
Def. Rebounds: 9, vs. Chaminade, 2023-24
Assists: 6, Cornell, 2023-24
Steals: 3, Lehigh, 2022-23
Blocks: 1, 13 times
Minutes: 38, Canisius, 2023-24

TAYLOR MISCELLANEOUS

	FR	SO	TOTAL
Double-Doubles	---	1	1
10+ Points	3	6	9
20+ Points	1	---	1
5+ Rebounds	2	11	13
10+ Rebounds	---	1	1
5+ Assists	---	2	2
3+ 3-PT Field Goals	3	3	6
3+ Steals	1	---	1
3+ Blocks	---	---	---
Led Team in Points	1	---	1
Led Team in Rebounds	---	3	3
Led Team in Assists	1	4	5

2023-24 TAYLOR GAME-BY-GAME

Opponent	MP	FG	3PT	FT	REB	PF	A	T	B	S	TP
New Hampshire*	29	5-9	2-3	2-3	6	3	3	4	1	2	14
CANISIUS*	38	5-10	2-6	1-1	7	1	2	0	0	1	13
COLGATE*	28	2-7	2-5	0-0	6	0	0	0	0	1	6
vs. Tennessee*	28	0-4	0-3	0-0	7	1	0	1	0	2	0
vs. Gonzaga*	26	0-5	0-3	0-0	0	1	1	1	0	0	0
vs. Chaminade*	28	5-14	3-9	1-1	10	1	1	1	0	1	14
LSU*	26	2-8	2-5	0-0	7	2	5	2	1	0	6
at Virginia*	28	1-6	1-6	0-0	5	2	3	3	0	0	3
CORNELL*	35	6-12	3-8	0-0	8	2	6	0	1	1	15
at Georgetown*	29	1-7	1-3	0-0	6	2	0	1	0	1	3
vs. Oregon*	18	1-3	1-3	1-2	4	3	0	1	0	0	4
NIAGARA*	28	4-8	3-4	0-0	3	1	0	0	1	1	11
PITTSBURGH*	15	0-1	0-1	2-2	3	0	0	1	0	1	2
at Duke*	22	0-2	0-1	1-3	4	1	1	0	1	0	1
BOSTON COLLEGE*	29	3-11	1-5	0-0	7	0	1	2	0	1	7
at North Carolina*	26	0-3	0-1	0-0	4	1	0	1	0	0	0
at Pittsburgh*	18	2-4	2-2	0-0	5	2	0	0	1	0	6
MIAMI*	14	1-5	0-4	0-0	2	0	1	0	0	0	2
FLORIDA STATE*	12	0-1	0-0	2-2	2	3	0	1	0	2	2
NC STATE*	15	0-1	0-0	0-0	2	0	0	0	1	1	0
at Boston College*	15	1-2	0-0	0-0	3	0	0	1	0	0	2
at Wake Forest*	14	4-10	2-7	0-0	0	1	0	0	0	1	10
LOUISVILLE*	24	1-1	0-0	0-0	1	2	1	1	0	0	2
CLEMSON											
NORTH CAROLINA											
at Georgia Tech											
at NC State											
NOTRE DAME											
VIRGINIA TECH											
at Louisville											
at Clemson											
*started											

TAYLOR vs. CLEMSON

DATE	MP	FG	3PT	FT	REB	PF	A	T	B	S	TP
1/3/2023	11	1-2	0-1	0-0	1	0	0	0	1	0	2
Total	11	1-2	0-1	0-0	1	0	0	0	1	0	2
1 games		.500	.000	.000	1.0						2.0

TAYLOR'S CAREER STATISTICS

	TOTAL					3-PTS			REBOUNDS														
Year	G	GS	FG	FGA	Pct	3FG	3FGA	Pct	FT	FTA	Pct	O	D	Tot	Avg	PF	FO	A	TO	Blk	Stl	Pts	Avg
2022-23	29	2	41	107	.383	24	61	.393	16	21	.762	6	46	52	1.8	26	1	19	7	6	17	122	4.2
2023-24	23	23	44	134	.328	25	79	.316	10	14	.714	8	94	102	4.4	29	0	25	21	7	16	123	5.3
Total	52	25	85	241	.353	49	140	.350	26	35	.743	14	140	154	3.0	55	1	44	28	13	33	245	4.7

2023-24 RECORD BREAKDOWN

Record	Overall	ACC	ACCT	NCAA
SU overall	15-8	6-6		
SU at home	11-1	5-1		
SU on the road	2-5	1-5		
SU at neutral sites	2-2			
SU in overtime				
After a loss	6-2	5-1		
SU scores first	10-2	5-2		
Opponent scores first	5-6	1-4		
Halftime	Overall	ACC	ACCT	NCAA
SU led at the half	12-1	4-1		
SU trailed at the half	3-7	2-5		
Tied at the half				
Rebounding	Overall	ACC	ACCT	NCAA
SU outrebounded Opp.	9-2	1-2		
SU was outrebounded	5-6	5-4		
Rebounds were equal	1-0			
SU 36-or-more rebounds	12-1	4-1		
SU 35-or-less rebounds	3-7	2-5		
SU 21-or-more def rebounds	14-4	4-3		
SU 20-or-less def. rebounds	1-4	2-3		
SU 11-or-more off. rebounds	7-0	1-0		
SU 10-or-less off. rebounds	8-8	5-6		
Field Goal Percentage	Overall	ACC	ACCT	NCAA
SU shot 60-70% FG	1-0	1-0		
SU shot 50-60% FG	4-0			
SU shot 40-50% FG	7-5	3-5		
SU shot 30-40% FG	3-3	2-1		
Opp. shot 60-70% FG	0-2	0-2		
Opp. shot 50-60% FG	1-2	1-2		
Opp. shot 40-50% FG	7-4	2-2		
Opp. shot 30-40% FG	7-0	3-0		
SU outshot Opp. FG%	12-0	4-0		
Opp. outshot SU FG%	3-8	2-6		
FG% was equal				
3-Point FG	Overall	ACC	ACCT	NCAA
SU 10-or-more 3-pointers	6-0	3-0		
SU 9-or-less 3-pointers	9-8	3-6		
SU made more 3-pointers	6-1	2-0		
Opp. made more 3-pointers	7-7	4-6		
3-pointers made were equal	2-0			
Free Throw Percentage	Overall	ACC	ACCT	NCAA
SU outshot Opp. FT%	10-1	3-0		
Opp. outshot SU FT%	5-7	3-6		
FT% was equal				
SU shot more FT	12-2	6-1		
Opp. shot more FT	3-6	0-5		
Free throws shot were equal				
Scoring	Overall	ACC	ACCT	NCAA
SU scored 100-109	1-0			
SU scored 90-99 pts.	1-0	1-0		
SU scored 80-89 pts.	8-0	1-0		
SU scored 70-79 pts.	3-2	2-2		
SU scored 60-69 pts.	2-4	2-4		
SU scored 50-59 pts.	0-2			
SU scored 40-49 pts.				
Opp scored 100-109 pts.	0-1	0-1		
Opp. scored 90-99 pts.	1-1	1-1		
Opp. scored 80-89 pts.	0-4	0-4		
Opp. scored 70-79 pts.	6-2	1-0		
Opp. scored 60-69 pts.	4-0	2-0		
Opp. scored 50-59 pts.	4-0	2-0		
Opp. scored 40-49 pts.				
By Uniform	Overall	ACC	ACCT	NCAA
White	11-2	5-1		
Orange	4-6	1-5		

Turnovers	Overall	ACC	ACCT	NCAA
SU 10-or-less turnovers	9-1	5-1		
SU 11-20 turnovers	6-7	1-5		
Opp. 10-or-less turnovers	1-2	1-2		
Opp. 11-20 turnovers	13-5	4-3		
Opp 21-or-more turnovers	1-1	1-1		
SU Players' Scoring	Overall	ACC	ACCT	NCAA
Seven in double digits	1-0			
Six in double digits	1-0			
Five in double digits	3-0	2-0		
Four in double digits	5-1	2-1		
Three in double digits	5-2	2-2		
Two in double digits	1-5	0-3		
One in double digits				
None in double digits				
Two with 20-or-more points	4-0	1-0		
One with 20-or-more points	7-4	4-3		
One with 30-or-more points	2-0	1-0		
By Month	Overall	ACC	ACCT	NCAA
November	5-2			
December	5-1	1-1		
January	4-4	4-4		
February	1-1	1-1		
March				
By Day	Overall	ACC	ACCT	NCAA
Monday	1-1			
Tuesday	4-4	1-3		
Wednesday	4-0	2-0		
Thursday	1-0			
Friday				
Saturday	4-3	3-3		
Sunday	1-0			
By Live Television	Overall	ACC	ACCT	NCAA
ABC				
ESPN	1-2	1-2		
ESPN2	2-4	1-2		
ESPNU	1-0	1-0		
ACC Network	5-1	3-1		
ACC Network Extra	3-0			
CBS Sports Network	1-0			
CW	1-1	0-1		
Fox	1-0			
By Conference				Overall
America East (New Hampshire)				1-0
Atlantic Coast Conference (at Virginia, Pittsburgh, at Duke, Boston College, at North Carolina, at Pittsburgh, Miami, Florida State, NC State, at Boston College, at Wake Forest Louisville)				6-6
BIG EAST (Georgetown)				1-0
Ivy League (Cornell)				1-0
Metro Atlantic Athletic (Canisius, Niagara)				2-0
PAC-12 (Oregon)				1-0
Pacific West (Chaminade)				1-0
Patriot League (Colgate)				1-0
Southeastern Conference (LSU, Tennessee)				1-1
West Coast Conference (Gonzaga)				0-1
Games Decided By . . .	Overall	ACC	ACCT	NCAA
1-5 points	3-1	2-1		
6-10 points	2-0	2-0		
11-15 points	7-0	2-0		
16 or more points	3-7	0-5		
By Starting Lineup	Overall	ACC	ACCT	NCAA
Mintz, Starling, Brown, Bell, Taylor	4-4	4-4		
Copeland, Starling, Brown, Bell, Taylor	1-0	1-0		
Mintz, Starling, McLeod, Bell, Taylor	10-4	1-2		

TEAM HIGHS AND LOWS

Syracuse Highs

Points	105	vs. Chaminade
Points – First Half	52	vs. Chaminade
Points – Second Half	53	vs. Chaminade
Field Goals Made	44	vs. Chaminade
Field Goal Attempts	78	vs. Chaminade
Field Goal %	.608 (31-51)	Louisville
3-Point FG Made	13	Cornell
3-Point FG Attempts	32	Colgate
	32	Cornell
3-Point FG %	.588 (10-of-17)	at Pittsburgh
Free Throws Made	24	Pittsburgh
Free Throws Attempted	32	NC State
Free Throw %	.826 (19-of-23)	LSU
Offensive Rebounds	17	LSU
Defensive Rebounds	40	vs. Chaminade
Rebounds	55	vs. Chaminade
Assists	23	vs. Chaminade
Steals	17	Boston College
Blocked Shots	9	Cornell
Turnovers	19	vs. Oregon
Fouls	22	at Wake Forest

Opponent Highs

Points	103	at North Carolina
Points – First Half	52	at North Carolina
Points – Second Half	57	at Wake Forest
Field Goals Made	37	at North Carolina
Field Goal Attempts	77	at North Carolina
Field Goal %	.660 (35-of-53)	at Virginia
3-Point FG Made	12	at Wake Forest
3-Point FG Attempts	33	Cornell
3-Point FG %	.632 (12-of-19)	at Virginia
Free Throws Made	22	at North Carolina
Free Throws Attempted	27	vs. Tennessee
	27	at North Carolina
Free Throw %	.933 (14-of-15)	Niagara
Offensive Rebounds	19	at North Carolina
Defensive Rebounds	35	vs. Tennessee
Rebounds	53	at North Carolina
Assists	21	at Virginia
Steals	13	at North Carolina
Blocked Shots	8	at Pittsburgh
Turnovers	22	Boston College
Fouls	24	Florida State

Syracuse Lows

Points	56	vs. Tennessee
Points – First Half	24	at Virginia
Points – Second Half	31	vs. Tennessee
Field Goals Made	21	vs. Tennessee
Field Goal Attempts	52	Florida State
Field Goal %	.350 (21-of-60)	Colgate
3-Point FG Made	1	Florida State
3-Point FG Attempts	13	vs. Oregon
3-Point FG %	.071 (1-of-14)	Florida State
Free Throws Made	5	vs. Chaminade
Free Throws Attempted	7	vs. Chaminade
Free Throw %	.471 (8-of-17)	vs. Tennessee
Offensive Rebounds	2	Louisville
Defensive Rebounds	16	at Wake Forest
Rebounds	21	Louisville
Assists	6	vs. Gonzaga
Steals	5	at Pittsburgh
Blocked Shots	1	Miami
	1	at Wake Forest
Turnovers	7	Colgate
Fouls	7	Boston College

Opponent Lows

Points	56	vs. Chaminade
Points – First Half	18	vs. Chaminade
Points – Second Half	29	Colgate
	29	LSU
Field Goals Made	21	vs. Chaminade
Field Goal Attempts	55	at Virginia
Field Goal %	.300 (21-70)	vs. Chaminade
3-Point FG Made	4	vs. Oregon
3-Point FG Attempts	14	vs. Tennessee
3-Point FG %	.091 (2-of-22)	LSU
Free Throws Made	3	Boston College
	3	Miami
Free Throws Attempted	4	Boston College
Free Throw %	.294 (5-of-17)	Canisius
Offensive Rebounds	5	at Duke
	5	at Wake Forest
Defensive Rebounds	20	vs. Chaminade
Rebounds	30	vs. Chaminade
	30	at Duke
Assists	8	LSU
Steals	2	at Boston College
Blocked Shots	1	New Hampshire
	1	Canisius
	1	Cornell
Turnovers	10	at Virginia
	10	at Pittsburgh
Fouls	7	Niagara

SYRACUSE INDIVIDUAL HIGHS

Games Played:

23 Bell, Brown, Copeland, Cuffe Jr., Mintz, Starling, Taylor

Games Started:

23 Bell, Starling, Taylor

Points in a Half:

19 Mintz (2nd), Canisius

Game Points:

33 Mintz, LSU

Minutes Played:

39 Starling (2), Colgate, NC State; Mintz at Duke;

Game FG Attempted:

19 Bell, Colgate

Game FG Made:

11 Bell, Louisville; Brown at Duke

Game FG Percentage (min. 6 made)

1.000 (6-6) - Brown, Niagara

Game FT Attempted:

18 Mintz, NC State

Game FT Made:

14 Mintz, NC State

Game FT Percentage (min. 7 made):

.889 (8-9) - Mintz (2), Canisius, at Duke

Game 3 pt. FG Attempted:

14 Bell, Colgate

Game 3 pt. FG Made:

8 Bell, Louisville

Game 3 pt. FG Percentage (min. 3 made)

1.000 (3-3) - Starling, at Georgetown

Game Rebounds:

13 Copeland, New Hampshire

Game Assists:

13 Mintz, Miami

Game Steals:

5 Brown, Louisville; Mintz at Georgetown

Blocked Shots:

6 Brown, Louisville

Turnovers

6 Mintz vs. Oregon; Copeland at North Carolina

Game Fouls:

5 Brown at Wake Forest; Copeland at Wake Forest; Cuffe Jr.,
New Hampshire; Mintz, Pittsburgh;

Led SU in Scoring:

Mintz (11 ¹ tied), Starling (6 ¹ tied), Bell (5), Brown (1), Copeland (1)

Double-Figure Scoring Games:

Mintz (21), Starling (15), Bell (13), Brown (10), Copeland (10),
Taylor (5), Williams (2), Cuffe (1), McLeod (1)

20-29-point Games:

Mintz (10), Bell (3), Starling (3), Brown (1), Copeland (1)

30-39-point Games:

Bell (1), Mintz (1)

Scored First:

McLeod (7), Bell (4), Mintz (4), Starling (3), Taylor (3), Brown (2)

Led SU in Rebounding:

Brown (12 ² tied), Copeland (5 ¹ tied), Taylor (3), Starling (2), McLeod
(1), Mintz (1), Williams (1 ¹ tied)

Double-Figure Rebounding Games:

Brown (4), Copeland (1), Taylor (1)

Double-Doubles:

Brown (3), Copeland (1), Mintz (1), Taylor (1)

Led SU in Assists:

Mintz (13 ³ tied), Copeland (7 ³ tied), Taylor (4 ¹ tied), , Brown (2 ²
tied)Starling (2)

Double-Figure Assist Games:

Mintz (1)

Largest Lead:

51, (105-54) vs. Chaminade

Largest Margin of Victory:

49, (105-56) vs. Chaminade

Largest Deficit:

39 (90-51), at North Carolina

Largest Margin of Defeat:

36 (103-67) at North Carolina

Deficit Overcome in a Win:

24 (54-30), Colgate

Largest Lead in a Loss:

9 (20-11) at Boston College

Largest Halftime Lead:

33 (52-18) vs. Chaminade

Largest Halftime Deficit:

22 (52-30) at North Carolina

GAME BY GAME STATISTICS

Opponent	Score	TOTAL		3-PTS		FT-FTA	Pct	REBOUNDS		PF	A	TO	Blk	Stl
		FG-FGA	Pct	3FG-FGA	Pct			Off-Def	Tot					
Syracuse	W, 83-72	28-67	.418	5-21	.238	22-27	.815	14-33	47	17	13	11	2	13
New Hampshire		25-68	.368	8-31	.258	14-19	.737	14-27	41	22	15	16	1	6
Syracuse	W, 89-77	35-65	.538	7-19	.368	12-19	.632	13-24	37	11	16	10	7	7
Canisius		31-64	.484	10-22	.455	5-17	.294	16-21	37	19	10	12	1	5
Syracuse	W, 79-75	27-67	.403	9-32	.281	16-20	.800	8-24	32	11	13	7	5	10
Colgate		29-60	.483	9-24	.375	8-13	.615	10-34	44	16	15	19	2	5
Syracuse	L, 56-73	21-60	.350	6-20	.300	8-17	.471	6-27	33	21	9	15	6	7
vs. Tennessee		24-60	.400	5-14	.357	20-27	.741	13-35	48	12	14	16	6	8
Syracuse	L, 57-76	23-64	.359	3-24	.125	8-10	.800	10-18	28	16	6	13	5	11
vs. Gonzaga		30-64	.469	7-20	.350	9-12	.750	17-31	48	14	17	18	2	8
Syracuse	W, 105-56	44-78	.564	12-30	.400	5-7	.714	15-40	55	9	23	10	5	7
vs. Chaminade		21-70	.300	7-31	.226	7-8	.875	10-20	30	9	12	13	3	4
Syracuse	W, 80-57	25-63	.397	11-21	.524	19-23	.826	17-26	43	13	16	15	8	9
LSU		24-61	.393	2-22	.091	7-10	.700	13-23	36	19	8	19	2	9
Syracuse	L, 62-84	22-54	.407	5-20	.250	13-19	.684	10-17	27	14	10	14	2	6
at Virginia		30-55	.545	12-21	.571	12-15	.800	8-25	33	13	21	10	4	8
Syracuse	W, 81-70	29-68	.426	13-32	.406	10-14	.714	13-32	45	17	16	12	9	9
Cornell		26-65	.400	9-33	.273	9-17	.529	13-29	42	16	18	15	1	7
Syracuse	W, 80-68	29-54	.537	5-11	.455	17-23	.739	11-24	35	20	7	14	4	12
at Georgetown		25-59	.424	5-26	.192	13-20	.650	14-19	33	17	13	14	4	8
Syracuse	W, 83-63	30-53	.566	5-12	.417	18-25	.720	7-29	36	17	16	19	2	11
vs. Oregon		22-61	.361	4-27	.148	15-22	.682	12-19	31	19	9	19	3	9
Syracuse	W, 83-71	33-68	.485	8-22	.364	9-13	.692	8-29	37	16	22	8	7	8
Niagara		25-61	.410	7-19	.368	14-15	.933	7-29	36	7	11	13	2	6
Syracuse	W, 81-73	27-57	.474	3-17	.176	24-30	.800	9-31	40	21	16	13	6	12
Pittsburgh		26-62	.419	10-25	.400	11-24	.458	14-25	39	19	12	15	3	5
Syracuse	L, 66-86	24-55	.436	4-16	.250	14-17	.824	6-25	31	18	14	17	3	7
at Duke		31-59	.525	8-17	.471	16-18	.889	5-25	.30	13	19	11	5	11
Syracuse	W, 69-59	23-61	.377	6-21	.286	17-23	.730	10-26	36	7	14	8	7	17
Boston College		24-62	.387	8-29	.276	3-4	.750	13-29	42	18	11	22	7	4
Syracuse	L, 67-103	23-63	.365	4-19	.211	17-21	.810	7-23	30	18	8	17	4	7
at North Carolina		37-77	.481	7-26	.269	22-27	.815	19-34	53	15	16	14	4	13
Syracuse	W, 69-58	25-53	.472	10-17	.588	9-13	.692	6-30	36	18	13	9	3	5
at Pittsburgh		23-65	.354	5-26	.192	7-11	.636	15-25	40	16	11	10	8	3
Syracuse	W, 72-69	25-63	.397	12-32	.375	10-15	.667	12-25	37	9	19	8	1	7
Miami		29-59	.492	8-23	.348	3-5	.600	6-28	34	12	10	12	2	3
Syracuse	W, 69-85	23-52	.442	1-14	.071	22-33	.667	9-29	38	19	7	16	6	5
Florida State		32-65	.492	6-17	.353	15-20	.750	8-27	35	24	15	9	1	10
Syracuse	W, 77-65	25-56	.446	7-18	.389	20-32	.625	9-31	40	13	15	9	4	10
NC State		24-67	.358	8-25	.320	9-11	.818	14-27	41	23	14	14	2	4
Syracuse	L, 75-80	30-64	.469	8-23	.348	7-14	.500	9-18	27	19	17	11	2	12
at Boston College		30-50	.600	10-20	.500	10-17	.588	7-30	37	15	16	21	3	2
Syracuse	L, 70-99	25-62	.403	7-27	.259	13-19	.684	7-16	23	22	12	10	1	8
at Wake Forest		35-53	.660	12-19	.632	17-24	.708	5-31	36	17	16	14	2	5
Syracuse	W, 94-92	31-51	.608	10-22	.455	22-33	.667	2-19	21	13	20	10	7	11
Louisville		35-65	.538	11-25	.440	11-15	.733	14-26	40	20	15	17	2	6
SYRACUSE TOTALS		627-1,398	.448	161-490	.329	332-467	.711	218-596	814	359-5	322	276	106	211
OPPONENT TOTALS		638-1,432	.446	178-542	.328	257-371	.693	267-619	886	375-7	318	343	70	149

THE LAST TIME THAT -- INDIVIDUAL

Syracuse Individual

Scored 40 or more points:	Andrew White III, 40, Ga. Tech, 3/4/2017
Scored 40 or more points (OT):	John Gillon, 43, at NC State, 2/1/2017
Scored 30 or more points:	Chris Bell, 30, Louisville, 2/7/2024
Scored 30 or more points (OT):	Joseph Girard, 31, vs. Richmond, 11/21/2022
Made 15 FGs:	Lawrence Moten, 15 at Villanova, 2/14/1995
Made 11 FGs:	Chris Bell, 11, Louisville, 2/7/2024
Made 10 FGs (OT):	Joseph Girard III, 12 vs. Richmond, 11/21/2022
Made 9 3PT FGs:	Trevor Cooney, 9, Notre Dame, 1/30/2012
Made 9 3PT FGs (OT):	John Gillon, 9, at NC State, 2/1/2017
Made 8 3PT FGs:	Chris Bell, 8, Louisville, 2/7/2024
Made 7 3PT FGs:	Joe Girard III, 7 at Miami, 1/5/2022
Made 7 3PT FGs (OT):	Cole Swider, 7 at N. Carolina, 2/28/2022
7 players made a 3PT FG	at Pittsburgh, 1/16/2024: Chris Bell, Quadir Copeland, Kyle Cuffe, Judah Mintz, Justin Taylor, JJ Starling and Benny Williams
Made 17+ FTs:	Hakim Warrick, 18 vs. Rhode Island, 11/30/2003
Made 15+ FTs:	Oshae Brissett, 16, Buffalo, 12/19/2017
Made 15+ FTs (OT):	Jonny Flynn, 16 vs. Conn. (BET), 3/12/2009
Made 10+ FTs:	Judah Mintz, 14, NC State, 1/27/2024
Made 10+ FTs (OT):	Tyus Battle, 10 at Florida State, 1/13/2018
Had 30+ rebounds:	Frank Reddout, 34 vs. Temple, 2/9/1952
Had 25+ rebounds:	Dave Bing, 25 vs Cornell, 2/8/1966
Had 20+ rebounds:	Jesse Edwards, 20, Wake Forest, 3/4/2023
Had 15+ rebounds:	Jesse Edwards, 15, Notre Dame, 1/14/2023
Had 15+ rebounds (OT)	Paschal Chukwu, 18 at Duke, 1/14/2019
Had 12+ offensive rebounds:	Tyler Roberson, at Duke, 1/18/2016
Had 10+ offensive rebounds:	Cole Swider, vs. Villanova, 12/7/2021
Had 15+ defensive rebounds:	Rick Jackson, Providence, 12/28/2010
Had 10+ defensive rebounds:	Quadir Copeland, 10, New Hampshire, 11/6/2023
Had 15+ assists:	Michael Carter-Williams, 16, Monmouth, 12/8/2012
Had 13+ assists:	Judah Mintz, 13, Miami, 1/0/2024
Had 10+ assists (OT):	Kaleb Joseph, 12/20/2014 at Villanova
Had consecutive 10+ assist games:	John Gillon (11, Miami, 1/4/2017; 11, Pittsburgh, 1/7/2017)
Had 8+ blocks:	Paschal Chukwu, 8, Buffalo, 12/19/2017
Had 5+ blocks	Maliq Brown, 6, Louisville, 2/7/2024
Had 5+ blocks (OT):	Mounir Hima, 7, vs. St. John's, 11/22/2022
Had 10 steals:	Todd Burgan vs. Colgate, 12/30/1997
Had 8+ steals:	DeShaun Williams, 9 vs. B.C., 3/3/2002
Had 6+ steals:	Kadary Richmond, at Clemson, 2/6/2021
Had 5+ steals:	Maliq Brown, 5, Louisville, 2/7/2024
Had 5+ steals (OT):	Buddy Boeheim, Indiana 11/30/2021
Played 60+ minutes:	Jonny Flynn (67), Eric Devendorf (61) vs. Connecticut (BET), 3/12/2009
Played 50+ minutes:	Buddy Boeheim (50), vs. Indiana (2OT), 11/30/2021
Played 40+ minutes:	Benny Williams (45) vs. St. John's, 11/22/2022
Played 40 minutes	Jesse Edwards, Wake Forest, 3/4/2023
Three players had a double-double	Marek Dolezaj (20-10 assists), Alan Griffin (17-13 reb.), Quincy Guerrier (15-13 reb.), Bryant, 11/27/2020
Three players had a double-double (pts-rebs):	Donte Greene (19-13), Arinze Onuaku (17-14), Kristof Ongenaet (10-11 at Seton Hall, 3/5/2008
Two players had a double-double:	Judah Mintz (10 pts.-13 assists), Maliq Brown (10 pts.-11 rebs.) Miami, 1/20/2024
Two players had a double-double (OT):	Jimmy Boeheim (20 pts.-10 rebs.), Cole Swider (28 pts.-12 rebs.), Georgia Tech, 2/21/2022
Had a double-double (pts-rebs):	Maliq Brown (10 pts.-11 rebs.), Miami, 1/20/2024

Had a double-double (OT)	Benny Williams (11 pts.-10 rebs.) vs. St. John's, 11/22/2022
Had a double-double (pts-assists):	Judah Mintz (10 pts.-13 assists), Miami, 1/20/2024
Had a double-double OT (pts-assists):	Kaleb Joseph (10-10) at Villanova, 12/20/2014
Had a double-double (pts-blocks):	Fab Melo, (12-10) vs. Seton Hall, 12/28/2011
Had a triple-double:	Allen Griffin, (14-11-10) vs. Pittsburgh, 2/27/2001
Three players disqualified:	Wake Forest, 2/8/2020; Marek Dolezaj, Quincy Guerrier, Bourama Sidibe
Two players had 30 points:	at Pittsburgh, 2/11/1972; Greg Kohls (34), Mike Lee (32)
Four players had 20 points:	Massachusetts, 11/28/2007: Eric Devendorf (23), Jonny Flynn (20), Donte Greene (20), Arinze Onuaku (20)
Four players had 20 points (OT):	vs. Connecticut (BET), 3/12/2009: Jonny Flynn (34), Paul Harris (29), Eric Devendorf (22), Andy Rautins (20)
Three players had 20 points:	at Miami, 1/5/2022, Joe Girard III (26), Jesse Edwards (22), Cole Swider (20)
Three players had 20 points (OT):	Indiana, 11/30/2021: Buddy Boeheim (27), Jimmy Boeheim (26), Joe Girard III (22)
Two players had 20 points:	Louisville, 2/7/2024: Chris Bell (30), Judah Mintz (21)
Two players had 20 points (OT):	at Georgetown, 12/16/2017: Tyus Battle (29), Oshae Brissett (25)
Five players had 15 points:	at NC State, 2/2/2022: Jesse Edwards (19), Cole Swider (19), Joseph Girard III (18), Buddy Boeheim (17), Jimmy Boeheim (16)
Four players had 15 points:	Bryant, 11/27/2020: Buddy Boeheim (21), Marek Dolezaj (20), Alan Griffin (17), Quincy Guerrier (15)
Four players had 15 points (OT):	Indiana, 11/30/2021: Buddy Boeheim (27), Jimmy Boeheim (26), Joe Girard III (22)
Eight players had 10+ points	E. Michigan, 12/19/2016; Tyus Battle (18), John Gillon (14), Andrew White (14), DaJuan Coleman (12), Tyler Lydon (12), Tyler Roberson (11), Frank Howard (10), Taurean Thompson (10)
Seven players had 10+ points	Monmouth, 12/8/2012: Brandon Triche (18), M. Carter-Williams (15), Trevor Cooney (15), C.J. Fair (14), James Southerland (14), Rakeem Christmas (11), DaJuan Coleman (11)
Six players had 10+ points	S. Carolina State, 11/22/2016: Andrew White III (15), John Gillon (14), Tyler Lydon (14), Tyler Roberson (13), Taurean Thompson (12), Frank Howard (10)
Five players had 10+ points:	Louisville, 2/7/2024: Chris Bell (30), Judah Mintz (21), J.J. Starling (19), Maliq Brown (11), Quadir Copeland (11)
Five players had 10 points (OT):	Indiana, 11/30/2021: Buddy Boeheim (27), Jimmy Boeheim (26), Joe Girard III (22), Jesse Edwards (17), Cole Swider (14)
Zero players had 10+ points:	at Illinois, 11/29/2022
Three players had 10+ rebounds:	Monmouth, 12/8/2012: DaJuan Coleman (14), C.J. Fair (10), Baye Moussa Keita (10)
Three players had 10+ rebounds (OT):	Georgia Tech (OT), 2/21/2022: Frank Anselem (10), Jimmy Boeheim (10), Cole Swider (12)
Two players had 10+ rebounds:	vs. Wake Forest (ACCT), 3/8/2023; Benny Williams (11), Jesse Edwards (10)
Two players had 10+ reb. (OT):	Buffalo, 12/19/2020; Quincy Guerrier (11), Marek Dolezaj (10)
Led team in pts., rebs. and assists	Oshae Brissett, at Clemson, 3/9/2019; (15 pts., 7 rebs., 3 assists)

THE LAST TIME THAT -- TEAM

Syracuse Team

Won in overtime:	74-71, vs. Richmond, 11/21/2022
Won in overtime at home:	74-73, Georgia Tech, 2/21/2022
Won in overtime on the road:	63-55, at Virginia, 1/11/2020
Lost in overtime:	69-76 vs. St. John's, 11/22/2022
Lost in overtime at home:	57-60, St. Bonaventure, 12/22/2017
Lost in overtime on the road:	79-88 at North Carolina, 2/28/2022
Won in two overtimes at home:	112-110, Indiana, 11/30/2021
Won in two overtimes on the road:	93-91, at St. John's, 3/4/2001
Lost in two overtimes:	90-101, at Florida State, 1/13/2018
Lost in two overtimes at home:	N/A
Lost in two overtimes on the road:	90-101, at Florida State, 1/13/2018
Won in three overtimes at home:	87-85, Connecticut, 2/18/1984
Won in three overtimes on the road:	93-90, at Colgate, 2/16/1965
Lost in three overtimes:	N/A
Played six overtimes:	127-117, vs. Connecticut (BET), 3/12/2009
Won by 30+ points	96-57 vs. Florida State (ACCT), 3/9/2022
Lost by 30+ points	36, 103-67 at North Carolina, 1/13/2024
Won by 40+ points	97-46, Bucknell, 11/23/2019
Lost by 40+ points	59-122, vs. NYU, 12/15/1961
Won by 60+ points	127-67, American, 12/2/1964
Scored 100 points:	101, at Boston College, 12/12/2020
Scored 100 points (overtime):	112, Indiana, 11/30/2021, 2 OT
Scored 100 points in consec. games:	104, Lafayette, 12/13/1993; 108, MD-Eastern Shore, 12/18/1993
Scored 90 points	94, Louisville, 2/7/2024
Scored 90 points (overtime):	95, at Duke OT, 1/14/2019
Scored 90 points in consec. games:	98, Albany, 11/15/11; 92, Colgate, 11/19/2011
Scored 50+ in the first half:	52, Lafayette, 11/9/2021
Scored 50+ in the second half	51, Pittsburg, 12/30/2023
Scored 60+ in the first half	60, Maine, 12/5/2009
Scored 60+ in the second half	63, Charlotte, 11/26/2003
Scored less than 40 points:	34, Virginia, 11/6/2019
Scored less than 20 in the first half:	19 at Clemson, 2/6/2021
Scored less than 20 in the second half:	19, at Virginia, 1/20/2020
Gave up 100 points:	103 at North Carolina, 1/13/2024
Gave up 100 points (overtime):	112, Indiana, 11/30/2021, 2OT
Gave up 100 points and won:	104, West Virginia, 2/11/1967
Gave up 100 points and won (OT):	117, Connecticut, 3/12/2009
Gave up 90 points:	92, Louisville, 2/7/2024
Gave up 90 points (OT):	96, Buffalo, 12/19/2020
Gave up 90 points and won:	92 Southern Illinois, 3/17/1995
Gave up 90 points and won (OT):	96, Buffalo, 12/19/2020
Came back from down 15+ to win	16, Buffalo (OT), 12/19/2020
Came back from down 20+ to win	24, Colgate, 11/14/2023
Led by 15+ and lost	18, Miami, 3/5/2022
Gave up less than 50 points:	45, Niagara, 12/3/2020
Gave up less than 40 points:	34, E. Washington, 11/6/2018
Gave up less than 20 in a half:	18, vs. San Diego State (NCAA), 3/19/2021
Gave up more than 45 in a half:	47, Louisville, 2/7/2024, 2nd
Gave up more than 55 in a half	57 at Wake Forest, 2/3/2024, 2nd

Shot over 60% FG:	.608 (31-51), Louisville, 2/7/2024
Shot under 32% FG:	.278(15-54) at Illinois, 11/29/2022
Held opponent under 30% FG:	.277 (18-65), Niagara, 12/3/2020
Made 45+ FG:	47 vs. E. Tennessee State, 12/15/2007
Made 15+ 3PT:	17*, at Miami, 1/5/2022
Made 15+ 3PT (overtime)	15, at NC State, 2/1/2017
Made 13+ 3PT:	17, at Miami, 1/5/2022
Made 13+ 3PT (overtime)	13, Indiana, 11/30/2021, 2 OT
Shot 60% 3PT (min. 10 makes)	.619 (13-21), Brown, 12/27/2021
Did not make a 3PT:	Holy Cross, 11/28/2014
Attempted 50 FT:	51 vs. Connecticut (BET), 3/12/2009
Attempted 40 FT:	41 vs. California (NCAA), 3/23/2013
Attempted 40 FT (OT):	42, Buffalo, 12/19/2020
Attempted less than 6 FT	3, North Carolina, 1/25/2023
Made 40 FT:	40 vs. Connecticut (BET), 3/12/2009
Made 35 FT:	40 vs. Connecticut (BET), 3/12/2009
Made less than 5 FT:	2, North Carolina, 1/25/2023
Had 60+ rebounds:	63, Monmouth, 12/8/2012
Had 50+ rebounds:	51, Niagara, 12/3/2020
Had 20+ rebound margin	+22, South Carolina State, 11/22/2016
Had 30+ rebound margin	+30, Kennesaw State, 11/14/2014
Committed 25 fouls:	25, Duke, 2/1/2020
Had 30+ assists:	34, Eastern Michigan, 12/19/2016
Committed less than 5 turnovers:	4 at Notre Dame, 12/3/2022
Committed less than 10 turnovers:	9, NC State, 1/27/2024
Committed less than 10 turnovers in overtime:	6, vs. Richmond, 11/21/2022
Committed 25+ turnovers:	26 vs. E. Tennessee State, 12/15/2007
Forced 30-or-more turnovers:	32, Albany, 11/9/2009
Had 20+ steals:	21, Albany, 11/9/2009
Had 15+ steals:	17, Boston College, 1/10/2024
Had 15+ blocked shots:	15, Oakland, 11/20/2017
Won on last-second shot	Miami, 72-69, 1/20/2024 (Quadir Copeland 3-pt)
Lost on last-second shot	Bryant, 73-72, 11/26/2022 (Sherif Gross-Bullock, lane)

*Syracuse record



2023-24 Syracuse Men's Basketball Combined Team Statistics All games

Page 1/1
as of Feb 08, 2024

Game Records

Record	Overall	Home	Away	Neutral
ALL GAMES	15-8	11-1	2-5	2-2
CONFERENCE	6-6	5-1	1-5	0-0
NON-CONFERENCE	9-2	6-0	1-0	2-2

Score by Periods

Team	1st	2nd	OT	TOT
Syracuse	787	960	0	1747
Opponents	765	946	0	1711

Team Box Score

No.	Player				Total		3-Point		F-Throw		Rebounds														
		GP-GS	MIN	AVG	FG-FGA	FG%	3FG-3FGA	3FG%	FT-FTA	FT%	OFF	DEF	TOT	AVG	PF	DQ	A	TO	BLK	STL	PTS	AVG			
3	MINTZ, Judah	23-22	752:40	32.7	124-286	.434	20-61	.328	154-205	.751	12	60	72	3.1	51	2	106	71	3	49	422	18.3			
2	STARLING, JJ	23-23	793:50	34.5	118-260	.454	31-97	.320	33-45	.733	17	57	74	3.2	31	0	45	38	4	19	300	13.0			
4	BELL, Chris	23-23	557:11	24.2	94-228	.412	55-139	.396	14-18	.778	3	42	45	2.0	35	0	16	23	12	13	257	11.2			
1	BROWN, Maliq	23-9	614:32	26.7	91-130	.700	3-12	.250	26-36	.722	55	100	155	6.7	70	1	31	26	23	48	211	9.2			
24	COPELAND, Quadir	23-1	497:31	21.6	66-142	.465	7-28	.250	59-88	.670	28	87	115	5.0	47	1	64	45	4	32	198	8.6			
13	WILLIAMS, Benny	18-0	306:60	17.1	38-95	.400	7-34	.206	14-26	.538	16	55	71	3.9	34	0	22	21	16	17	97	5.4			
5	TAYLOR, Justin	23-23	544:37	23.7	44-134	.328	25-79	.316	10-14	.714	8	94	102	4.4	29	0	25	21	7	16	123	5.3			
10	MCLEOD, Naheem	14-14	203:55	14.6	19-32	.594	0-0	.000	16-23	.696	30	30	60	4.3	11	0	1	6	27	3	54	3.9			
0	CUFFE, JR., Kyle	22-0	233:23	10.6	26-69	.377	12-37	.324	5-10	.500	7	18	25	1.1	32	1	10	14	5	12	69	3.1			
14	RUFFIN, Niko	2-0	03:59	2.0	1-2	.500	1-2	.500	0-0	.000	0	1	1	0.5	0	0	0	0	0	0	3	1.5			
23	CAREY, Peter	11-0	60:50	5.5	4-13	.308	0-0	.000	1-2	.500	3	9	12	1.1	16	0	1	0	2	2	9	0.8			
55	HIMA, Mounir	9-0	26:32	2.9	2-3	.667	0-0	.000	0-0	.000	2	3	5	0.6	3	0	1	0	3	0	4	0.4			
12	CLAYTON, Anthony	2-0	03:59	2.0	0-4	.000	0-1	.000	0-0	.000	0	0	0	0.0	0	0	0	0	0	0	0	0.0			
Team											37	40	77				11								
Total		23	4600		627-1398	.448	161-490	.329	332-467	.711	218	596	814	35.4	359	5	322	276	106	211	1747	76.0			
Opponents		23	4600		638-1432	.446	178-542	.328	257-371	.693	267	619	886	38.5	375	7	318	343	70	149	1711	74.4			

Team Statistics

	SU	OPP
Scoring	1747	1711
Points per game	76.0	74.4
Scoring margin	+1.6	-
Field goals-att	627-1398	638-1432
Field goal pct	.448	.446
3 point fg-att	161-490	178-542
3-point FG pct	.329	.328
3-pt FG made per game	7.0	7.7
Free throws-att	332-467	257-371
Free throw pct	.711	.693
F-Throws made per game	14.4	11.2
Rebounds	814	886
Rebounds per game	35.4	38.5
Rebounding margin	-3.1	-
Assists	322	318
Assists per game	14.0	13.8
Turnovers	276	343
Turnovers per game	12.0	14.9
Turnover margin	+2.9	-
Assist/turnover ratio	1.2	0.9
Steals	211	149
Steals per game	9.2	6.5
Blocks	106	70
Blocks per game	4.6	3.0
Winning streak	1	-
Home win streak	2	-
Attendance	234840	85625
Home games-Avg/Game	12-19570	7-12232
Neutral site-Avg/Game	-	4-3834

Team Results

Date	Opponent		Score	Att.
11/06/2023	New Hampshire	W	83-72	19130
11/08/2023	Canisius	W	89-77	19080
11/14/2023	Colgate	W	79-75	19387
11/20/2023	vs Tennessee	L	56-73	4838
11/21/2023	vs Gonzaga	L	57-76	3602
11/22/2023	vs Chaminade	W	105-56	3757
11/28/2023	LSU	W	80-57	19602
12/02/2023	at Virginia	L	62-84	14637
12/05/2023	Cornell	W	81-70	19390
12/09/2023	at Georgetown	W	80-68	14193
12/17/2023	vs Oregon	W	83-63	3138
12/21/2023	Niagara	W	83-71	18239
12/30/2023	Pittsburgh	W	81-73	20642
01/02/2024	at Duke	L	66-86	9314
01/10/2024	Boston College	W	69-59	17311
01/13/2024	at North Carolina	L	67-103	21750
01/16/2024	at Pittsburgh	W	69-58	7708
01/20/2024	Miami (FL)	W	72-69	20960
01/23/2024	Florida St.	L	69-85	19859
01/27/2024	NC State	W	77-65	21814
01/30/2024	at Boston College	L	75-80	6611
02/03/2024	at Wake Forest	L	70-99	11412
02/07/2024	Louisville	W	94-92	19426



2023-24 Syracuse Men's Basketball Combined Team Statistics In Conference games

Page 1/1
as of Feb 08, 2024

Game Records

Record	Overall	Home	Away	Neutral
ALL GAMES	6-6	5-1	1-5	0-0
CONFERENCE	6-6	5-1	1-5	0-0
NON-CONFERENCE	0-0	0-0	0-0	0-0

Score by Periods

Team	1st	2nd	OT	TOT
Syracuse	397	474	0	871
Opponents	422	531	0	953

Team Box Score

No.	Player				Total		3-Point		F-Throw		Rebounds													
		GP-GS	MIN	AVG	FG-FGA	FG%	3FG-3FGA	3FG%	FT-FTA	FT%	OFF	DEF	TOT	AVG	PF	DQ	A	TO	BLK	STL	PTS	AVG		
3	MINTZ, Judah	12-11	414:32	34.5	56-140	.400	6-26	.231	72-101	.713	7	30	37	3.1	24	1	63	39	0	23	190	15.8		
2	STARLING, JJ	12-12	412:32	34.4	65-133	.489	24-65	.369	17-21	.810	5	20	25	2.1	16	0	12	14	1	9	171	14.3		
1	BROWN, Maliq	12-9	373:44	31.1	54-81	.667	2-10	.200	16-24	.667	29	66	95	7.9	42	1	22	17	15	23	126	10.5		
4	BELL, Chris	12-12	272:28	22.7	43-101	.426	26-64	.406	12-13	.923	0	21	21	1.8	18	0	8	13	5	7	124	10.3		
24	COPELAND, Quadir	12-1	289:35	24.1	34-82	.415	7-19	.368	44-65	.677	13	43	56	4.7	26	1	34	25	1	20	119	9.9		
13	WILLIAMS, Benny	11-0	214:24	19.5	25-66	.379	3-21	.143	13-24	.542	14	38	52	4.7	24	0	14	13	11	13	66	6.0		
5	TAYLOR, Justin	12-12	232:29	19.4	13-47	.277	6-27	.222	5-7	.714	5	33	38	3.2	12	0	7	10	3	6	37	3.1		
10	MCLEOD, Naheem	3-3	31:47	10.6	2-3	.667	0-0	.000	4-4	1.000	0	5	5	1.7	3	0	0	3	5	1	8	2.7		
0	CUFFE, JR., Kyle	11-0	95:28	8.7	8-25	.320	3-13	.231	4-8	.500	4	6	10	0.9	10	0	4	5	1	3	23	2.1		
23	CAREY, Peter	7-0	47:58	6.9	3-10	.300	0-0	.000	1-2	.500	2	6	8	1.1	14	0	1	0	2	2	7	1.0		
55	HIMA, Mounir	6-0	11:44	2.0	0-1	.000	0-0	.000	0-0	.000	0	2	2	0.3	2	0	0	0	2	0	0	0.0		
14	RUFFIN, Niko	1-0	01:39	1.7	0-1	.000	0-1	.000	0-0	.000	0	1	1	1.0	0	0	0	0	0	0	0	0.0		
12	CLAYTON, Anthony	1-0	01:39	1.7	0-1	.000	0-0	.000	0-0	.000	0	0	0	0.0	0	0	0	0	0	0	0	0.0		
Team											17	19	36					3						
Total		12	2400		303-691	.438	77-246	.313	188-269	.699	96	290	386	32.2	191	3	165	142	46	107	871	72.6		
Opponents		12	2400		356-739	.482	105-273	.385	136-191	.712	128	332	460	38.3	205	4	176	169	43	74	953	79.4		

Team Statistics

	SU	OPP
Scoring	871	953
Points per game	72.6	79.4
Scoring margin	-6.8	-
Field goals-att	303-691	356-739
Field goal pct	.438	.482
3 point fg-att	77-246	105-273
3-point FG pct	.313	.385
3-pt FG made per game	6.4	8.8
Free throws-att	188-269	136-191
Free throw pct	.699	.712
F-Throws made per game	15.7	11.3
Rebounds	386	460
Rebounds per game	32.2	38.3
Rebounding margin	-6.2	-
Assists	165	176
Assists per game	13.8	14.7
Turnovers	142	169
Turnovers per game	11.8	14.1
Turnover margin	+2.3	-
Assist/turnover ratio	1.2	1.0
Steals	107	74
Steals per game	8.9	6.2
Blocks	46	43
Blocks per game	3.8	3.6
Winning streak	1	-
Home win streak	2	-
Attendance	120012	71432
Home games-Avg/Game	6-20002	6-11905
Neutral site-Avg/Game	-	0-0

Team Results

Date	Opponent		Score	Att.
12/02/2023	at Virginia	L	62-84	14637
12/30/2023	Pittsburgh	W	81-73	20642
01/02/2024	at Duke	L	66-86	9314
01/10/2024	Boston College	W	69-59	17311
01/13/2024	at North Carolina	L	67-103	21750
01/16/2024	at Pittsburgh	W	69-58	7708
01/20/2024	Miami (FL)	W	72-69	20960
01/23/2024	Florida St.	L	69-85	19859
01/27/2024	NC State	W	77-65	21814
01/30/2024	at Boston College	L	75-80	6611
02/03/2024	at Wake Forest	L	70-99	11412
02/07/2024	Louisville	W	94-92	19426