



GEORGIA TECH BASKETBALL 2023-24

ACC Champions 1985, 1990, 1993, 2021 • Final Four 1990, 2004 • 17 NCAA Tournament appearances

2023-24 Schedule/Results

Date	Opponent	TV	Time
N1	CLARK ATLANTA (exh)	-	W, 91-75
N6	GEORGIA SOUTHERN	ACCNX	W, 84-62
N9	HOWARD	ACCNX	W, 88-85
N14	UMASS LOWELL	ACCNX	L, 71-74
N22	at Cincinnati	ESPN+	L, 54-89
N28	MISSISSIPPI STATE* (21/22)	ACCN	W, 67-59
D2	DUKE (7/7)	The CW	W, 72-68
D5	at Georgia	SECN	L, 62-76
D9	ALABAMA A&M	ACCN	W, 70-49
D16	vs. Penn State+	B1GN	W, 82-81 (ot)
D21	vs. Massachusetts#	ESPN2	W, 73-70
D22	at Hawaii#	ESPN2	W, 73-68
D24	vs. Nevada#	ESPN	L, 64-72
J3	at Florida State	ACCN	L, 71-82
J6	BOSTON COLLEGE	ESPN2	L, 87-95
J9	NOTRE DAME	ACCN	L, 68-75 (ot)
J13	at Duke (11/11)	ACCN	L, 79-84
J16	at Clemson (rv)	ACCN	W, 93-90 (2ot)
J20	VIRGINIA	ACCN	L, 66-75
J23	PITTSBURGH	ESPNU	L, 64-72
J27	at Virginia Tech	ACCN	L, 67-91
J30	NORTH CAROLINA (3/3)	ESPN	W, 74-73
F3	at NC State	The CW	L, 76-82
F6	WAKE FOREST	ESPNU	L, 51-80
F10	at Louisville	ACCN	L, 67-79
F14	at Notre Dame	ACCN	L, 55-58
F17	SYRACUSE	The CW	W, 65-60
F21	CLEMSON	ACCN	7 p.m.
F24	at Miami	ACCN	4 p.m.
M2	FLORIDA STATE	ESPNU	12 p.m.
M5	at Wake Forest	ACCN	9 p.m.
M9	at Virginia (rv)	ACCN	8 p.m.
M12-16 ACC Tournament (Washington, D.C.)%			
*ACC/SEC Challenge; +Holiday Festival (Madison Square Garden, New York, N.Y.); #Diamond Head Classic (Honolulu, Hawaii); %ACC Tournament (Washington, D.C.)			
All times Eastern; home games in ALL CAPS			

RADIO: Georgia Tech Sports Network by Legends Sports

Announcers	Andy Demetra, Randy Waters
Engineer	Miller Pope
Network station in Atlanta	680 AM / 93.7 FM
Satellite Radio	SiriusXM channel 384 / SiriusXM app
Online	GT Gameday App, Ramblinwreck.com
TuneIn	buzz.gt/LiveTuneIn

Television ACC Network

Announcers	Wes Durham, Cory Alexander, Jim Boeheim
------------	---

Communications

GTMBB contact	Mike Stamus
Phone	404-894-5445 (ofc), 404-218-9723 (cell)
E-mail	mstamus@athletics.gatech.edu

Social Media: #StingEm

Official Twitter	@GTMBB
Facebook	gtmensbasketball
Instagram	gtmensbasketball

GEORGIA TECH (11-15, 4-11 ACC) vs. CLEMSON (17-8, 7-7 ACC)

Game 27 • February 21, 2024 • 7 p.m. EST

Jackets Go For Clemson Sweep

Looking for its first back-to-back wins in Atlantic Coast Conference play and a regular-season sweep of Clemson, Georgia Tech hosts the Tigers in a 7 p.m. contest Wednesday at McCamish Pavilion.

Tech (11-15, 4-11 ACC) ended a four-game skid Saturday with a 65-60 home court victory over Syracuse. The Yellow Jackets have also defeated No. 7 Duke, Clemson and No. 3 North Carolina in conference play this season.

Clemson (17-8, 7-7 ACC), tied for seventh place in the ACC, lost to NC State, 78-77, at home Saturday on the heels of a three-game winning streak that included victories over the Tar Heels and the Orange.

Wednesday's game will be televised live on the ACC Network, with a live stream available on the ESPN app. Radio coverage is on the Georgia Tech Sports Network by Legends Sports and flagship station 680 the Fan (680 AM/93.7 FM). The Tech broadcast is also available on SiriusXM channel 384 and the SiriusXM app.

The Tip-Off

• Georgia Tech is looking for its first regular-season sweep of an ACC opponent since 2021-22 (Boston College) and its first sweep of Clemson since 2019-20. Since the ACC's most recent expansion prior to the 2013-14 season, the Yellow

EVENT INFORMATION

Venue/Site	McCamish Pavilion, Atlanta, Ga.
Tech vs. Clemson	Tech trails, 68-77!
At home	Tech leads, 46-27!
Last meeting	1/16/2024 - Tech def. Clemson, 93-90 (2ot) at Clemson
!2017 win vacated by the NCAA Committee on Infractions	
GEORGIA TECH YELLOW JACKETS	
Rankings (AP/coaches/KenPom/NET)	nr nr 138 141
Record breakdown	7-6 home 2-8 road 2-1 neutral
Head coach	Damon Stoudamire (Arizona, 1995)
Career record/at GT	82-92 (6th yr) 11-15 (1st yr)
Stoudamire vs. Clemson	1-0

CLEMSON TIGERS

Rankings (AP/coaches/KenPom/NET)	nr nr 30 27
Record breakdown	9-4 home 5-4 road 3-0 neutral
Head coach	Brad Brownell (DePauw, 1991)
Career record/at Clemson	425-270 (22nd yr) 258-185 (14th yr)
Tech vs. Brownell	9-20!

ROSTER AT-A-GLANCE (#indicates last game starters)

24	Amaree Abram	G	6-4	190	So	Port Arthur, Texas	3.4 ppg	1.1 apg	> Transfer from Ole Miss; played in 10 games this season, starting four; scored 5 pts in 10 min vs. WF
12	Tyzhaun Claude	F	6-8	236	Sr.*	Goldsboro, N.C.	5.0 ppg	5.2 rpg	> Grad transfer from Western Carolina; started 4 games; avg 4.5 ppg, 4.8 rpg, 50% FG in ACC games
3	Dallan "Deebo" Coleman	G	6-6	218	So	Memphis, Tenn.	6.2 ppg	2.6 rpg	> Four double-figure games, 20.1 mpg off the bench, only 8 turnovers in 463 minutes; missed last 3 games (inj)
10	Ebenezer Dowuona	F	6-11	225	Sr.	Accra, Ghana	1.0 ppg	1.4 rpg	> Transfer from NC State; played in 18 games, started 13 (9.6 mpg), 9-22 FG; missed last 3 games (inj)
5	Tafara Gapare#	F	6-9	205	So	Wellington, New Zealand	4.5 ppg	2.9 rpg	> Transfer from UMass; 4.1 ppg, 2.9 rpg, 30% FG, 13 blocks in ACC games, 10 pts/9 reb vs. Syracuse
2	Naithan George#	G	6-3	180	Fr.	Toronto, Ontario	9.1 ppg	4.8 apg	> DNP 1st 3 games; started last 23; averaging 9.6 ppg, 5.5 apg, 2.73-1 ATO ratio in ACC games
13	Miles Kelly#	G	6-6	175	So	Stone Mountain, Ga.	14.7 ppg	6.0 rpg	> Tech's top scorer, No. 2 rebounder, seven 20-pt games this season; 14.7 ppg, 6.1 rpg, 37% 3pt FG vs. ACC
4	Carter Murphy	G	6-4	200	Sr.	Phoenix, Ariz.	2.1 ppg	0.9 rpg	> Grad transfer from Air Force; played 11 games this season, 7 ACC games, 43.8% 3pt FG
11	Baye Ndongo#	F	6-9	236	Fr.	Mboro, Senegal	12.0 ppg	8.0 rpg	> 3-time ACC Rookie of the Week; all-tournament at Diamond Head; avg 12.7 ppg, 7.1 rpg, 57.7% FG vs. ACC
35	Emmer Nichols	F	6-6	219	Fr.	Woodside, Calif.	0.0 ppg	2.0 rpg	> Non-scholarship player in 2nd year in the program, redshirted in 2022-23, out for season (broken leg)
14	Kowacie Reeves, Jr.#	G	6-6	192	Jr.	Macon, Ga.	10.1 ppg	4.1 rpg	> Transfer from Florida; started all 26 games, double figures in 12; 9.1 ppg, 39.7% FG, 41.1% 3pt FG vs. ACC
23	Ibrahim Sacko	G/F	6-6	222	Fr.	Conakry, Guinea	2.3 ppg	2.4 rpg	> Top-3 prospect in Canada in 2023 class; played 19 games, 3 starts (all ACC), 10.2 mpg; 13 pts at Notre Dame
33	Marcos San Miguel	G	6-4	201	Fr.	Smyrna, Ga.	0.0 ppg	1.0 rpg	> Non-scholarship player in 1st year in the program, played in 1 game
30	Ibrahim Souare	F	6-9	210	Fr.	Guinea	--	--	> From Canyon Int'l Academy (Glendale, Ariz.), member Guinea team 2022 U18 FIBA African Championship
1	Kyle Sturdivant	G	6-3	196	Sr.	Norcross, Ga.	8.4 ppg	2.8 apg	> Averaging 21.1 mpg off the bench; 2.1-1 assist/TO ratio (2.53-1 vs. ACC); 9 double-figure scoring games
0	Lance Terry	G	6-2	200	Sr.	College Park, Ga.	--	--	> No. 2 scorer in 2022-23 (10.1 ppg), red-shirting this season after missing first 8 games with injury

TECH NOTEBOOK

Tech Team Statistics

Category	2023-24	ACC	NCAA
Scoring offense	70.9	13	258
Scoring defense	75.0	14	266
Scoring margin	-4.1	14	297
Field goal pct.	.417	14	307
Effective FG pct.	.482	14	282
Field goal pct. def.	.419	4	83
3-pt FG pct.	.322	12	259
3-pt FG per game	7.8	9	137
3-pt FG att. per game	24.2	2	77
3-pt FG pct. def.	.306	3	37
3-pt FG allowed	7.4	-	-
Free throw pct.	.688	14	281
FT made per game	12.5	11	259
FT attempts per game	18.2	10	233
Rebounds per game	38.4	2	65
Rebound margin	+1.7	8	153
O-Reb per game	11.7	3	83
D-Reb per game	26.7	4	78
Assists per game	13.0	11	193
Assist/TO ratio	1.06	12	210
Turnover margin	-3.2	15	333
Turnovers per game	12.3	12	218
Turnovers forced per game	9.2	15	344
Blocks per game	4.2	6	72
Steals per game	4.7	14	333
Fouls per game	17.5	13	235
Bench points per game	23.8	2	80
Fast break points per game	7.9	9	255

Rankings through games of Feb. 19

Games Started/Finished

Player	2023-24	Conf.	Career	*Finished
Amaree Abram	4	-	26	3
Tyzaun Claude	4	-	51	4
Deebo Coleman	-	-	36	16
Ebenezer Dowouna	13	7	43	1
Tafara Gapare	9	4	9	12
Naithan George	22	15	22	13
Miles Kelly	26	15	54	20
Carter Murphy	-	-	8	4
Baye Ndongo	23	15	23	14
Emmer Nichols	-	-	-	2
Kowacie Reeves, Jr.	26	15	43	22
Ibrahima Sacko	3	2	3	7
Marcos San Miguel	-	-	-	1
Kyle Sturdivant	-	-	49	15
Lance Terry	-	-	58	-

Includes starts at previous school and in conference tournaments

*Games finished includes only 2023-24 season

Non-Conference Breakdown

Team	Conf.	Record	Conf.	KP	NET
Alabama A&M	SWAC	7-18	6-6	335	333
Cincinnati	Big 12	16-9	5-7	36	37
Georgia	SEC	14-11	4-8	86	98
Georgia Southern Sun Belt		5-22	5-9	308	313
Hawaii	Big West	15-12	7-8	163	170
Howard	MEAC	11-14	5-3	280	279
Massachusetts	A-10	16-9	7-6	96	91
UMass Lowell	Am. East	17-7	8-3	151	139
Mississippi State	SEC	17-8	6-6	35	38
Nevada	Mtn West	20-6	7-5	45	43
Penn State	Big Ten	12-14	6-9	93	99

GT strength of schedule rank 27 45

vs. Quad 1: 3-5 vs. Quad 2: 3-5

vs. Quad 3: 2-5 vs. Quad 4: 3-0

KP - KenPom.com, NET - NCAA NET rankings

Through games of Feb. 19

Jackets have earned season sweeps of only five conference opponents (BC twice, Clemson, NC State, Wake Forest). Tech has 12 regular-season sweeps since the 2005 expansion.

- Eleven of Tech's 15 ACC games have been decided by single digits. Eighteen of Tech's 26 games overall this season have been decided by fewer than 10 points, which is tied for second-most in Division I (Tech is 9-9 in those games). Eleven of those by five points or fewer.

- Tech is 6-10 against Quad 1 and Quad 2 teams this season, with Quad 1 wins over Duke, Clemson and North Carolina and Quad 2 wins over Mississippi State, Penn State and Massachusetts. The Jackets have three Quad 1 and one Quad 2 opponents remaining on its schedule (Clemson is a Quad 1 opportunity). Tech was 3-14 last season against Quad 1/2 foes.

- Georgia Tech's three ACC wins have come against the ACC's three highest-ranked teams in the NCAA's NET rankings - North Carolina (9), Duke (17) and Clemson (27).

- Miles Kelly (14.7 ppg) leads three Yellow Jackets averaging in double figures this season, including freshman forward Baye Ndongo (12.0) and junior guard Kowacie Reeves, Jr. (10.1). Tech's other rotation player averaged between 4.5 and 9.1 points per game.

- Kelly is now eight points away from reaching 1,000 for his career. He would become the 48th player in Tech history to reach that milestone.

- Tech has started two freshmen - Baye Ndongo and point guard Naithan George - in its last 22 games. The Jackets have not had two freshmen in its regular starting lineup since the 2018-19 season (Michael Devoe, Khalid Moore), and have not had a freshman regularly start at point guard since Jose Alvarado in 2017-18.

- Either Ndongo or George has led Tech in scoring in nine of Tech's last 16 games, and in seven of 13 ACC games. They have accounted for nearly a third (31.6 percent) of Tech's points in ACC games.

- Freshman forward Baye Ndongo has won the ACC's Rookie of the Week honor three times this season (Dec. 2, Dec. 18, Dec. 26), most for a Yellow Jacket since current NBA star Josh Okogie did so during the 2016-17 season.

- Tech's point guard tandem of Naithan George and Kyle Sturdivant has averaged 7.1 assists per game combined, 8.3 in ACC games. Their assist/turnover ratio is 2.30-to-1 combined overall, 2.74-to-1 in conference games. Both players rank among the nation's top 70 players in assist rate (assists divided by the field goals made by the player's teammates while he is on the court) according to KenPom.com.

- Naithan George is the first Tech freshman since Iman Shumpert in 2008-09 to collect 100 assists in a season, surpassing the century mark against Wake Forest, and now has 110.

- Seven Tech players have scored at least 20 points in a game this season - Naithan George, Kyle Sturdivant, Deebo Coleman, Tafara Gapare, Kowacie Reeves, Jr., Baye Ndongo and Miles Kelly. It is only the second time that as many as seven different Yellow Jackets have scored 20-plus in a game during a season (2007-08).

Series vs. Clemson

- The oldest and longest-running series the Yellow Jackets have with an ACC member, the 145 all-time meetings are more than 30 greater than Tech has played with any other ACC opponent. The series dates back to the 1912-13 season, when John Heisman coached the Tech basketball team.

- Tech has won five of the last nine meetings, and the Yellow Jackets snapped a three-game losing streak by defeating the Tigers, 93-90, in double-overtime on Jan. 16 of this season.

- The Yellow Jackets have swept the season series just once (2019-20) since the 2004-05 season.

- The Yellow Jackets trail 54-40 to the Tigers since joining the ACC.

- Tech has an all-time record of 46-27 against the Tigers at home, including a 27-15 record at Alexander Memorial

Series vs. Clemson (68-77!)

Home: 46-27!, Away: 18-49, Neutral: 4-1

All Home Games: 46-27!
At McComish Pavilion: 6-5!
At Alexander Memorial Coliseum: 27-15
At Phillips Arena: 0-1
At Georgia Dome: 1-0
In Atlanta: 47-27!
All Road Games: 18-49
At Littlejohn Coliseum: 10-42
As ACC members: 40-54!
In the ACC Tournament: 4-1
All Neutral Games: 4-1
As SIC members: 8-5
As SIAA members: 3-2
As SoCon members: 6-5
Under Whack Hyder: 9-8
Under Dwane Morrison: 0-8
Under Bobby Cremins: 19-21
Under Paul Hewitt: 12-11
Under Brian Gregory: 2-8
Under Josh Pastner: 5-9!
Under Damon Stoudamire: 1-0
Vs. Brad Brownell: 9-20!
Longest Winning Streak: 7 games (1943-66)
Longest Losing Streak: 14 games (1972-82)
Most Points Scored: 111 on 1-24-2001
Fewest Points Scored: 17 on 2-20-1920
Most Points Allowed: 108 on 1-24-2001
Fewest Points Allowed: 13 on 1-5-1924, 1-20-1937
Largest Margin of Victory: 38 on 1-20-1937
Largest Margin of Defeat: 29 on 1-8-1977
! Tech win on 1/12/2017 vacated by NCAA Committee on Infractions

Recent Series Results

1-19-2010.....	19/18.....	17/16.....	h10	W	66- 64
3-2-2010.....	a	L	80- 91
1-12-2011.....	a	L	62- 87
2-5-2011.....	h10	L	56- 65
1-21-2012.....	a	L	62- 64
2-21-2012.....	h13	L	37- 56
1-29-2013.....	a	L	60- 63
2-14-2013.....	h15	L	53- 56
2-4-2014.....	a	L	41- 45
2-22-2014.....	h15	L	55- 63
3-13-2014 (ot).....	n2	L	65- 69
2-16-2015.....	h15	W	63- 52
2-28-2015 (ot).....	a	L	63- 70
2-13-2016.....	a1	L	52- 66
2-23-2016.....	h15	W	75- 73
3-9-2016 (ot).....	n5	W	88- 85
1-12-2017.....	h15	!	75- 63
2-1-2017.....	a	L	62- 74
1-28-2018.....	h15	L	70- 72
2-24-2018.....	15/17	a	L	67- 75
1-16-2019.....	a	L	60- 72
2-6-2019.....	h15	L	42- 65
2-25-2020.....	h15	W	68- 59
3-6-2020.....	a	W	65- 62
1-20-2021.....	h15	W	83- 65
2-12-2021.....	a	L	72- 74
2-5-2022.....	h15	W	69- 64
3-2-2022.....	a	L	65- 68
12-21-2022.....	h15	L	66- 79
1-24-2023.....	24/23	a	L	51- 72
1-16-2024 (2 ot).....	a	W	93- 90

h10-Alexander Memorial Coliseum; h13-Phillips Arena; a1-Bon Secours Wellness Arena (Greenville, S.C.); n2-ACC Tournament (Greensboro [N.C.] Coliseum); n5-ACC Tournament (Verizon Center, Washington, D.C.)

TECH NOTEBOOK

Georgia Tech Quick Facts

Official Name:	Georgia Institute of Technology
Location:	Atlanta, Ga.
Enrollment:	45,295
Founded:	1885
Colors:	Old Gold and White
Nickname:	Yellow Jackets, Ramblin' Wreck
Mascot:	Buzz (Yellow Jacket)
Fight Songs:	Ramblin' Wreck, White and Gold
Conference:	Atlantic Coast (ACC)
Home Arena:	McCormick Pavilion (capacity 8,600)
President:	Dr. Angel Cabrera
Director of Athletics:	J. Batt
Faculty Rep. for Athletics:	Dr. Jenna Jordan
Head Coach:	Damon Stoudamire (Arizona, 1995) Record at Tech: 11-15 (1st season) Overall: 82-92 (6th season) ACC Regular Season: 4-11 ACC Tournament: 0-0 NCAA Tournament: 0-0
Associate Head Coach:	Karl Hobbs (Connecticut, 1984), 1st season
Assistant Coach:	B.J. Elder (Georgia Tech, 2014), 5th season
Assistant Coach:	Pershing Williams (North Florida, 2005), 1st season
Assistant Coach:	Nate Babcock (Wisconsin-Eau Claire, 2009), 1st season
Assistant Coach:	Bonzi Wells (Ball State, 1998), 1st season
Director of Player Personnel:	Matt Holt (Northeastern, 2011), 1st season
Director of Scouting:	Hayden Sheridan (Arizona, 2016), 6th season
Director of Operations:	Tyler Benson (St. Bonaventure, 2009), 8th season
Assistant Director of Operations:	Taylor Ann Hendricks (Iowa State, 2020), 2nd season
Associate Director of Sports Medicine:	Richard Stewart (Salisbury, 2005), 17th season
Director of Strength and Conditioning:	Justin Landry (Cal State East Bay, 2012), 1st season
Recruiting and Operations Coordinator:	Jake Alburtus (Western Michigan, 2020), 1st season

Basketball History

109th season:	1st game, Feb. 17, 1906 vs. Auburn
All-time Record:	1,448-1,320!
Winning/Losing/500 Seasons:	55 / 49 / 4
NCAA Appearances (17):	23-17 record 1960, 1985, 1986, 1987, 1988, 1989, 1990, 1991, 1992, 1993, 1996, 2001, 2004, 2005, 2007, 2010, 2021
Final Fours (2):	1990, 2004
NIT Appearances (8):	10-8 record 1970, 1971, 1984, 1994, 1998, 1999, 2003, 2016
ACC Championships (4):	1985, 1990, 1993, 2021
ACC Regular-Season Titles (2):	1985 (tie), 1996
ACC Regular-Season Record (45th season):	291-432!
ACC Tournament Record:	29-39
SEC Championships (1):	1938
SEC Regular-Season Titles (1):	1937
SEC Regular-Season Record (1932-64):	201-207
Metro Conference Regular-Season Record (1975-78):	9-10
Metro Conference Tournament Record:	4-3
Record at McCormick Pavilion:	130-74! (12th season)
Record at Alexander Memorial Coliseum:	556-194 (55 seasons, 1956-2011)
Record at State Farm Arena:	8-12
Record at Gas South Arena:	4-1
Record at Georgia Dome:	9-5
All-Time Head Coaches:	14
ACC Head Coaches:	5
All-America Selections:	14 (12 players)
Consensus All-Americans:	2
First-Team All-Americans:	5
National Players of the Year:	1
All-ACC Selections:	57 times (34 players)
ACC Players of the Year:	2
ACC Rookies of the Year:	11
ACC Coaches of the Year:	5 (3 coaches)
ACC Tournament MVPs:	4
ACC All-Freshman Team:	15
! On-court record (Georgia Tech had 22 wins and one loss during the 2016-17 and 2017-18 seasons vacated by the NCAA's Committee on Infractions.)	

Coliseum and a 6-5 mark at McCormick Pavilion.

- Tech is 9-20 vs. Tiger teams coached by Brad Brownell.
- Tech is just 18-49 all-time in games played at Clemson, including an 10-42 mark in Littlejohn Coliseum. The Jackets lost 14 straight games on the road in the series, and 13 in a row at Littlejohn, before Tech won on March 6, 2020. Tech was Clemson's first opponent in Littlejohn Coliseum back on Nov. 30, 1968. The Tigers won, 76-72.
- Tech's 111-108 win against the Tigers at Littlejohn Coliseum on Jan. 24, 2001 is the highest-scoring regulation game Tech has had with any ACC opponent. The Jackets' current record of 17 three-point field goals was set in that game. The Jackets defeated Florida State by the same score in Tallahassee (in two OTs) on Feb. 11, 1999, and lost to Wake Forest in the 2007 ACC Tournament, 114-112 in double-overtime.
- The Yellow Jackets have won three of four ACC Tournament meetings with the Tigers, including a 69-61 semi-final decision on the way to the 1993 conference title in Charlotte.

When Last We Met

Freshman **Naithan George** knocked down two three-point field goals in the final 12 seconds of regulation to force overtime, then added two jumpers to help Georgia Tech get the upper hand in the second overtime, lifting the Yellow Jackets to a 93-90 victory over Clemson Jan. 16 at Littlejohn Coliseum.

Tech (9-8, 2-4 ACC) was able to send the game into overtime after erasing a nine-point deficit in the final 1:43 of regulation. With his team down 68-59, **Kyle Sturdivant** started the Tech rally by hitting all three free throws after he was fouled by P.J. Hall on a three-point attempt.

After a defensive stop, **Kowacie Reeves, Jr.** hit a three-point shot to get Tech within 68-65 with 52 seconds remaining. Clemson's Joseph Girard III hit a pair of charity tosses to get his team a 70-65 lead, but George answered with a three from the right wing to make it 70-68 with 12 seconds left. Tech immediately fouled Chase Hunter, who made one of two free throws to make it 71-68 with 11 seconds left. George then found space on the left wing and knocked down another three to tie the game at 71-all with 2.3 seconds left. The Tigers were unable to get off a final shot.

In the first overtime, Reeves, Jr., made another three, and Tyzhaun Claude went 4-for-4 at the line to put Tech up 82-79 with just over a minute to play, but the Tigers (12-5, 2-4 ACC) were able to tie the game in a layup from Ian Schieffelin to force a second OT.

Miles Kelly scored Tech's first five points of the second extra period, giving the Jackets an 87-86 lead with a layup at the 2:13 mark. George followed with a jumper to make it 89-86, and after Hunter hit a jumper, the freshman got another basket to make it 91-88 with 53 seconds left. Schieffelin made two free throws to make it a one-point game before Sturdivant hit a pair of charity tosses for a 93-90 lead. Hall had a three-point try to tie the game on Clemson's last chance, but it was off the mark.

Tech hit 6-of-7 from the floor and 9-of-11 from the foul line in overtime, while Clemson hit just 5-of-18 and missed all seven three-point attempts.

George finished with a team-high 20 points, hitting 8-of-13 shots from the floor and 4-of-7 from three-point range, and added six assists. Sturdivant scored 18 points (5-of-10 FG, 3-8 3pt FG, 5-5 FT), while Reeves, Jr., tallied 15, all on three-pointers. Kelly added 14 points with six rebounds, and Baye Ndongo notched his fourth double-double this season with 11 points and 10 boards.

Hall and Schieffelin combined for 51 points and 32 rebounds to help the Tigers score 50 points in the paint and out-rebound the Jackets, 45-33. Hall scored a game-high 31 points with 17 rebounds, while Schieffelin added 20 points and 15 boards. Hunter contributed 18 points, and Girard scored 11.

Just Georgia Tech, please...

The Georgia Institute of Technology is the official title, but Georgia Tech will work fine, or just Tech (unless you're in Virginia or Texas). We would appreciate it if you would use our name in those ways. Georgia Tech University is incorrect. Thank you.

Georgia Tech By the Numbers

1	SEC Championships
1	NCAA Post-Graduate Scholar
1	Naismith Award winner
2	Final Four appearances
2	ACC regular-season titles
2	ACC Players of the Year
2	National Freshmen of the Year
3	Years a Member of the Metro Conference
4	ACC Championships
5	First-team All-America players
6	Jersey numbers retired
6	Academic All-Americans
7	NCAA Sweet 16 appearances
8	Wins over teams ranked No. 1
8	NBA lottery picks
12	ACC Rookie of the Year honorees
14	Head coaches in program history
17	NCAA Tournament berths
19	NBA first-round draft picks
25	Total postseason berths (NCAA and NIT)
32	Years a Member of the SEC
43	Years a Member of the ACC
47	Players taken in the NBA Draft
51	Players selected All-ACC
228	Weeks ranked in either AP or Coaches Poll

Tech Head Coaches in First Year

Coach	Season	Record (Conf)
John Chapman	1905-06	2-1
John Heisman	1908-09	1-6
William Alexander	1919-20	7-10
Joe Bean	1920-21	4-10
Harold Hansen	1924-25	4-12
Roy Mundorff	1926-27	17-10
Dwight Keith	1943-44	14-4 (3-1)
Roy McArthur	1946-47	12-11 (6-6)
John "Whack" Hyder	1951-52	7-15 (5-13)
Dwane Morrison	1973-74	5-21
Bobby Cremins	1981-82	10-16 (3-11)
Paul Hewitt	2000-01	17-13 (8-8)*
Brian Gregory	2011-12	11-20 (4-12)
Josh Pastner	2016-17	21-16 (8-10)#
Damon Stoudamire	2023-24	11-15 (4-11)
*NCAA Tournament		
#On-court record (22 wins, 1 loss vacated by NCAA Committee on Infractions)		

TECH NOTEBOOK

Tech's Record

	2023-24	2022-23
At home	7-6	11-6
On the road	2-8	2-9
At neutral sites	2-1	1-3
Vs. top-10 opponents	2-0	0-0
Vs. top-25 opponents	3-1	1-3
Vs. teams over .500	7-11	7-15
Vs. teams under .500	2-3	6-2
Vs. teams at .500	1-1	2-1
While in the top 25	0-0	0-0

In November	3-2	4-3
In December	5-2	3-3
In January	2-7	1-7
In February	1-4	5-4
In March/April	0-0	2-1

Wearing white uniforms	6-5	8-7
Wearing gold uniforms	2-5	6-7
Wearing navy uniforms	2-2	0-0
Wearing gray uniforms	1-2	0-4
Wearing HBE uniforms	0-1	1-0

Game is decided by 5 pts./fewer or OT	8-3	4-3
Game is decided by 10/fewer or OT	9-9	7-7

Leading at the half	8-4	11-1
Trailing at the half	2-10	3-17
Tied at the half	1-1	1-0
Leading with 5:00 to play	8-0	10-2
Trailing with 5:00 to play	3-15	3-15
Tied with 5:00 to play	0-0	2-1
In overtime games	1-1	0-1
After a bye in the ACC schedule	0-0	0-1

Tech scores 100 or more points	0-0	0-0
Tech scores 70 or more points	9-5	12-3
Tech scores fewer than 70 points	2-10	3-15
Opponent scores 100 or more points	0-0	0-0
Opponent scores 70 or more	5-14	4-16
Opponent scores fewer than 70	6-1	10-3
Opponent scores fewer than 50	0-0	0-0

Tech shoots 50 pct. or better	2-2	1-0
Opponent shoots 50 pct. or better	1-4	1-6
Opponent shoots under 40 pct.	7-4	7-0
Tech has a higher FG% than opponent	9-4	12-2
Tech has a lower FG% than opponent	1-1	3-16
FG percentage is even	0-0	0-0

Tech has more 3-point FGs	7-4	11-6
Tech has fewer 3-point FGs	4-7	1-8
3-point FGs are even	0-3	3-4

Tech attempts more FT than opponent	5-6	9-2
Tech attempts fewer FT than opponent	5-9	6-16
Free throw attempts are even	1-0	0-0

Tech outrebounds opponent	8-5	9-5
Opponent outrebounds Tech	2-9	6-13
Rebounds are even	1-1	0-0

Tech has fewer turnovers than opponent	3-6	12-6
Tech has more turnovers than opponent	8-9	3-9
Turnovers are even	0-0	0-3
Tech has more assists than turnovers	6-9	12-11

Committing more fouls	4-10	3-13
Committing fewer fouls	5-5	8-4
Fouls are even	2-0	4-1

4/more Jackets score in double figures	5-2	12-5
A Jacket scores 20 or more	9-6	6-3
A Jacket scores 30 or more	0-1	1-0

Scoring more bench points	5-9	6-10
Scoring fewer bench points	5-6	8-8
Bench scoring is even	1-0	1-0

Tight Games

Games in Division I decided by single digits in 2023-24 (through games of Feb. 11)

School	Total	Won	Lost
UAB	19	14	5
California	19	8	11
Lehigh	19	8	11
Georgia Tech	18	9	9
Coastal Carolina	18	7	11
Monmouth	17	12	5
Stony Brook	17	10	7
Hofstra	17	10	7
Fordham	17	8	9
Howard	17	8	9
UCLA	17	7	10
Seattle U	17	7	10
Wofford	16	7	9
Memphis	16	11	5
Delaware State	15	7	8

Last Time Out

A stifling Georgia Tech defense held Syracuse without a field goal for the final 5:50 of the game and the Yellow Jackets downed the Orange, 65-60, on Saturday at McCamish Pavilion.

After digging out of an early 9-2 hole and leading by as many as 10 points in the second half, Georgia Tech (11-15, 4-11 ACC) found itself down 55-54 after Syracuse's Chris Bell hit a 3-pointer with just under six minutes to go in the game. The deficit was the Yellow Jackets' first since they trailed 21-19 with seven minutes to go in the first half.

However, Tech's defense stymied Syracuse over the final 5:50, forcing the Orange to go 0-for-6 from the field and out-scoring SU by an 11-5 margin down the stretch.

Baye Ndongo gave the Jackets the lead for good on a put-back that put Tech up 59-57 with 3:16 to go, and Tech stretched the advantage to four points at 62-58 on an old-fashioned three-point play by Miles Kelly with 32 seconds left on the clock.

Syracuse made two free throws on its ensuing possession to pull back within two points at 62-60 and, on the other end, Tech's Kyle Sturdivant made the first of two foul shots to extend the lead to 63-60.

Sturdivant missed the second shot, but Kelly made perhaps the biggest play of the game when he corralled the miss to keep possession with the Jackets. He was fouled and made both free throws to cap a three-point trip down the floor for Tech, sealing the win for the Jackets by putting them up by five with 18 seconds to play.

Kelly's huge offensive rebound went right along with one of the biggest themes of the game, which was Georgia Tech dominating Syracuse on the boards. The Yellow Jackets outrebounded the Orange, 49-28, including a whopping 12-4 edge on the offensive glass.

Leading the way for Tech were Ndongo and Kelly, who both posted double-doubles with 16 points and 11 rebounds for Ndongo and 16 points and 10 boards for Kelly. Sturdivant paced Tech with 17 points, and Tafara Gapare rounded out four Jackets in double-figures with 10.

Team Trends

- Tech has attempted 40 percent of its field goals from three-point range, which ranks only No. 108 nationally, but is the highest percentage for the Yellow Jackets since KenPom began tracking the statistic in 1996-97. To put that in perspective, Tech ranked No. 19 in the nation in 1997 with a rate of 38.9 percent.

- Tech held Syracuse to 13 points and eight field goal percentage points below its average in ACC games this season.

- Tech has held four opponents to 60 or fewer points this season, and is 3-1 in those games.

A Make-or-Miss Game

Georgia Tech's offensive rankings vs. the ACC last 7+ seasons (ACC regular season games only)

Year	PPG	FG Pct.	3pt FG Pct.
2023-24	70.3 (13)	.425 (12)	.349 (7)
2022-23	66.8 (13)	.413 (15)	.341 (9)
2021-22	66.0 (12)	.428 (10)	.325 (11)
2020-21	71.8 (6)	.482 (2)	.360 (3)
2019-20	69.9 (9)	.462 (2)	.341 (6)
2018-19	60.7 (15)	.426 (8)	.306 (12)
2017-18	63.6 (14)	.419 (12)	.312 (15)
2016-17	65.1 (14)	.434 (14)	.309 (15)

- Tech has limited its last three opponents and five of its last six to less than 40 percent shooting from the floor (37.8 percent combined).

- Tech's last six opponents have each made less than 30 percent of their three-point field goals (23.4 percent combined). Notre Dame and Syracuse each converted less than 20 percent (9-of-51, 17.6 percent, combined).

- Tech came up one rebound shy of having three players post a double-double against Syracuse. Tafara Gapare finished with 10 points and a career-high nine rebounds in the game, while Baye Ndongo had 16 points and 11 rebounds, and Miles Kelly had 16 and 10.

- Tech outrebounded Syracuse, 49-28, after having been beaten on the boards three straight games by a combined -25. The Jackets allowed only four offensive rebounds and nine second-chance points, the lowest in six games.

- At least nine players have seen the court in 25 of Tech's 26 games (only eight played against Hawai'i). Nine players average more than 10 minutes per game in ACC games.

- Tech has made 74.3 percent of its free throws (124-of-167) in its last six games.

- Tech ranks No. 108 nationally in use of its bench, 34.5 percent of the minutes compared to a national average of 31.2 percent. The Jackets rank No. 2 in the ACC and No. 81 nationally in bench scoring (23.8 points per game). Tech's reserves have scored 20 or more points in nine of its last 10 games.

- Ebenezer Dowuona** and **Deebo Coleman** both missed the last three games (Louisville, Notre Dame, Syracuse) games with injuries.

- Miles Kelly** and **Kowacie Reeves, Jr.**, remain the only Tech players to start every game this season.

- Deebo Coleman** and **Kyle Sturdivant** have not started a game this year, but have been on the floor for 16 and 16, respectively, of Tech's games at the finish.

Close But No Cigar

Georgia Tech has played well enough to knock off the top three teams in the Atlantic Coast Conference in the NCAA's NET rankings, and well enough to build significant leads in seven of its 11 losses, games which were decided by singles digits.

But the Yellow Jackets were not able to sustain the same level of play in those games, with a combination of cold shooting and turnovers leading to extended scoring runs by the opponent.

Opponent	Big Lead	Final
Boston College	16 at 19:36-2nd half	Lost, 95-87
Notre Dame	7 at 4:54-1st half	Lost 75-68 (ot)
at Duke	10 at 14:35-2nd half	Lost 84-79
Virginia	11 at 9:51-1st half	Lost 75-66
Pittsburgh	6 at 12:54-2nd half	Lost 72-64
at NC State	6 at 17:47-2nd half	Lost 82-76
Louisville	9 at 9:29-2nd half	Lost 79-67
at Notre Dame	5 at 13:37-2nd half	Lost 58-55

TECH NOTEBOOK

Tech Highs and Lows
Under Damon Stoudamire

Longest winning streak:	4 games (2023-24)
Longest ACC winning streak:	1 game (2023-24)
Longest ACC home winning streak:	1 game (2023-24)
Longest losing streak:	5 games (2023-24)
Longest ACC losing streak:	4 games (2023-24)
Most points scored in a game:	93 vs. Clemson, 1/16/2024
Most points scored in a game (regulation):	88 vs. Howard, 1/9/2023
Most points scored - ACC game:	93 vs. Clemson, 1/16/2024
Fewest points scored in a game:	51 vs. Wake Forest, 2/6/2024
Fewest points scored - ACC game:	51 vs. Wake Forest, 2/6/2024
Most points allowed in a game:	95 vs. Boston College, 1/6/2024
Most points allowed in a game (regulation):	95 vs. Boston College, 1/6/2024
Most points allowed - ACC game:	95 vs. Boston College, 1/6/2024
Fewest points allowed in a game:	49 vs. Alabama A&M, 12/9/2023
Fewest points allowed - ACC game:	58 at Notre Dame, 2/14/2023
Largest margin of victory:	22 vs. Georgia Southern (84-62), 11/6/2023
Largest margin of victory - ACC game:	5 vs. Syracuse (65-60), 2/17/2024
Largest margin of victory - road game:	5 at Hawaii (73-68), 12/22/23
Largest margin of victory - ACC road game:	3 at Clemson (93-90), 1/16/2024
Largest losing margin:	35 at Cincinnati (89-54), 11/22/23
Largest losing margin at home:	29 vs. Wake Forest (80-51), 2/6/2024
Largest losing margin - ACC game:	29 vs. Wake Forest (80-51), 2/6/2024
Most points allowed in a win:	90 vs. Clemson, 1/16/2024
Most points allowed in a loss:	87 vs. Boston College, 1/6/2024
Fewest points scored in a win:	65 vs. Syracuse, 2/17/2024
Fewest points allowed in a loss:	58 vs. Notre Dame, 2/14/2024
Largest lead:	30 points vs. Alabama A&M (2nd half), 12/9/2023
Largest deficit:	41 points vs. Cincinnati (2nd half), 11/22/2023
Largest deficit overcome to win a game:	14 points vs. Howard (2nd half-16:55), 11/9/2023
Largest 2nd-half deficit overcome to win a game:	14 points vs. Howard (16:55), 11/9/2023
Largest deficit overcome to win a road game:	11 points (2nd half 13:14) vs. Massachusetts, 12/21/23
Largest lead given up in a loss:	16 points vs. Boston College (2nd half-19:36), 1/6/2024
Largest 2nd-half lead given up in a loss:	16 points vs. Boston College (2nd half-19:36, 1/6/2024)
Highest FG pct.:	54.5 (30-55) at Duke, 1/13/2024
Highest FG pct. - ACC game:	54.5 (30-55) at Duke, 1/13/2024
Lowest FG pct.:	28.5 (17-60) vs. Wake Forest, 2/6/2024
Lowest FG pct. - ACC game:	28.5 (17-60) vs. Wake Forest, 2/6/2024
Highest 3-pt pct.:	55.0 (11-20) at Duke, 1/13/2024
Highest 3-pt pct. - ACC game:	55.0 (11-20) at Duke, 1/13/2024
Most 3-pt FG:	15 at Clemson, 1/16/2024
Most 3-pt FG - ACC game:	15 at Clemson, 1/16/2024
Lowest 3-pt pct.:	12.5 (3-24) vs. Wake Forest, 2/6/2024
Lowest 3-pt pct. - ACC game:	12.5 (3-24) vs. Wake Forest, 2/6/2024
Highest FG pct. allowed:	55.6 (35-63) vs. Boston College, 1/6/2024
Highest FG pct. allowed - ACC game:	55.6 (35-63) vs. Boston College, 1/6/2024
Lowest FG pct. allowed:	27.6 (16-58) vs. Alabama A&M, 12/9/2023
Lowest FG pct. allowed - ACC game:	31.6 (18-57) at Notre Dame, 2/14/2024
Highest 3-pt pct. allowed:	47.8 (11-23) vs. Virginia, 1/20/2024
Highest 3-pt pct. allowed - ACC game:	47.8 (11-23) vs. Virginia, 1/20/2024
Lowest 3-pt pct. allowed:	10.0 (2-20) vs. Alabama A&M, 12/9/2023
Lowest 3-pt pct. allowed - ACC game:	14.3 (3-21) at Clemson, 1/16/2024
Highest FT pct.:	85.7 (18-21) vs. Massachusetts, 12/21/2023
Highest FT pct. - ACC game:	84.6 (11-13) vs. Duke, 12/2/2023
Lowest FT pct.:	42.9 (3-7) vs. Notre Dame, 1/9/2024
Most free throws made:	18 vs. Massachusetts, 12/21/2023
Most free throws attempted:	27 vs. Georgia Southern, 11/6/2023, and Howard, 11/9/2023
Fewest free throws made:	3 vs. Notre Dame, 1/9/2024
Most assists:	25 vs. Penn State, 12/16/2023
Most assists - ACC game:	20 vs. Notre Dame, 1/9/2024
Fewest assists:	7 vs. Massachusetts, 12/21/23
Most turnovers:	20 vs. Alabama A&M, 12/9/2023
Fewest turnovers:	5 at Virginia Tech, 1/27/2024
Most blocked shots:	10 at Cincinnati, 11/22/2023
Most steals:	10 vs. Georgia Southern, 11/6/2023; Notre Dame, 1/9/2024

Player Highlights

• **Miles Kelly** is eight points away from reaching 1,000 for his career after tallying 16 against Syracuse. He would become the 48th player in Tech history to reach that milestone.

• **Kelly** has four double-doubles in points and rebounds this season after getting 16 and 10 against Syracuse. His other three came against Mississippi State (22/12), at Duke (16/11) and at NC State (20/10).

• **Kyle Sturdivant** has 23 points to go to reach 900 after scoring a team-high 17 against Syracuse, and his four three-point field goals against the Orange matched a career-best and gave him 101 for his career.

• **Sturdivant** is 17-for-19 from the free throw line over Tech's last 10 games. He leads the Jackets at 86.3 percent from the line this season, 87.1 percent (27-of-31) in ACC play.

• **Sturdivant** has averaged 17.7 points and 3.3 assists in Tech's last three ACC wins over Clemson, North Carolina and Syracuse (17-of-34 FG, 11-of-20 3pt FG, 8-of-9 FT combined).

• Freshman **Baye Ndongo** has five double-doubles this season after recording 16 points and 11 boards against the Orange. His others came against Penn State (12/19), Hawaii (22/12), Boston College (18/10) and Clemson (11/10).

• A freshman has led Tech in scoring eight times in the last 15 games. **Baye Ndongo** has led the Jackets in points in eight games this season, **Naithan George** in three, **Ibrahima Sacko** in one.

• **Kelly's** 168 career three-point field goals rank 14th in Tech program history. He needs eight to break into the top 10.

• **Ndongo** ranks No. 4 nationally among freshmen in rebound average (8.0 per game) and No. 2 in field goal percentage (58.0).

• **Ndongo** is one of two freshmen in the nation (also JT Toppin of New Mexico) to average at least 12.0 points, 8.0 rebounds, 1.1 blocks and hit 58 percent from the floor.

• **George** ranks No. 2 in the ACC in assist average (5.5 per game) and No. 3 in assist-turnover ratio (2.73-1) in conference games. He ranks fourth nationally among freshmen in assist rate, according to KenPom.com.

• **Tyzhaun Claude** is 25-of-33 (75.8 pct.) from the free throw line over Tech's last 11 games.

• **Kowacie Reeves, Jr.**, has hit a team-best 41.1 percent from three-point range in ACC games. He shot just 19 percent from three-point range in SEC games last year at Florida.

• **Reeves** has 109 three-point field goals in his college career, including 42 in 25 games this season, more threes than in either of his first two full seasons in college.

• **Deebo Coleman** has just eight turnovers this season in 456 minutes (two in 196 ACC minutes), and has had 16 turnover-free games. His turnover rate is the best of any player in the ACC (according to KenPom.com).

Tech Numbers for Home Games

Scoring average - 71.3 ppg for Tech, 71.3 for opponents
Field goal percentage - .413 for Tech, .417 for opponents
3-point percentage - .308 for Tech, .289 for opponents
3-point FG per game - 7.9 for Tech, 6.4 for opponents
Free throw percentage - .692 for Tech, .739 for opponents
FT made per game - 12.8 for Tech, 13.5 for opponents
Rebound margin - plus-3.0 per game
Turnover margin - minus-1.9 per game
Top scorer - Miles Kelly, 14.5 ppg
Top rebounder - Baye Ndongo, 6.5 rpg
Top field goal percentage - Baye Ndongo, 56.5 percent
Top 3-point percentage - Kyle Sturdivant, 41.9 percent
Top free throw shooter - Kowacie Reeves Jr., 88.0 percent

Baye One, Get One

Leading Georgia Tech in rebounding and No. 2 in scoring in ACC games, **Baye Ndongo** is putting together the finest

Offense/Defense Last 8 Years

Source: KenPom.com (Nat'l rank in parentheses)

Year	Tempo	Off. Eff.	Def. Eff.
2023-24	67.5 (194)	107.8 (149)	105.0 (148)
2022-23	66.6 (212)	104.4 (182)	103.9 (149)
2021-22	68.0 (117)	100.4 (225)	99.2 (110)
2020-21	67.3 (223)	113.7 (22)	96.2 (68)
2019-20	70.0 (88)	103.0 (171)	91.8 (16)
2018-19	66.8 (225)	101.7 (228)	96.5 (43)
2017-18	66.1 (227)	103.6 (197)	98.7 (61)
2016-17	68.2 (179)	100.0 (259)	91.0 (6)

season for a freshman since Josh Okogie in 2016-17.

The 6-9 forward is averaging 12.7 points and 7.1 rebounds in conference play this season, 12.0 points and 8.0 rebounds overall. He has connected on 57.9 percent of his field goals vs. ACC teams, 57.5 percent in all games.

Ndongo ranks No. 4 among freshmen in the ACC in scoring, leads in rebound average, field goal percentage and blocked shots.

He ranks No. 2 among the nation's freshmen in field goal percentage, and No. 4 in rebound average, and is one of only two freshmen in Division I to average at least 12.0 points, 8.0 rebounds, 1.1 blocks and hit 58 percent of his field goal tries.

Only two freshmen in Tech history, Chris Bosh in 2002-03 (9.0 rpg) and Derrick Favors in 2009-10 (8.1 rpg) has averaged more rebounds per game in a season. His 12.5 points-per-game in ACC games is the most since Okogie's 17.1 in 2016-17.

Ndongo has led the Jackets in scoring in a team-high eight games, and in rebounds in 14 games. He has done this despite missing much of pre-season practice with a broken hand, and he played only five minutes against North Carolina after being injured early.

NDONGO/OKOGIE VS. THE ACC AS FRESHMEN

Player	PPG	RPG	APG	FG%
Okogie (2016-17)	17.1	5.8	1.6	.481
Ndongo (2023-24)	12.7	7.1	0.8	.577

Three Times a Rookie (of the week)

Freshman **Baye Ndongo** missed the first three games of the season with an injury, but has made the most of his time on the court since, winning the Atlantic Coast Conference's Rookie of the Week honor three times in four weeks in December and continuing to be one of the top rookies in the ACC.

He is the first Tech freshman to win the honor three times in a season since current Phoenix Suns guard **Josh Okogie** did so in the 2016-17 season.

Most recently, he was named after earning all-tournament honors and leading the Yellow Jackets to a runner-up finish at the Diamond Head Classic in Honolulu, Hawaii. There in three games, he averaged 18.0 points and 9.3 rebounds, hitting 23-of-26 from the floor and 8-of-9 from the foul line.

He won the honor for the second time after scoring 12 points with 19 rebounds, leading the Jackets to an 82-81 OT win over Penn State on Dec. 16 at Madison Square Garden.

The first honor came Dec. 4 after he helped Tech score back-to-back victories over ranked teams - No. 7 Duke and No. 21 Mississippi State. He had a breakout game against the Blue Devils, scoring 21 points with five rebounds, four blocked shots and two assists. He went 9-of-11 from the floor.

Curious About George

Baye Ndongo is not the only freshman who has come up big for Georgia Tech this season. **Naithan George**, who signed with Tech barely a week before the start of fall semester and did not play in the Yellow Jackets' first three games, has become a

TECH NOTEBOOK

The Last Time a Jacket...

Scored 30 or more points:

Miles Kelly, 36 at Louisville, 2/10/2024

Led Tech in scoring off the bench:

Ibrahima Sacko, 13 at Notre Dame, 2/14/2024

Grabbed 15 or more rebounds:

Baye Ndongo, 19 vs. Penn State, 12/16/2023

Had 10 or more assists:

Naithan George, 11 vs. Notre Dame, 1/9/2024

Had a point/assist double-double:

Kyle Sturdivant (11 pts/10 ast) vs. Syracuse, 2/25/2023

Had a point/rebound double-double:

Baye Ndongo (16/11) and Miles Kelly (16/10 rebs) vs. Syracuse, 2/17/2024

Had a triple-double:

Ja'von Franklin, 14 pts/15 reb/10 ast at Syracuse, 2/28/2023

Played 40 minutes in regulation:

Lance Terry, Ja'von Franklin vs. Florida State, 3/7/2023

Played every minute of an overtime game:

Jose Alvarado (45 minutes/1 OT) vs. Duke, 3/2/2021

Played every minute of a multiple-OT game:

Matt Harpring (50 minutes/2 OT) vs. North Carolina, 2/9/1998

The Last Time the Jackets...

Scored 100 or more points:

vs. Clayton State (103-53) on 1/23/2022

Scored 100 or more points in regulation:

vs. Clayton State (103-53) on 1/23/2022

Scored 100 or more points in consecutive games:

vs. Jackson State (100-70) on 11/13/2006, Georgia State (103-74) on 11/16/2006

Scored 100 or more points twice in one season:

vs. Cornell (116-81), 11/13/2015, Green Bay (107-77) on 11/19/2015

Allowed 100 or more points:

vs. Georgia State (120-123) on 11/25/2020

Allowed 100 or more points in regulation:

vs. Duke (110-57) on 1/4/2017

Shot 60 percent or better:

.607 (34-56) at Georgia, 11/19/2021

Failed to make a three-point basket:

0-for-12 vs. Virginia, 1/22/2015

Did not allow a three-point basket:

0-for-11 vs. Pittsburgh, 3/5/2016

Failed to make a free throw:

0-for-3 vs. Pittsburgh, 1/14/2023

Grabbed 50 or more rebounds:

55 vs. Alabama A&M, 12/9/2023

Multiple players had a double-double:

Baye Ndongo (16 pts/11 reb) and Miles Kelly (16/10 rebs) vs. Syracuse, 2/17/2024

Multiple players had 10 or more rebounds:

Baye Ndongo (11) and Miles Kelly (10) vs. Syracuse, 2/17/2024

Had 25 or more assists:

25 vs. Penn State, 12/16/2023

Blocked 10 or more shots:

10 at Cincinnati, 11/22/2023

Had 15 or more steals:

15 vs. Florida State, 3/13/2021

Had fewer than 10 turnovers:

9 at Hawai'i, 12/22/2023

Had 5 or more players in double-figures in points:

Naithan George (20), Kyle Sturdivant (18), Kowacie Reeves, Jr. (14), Baye Ndongo (11), at Clemson, 1/6/2024

Had 6 players in double-figures in points:

Tristan Maxwell (18), Jalon Moore (15), Kyle Sturdivant (13), Lance Terry (13), Rodney Howard (11), Miles Kelly (10) vs. Alabama State, 12/17/2022

Had two or more players score 20 points:

Lance Terry (24), Miles Kelly (20) vs. Miami, 1/4/2023

Had three or more players score 20 points:

Miles Kelly (30), Lance Terry (24), Kyle Sturdivant (20) at Syracuse, 2/28/2023

Had no player score 10+ points:

Virginia (57-28 loss), 1/22/2015

Allowed no player to score 10+ points:

Hawai'i (73-40 win), 12/25/2019

Had no player play 30 minutes:

vs. Massachusetts (73-70 win), 12/21/2023

Won by 30 or more points:

Alabama State (96-60), 12/17/2022

Won by 40 or more points:

Kentucky State (98-50), 1/30/2010

Won by 50 or more points:

Clayton State (103-53), 1/23/2021

Lost by 30 or more points:

at Cincinnati (89-54), 11/22/2023

Played an overtime game:

vs. Penn State (won 82-81), 12/16/2023

Defeated a Top 10 team:

#7/7 Duke (72-68), 12/2/2023

Defeated a Top 25 team:

#7/7 Duke (72-68), 12/2/2023

Defeated a Top 10 team on the road:

#7/7 Syracuse (67-62), 3/4/2014

Defeated a Top 25 team on the road:

#16/15 Virginia Tech (69-53), 2/23/2021

Had a game postponed (subsequently rescheduled and played):

Syracuse, 12/29/2021 (COVID), played on 2/21/2022

Had a game cancelled:

Alabama A&M, 12/23/2021 (COVID)

dependable and sometimes clutch performer at point guard.

The 6-3 freshman made his debut off the bench Nov. 22 in a 34-point loss at Cincinnati before head coach **Damon Stoudamire** inserted him into the starting lineup, and he helped lift the Jackets to a 67-59 win over No. 21 Mississippi State and a 72-68 win over No. 7 Duke the next week.

George has remained in the starting lineup, ranking among the ACC leaders in assists (4.8 per game, 5.5 in ACC games) and assist/turnover ratio (2.44-1 overall, 2.73-1 in conference games) while averaging 9.1 points a game.

He has reached double figures in points in seven of Tech's last 11 games, leading the Jackets in scoring in three of those (17 at Duke, 20 at Clemson, 15 vs. Virginia). He added 52 assists against just 19 turnovers.

At Clemson, George made two three-point field goals in the final 20 seconds of regulation, and made two more field goals in the final minute of the second overtime, 10 of his 20 points. His driving layup over 6-11 Armando Bacot with seven seconds remaining lifted tech to its win over North Carolina.

TECH'S FRESHMAN POINT GUARDS

Player (Season)	PPG	RPG	APG	FG%	3PT%	FT%
Naithan George (2023-24)	9.1	2.2	4.8	.392	.288	.672
Jose Alvarado (2017-18)	12.1	3.7	3.1	.448	.370	.802
Javaris Crittenton (2006-07)	14.4	3.7	5.8	.450	.356	.783
Jarrett Jack (2002-03)	9.5	3.5	6.0	.455	.283	.703
Tony Akins (1998-99)	11.3	3.7	4.8	.316	.288	.667
Stephon Marbury (1995-96)	18.9	3.1	4.6	.457	.370	.738
Travis Best (1991-92)	12.3	2.5	5.7	.449	.386	.735
Kenny Anderson (1989-90)	20.6	5.5	8.1	.515	.410	.733
Mark Price (1982-83)	20.3	3.8	3.3	.435	.440	.877

TECH FRESHMEN WITH 100 ASSISTS IN A SEASON

Player (Season)	Games	Assists	Average
Naithan George (2023-24)	23	110	4.8
Iman Shumpert (2008-09)	31	154	4.9
Javaris Crittenton (2006-07)	32	184	5.8
Jarrett Jack (2002-03)	31	185	6.0
Tony Akins (1998-99)	31	148	4.8
Travis Spivey (1997-98)	33	143	4.3
Stephon Marbury (1995-96)	36	161	4.5
Drew Barry (1992-93)	30	164	5.5
Travis Best (1991-92)	35	198	5.7
Kenny Anderson (1989-90)	35	285	8.1
Dennis Scott (1987-88)	32	116	3.6

He Can See for Miles

After testing the waters ahead of the NBA draft last spring, **Miles Kelly** returned to Georgia Tech with an expanded game, maintaining his high-level scoring while attacking the basket more, getting to the free throw line, and improving as a rebounder.

The 6-6 junior's scoring average is ahead of last season by nearly half a point. He has scored more points from the free throw line (72-to-53) than he did all of 2022-23, and his rebound average is up more than two per game (6.1 per game compared to 3.4). He averages just under two assists per game, compared to less than one per game his first two years.

His overall shooting percentages are down this season, but his norms in ACC games are close to his overall averages in 2022-23 (41.4 pct. FG, 37.0 pct. 3-point FG).

Kelly has scored 20 or more points in seven games this season, including a career-best 36 at Louisville, and he has recorded four double-doubles in points and rebounds.

The Stone Mountain, Ga., native is poised to become Georgia tech's 48th player to score 1,000 points, needing eight to reach the milestone.

Show Me The Way (cie)

After a five-star prep career and two seasons as a solid member of the roster at Florida, Kowacie Reeves, Jr., has blossomed as a key member of his new team at Georgia Tech.

The 6-7 guard from Macon, Ga., about 70 miles south of Atlanta, has started every game for the Yellow Jackets this season (he started 17 in two seasons at Florida) and averaged 30 minutes a game, twice his court time with the Gators.

Reeves has significantly improved his career scoring average both in all games and conference games and has markedly improved his shooting percentages from the floor.

REEVES IN ALL GAMES

Years	PPG	RPG	FG%	3FG%	FT%
Career at UF	7.0	2.1	.377	.292	.724
At GT	10.1	4.1	.409	.381	.818

REEVES IN CONFERENCE GAMES

Years	PPG	RPG	FG%	3FG%	FT%
Career at UF	6.3	1.7	.352	.252	.754
At GT	9.1	3.5	.397	.411	.700

Sturdivant Sturdy off the Bench

Senior point guard **Kyle Sturdivant** has transitioned from starting point guard at the end of last season to back up in his final season as a Yellow Jacket, and continues to provide steady play for the Yellow Jackets at the position.

He is Tech's fifth-leading scorer at 8.4 points per game and has averaged 2.8 assists per game along with a 2.1-1 assist/turnover ratio. He has nine double-digit scoring games, including a career-high of 21 to lift the Jackets to a 73-70 win over UMass in the Diamond Head Classic, and 18 points in Tech's win over No. 3 North Carolina.

Just as key in Tech's Jan. 16 win at Clemson, Sturdivant

Tech All-Time vs. the ACC

Opponent	Overall	in ACC	Tourney	In McCamish Pavilion	In Opponent Current Venue	Current Streak
Boston College	19-13	15-12	1-3	4-2	6-6	Lost 1
Clemson	68-77	40-54	4-1	6-5	10-42	Won 1
Duke	25-78	21-66	3-7	2-5	5-39	Lost 1
Florida State	33-46	23-32	2-2	3-3	8-19	Lost 1
Louisville	15-27	2-11	0-1	2-4	0-6	Loss 1
Miami	13-16	11-15	1-1	3-4	4-7	Won 1
North Carolina	28-72	26-58	5-4	3-5	5-27	Won 1
NC State	44-61	36-47	3-3	2-5	7-13	Lost 4
Notre Dame	13-17	7-15	0-1	7-4	1-11	Lost 2
Pittsburgh	12-9	7-9	0-2	5-3	2-4	Lost 4
Syracuse	9-9	7-8	--	4-3	3-5	Won 2
Virginia	40-48	38-47	5-5	2-6	1-10	Lost 11
Virginia Tech	9-23	7-19	1-3	3-5	2-12	Lost 1
Wake Forest	46-43	45-41	0-4	6-2	10-21	Lost 3

TECH NOTEBOOK

Tech in the NBA / G League

Player (years at Tech)	Team
Jose Alvarado (2017-21)	New Orleans Pelicans
James Banks III (2018-20)	Maine Celtics (G League)
Michael Devoe (2018-22)	Memphis Hustle (G League)
Derrick Favors (2009-10)	Windy City Bulls (G League)
Josh Okogie (2016-18)	Phoenix Suns
Thaddeus Young (2006-07)	traded to Nets then released

Tech Alumni Elsewhere

Player (years at Tech)	Current/Most Recent Team
Brandon Alston (2017-19)	Batumi (Georgian Superleague)
Alade Aminu (2005-09)	Gigantes de Carolina (Puerto Rican BSN)
Demarco Cox (2014-15)	Quimper (France)
Mouhammad Faye (2006-08)	Promithias (Greece)
Ja'von Franklin (2022-23)	Borac CA (Serbia)
Marcus Georges-Hunt (2012-16)	Kuwait (Kuwait DI)
Trae Golden (2013-14)	Beijing (China)
Abdoulaye Gueye (2014-19)	Sigortam (Turkish BTL)
Josh Heath (2014-17)	Spirou Basket Charleroi (Belgium)
Ben Lammers (2014-18)	Gran Canaria (Spain)
Gani Lawal (2007-10)	Plateros de Fresnillo (Mexico LNBP)
Daniel Miller (2009-14)	Levanga Hokkaido Sapporo (Japan)
Charles Mitchell (2014-16)	Opera (Argentinian La Liga)
Khalid Moore (2018-22)	GS Lavrio AC (Greece)
Zachery Peacock (2006-10)	FOS Provence (France)
Shembari Phillips (2018-20)	Baskets Koblenz (Germany)
Glen Rice, Jr. (2009-12)	Power (Big3)
Robert Sampson (2013-15)	Nhatrang Dolphins (Vietnam)
Avi Schafer (2017-19)	Mikawa Sea Horses (Japan)
Adam Smith (2015-16)	Surne Bilbao Basket (Spain)
Jordan Usher (2019-22)	Perth Wildcats (Australia)
James White (2015-16)	Mauricio Baez (Dominican Republic)
Moses Wright (2017-21)	Shanxi Loongs (China)

Former Tech Players in Coaching

Player (years at Tech)	Current Position
Kenny Anderson (1989-91)	Fisk University HC
Ty Anderson (2006-09)	Wofford AC
Rod Balaris (1990-94)	Howard AC
Anthony Byrd (1981-84)	Knightdale (N.C.) HS HC
Shaun Fein (1999-2001)	Los Angeles Clippers AC
Jarrett Jack (2002-05)	Detroit Pistons AC
Winston Neal (1999-01)	Columbia State (Tenn.) HC
Fred Vinson (1992-94)	New Orleans Pelicans AC
Mfon Udofia (2009-13)	Long Island Nets (G League) HC

Former Tech Coaches in Coaching

Coach (years at Tech)	Current Position
Amir Abdur-Rahim (2011-12)	South Florida HC
Sherman Dillard (1988-94)	Iowa AC
Chad Dollar (2011-16)	Cincinnati AHC
Brian Eskildsen (2022-23)	UC Santa Barbara AC
Bruce Evans (2012-16)	North Florida AC
Tavaras Hardy (2016-18)	Loyola-Maryland HC
Paul Hewitt (2000-11)	Ontario (G League) HC
Chris Kreider (2007-09)	SMU AC
Darryl LaBarrie (2010-11, 2016-18)	Tulane AC
Robert McCullum (2010-11)	Florida A&M HC
Mamadou N'Diaye (2014-16)	Central Florida AC
Billy Schmidt (2011-14)	Chicago Bulls AC
Cliff Warren (2000-05)	SMU AC
Anthony Wilkins (2018-23)	Vanderbilt AC
Charlton Young (2005-09)	Missouri AC

scored 15 of his 18 points in the second half and overtime, hitting 5-of-5 from the free throw line. He started Tech's rally from nine points down with under two minutes remaining by hitting three free throws after getting fouled on a three-point attempt.

He is Tech's top free throw shooter by percentage at 87.8 percent (43-of-49), and has connected on 89.7 percent (26-of-29) in ACC games.

Sturdivant played the best basketball of his career over Georgia Tech's last 12 games in 2022-23, averaging 12.8 points over the last 12 games, reaching double figures in nine of them. He made 20-of-57 from three-point range (35.1 pct.) over that stretch, and had a 53/19 assist/turnover ratio.

He accomplished Tech's first point/assist double-double in six years when he scored 11 points with 10 assists on Tech's Senior Day (Feb. 25) victory against Louisville. He scored a career-high 20 points to help the Jackets run away with a 96-76 win at Syracuse.

Seven of Sturdivant's eight highest scoring games of his career have all come away from home:

- 21 vs. UMass (Diamond Head Classic), 12/21/2023
- 20 at Syracuse, 2/28/2023
- 18 at Clemson, 1/16/2024
- 18 at Notre Dame, 1/10/2023
- 17 at Louisville, 2/1/2023
- 16 at Pittsburgh, 2/21/2024
- 16 vs. Pittsburgh (ACC Tournament), 3/8/2024

Jackets Runner-up in Hawai'i

Georgia Tech came up short in its bid to win an in-season tournament for the first time in 20 years, falling by a 72-64 score against Nevada in the championship game of the Diamond Head Classic in Honolulu, Hawai'i.

The loss snapped a four-game winning streak for Tech, which defeated Massachusetts, 73-70, in the quarterfinals and Hawai'i, 73-68, in the semifinals of the tournament.

Freshman **Baye Ndongo** was voted to the all-tournament team after averaging 18.0 points and 9.3 rebounds over the three games. The 6-9 forward hit 23-of-26 field goal attempts and 8-of-9 free throws.

Senior **Kyle Sturdivant** scored a career-high 21 points to lead the Jackets against UMass, helping Tech erase an 11-point second-half deficit to get the win.

Against Hawai'i, Ndongo posted his second double-double of the season with 22 points and 12 rebounds. Tech led the game by as many as 21 points in the second half, then saw it completely evaporate before holding on in the last four minutes.

Ndongo scored 20 points with eight rebounds in the final against Nevada. Tech trailed nearly the entire game, rallying to within a single point twice in the final minutes before the Wolf Pack prevailed behind 30 points from Kenan Blackshear.

Three Wins Over Top-25 Teams

For the first time since its ACC Championship season of 2020-21, Georgia Tech has defeated three top-25 teams in the same season - No. 21 Mississippi State, No. 7 Duke and No. 3 North Carolina. Tech has a 3-1 record in games vs. top-25 teams, with the one loss coming in a close game at No. 7 Duke (84-79) in January.

Tech was 5-4 against top-25 teams in 2020-21.

The Yellow Jackets handed North Carolina their first ACC loss this season after a 9-0 start with a 74-73 win on Jan. 30 at McCamish Pavilion. It was Tech's first win over a team ranked in the top-3 since it downed the third-ranked Tar Heels in the semifinals of the 2005 ACC Tournament. It was the Jackets' first win over a top-3 team in the regular season since a March 3, 2004 win at No. 3 Duke, and its first win over a top-3 team at home since an 89-69 win over No. 1 North Carolina on Jan. 12, 1994.

Tech toppled two top-25 teams in the same week before Christmas, first holding No. 21 Mississippi State to a season low

Career Games With ...

Led Tech in Points	2023-24	Career
Deebo Coleman	1	5
Tafara Gapare	1	1
Naithan George	3	3
Miles Kelly	8	20
Baye Ndongo	8	8
Kowacie Reeves, Jr.	3	3
Ibrahima Sacko	1	1
Kyle Sturdivant	3	7
Lance Terry	-	5

Led Tech in Rebounds	2023-24	Career
Tyzhaun Claude	5	5
Tafara Gapare	1	1
Miles Kelly	5	5
Baye Ndongo	14	14
Kowacie Reeves, Jr.	3	3

Double-Figure Points	2023-24	Career
Amaree Abram	-	8
Tyzhaun Claude	3	46
Deebo Coleman	4	25
Ebenezer Dowuona	-	3
Tafara Gapare	2	2
Naithan George	9	9
Miles Kelly	22	50
Carter Murphy	-	13
Baye Ndongo	16	16
Kowacie Reeves, Jr.	12	31
Ibrahima Sacko	1	1
Kyle Sturdivant	9	35
Lance Terry	-	46

20-plus Points	2023-24	Career
Amaree Abram	-	2
Tyzhaun Claude	-	5
Deebo Coleman	1	2
Tafara Gapare	1	1
Naithan George	1	1
Miles Kelly	7	14
Baye Ndongo	3	3
Kowacie Reeves, Jr.	1	3
Kyle Sturdivant	1	2
Lance Terry	-	6

30-plus Points	2023-24	Career
Miles Kelly	2	2

10-plus Rebounds	2023-24	Career
Tyzhaun Claude	1	18
Miles Kelly	4	4
Baye Ndongo	6	6
Kowacie Reeves, Jr.	1	1

Double-Doubles	2023-24	Career
Tyzhaun Claude	1	18
Miles Kelly	4	5
Baye Ndongo	5	5
Kyle Sturdivant	1	*2
*includes one game points and assists		

Tech Among ACC Leaders

All Games	Player	#	Rank
Assist/TO ratio	Naithan George	2.44	7
Assists per game	Naithan George	4.8	2
Blocks per game	Baye Ndongo	1.17	10
	Tafara Gapare	1.13	11
Rebounds per game	Baye Ndongo	8.0	7
Off. reb. per game	Baye Ndongo	2.48	7
	Tyzhaun Claude	2.46	8
Def. reb. per game	Baye Ndongo	5.52	8
	Miles Kelly	4.88	12
Field goal pct.	Baye Ndongo	.580	3
3pt FG per game	Miles Kelly	2.04	15
Points per game	Miles Kelly	14.7	14

TECH NOTEBOOK

McCamish Pavilion 411

Name: McCamish Pavilion (mc-KAM-ish), named for Atlanta insurance executive Hank McCamish who gave the lead gift for the facility

Capacity: approximately 8,600 (6935 court level, 1665 balcony level)

Cost: \$50 million

Contractor: Whiting-Turner

Architect: Populous

Cremins Court: the court remains named for the former Tech head coach

Alexander Courtyard: located at the Fowler Street entrance, honors the former Tech director of athletics and the history of the former Tech home arena named for him

Grand entrance: 10th and Fowler Streets, foyer includes graphic representations of retired jerseys and Tech's two Final Four appearances

Other entrances: West entrance off Fowler Street (students and media), East entrance from main arena parking (for club patrons)

Features: center-hung scoreboard and video boards, mezzanine fascia ribbon boards, theatrical lighting, primarily chairback seating, club area

Facts and Dates

- 2,500 cubic yards of concrete removed
- 3,000 cubic yards of concrete installed
- 500 tons of new steel installed
- Over 1 mile of new railing installed
- 20,000 gallons of paint used
- 2,000 feet of new mechanical piping
- 2,500 feet of new ductwork
- \$4M in new audio-visual and scoreboards
- 50 TV's throughout the concourse and Callaway Club
- Farthest distance material traveled to site: 4,835 miles
- Shortest distance material traveled to site: 1 mile
- Number of Tech alumni involved in the project: over 100
- Number of days construction took: 520
- Number of 1950's old style Coke bottles found while installing the underground foundations: 11
- Number of new staircases: 13
- Number of new sports lights for the competition floor: Over 300
- 270-degree court view from concourse

Groundbreaking: May 5, 2011

Opening: October, 2012

First public event: Oct. 21, 2012 - Jacket Jam (men's and women's scrimmages)

First men's game: Nov. 9, 2012 vs. Tulane

Head coaches: Brian Gregory of Georgia Tech, Ed Conroy of Tulane

Officiating crew: Karl Hess, Gary Maxwell, Raymond Styons

TV announce crew: Tom Werme, Cory Alexander (ACC Network, syndicated over-the-air iteration)

First Tech points: Marcus Georges-Hunt (2 FT, 18:13, 1st half)

First basket: Tulane's Josh Davis (18:44, 1st half)

Attendance: 8,600 (sellout)

First women's game: Nov. 11, 2012 vs. Tennessee

Tech played 55 seasons in Alexander Memorial Coliseum, compiling a record of 556-194 (.741). Miami was the last team to play Tech there, a game Tech won, and was the first ACC team to play in McCamish Pavilion, which Miami won. For the 2011-12 season, Tech played its home games at Philips Arena and the Arena at Gwinnett.

in points in a 67-59 victory on Nov. 28. They followed that win by defeating No. 7 Duke, 72-68, on Dec. 2 to open its Atlantic Coast Conference schedule.

Tech won consecutive games against top-25 teams for the first time since the 2020-21 season – Feb. 23 at No. 16 Virginia Tech (69-53) and March 13 vs. No. 15 Florida State (80-75). The Yellow Jackets defeated No. 21 Mississippi State Tuesday night. The last time Tech played top-25 teams in back-to-back games and beat both was the 2016-17 season – Jan. 25 vs. No. 6 Florida State (78-56) and Jan. 28 vs. No. 14 Notre Dame (62-60).

Jackets At-A-Glance

Georgia Tech returns four scholarship players from its 2022-23 team, each of who started the final 10 games of the season, which included seven victories. All of them are perimeter players and were four of the top five scorers from that team - 6-6 junior **Miles Kelly** (14.4 ppg), 6-2 senior **Lance Terry** (10.1 ppg), 6-6 junior **Deebo Coleman** (9.7 ppg) and 6-3 senior **Kyle Sturdivant** (9.5 ppg).

They form the nucleus of a squad to which head coach **Damon Stoudamire** added five five-player transfer class ranked No. 17 in the nation by 247Sports, and four scholarship freshmen.

Five of the newcomers are guards and wings, including 6-4 sophomore **Amaree Abram** (8.0 ppg at Ole Miss), 6-9 sophomore **Tafara Gapare** (3.4 ppg at Massachusetts), 6-3 freshman **Naithan George** (Toronto, Canada), 6-7 junior **Kowacie Reeves** (8.5 ppg at Florida) and 6-6 freshman **Ibrahima Sacko** (Conakry, Guinea).

Stoudamire totally rebuilt the front court, which lost undersized, but productive 6-7 center **Ja'von Franklin**, by signing 6-7 graduate senior **Tyzaun Claude** (15.4 ppg, 8.6 rpg at Western Carolina) and 6-11 **Ebenezer Dowuona** (1.7 ppg, 1.9 rpg at NC State) out of the transfer portal and adding a pair of freshmen in 6-9 **Baye Ndongo** (Mbora, Senegal) and 6-9 **Ibrahim Souare** (Conakry, Guinea).

General Story Lines for 2023-24

• **109th season** - Georgia Tech is playing its 109th season of basketball in 2023-24, having compiled an all-time on-court record of 1,448-1,320 (22 wins and one loss from the 2016-17 and 2017-18 seasons were vacated by the NCAA Committee on Infractions).

• **Tech in the ACC** - Tech is playing its 45th season as a member of the Atlantic Coast Conference, having won the conference championship in 1985, 1990, 1993 and 2021. Prior to that, Tech competed in the Metro Conference for three seasons from 1975-78, was an independent from 1964-75, and was a member of the Southeastern Conference for 32 years from 1932-64, winning one title in 1938.

• Tech has been projected to finish 13th in the ACC standings this season by a vote of the conference's official media panel, the same position in which it finished last season after being projected to finish last. Tech has finished ahead of its media projection six of the last season seasons.

• Tech has a total of nine scholarship newcomers on its roster, five transfers who were judged the 17th best transfer class in the country by 247Sports, and four freshmen.

• Tech's five transfers combined to play in 263 games in their careers, and made 116 starts at their previous schools. They have combined for 19 of a possible 30 starts this season.

• **Kyle Sturdivant**, a transfer himself from USC prior to the 2020-21 season, is the elder statesman on the Tech roster, playing his fourth season. He is the lone player remaining from Tech's 2021 ACC Championship team.

• Tech concluded its non-conference schedule 7-4 against a slate that included six teams that won 20 or more games in the 2022-23 season, four of them post-season teams. Tech's four non-conference losses came to teams that currently have a combined record of 67-33.

Stoudamire Begins New Chapter for Tech

Damon Stoudamire, well-known throughout the basketball world for his success as a player and coach at the collegiate and professional levels, was named the 15th head coach in Georgia Tech men's basketball history on March 13.

Stoudamire comes to Georgia Tech after most recently serving as an assistant coach of the Boston Celtics, who currently sit atop the NBA's Atlantic Division standings. He was with the Celtics for nearly two seasons (2021-22 and 2022-23), after a successful five-season stint as the head coach at Pacific (2016-21). At Pacific, he was named West Coast Conference Coach of the Year in 2020 after leading the Tigers to a 23-10 record in 2019-20, good for the program's best winning percentage (.697) in 15 years, and a third-place finish in the powerful WCC (behind only national powers Gonzaga and St. Mary's). He also was named the recipient of the Ben Jobe Award, given to the nation's top minority head coach.

Stoudamire established himself as one of his generation's premier players when he was a three-time all-conference performer, the 1995 Pac 10 co-Player of the Year and a consensus first-team All-American at Arizona, where he played for four seasons from 1991-95. After helping lead the Wildcats to the Final Four as a junior in 1994, he capped his collegiate career by averaging 22.8 points per game, en route to the co-conference Player of the Year and consensus first-team All-America recognition in 1995. He was a finalist for 1995 Wooden Award (National Player of the Year).

At the conclusion of his Arizona career, Stoudamire was the Wildcats' all-time leader in 3-pointers made (272) and ranked second in points (1,849) and fourth in assists (663). He was the only player in Arizona history with two 40-point games.

His amateur career also included helping lead the United States to the gold medal in the 1993 World University Games (where he led the team in assists and steals despite being the youngest player on the roster) and the bronze at the 1994 Goodwill Games.

Tech Signees Nominated for McDonald's All-American Game

Georgia Tech recruits **Jaeden Mustaf** and **Cole Kirouac**, who both signed letters-of-intent to play for the Yellow Jackets in November, have been nominated to play in the McDonald's All-American Game.

Mustaf and Kirouac were on the list, released this week, of more than 700 boys and girls currently playing high school basketball. The top 48 players from that list will participate in an annual all-star games to be played in April at the Toyota Center in Houston.

Mustaf, a 6-4 combo guard whose father Jerrod starred at Maryland in the late 1980s, hails from Bowie, Md., but is attending Overtime Elite in Atlanta for his senior year after attending Carmel Christian Academy in North Carolina last year. Kirouac, a rapidly developing 6-11 big man, is from Cumming, Ga., and attended North Forsyth High School before enrolling at Brewster Academy in Wolfeboro, N.H., for his senior year.

Mustaf is ranked No. 51 overall in the 247Sports composite ranking, and No. 7 at his position. He earned all-state honors last season at Carmel Christian School, leading the Cougars to a 28-4 record and a berth in the state championship game. He averaged 15.9 points, 5.8 rebounds and 3.8 assists. He began his prep career at legendary DeMatha Catholic High School in Hyattsville, Md., where his father attended. There, he averaged 8.5 points, 3.8 rebounds and 2.3 assists as a sophomore. He also enjoyed a standout summer on the Nike EYBL Circuit in 2023 and was named MVP of the 2022 adidas 3SSB 17U Championship.

Ranked No. 30 among centers and No. 181 overall in the 247Sports composite ranking, Kirouac attended North Forsyth High School in Cumming, where he was named honorable mention all-state and also to the 6A Region 8 all-region team for his play throughout the 2022-23 season. Kirouac made the

TECH NOTEBOOK

6A Region 8 all-tournament team for his performance in the postseason, and was selected to play in the Georgia Athletic Coaches Association all-star game after the season. For the 2022-23 season, he averaged 14 points, 10 rebounds and two blocked shots per game. He played AAU ball for the Atlanta Xpress, and finished fifth in rebounding on the UA Next Circuit in 2023 (8.2 rpg).

Three Tech Alumni on NBA Rosters

Since 1982, Georgia Tech has produced 19 first-round NBA draft picks and 46 draft picks overall. A total of 42 Georgia Tech alumni have played in the NBA.

Three former Georgia Tech players played the 2022-23 season in the NBA - **Jose Alvarado** in his second season with the New Orleans Pelicans, **Josh Okogie** in his second season with the Phoenix Suns after playing four years in Minnesota, and **Thaddeus Young**, a 17-year NBA veteran in his second full season with the Toronto Raptors.

Derrick Favors, a 12-year NBA veteran who found himself a free agent at the beginning of the 2022-23 season, is on the roster of the Chicago Bulls' G League team.

Two other former Yellow Jackets played a full season in the G League in 2022-23 and are now with different G League teams - former center James Banks III with the Maine Celtics, and Michael Devoe with the Memphis Hustle.

Moses Wright, who was on the Dallas Mavericks roster in 2021-22, played in China last season and is now in Greece.

Winning Starts at Home

Georgia Tech has compiled a 130-74 record at home in 12-plus seasons in McCamish Pavilion. Tech is 50-52 on its home court in ACC games, 37-29 over the past seven-plus seasons.

Tech set a program record for wins at home (17) in 2016-17, including a 7-2 ACC record and two NIT victories.

McCamish Pavilion was essentially brand new when it opened for the 2012-13 season. The only physical elements of McCamish Pavilion that remain from the venerable Alexander Memorial Coliseum are the roof and the 32 steel ribs that support it.

The capacity of McCamish Pavilion is 8,600, including 1,665 seats in the new balcony level and 6,935 seats in the lower seating bowl. There are no suites, but there is a club area that seats 500. Alexander Memorial Coliseum seated 9,191 spectators in its final configuration.

The most impressive features of McCamish Pavilion are its grand entrance, which fronts 10th and Fowler Streets, the ability for patrons to view the court from the main concourse all the way around, and the theatrical lighting system, which concentrates light on the court while leaving the seating areas dark, modeled after the Staples Center in Los Angeles and Madison Square Garden in New York.

Prior to the opening of McCamish Pavilion, Tech played 55 seasons in Alexander Memorial Coliseum, compiling a record of 556-194 (.741). Miami was the last team to play Tech in Alexander Memorial Coliseum, a game Tech won, and was the first ACC team to play in McCamish Pavilion on Jan. 5, which Miami won. For the 2011-12 season, Tech played its home games at Philips Arena and the Arena at Gwinnett.

Arts and Letters

Beginning with Moe Miller and Lance Storrs in the summer of 2011, every four-year scholarship senior in the Georgia Tech program has graduated, with the exception 2019 senior Ben Lammers, who is playing pro ball overseas and needs to complete one course, and 2021 senior Jose Alvarado, who likewise needs to complete one course.

Eleven different Georgia Tech players have made the ACC All-Academic team since it was established in 2011, with Marcus Georges-Hunt and Tadic Jackson making it twice.

BASKETBALL GRADUATES

2012 - Derek Craig, Nick Foreman
2013 - Mfon Udofia, Pierre Jordan (Master's), Brandon Reed
2014 - Kammeon Holsey, Daniel Miller, Jason Morris
2015 - Robert Sampson
2016 - Marcus George-Hunt, Travis Jorgenson
2017 - Josh Heath, Corey Heyward, Kellen McCormick (Master's), Jordan Price (Master's), Rand Rowland, Quinton Stephens
2018 - Tadic Jackson, Ben Lammers
2019 - Abdoulaye Gueye, Sylvester Ogbonda, Brandon Alston (Master's)
2020 - Evan Cole
2021 - Shembari Phillips, Malachi Rice, Moses Wright
2022 - Michael Devoe, Khalid Moore, Bubba Parham

Tech's NCAA Tournament History

Georgia Tech has played in the NCAA Tournament 17 times in its history. Sixteen of those appearances have occurred from 1985 to the present, 10 under Bobby Cremins and five under Paul Hewitt.

The most recent was 2021, when the Yellow Jackets won the ACC Championship and earned an automatic bid, then fell 71-60 to Loyola Chicago in the opening round of the Midwest Regional.

That ended an 11-year hiatus from the NCAA Tournament that dated back to 2010, when the Yellow Jackets defeated Oklahoma State in the first round before losing to Ohio State in the round of 32 of the Midwest Regional.

Tech has a record of 23-17 in NCAA Tournament play, highlighted by its 2004 trip to the NCAA title game as well as a Final Four berth in 1990. The Yellow Jackets have reached the NCAA Sweet 16 seven times (1960, 1985, 1986, 1990, 1992, 1996, 2004).

The 2004 and 2005 appearances were Tech's first back-to-back appearances since Bobby Cremins led the Institute to the Big Dance nine straight years from 1985-93.

Georgia Tech has won at least one game in 11 of its 17 previous NCAA Tournament appearances.

Tech's ACC Tournament History

Georgia Tech has played in 43 ACC Tournaments (did not play in 2020 due to NCAA sanctions), and has a 29-39 all-time record in the event. The Yellow Jackets have won four championships, in 1985 (Atlanta), 1990 (Charlotte), 1993 (Charlotte) and 2021 (Greensboro).

Tech has been a runner-up four times (1986, 1996, 2005, 2010). The 1986, 1996 and 2010 runs to the finals occurred in Greensboro. Tech also made the finals in 2005 at the Verizon Center in Washington, D.C.

Tech was 0-2 in the ACC Tournament under coach Dwane Morrison, 15-16 under Bobby Cremins (including all three titles), 9-11 under Paul Hewitt (runner-up in 2005 and 2010), 2-5 under Brian Gregory, and 3-5 under Josh Pastner.

Tech did not play in the 2020 tournament while serving an NCAA postseason ban.

Top Freshman Seasons (ppg)

Kenny Anderson** (1989-90)	20.6
Mark Price** (1982-83)	20.3
Stephon Marbury** (1995-96)	18.9
Dion Glover (1997-98)	18.4
Josh Okogie (2016-17)	16.1
Chris Bosh** (2002-03)	15.6
Dennis Scott** (1987-88)	15.5
Javaris Crittenton (2006-07)	14.4
Thaddeus Young (2006-07)	14.4
Bruce Dalrymple** (1983-84)	13.6
Glen Rice, Jr. (2010-11)	13.3
Derrick Favors** (2009-10)	12.4
Travis Best (1991-92)	12.3
Tom Hammonds** (1985-89)	12.2
Matt Harpring (1994-95)	12.1
Baye Ndongo (2023-24)	12.0
John Salley (1982-83)	11.5
Tony Akins (1998-99)	11.3
**ACC Rookie of the Year	

Top Freshman Seasons (rpg)

Chris Bosh** (2002-03)	9.0
Derrick Favors** (2009-10)	8.4
Jeremis Smith (2005-06)	8.2
Baye Ndongo (2023-24)	8.0
Malcolm Mackey (1989-90)	7.5
Bruce Dalrymple** (1983-84)	6.9
Alvin Jones (1997-98)	6.7
Tom Hammonds** (1985-86)	6.4
James Forrest (1991-92)	6.4
Matt Harpring (1995-96)	6.2
Josh Okogie (2016-17)	6.2
**ACC Rookie of the Year	

Top Freshman Seasons (apg)

Kenny Anderson** (1989-90)	8.14
Jarrett Jack (2002-03)	5.97
Javaris Crittenton (2006-07)	5.75
Travis Best (1991-92)	5.66
Drew Barry (1992-93)	5.47
Iman Shumpert (2008-09)	4.97
Naithan George (2023-24)	4.78
Tony Akins (1998-99)	4.77
Stephon Marbury** (1995-96)	4.47
Dennis Scott** (1987-88)	3.62
Mark Price** (1982-83)	3.25
Brian Oliver (1986-87)	3.17
Jose Alvarado (2017-18)	3.08
**ACC Rookie of the Year	

BIO UPDATES

Head Coach Damon Stoudamire • 1st season at Tech

Well-known throughout the basketball world for his success as a player and coach at the collegiate and professional levels, Damon Stoudamire became the 15th head coach in Georgia Tech men's basketball history on March 14, 2023.

Stoudamire comes to Georgia Tech after most recently serving as an assistant coach of the Boston Celtics, who currently sit atop the NBA's Atlantic Division standings. He was with the Celtics for nearly two seasons (2021-22 and 2022-23), after a successful five-season stint as the head coach at Pacific (2016-21). At Pacific, he was named West Coast Conference Coach of the Year in 2020 after leading the Tigers to a 23-10 record in 2019-20, good for the program's best winning percentage (.697) in 15 years, and a third-place finish in the powerful WCC (behind only national powers Gonzaga and St. Mary's). He also was honored with the Ben Jobe Award, given annually to the nation's top minority head coach.

Stoudamire established himself as one of his generation's premier players when he was a three-time all-conference performer, the 1995 Pac-10 co-Player of the Year and a consensus first-team All-American at Arizona, where he played for four seasons from 1991-95. After helping lead the Wildcats to the Final Four as a junior in 1994, he capped his collegiate career by averaging 22.8 points per game, en route to the co-conference Player of the Year and consensus first-team All-America recognition in 1995. He was a finalist for 1995 Wooden Award (National Player of the Year).

At the conclusion of his Arizona career, Stoudamire was the Wildcats' all-time leader in 3-pointers made (272) and ranked second in points (1,849) and fourth in assists (663). He was the only player in Arizona history with two 40-point games.

His amateur career also included helping lead the United States to the gold medal in the 1993 World University Games (where he led the team in assists and steals despite being the youngest player on the roster) and the bronze at the 1994 Goodwill Games.

Stoudamire was selected by the Toronto Raptors with the seventh overall pick in the 1995 NBA Draft and averaged 13.4 points and 6.1 assists per game over the course of a 13-year professional playing career that included stints with the Raptors (1995-98), Portland Trail Blazers (1998-05), Memphis Grizzlies (2005-08) and San Antonio Spurs (2008). He was named the 1996 NBA Rookie of the Year after averaging 19 points and 9.3 assists per game in his first NBA campaign, the first of four straight seasons that he averaged at least 17 points and eight assists per contest.

Following the conclusion of his NBA playing career in 2008, Stoudamire immediately embarked on his coaching career, beginning as director of player development at Rice in 2008-09. He then went on to serve as an assistant coach with the Memphis Grizzlies for two seasons (2009-11), before getting back into the college game with stints as an assistant at Memphis (2011-13), his alma mater Arizona (2013-15) and again at Memphis (2015-16).

After helping lead Memphis and Arizona to four conference championships (two Conference USA titles at Memphis, two Pac-12 crowns at Arizona) and four NCAA Tournament berths (including back-to-back Elite Eight appearances at Arizona) in six seasons, Stoudamire was hired as the head coach at Pacific in 2016. He inherited a program coming off an 8-20 campaign and quickly built it into a WCC contender, highlighted by the 23-10 campaign in 2019-20. The Tigers' 11-5 conference record that season remains their most-ever wins in WCC play. Combined with a 9-9 record in league play in 2017-18, Stoudamire led Pacific to its only two .500-or-better conference records since the Tigers joined the WCC in 2013-14.

After posting a 9-9 overall record during the Covid-shortened 2020-21 season, Stoudamire returned to the NBA as an assistant coach for the Celtics. In his first season in Boston, he helped lead the Celtics to the 2022 NBA Finals. This season, the Celtics stand in first place in the Atlantic Division and in second both in the Eastern Conference and in the NBA's overall league standings. With Boston, he coached a pair of metro-Atlanta natives in Malcolm Brogdon (Norcross, Ga.) and Jaylen Brown (Alpharetta, Ga.).

A Portland, Ore. native, Stoudamire, 50, graduated from Woodrow Wilson High School in 1991 and earned his bachelor's degree from Arizona in 2008. He has a daughter, Kemeco, and two sons, Damon and Brandon.

Stoudamire as a Head Coach

Season	School	Overall	Conference	Postseason
2016-17	Pacific	*11-22	*4-14 / 9th	*on-court record
2017-18	Pacific	14-18	9-9 / 14th	
2018-19	Pacific	14-18	4-12 / 9th	
2019-20	Pacific	23-10	11-5 / 13rd	
2020-21	Pacific	9-9	6-7 / 5th	
at Pacific	5 years	71-77	34-47	
2023-24	Georgia Tech	11-15	4-11	
at Georgia Tech	1st year	11-15	4-11	
CAREER	6th year	82-92	38-58	

Stoudamire Coaching Resume

- Georgia Tech, head coach (2023-present)
- Boston Celtics, assistant coach (2021-23)
- Pacific, head coach (2016-21)
- Memphis, assistant coach (2015-16)
- Arizona, assistant coach (2013-15)
- Rice, director of player development (2008-09)
- Memphis, assistant coach (2011-13)
- Memphis Grizzlies, assistant coach (2009-11)

Honors: All-Pac-10 Conference (1993, 1994, 1995), Pac-10 Co-Player of the Year (1995), Consensus first-team All-American (1995), finalist for the Wooden Award (1995), West Coast Conference Coach of the Year (2020), Ben Jobe Award (2020)

Playing Experience: Lettered four years at Arizona (1991-95), Toronto Raptors (1995-98), Portland Trail Blazers (1998-2005), Memphis Grizzlies (2005-08), San Antonio Spurs (2008)

Coaching Staff

KARL HOBBS

Associate Head Coach • 1st season at Tech

Karl Hobbs, who directed George Washington to three straight NCAA Tournament appearances as a head coach, captured two national titles as an assistant at Connecticut and helped Rutgers to three post-season appearances in his most recent stop, joined the Georgia Tech men's basketball staff as associate head coach in April of 2023.

Hobbs has 36 seasons of Division I coaching experience and 21 post-season appearances on his resume, and comes to The Flats following seven seasons as associate head coach at Rutgers. He helped guide the Scarlet Knights to post-season appearances each of the past three seasons, including back-to-back appearances in the NCAA Tournament in 2021 and 2022, marking the first time RU made the big dance in consecutive seasons since 1976. Hobbs helped Rutgers snap a 30-year NCAA Tournament drought when the Scarlet Knights earned a berth in the 2021 the NCAA Tournament, their first appearance since 1991.

B.J. ELDER

Assistant Coach • 5th season at Tech

A standout member of the Yellow Jackets' 2004 NCAA runner-up team, B.J. Elder joined the men's basketball staff in July of 2019 as associate director of player personnel. He was elevated to assistant coach in December 2023 for the remainder of the 2023-24 season.

A veteran of 10 years in European professional basketball following his stellar Tech career, Elder, 38, came to Tech following three seasons as assistant boys' basketball coach at Clarkston High School. He has served as the basketball staff's liaison with academic services, campus housing and dining, media and marketing, as well as spearheading outreach to former Tech players.

PERSHIN WILLIAMS

Assistant Coach • 1st season at Tech

A former graduate assistant with the Georgia Tech men's basketball program, Pershin Williams joined the Yellow Jackets' men's basketball staff as assistant coach in April of 2023 following four seasons on the bench at Kennesaw State.

Now with 12 years of full-time college coaching experience, Williams helped head coach Amir Abdur-Rahim build the KSU program into a championship team in the Atlantic Sun Conference and an NCAA Tournament team in 2023. KSU went 26-9 last season, 15-3 in the A-Sun, and three Owls earned all-conference recognition after being picked to finish eighth in the pre-season conference poll.

NATE BABCOCK

Assistant Coach • 1st season at Tech

After two seasons as an assistant coach with the Grand Rapids Gold in the G League, Nate Babcock joined the Georgia Tech men's basketball staff as quality control coach in June of 2023. He returns to the collegiate ranks after nine years on the professional level.

Prior to his time in Grand Rapids, the G League affiliate of the Denver Nuggets, Babcock spent seven years in various support roles in the NBA and G League. He joined the Gold after three years as the special assistant to the head coach with the Atlanta Hawks organization where he assisted with player development as well as opponent scouting and game preparation.

BONZI WELLS

Assistant Coach • 1st season at Tech

A 12-year veteran of professional basketball, including 10 in the National Basketball Association, Bonzi Wells joined the Georgia Tech men's basketball staff as an assistant coach in August of 2023. Wells will concentrate his efforts on player development and on-court coaching.

Wells, 46, came to Tech following two seasons as the head coach at Division II LeMoyne-Owen College in Memphis, Tenn., where he led the Magicians to a 34-23 record across his two years, including an 18-11 mark in 2022-23.

BIO UPDATES (see game-by-game stats and career highs in stat pack)

24 • Amaree Abram • G • 6-4 • 195 • So.

- Name pronounced "uh-MAR-ee"
- Started each of the first four games for Tech this season, averaging 14.0 minutes, 4.7 points, 1.5 assists per game
- Has played in just six games since ... Scored five points in 11 minutes against Wake Forest in his last game
- Has hit 11-of-42 shots from the floor, 4-of-20 from three-point range
- Former four-star guard prospect out of Texas who transferred from Ole Miss following his freshman season, joined the Yellow Jackets in the summer of 2023
- Has three years of eligibility after starting 22 games and averaging 21 minutes as a freshman
- Was invited to participate in training camp for the USA Basketball U19 team that was to compete in the FIBA Men's U19 World Cup, but did not make the cut to the 18 finalists
- Left-handed point guard who was one of the most promising freshman guards in the SEC in 2022-23 with excellent positional size, high-level scoring and passing ability and high intensity on defense
- Saw action in all 33 games for Ole Miss during his first year, starting in 22 games ... Averaged 21.0 minutes per contest ... Recorded 8.0 points, 2.0 rebounds, and 2.0 assists per contest ... Fourth on the team in scoring and second in assists
- Finished second on the team with 39 three pointers made, shooting a team-high 36.4 percent from deep

12 • Tyzhaun Claude • F • 6-7 • 226 • Sr.

- First name pronounced "tie-ZHON" ... Graduate transfer with one year of eligibility at Tech
- Started each of the first four games this season in the post, last 22 off the bench, averaging 17.5 minutes per game ... Played 20-plus minutes six of last 10 games
- Tech's seventh-leading scorer (5.0 ppg), third-leading rebounder (5.2 rpg)
- Averaged 6.0 rebounds over his last six games, and shot 75.8 percent from the free throw line (25-of-33) over his last 11 games
- Has hit 48.4 percent of his shots from the floor, and ranks eighth in the ACC in offensive rebounds (2.46 per game)
- Averaging 4.5 points (50 pct. FG, 76.5 pct. FT) and 4.8 rebounds in ACC games (18.1 mpg)
- Scored nine points (7-8 FT) with eight rebounds in Jan. 16 win at Clemson, six of his points in OT ... Had nine points, eight rebounds, three blocks in win vs. North Carolina
- Has taken eight rebounds or more in nine games
- Posted a double-double (10 pts/10 reb) in the season-opener against Georgia Southern and 19 points vs. Howard
- Fell one rebound shy of another double-double with 10 points (4-4 FG) and nine boards against Alabama A&M
- Averaged 6.3 rebounds in three games at the Diamond Head Classic
- Tech's second closest player to 1,000 career points with 923 (Miles Kelly has 992).
- One of the top scorers and rebounders in the Southern Conference in 2022-23, earned third-team all-conference honors for Western Carolina after starting his college career at Morehead State
- Second on the WCU roster with 15.4 points per game and snagged a SoCon-best 8.6 rebounds per game
- His 3.2 offensive boards per contest were also tops in the league while ranking 30th in the NCAA
- In 28 games, finished with double-figure scoring 27 times, including 15 consecutive games to close season ... Has 15 career double-doubles, 11 of them last season at Western Carolina
- Led the Catamounts in blocked shots, and shot 52.3 percent from the floor and 72 percent from the free throw line
- Made the Southern Conference all-tournament team in 2023 after averaging 15.0 points and 8.0 rebounds in two games

3 • Dallan "Deebo" Coleman • G • 6-6 • 210 • Jr.

- Wing guard who has come off the bench to average 6.5 points, second-best among Tech reserves, in 20.1 minutes per game
- Averaged 16 ppg in Tech's first three games (15-24 FG, 9-16 3pt FG), but has averaged just 4.9 points (28-80 FG) in the 19 games since ... Sat out Tech's last three games (Louisville, Notre Dame, Syracuse) with injury
- In ACC games, averaging 4.6 points, 2.4 rebounds, while hitting 39.2 percent from the floor (35.5 pct. on threes) ... Only two turnovers in 12 games
- Averaged 6.7 points in three Diamond Head Classic games, including 12 in win vs. UMass and eight vs. Nevada
- Connected on 39.8 percent from the floor this season in all games, 36.3 percent from three-point range (second on the team)
- Had at least one three-pointer in 11 straight games (13-for-32) before going 0-for-2 at NC State
- Taken 80 of his 123 shot attempts from three-point range (connected on 20-of-43 inside the arc) ... 175 of 274 attempts last season from three-point range
- Career 35.9-percent shooter from three-point range ... Has 129 career three-point field goals, which ranks No. 18 in program history
- Started a team-high 31 games last season, reaching double-figure points in 14
- Was No. 4 on the Tech stat chart in scoring (9.5 ppg), No. 2 in minutes per game (31.3) and three-point field goals (57-of-175) ... No. 3 in free throws (51-of-74) and No. 4 in three-point percentage (32.6 pct.)
- In ACC games, averaged 9.1 points per game (fourth on team) while hitting 35.9 percent from the floor, 31.6 percent (36-of-114) on threes ... Averaged 13.5 points in two ACC Tournament games while hitting 8-of-20 from the floor and 5-of-13 from three-point range
- Consensus four-star prospect out of high school, rated at No. 48 in the class of 2021 according to the 247Sports Composite rankings (Florida Class 4A Player of the Year as a senior)
- Born and raised in Memphis, Tenn., spent his high school years in Jacksonville, Fla., area, where his father, Ran, is a high school head coach

10 • Ebenezer Dowuona • C • 6-11 • 230 • Sr.

- Last name pronounced "duh-WANNA" ... Goes by "Ebe" (EEE-bee)
- Post player in his fourth collegiate season, but is eligible to take a COVID year if he chooses
- Played in 18 games, averaging 9.7 minutes, and started 13 ... Started eight ACC games ... Missed last three games (Louisville, Notre Dame, Syracuse) with injury
- Averaged 0.7 points and 1.3 rebounds in eight ACC games (9.6 mpg)
- Scoreless in his last six games (last scored a bucket Jan. 13 at Duke)
- His defensive play in the post was a key factor in Tech's wins over top-25 teams Mississippi State and Duke in December (combined +24 plus/minus) and No. 3 North Carolina (helped limit Bacot to 9 pts/9 reb. 8 FGA, forced a miss by Davis on final possession) ... Played 53 total minutes in those games (three of his four highest minute totals this season), blocked three shots and grabbed seven rebounds
- Former four-star high school prospect in the state of Georgia who played three seasons at NC State before enrolling at Georgia Tech in the summer of 2023
- Averaged 2.6 points and 2.7 rebounds, connecting on 51 percent of his shots from the floor across three seasons
- Played in 61 games, starting 30, over the last two seasons with the Wolfpack, and blocked 80 shots
- Helped lift the Wolfpack to a berth in the NIT as a freshman and the NCAA Tournament in 2022-23
- Best season came in 2021-22 when he started 27 games and averaged 4.1 points (55.9 pct. FG) and 4.1 rebounds in 31 games
- High school teammate of Lance Terry at The Heritage School in Newnan, Ga.

BIO UPDATES (see game-by-game stats and career highs in stat pack)

5 • Tafara Gapare • F • 6-9 • 206 • So.

- Name pronounced "tuh-FAR-uh guh-PAR-ee"
- Versatile, athletic and skilled player who can score, rebound, pass and defend multiple positions
- Played in 23 games, starting nine, and averaged 16.6 minutes ... Has started Tech's last three games and played 20 or more minutes in five of the last six
- Started ACC games at Duke (8 points, 3 blocks), at Louisville (1 point, 5 rebounds), at Notre Dame (1 point, 2 rebounds, 1 block) and Syracuse (10 points, 9 rebounds, 2 assists, 1 block, 1 steal)
- Key off the bench in Tech's win over No. 3 North Carolina (6 points, career-high 8 rebounds, 3 blocks)
- Averaging 4.1 points, 2.9 rebounds, 30 percent FG in 13 ACC games
- Has 26 blocked shots and ranks 11th in the ACC in blocks per game (1.13) despite his limited minutes
- Returned from a three-game absence early in the season to score 35 points with 11 rebounds in Tech's three games against Georgia, Alabama A&M and Penn State ... Went 13-26 from the floor with three blocks and two steals in 61 total minutes
- Scored career-high 20 points with six boards in 28 minutes in Tech's win over Penn State
- Scored nine points with seven rebounds and four blocks to help Tech defeat Hawaii in the Diamond Head Classic
- Former four-star-rated recruit from New Zealand who spent his senior year of high school in Connecticut and played his freshman year at Massachusetts
- Enrolled for the summer, 2023 term and has three seasons of eligibility remaining
- Averaged 12.4 minutes per game over 30 games as a freshman at UMass (3.4 points, 2.1 rebounds per game, 31.2 percent) ... Despite limited playing time, led the team in blocked shots (20) and went to the free throw line 40 times
- Spent the 2021-22 year at the South Kent School in Connecticut ... Ranked as the No. 1 player in Connecticut and No. 10 power forward by 247Sports for the Class of 2023

2 • Naithan George • G • 6-3 • 180 • Fr.

- Point guard from Canada who attended Canyon International Academy in Glendale, Ariz., his last three years of high school
- First freshman to start at point guard for Tech since Jose Alvarado
- Has started Tech's last 22 games, averaging 29.0 minutes and playing well in Tech's bigger wins
- Averaging 9.5 points and 4.8 assists (No. 2 in the ACC) in all games; 9.6 points and 5.5 assists (No. 2 in the ACC) in conference games
- Has Tech highest assist average (4.78) for a freshman since Javaris Crittenton in 2006-07 (5.75), and is Tech's first freshman since 2008-09 (Iman Shumpert) to have 100 assists
- Owns the ACC's third-best assist-turnover ratio in conference games (2.78-1) ... Ranks No. 7 in all games (2.44-1)
- Scored in double digits in seven of Tech's last 11 games - only twice in his first 12 games
- Scored 10 of his season-high 20 points in the final 22 seconds of regulation and final minute of second OT to lift Tech over Clemson ... Scored the winning basket vs. North Carolina with a left-handed layup over Armando Bacot
- Has seven games of seven or more assists, including season high 11 against Notre Dame, most for a Tech player since 2008
- Averaged 10.7 points and 3.3 assists to help Tech's runner-up finish at the Diamond Head Classic, including a season-high 14 points in semifinal win over Hawaii
- Made first career start vs. Mississippi State, scoring 11 points with four rebounds in 32 minutes
- Made his Tech debut at Cincinnati after not playing first three games, scoring eight points and hitting two three-point field goals in 15 minutes (11 in the second half)
- Plays with high energy and has a tremendous work ethic ... Committed to playing both ends of the floor
- Chose Tech over offers from Texas A&M Corpus Christi, Sam Houston State, Seattle
- Averaged 15 points, eight assists and five rebounds per game in 2022-23 at Canyon International Academy, which fields a national team that competes against junior colleges and on The Grind Session prep circuit
- Led to state championships in 2022 and 2023
- Earned all-breakout honors at the Peach Jam playing for the Arizona Unity team, averaging 10 points, 4.8 rebounds and 3.7 assists over six games (27.2 minutes per game)

13 • Miles Kelly • G • 6-6 • 180 • Jr.

- Accurate shooter from long range who also plays some point and has developed into a consistently productive scorer for the Yellow Jackets
- One of two Tech players to start every game this season (Kowacie Reeves, Jr., is the other) and leads Tech in minutes
- Currently Tech's top scorer (14.7 ppg) and No. 2 rebounder (6.1 rpg) ... Has reached double figures in points in all but four games
- Scored a career-high 36 points (11-20 FG, 6-11 3pt FG, 8-10 FT) at Louisville, one game after he went scoreless against Wake Forest
- Has scored 20-plus points six other times this season - 25 points against Georgia Southern, 27 vs. Howard, 22 vs. Mississippi State, 20 at Florida State, 25 vs. Notre Dame, 20 at NC State
- Has recorded four double-doubles - Mississippi State (22 pts/12 reb), at Duke (16/11), at NC State (20/10), Syracuse (16/11)
- Averaging 14.7 points and 6.1 rebounds in ACC play ... Shooting percentages improved over full-season norms (41.4 percent FG, 37.0 percent 3-point FG, 78.4 percent FT)
- Has hit 37.0 percent of his shots from the floor and 30.6 percent from three-point range in all games
- Tech's top three-point shooter for the season by volume and No. 4 by percentage
- No. 9 in the ACC on three-point field goals made in conference games (2.47 per game), 20th in percentage
- Averaged 10.3 points and 5.3 rebounds in the Diamond Head Classic
- Hit two free throws with 2.1 seconds left to lift Tech to a win over Penn State, and hit two to seal Tech's win over Hawai'i in the Diamond Head Classic semifinals
- Has been Tech's most frequent visitor to the free throw line this season (100 attempts in 26 games), but is only third on the team in ACC games
- Needs eight points to reach 1,000 for his career (has 992) ... Has 168 career three-point field goals, which ranks No. 14 in program history
- Was Tech's leading scorer in 2022-23 (14.4 ppg) overall and in conference games (14.8 ppg) ... Reached double figures in 25 games total
- Averaged 19.8 points and 3.1 rebounds over Tech's last eight games of 2022-23, hitting 47.7 percent from the floor (53-of-111), 44.3 percent (35-of-79) from three-point range
- In ACC games, shot 40.2 percent from the floor, 38.4 percent from three-point range and 93.5 percent from the free throw line
- Led Tech and set a program record for free throw percentage (89.83 pct. on 59 attempts), breaking the previous mark of 88.73 percent set by Anthony Morrow in 2005-06 ... Had a streak of 24 straight FT made at one point in the season
- Has hit three or more triples in a game 27 times in his career (16 times last season, 8 this season)
- Atlanta-area native who spent his senior year of high school at Hargrave Military Academy in Virginia, after prepping at Parkview High School in Lilburn ... Consensus four-star No. 87 in the 247Sports composite rankings

4 • Carter Murphy • G • 6-4 • 205 • Sr.

- Came to Georgia Tech as a graduate transfer after four years at the Air Force Academy, where he graduated with a bachelor's degree in data science and is pursuing a master's degree in operations research at Tech
- Played in 11 games, going 7-for-16 from three-point range
- Hit a pair of three-pointers and scored a season-high eight points at Louisville
- Missed 12 games with an ankle injury before returning to action Jan. 27 at Virginia Tech (six points on two three-point FG in 11 minutes) ... Averaged 10.5 minutes in Tech's six games since
- Saw action in 70 games over four seasons at Air Force, making eight starts and averaging 14.3 minutes ... Connected on 46.6 percent of his shots from the floor, 30.7 on threes and 85 percent from the foul line in his Falcons career, and averaged 5.0 points
- Played in 31 games as a senior (two starts) and hit career high marks in every statistical category
- Fourth on team in scoring, averaging 7.2 points per game ... Second on team in shooting at .500 from the field and third in free throw percentage (.829)
- Averaged 15.3 points over the last seven games of the season, reaching double figures in all seven ... Scored career-high 19 points in final game at Mountain West tourney vs. UNLV

BIO UPDATES (see game-by-game stats and career highs in stat pack)

11 • Baye Ndongo • F • 6-9 • 214 • Fr.

- Name pronounced "BYE NDONG-go" ... Pronounce the N with no vowel before or after
- Played and started last 23 games after missing the first three and most of the pre-season with a hand injury ... Excellent defender and rebounder who is difficult to stop around the basket
- Tech's top rebounder at 8.0 per game and No. 2 scorer at 12.0 points per game ... Ranks No. 7 in the ACC in rebound average, No. 7 in offensive rebounds (2.48 per game), No. 3 in field goal percentage (58.0) and No. 10 in blocked shots (1.17 per game)
- No. 4 among freshmen nationally in rebound average and No. 2 in field goal percentage
- One of two freshmen in the nation (JT Toppin of New Mexico is the other) to average at least 12.0 points, 8.0 rebounds, 1.1 blocks and hit 58 percent from the floor
- Averaging 12.7 points and 7.1 rebounds in ACC games ... Has hit 57.7 percent from the floor (6th-best in the ACC)
- Has five double-doubles this season (Penn State, Hawai'i, Boston College, Clemson, Syracuse), missed three others by one rebound
- Scored in double digits in 12 straight games before UNC (played only 5 minutes due to injury), averaging 15.4 points and 9.3 rebounds, and hit on 66.1 percent of his field goals (78-of-118)
- Named ACC Rookie of the Week three times this season, most recently after making the all-tournament team at the Diamond Head Classic (18.0 ppg, 9.3 rpg, 23-26 FG, 8-9 FT) ... That included a 22-point, 12-rebound game in the semifinals vs. Hawaii ... Scored 20 with eight boards against Nevada
- Had his breakout game Dec. 2 vs. No. 7 Duke with 21 points (9-11 FG), 5 rebounds, 4 blocked shots, 2 assists ... Named ACC Rookie of the Week after that effort
- Notched first career double-double Dec. 16 against Penn State with 12 points and 19 rebounds ... Tied for most rebounds ever by a Tech freshman ... Again named ACC Rookie of the Week for that performance
- Versatile, skilled and athletic forward who was rated a four-star prospect by On3, three-star by Rivals and 247Sports ... Ranked as high as No. 120 by Rivals and No. 23 among power forwards
- Chose the Yellow Jackets over Michigan and Nebraska after originally committing to Rutgers in January
- Has a 7-foot, 2-inch wingspan ... Grew up in a soccer family, but an older sister persuaded him to trying basketball at age 14
- Played the 2022-23 season at Putnam (Conn.) Science Academy, helping lead the team to its fourth national prep school championship in five years (38-3 record in 2022-23)
- Averaged 8.3 points and 4.8 rebounds with three double-doubles, and shot 59.2 percent from inside the three-point arc
- Played for Senegal's U19 team in the U19 World Cup in 2021 ... Averaged 7.6 points, 6.0 rebounds, 1.9 assists, 1.3 steals and 0.9 blocks over seven games

35 • Emmer Nichols • F • 6-6 • 215 • r-Fr.

- Non-scholarship player who joined the Tech program for the fall, 2022 semester ... Redshirted the 2022-23 season
- Played in two games ... Saw the first action of his career Nov. 22 at Cincinnati (two minutes, one rebound)
- Out for season with a broken leg suffered Jan. 19
- Versatile player and left-handed shooter who is skilled in all facets of the game
- No. 42-ranked player in the state of California according to Max Preps
- Played four years at Sacred Heart Preparatory School, serving two years as team captain
- Helped Sacred Heart to a pair of league championships, including a Central Coast Section title in 2021
- As a senior, led SHP to a 25-5 record overall as a senior and 14-0 mark in its league
- Earned second-team Central Coast Section WBAL all-league, first-team all-league in 2020 and 2022 (MVP and defensive player of the year in 2022)

14 • Kowacie Reeves, Jr. • F • 6-7 • 202 • Jr.

- First name pronounced "ko-WAY-see" ... Answers to "WAY-see"
- One of two Tech players to start every game this season (Miles Kelly is the other) and is No. 2 on the team in minutes
- No. 3 in Tech's scoring column at 10.1 points per game, hitting double digits in 12 games
- Reached double digits just once in Tech's last seven games (12 at NC State), averaging 4.9 points and hitting 13-of-51 from the floor
- Has connected on 40.9 percent of his shots from the floor, leads the team in three-point rate (38.1 pct.) and is No. 2 in free throw percentage (81.8 pct.)
- No. 3 on the team blocked shots (15) and steals (15)
- Averaging 9.1 points in ACC games, while connecting on 39.7 percent from the floor and team-high 41.1 percent on threes
- Has 109 three-point field goals in his college career, including 43 in 25 games this season, more threes than in either of his first two full seasons in college
- Averaged 8.3 points and 4.3 rebounds in three games to help Tech reach the championship game of the Diamond Head Classic
- Notched first career double-double against Alabama A&M with 20 points and 10 rebounds ... Was his third career 20-point game
- Tallied 14 points (5-7 FG, 4-5 3pt FG) with four rebounds in his ACC debut vs. Duke ... Scored 15 with five boards vs. Penn State ... Had 18 points with six boards at Florida State ... Had 15 points on five three-pointers at Clemson
- Former four- and five-star-rated recruit from Georgia who played two seasons at Florida before transferring to Georgia Tech ... Has two seasons of eligibility remaining
- Helped lead Florida to appearances in the NIT both of his seasons in Gainesville ... Averaged 7.1 points and 2.1 rebounds in 60 games (17 starts), averaging 17.5 minutes per game
- Rivals five-star recruit and ESPN and 247 four-star prospect in 2021, rated in the top 30 overall and the No. 6 shooting guard by both Rivals and 247

23 • Ibrahima Sacko • G/F • 6-6 • 225 • Fr.

- Name pronounced "EE-bruh-HEE-muh SOCK-oh"
- Excellent rebounder and defender with high level athleticism who has played in 19 games, averaging 11.3 minutes
- Has scored points in 12 of his 19 games, with a season-high of 13 at Notre Dame and six at Louisville
- Started three ACC games (Florida State, Pittsburgh, Virginia Tech), totalling 27 minutes, no points and five rebounds
- Grabbed season-high eight rebounds vs. UMass Lowell, and an ACC high of five vs. Pittsburgh
- One of the top players out of Canada in the class of 2023 ... Rated a top-3 player in the country by Canadian recruiting analyst Josh Millican
- Athletic and physical player who is known for his defensive capabilities and also adept at putting the ball on the floor
- Has a wingspan of 6 feet, 9 inches and a standing reach of 8 feet, 7 inches
- Native of Guinea who came to Canada in 2022 to prep at J. Addison School in Markham, Ontario ... Earned OSBA first-team all-star and defensive player of the year honors after leading the Jaguars to the OSBA semifinals ... Averaged 29 points, 11 rebounds, 4 assists, 2 blocks, 2 steals per game
- Led the Jaguars to the championship of the Beach Ball Classic in Myrtle Beach, S.C., where he was named MVP after averaging 16.5 points, 5 assists, 5 rebounds and 1.5 steals per game
- Was invited to compete in the spring at the Nike Hoops Summit in Portland to compete for the World team against some of the best players in the 2023 class, but did not compete due to injury

33 • Marcos San Miguel • G • 6-4 • 190 • Fr.

- First-year non-scholarship student-athlete from Campbell High School in Smyrna
- Four-year varsity letterwinner in basketball at Campbell High School, serving as team captain three years ... Helped the Spartans to a 17-12 overall record as a senior
- Graduated from Campbell with a 4.77 weighted GPA ... Also served in IB Leadership Core Team, Human Rights Club (Vice President), Interact Service Club, Chess Club, Academic Quiz Bowl, National Honor Society, Spanish Honor Society, Campbell Fellowship
- Gold Scholar at Georgia Tech enrolled in computer science with a minor in Spanish
- Officiates youth basketball in his spare time for East Marietta Basketball, Inc. ... Founded and leads organization called Take a Charge National Fundraising Campaign, in which he seeks donations for each charge he takes in basketball games, originating to raise funds for a friend who suffered a traumatic brain injury playing football, with additional funds directed toward people in need

BIO UPDATES (see game-by-game stats and career highs in stat pack)

30 • Ibrahim Souare • F • 6-9 • 214 • Fr.

- Name pronounced "EE-bruh-HEEM SWAR-ay (rhymes with soiree)"
- Power forward prospect from Guinea who was recruited out of Canyon International Academy in Glendale, Ariz.
- Enrolled for fall semester and eligible to play in 2023-24 ... Has not seen action this season
- Measured 7-2 wingspan, 30-inch vertical leap ... Listed at 6-foot-7 for the FIBA 2022 U18 Championship, grown two inches since then
- Averaged 11.7 points, 7.7 rebounds and 1.7 assists for Guinea in the 2022 FIBA U18 African Championship in Madagascar ... Averaged 29.3 minutes over six games

1 • Kyle Sturdivant • G • 6-3 • 195 • Sr.

- Last name pronounced "STIR-de-vunt"
- Playing his fourth season at Tech after transferring from Southern California ... Has been Tech's No. 2 point guard for most of that time, but has started 49 games
- Has played in 138 games in his career, most among the Yellow Jackets, 117 of them in a Tech uniform ... Had his 138 games all been played at Tech, he would rank No. 1 in program history
- Key figure off the bench as Tech's No. 2 point guard, averaging 8.4 points with nine double-digit games
- Averaging five fewer minutes per game than 2022-23 but has produced .422 points per minute this season compared to .316 for his career previously, and raised his shooting percentages across the board
- Has averaged 2.8 assists while compiling a 2.1-1 assist/turnover ratio ... Has five games of five or more assists
- Averaging 19.9 minutes and connected on 42.0 percent from the floor overall, 38.4 percent on threes
- Averaging 8.5 points and 2.9 assists in ACC games
- Averaged 17.7 points and 3.3 assists in Tech's last three ACC wins over Clemson, North Carolina and Syracuse ... Hit 17-of-34 from the floor, 11-of-20 from three-point range, 8-of-9 from the foul line combined in those three games
- Just missed a triple-double against Boston College (11 points, career-high 10 rebounds, nine assists)
- Averaged 10.3 points and 2.0 assists in the Diamond Head Classic, scoring a career-high 21 points in Tech's quarterfinal win over UMass ... Made 6-of-10 from the floor, 8-of-8 from the foul line
- Keyed Tech's win over No. 21 Mississippi State with 12 points (4-7 FG) in 26 minutes ... Scored 18 points, 15 of them in the second half and OT, in win at Clemson
- Needs 23 points to reach 900 for his career ... Surpassed 100 career three-point field goals against Syracuse
- Seven of the nine highest point totals of his career have come away from McCamish Pavilion, including career-best 21 vs. UMass, 18 at Clemson this season
- Averaged 8.6 points per game in 2022-23 (fifth on the team) ... No. 2 on the team in assist average (3.3 per game) and 8th in the ACC in assist/turnover ratio (2.09-1) ... Shot 39.3 percent from the floor and 32.1 percent from distance
- In ACC games, averaged 7.8 points and 3.3 assists per game, hitting 39.3 percent from the floor and 30.3 percent on threes
- Started Tech's last 12 games and played the best basketball of his career over that stretch ... Averaged 12.6 points and reached double digits in nine games ... Connected on 35.1 percent (20-of-57) from three-point range, and compiled a 53/19 assist/turnover ratio ... Averaged nearly 33 minutes per game over that stretch
- In the ACC Tournament, averaged 12.5 points and dealt 15 assists against three turnovers
- Started 28 games in 2021-22, including the last 20 ... Averaged 25.2 minutes, 7.6 points (third on Tech's team) and 2.3 assists for the season ... Team-best 73/38 assist/turnover ratio
- Played in every game off the bench his first year at Tech in 2020-21, averaging 3.5 points while posting a solid 27/17 assist/turnover ratio

0 • Lance Terry • G • 6-3 • 198 • Sr.

- Atlanta-area high school product who played three seasons at Gardner-Webb University, then transferred to Georgia Tech and enrolled for the summer term
- Is recovered from a pre-season injury that forced him to miss the first eight games, but has elected to red-shirt and return to action in 2023-24 ... Cleared to practice just before Tech's trip to Hawaii
- Has the most career points (892) of any player on the Tech roster
- No. 2 on the team in scoring at 10.1 points per game in 2022-23 while hitting 42.1 percent of his shots from the floor, 38.8 from three-point range (top percentage on the team) and 81.4 percent from the foul line
- Averaged 11.4 points in ACC games (No. 2 on the team), connecting on 41.3 percent from the floor, a team-high 42.1 from three-point distance and 79.4 percent from the free throw stripe
- Was a key figure both as a starter and a reserve offensively, and his best offensive games occurred in Tech's seven ACC wins (tournament win included) ... Scored a season-high 24 points in the Jackets' Jan. 4 win over No. 12 Miami, 19 in their Feb. 8 win over Notre Dame, 14 vs. Virginia Tech on Feb. 15, 17 vs. Louisville on Feb. 25, 24 at Syracuse on Feb. 28 and 17 at Boston College
- In those seven wins, averaged 17.7 points, connected on 47.3 percent of his field goals, and 52.1 percent of his threes, playing the full 40 minutes in all but the Syracuse game, in which he was subbed out with 56 seconds left when the Jackets emptied the bench
- Missed four straight ACC games (Syracuse on Jan. 21 through Louisville on Feb. 1) with a hamstring injury ... After his return (Tech's last 11 games), averaged 13.3 points per game while hitting 43.4 percent from the floor (53-of-122) and 43.3 percent from behind the arc (26-of-60) ... Scored the game-winning basket on the tip-in at the final horn against Notre Dame
- Scored 41 points in Tech's in back-to-back games against Miami (season-high 24) and Florida State (17) in early January ... Hit 14-of-28 FG, 7-11 3-point FG and 6-of-8 FT, with 11 rebounds, in those two games
- Started 21 of the 29 games he played, including 15 ACC games (regular season plus tournament)
- Had the best turnover rate on the team (1.3 per 40 minutes)
- Thirteen double-figure scoring games altogether in 2022-23, eight in ACC games

2023-24 SEASON STATISTICS AND RESULTS

Game Records

Record	Overall	Home	Away	Neutral
ALL GAMES	11-15	7-6	2-8	2-1
CONFERENCE	4-11	3-5	1-6	0-0
NON-CONFERENCE	7-4	4-1	1-2	2-1

Score by Periods

Team	1st	2nd	OT	TOT
Georgia Tech	847	962	34	1843
Opponents	871	1041	37	1949

Team Box Score

No.	Player				Total		3-Point		F-Throw		Rebounds											
		GP-GS	MIN	AVG	FG-FGA	FG%	3FG-3FGA	3FG%	FT-FTA	FT%	OFF	DEF	TOT	AVG	PF	DQ	A	TO	BLK	STL	PTS	AVG
13	KELLY, Miles	26-26	827:17	31.8	128-346	.370	53-173	.306	72-100	.720	29	127	156	6.0	64	1	50	53	6	16	381	14.7
11	NDONGO, Baye	23-23	623:54	27.1	116-200	.580	3-10	.300	41-67	.612	57	127	184	8.0	68	5	20	58	27	18	276	12.0
14	REEVES JR., Kowacie	26-26	772:54	29.7	92-225	.409	43-113	.381	36-44	.818	28	78	106	4.1	35	0	21	32	15	15	263	10.1
2	GEORGE, Naithan	23-22	668:04	29.0	73-186	.392	23-80	.288	41-61	.672	9	42	51	2.2	39	0	110	45	3	9	210	9.1
1	STURDIVANT, Kyle	26-0	516:39	19.9	73-174	.420	28-73	.384	44-51	.863	7	48	55	2.1	42	0	74	36	2	17	218	8.4
3	COLEMAN, Dallan "Deebo"	23-0	462:36	20.1	49-123	.398	29-80	.363	15-25	.600	20	39	59	2.6	41	0	13	8	5	11	142	6.2
12	CLAUDE, Tyzhaun	26-4	455:34	17.5	44-91	.484	1-7	.143	42-64	.656	64	70	134	5.2	59	2	19	23	13	9	131	5.0
5	GAPARE, Tafara	23-9	381:40	16.6	36-108	.333	8-43	.186	24-37	.649	15	52	67	2.9	40	1	13	20	26	10	104	4.5
24	ABRAM, Amaree	10-4	108:19	10.8	11-42	.262	4-20	.200	8-13	.615	2	15	17	1.7	10	0	11	9	2	1	34	3.4
23	SACKO, Ibrahima	19-3	214:38	11.3	18-36	.500	4-14	.286	3-10	.300	17	29	46	2.4	24	0	4	10	4	11	43	2.3
4	MURPHY, Carter	11-0	89:28	8.1	8-20	.400	7-16	.438	0-0	.000	0	10	10	0.9	11	0	2	1	2	3	23	2.1
10	DOWUONA, Ebenezer	18-13	172:56	9.6	9-21	.429	0-0	.000	0-2	.000	14	11	25	1.4	23	0	2	8	5	1	18	1.0
35	NICHOLS, Emmer	2-0	04:05	2.0	0-0	.000	0-0	.000	0-0	.000	1	3	4	2.0	0	0	0	0	0	0	0	0.0
33	SAN MIGUEL, Marcos	1-0	01:55	1.9	0-2	.000	0-1	.000	0-0	.000	1	0	1	1.0	0	0	0	1	0	0	0	0.0
Team											41	42	83					17				
Total		26	5300		657-1574	.417	203-630	.322	326-474	.688	305	693	998	38.4	456	9	339	321	110	121	1843	70.9
Opponents		26	5300		677-1614	.419	192-628	.306	403-547	.737	296	658	954	36.7	437	9	337	239	85	181	1949	75.0

Team Statistics

	GATECH	OPP
Scoring	1843	1949
Points per game	70.9	75.0
Scoring margin	-4.1	-
Field goals-att	657-1574	677-1614
Field goal pct	.417	.419
3 point fg-att	203-630	192-628
3-point FG pct	.322	.306
3-pt FG made per game	7.8	7.4
Free throws-att	326-474	403-547
Free throw pct	.688	.737
F-Throws made per game	12.5	15.5
Rebounds	998	954
Rebounds per game	38.4	36.7
Rebounding margin	+1.7	-
Assists	339	337
Assists per game	13.0	13.0
Turnovers	321	239
Turnovers per game	12.3	9.2
Turnover margin	-3.2	-
Assist/turnover ratio	1.1	1.4
Steals	121	181
Steals per game	4.7	7.0
Blocks	110	85
Blocks per game	4.2	3.3
Winning streak	1	-
Home win streak	1	-
Attendance	64437	87399
Home games-Avg/Game	13-4957	10-8740
Neutral site-Avg/Game	-	3-7672

Team Results

Date	Opponent		Score	Att.
11/06/2023	Ga. Southern	W	84-62	3414
11/09/2023	Howard	W	88-85	3802
11/14/2023	UMass Lowell	L	71-74	3778
11/22/2023	at Cincinnati	L	54-89	11756
11/28/2023	Mississippi St.	W	67-59	3913
12/02/2023	Duke	W	72-68	7758
12/05/2023	at Georgia	L	62-76	9017
12/09/2023	Alabama A&M	W	70-49	3919
12/16/2023	vs Penn St.	Wot	82-81	12720
12/21/2023	vs Massachusetts	W	73-70	5290
12/22/2023	at Hawaii	W	73-68	4919
12/24/2023	vs Nevada	L	64-72	5005
01/03/2024	at Florida St.	L	71-82	4248
01/06/2024	Boston College	L	87-95	5052
01/09/2024	Notre Dame	Lot	68-75	3729
01/13/2024	at Duke	L	79-84	9314
01/16/2024	at Clemson	Wot2	93-90	7217
01/20/2024	Virginia	L	66-75	6380
01/23/2024	Pittsburgh	L	64-72	3612
01/27/2024	at Virginia Tech	L	67-91	8925
01/30/2024	North Carolina	W	74-73	8600
02/03/2024	at NC State	L	76-82	15523
02/06/2024	Wake Forest	L	51-80	4239
02/10/2024	at Louisville	L	67-79	11891
02/14/2024	at Notre Dame	L	55-58	4589
02/17/2024	Syracuse	W	65-60	6241



2023-24 SEASON STATISTICS AND RESULTS - ACC ONLY

Game Records

Record	Overall	Home	Away	Neutral
ALL GAMES	4-11	3-5	1-6	0-0
CONFERENCE	4-11	3-5	1-6	0-0
NON-CONFERENCE	0-0	0-0	0-0	0-0

Score by Periods

Team	1st	2nd	OT	TOT
Georgia Tech	474	557	24	1055
Opponents	520	616	28	1164

Team Box Score

No.	Player				Total		3-Point		F-Throw		Rebounds											
		GP-GS	MIN	AVG	FG-FGA	FG%	3FG-3FGA	3FG%	FT-FTA	FT%	OFF	DEF	TOT	AVG	PF	DQ	A	TO	BLK	STL	PTS	AVG
13	KELLY, Miles	15-15	477:25	31.8	77-186	.414	37-100	.370	29-37	.784	10	81	91	6.1	43	1	26	33	4	6	220	14.7
11	NDONGO, Baye	15-15	418:54	27.9	79-137	.577	3-8	.375	29-50	.580	29	78	107	7.1	45	4	12	37	16	10	190	12.7
2	GEORGE, Naithan	15-15	451:08	30.1	49-128	.383	17-57	.298	29-42	.690	5	27	32	2.1	26	0	82	30	2	6	144	9.6
14	REEVES JR., Kowacie	15-15	431:12	28.7	50-126	.397	30-73	.411	7-10	.700	15	38	53	3.5	22	0	12	16	5	9	137	9.1
1	STURDIVANT, Kyle	15-0	316:12	21.1	40-101	.396	21-54	.389	27-31	.871	4	28	32	2.1	25	0	43	17	2	10	128	8.5
3	COLEMAN, Dallan "Deebo"	12-0	201:51	16.8	20-51	.392	11-31	.355	4-7	.571	8	18	26	2.2	19	0	3	2	2	6	55	4.6
12	CLAUDE, Tyzhaun	15-0	271:14	18.1	21-42	.500	0-1	.000	26-34	.765	36	36	72	4.8	34	1	7	12	10	4	68	4.5
5	GAPARE, Tafara	14-4	227:12	16.2	18-60	.300	4-27	.148	18-26	.692	6	35	41	2.9	21	1	10	13	13	6	58	4.1
23	SACKO, Ibrahima	10-3	102:21	10.2	11-20	.550	2-7	.286	2-3	.667	5	11	16	1.6	9	0	2	2	3	4	26	2.6
4	MURPHY, Carter	7-0	65:39	9.4	6-15	.400	5-11	.455	0-0	.000	0	5	5	0.7	7	0	2	1	0	3	17	2.4
24	ABRAM, Amaree	4-0	24:11	6.0	2-8	.250	0-3	.000	2-4	.500	0	1	1	0.3	2	0	2	1	1	0	6	1.5
10	DOWUONA, Ebenezer	9-8	87:41	9.7	3-10	.300	0-0	.000	0-0	.000	5	7	12	1.3	13	0	0	3	2	0	6	0.7
Team											17	21	38					8				
Total		15	3075		376-884	.425	130-372	.349	173-244	.709	140	386	526	35.1	266	7	201	175	60	64	1055	70.3
Opponents		15	3075		402-928	.433	110-340	.324	250-325	.769	173	387	560	37.3	236	6	221	129	44	96	1164	77.6

Team Statistics

	GATECH	OPP
Scoring	1055	1164
Points per game	70.3	77.6
Scoring margin	-7.3	-
Field goals-att	376-884	402-928
Field goal pct	.425	.433
3 point fg-att	130-372	110-340
3-point FG pct	.349	.324
3-pt FG made per game	8.7	7.3
Free throws-att	173-244	250-325
Free throw pct	.709	.769
F-Throws made per game	11.5	16.7
Rebounds	526	560
Rebounds per game	35.1	37.3
Rebounding margin	-2.3	-
Assists	201	221
Assists per game	13.4	14.7
Turnovers	175	129
Turnovers per game	11.7	8.6
Turnover margin	-3.1	-
Assist/turnover ratio	1.1	1.7
Steals	64	96
Steals per game	4.3	6.4
Blocks	60	44
Blocks per game	4.0	2.9
Winning streak	1	-
Home win streak	1	-
Attendance	45611	61707
Home games-Avg/Game	8-5701	7-8815
Neutral site-Avg/Game	-	0-0

Team Results

Date	Opponent		Score	Att.
12/02/2023	Duke	W	72-68	7758
01/03/2024	at Florida St.	L	71-82	4248
01/06/2024	Boston College	L	87-95	5052
01/09/2024	Notre Dame	Lot	68-75	3729
01/13/2024	at Duke	L	79-84	9314
01/16/2024	at Clemson	Wot2	93-90	7217
01/20/2024	Virginia	L	66-75	6380
01/23/2024	Pittsburgh	L	64-72	3612
01/27/2024	at Virginia Tech	L	67-91	8925
01/30/2024	North Carolina	W	74-73	8600
02/03/2024	at NC State	L	76-82	15523
02/06/2024	Wake Forest	L	51-80	4239
02/10/2024	at Louisville	L	67-79	11891
02/14/2024	at Notre Dame	L	55-58	4589
02/17/2024	Syracuse	W	65-60	6241

2023-24 SEASON STATISTICS - POINTS/REBOUNDS/ASSISTS

Opponent	Date	Score		1 STURDIVANT	2 GEORGE, NAI	3 COLEMAN, DA	4 MURPHY, CAR	5 GAPARE, TAF	10 DOWUONA, EB	11 NDONGO, BAY	12 CLAUDE, TYZ	13 KELLY, MILE	14 REEVES JR.	23 SACKO, IBRA
Ga. Southern	11/06/2023	84-62	W	8-4-6	DNP	17-0-0	DNP	2-1-0	2-4-0	DNP	10-10-3	25-5-3	15-3-3	0-4-0
Howard	11/09/2023	88-85	W	11-2-2	DNP	7-4-0	0-0-0	0-2-0	2-1-0	DNP	19-6-3	27-6-2	15-7-2	1-3-0
UMass Lowell	11/14/2023	71-74	L	12-0-5	DNP	24-5-1	DNP	0-3-1	2-1-0	DNP	9-9-1	11-8-1	4-3-0	2-8-1
at Cincinnati	11/22/2023	54-89	L	2-1-4	8-1-0	0-1-0	3-4-0	DNP	0-0-1	8-8-0	2-2-0	12-2-1	14-3-1	3-3-0
Mississippi St.	11/28/2023	67-59	W	12-3-0	11-4-1	6-4-2	3-1-0	DNP	2-2-0	2-6-3	1-1-0	22-12-1	6-6-1	2-3-0
Duke	12/02/2023	72-68	W	6-0-4	2-1-9	5-3-1	0-0-0	DNP	2-3-0	21-5-2	4-8-1	16-7-2	14-4-0	2-0-0
at Georgia	12/05/2023	62-76	L	3-0-3	5-5-1	8-4-2	0-0-0	7-2-0	0-1-0	8-11-3	5-4-1	12-7-4	12-3-0	2-3-1
Alabama A&M	12/09/2023	70-49	W	3-4-2	2-3-8	0-1-1	DNP	8-3-1	2-1-0	2-5-0	10-9-2	11-4-0	20-10-1	4-3-0
vs Penn St.	12/16/2023	82-81	Wot	8-2-3	8-1-8	5-5-3	DNP	20-6-0	2-3-1	12-19-1	2-2-1	10-5-6	15-5-0	DNP
vs Massachusetts	12/21/2023	73-70	W	21-3-0	9-2-5	12-2-0	DNP	0-0-1	0-0-0	12-8-0	0-9-0	7-6-0	9-4-1	3-3-0
at Hawaii	12/22/2023	73-68	W	5-3-5	14-2-3	0-4-0	DNP	9-7-0	DNP	22-12-0	2-5-0	14-5-3	7-5-0	DNP
vs Nevada	12/24/2023	64-72	L	5-1-1	9-1-2	8-3-1	DNP	0-2-0	DNP	20-8-1	3-5-1	10-5-3	9-4-0	0-0-0
at Florida St.	01/03/2024	71-82	L	5-1-5	7-4-3	7-2-0	DNP	2-0-1	DNP	10-9-0	2-0-0	20-6-0	18-6-2	0-0-0
Boston College	01/06/2024	87-95	L	11-10-9	4-0-4	10-1-1	DNP	8-1-0	2-2-0	18-10-1	5-1-0	12-3-1	17-2-0	DNP
Notre Dame	01/09/2024	68-75	Lot	0-1-1	9-2-11	5-3-1	DNP	0-1-0	2-2-0	16-9-2	2-2-0	25-7-3	9-4-2	DNP
at Duke	01/13/2024	79-84	L	3-1-1	17-2-5	8-4-0	DNP	8-0-1	0-0-0	16-5-1	2-5-2	16-11-4	9-4-2	DNP
at Clemson	01/16/2024	93-90	Wot2	18-1-2	20-0-6	6-0-0	DNP	0-4-1	0-1-0	11-10-1	9-8-2	14-6-1	15-0-0	DNP
Virginia	01/20/2024	66-75	L	8-4-0	15-1-9	5-2-0	DNP	3-1-1	0-0-0	15-5-0	6-4-1	8-5-1	6-3-0	0-1-0
Pittsburgh	01/23/2024	64-72	L	14-2-3	10-1-4	3-1-0	DNP	4-1-0	DNP	17-8-0	1-5-0	0-2-2	15-5-0	0-5-0
at Virginia Tech	01/27/2024	67-91	L	9-3-3	7-2-8	3-4-0	6-1-1	0-0-0	DNP	16-9-0	8-3-0	11-3-1	6-0-1	0-0-0
North Carolina	01/30/2024	74-73	W	18-2-4	16-4-4	3-4-0	0-1-0	6-8-1	0-2-0	2-0-1	9-8-0	15-5-0	2-4-0	3-0-0
at NC State	02/03/2024	76-82	L	9-2-2	18-4-5	0-2-0	DNP	7-4-0	0-1-0	5-7-0	5-8-0	20-10-2	12-3-1	DNP
Wake Forest	02/06/2024	51-80	L	3-1-0	12-5-7	0-0-0	0-0-0	8-5-0	0-1-0	14-6-0	4-2-0	0-5-1	3-5-3	2-0-0
at Louisville	02/10/2024	67-79	L	7-0-3	2-0-0	DNP	8-2-1	1-5-3	DNP	2-8-0	5-9-0	36-7-2	0-3-0	6-2-1
at Notre Dame	02/14/2024	55-58	L	0-2-2	5-4-4	DNP	3-1-0	1-2-0	DNP	11-5-2	4-3-0	11-4-4	7-6-1	13-4-1
Syracuse	02/17/2024	65-60	W	17-2-4	0-2-3	DNP	0-0-0	10-9-2	DNP	16-11-2	2-6-1	16-10-2	4-4-0	0-4-0

Opponent	Date	Score		24 ABRAM, AMAR	33 SAN MIGUEL	35 NICHOLS, EM
Ga. Southern	11/06/2023	84-62	W	5-2-2	DNP	DNP
Howard	11/09/2023	88-85	W	6-4-3	DNP	DNP
UMass Lowell	11/14/2023	71-74	L	7-2-1	DNP	DNP
at Cincinnati	11/22/2023	54-89	L	2-4-1	DNP	0-1-0
Mississippi St.	11/28/2023	67-59	W	DNP	DNP	DNP
Duke	12/02/2023	72-68	W	DNP	DNP	DNP
at Georgia	12/05/2023	62-76	L	DNP	DNP	DNP
Alabama A&M	12/09/2023	70-49	W	8-4-0	0-1-0	0-3-0
vs Penn St.	12/16/2023	82-81	Wot	0-0-2	DNP	DNP
vs Massachusetts	12/21/2023	73-70	W	DNP	DNP	DNP
at Hawaii	12/22/2023	73-68	W	DNP	DNP	DNP
vs Nevada	12/24/2023	64-72	L	DNP	DNP	DNP
at Florida St.	01/03/2024	71-82	L	DNP	DNP	DNP
Boston College	01/06/2024	87-95	L	DNP	DNP	DNP
Notre Dame	01/09/2024	68-75	Lot	DNP	DNP	DNP
at Duke	01/13/2024	79-84	L	0-1-1	DNP	DNP
at Clemson	01/16/2024	93-90	Wot2	DNP	DNP	DNP
Virginia	01/20/2024	66-75	L	DNP	DNP	DNP
Pittsburgh	01/23/2024	64-72	L	DNP	DNP	DNP
at Virginia Tech	01/27/2024	67-91	L	1-0-0	DNP	DNP
North Carolina	01/30/2024	74-73	W	0-0-0	DNP	DNP
at NC State	02/03/2024	76-82	L	DNP	DNP	DNP
Wake Forest	02/06/2024	51-80	L	5-0-1	DNP	DNP
at Louisville	02/10/2024	67-79	L	DNP	DNP	DNP
at Notre Dame	02/14/2024	55-58	L	DNP	DNP	DNP
Syracuse	02/17/2024	65-60	W	DNP	DNP	DNP

2023-24 SEASON STATISTICS - TEAM GAME-BY-GAME

				Total		3-Pointers		Free throws		Rebounds											
Opponent	Date	Score		FG-FGA	PCT	3FG-3FGA	PCT	FT-FTA	PCT	OFF	DEF	TOT	AVG	PF	A	TO	BLK	STL	PTS	AVG	
Ga. Southern	11/06/2023	84-62	W	27-60	.450	13-29	.448	17-27	.630	15	22	37	37.0	16	17	13	4	10	84	84.0	
Howard	11/09/2023	88-85	W	34-77	.442	4-18	.222	16-27	.593	22	21	43	40.0	19	12	7	3	6	88	86.0	
UMass Lowell	11/14/2023	71-74	L	26-70	.371	6-30	.200	13-23	.565	18	26	44	41.3	22	11	11	6	5	71	81.0	
at Cincinnati	11/22/2023	54-89	L	17-49	.347	5-17	.294	15-19	.789	7	25	32	39.0	16	8	19	10	4	54	74.3	
Mississippi St.	11/28/2023	67-59	W	21-61	.344	8-27	.296	17-23	.739	12	33	45	40.2	20	8	12	5	7	67	72.8	
Duke	12/02/2023	72-68	W	27-53	.509	7-23	.304	11-13	.846	6	27	33	39.0	12	19	12	8	1	72	72.7	
at Georgia	12/05/2023	62-76	L	24-75	.320	8-27	.296	6-13	.462	17	26	43	39.6	18	15	8	5	7	62	71.1	
Alabama A&M	12/09/2023	70-49	W	24-56	.429	8-28	.286	14-22	.636	19	36	55	41.5	14	15	20	2	3	70	71.0	
vs Penn St.	12/16/2023	82-81	Wot	32-71	.451	5-22	.227	13-19	.684	20	34	54	42.9	16	25	17	5	3	82	72.2	
vs Massachusetts	12/21/2023	73-70	W	25-51	.490	5-17	.294	18-21	.857	10	32	42	42.8	16	7	21	5	6	73	72.3	
at Hawaii	12/22/2023	73-68	W	29-63	.460	5-17	.294	10-15	.667	15	31	46	43.1	17	11	9	4	2	73	72.4	
vs Nevada	12/24/2023	64-72	L	22-57	.386	6-26	.231	14-21	.667	10	21	31	42.1	16	9	9	1	4	64	71.7	
at Florida St.	01/03/2024	71-82	L	25-59	.424	7-26	.269	14-26	.538	9	22	31	41.2	18	11	10	2	4	71	71.6	
Boston College	01/06/2024	87-95	L	32-59	.542	10-23	.435	13-19	.684	11	25	36	40.9	15	16	11	2	3	87	72.7	
Notre Dame	01/09/2024	68-75	Lot	27-72	.375	11-35	.314	3-7	.429	10	23	33	40.3	16	20	10	2	10	68	72.4	
at Duke	01/13/2024	79-84	L	30-55	.545	11-20	.550	8-12	.667	5	29	34	39.9	21	17	14	8	3	79	72.8	
at Clemson	01/16/2024	93-90	Wot2	31-62	.500	15-35	.429	16-20	.800	9	24	33	39.5	22	13	12	4	5	93	74.0	
Virginia	01/20/2024	66-75	L	23-51	.451	9-27	.333	11-15	.733	8	21	29	38.9	13	12	13	2	4	66	73.6	
Pittsburgh	01/23/2024	64-72	L	22-56	.393	8-25	.320	12-16	.750	12	19	31	38.5	16	9	9	5	5	64	73.1	
at Virginia Tech	01/27/2024	67-91	L	25-66	.379	8-22	.364	9-14	.643	13	18	31	38.2	16	14	5	5	2	67	72.8	
North Carolina	01/30/2024	74-73	W	25-61	.410	9-20	.450	15-17	.882	10	31	41	38.3	17	10	14	8	4	74	72.8	
at NC State	02/03/2024	76-82	L	24-58	.414	11-27	.407	17-25	.680	11	36	47	38.7	23	10	12	4	2	76	73.0	
Wake Forest	02/06/2024	51-80	L	17-60	.283	3-24	.125	14-19	.737	5	26	31	38.3	16	12	11	2	3	51	72.0	
at Louisville	02/10/2024	67-79	L	22-63	.349	9-25	.360	14-18	.778	14	22	36	38.3	28	10	15	1	8	67	71.8	
at Notre Dame	02/14/2024	55-58	L	22-48	.458	5-15	.333	6-11	.545	5	26	31	38.0	16	14	10	5	4	55	71.1	
Syracuse	02/17/2024	65-60	W	24-61	.393	7-25	.280	10-12	.833	12	37	49	38.4	17	14	17	2	6	65	70.9	
Total		1843		657-1574	.417	203-630	.322	326-474	.688	305	693	998	38.4	456	339	321	110	121	1843	70.9	
Opponents		1949		677-1614	.419	192-628	.306	403-547	.737	296	658	954	36.7	437	337	239	85	181	1949	75.0	

Georgia Tech Averages

Games Played	Points/game	FG Pct	3FG Pct	FT Pct	Rebounds/game	Assists/game	Turnovers/game	Assist/Turnover ratio	Steals/game	Blocks/game
26	70.9	41.7	32.2	68.8	38.4	13.0	12.3	1.1	4.7	4.2

2023-24 SEASON STATISTICS - OPPONENT GAME-BY-GAME

				Total		3-Pointers		Free throws		Rebounds											
Opponent	Date	Score		FG-FGA	PCT	3FG-3FGA	PCT	FT-FTA	PCT	OFF	DEF	TOT	AVG	PF	A	TO	BLK	STL	PTS	AVG	
Ga. Southern	11/06/2023	84-62	W	23-57	.404	6-22	.273	10-13	.769	11	22	33	33.0	23	6	18	2	5	62	62.0	
Howard	11/09/2023	88-85	W	30-60	.500	6-21	.286	19-28	.679	11	26	37	35.0	19	11	14	6	5	85	73.5	
UMass Lowell	11/14/2023	71-74	L	28-67	.418	2-15	.133	16-19	.842	13	29	42	37.3	19	12	10	6	7	74	73.7	
at Cincinnati	11/22/2023	54-89	L	29-62	.468	14-35	.400	17-24	.708	8	26	34	36.5	15	17	6	4	7	89	77.5	
Mississippi St.	11/28/2023	67-59	W	20-65	.308	7-30	.233	12-16	.750	14	29	43	37.8	19	5	13	2	8	59	73.8	
Duke	12/02/2023	72-68	W	26-62	.419	4-16	.250	12-20	.600	13	20	33	37.0	15	12	6	6	8	68	72.8	
at Georgia	12/05/2023	62-76	L	26-65	.400	10-33	.303	14-21	.667	13	37	50	38.9	14	14	9	4	4	76	73.3	
Alabama A&M	12/09/2023	70-49	W	16-58	.276	2-20	.100	15-20	.750	9	19	28	37.5	20	4	7	4	12	49	70.3	
vs Penn St.	12/16/2023	82-81	Wot	29-74	.392	12-33	.364	11-17	.647	14	18	32	36.9	18	15	6	3	13	81	71.4	
vs Massachusetts	12/21/2023	73-70	W	26-67	.388	10-31	.323	8-19	.421	15	18	33	36.5	20	11	11	3	16	70	71.3	
at Hawaii	12/22/2023	73-68	W	22-58	.379	6-26	.231	18-25	.720	7	21	28	35.7	16	12	4	2	4	68	71.0	
vs Nevada	12/24/2023	64-72	L	26-53	.491	7-22	.318	13-20	.650	8	26	34	35.6	18	9	12	5	4	72	71.1	
at Florida St.	01/03/2024	71-82	L	31-60	.517	7-17	.412	13-17	.765	9	29	38	35.8	21	12	13	1	7	82	71.9	
Boston College	01/06/2024	87-95	L	35-63	.556	12-23	.522	13-18	.722	5	19	24	34.9	18	21	5	3	4	95	73.6	
Notre Dame	01/09/2024	68-75	Lot	24-61	.393	8-24	.333	19-21	.905	13	35	48	35.8	12	11	16	1	5	75	73.7	
at Duke	01/13/2024	79-84	L	27-63	.429	10-21	.476	20-28	.714	11	21	32	35.6	15	16	4	4	6	84	74.3	
at Clemson	01/16/2024	93-90	Wot2	29-70	.414	3-21	.143	29-38	.763	22	23	45	36.1	15	13	10	4	5	90	75.2	
Virginia	01/20/2024	66-75	L	29-58	.500	11-23	.478	6-11	.545	9	20	29	35.7	14	19	9	3	4	75	75.2	
Pittsburgh	01/23/2024	64-72	L	24-50	.480	8-19	.421	16-21	.762	9	24	33	35.6	14	13	11	4	6	72	75.1	
at Virginia Tech	01/27/2024	67-91	L	32-58	.552	12-27	.444	15-17	.882	8	29	37	35.7	17	23	7	3	2	91	75.9	
North Carolina	01/30/2024	74-73	W	28-77	.364	8-28	.286	9-17	.529	22	26	48	36.2	16	17	11	0	8	73	75.7	
at NC State	02/03/2024	76-82	L	26-69	.377	9-31	.290	21-27	.778	13	29	42	36.5	18	14	4	2	9	82	76.0	
Wake Forest	02/06/2024	51-80	L	29-63	.460	5-21	.238	17-17	1.000	6	36	42	36.7	14	17	8	5	8	80	76.2	
at Louisville	02/10/2024	67-79	L	22-57	.386	4-18	.222	31-34	.912	13	28	41	36.9	16	13	12	4	5	79	76.3	
at Notre Dame	02/14/2024	55-58	L	18-57	.316	5-26	.192	17-22	.773	16	24	40	37.0	14	10	6	2	7	58	75.6	
Syracuse	02/17/2024	65-60	W	22-60	.367	4-25	.160	12-17	.706	4	24	28	36.7	17	10	7	2	12	60	75.0	
Total		1949		677-1614	.419	192-628	.306	403-547	.737	296	658	954	36.7	437	337	239	85	181	1949	75.0	
Georgia Tech		1843		657-1574	.417	203-630	.322	326-474	.688	305	693	998	38.4	456	339	321	110	121	1843	70.9	

Opponents Averages

Games Played	Points/game	FG Pct	3FG Pct	FT Pct	Rebounds/game	Assists/game	Turnovers/game	Assist/Turnover ratio	Steals/game	Blocks/game
26	75.0	41.9	30.6	73.7	36.7	13.0	9.2	1.4	7.0	3.3

2023-24 SEASON STATISTICS - INDIVIDUAL GAME-BY-GAME

#1 STURDIVANT, Kyle

Opponent	Date	GS	MIN	Total		3-Pointers		Free throws		Rebounds											
				FG-FGA	PCT	3FG-3FGA	PCT	FT-FTA	PCT	OFF	DEF	TOT	AVG	PF	A	TO	BLK	STL	PTS	AVG	
Ga. Southern	11/06/2023		27:43	3-5	.600	2-3	.667	0-0	.000	0	4	4	4.0	2	6	1	0	1	8	8.0	
Howard	11/09/2023		22:08	5-12	.417	0-1	.000	1-1	1.000	1	1	2	3.0	3	2	0	0	0	11	9.5	
UMass Lowell	11/14/2023		26:12	6-13	.462	0-4	.000	0-1	.000	0	0	0	2.0	3	5	3	0	0	12	10.3	
at Cincinnati	11/22/2023		11:41	0-3	.000	0-0	.000	2-2	1.000	0	1	1	1.8	1	4	0	0	0	2	8.3	
Mississippi St.	11/28/2023		12:08	4-7	.571	1-2	.500	3-4	.750	1	2	3	2.0	3	0	3	0	2	12	9.0	
Duke	12/02/2023		13:44	1-4	.250	0-2	.000	4-4	1.000	0	0	0	1.7	0	4	2	0	0	6	8.5	
at Georgia	12/05/2023		13:24	1-4	.250	1-1	1.000	0-0	.000	0	0	0	1.4	2	3	0	0	1	3	7.7	
Alabama A&M	12/09/2023		14:45	0-1	.000	0-1	.000	3-4	.750	0	4	4	1.8	2	2	2	0	0	3	7.1	
vs Penn St.	12/16/2023		14:09	4-6	.667	0-0	.000	0-0	.000	0	2	2	1.8	1	3	5	0	0	8	7.2	
vs Massachusetts	12/21/2023		26:56	6-10	.600	1-3	.333	8-8	1.000	1	2	3	1.9	0	0	2	0	3	21	8.6	
at Hawaii	12/22/2023		16:12	2-7	.286	1-1	1.000	0-0	.000	0	3	3	2.0	0	5	2	0	0	5	8.3	
vs Nevada	12/24/2023		15:09	2-5	.400	1-3	.333	0-0	.000	0	1	1	1.9	0	1	1	0	0	5	8.0	
at Florida St.	01/03/2024		26:49	1-5	.200	0-2	.000	3-4	.750	0	1	1	1.8	2	5	0	0	0	5	7.8	
Boston College	01/06/2024		23:33	3-5	.600	2-4	.500	3-4	.750	1	9	10	2.4	0	9	2	0	0	11	8.0	
Notre Dame	01/09/2024		16:51	0-3	.000	0-2	.000	0-0	.000	0	1	1	2.3	3	1	1	0	1	0	7.5	
at Duke	01/13/2024		08:16	1-2	.500	1-1	1.000	0-0	.000	0	1	1	2.3	1	1	1	0	0	3	7.2	
at Clemson	01/16/2024		22:33	5-10	.500	3-8	.375	5-5	1.000	0	1	1	2.2	1	2	1	0	1	18	7.8	
Virginia	01/20/2024		23:37	3-9	.333	2-6	.333	0-0	.000	1	3	4	2.3	2	0	0	0	1	8	7.8	
Pittsburgh	01/23/2024		25:18	5-10	.500	2-3	.667	2-2	1.000	1	1	2	2.3	2	3	0	0	2	14	8.2	
at Virginia Tech	01/27/2024		17:48	3-10	.300	1-4	.250	2-2	1.000	1	2	3	2.3	2	3	1	0	1	9	8.2	
North Carolina	01/30/2024		22:14	6-10	.600	4-4	1.000	2-2	1.000	0	2	2	2.3	0	4	3	1	0	18	8.7	
at NC State	02/03/2024		27:10	3-9	.333	0-3	.000	3-4	.750	0	2	2	2.3	2	2	1	0	0	9	8.7	
Wake Forest	02/06/2024		17:45	1-4	.250	1-3	.333	0-0	.000	0	1	1	2.2	1	0	0	0	0	3	8.4	
at Louisville	02/10/2024		18:20	2-5	.400	1-3	.333	2-2	1.000	0	0	0	2.1	4	3	1	0	2	7	8.4	
at Notre Dame	02/14/2024		20:30	0-1	.000	0-1	.000	0-0	.000	0	2	2	2.1	1	2	3	1	0	0	8.0	
Syracuse	02/17/2024		31:45	6-14	.429	4-8	.500	1-2	.500	0	2	2	2.1	4	4	1	0	2	17	8.4	
Totals		0	516:39	73-174	.420	28-73	.384	44-51	.863	7	48	55	2.1	42	74	36	2	17	218	8.4	

Player Averages

Games Played	Minutes/ game	Points/ game	FG Pct	3FG Pct	FT Pct	Rebounds/ game	Assists/ game	Turnovers/ game	Assist/Turnover ratio	Steals/ game	Blocks/ game
26	19.9	8.4	42.0	38.4	86.3	2.1	2.8	1.4	2.1	0.7	0.1



2023-24 SEASON STATISTICS - INDIVIDUAL GAME-BY-GAME

#2 GEORGE, Naithan

Opponent	Date	GS	MIN	Total		3-Pointers		Free throws		Rebounds				PF	A	TO	BLK	STL	PTS	AVG
				FG-FGA	PCT	3FG-3FGA	PCT	FT-FTA	PCT	OFF	DEF	TOT	AVG							
at Cincinnati	11/22/2023		15:04	3-6	.500	2-3	.667	0-0	.000	0	1	1	1.0	1	0	3	0	0	8	8.0
Mississippi St.	11/28/2023	*	31:46	4-10	.400	0-3	.000	3-5	.600	1	3	4	2.5	2	1	3	1	0	11	9.5
Duke	12/02/2023	*	28:13	1-6	.167	0-4	.000	0-1	.000	0	1	1	2.0	2	9	3	0	0	2	7.0
at Georgia	12/05/2023	*	26:36	2-9	.222	1-5	.200	0-0	.000	0	5	5	2.8	3	1	0	0	0	5	6.5
Alabama A&M	12/09/2023	*	24:52	1-3	.333	0-2	.000	0-0	.000	2	1	3	2.8	1	8	2	0	1	2	5.6
vs Penn St.	12/16/2023	*	33:15	4-6	.667	0-0	.000	0-0	.000	0	1	1	2.5	1	8	3	0	0	8	6.0
vs Massachusetts	12/21/2023	*	20:59	3-3	1.000	1-1	1.000	2-2	1.000	0	2	2	2.4	3	5	3	0	0	9	6.4
at Hawaii	12/22/2023	*	31:40	4-12	.333	2-6	.333	4-6	.667	1	1	2	2.4	2	3	1	0	0	14	7.4
vs Nevada	12/24/2023	*	32:44	3-9	.333	0-3	.000	3-6	.500	0	1	1	2.2	0	2	0	0	2	9	7.6
at Florida St.	01/03/2024	*	25:42	2-8	.250	0-4	.000	3-5	.600	1	3	4	2.4	1	3	1	0	1	7	7.5
Boston College	01/06/2024	*	16:27	2-5	.400	0-1	.000	0-0	.000	0	0	0	2.2	1	4	1	0	0	4	7.2
Notre Dame	01/09/2024	*	30:52	4-9	.444	1-5	.200	0-1	.000	0	2	2	2.2	1	11	3	0	2	9	7.3
at Duke	01/13/2024	*	32:41	6-11	.545	3-6	.500	2-5	.400	0	2	2	2.2	2	5	1	0	0	17	8.1
at Clemson	01/16/2024	*	36:46	8-13	.615	4-7	.571	0-0	.000	0	0	0	2.0	1	6	1	1	1	20	8.9
Virginia	01/20/2024	*	33:09	4-8	.500	1-4	.250	6-6	1.000	0	1	1	1.9	3	9	3	0	0	15	9.3
Pittsburgh	01/23/2024	*	37:52	3-10	.300	2-7	.286	2-2	1.000	1	0	1	1.9	2	4	1	1	0	10	9.4
at Virginia Tech	01/27/2024	*	32:13	3-10	.300	1-2	.500	0-0	.000	2	0	2	1.9	1	8	1	0	0	7	9.2
North Carolina	01/30/2024	*	30:07	4-10	.400	0-3	.000	8-10	.800	1	3	4	2.0	4	4	2	0	1	16	9.6
at NC State	02/03/2024	*	34:20	5-12	.417	3-5	.600	5-6	.833	0	4	4	2.1	1	5	2	0	1	18	10.1
Wake Forest	02/06/2024	*	32:45	4-13	.308	1-5	.200	3-3	1.000	0	5	5	2.3	2	7	3	0	0	12	10.2
at Louisville	02/10/2024	*	25:27	1-6	.167	0-2	.000	0-1	.000	0	0	0	2.1	2	0	3	0	0	2	9.8
at Notre Dame	02/14/2024	*	34:44	2-5	.400	1-2	.500	0-2	.000	0	4	4	2.2	0	4	2	0	0	5	9.5
Syracuse	02/17/2024	*	19:49	0-2	.000	0-0	.000	0-0	.000	0	2	2	2.2	3	3	3	0	0	0	9.1
Totals		22	668:04	73-186	.392	23-80	.288	41-61	.672	9	42	51	2.2	39	110	45	3	9	210	9.1

Player Averages

Games Played	Minutes/ game	Points/ game	FG Pct	3FG Pct	FT Pct	Rebounds/ game	Assists/ game	Turnovers/ game	Assist/Turnover ratio	Steals/ game	Blocks/ game
23	29.0	9.1	39.2	28.8	67.2	2.2	4.8	2.0	2.4	0.4	0.1

2023-24 SEASON STATISTICS - INDIVIDUAL GAME-BY-GAME

#3 COLEMAN, Dallan "Deebo"

Opponent	Date	GS	MIN	Total		3-Pointers		Free throws		Rebounds				PF	A	TO	BLK	STL	PTS	AVG
				FG-FGA	PCT	3FG-3FGA	PCT	FT-FTA	PCT	OFF	DEF	TOT	AVG							
Ga. Southern	11/06/2023		25:49	5-7	.714	3-5	.600	4-7	.571	0	0	0	0.0	2	0	0	0	0	17	17.0
Howard	11/09/2023		28:16	3-5	.600	1-2	.500	0-1	.000	1	3	4	2.0	3	0	0	0	1	7	12.0
UMass Lowell	11/14/2023		31:32	7-12	.583	5-9	.556	5-7	.714	2	3	5	3.0	2	1	0	1	1	24	16.0
at Cincinnati	11/22/2023		13:17	0-2	.000	0-2	.000	0-0	.000	0	1	1	2.5	2	0	1	0	1	0	12.0
Mississippi St.	11/28/2023		28:10	2-7	.286	2-7	.286	0-0	.000	1	3	4	2.8	1	2	0	0	0	6	10.8
Duke	12/02/2023		20:57	2-4	.500	0-1	.000	1-1	1.000	0	3	3	2.8	1	1	0	1	0	5	9.8
at Georgia	12/05/2023		27:53	3-12	.250	2-6	.333	0-0	.000	2	2	4	3.0	2	2	0	0	1	8	9.6
Alabama A&M	12/09/2023		16:04	0-5	.000	0-4	.000	0-0	.000	1	0	1	2.8	1	1	1	1	0	0	8.4
vs Penn St.	12/16/2023		23:59	2-4	.500	1-3	.333	0-0	.000	3	2	5	3.0	3	3	0	1	0	5	8.0
vs Massachusetts	12/21/2023		24:49	4-8	.500	2-4	.500	2-2	1.000	1	1	2	2.9	1	0	3	0	1	12	8.4
at Hawaii	12/22/2023		15:05	0-4	.000	0-3	.000	0-1	.000	1	3	4	3.0	2	0	0	0	0	0	7.6
vs Nevada	12/24/2023		25:51	3-6	.500	2-4	.500	0-0	.000	0	3	3	3.0	3	1	1	0	0	8	7.7
at Florida St.	01/03/2024		18:04	3-5	.600	1-3	.333	0-0	.000	0	2	2	2.9	1	0	0	0	1	7	7.6
Boston College	01/06/2024		28:18	3-7	.429	1-4	.250	3-4	.750	1	0	1	2.8	2	1	0	0	1	10	7.8
Notre Dame	01/09/2024		33:47	2-8	.250	1-5	.200	0-0	.000	3	0	3	2.8	2	1	0	1	2	5	7.6
at Duke	01/13/2024		20:59	3-4	.750	2-3	.667	0-0	.000	1	3	4	2.9	3	0	1	0	1	8	7.6
at Clemson	01/16/2024		12:03	2-3	.667	2-3	.667	0-0	.000	0	0	0	2.7	2	0	0	0	0	6	7.5
Virginia	01/20/2024		12:58	2-5	.400	1-2	.500	0-2	.000	1	1	2	2.7	0	0	1	0	0	5	7.4
Pittsburgh	01/23/2024		11:50	1-5	.200	1-4	.250	0-0	.000	0	1	1	2.6	3	0	0	0	0	3	7.2
at Virginia Tech	01/27/2024		10:52	1-4	.250	1-3	.333	0-0	.000	0	4	4	2.7	2	0	0	0	0	3	7.0
North Carolina	01/30/2024		11:24	1-3	.333	1-1	1.000	0-0	.000	1	3	4	2.7	0	0	0	0	0	3	6.8
at NC State	02/03/2024		14:20	0-3	.000	0-2	.000	0-0	.000	1	1	2	2.7	1	0	0	0	0	0	6.5
Wake Forest	02/06/2024		06:21	0-0	.000	0-0	.000	0-0	.000	0	0	0	2.6	2	0	0	0	1	0	6.2
Totals		0	462:36	49-123	.398	29-80	.363	15-25	.600	20	39	59	2.6	41	13	8	5	11	142	6.2

Player Averages

Games Played	Minutes/ game	Points/ game	FG Pct	3FG Pct	FT Pct	Rebounds/ game	Assists/ game	Turnovers/ game	Assist/Turnover ratio	Steals/ game	Blocks/ game
23	20.1	6.2	39.8	36.3	60.0	2.6	0.6	0.3	1.6	0.5	0.2

2023-24 SEASON STATISTICS - INDIVIDUAL GAME-BY-GAME

#5 GAPARE, Tafara

Opponent	Date	GS	MIN	Total		3-Pointers		Free throws		Rebounds				PF	A	TO	BLK	STL	PTS	AVG
				FG-FGA	PCT	3FG-3FGA	PCT	FT-FTA	PCT	OFF	DEF	TOT	AVG							
Ga. Southern	11/06/2023	*	15:55	1-6	.167	0-1	.000	0-0	.000	1	0	1	1.0	2	0	1	3	1	2	2.0
Howard	11/09/2023	*	09:37	0-2	.000	0-2	.000	0-0	.000	0	2	2	1.5	3	0	1	0	1	0	1.0
UMass Lowell	11/14/2023	*	13:32	0-1	.000	0-1	.000	0-0	.000	1	2	3	2.0	3	1	2	1	0	0	0.7
at Georgia	12/05/2023		17:40	3-5	.600	0-1	.000	1-3	.333	1	1	2	2.0	3	0	0	2	0	7	2.3
Alabama A&M	12/09/2023		15:30	3-5	.600	1-1	1.000	1-2	.500	1	2	3	2.2	1	1	1	0	2	8	3.4
vs Penn St.	12/16/2023		28:36	7-16	.438	3-6	.500	3-4	.750	2	4	6	2.8	2	0	1	1	0	20	6.2
vs Massachusetts	12/21/2023		06:00	0-1	.000	0-0	.000	0-0	.000	0	0	0	2.4	0	1	0	2	0	0	5.3
at Hawaii	12/22/2023	*	29:01	4-8	.500	0-2	.000	1-2	.500	3	4	7	3.0	4	0	1	4	0	9	5.8
vs Nevada	12/24/2023	*	18:37	0-4	.000	0-2	.000	0-0	.000	0	2	2	2.9	1	0	0	0	0	0	5.1
at Florida St.	01/03/2024		15:09	1-3	.333	0-2	.000	0-2	.000	0	0	0	2.6	0	1	1	0	0	2	4.8
Boston College	01/06/2024		13:22	2-4	.500	0-1	.000	4-4	1.000	0	1	1	2.5	0	0	0	0	1	8	5.1
Notre Dame	01/09/2024		08:01	0-2	.000	0-1	.000	0-0	.000	0	1	1	2.3	0	0	0	0	0	0	4.7
at Duke	01/13/2024	*	17:44	3-4	.750	2-2	1.000	0-0	.000	0	0	0	2.2	4	1	2	3	0	8	4.9
at Clemson	01/16/2024		08:55	0-4	.000	0-4	.000	0-0	.000	1	3	4	2.3	2	1	0	1	0	0	4.6
Virginia	01/20/2024		09:28	1-2	.500	1-2	.500	0-0	.000	0	1	1	2.2	0	1	0	0	0	3	4.5
Pittsburgh	01/23/2024		15:27	1-5	.200	1-3	.333	1-2	.500	0	1	1	2.1	1	0	1	0	0	4	4.4
at Virginia Tech	01/27/2024		11:05	0-2	.000	0-1	.000	0-0	.000	0	0	0	2.0	0	0	0	0	0	0	4.2
North Carolina	01/30/2024		24:54	2-5	.400	0-1	.000	2-2	1.000	0	8	8	2.3	1	1	1	3	1	6	4.3
at NC State	02/03/2024		21:08	2-6	.333	0-3	.000	3-6	.500	1	3	4	2.4	5	0	2	3	1	7	4.4
Wake Forest	02/06/2024		24:00	2-9	.222	0-3	.000	4-4	1.000	1	4	5	2.6	3	0	0	0	0	8	4.6
at Louisville	02/10/2024	*	24:34	0-7	.000	0-4	.000	1-2	.500	2	3	5	2.7	3	3	2	1	2	1	4.4
at Notre Dame	02/14/2024	*	11:05	0-1	.000	0-0	.000	1-2	.500	0	2	2	2.6	1	0	2	1	0	1	4.3
Syracuse	02/17/2024	*	22:21	4-6	.667	0-0	.000	2-2	1.000	1	8	9	2.9	1	2	2	1	1	10	4.5
Totals		9	381:40	36-108	.333	8-43	.186	24-37	.649	15	52	67	2.9	40	13	20	26	10	104	4.5

Player Averages

Games Played	Minutes/ game	Points/ game	FG Pct	3FG Pct	FT Pct	Rebounds/ game	Assists/ game	Turnovers/ game	Assist/Turnover ratio	Steals/ game	Blocks/ game
23	16.6	4.5	33.3	18.6	64.9	2.9	0.6	0.9	0.7	0.4	1.1

2023-24 SEASON STATISTICS - INDIVIDUAL GAME-BY-GAME

#10 DOWUONA, Ebenezer

Opponent	Date	GS	MIN	Total		3-Pointers		Free throws		Rebounds										
				FG-FGA	PCT	3FG-3FGA	PCT	FT-FTA	PCT	OFF	DEF	TOT	AVG	PF	A	TO	BLK	STL	PTS	AVG
Ga. Southern	11/06/2023		08:22	1-2	.500	0-0	.000	0-1	.000	3	1	4	4.0	3	0	0	0	0	2	2.0
Howard	11/09/2023		05:54	1-1	1.000	0-0	.000	0-0	.000	1	0	1	2.5	1	0	1	1	0	2	2.0
UMass Lowell	11/14/2023		02:30	1-1	1.000	0-0	.000	0-0	.000	0	1	1	2.0	0	0	1	0	0	2	2.0
at Cincinnati	11/22/2023		17:32	0-0	.000	0-0	.000	0-0	.000	0	0	0	1.5	2	1	0	1	0	0	1.5
Mississippi St.	11/28/2023	*	18:16	1-1	1.000	0-0	.000	0-0	.000	1	1	2	1.6	2	0	1	1	1	2	1.6
Duke	12/02/2023	*	20:44	1-1	1.000	0-0	.000	0-0	.000	1	2	3	1.8	3	0	1	1	0	2	1.7
at Georgia	12/05/2023	*	08:02	0-1	.000	0-0	.000	0-0	.000	1	0	1	1.7	0	0	1	0	0	0	1.4
Alabama A&M	12/09/2023	*	08:15	1-1	1.000	0-0	.000	0-1	.000	1	0	1	1.6	0	0	0	0	0	2	1.5
vs Penn St.	12/16/2023	*	10:22	1-4	.250	0-0	.000	0-0	.000	2	1	3	1.8	1	1	1	0	0	2	1.6
vs Massachusetts	12/21/2023	*	06:02	0-0	.000	0-0	.000	0-0	.000	0	0	0	1.6	1	0	0	0	0	0	1.4
Boston College	01/06/2024	*	12:18	1-3	.333	0-0	.000	0-0	.000	1	1	2	1.6	1	0	0	0	0	2	1.5
Notre Dame	01/09/2024	*	06:43	1-2	.500	0-0	.000	0-0	.000	2	0	2	1.7	1	0	0	0	0	2	1.5
at Duke	01/13/2024		05:13	0-1	.000	0-0	.000	0-0	.000	0	0	0	1.5	1	0	1	0	0	0	1.4
at Clemson	01/16/2024	*	06:07	0-0	.000	0-0	.000	0-0	.000	0	1	1	1.5	1	0	0	0	0	0	1.3
Virginia	01/20/2024	*	07:12	0-0	.000	0-0	.000	0-0	.000	0	0	0	1.4	0	0	0	0	0	0	1.2
North Carolina	01/30/2024	*	17:03	0-2	.000	0-0	.000	0-0	.000	0	2	2	1.4	4	0	1	1	0	0	1.1
at NC State	02/03/2024	*	07:15	0-1	.000	0-0	.000	0-0	.000	1	0	1	1.4	2	0	0	0	0	0	1.1
Wake Forest	02/06/2024	*	05:06	0-0	.000	0-0	.000	0-0	.000	0	1	1	1.4	0	0	0	0	0	0	1.0
Totals		13	172:56	9-21	.429	0-0	.000	0-2	.000	14	11	25	1.4	23	2	8	5	1	18	1.0

Player Averages

Games Played	Minutes/game	Points/game	FG Pct	3FG Pct	FT Pct	Rebounds/game	Assists/game	Turnovers/game	Assist/Turnover ratio	Steals/game	Blocks/game
18	9.6	1.0	42.9	0.0	0.0	1.4	0.1	0.4	0.3	0.1	0.3

2023-24 SEASON STATISTICS - INDIVIDUAL GAME-BY-GAME

#11 NDONGO, Baye

Opponent	Date	GS	MIN	Total		3-Pointers		Free throws		Rebounds				PF	A	TO	BLK	STL	PTS	AVG
				FG-FGA	PCT	3FG-3FGA	PCT	FT-FTA	PCT	OFF	DEF	TOT	AVG							
at Cincinnati	11/22/2023	*	24:02	3-7	.429	0-0	.000	2-5	.400	3	5	8	8.0	0	0	7	3	1	8	8.0
Mississippi St.	11/28/2023	*	18:19	1-7	.143	0-1	.000	0-0	.000	3	3	6	7.0	3	3	1	1	2	2	5.0
Duke	12/02/2023	*	26:33	9-11	.818	1-2	.500	2-3	.667	0	5	5	6.3	2	2	1	4	1	21	10.3
at Georgia	12/05/2023	*	24:20	4-12	.333	0-0	.000	0-0	.000	5	6	11	7.5	3	3	4	3	3	8	9.8
Alabama A&M	12/09/2023	*	17:26	1-4	.250	0-0	.000	0-0	.000	2	3	5	7.0	2	0	3	0	0	2	8.2
vs Penn St.	12/16/2023	*	34:58	5-7	.714	0-0	.000	2-3	.667	4	15	19	9.0	3	1	0	1	0	12	8.8
vs Massachusetts	12/21/2023	*	29:32	6-6	1.000	0-0	.000	0-1	.000	3	5	8	8.9	3	0	5	2	0	12	9.3
at Hawaii	12/22/2023	*	29:39	10-12	.833	0-1	.000	2-2	1.000	6	6	12	9.3	5	0	0	0	1	22	10.9
vs Nevada	12/24/2023	*	26:44	7-8	.875	0-0	.000	6-6	1.000	2	6	8	9.1	4	1	1	1	1	20	11.9
at Florida St.	01/03/2024	*	33:52	3-5	.600	0-1	.000	4-8	.500	3	6	9	9.1	4	0	3	1	1	10	11.7
Boston College	01/06/2024	*	30:45	8-14	.571	1-1	1.000	1-5	.200	2	8	10	9.2	5	1	2	0	0	18	12.3
Notre Dame	01/09/2024	*	41:57	7-15	.467	1-2	.500	1-2	.500	2	7	9	9.2	1	2	3	0	2	16	12.6
at Duke	01/13/2024	*	24:59	8-11	.727	0-0	.000	0-0	.000	1	4	5	8.8	4	1	4	1	1	16	12.8
at Clemson	01/16/2024	*	40:50	4-8	.500	0-0	.000	3-5	.600	2	8	10	8.9	5	1	5	1	1	11	12.7
Virginia	01/20/2024	*	28:19	6-7	.857	0-0	.000	3-4	.750	1	4	5	8.7	3	0	3	2	1	15	12.9
Pittsburgh	01/23/2024	*	33:25	7-12	.583	0-0	.000	3-4	.750	2	6	8	8.6	1	0	4	2	1	17	13.1
at Virginia Tech	01/27/2024	*	28:39	7-13	.538	0-0	.000	2-5	.400	5	4	9	8.6	2	0	1	2	0	16	13.3
North Carolina	01/30/2024	*	04:32	1-2	.500	0-0	.000	0-0	.000	0	0	0	8.2	0	1	0	0	0	2	12.7
at NC State	02/03/2024	*	19:24	1-5	.200	0-1	.000	3-4	.750	2	5	7	8.1	5	0	1	1	0	5	12.3
Wake Forest	02/06/2024	*	32:32	6-10	.600	0-1	.000	2-4	.500	2	4	6	8.0	2	0	1	1	1	14	12.4
at Louisville	02/10/2024	*	15:06	1-6	.167	0-0	.000	0-0	.000	2	6	8	8.0	5	0	2	0	0	2	11.9
at Notre Dame	02/14/2024	*	27:04	5-8	.625	0-0	.000	1-1	1.000	1	4	5	7.9	4	2	1	1	1	11	11.8
Syracuse	02/17/2024	*	30:57	6-10	.600	0-0	.000	4-5	.800	4	7	11	8.0	2	2	6	0	0	16	12.0
Totals		23	623:54	116-200	.580	3-10	.300	41-67	.612	57	127	184	8.0	68	20	58	27	18	276	12.0

Player Averages

Games Played	Minutes/game	Points/game	FG Pct	3FG Pct	FT Pct	Rebounds/game	Assists/game	Turnovers/game	Assist/Turnover ratio	Steals/game	Blocks/game
23	27.1	12.0	58.0	30.0	61.2	8.0	0.9	2.5	0.3	0.8	1.2

2023-24 SEASON STATISTICS - INDIVIDUAL GAME-BY-GAME

#12 CLAUDE, Tyzhaun

Opponent	Date	GS	MIN	Total		3-Pointers		Free throws		Rebounds										
				FG-FGA	PCT	3FG-3FGA	PCT	FT-FTA	PCT	OFF	DEF	TOT	AVG	PF	A	TO	BLK	STL	PTS	AVG
Ga. Southern	11/06/2023	*	29:50	3-8	.375	0-2	.000	4-6	.667	5	5	10	10.0	0	3	0	0	2	10	10.0
Howard	11/09/2023	*	27:32	8-15	.533	1-2	.500	2-4	.500	3	3	6	8.0	5	3	1	0	1	19	14.5
UMass Lowell	11/14/2023	*	23:39	3-9	.333	0-1	.000	3-6	.500	4	5	9	8.3	4	1	1	0	0	9	12.7
at Cincinnati	11/22/2023	*	10:37	1-2	.500	0-0	.000	0-0	.000	0	2	2	6.8	1	0	1	1	0	2	10.0
Mississippi St.	11/28/2023		08:31	0-1	.000	0-1	.000	1-2	.500	0	1	1	5.6	3	0	0	0	0	1	8.2
Duke	12/02/2023		16:14	2-6	.333	0-1	.000	0-0	.000	1	7	8	6.0	0	1	0	0	0	4	7.5
at Georgia	12/05/2023		10:54	1-4	.250	0-0	.000	3-6	.500	2	2	4	5.7	2	1	1	0	0	5	7.1
Alabama A&M	12/09/2023		16:39	4-4	1.000	0-0	.000	2-4	.500	4	5	9	6.1	1	2	2	0	0	10	7.5
vs Penn St.	12/16/2023		06:49	1-2	.500	0-0	.000	0-0	.000	2	0	2	5.7	1	1	0	1	1	2	6.9
vs Massachusetts	12/21/2023		23:14	0-0	.000	0-0	.000	0-0	.000	2	7	9	6.0	2	0	2	1	1	0	6.2
at Hawaii	12/22/2023		12:45	1-2	.500	0-0	.000	0-0	.000	1	4	5	5.9	3	0	2	0	0	2	5.8
vs Nevada	12/24/2023		13:51	1-2	.500	0-0	.000	1-2	.500	5	0	5	5.8	3	1	1	0	0	3	5.6
at Florida St.	01/03/2024		07:38	1-1	1.000	0-0	.000	0-0	.000	0	0	0	5.4	3	0	1	0	0	2	5.3
Boston College	01/06/2024		08:33	2-2	1.000	0-0	.000	1-1	1.000	0	1	1	5.1	1	0	0	0	0	5	5.3
Notre Dame	01/09/2024		08:02	1-1	1.000	0-0	.000	0-0	.000	1	1	2	4.9	2	0	0	1	0	2	5.1
at Duke	01/13/2024		18:21	0-2	.000	0-0	.000	2-2	1.000	3	2	5	4.9	0	2	0	1	0	2	4.9
at Clemson	01/16/2024		38:18	1-1	1.000	0-0	.000	7-8	.875	4	4	8	5.1	3	2	1	1	2	9	5.1
Virginia	01/20/2024		22:37	2-2	1.000	0-0	.000	2-3	.667	3	1	4	5.0	1	1	1	0	0	6	5.2
Pittsburgh	01/23/2024		11:01	0-0	.000	0-0	.000	1-2	.500	4	1	5	5.0	2	0	1	2	1	1	4.9
at Virginia Tech	01/27/2024		23:33	3-3	1.000	0-0	.000	2-3	.667	3	0	3	4.9	4	0	1	2	0	8	5.1
North Carolina	01/30/2024		28:11	4-8	.500	0-0	.000	1-1	1.000	2	6	8	5.0	3	0	1	3	0	9	5.3
at NC State	02/03/2024		25:11	1-2	.500	0-0	.000	3-4	.750	5	3	8	5.2	4	0	1	0	0	5	5.3
Wake Forest	02/06/2024		15:16	1-2	.500	0-0	.000	2-4	.500	1	1	2	5.0	2	0	1	0	1	4	5.2
at Louisville	02/10/2024		21:51	1-5	.200	0-0	.000	3-3	1.000	6	3	9	5.2	5	0	2	0	0	5	5.2
at Notre Dame	02/14/2024		15:00	1-4	.250	0-0	.000	2-3	.667	1	2	3	5.1	2	0	0	0	0	4	5.2
Syracuse	02/17/2024		11:27	1-3	.333	0-0	.000	0-0	.000	2	4	6	5.2	2	1	2	0	0	2	5.0
Totals		4	455:34	44-91	.484	1-7	.143	42-64	.656	64	70	134	5.2	59	19	23	13	9	131	5.0

Player Averages

Games Played	Minutes/ game	Points/ game	FG Pct	3FG Pct	FT Pct	Rebounds/ game	Assists/ game	Turnovers/ game	Assist/Turnover ratio	Steals/ game	Blocks/ game
26	17.5	5.0	48.4	14.3	65.6	5.2	0.7	0.9	0.8	0.3	0.5



2023-24 SEASON STATISTICS - INDIVIDUAL GAME-BY-GAME

#13 KELLY, Miles

Opponent	Date	GS	MIN	Total		3-Pointers		Free throws		Rebounds				PF	A	TO	BLK	STL	PTS	AVG
				FG-FGA	PCT	3FG-3FGA	PCT	FT-FTA	PCT	OFF	DEF	TOT	AVG							
Ga. Southern	11/06/2023	*	30:29	9-18	.500	4-9	.444	3-5	.600	2	3	5	5.0	3	3	2	0	2	25	25.0
Howard	11/09/2023	*	35:15	9-24	.375	1-5	.200	8-13	.615	4	2	6	5.5	1	2	0	0	1	27	26.0
UMass Lowell	11/14/2023	*	34:04	5-19	.263	0-6	.000	1-3	.333	4	4	8	6.3	3	1	2	2	1	11	21.0
at Cincinnati	11/22/2023	*	25:11	3-10	.300	0-3	.000	6-7	.857	1	1	2	5.3	1	1	1	0	1	12	18.8
Mississippi St.	11/28/2023	*	34:22	5-16	.313	4-9	.444	8-10	.800	3	9	12	6.6	3	1	2	0	0	22	19.4
Duke	12/02/2023	*	36:09	5-13	.385	2-8	.250	4-4	1.000	1	6	7	6.7	1	2	2	1	0	16	18.8
at Georgia	12/05/2023	*	31:42	4-15	.267	2-8	.250	2-2	1.000	1	6	7	6.7	2	4	2	0	1	12	17.9
Alabama A&M	12/09/2023	*	28:25	3-8	.375	3-8	.375	2-4	.500	0	4	4	6.4	1	0	4	0	0	11	17.0
vs Penn St.	12/16/2023	*	37:02	3-13	.231	0-7	.000	4-6	.667	3	2	5	6.2	3	6	2	0	2	10	16.2
vs Massachusetts	12/21/2023	*	26:44	2-11	.182	0-6	.000	3-3	1.000	0	6	6	6.2	1	0	1	0	1	7	15.3
at Hawaii	12/22/2023	*	32:43	5-11	.455	1-3	.333	3-4	.750	1	4	5	6.1	1	3	1	0	1	14	15.2
vs Nevada	12/24/2023	*	33:56	3-15	.200	1-9	.111	3-6	.500	0	5	5	6.0	2	3	3	0	0	10	14.8
at Florida St.	01/03/2024	*	31:14	7-15	.467	3-6	.500	3-5	.600	1	5	6	6.0	3	0	2	0	0	20	15.2
Boston College	01/06/2024	*	33:48	5-10	.500	2-6	.333	0-0	.000	0	3	3	5.8	4	1	5	1	0	12	14.9
Notre Dame	01/09/2024	*	40:35	9-21	.429	7-15	.467	0-1	.000	2	5	7	5.9	2	3	0	0	1	25	15.6
at Duke	01/13/2024	*	34:43	5-11	.455	2-4	.500	4-5	.800	0	11	11	6.2	5	4	3	1	0	16	15.6
at Clemson	01/16/2024	*	41:41	6-16	.375	1-6	.167	1-2	.500	1	5	6	6.2	4	1	2	0	0	14	15.5
Virginia	01/20/2024	*	30:09	3-11	.273	2-7	.286	0-0	.000	0	5	5	6.1	3	1	2	0	1	8	15.1
Pittsburgh	01/23/2024	*	17:26	0-2	.000	0-1	.000	0-0	.000	0	2	2	5.9	3	2	1	0	0	0	14.3
at Virginia Tech	01/27/2024	*	26:10	4-9	.444	1-3	.333	2-2	1.000	0	3	3	5.8	2	1	0	1	1	11	14.2
North Carolina	01/30/2024	*	29:13	5-13	.385	3-6	.500	2-2	1.000	1	4	5	5.7	3	0	4	0	1	15	14.2
at NC State	02/03/2024	*	31:52	8-13	.615	4-7	.571	0-1	.000	0	10	10	5.9	3	2	2	0	0	20	14.5
Wake Forest	02/06/2024	*	22:48	0-5	.000	0-3	.000	0-0	.000	0	5	5	5.9	2	1	4	0	0	0	13.8
at Louisville	02/10/2024	*	38:50	11-20	.550	6-11	.545	8-10	.800	3	4	7	5.9	3	2	2	0	1	36	14.8
at Notre Dame	02/14/2024	*	24:30	4-12	.333	1-5	.200	2-2	1.000	0	4	4	5.8	4	4	2	0	0	11	14.6
Syracuse	02/17/2024	*	38:17	5-15	.333	3-12	.250	3-3	1.000	1	9	10	6.0	1	2	2	0	1	16	14.7
Totals		26	827:17	128-346	.370	53-173	.306	72-100	.720	29	127	156	6.0	64	50	53	6	16	381	14.7

Player Averages

Games Played	Minutes/ game	Points/ game	FG Pct	3FG Pct	FT Pct	Rebounds/ game	Assists/ game	Turnovers/ game	Assist/Turnover ratio	Steals/ game	Blocks/ game
26	31.8	14.7	37.0	30.6	72.0	6.0	1.9	2.0	0.9	0.6	0.2

2023-24 SEASON STATISTICS - INDIVIDUAL GAME-BY-GAME

#14 REEVES JR., Kowacie

Opponent	Date	GS	MIN	Total		3-Pointers		Free throws		Rebounds											
				FG-FGA	PCT	3FG-3FGA	PCT	FT-FTA	PCT	OFF	DEF	TOT	AVG	PF	A	TO	BLK	STL	PTS	AVG	
Ga. Southern	11/06/2023	*	32:42	4-7	.571	3-5	.600	4-4	1.000	1	2	3	3.0	1	3	2	1	3	15	15.0	
Howard	11/09/2023	*	35:04	6-10	.600	1-4	.250	2-3	.667	3	4	7	5.0	0	2	1	1	1	15	15.0	
UMass Lowell	11/14/2023	*	34:17	1-7	.143	0-3	.000	2-2	1.000	0	3	3	4.3	2	0	0	2	0	4	11.3	
at Cincinnati	11/22/2023	*	29:03	4-6	.667	1-2	.500	5-5	1.000	1	2	3	4.0	0	1	1	3	1	14	12.0	
Mississippi St.	11/28/2023	*	32:44	2-10	.200	0-3	.000	2-2	1.000	1	5	6	4.4	2	1	1	1	0	6	10.8	
Duke	12/02/2023	*	33:15	5-7	.714	4-5	.800	0-0	.000	1	3	4	4.3	1	0	2	0	0	14	11.3	
at Georgia	12/05/2023	*	27:51	5-10	.500	2-5	.400	0-0	.000	1	2	3	4.1	0	0	0	0	0	12	11.4	
Alabama A&M	12/09/2023	*	28:26	6-12	.500	2-5	.400	6-6	1.000	3	7	10	4.9	2	1	1	1	0	20	12.5	
vs Penn St.	12/16/2023	*	31:52	5-12	.417	1-5	.200	4-6	.667	1	4	5	4.9	1	0	5	1	0	15	12.8	
vs Massachusetts	12/21/2023	*	26:36	3-10	.300	0-2	.000	3-5	.600	0	4	4	4.8	2	1	2	0	0	9	12.4	
at Hawaii	12/22/2023	*	32:55	3-7	.429	1-1	1.000	0-0	.000	1	4	5	4.8	0	0	1	0	0	7	11.9	
vs Nevada	12/24/2023	*	30:12	3-8	.375	2-5	.400	1-1	1.000	1	3	4	4.8	3	0	2	0	1	9	11.7	
at Florida St.	01/03/2024	*	33:48	7-16	.438	3-7	.429	1-2	.500	2	4	6	4.8	2	2	1	1	1	18	12.2	
Boston College	01/06/2024	*	32:56	6-9	.667	4-6	.667	1-1	1.000	1	1	2	4.6	1	0	0	1	1	17	12.5	
Notre Dame	01/09/2024	*	38:12	3-11	.273	1-5	.200	2-3	.667	0	4	4	4.6	4	2	1	0	2	9	12.3	
at Duke	01/13/2024	*	33:34	4-8	.500	1-4	.250	0-0	.000	0	4	4	4.6	0	2	1	2	1	9	12.1	
at Clemson	01/16/2024	*	42:46	5-7	.714	5-7	.714	0-0	.000	0	0	0	4.3	3	0	1	0	0	15	12.2	
Virginia	01/20/2024	*	30:24	2-7	.286	2-6	.333	0-0	.000	1	2	3	4.2	1	0	3	0	1	6	11.9	
Pittsburgh	01/23/2024	*	35:14	5-10	.500	2-6	.333	3-4	.750	2	3	5	4.3	1	0	0	0	1	15	12.1	
at Virginia Tech	01/27/2024	*	25:13	2-10	.200	2-6	.333	0-0	.000	0	0	0	4.1	0	1	1	0	0	6	11.8	
North Carolina	01/30/2024	*	18:45	1-5	.200	0-2	.000	0-0	.000	2	2	4	4.0	1	0	0	0	0	2	11.3	
at NC State	02/03/2024	*	19:21	4-7	.571	4-6	.667	0-0	.000	0	3	3	4.0	0	1	2	0	0	12	11.3	
Wake Forest	02/06/2024	*	19:40	1-9	.111	1-5	.200	0-0	.000	1	4	5	4.0	0	3	1	0	0	3	11.0	
at Louisville	02/10/2024	*	18:34	0-5	.000	0-1	.000	0-0	.000	1	2	3	4.0	2	0	2	0	1	0	10.5	
at Notre Dame	02/14/2024	*	23:54	3-6	.500	1-3	.333	0-0	.000	1	5	6	4.1	3	1	0	1	1	7	10.4	
Syracuse	02/17/2024	*	25:35	2-9	.222	0-4	.000	0-0	.000	3	1	4	4.1	3	0	1	0	0	4	10.1	
Totals			26	772:54	92-225	.409	43-113	.381	36-44	.818	28	78	106	4.1	35	21	32	15	15	263	10.1

Player Averages

Games Played	Minutes/ game	Points/ game	FG Pct	3FG Pct	FT Pct	Rebounds/ game	Assists/ game	Turnovers/ game	Assist/Turnover ratio	Steals/ game	Blocks/ game
26	29.7	10.1	40.9	38.1	81.8	4.1	0.8	1.2	0.7	0.6	0.6



2023-24 SEASON STATISTICS - INDIVIDUAL GAME-BY-GAME

#23 SACKO, Ibrahima

Opponent	Date	GS	MIN	Total		3-Pointers		Free throws		Rebounds											
				FG-FGA	PCT	3FG-3FGA	PCT	FT-FTA	PCT	OFF	DEF	TOT	AVG	PF	A	TO	BLK	STL	PTS	AVG	
Ga. Southern	11/06/2023		12:31	0-3	.000	0-1	.000	0-0	.000	2	2	4	4.0	2	0	2	0	1	0	0.0	
Howard	11/09/2023		12:52	0-0	.000	0-0	.000	1-2	.500	0	3	3	3.5	2	0	1	0	0	1	0.5	
UMass Lowell	11/14/2023		20:26	1-2	.500	0-1	.000	0-2	.000	3	5	8	5.0	4	1	0	0	3	2	1.0	
at Cincinnati	11/22/2023		23:51	1-3	.333	1-3	.333	0-0	.000	0	3	3	4.5	3	0	1	0	0	3	1.5	
Mississippi St.	11/28/2023		11:16	1-1	1.000	0-0	.000	0-0	.000	0	3	3	4.2	0	0	0	1	2	2	1.6	
Duke	12/02/2023		02:17	1-1	1.000	0-0	.000	0-0	.000	0	0	0	3.5	2	0	0	1	0	2	1.7	
at Georgia	12/05/2023		09:33	1-3	.333	0-1	.000	0-2	.000	2	1	3	3.4	1	1	0	0	1	2	1.7	
Alabama A&M	12/09/2023		09:43	2-2	1.000	0-0	.000	0-1	.000	3	0	3	3.4	0	0	1	0	0	4	2.0	
vs Massachusetts	12/21/2023		09:08	1-2	.500	1-1	1.000	0-0	.000	2	1	3	3.3	3	0	3	0	0	3	2.1	
vs Nevada	12/24/2023		02:57	0-0	.000	0-0	.000	0-0	.000	0	0	0	3.0	0	0	0	0	0	0	1.9	
at Florida St.	01/03/2024	*	07:44	0-1	.000	0-1	.000	0-0	.000	0	0	0	2.7	2	0	1	0	0	0	1.7	
Virginia	01/20/2024		02:07	0-0	.000	0-0	.000	0-0	.000	0	1	1	2.6	0	0	0	0	0	0	1.6	
Pittsburgh	01/23/2024	*	12:27	0-2	.000	0-1	.000	0-0	.000	2	3	5	2.8	1	0	0	0	0	0	1.5	
at Virginia Tech	01/27/2024	*	06:38	0-0	.000	0-0	.000	0-0	.000	0	0	0	2.6	0	0	0	0	0	0	1.4	
North Carolina	01/30/2024		05:57	1-1	1.000	1-1	1.000	0-0	.000	0	0	0	2.4	0	0	1	0	1	3	1.5	
Wake Forest	02/06/2024		07:27	0-1	.000	0-0	.000	2-2	1.000	0	0	0	2.3	1	0	0	0	0	2	1.5	
at Louisville	02/10/2024		16:17	3-5	.600	0-2	.000	0-0	.000	0	2	2	2.2	1	1	0	0	0	6	1.8	
at Notre Dame	02/14/2024		25:52	6-8	.750	1-2	.500	0-1	.000	2	2	4	2.3	1	1	0	1	1	13	2.4	
Syracuse	02/17/2024		15:35	0-1	.000	0-0	.000	0-0	.000	1	3	4	2.4	1	0	0	1	2	0	2.3	
Totals		3	214:38	18-36	.500	4-14	.286	3-10	.300	17	29	46	2.4	24	4	10	4	11	43	2.3	

Player Averages

Games Played	Minutes/ game	Points/ game	FG Pct	3FG Pct	FT Pct	Rebounds/ game	Assists/ game	Turnovers/ game	Assist/Turnover ratio	Steals/ game	Blocks/ game
19	11.3	2.3	50.0	28.6	30.0	2.4	0.2	0.5	0.4	0.6	0.2

2023-24 SEASON STATISTICS - INDIVIDUAL GAME-BY-GAME

#24 ABRAM, Amaree

Opponent	Date	GS	MIN	Total		3-Pointers		Free throws		Rebounds										
				FG-FGA	PCT	3FG-3FGA	PCT	FT-FTA	PCT	OFF	DEF	TOT	AVG	PF	A	TO	BLK	STL	PTS	AVG
Ga. Southern	11/06/2023	*	16:39	1-4	.250	1-3	.333	2-4	.500	0	2	2	2.0	1	2	3	0	0	5	5.0
Howard	11/09/2023	*	20:23	2-8	.250	0-2	.000	2-3	.667	2	2	4	3.0	1	3	1	1	1	6	5.5
UMass Lowell	11/14/2023	*	13:48	2-6	.333	1-5	.200	2-2	1.000	0	2	2	2.7	1	1	2	0	0	7	6.0
at Cincinnati	11/22/2023	*	13:15	1-6	.167	0-0	.000	0-0	.000	0	4	4	3.0	2	1	1	0	0	2	5.0
Alabama A&M	12/09/2023		16:05	3-9	.333	2-6	.333	0-0	.000	0	4	4	3.2	3	0	1	0	0	8	5.6
vs Penn St.	12/16/2023		03:58	0-1	.000	0-1	.000	0-0	.000	0	0	0	2.7	0	2	0	0	0	0	4.7
at Duke	01/13/2024		03:31	0-1	.000	0-0	.000	0-0	.000	0	1	1	2.4	1	1	0	0	0	0	4.0
at Virginia Tech	01/27/2024		06:46	0-1	.000	0-0	.000	1-2	.500	0	0	0	2.1	0	0	0	0	0	1	3.6
North Carolina	01/30/2024		03:32	0-1	.000	0-1	.000	0-0	.000	0	0	0	1.9	0	0	1	0	0	0	3.2
Wake Forest	02/06/2024		10:22	2-5	.400	0-2	.000	1-2	.500	0	0	0	1.7	1	1	0	1	0	5	3.4
Totals		4	108:19	11-42	.262	4-20	.200	8-13	.615	2	15	17	1.7	10	11	9	2	1	34	3.4

Player Averages

Games Played	Minutes/ game	Points/ game	FG Pct	3FG Pct	FT Pct	Rebounds/ game	Assists/ game	Turnovers/ game	Assist/Turnover ratio	Steals/ game	Blocks/ game
10	10.8	3.4	26.2	20.0	61.5	1.7	1.1	0.9	1.2	0.1	0.2

2023-24 SEASON STATISTICS - INDIVIDUAL GAME-BY-GAME

#4 MURPHY, Carter

Opponent	Date	GS	MIN	Total		3-Pointers		Free throws		Rebounds										
				FG-FGA	PCT	3FG-3FGA	PCT	FT-FTA	PCT	OFF	DEF	TOT	AVG	PF	A	TO	BLK	STL	PTS	AVG
Howard	11/09/2023		02:59	0-0	.000	0-0	.000	0-0	.000	0	0	0	0.0	0	0	0	0	0	0	0.0
at Cincinnati	11/22/2023		14:17	1-4	.250	1-4	.250	0-0	.000	0	4	4	2.0	3	0	0	2	0	3	1.5
Mississippi St.	11/28/2023		04:28	1-1	1.000	1-1	1.000	0-0	.000	0	1	1	1.7	1	0	0	0	0	3	2.0
Duke	12/02/2023		01:54	0-0	.000	0-0	.000	0-0	.000	0	0	0	1.3	0	0	0	0	0	0	1.5
at Georgia	12/05/2023		02:05	0-0	.000	0-0	.000	0-0	.000	0	0	0	1.0	0	0	0	0	0	0	1.2
at Virginia Tech	01/27/2024		11:03	2-4	.500	2-3	.667	0-0	.000	0	1	1	1.0	3	1	0	0	0	6	2.0
North Carolina	01/30/2024		04:09	0-1	.000	0-1	.000	0-0	.000	0	1	1	1.0	1	0	0	0	0	0	1.7
Wake Forest	02/06/2024		05:58	0-2	.000	0-2	.000	0-0	.000	0	0	0	0.9	0	0	0	0	0	0	1.5
at Louisville	02/10/2024		21:01	3-4	.750	2-2	1.000	0-0	.000	0	2	2	1.0	3	1	1	0	2	8	2.2
at Notre Dame	02/14/2024		17:21	1-3	.333	1-2	.500	0-0	.000	0	1	1	1.0	0	0	0	0	1	3	2.3
Syracuse	02/17/2024		04:14	0-1	.000	0-1	.000	0-0	.000	0	0	0	0.9	0	0	0	0	0	0	2.1
Totals		0	89:28	8-20	.400	7-16	.438	0-0	.000	0	10	10	0.9	11	2	1	2	3	23	2.1

Player Averages

Games Played	Minutes/game	Points/game	FG Pct	3FG Pct	FT Pct	Rebounds/game	Assists/game	Turnovers/game	Assist/Turnover ratio	Steals/game	Blocks/game
11	8.1	2.1	40.0	43.8	0.0	0.9	0.2	0.1	2.0	0.3	0.2

#33 SAN MIGUEL, Marcos

Opponent	Date	GS	MIN	Total		3-Pointers		Free throws		Rebounds											
				FG-FGA	PCT	3FG-3FGA	PCT	FT-FTA	PCT	OFF	DEF	TOT	AVG	PF	A	TO	BLK	STL	PTS	AVG	
Alabama A&M	12/09/2023		01:55	0-2	.000	0-1	.000	0-0	.000	1	0	1	1.0	0	0	1	0	0	0	0.0	
Totals		0	01:55	0-2	.000	0-1	.000	0-0	.000	1	0	1	1.0	0	0	1	0	0	0	0.0	

Player Averages

Games Played	Minutes/game	Points/game	FG Pct	3FG Pct	FT Pct	Rebounds/game	Assists/game	Turnovers/game	Assist/Turnover ratio	Steals/game	Blocks/game
1	1.9	0.0	0.0	0.0	0.0	1.0	0.0	1.0	0.0	0.0	0.0

#35 NICHOLS, Emmer

Opponent	Date	GS	MIN	Total		3-Pointers		Free throws		Rebounds											
				FG-FGA	PCT	3FG-3FGA	PCT	FT-FTA	PCT	OFF	DEF	TOT	AVG	PF	A	TO	BLK	STL	PTS	AVG	
at Cincinnati	11/22/2023		02:10	0-0	.000	0-0	.000	0-0	.000	0	1	1	1.0	0	0	0	0	0	0	0.0	
Alabama A&M	12/09/2023		01:55	0-0	.000	0-0	.000	0-0	.000	1	2	3	2.0	0	0	0	0	0	0	0.0	
Totals		0	04:05	0-0	.000	0-0	.000	0-0	.000	1	3	4	2.0	0	0	0	0	0	0	0.0	

Player Averages

Games Played	Minutes/game	Points/game	FG Pct	3FG Pct	FT Pct	Rebounds/game	Assists/game	Turnovers/game	Assist/Turnover ratio	Steals/game	Blocks/game
2	2.0	0.0	0.0	0.0	0.0	2.0	0.0	0.0	0.0	0.0	0.0



2023-24 INDIVIDUAL HIGHS

Georgia Tech - Individual Game Highs			
POINTS	36		Miles Kelly at Louisville (02/10/2024)
	27		Miles Kelly vs Howard (11/09/2023)
	25		Miles Kelly vs Notre Dame (01/09/2024)
	25		Miles Kelly vs Ga. Southern (11/06/2023)
	24		Dallan "Deebo" Coleman vs UMass Lowell (11/14/2023)
FIELD GOALS MADE	11		Miles Kelly at Louisville (02/10/2024)
	10		Baye Ndongo at Hawaii (12/22/2023)
FIELD GOAL ATTEMPTS	24		Miles Kelly vs Howard (11/09/2023)
	21		Miles Kelly vs Notre Dame (01/09/2024)
FIELD GOAL PERCENTAGE (min 5 made)	1.000	(6-6)	Baye Ndongo vs Massachusetts (N) (12/21/2023)
	.875	(7-8)	Baye Ndongo vs Nevada (N) (12/24/2023)
3 PT FG MADE	7		Miles Kelly vs Notre Dame (01/09/2024)
	6		Miles Kelly at Louisville (02/10/2024)
3 PT FG ATTEMPTS	15		Miles Kelly vs Notre Dame (01/09/2024)
	12		Miles Kelly vs Syracuse (02/17/2024)
3 PT FG PERCENTAGE (min 2 made)	1.000	(4-4)	Kyle Sturdivant vs North Carolina (01/30/2024)
	1.000	(2-2)	Carter Murphy at Louisville (02/10/2024)
	1.000	(2-2)	Tafara Gapare at Duke (01/13/2024)
FREE THROWS MADE	8		Miles Kelly at Louisville (02/10/2024)
	8		Nathan George vs North Carolina (01/30/2024)
	8		Kyle Sturdivant vs Massachusetts (N) (12/21/2023)
	8		Miles Kelly vs Mississippi St. (11/28/2023)
	8		Miles Kelly vs Howard (11/09/2023)
FREE THROW ATTEMPTS	13		Miles Kelly vs Howard (11/09/2023)
	10		Miles Kelly at Louisville (02/10/2024)
	10		Nathan George vs North Carolina (01/30/2024)
	10		Miles Kelly vs Mississippi St. (11/28/2023)
FREE THROW PERCENTAGE (min 3 made)	1.000	(8-8)	Kyle Sturdivant vs Massachusetts (N) (12/21/2023)
	1.000	(6-6)	Nathan George vs Virginia (01/20/2024)
	1.000	(6-6)	Baye Ndongo vs Nevada (N) (12/24/2023)
	1.000	(6-6)	Kowacie Reeves Jr. vs Alabama A&M (12/09/2023)
	1.000	(5-5)	Kyle Sturdivant at Clemson (01/16/2024)
	1.000	(5-5)	Kowacie Reeves Jr. at Cincinnati (11/22/2023)
	1.000	(4-4)	Tafara Gapare vs Wake Forest (02/06/2024)
	1.000	(4-4)	Tafara Gapare vs Boston College (01/06/2024)
	1.000	(4-4)	Kyle Sturdivant vs Duke (12/02/2023)
	1.000	(4-4)	Miles Kelly vs Duke (12/02/2023)
	1.000	(4-4)	Kowacie Reeves Jr. vs Ga. Southern (11/06/2023)
	1.000	(3-3)	Miles Kelly vs Syracuse (02/17/2024)
	1.000	(3-3)	Tyshaun Claude at Louisville (02/10/2024)
	1.000	(3-3)	Nathan George vs Wake Forest (02/06/2024)
	1.000	(3-3)	Miles Kelly vs Massachusetts (N) (12/21/2023)
REBOUNDS	19		Baye Ndongo vs Penn St. (N) (12/16/2023)
	12		Baye Ndongo at Hawaii (12/22/2023)
	12		Miles Kelly vs Mississippi St. (11/28/2023)
ASSISTS	11		Nathan George vs Notre Dame (01/09/2024)
	9		Nathan George vs Virginia (01/20/2024)
	9		Kyle Sturdivant vs Boston College (01/06/2024)
	9		Nathan George vs Duke (12/02/2023)
STEALS	3		Kyle Sturdivant vs Massachusetts (N) (12/21/2023)
	3		Baye Ndongo at Georgia (12/05/2023)
	3		Ibrahima Sacko vs UMass Lowell (11/14/2023)
	3		Kowacie Reeves Jr. vs Ga. Southern (11/06/2023)
BLOCKED SHOTS	4		Tafara Gapare at Hawaii (12/22/2023)
	4		Baye Ndongo vs Duke (12/02/2023)

TURNOVERS	7		Baye Ndongo at Cincinnati (11/22/2023)
	6		Baye Ndongo vs Syracuse (02/17/2024)
FOULS	5		Baye Ndongo at Louisville (02/10/2024)
	5		Tyshaun Claude at Louisville (02/10/2024)
	5		Tafara Gapare at NC State (02/03/2024)
	5		Baye Ndongo at NC State (02/03/2024)
	5		Baye Ndongo at Clemson (01/16/2024)
	5		Miles Kelly at Duke (01/13/2024)
	5		Baye Ndongo vs Boston College (01/06/2024)
	5		Baye Ndongo at Hawaii (12/22/2023)
	5		Tyshaun Claude vs Howard (11/09/2023)

Opponent - Individual Game Highs			
POINTS	31		PJ Hall at Clemson (01/16/2024)
	30		Kyle Filipowski at Duke (01/13/2024)
	30		Devin McGlockton vs Boston College (01/06/2024)
	30		Kenan Blackshear vs Nevada (N) (12/24/2023)
	28		RJ Davis vs North Carolina (01/30/2024)
FIELD GOALS MADE	12		Devin McGlockton vs Boston College (01/06/2024)
	11		RJ Davis vs North Carolina (01/30/2024)
	11		PJ Hall at Clemson (01/16/2024)
	11		Kenan Blackshear vs Nevada (N) (12/24/2023)
FIELD GOAL ATTEMPTS	24		RJ Davis vs North Carolina (01/30/2024)
	24		Kyle Filipowski at Duke (01/13/2024)
FIELD GOAL PERCENTAGE (min 5 made)	833	(5-6)	Viktor Lakhin at Cincinnati (11/22/2023)
	.800	(12-15)	Devin McGlockton vs Boston College (01/06/2024)
3 PT FG MADE	.800	(8-10)	Claudell Harris Jr. vs Boston College (01/06/2024)
	6		Isaac McKneely vs Virginia (01/20/2024)
3 PT FG ATTEMPTS	5		Braeden Shrewsberry vs Notre Dame (01/09/2024)
	5		Rahsool Diggins vs Massachusetts (N) (12/21/2023)
	5		Viktor Lakhin at Cincinnati (11/22/2023)
	12		Puff Johnson vs Penn St. (N) (12/16/2023)
3 PT FG PERCENTAGE (min 2 made)	10		Cormac Ryan vs North Carolina (01/30/2024)
	10		Rahsool Diggins vs Massachusetts (N) (12/21/2023)
	10		Josh Hubbard vs Mississippi St. (11/28/2023)
	1.000	(4-4)	Claudell Harris Jr. vs Boston College (01/06/2024)
FREE THROWS MADE	1.000	(2-2)	Guillermo Diaz Graham vs Pittsburgh (01/23/2024)
	1.000	(2-2)	Carlos Curry vs Ga. Southern (11/06/2023)
	10		DJ Horne at NC State (02/03/2024)
	8		Ty-Laur Johnson at Louisville (02/10/2024)
FREE THROW ATTEMPTS	8		Chase Hunter at Clemson (01/16/2024)
	8		PJ Hall at Clemson (01/16/2024)
	8		Kenan Blackshear vs Nevada (N) (12/24/2023)
	11		DJ Horne at NC State (02/03/2024)
FREE THROW PERCENTAGE (min 3 made)	11		Kyle Filipowski at Duke (01/13/2024)
	11		Kenan Blackshear vs Nevada (N) (12/24/2023)
	1.000	(8-8)	Ty-Laur Johnson at Louisville (02/10/2024)
	1.000	(7-7)	Cameron Hildreth vs Wake Forest (02/06/2024)
REBOUNDS	1.000	(6-6)	Mike James at Louisville (02/10/2024)
	1.000	(6-6)	Sky Clark at Louisville (02/10/2024)
	1.000	(6-6)	Myijael Poteat at Virginia Tech (01/27/2024)
	1.000	(6-6)	Braeden Shrewsberry vs Notre Dame (01/09/2024)
	1.000	(5-5)	Joseph Girard III at Clemson (01/16/2024)
	1.000	(5-5)	Ayinde Hikim vs UMass Lowell (11/14/2023)
	1.000	(4-4)	Tae Davis at Notre Dame (02/14/2024)
	1.000	(4-4)	Tre White at Louisville (02/10/2024)
	1.000	(4-4)	Andrew Carr vs Wake Forest (02/06/2024)
	1.000	(4-4)	Kevin Miller vs Wake Forest (02/06/2024)
	1.000	(4-4)	Lynn Kidd at Virginia Tech (01/27/2024)
	1.000	(4-4)	Tyrese Proctor at Duke (01/13/2024)
	1.000	(4-4)	Kebba Njie vs Notre Dame (01/09/2024)
	1.000	(4-4)	Juan Munoz at Hawaii (12/22/2023)
	1.000	(4-4)	Jamar Franklin vs Ga. Southern (11/06/2023)
ASSISTS	1.000	(3-3)	Reece Beekman vs Virginia (01/20/2024)
	1.000	(3-3)	Julian Roper II vs Notre Dame (01/09/2024)
	1.000	(3-3)	Jamir Watkins at Florida St. (01/03/2024)
STEALS	17		PJ Hall at Clemson (01/16/2024)
	15		Ian Schieffelin at Clemson (01/16/2024)
ASSISTS	11		Reece Beekman vs Virginia (01/20/2024)
	8		Jovon McClanahan at Hawaii (12/22/2023)
BLOCKED SHOTS	5		Markus Burton at Notre Dame (02/14/2024)
	5		Jayden Ndiogue vs Massachusetts (N) (12/21/2023)
TURNOVERS	4		Kyle Filipowski vs Duke (12/02/2023)
	4		Max Brooks vs UMass Lowell (11/14/2023)
FOULS	5		Ty-Laur Johnson at Louisville (02/10/2024)
	5		Kenan Blackshear vs Nevada (N) (12/24/2023)
	5		Cam Bryant vs Ga. Southern (11/06/2023)
	5		Malik Brown vs Syracuse (02/17/2024)
	5		Quadir Copeland vs Syracuse (02/17/2024)
	5		Ben Middlebrooks at NC State (02/03/2024)
	5		Elliot Cadeau vs North Carolina (01/30/2024)
	5		Guillermo Diaz Graham vs Pittsburgh (01/23/2024)
	5		Dillon Hunter at Clemson (01/16/2024)
	5		Cameron Matthews vs Mississippi St. (11/28/2023)
BLOCKED SHOTS	5		Bryce Harris vs Howard (11/09/2023)
	5		Dom Campbell vs Howard (11/09/2023)



2023-24 TEAM HIGHS AND LOWS

Georgia Tech - Game Highs		
POINTS	93	at Clemson (01/16/2024)
	88	Howard (11/09/2023)
	87	Boston College (01/06/2024)
	84	Ga. Southern (11/06/2023)
	82	vs Penn St. (N) (12/16/2023)
FIELD GOALS MADE	34	Howard (11/09/2023)
	32	Boston College (01/06/2024)
	32	vs Penn St. (N) (12/16/2023)
FIELD GOAL ATTEMPTS	77	Howard (11/09/2023)
	75	at Georgia (12/05/2023)
FIELD GOAL PERCENTAGE	.545 (30-55)	at Duke (01/13/2024)
	.542 (32-59)	Boston College (01/06/2024)
3 PT FG MADE	15	at Clemson (01/16/2024)
	13	Ga. Southern (11/06/2023)
3 PT FG ATTEMPTS	35	at Clemson (01/16/2024)
	35	Notre Dame (01/09/2024)
3 PT FG PERCENTAGE	.550 (11-20)	at Duke (01/13/2024)
	.450 (9-20)	North Carolina (01/30/2024)
FREE THROWS MADE	18	vs Massachusetts (N) (12/21/2023)
	17	at NC State (02/03/2024)
	17	Mississippi St. (11/28/2023)
	17	Ga. Southern (11/06/2023)
FREE THROW ATTEMPTS	27	Howard (11/09/2023)
	27	Ga. Southern (11/06/2023)
FREE THROW PERCENTAGE	.882 (15-17)	North Carolina (01/30/2024)
	.857 (18-21)	vs Massachusetts (N) (12/21/2023)
REBOUNDS	55	Alabama A&M (12/09/2023)
	54	vs Penn St. (N) (12/16/2023)
ASSISTS	25	vs Penn St. (N) (12/16/2023)
	20	Notre Dame (01/09/2024)
STEALS	10	Notre Dame (01/09/2024)
	10	Ga. Southern (11/06/2023)
BLOCKED SHOTS	10	at Cincinnati (11/22/2023)
	8	North Carolina (01/30/2024)
	8	at Duke (01/13/2024)
	8	Duke (12/02/2023)
TURNOVERS	21	vs Massachusetts (N) (12/21/2023)
	20	Alabama A&M (12/09/2023)
FOULS	28	at Louisville (02/10/2024)
	23	at NC State (02/03/2024)

Opponent - Game Highs		
POINTS	95	Boston College (01/06/2024)
	91	at Virginia Tech (01/27/2024)
	90	at Clemson (01/16/2024)
	89	at Cincinnati (11/22/2023)
	85	Howard (11/09/2023)
FIELD GOALS MADE	35	Boston College (01/06/2024)
	32	at Virginia Tech (01/27/2024)
FIELD GOAL ATTEMPTS	77	North Carolina (01/30/2024)
	74	vs Penn St. (N) (12/16/2023)
FIELD GOAL PERCENTAGE	.556 (35-63)	Boston College (01/06/2024)
	.552 (32-58)	at Virginia Tech (01/27/2024)
3 PT FG MADE	14	at Cincinnati (11/22/2023)
	12	at Virginia Tech (01/27/2024)
	12	Boston College (01/06/2024)
	12	vs Penn St. (N) (12/16/2023)
3 PT FG ATTEMPTS	35	at Cincinnati (11/22/2023)
	33	vs Penn St. (N) (12/16/2023)
	33	at Georgia (12/05/2023)
3 PT FG PERCENTAGE	.522 (12-23)	Boston College (01/06/2024)
	.478 (11-23)	Virginia (01/20/2024)
FREE THROWS MADE	31	at Louisville (02/10/2024)
	29	at Clemson (01/16/2024)
FREE THROW ATTEMPTS	38	at Clemson (01/16/2024)
	34	at Louisville (02/10/2024)
FREE THROW PERCENTAGE	1.000 (17-17)	Wake Forest (02/06/2024)
	.912 (31-34)	at Louisville (02/10/2024)
REBOUNDS	50	at Georgia (12/05/2023)
	48	North Carolina (01/30/2024)
	48	Notre Dame (01/09/2024)
ASSISTS	23	at Virginia Tech (01/27/2024)
	21	Boston College (01/06/2024)
STEALS	16	vs Massachusetts (N) (12/21/2023)
	13	vs Penn St. (N) (12/16/2023)
BLOCKED SHOTS	6	Duke (12/02/2023)
	6	UMass Lowell (11/14/2023)
	6	Howard (11/09/2023)
TURNOVERS	18	Ga. Southern (11/06/2023)
	16	Notre Dame (01/09/2024)
FOULS	23	Ga. Southern (11/06/2023)
	21	at Florida St. (01/03/2024)

Georgia Tech - Game Lows		
POINTS	51	Wake Forest (02/06/2024)
	54	at Cincinnati (11/22/2023)
	55	at Notre Dame (02/14/2024)
	62	at Georgia (12/05/2023)
	64	Pittsburgh (01/23/2024)
	64	vs Nevada (N) (12/24/2023)
FIELD GOALS MADE	17	Wake Forest (02/06/2024)
	17	at Cincinnati (11/22/2023)
FIELD GOAL ATTEMPTS	48	at Notre Dame (02/14/2024)
	49	at Cincinnati (11/22/2023)
FIELD GOAL PERCENTAGE	.283 (17-60)	Wake Forest (02/06/2024)
	.320 (24-75)	at Georgia (12/05/2023)
3 PT FG MADE	3	Wake Forest (02/06/2024)
	4	Howard (11/09/2023)
3 PT FG ATTEMPTS	15	at Notre Dame (02/14/2024)
	17	at Hawaii (12/22/2023)
	17	vs Massachusetts (N) (12/21/2023)
	17	at Cincinnati (11/22/2023)
3 PT FG PERCENTAGE	.125 (3-24)	Wake Forest (02/06/2024)
	.200 (6-30)	UMass Lowell (11/14/2023)
FREE THROWS MADE	3	Notre Dame (01/09/2024)
	6	at Notre Dame (02/14/2024)
	6	at Georgia (12/05/2023)
FREE THROW ATTEMPTS	7	Notre Dame (01/09/2024)
	11	at Notre Dame (02/14/2024)
FREE THROW PERCENTAGE	.429 (3-7)	Notre Dame (01/09/2024)
	.462 (6-13)	at Georgia (12/05/2023)
REBOUNDS	29	Virginia (01/20/2024)
	31	at Notre Dame (02/14/2024)
	31	Wake Forest (02/06/2024)
	31	at Virginia Tech (01/27/2024)
	31	Pittsburgh (01/23/2024)
	31	at Florida St. (01/03/2024)
	31	vs Nevada (N) (12/24/2023)
ASSISTS	7	vs Massachusetts (N) (12/21/2023)
	8	Mississippi St. (11/28/2023)
	8	at Cincinnati (11/22/2023)
STEALS	1	Duke (12/02/2023)
	2	at NC State (02/03/2024)
	2	at Virginia Tech (01/27/2024)
	2	at Hawaii (12/22/2023)
BLOCKED SHOTS	1	at Louisville (02/10/2024)
	1	vs Nevada (N) (12/24/2023)
TURNOVERS	5	at Virginia Tech (01/27/2024)
	7	Howard (11/09/2023)
FOULS	12	Duke (12/02/2023)
	13	Virginia (01/20/2024)

Opponent - Game Lows		
POINTS	49	Alabama A&M (12/09/2023)
	58	at Notre Dame (02/14/2024)
	59	Mississippi St. (11/28/2023)
	60	Syracuse (02/17/2024)
	62	Ga. Southern (11/06/2023)
	16	Alabama A&M (12/09/2023)
FIELD GOALS MADE	18	at Notre Dame (02/14/2024)
FIELD GOAL ATTEMPTS	50	Pittsburgh (01/23/2024)
	53	vs Nevada (N) (12/24/2023)
FIELD GOAL PERCENTAGE	.276 (16-58)	Alabama A&M (12/09/2023)
	.308 (20-65)	Mississippi St. (11/28/2023)
3 PT FG MADE	2	Alabama A&M (12/09/2023)
	2	UMass Lowell (11/14/2023)
3 PT FG ATTEMPTS	15	UMass Lowell (11/14/2023)
	16	Duke (12/02/2023)
3 PT FG PERCENTAGE	.100 (2-20)	Alabama A&M (12/09/2023)
	.133 (2-15)	UMass Lowell (11/14/2023)
FREE THROWS MADE	6	Virginia (01/20/2024)
	8	vs Massachusetts (N) (12/21/2023)
FREE THROW ATTEMPTS	11	Virginia (01/20/2024)
	13	Ga. Southern (11/06/2023)
FREE THROW PERCENTAGE	.421 (8-19)	vs Massachusetts (N) (12/21/2023)
	.529 (9-17)	North Carolina (01/30/2024)
REBOUNDS	24	Boston College (01/06/2024)
	28	Syracuse (02/17/2024)
	28	at Hawaii (12/22/2023)
	28	Alabama A&M (12/09/2023)
ASSISTS	4	Alabama A&M (12/09/2023)
	5	Mississippi St. (11/28/2023)
STEALS	2	at Virginia Tech (01/27/2024)
	4	Virginia (01/20/2024)
	4	Boston College (01/06/2024)
	4	vs Nevada (N) (12/24/2023)
	4	at Hawaii (12/22/2023)
	4	at Georgia (12/05/2023)
BLOCKED SHOTS	0	North Carolina (01/30/2024)
	1	Notre Dame (01/09/2024)
	1	at Florida St. (01/03/2024)
TURNOVERS	4	at NC State (02/03/2024)
	4	at Duke (01/13/2024)
	4	at Hawaii (12/22/2023)
FOULS	12	Notre Dame (01/09/2024)
	14	at Notre Dame (02/14/2024)
	14	Wake Forest (02/06/2024)
	14	Pittsburgh (01/23/2024)
	14	Virginia (01/20/2024)
	14	at Georgia (12/05/2023)

CAREER SUMMARIES

ABRAM, Amaree

				Field Goals		3-Point		F-Throws		Rebounds									Scoring	
SEASON	TEAM	GP-GS	MIN/AVG	FG-FGA	FG%	3FG-3FGA	3FG%	FT-FTA	FT%	OFF	DEF	TOT	AVG	PF-FO	A	TO	BLK	STL	PTS	AVG
2022-23	OM	33-22	694/21.0	104-258	.403	39-107	.364	18-27	.667	8	58	66	2.0	63-1	66	59	4	22	265	8.0
2023-24	GaTech	10-4	108/10.8	11-42	.262	4-20	.200	8-13	.615	2	15	17	1.7	10-0	11	9	2	1	34	3.4
TOTAL FOR GaTech		10-4	108/10.8	11-42	.262	4-20	.200	8-13	.615	2	15	17	1.7	10-0	11	9	2	1	34	3.4
TOTAL		43-26	802/18.6	115-300	.383	43-127	.339	26-40	.650	10	73	83	1.9	73-1	77	68	6	23	299	7.0

Single Game Highs

Statistic	Value	
Points	26	vs Stanford 11/24/22
Rebounds	5	vs Chattanooga 11/15/22, at South Carolina 01/17/23
Assists	5	vs Georgia 01/14/23, vs Oklahoma 11/27/22
Steals	3	vs UT Martin 11/18/22
Blocks	1	6 times
FG Made	12	vs Stanford 11/24/22
FG Attempts	18	vs Stanford 11/24/22
3FG Made	5	vs South Carolina 03/08/23
3FG Attempts	8	vs LSU 02/25/23, vs South Carolina 03/08/23
FT Made	4	vs Siena 11/25/22
FT Attempts	4	at South Carolina 01/17/23, vs Siena 11/25/22, vs Ga. Southern 11/06/23

CLAUDE, Tyzhaun

				Field Goals		3-Point		F-Throws		Rebounds									Scoring	
SEASON	TEAM	GP-GS	MIN/AVG	FG-FGA	FG%	3FG-3FGA	3FG%	FT-FTA	FT%	OFF	DEF	TOT	AVG	PF-FO	A	TO	BLK	STL	PTS	AVG
2019-20	More	30-19	658/21.9	120-201	.597	0-0	.000	45-90	.500	73	119	192	6.4	65-1	16	44	18	16	285	9.5
2021-22	More	9-0	62/6.9	12-25	.480	0-0	.000	7-11	.636	6	10	16	1.8	6-0	5	10	3	2	31	3.4
2022-23	WCU	31-28	818/26.4	174-333	.523	2-6	.333	126-175	.720	98	168	266	8.6	75-1	16	65	28	12	476	15.4
2023-24	GaTech	26-4	456/17.5	44-91	.484	1-7	.143	42-64	.656	64	70	134	5.2	59-2	19	23	13	9	131	5.0
TOTAL FOR GaTech		26-4	456/17.5	44-91	.484	1-7	.143	42-64	.656	64	70	134	5.2	59-2	19	23	13	9	131	5.0
TOTAL		96-51	1993/20.8	350-650	.538	3-13	.231	220-340	.647	241	367	608	6.3	205-4	56	142	62	39	923	9.6

Single Game Highs

Statistic	Value	
Points	24	vs Samford 02/01/23
Rebounds	17	at The Citadel 01/14/23
Assists	3	vs Ga. Southern 11/06/23, vs Howard 11/09/23
Steals	2	9 times
Blocks	3	vs Tennessee Tech 01/04/20, vs Wofford 01/18/23, vs North Carolina 01/30/24
FG Made	11	vs Eastern Ky. 02/13/20
FG Attempts	17	vs Lindenwood 11/20/22
3FG Made	1	vs UNC Greensboro 12/29/22, at ETSU 01/04/23, vs Howard 11/09/23
3FG Attempts	2	vs Ga. Southern 11/06/23, vs Howard 11/09/23
FT Made	11	at Tennessee Tech 12/17/22
FT Attempts	14	at Tennessee Tech 12/17/22

CAREER SUMMARIES

COLEMAN, Dallan "deebo"

				Field Goals		3-Point		F-Throws		Rebounds										Scoring	
SEASON	TEAM	GP-GS	MIN/AVG	FG-FGA	FG%	3FG-3FGA	3FG%	FT-FTA	FT%	OFF	DEF	TOT	AVG	PF-FO	A	TO	BLK	STL		PTS	AVG
2021-22	GaTech	31-5	734/23.7	63-161	.391	43-104	.413	23-32	.719	12	46	58	1.9	70-1	19	21	3	28		192	6.2
2022-23	GaTech	33-31	1031/31.3	103-274	.376	57-175	.326	51-74	.689	14	83	97	2.9	73-0	44	39	10	26		314	9.5
2023-24	GaTech	23-0	463/20.1	49-123	.398	29-80	.363	15-25	.600	20	39	59	2.6	41-0	13	8	5	11		142	6.2
TOTAL		87-36	2229/25.6	215-558	.385	129-359	.359	89-131	.679	46	168	214	2.5	184-1	76	68	18	65		648	7.4

Single Game Highs

Statistic	Value	
Points	24	vs UMass Lowell 11/14/23
Rebounds	9	vs Pittsburgh 03/08/23
Assists	8	at Syracuse 02/28/23
Steals	4	vs Florida Tech 02/18/23
Blocks	2	vs Duke 01/28/23, vs Louisville 02/25/23
FG Made	7	vs UMass Lowell 11/14/23
FG Attempts	14	at Syracuse 02/28/23, vs Pittsburgh 03/08/23
3FG Made	5	vs Lamar University 11/15/21, vs Syracuse 01/21/23, vs UMass Lowell 11/14/23
3FG Attempts	12	at Syracuse 02/28/23
FT Made	9	at Georgia St. 11/12/22
FT Attempts	13	at Georgia St. 11/12/22

DOWUONA, Ebenezer

				Field Goals		3-Point		F-Throws		Rebounds										Scoring	
SEASON	TEAM	GP-GS	MIN/AVG	FG-FGA	FG%	3FG-3FGA	3FG%	FT-FTA	FT%	OFF	DEF	TOT	AVG	PF-FO	A	TO	BLK	STL		PTS	AVG
2020-21	NCSU	9-0	48/5.3	2-8	.250	0-0	.000	1-2	.500	2	6	8	0.9	8-0	0	1	2	0		5	0.6
2021-22	NCSU	31-27	752/24.3	52-93	.559	0-0	.000	24-36	.667	63	63	126	4.1	98-7	6	15	54	12		128	4.1
2022-23	NCSU	30-3	327/10.9	21-46	.457	0-0	.000	9-17	.529	22	36	58	1.9	53-0	1	6	26	5		51	1.7
2023-24	GaTech	18-13	173/9.6	9-21	.429	0-0	.000	0-2	.000	14	11	25	1.4	23-0	2	8	5	1		18	1.0
TOTAL FOR GaTech		18-13	173/9.6	9-21	.429	0-0	.000	0-2	.000	14	11	25	1.4	23-0	2	8	5	1		18	1.0
TOTAL		88-43	1300/14.8	84-168	.500	0-0	.000	34-57	.596	101	116	217	2.5	182-7	9	30	87	18		202	2.3

Single Game Highs

Statistic	Value	
Points	11	vs Virginia Tech 03/08/23
Rebounds	9	vs Bucknell 11/09/21, at Duke 01/15/22
Assists	2	vs Boston College 02/23/22
Steals	3	vs Oklahoma St. 11/17/21
Blocks	8	vs Nebraska 12/01/21
FG Made	5	vs Louisiana Tech 11/27/21, at Duke 01/15/22, vs Virginia Tech 03/08/23
FG Attempts	11	at Duke 01/15/22
FT Made	4	vs Colgate 11/13/21, at Miami (FL) 12/29/21
FT Attempts	6	vs Colgate 11/13/21

CAREER SUMMARIES

GAPARE, Tafara

				Field Goals		3-Point		F-Throws		Rebounds									Scoring	
SEASON	TEAM	GP-GS	MIN/AVG	FG-FGA	FG%	3FG-3FGA	3FG%	FT-FTA	FT%	OFF	DEF	TOT	AVG	PF-FO	A	TO	BLK	STL	PTS	AVG
2022-23	UMass	30-0	372/12.4	34-109	.312	12-45	.267	23-40	.575	15	48	63	2.1	39-0	8	33	20	14	103	3.4
2023-24	GaTech	23-9	382/16.6	36-108	.333	8-43	.186	24-37	.649	15	52	67	2.9	40-1	13	20	26	10	104	4.5
TOTAL FOR GaTech		23-9	382/16.6	36-108	.333	8-43	.186	24-37	.649	15	52	67	2.9	40-1	13	20	26	10	104	4.5
TOTAL		53-9	753/14.2	70-217	.323	20-88	.227	47-77	.610	30	100	130	2.5	79-1	21	53	46	24	207	3.9

Single Game Highs

Statistic	Value	
Points	20	vs Penn St. 12/16/23
Rebounds	9	vs Syracuse 02/17/24
Assists	3	at Louisville 02/10/24
Steals	5	vs UAlbany 12/05/22
Blocks	5	vs Saint Louis 01/04/23
FG Made	7	vs Penn St. 12/16/23
FG Attempts	16	vs Penn St. 12/16/23
3FG Made	3	vs Penn St. 12/16/23
3FG Attempts	6	vs Penn St. 12/16/23
FT Made	5	vs Saint Louis 01/04/23
FT Attempts	8	vs Saint Louis 01/04/23

GEORGE, Naithan

				Field Goals		3-Point		F-Throws		Rebounds									Scoring	
SEASON	TEAM	GP-GS	MIN/AVG	FG-FGA	FG%	3FG-3FGA	3FG%	FT-FTA	FT%	OFF	DEF	TOT	AVG	PF-FO	A	TO	BLK	STL	PTS	AVG
2023-24	GaTech	23-22	668/29.0	73-186	.392	23-80	.288	41-61	.672	9	42	51	2.2	39-0	110	45	3	9	210	9.1
TOTAL		23-22	668/29.0	73-186	.392	23-80	.288	41-61	.672	9	42	51	2.2	39-0	110	45	3	9	210	9.1

Single Game Highs

Statistic	Value	
Points	20	at Clemson 01/16/24
Rebounds	5	at Georgia 12/05/23, vs Wake Forest 02/06/24
Assists	11	vs Notre Dame 01/09/24
Steals	2	vs Notre Dame 01/09/24, vs Nevada 12/24/23
Blocks	1	vs Mississippi St. 11/28/23, at Clemson 01/16/24, vs Pittsburgh 01/23/24
FG Made	8	at Clemson 01/16/24
FG Attempts	13	at Clemson 01/16/24, vs Wake Forest 02/06/24
3FG Made	4	at Clemson 01/16/24
3FG Attempts	7	at Clemson 01/16/24, vs Pittsburgh 01/23/24
FT Made	8	vs North Carolina 01/30/24
FT Attempts	10	vs North Carolina 01/30/24



CAREER SUMMARIES

KELLY, Miles

				Field Goals		3-Point		F-Throws		Rebounds										Scoring	
SEASON	TEAM	GP-GS	MIN/AVG	FG-FGA	FG%	3FG-3FGA	3FG%	FT-FTA	FT%	OFF	DEF	TOT	AVG	PF-FO	A	TO	BLK	STL		PTS	AVG
2021-22	GaTech	30-1	434/14.5	48-118	.407	26-75	.347	13-18	.722	7	36	43	1.4	30-0	15	19	3	15		135	4.5
2022-23	GaTech	33-27	1070/32.4	167-407	.410	89-235	.379	53-59	.898	10	102	112	3.4	71-0	43	49	2	24		476	14.4
2023-24	GaTech	26-26	827/31.8	128-346	.370	53-173	.306	72-100	.720	29	127	156	6.0	64-1	50	53	6	16		381	14.7
TOTAL		89-54	2331/26.2	343-871	.394	168-483	.348	138-177	.780	46	265	311	3.5	165-1	108	121	11	55		992	11.1

Single Game Highs

Statistic	Value	
Points	36	at Louisville 02/10/24
Rebounds	12	vs Mississippi St. 11/28/23
Assists	6	vs Penn St. 12/16/23
Steals	3	at North Carolina 12/10/22, at Notre Dame 01/10/23
Blocks	2	vs UMass Lowell 11/14/23
FG Made	11	at Louisville 02/10/24
FG Attempts	24	vs Howard 11/09/23
3FG Made	7	at Syracuse 02/28/23, vs Notre Dame 01/09/24
3FG Attempts	15	vs Notre Dame 01/09/24
FT Made	8	vs Howard 11/09/23, vs Mississippi St. 11/28/23, at Louisville 02/10/24
FT Attempts	13	vs Howard 11/09/23

CAREER SUMMARIES

MURPHY, Carter

				Field Goals		3-Point		F-Throws		Rebounds										Scoring	
SEASON	TEAM	GP-GS	MIN/AVG	FG-FGA	FG%	3FG-3FGA	3FG%	FT-FTA	FT%	OFF	DEF	TOT	AVG	PF-FO	A	TO	BLK	STL		PTS	AVG
2019-20	USAFA	13-0	57/4.4	8-17	.471	8-16	.500	7-8	.875	0	8	8	0.6	3-0	5	1	0	4		31	2.4
2020-21	USAFA	8-5	172/21.5	10-28	.357	5-19	.263	8-8	1.000	2	14	16	2.0	21-1	9	10	2	6		33	4.1
2021-22	USAFA	18-1	225/12.5	24-58	.414	10-35	.286	2-3	.667	2	26	28	1.6	31-1	9	7	1	8		60	3.3
2022-23	USAFA	31-2	549/17.7	87-174	.500	16-57	.281	34-41	.829	8	46	54	1.7	54-0	34	37	6	21		224	7.2
2023-24	GaTech	11-0	89/8.1	8-20	.400	7-16	.438	0-0	.000	0	10	10	0.9	11-0	2	1	2	3		23	2.1
TOTAL FOR GaTech		11-0	89/8.1	8-20	.400	7-16	.438	0-0	.000	0	10	10	0.9	11-0	2	1	2	3		23	2.1
TOTAL		81-8	1093/13.5	137-297	.461	46-143	.322	51-60	.850	12	104	116	1.4	120-2	59	56	11	42		371	4.6

Single Game Highs

Statistic	Value	
Points	19	at UNLV 03/08/23
Rebounds	6	vs New Mexico 02/24/21
Assists	5	at UNLV 03/08/23
Steals	5	at UNLV 02/24/23
Blocks	2	vs Ark.-Pine Bluff 11/30/22, at UNLV 02/24/23, at Cincinnati 11/22/23
FG Made	8	vs New Mexico 02/10/23
FG Attempts	12	vs New Mexico 02/10/23, at Utah St. 02/14/23, vs San Jose St. 03/04/23
3FG Made	4	vs JWU (Denver) 12/17/19
3FG Attempts	5	at Colorado St. 03/01/21, vs Fresno St. 02/22/22, at Bowling Green 11/07/22
FT Made	6	at UNLV 03/08/23
FT Attempts	6	vs Wyoming 01/17/23, at UNLV 03/08/23

NDONGO, Baye

				Field Goals		3-Point		F-Throws		Rebounds										Scoring	
SEASON	TEAM	GP-GS	MIN/AVG	FG-FGA	FG%	3FG-3FGA	3FG%	FT-FTA	FT%	OFF	DEF	TOT	AVG	PF-FO	A	TO	BLK	STL		PTS	AVG
2023-24	GaTech	23-23	624/27.1	116-200	.580	3-10	.300	41-67	.612	57	127	184	8.0	68-5	20	58	27	18		276	12.0
TOTAL		23-23	624/27.1	116-200	.580	3-10	.300	41-67	.612	57	127	184	8.0	68-5	20	58	27	18		276	12.0

Single Game Highs

Statistic	Value	
Points	22	at Hawaii 12/22/23
Rebounds	19	vs Penn St. 12/16/23
Assists	3	vs Mississippi St. 11/28/23, at Georgia 12/05/23
Steals	3	at Georgia 12/05/23
Blocks	4	vs Duke 12/02/23
FG Made	10	at Hawaii 12/22/23
FG Attempts	15	vs Notre Dame 01/09/24
3FG Made	1	vs Duke 12/02/23, vs Boston College 01/06/24, vs Notre Dame 01/09/24
3FG Attempts	2	vs Duke 12/02/23, vs Notre Dame 01/09/24
FT Made	6	vs Nevada 12/24/23
FT Attempts	8	at Florida St. 01/03/24



CAREER SUMMARIES

NICHOLS, Emmer

				Field Goals		3-Point		F-Throws		Rebounds									Scoring	
SEASON	TEAM	GP-GS	MIN/AVG	FG-FGA	FG%	3FG-3FGA	3FG%	FT-FTA	FT%	OFF	DEF	TOT	AVG	PF-FO	A	TO	BLK	STL	PTS	AVG
2023-24	GaTech	2-0	4/2.0	0-0	.000	0-0	.000	0-0	.000	1	3	4	2.0	0-0	0	0	0	0	0	0.0
TOTAL		2-0	4/2.0	0-0	.000	0-0	.000	0-0	.000	1	3	4	2.0	0-0	0	0	0	0	0	0.0

Single Game Highs

Statistic	Value	
Rebounds	3	vs Alabama A&M 12/09/23

REEVES JR., Kowacie

				Field Goals		3-Point		F-Throws		Rebounds										Scoring	
SEASON	TEAM	GP-GS	MIN/AVG	FG-FGA	FG%	3FG-3FGA	3FG%	FT-FTA	FT%	OFF	DEF	TOT	AVG	PF-FO	A	TO	BLK	STL	PTS	AVG	
2021-22	UF	29-10	451/15.6	50-132	.379	32-96	.333	27-36	.750	14	28	42	1.4	25-0	11	18	4	14	159	5.5	
2022-23	UF	31-7	599/19.3	93-247	.377	34-130	.262	44-62	.710	12	70	82	2.6	42-1	17	34	6	17	264	8.5	
2023-24	GaTech	26-26	773/29.7	92-225	.409	43-113	.381	36-44	.818	28	78	106	4.1	35-0	21	32	15	15	263	10.1	
TOTAL FOR GaTech		26-26	773/29.7	92-225	.409	43-113	.381	36-44	.818	28	78	106	4.1	35-0	21	32	15	15	263	10.1	
TOTAL		86-43	1823/21.2	235-604	.389	109-339	.322	107-142	.754	54	176	230	2.7	102-1	49	84	25	46	686	8.0	

Single Game Highs

Statistic	Value	
Points	21	vs Texas A&M 03/10/22
Rebounds	10	vs Alabama A&M 12/09/23
Assists	3	4 times
Steals	3	at Xavier 03/20/22, vs Ga. Southern 11/06/23
Blocks	3	at Cincinnati 11/22/23
FG Made	8	vs Florida A&M 11/30/22
FG Attempts	16	at Florida St. 01/03/24
3FG Made	5	at Clemson 01/16/24
3FG Attempts	8	4 times
FT Made	6	vs Texas A&M 03/10/22, vs Alabama A&M 12/09/23
FT Attempts	8	vs Texas A&M 03/10/22

GAME NOTES

CAREER SUMMARIES

SACKO, Ibrahima

				Field Goals		3-Point		F-Throws		Rebounds								Scoring		
SEASON	TEAM	GP-GS	MIN/AVG	FG-FGA	FG%	3FG-3FGA	3FG%	FT-FTA	FT%	OFF	DEF	TOT	AVG	PF-FO	A	TO	BLK	STL	PTS	AVG
2023-24	GaTech	19-3	215/11.3	18-36	.500	4-14	.286	3-10	.300	17	29	46	2.4	24-0	4	10	4	11	43	2.3
TOTAL		19-3	215/11.3	18-36	.500	4-14	.286	3-10	.300	17	29	46	2.4	24-0	4	10	4	11	43	2.3

Single Game Highs

Statistic	Value	
Points	13	at Notre Dame 02/14/24
Rebounds	8	vs UMass Lowell 11/14/23
Assists	1	4 times
Steals	3	vs UMass Lowell 11/14/23
Blocks	1	4 times
FG Made	6	at Notre Dame 02/14/24
FG Attempts	8	at Notre Dame 02/14/24
3FG Made	1	4 times
3FG Attempts	3	at Cincinnati 11/22/23
FT Made	2	vs Wake Forest 02/06/24
FT Attempts	2	4 times

SAN MIGUEL, Marcos

				Field Goals		3-Point		F-Throws		Rebounds										Scoring	
SEASON	TEAM	GP-GS	MIN/AVG	FG-FGA	FG%	3FG-3FGA	3FG%	FT-FTA	FT%	OFF	DEF	TOT	AVG	PF-FO	A	TO	BLK	STL	PTS	AVG	
2023-24	GaTech	1-0	2/1.9	0-2	.000	0-1	.000	0-0	.000	1	0	1	1.0	0-0	0	1	0	0	0	0.0	
TOTAL		1-0	2/1.9	0-2	.000	0-1	.000	0-0	.000	1	0	1	1.0	0-0	0	1	0	0	0	0.0	

Single Game Highs

Statistic	Value	
Rebounds	1	vs Alabama A&M 12/09/23
FG Attempts	2	vs Alabama A&M 12/09/23
3FG Attempts	1	vs Alabama A&M 12/09/23

CAREER SUMMARIES

STURDIVANT, Kyle

				Field Goals		3-Point		F-Throws		Rebounds									Scoring	
SEASON	TEAM	GP-GS	MIN/AVG	FG-FGA	FG%	3FG-3FGA	3FG%	FT-FTA	FT%	OFF	DEF	TOT	AVG	PF-FO	A	TO	BLK	STL	PTS	AVG
2019-20	USC	21-0	175/8.3	16-46	.348	3-14	.214	8-9	.889	4	20	24	1.1	10-0	25	22	1	5	43	2.0
2020-21	GaTech	26-0	308/11.8	32-74	.432	8-22	.364	18-23	.783	2	22	24	0.9	27-0	27	17	2	6	90	3.5
2021-22	GaTech	32-28	808/25.2	89-216	.412	26-78	.333	39-50	.780	7	74	81	2.5	55-2	73	38	2	30	243	7.6
2022-23	GaTech	33-21	788/23.9	103-262	.393	36-112	.321	41-59	.695	7	69	76	2.3	60-0	110	53	3	24	283	8.6
2023-24	GaTech	26-0	517/19.9	73-174	.420	28-73	.384	44-51	.863	7	48	55	2.1	42-0	74	36	2	17	218	8.4
TOTAL FOR GaTech		117-49	2420/20.7	297-726	.409	98-285	.344	142-183	.776	23	213	236	2.0	184-2	284	144	9	77	834	7.1
TOTAL		138-49	2595/18.8	313-772	.405	101-299	.338	150-192	.781	27	233	260	1.9	194-2	309	166	10	82	877	6.4

Single Game Highs

Statistic	Value	
Points	21	vs Massachusetts 12/21/23
Rebounds	10	vs Boston College 01/06/24
Assists	10	vs Louisville 02/25/23
Steals	4	at Clemson 03/02/22
Blocks	1	10 times
FG Made	7	4 times
FG Attempts	16	at Louisville 02/01/23
3FG Made	4	vs North Carolina 01/30/24, vs Syracuse 02/17/24
3FG Attempts	9	at Louisville 02/01/23
FT Made	8	vs Massachusetts 12/21/23
FT Attempts	8	vs Clayton St. 11/07/22, vs Massachusetts 12/21/23

TERRY, Lance

				Field Goals		3-Point		F-Throws		Rebounds									Scoring	
SEASON	TEAM	GP-GS	MIN/AVG	FG-FGA	FG%	3FG-3FGA	3FG%	FT-FTA	FT%	OFF	DEF	TOT	AVG	PF-FO	A	TO	BLK	STL	PTS	AVG
2019-20	GW	15-0	161/10.7	18-49	.367	13-38	.342	4-7	.571	0	22	22	1.5	21-0	5	13	3	7	53	3.5
2020-21	GW	9-6	201/22.4	31-64	.484	18-41	.439	23-25	.920	3	15	18	2.0	22-0	5	8	1	5	103	11.4
2021-22	GW	31-31	972/31.4	158-344	.459	57-163	.350	69-85	.812	26	80	106	3.4	69-1	37	44	12	32	442	14.3
2022-23	GaTech	29-21	857/29.6	106-252	.421	47-121	.388	35-43	.814	15	67	82	2.8	59-2	36	27	6	18	294	10.1
TOTAL FOR GaTech		29-21	857/29.6	106-252	.421	47-121	.388	35-43	.814	15	67	82	2.8	59-2	36	27	6	18	294	10.1
TOTAL		84-58	2191/26.1	313-709	.441	135-363	.372	131-160	.819	44	184	228	2.7	171-3	83	92	22	62	892	10.6

Single Game Highs

Statistic	Value	
Points	26	at Hampton 12/30/20
Rebounds	7	4 times
Assists	4	at USC Upstate 02/26/22
Steals	3	at East Carolina 12/04/21, at Florida St. 01/07/23
Blocks	2	at UNLV 11/10/21, at N.C. Central 12/15/21, at Longwood 01/15/22
FG Made	8	7 times
FG Attempts	19	at Florida St. 12/21/20
3FG Made	7	at Syracuse 02/28/23
3FG Attempts	11	vs Louisville 02/25/23
FT Made	9	at Hampton 12/30/20
FT Attempts	9	at Hampton 12/30/20, at Campbell 02/09/22

2023-24 BOX SCORES

Official Basketball Box Score - Final
Ga. Southern at Georgia Tech
11/06/23 McCarrie Pavilion, Atlanta
2023-24 Men's BasketballGame Time: 7:30 PM
Game Duration: 2:01
Attendance: 3,414

Officials: Ron Groover, Janna Reneau, Joe Switzer

Ga. Southern - 62

Record: 0-1

NO. Name	Min	FG M-A	3P M-A	FT M-A	Rebounds OR DR TOT	Fouls PF FD	TP	AS	TO	ST	Blocks BS BA	+/-
1 Cam Bryant	F 20:50	3-8	1-3	1-1	0 2 2	4 3 8	1	5	1	0	0	-11
10 Carlos Curry	F 14:49	3-5	2-2	1-2	1 3 4	4 1 9	0	3	0	2	0	-3
25 Avantae Parker	F 22:15	2-4	0-1	1-2	0 0 0	4 3 5	0	1	0	0	0	-18
0 Malik Tidwell	G 38:44	2-10	0-5	1-2	1 2 3	1 1 5	4	2	1	0	2	-20
5 Derrick Harris Jr.	G 04:38	0-2	0-1	0-0	0 1 1	1 0 0	0	1	0	0	0	1
11 Jamar Franklin	31:16	6-13	1-3	4-4	1 2 3	3 2 17	0	2	1	0	2	-16
12 Tyren Moore	19:31	4-9	2-5	0-0	1 3 4	4 1 10	1	3	1	0	0	-15
16 Collin Kuhl	19:18	2-3	0-0	0-0	2 2 5	0 3 6	0	0	0	0	0	-7
23 Nate Brafford	25:29	1-3	0-2	0-0	0 5 5	2 0 2	0	1	1	0	0	-19
13 Eren Banks	03:10	0-0	0-0	0-0	0 0 0	0 0 0	0	0	0	0	0	-2
Team					4 2 6	0	0	0	0	0	0	
Totals	23:57	6-22	10-13	11	22	33	23	14	62	6	18	5 2 4 -22

Shooting By Period	1st FG%	2nd FG%	3rd FG%	4th FG%	GMFG%
1st FG%	10-30 33.3%				
2nd FG%	4-12 33.3%				
3rd FG%	7-9 77.8%				
4th FG%	13-29 44.8%				
GMFG%	23-57 40.4%				
3PT%	6-22 27.3%				
FT%	10-13 76.9%				
Dead Ball Rebounds:	2, 1				

Georgia Tech - 84

Record: 1-0

NO. Name	Min	FG M-A	3P M-A	FT M-A	Rebounds OR DR TOT	Fouls PF FD	TP	AS	TO	ST	Blocks BS BA	+/-
5 Tafara Gapare	F 15:55	1-6	0-1	0-0	1 0 1	2 0 2	0	1	1	1	3	-3
12 Tyzhauha Claude	F 29:50	3-8	0-2	4-6	5 5 10	0 5 10	3	0	2	0	0	14
13 Miles Kelly	G 30:29	9-18	4-9	3-5	2 3 5	3 5 25	3	2	2	0	0	17
14 Kowacie Reeves	G 32:42	4-7	3-5	4-4	1 2 3	1 3 15	3	2	3	1	0	14
24 Amaree Abram	G 16:39	1-4	1-3	2-4	0 2 2	1 1 5	2	3	0	0	0	2
1 Kyle Sturdivant	27:43	3-5	2-3	0-0	0 4 4	2 0 8	6	1	1	0	0	25
10 Ebenezer Dowuona	08:22	1-2	0-0	0-1	3 1 4	3 1 2	0	0	0	0	0	1
3 Dallan "Deebo" Coleman	25:49	5-7	3-5	4-7	0 0 0	2 5 17	0	0	0	0	0	25
23 Ibrahim Sacko	12:31	0-3	0-1	0-0	2 2 2	0 2 0	0	0	2	1	0	15
Team					1 3 4	0	0	2	0	0	0	
Totals	27:60	13-29	17-27	15	22	37	16	20	84	17	13	10 4 2 22

Shooting By Period	1st FG%	2nd FG%	3rd FG%	4th FG%	GMFG%
1st FG%	10-30 33.3%				
2nd FG%	4-15 26.7%				
3rd FG%	8-15 53.3%				
4th FG%	17-30 56.7%				
GMFG%	27-60 45.0%				
3PT%	13-29 44.8%				
FT%	17-27 63.0%				
Dead Ball Rebounds:	5, 2				

Technical Fouls: Moore 1st 5:49 Bryant 2nd 14:40 Franklin 2nd 1:19

Points from	Turnovers	Paint	Second Chance	Fast Breaks	Bench
Biggest lead	6 (1 st 15:09)	22 (2 nd 0:45)			
Best Scoring Run	7 (1 st 15:09)	7 (1 st 3:21)			
Lead Changes	13				
Times Tied	6				
Time with Lead	11:31	24:29			
Points from	Turnovers	Paint	Second Chance	Fast Breaks	Bench
Biggest lead	6 (1 st 15:09)	22 (2 nd 0:45)			
Best Scoring Run	7 (1 st 15:09)	7 (1 st 3:21)			
Lead Changes	13				
Times Tied	6				
Time with Lead	11:31	24:29			

Technical Fouls: Kelly 1st 5:49 Coleman 2nd 1:19Official Basketball Box Score - Final
UMass Lowell at Georgia Tech
11/14/23 McCarrie Pavilion, Atlanta
2023-24 Men's BasketballGame Time: 7:30 PM
Game Duration: 2:10
Attendance: 3,778

Officials: Jamie Luckie, Raymie Syons, Kellen Minir

UMass Lowell - 74

Record: 3-0

NO. Name	Min	FG M-A	3P M-A	FT M-A	Rebounds OR DR TOT	Fouls PF FD	TP	AS	TO	ST	Blocks BS BA	+/-
10 Max Brooks	F 27:22	2-7	0-0	1-2	2 7 9	4 2 5	5	2	1	4	2	15
12 Abdoul Karim Coulibaly	F 23:10	7-12	0-0	2-2	4 5 9	4 3 16	0	0	1	0	0	15
1 Brayden O'Connor	G 36:25	6-9	1-3	5-6	0 5 5	1 4 18	0	1	2	2	0	9
2 Ayinde Hikim	G 36:40	9-24	1-5	5-5	0 3 3	2 6 24	3	1	1	0	0	10
4 Yuri Covington	G 15:26	0-2	0-2	0-0	0 0 0	0 1 0	0	0	0	0	0	5
5 Anthony Maxwell	13:15	0-3	0-1	0-0	0 1 1	2 2 0	0	0	1	0	0	-14
23 Cam Morris III	21:10	3-5	0-0	1-1	3 4 7	3 2 7	2	3	0	0	1	-12
11 Andres Fulgencio	18:14	0-2	0-2	2-2	0 3 3	2 1 2	2	0	1	0	0	-1
3 Quinton Mincey	08:18	1-3	0-2	0-1	2 1 3	1 1 2	0	1	0	0	0	-12
Team					2 0 2	0	0	1	0	0	0	
Totals	28:67	2-15	16-19	13	29	42	19	22	74	12	10	7 6 6 3

Shooting By Period	1st FG%	2nd FG%	3rd FG%	4th FG%	GMFG%
1st FG%	11-34 32.4%				
2nd FG%	0-8 0.0%				
3rd FG%	1-3 33.3%				
4th FG%	17-33 51.5%				
GMFG%	27-67 40.4%				
3PT%	2-7 28.6%				
FT%	15-16 93.8%				
Dead Ball Rebounds:	2, 1				

Technical Fouls: NONE

Georgia Tech - 71

Record: 2-4

NO. Name	Min	FG M-A	3P M-A	FT M-A	Rebounds OR DR TOT	Fouls PF FD	TP	AS	TO	ST	Blocks BS BA	+/-
5 Tafara Gapare	F 13:32	0-1	0-1	0-0	1 2 3	3 1 0	1	2	0	1	0	-17
12 Tyzhauha Claude	F 23:39	3-9	0-1	3-6	4 5 9	4 4 9	1	1	0	0	0	-17
13 Miles Kelly	G 34:04	5-19	0-6	1-3	4 4 8	3 3 11	1	2	1	2	2	-10
14 Kowacie Reeves	G 34:17	1-7	0-3	2-2	0 3 3	2 1 4	0	0	0	0	0	3
24 Amaree Abram	G 13:48	2-6	1-5	2-2	0 2 2	1 1 7	1	2	0	0	0	-28
1 Kyle Sturdivant	26:12	6-13	0-4	0-1	0 0 0	3 1 12	5	3	0	0	1	25
3 Dallan "Deebo" Coleman	31:32	7-12	5-9	5-7	2 3 5	2 6 24	1	0	1	1	0	14
23 Ibrahim Sacko	20:26	1-2	0-1	0-2	3 5 8	4 2 2	1	0	1	0	0	16
10 Ebenezer Dowuona	02:30	1-1	0-0	0-0	0 1 1	0 0 2	0	1	0	0	0	-1
Team					4 1 5	0	0	0	0	0	0	
Totals	26:70	6-30	13-23	18	26	44	22	19	71	11	11	5 6 6 1-3

Shooting By Period	1st FG%	2nd FG%	3rd FG%	4th FG%	GMFG%
1st FG%	9-30 30.0%				
2nd FG%	2-16 12.5%				
3rd FG%	6-8 75%				
4th FG%	17-40 42.5%				
GMFG%	26-70 37.1%				
3PT%	6-30 20.0%				
FT%	13-23 56.5%				
Dead Ball Rebounds:	6, 1				

Technical Fouls: NONE

Points from	Turnovers	Paint	Second Chance	Fast Breaks	Bench
Biggest lead	11 (2 nd 6:24)	8 (1 st 8:53)			
Best Scoring Run	10 (2 nd 9:28)	16 (1 st 8:53)			
Lead Changes	4				
Times Tied	3				
Time with Lead	18:02	19:05			
Points from	Turnovers	Paint	Second Chance	Fast Breaks	Bench
Biggest lead	11 (2 nd 6:24)	8 (1 st 8:53)			
Best Scoring Run	10 (2 nd 9:28)	16 (1 st 8:53)			
Lead Changes	4				
Times Tied	3				
Time with Lead	18:02	19:05			

Official Basketball Box Score - Final
Howard at Georgia Tech
11/09/23 McCarrie Pavilion, Atlanta
2023-24 Men's BasketballGame Time: 7:30 PM
Game Duration: 2:14
Attendance: 3,802

Officials: Tod Valentine, Tony Henderson, Michael Roberts

Howard - 85

Record: 1-1

NO. Name	Min	FG M-A	3P M-A	FT M-A	Rebounds OR DR TOT	Fouls PF FD	TP	AS	TO	ST	Blocks BS BA	+/-
2 Dom Campbell	F 18:23	2-6	0-0	0-0	3 1 4	5 1 4	0	1	0	0	1	-11
22 Shy Odum	F 37:10	9-17	0-2	4-6	1 6 7	2 4 22	4	3	1	1	3	-5
0 Marcus Dockery	G 34:44	3-13	1-8	0-0	1 4 5	1 2 7	4	2	0	0	1	1
3 Isiah Warfield	G 31:09	2-3	1-2	4-5	1 6 7	1 3 9	0	3	2	0	0	-2
34 Bryce Harris	G 30:35	7-11	0-3	3-6	5 3 8	5 4 17	2	2	0	0	0	1
4 Miles Stewart	05:38	0-0	0-0	1-2	0 1 1	1 1 1	0	0	0	1	0	5
30 Joshua Strong	28:16	5-8	3-5	5-7	0 2 2	1 3 18	1	1	0	0	0	-8
23 Jordan Hairston	14:05	2-2	1-1	2-2	0 2 2	3 1 7	0	1	1	0	0	-6
Team					0 1 1	0	0	1	0	0	0	
Totals	30:60	6-21	19-28	11	26	37	19	19	85	11	14	5 6 3 -3

Shooting By Period	1st FG%	2nd FG%	3rd FG%	4th FG%	GMFG%
1st FG%	18-31 58.1%				
2nd FG%	3-9 33.3%				
3rd FG%	8-16 50%				
4th FG%	12-29 41.4%				
GMFG%	30-60 50.0%				
3PT%	6-21 28.6%				
FT%	19-28 67.9%				
Dead Ball Rebounds:	7, 1				

Technical Fouls: NONE

Georgia Tech - 88


Record: 2-0

NO. Name	Min	FG M-A	3P M-A	FT M-A	Rebounds OR DR TOT	Fouls F FLD	TP	AS	TO	ST	Blocks BS BA	+/-
5 Tafara Gapare	F 09:37	0-2	0-0	0-0	0 2 2	3 0 0	0	0	1	1	0	-4
12 Tyzhauha Claude	F 27:32	8-15	1-2	2-4	3 3 6	5 2 19	3	1	1	0	3	9
13 Miles Kelly	G 35:15	9-24	1-5	8-13	4 2 6	1 8 27	2	0	1	0	2	7
14 Kowacie Reeves	G 35:04	6-10	1-4	2-3	3 4 7	0 3 15	2	1	1	1	0	6
24 Amaree Abram	G 20:23	2-8	0-2	2-3	2 2 4	1 2 6	3	1	1	1	0	1
1 Kyle Sturdivant	22:08	5-12	0-1	1-1	1 2 3	1 1 11	2	0	0	0	0	1
3 Dallan "Deebo" Coleman	28:16	3-5	1-2	0-1	1 3 4	3 1 7	0	0	1	0	1	4
10 Ebenezer Dowuona	05:54	1-1	0-0	0-0	1 0 1	1 0 2	0	0	1	0	0	-2
4 Carter Murphy	02:59	0-0	0-0	0-0	0 0 0	0 1 0	0	0	0	0	0	-2
23 Ibrahim Sacko	12:52	0-0	0-0	1-2	0 3 3	2 1 1	0	0	1	0	0	-5
Team					7 1 8	0	0	1	0	0	0	
Totals		34-77	4-18	16-27	22 21 43	19 19 88	12	7	6	3	6	3

2023-24 BOX SCORES

Official Basketball Box Score - Final														
Mississippi St. at Georgia Tech														
11/29/23 McCarroll Pavilion, Atlanta														
2023-24 Men's Basketball														
Game Time: 7:00 PM														
Game Duration: 1:56														
Attendance: 3,913														
Officials: Jamie Lucile, Lee Cassell, Tony Henderson														
Mississippi St. - 59														
Record: 6-1														
NO. Name	Min	FG	3P	FT	Rebounds	Fouls	TP	AS	TO	ST	Blocks	BS	BA	+/-
0 D.J. Jeffries	32:57	4-9	1-5	1-1	1 5 6	3 1	10	0	1	2	0	0	0	-4
4 Cameron Matthews	F 30:15	1-3	0-1	0-2	3 3 6	5 1	2	1	2	1	0	0	0	-2
15 Jimmy Bell Jr.	F 28:19	2-4	0-0	2-3	4 9 13	3 5	6	2	1	1	0	0	0	-16
10 Dashawn Davis	G 22:29	3-10	1-4	5-6	1 2 3	3 7	12	1	4	3	0	0	0	-6
11 Trey Fort	G 12:11	2-10	1-4	0-0	1 0 1	1 0	5	0	1	1	0	0	0	-5
13 Josh Hubbard	30:06	6-18	3-10	2-2	0 4 4	1 2	17	1	0	0	0	2	1	-
3 Shakeel Moore	15:57	1-5	0-1	2-2	1 2 3	0 2	4	0	2	0	0	0	2	-5
5 Shawn Jones, Jr.	23:06	1-6	1-5	0-0	2 1 3	3 1	3	0	0	0	0	1	0	3
34 Gai Chol	02:25	0-0	0-0	0-0	0 0 0	0 0	1	0	0	0	0	0	0	1
12 KeShawn Murphy	02:15	0-0	0-0	0-0	0 0 0	0 0	0	0	0	0	0	0	0	-7
Team					1 3 4	0	0	2						
Totals	20:65	7-30	12-16	14	29	43	19	20	59	5	13	8	2	5
Technical Fouls: NONE														
Georgia Tech - 67														
Record: 3-2														
NO. Name	Min	FG	3P	FT	Rebounds	Fouls	TP	AS	TO	ST	Blocks	BS	BA	+/-
11 Baye Ndongo	F 18:19	1-7	0-1	0-0	3 3 6	3 0	2	3	1	2	1	0	0	1
10 Ebenezer Dowuona	C 18:16	1-1	0-0	0-0	1 1 2	2 0	2	0	1	1	1	0	0	1
2 Nathaniel George	G 31:46	4-10	0-3	3-5	1 1 2	2 0	2	1	1	1	0	0	0	2
13 Miles Kelly	G 34:22	5-16	4-9	8-10	3 9 12	3 7	22	1	2	0	0	0	0	8
14 Kowacie Reeves	G 32:44	2-10	0-3	2-2	1 5 6	2 3	6	1	1	0	0	0	0	1
1 Kyle Sturdivant	12:08	4-7	1-2	3-4	1 2 3	3 2	12	0	3	2	0	0	0	3
3 Dallan "Deebo" Coleman	28:10	2-7	0-0	1-3	4 1 2	6 2	0	0	0	0	0	0	0	11
12 Tyzhau Claude	08:31	0-1	0-1	1-2	0 1 1	3 1	1	0	0	0	0	0	0	-4
23 Ibrahim Sacko	11:16	1-1	0-0	0-0	0 3 3	0 1	2	0	0	0	0	0	0	3
4 Carter Murphy	04:28	1-1	1-1	0-0	0 0 1	1 0	0	0	0	0	0	0	0	2
Team					1 2 3	0	0	1						
Totals	21:61	8-27	17-23	12	33	45	20	19	67	8	12	7	5	8
Technical Fouls: NONE														
Shooting By Period														
1st FG%	14-29	48.3%	3PT%	6-15	40.0%	FT%	5-7	71.4%	GM FG%	7-32	21.9%	FT%	12-16	75%
2nd FG%	7-32	21.9%	3PT%	2-12	16.7%	FT%	12-16	75%	GM FG%	21-61	34.4%	FT%	8-27	29.6%
3rd FG%	17-23	73.9%	3PT%	8-27	29.6%	FT%	17-23	73.9%	GM FG%	8-27	29.6%	FT%	17-23	73.9%
Dead Ball Rebounds:	4	0												
Period by Period Scoring														
1st	2nd	TOT	MissSt	GaTech	Points from Turnovers	MissSt	GaTech	Points from Turnovers	MissSt	GaTech	Points from Turnovers	MissSt	GaTech	Points from Turnovers
26	33	59	26	33	59	26	33	59	26	33	59	26	33	59
39	28	67	39	28	67	39	28	67	39	28	67	39	28	67
39	28	67	39	28	67	39	28	67	39	28	67	39	28	67

Official Basketball Box Score - Final														
Duke at Georgia Tech														
12/05/23 McCarroll Pavilion, Atlanta														
2023-24 Men's Basketball														
Game Time: 8:00 PM														
Game Duration: 2:03														
Attendance: 3,919														
Officials: Tony Henderson, Les Jones, Isaac Barnett														
Georgia Tech - 78														
Record: 4-8 (0-8)														
NO. Name	Min	FG	3P	FT	Rebounds	Fouls	TP	AS	TO	ST	Blocks	BS	BA	+/-
11 Baye Ndongo	F 26:33	9-11	1-2	2-3	0 5 5	2 3	21	2	1	1	4	0	0	14
10 Ebenezer Dowuona	C 20:44	1-1	0-0	0-0	1 2 3	3 1	2	0	1	0	1	0	0	14
2 Nathaniel George	G 28:13	1-6	0-4	0-1	0 1 1	2 2	9	3	0	0	0	0	0	0
13 Miles Kelly	G 36:09	5-13	2-8	4-4	1 6 7	1 3	16	2	2	0	1	2	0	8
14 Kowacie Reeves	G 33:15	5-7	4-5	0-0	1 3 4	1 0	14	0	2	0	0	0	0	8
23 Ibrahim Sacko	02:17	1-1	0-0	0-0	0 0 0	2 0	2	0	0	0	0	0	0	0
3 Dallan "Deebo" Coleman	20:57	2-4	0-1	1-1	0 3 3	1 1	5	1	0	0	1	1	0	-11
1 Kyle Sturdivant	13:44	1-4	0-2	4-4	0 0 0	0 3	6	4	2	0	0	0	0	-7
12 Tyzhau Claude	16:14	2-6	0-1	0-0	1 7 8	0 1	4	1	0	0	0	0	0	-13
4 Carter Murphy	01:54	0-0	0-0	0-0	0 0 0	0 0	0	0	0	0	0	0	0	-3
Team					2 0 2	0	0	1						
Totals	27:53	7-23	11-13	6	27	33	12	14	72	19	12	1	8	5
Technical Fouls: NONE														
Shooting By Period														
1st FG%	13-28	46.4%	3PT%	6-14	42.9%	FT%	3-4	75%	GM FG%	14-25	56.0%	FT%	1-1	11.1%
2nd FG%	14-25	56.0%	3PT%	1-9	11.1%	FT%	8-9	88.9%	GM FG%	27-53	50.9%	FT%	7-23	30.4%
3rd FG%	11-13	84.6%	3PT%	11-13	84.6%	FT%	11-13	84.6%	GM FG%	11-13	84.6%	FT%	11-13	84.6%
Dead Ball Rebounds:	2	0												
Period by Period Scoring														
1st	2nd	TOT	Duke	GaTech	Points from Turnovers	Duke	GaTech	Points from Turnovers	Duke	GaTech	Points from Turnovers	Duke	GaTech	Points from Turnovers
31	37	68	31	37	68	31	37	68	31	37	68	31	37	68
35	37	72	35	37	72	35	37	72	35	37	72	35	37	72
35	37	72	35	37	72	35	37	72	35	37	72	35	37	72



Official Basketball Box Score - Final

Georgia Tech at Georgia

12/05/23 Stegeman Coliseum, Athens

2023-24 Men's Basketball

Game Time: 7:31 PM

Game Duration: 1:56

Attendance: 9,017

Officials: Pat Adams, Steven Anderson, Jerry Heister

Georgia Tech - 62

Record: 4-3

NO. Name	Min	FG M-A	3P M-A	FT M-A	Rebounds OR DR TOT	Fouls PF FD	TP	AS	TO	ST	Blocks BS BA	+/-	
11 Baye Ndongo	F 24:20	4-12	0-0	0-0	5 6 11	3 2	8	3	4	3	3	0	-11
10 Ebenezer Dowuona	C 08:02	0-1	0-0	0-0	1 0 1	0 0	0	0	1	0	0	0	-6
2 Nathaniel George	G 26:36	2-9	1-5	0-0	1 0 1	3 3	5	1	0	0	0	0	-16
13 Miles Kelly	G 31:42	4-15	2-8	2-2	1 6 7	2 2	12	4	2	1	0	1	-15
14 Kowanza Reeves	G 27:51	4-10	2-5	0-0	1 2 3	0 12	0	0	0	0	1	1	-2
3 Dallan "Deebo" Coleman	G 27:53	3-12	2-6	0-0	2 2 4	2 0	8	2	0	1	0	1	-11
1 Kyle Sturdivant	G 13:24	1-4	1-1	0-0	0 0 0	2 3	0	3	0	1	0	0	2
12 Tyzhann Claude	G 10:54	1-4	0-0	3-6	2 2 4	2 3	5	1	1	0	0	0	2
23 Ibrahima Sacko	G 09:33	1-3	0-1	0-2	2 1 3	1 1	2	1	0	1	0	1	-6
4 Carter Murphy	G 02:05	0-0	0-0	0-0	0 0 0	0 0	0	0	0	0	0	0	-2
5 Tafara Capare	G 17:40	3-5	0-1	1-3	1 1 2	3 3	7	0	0	0	2	0	-5
Team					2 1 3		0		0				
Totals		24-75	8-27	6-13	17 26 43	18 14	62	15	8	7	5	4	-14

Technical Fouls: NONE

Georgia - 76

Record: 6-3

NO. Name	Min	FG M-A	3P M-A	FT M-A	Rebounds OR DR TOT	Fouls PF FD	TP	AS	TO	ST	Blocks BS BA	+/-	
12 Matthew-Alexander Moncrieffe	F 06:33	0-1	0-0	0-0	0 1 1	2 0	0	1	1	0	1	0	1
54 Russell Tchewa	C 30:14	2-5	0-1	3-4	2 7 9	4 2	7	3	2	1	0	0	7
1 Jabri Abdur-Rahim	G 27:43	5-9	1-3	1-1	1 7 8	1 112	0	1	0	0	0	8	
3 Noah Thomason	G 27:17	6-10	2-5	2-3	1 4 5	0 116	2	0	3	0	0	-1	
4 Silas Dumas Jr.	G 26:38	3-9	0-2	2-5	2 5 7	4 6 8	1	0	0	0	2	19	
15 RJ Melendez	26:19	2-10	0-7	2-2	3 4 7	0 4 6	1	2	0	1	1	4	
11 Justin Hill	25:09	4-13	3-8	3-4	0 2 2	0 2	14	4	1	0	0	19	
0 Blue Cain	20:21	4-7	4-7	0-0	0 4 4	0 1	12	2	1	0	0	16	
5 Frank Anselm-Ibe	09:46	0-1	0-0	1-2	0 2 2	3 1	1	0	1	0	2	1	
Team					4 1 5		0		0				
Totals		26-65	10-33	14-21	13 37 50	14 18	76	14	9	4	4	5	14

Technical Fouls: NONE

	GaTech	UGA
Biggest lead	0 (1 st 20:00)	23 (2 nd 10:21)
Best Scoring Run	9(2 nd 7:31)	9(1 st 6:27)
Lead Changes	0	
Times Tied	1	
Time with Lead	00:00	39:29

Points from	GaTech	UGA
Turnovers	10	13
Paint	32	26
Second Chance	23	16
Fast Breaks	5	2
Bench	25	33

Period by Period Scoring			
	1st	2nd	TOT
GaTech	20	42	62
UGA	36	40	76

Shooting By Period

1 st FG%	9-34	26.5%
3PT%	2-12	16.7%
FT%	0-0	0%
2 nd FG%	15-41	36.6%
3PT%	6-15	40.0%
FT%	6-13	46.2%
GM FG%	24-75	32.0%
3PT%	8-27	29.6%
FT%	6-13	46.2%


Dead Ball Rebounds: 4, 2

Shooting By Period

1 st FG%	14-35	40.0%
3PT%	4-17	23.5%
FT%	4-6	66.7%
2 nd FG%	12-30	40.0%
3PT%	6-16	37.5%
FT%	10-15	66.7%
GM FG%	26-65	40.0%
3PT%	10-33	30.3%
FT%	14-21	66.7%

Dead Ball Rebounds: 5, 0

2023-24 BOX SCORES



Georgia Tech - 82

Record: 6-3

11 Baye Ndongo

F 34:58

5-7

0-0

2-3

4 15 19

3 5 12

1

0

0

1

0

0

1

-8

10 Ebenezer Dowuona

C 10:22

1-4

0-0

0-0

2 1 3

1 0 2

1

1

1

0

0

0

1

-8

2 Nathan George

G 33:15

4-6

0-0

0-0

0 1 1

1 0 8

3

0

0

0

0

0

-10

13 Miles Kelly

G 37:02

3-13

0-7

4-6

3 2 5

3 4 10

6

2

2

0

0

0

0

14 Kowacie Reeves

G 31:52

5-12

1-5

4-6

1 4 5

1 4 15

0

5

0

1

1

-5

1 Kyle Sturdivant

14:09

4-6

0-0

0-0

0 2 2

1 0 8

3

5

0

0

0

6

5 Tafara Gapare

28:36

7-16

3-6

3-4

2 4 6

2 3 20

0

0

1

0

1

11

12 Tyzhau Claude

06:49

1-2

0-0

0-0

2 0 2

1 0 2

1

0

1

1

1

2

24 Amaree Abram

03:58

0-1

0-1

0-0

0 0 0

0 0 0

2

0

0

0

0

1

Team

3 3 6

0 0 0

0

0

0

0

0

0

Totals

32-71

5-22

13-19

20 34 54

16 18 82

25

17

3

5

3

1

Dead Ball Rebounds: 7.0

Technical Fouls:NONE

Penn St. - 81

Record: 5-6

22 Qudus Wahab

F 34:22

1-6

0-0

4-6

3 7 10

2 5 6

1

0

1

2

1

2

3

24 Zach Hicks

F 14:03

0-1

0-1

0-0

0 0 0

0 0 1

0

1

0

0

0

0

3

0 Kanye Clary

G 38:06

10-19

2-3

1-1

1 6 7

1 2 23

3

2

1

0

0

4

1 Ace Baldwin Jr.

G 43:27

7-16

4-8

0-2

1 0 1

2 4 18

7

2

4

0

2

2

4 Puff Johnson

G 33:24

6-16

3-12

0-0

1 3 4

1 4 15

0

0

2

0

1

13

2 D'Marco Dunn

29:32

5-12

3-7

4-6

2 1 3

0 3 17

3

1

2

0

1

-1

3 Nick Kern

11:26

0-0

0-0

2-2

0 0 0

3 1 2

0

1

3

0

0

-13

11 Leo O'Boyle

13:04

0-1

0-1

0-0

1 0 1

4 0 0

0

0

0

0

1

-4

14 Demetrius Lilley

05:59

0-2

0-0

0-0

1 0 1

1 0 0

0

0

0

0

0

-7

21 RayQuawndis Mitchell

01:37

0-1

0-1

0-0

0 0 0

0 0 0

0

0

0

0

0

-5

Team

4 1 5

0 0 0

0

0

0

0

0

Totals

29-74

12-33

11-17

14 18 32

18 16 81

15

6

13

3

5

-1

Dead Ball Rebounds: 3.0

Technical Fouls:NONE

Biggest lead

10 (2nd 8:38)

5 (1st 17:52)

Best Scoring Run

9 (2nd 13:51)

8 (2nd 1:19)

Lead Changes

11

Times Tied

10

Time with Lead

22:02

14:39

Points from Turnovers

9

27

Paint

42

28

Second Chance

24

20

Fast Breaks

4

10

Bench

35

19

Period by Period Scoring

1st

2nd

OT1

TOT

GT

39

33

10

82

PSU

37

35

9

81

2023-24 BOX SCORES

NCAA

Official Basketball Box Score - Final

Georgia Tech at Florida State

01/03/24 Donald L. Tucker Center, Tallahassee

2023-24 Men's Basketball

Game Time: 7:00 PM

Game Duration: 2:14

Attendance: 4,248

Georgia Tech - 71

Record: 3-5 (1-1)

NO. Name	Min	FG	3P	FT	Rebounds	Fouls	TP	AS	TO	ST	Blocks	BS	BA	+/-
11 Baye Ndongo	F 33:52	3-5	0-1	4-8	3 6 9	4 8	10	0	3	1	1	0	0	-13
23 Ibrahim Sacko	F 07:44	0-1	0-1	0-0	0 0 0	2 0	0	0	1	0	0	0	0	-1
2 Nathanael George	G 25:42	2-8	0-4	3-5	1 3 4	1 4	7	3	1	1	0	0	0	-6
13 Miles Kelly	G 31:14	7-15	3-6	3-5	1 5 6	3 4	20	0	2	0	0	0	0	-7
14 Kowacie Reeves	G 33:48	7-16	3-7	1-2	2 4 6	2 2	18	2	1	1	1	1	1	-10
5 Tafara Gapare	15:09	1-3	0-2	0-2	0 0 0	0 0	0	2	1	1	0	0	0	-10
1 Kyle Sturdivant	26:49	1-5	0-2	3-4	0 1 1	2 3	5	5	0	0	0	0	0	-7
3 Dallan "Deebo" Coleman	18:04	3-5	1-3	0-0	0 2 2	1 0	7	0	0	1	0	0	0	-2
12 Tyzhaun Claude	07:38	1-1	0-0	0-0	0 0 0	0 3	0	2	0	1	0	0	0	1
Team					2 1 3	0	0	0	0	0	0	0	0	
Totals		25-59	7-26	14-26	9 22 31	18 21	71	11	10	4	2	1	1	-11

Technical Fouls: NONE

Florida State - 82

Record: 7-6 (1-1)

NO. Name	Min	FG	3P	FT	Rebounds	Fouls	TP	AS	TO	ST	Blocks	BS	BA	+/-
2 Jamir Watkins	F 20:19	3-6	2-3	3-3	1 4 5	4 3	11	2	4	0	0	1	2	
5 De'Ante Green	F 08:58	1-3	0-1	0-0	0 1 1	2 1	2	0	1	0	0	0	0	0
11 Baba Miller	F 25:19	4-8	0-2	0-1	1 2 3	3 2	8	0	1	1	0	0	0	-3
1 Jalen Warley	G 19:24	3-9	1-1	2-2	1 2 3	2 1	9	3	0	1	1	1	1	3
22 Darian Green Jr.	G 36:03	4-7	2-3	0-0	0 4 4	3 0	10	1	1	2	0	0	0	9
33 Jaylan Gainey	12:22	1-1	0-0	2-2	1 4 5	3 0	4	0	0	1	0	0	0	5
33 Taylor Bol Bowen	14:12	2-3	0-1	0-0	2 1 3	3 0	4	1	1	1	0	0	0	8
23 Primo Spears	21:32	4-10	0-2	0-3	0 2 2	2 4	10	3	2	0	0	0	0	11
0 Chandler Jackson	16:29	5-7	1-2	3-4	0 2 2	0 2	14	2	1	1	0	0	0	11
3 Cameron Corthen	17:08	3-4	0-0	0-0	2 2 4	2 1	6	0	1	0	0	0	0	7
20 Josh Nickelberry	03:57	0-0	0-0	1-2	0 0 0	0 1	1	0	0	0	0	0	0	2
12 Tom House	04:17	1-2	1-2	0-0	1 0 1	0 0	3	0	1	0	0	0	0	0
Team					0 5 0	0	0	0	0	0	0	0	0	
Totals		31-60	7-17	13-17	9 29 38	21 18	82	12	13	7	1	2	11	

Technical Fouls: NONE

Biggest lead

3 (1st 18:31)

17 (2nd 17:23)

Best Scoring Run

8 (2nd 10:15)

10 (1st 13:29)

Lead Changes

1

Times Tied

1

Time with Lead

01:31

36:04

Points from

Turnovers

11

10

Paint

30

30

Second Chance

8

8

Fast Breaks

11

2

Bench

16

42

Period by Period Scoring

1st

2nd

TOT

GT

19

52

71


FSU

32

50

82

2023-24 BOX SCORES



Official Basketball Box Score - Final

Georgia Tech at Clemson

01/16/24 Littlejohn Coliseum, Clemson

2023-24 Clemson Men's Basketball

Game Time: 9:00 PM

Game Duration: 2:51

Attendance: 7,217

Officials: Roger Ayers, Lee Cassell, Lamar Simpson

Georgia Tech - 93

Record: 9-8 (2-4)

NO. Name	Min	FG M-A	3P M-A	FT M-A	Rebounds OR DR TOT	Fouls PF	TP	AS	TO	ST	Blocks BS BA	+/-
11 Baye Ndongo	F 40:50	4-8	0-0	3-5	2 8 10	5 4	11	1	5	1	1	0
10 Ebenezer Dowuona	C 06:07	0-0	0-0	0-0	0 1 1	1 0	0	0	0	0	0	-4
2 Nathanael George	G 36:46	8-13	4-7	0-0	0 0 0	1 2	20	6	1	1	1	1
13 Miles Kelly	G 41:41	6-16	1-6	1-2	1 5 6	4 2	14	1	2	0	0	3
14 Kowacac Reeves	G 42:46	5-7	5-7	0-0	0 0 0	3 0	15	0	1	0	0	0
12 Kyle Sturdivant	22:33	5-10	3-8	5-5	0 1 1	1 2	18	2	1	1	0	0
12 Tyzhauha Claude	38:18	1-1	0-0	7-8	4 4 8	3 5	9	2	1	2	1	0
3 Dallan "Deebo" Coleman	12:03	2-3	2-3	0-0	0 0 0	2 0	6	0	0	0	0	0
5 Tafari Gapare	08:55	0-4	0-0	0-0	1 3 4	2 0	0	1	0	0	1	-10
Team					1 2 3	0	0	0	1	0	0	0
Totals		31-62	15-35	16-20	9 24 33	22 15	93	13	12	5	4	4

Shooting By Period

1st FG%	11-31	35.5%
3PT%	7-20	35.0%
FT%	1-2	50%
2nd FG%	14-24	58.3%
3PT%	7-14	50.0%
FT%	6-7	85.7%
OT FG%	6-7	85.7%
3PT%	1-1	100.0%
FT%	9-11	81.8%
GM FG%	31-62	50.0%
3PT%	15-35	42.9%
FT%	16-20	80.0%

Technical Fouls: NONE

Dead Ball Rebounds: 2, 0

Clemson - 90

Record: 12-5 (2-4)

NO. Name	Min	FG M-A	3P M-A	FT M-A	Rebounds OR DR TOT	Fouls PF	TP	AS	TO	ST	Blocks BS BA	+/-
4 Ian Schiefelin	F 38:16	7-10	0-0	6-8	8 7 15	1 6	20	4	2	0	0	1
24 PJ Hall	F 40:56	11-23	1-5	8-10	9 8 17	2 6	31	1	1	3	3	1
1 Chase Hunter	G 42:23	5-14	0-5	8-9	2 0 2	2 5	18	1	1	2	1	0
2 Dillon Hunter	G 35:42	1-3	0-2	0-2	1 0 1	5 1	2	3	0	0	0	-6
11 Joseph Girard III	G 42:43	2-9	2-5	5-5	0 2 2	1 2	11	2	1	0	0	2
0 Josh Beadle	04:54	0-1	0-1	0-0	0 0 0	1 0	0	1	0	0	0	3
10 RJ Godfrey	19:25	3-6	0-0	2-4	0 1 1	2 2	8	0	2	0	0	-8
21 Chauncey Wiggins	14:38	0-1	0-0	0-0	1 3 4	0 0	0	0	1	0	0	0
5 Jack Clark	09:41	0-3	0-2	0-0	1 1 2	1 0	0	0	0	0	0	-3
33 Bas Layte	01:23	0-0	0-0	0-0	0 0 0	0 0	0	0	0	0	0	0
Team					0 1 1	0	0	2	0	0	0	0
Totals		29-70	3-21	29-38	22 23 45	15 22	90	13	10	5	4	4

Shooting By Period

1st FG%	12-29	41.4%
3PT%	2-9	22.2%
FT%	6-7	85.7%
2nd FG%	12-23	52.2%
3PT%	1-5	20.0%
FT%	14-19	73.7%
OT FG%	5-8	27.8%
3PT%	0-7	0.0%
FT%	9-12	75%
GM FG%	29-70	41.4%
3PT%	3-21	14.3%
FT%	29-38	76.3%

Technical Fouls: NONE

Dead Ball Rebounds: 4, 1

Georgia Tech - 66

Record: 9-9 (2-5)

NO. Name	Min	FG M-A	3P M-A	FT M-A	Rebounds OR DR TOT	Fouls PF	TP	AS	TO	ST	Blocks BS BA	+/-
11 Baye Ndongo	F 28:19	6-7	0-0	3-4	1 4 5	3 2	15	0	3	1	2	1
10 Ebenezer Dowuona	C 07:12	0-0	0-0	0-0	0 0 0	0 0	0	0	0	0	0	2
2 Nathanael George	G 33:09	4-8	1-4	6-6	0 1 1	3 4	15	9	3	0	0	-6
13 Miles Kelly	G 30:09	3-11	2-7	0-0	5 5 3	0 0	8	1	2	1	0	-17
14 Kowacac Reeves	G 30:24	2-7	2-6	0-0	1 2 3	1 0	6	0	3	1	0	-15
12 Kyle Sturdivant	23:37	3-9	2-6	0-0	1 3 4	2 1	8	0	0	1	0	0
12 Tyzhauha Claude	22:37	2-2	0-0	2-3	3 1 4	1 2	6	1	1	0	0	-7
3 Dallan "Deebo" Coleman	12:58	2-5	1-2	0-2	1 1 2	0 3	6	0	1	0	0	-4
5 Tafari Gapare	09:28	1-2	1-2	0-0	0 1 1	0 2	3	1	0	0	0	-3
23 Ibrahim Sacko	02:07	0-0	0-0	0-0	0 1 1	0 0	0	0	0	0	0	-1
Team					1 2 3	0	0	0	0	0	0	0
Totals		23-51	9-27	11-15	8 21 29	13 14	66	12	13	4	2	3

Shooting By Period

1st FG%	11-25	44.0%
3PT%	5-12	41.7%
FT%	2-4	50%
2nd FG%	12-26	46.2%
3PT%	4-15	26.7%
FT%	9-11	81.8%
GM FG%	23-51	45.1%
3PT%	9-27	33.3%
FT%	11-15	73.3%

Technical Fouls: NONE

Dead Ball Rebounds: 3, 1

Georgia Tech - 66

Record: 9-9 (2-5)

NO. Name	Min	FG M-A	3P M-A	FT M-A	Rebounds OR DR TOT	Fouls PF	TP	AS	TO	ST	Blocks BS BA	+/-
11 Baye Ndongo	F 28:19	6-7	0-0	3-4	1 4 5	3 2	15	0	3	1	2	1
10 Ebenezer Dowuona	C 07:12	0-0	0-0	0-0	0 0 0	0 0	0	0	0	0	0	2
2 Nathanael George	G 33:09	4-8	1-4	6-6	0 1 1	3 4	15	9	3	0	0	-6
13 Miles Kelly	G 30:09	3-11	2-7	0-0	5 5 3	0 0	8	1	2	1	0	-17
14 Kowacac Reeves	G 30:24	2-7	2-6	0-0	1 2 3	1 0	6	0	3	1	0	-15
12 Kyle Sturdivant	23:37	3-9	2-6	0-0	1 3 4	2 1	8	0	0	1	0	0
12 Tyzhauha Claude	22:37	2-2	0-0	2-3	3 1 4	1 2	6	1	1	0	0	-7
3 Dallan "Deebo" Coleman	12:58	2-5	1-2	0-2	1 1 2	0 3	6	0	1	0	0	-4
5 Tafari Gapare	09:28	1-2	1-2	0-0	0 1 1	0 2	3	1	0	0	0	-3
23 Ibrahim Sacko	02:07	0-0	0-0	0-0	0 1 1	0 0	0	0	0	0	0	-1
Team					1 2 3	0	0	0	0	0	0	0
Totals		23-51	9-27	11-15	8 21 29	13 14	66	12	13	4	2	3

Shooting By Period

1st FG%	11-25	44.0%
3PT%	5-12	41.7%
FT%	2-4	50%
2nd FG%	12-26	46.2%
3PT%	4-15	26.7%
FT%	9-11	81.8%
GM FG%	23-51	45.1%
3PT%	9-27	33.3%
FT%	11-15	73.3%

Technical Fouls: NONE

Dead Ball Rebounds: 3, 1

Georgia Tech - 66

Record: 9-9 (2-5)

NO. Name	Min	FG M-A	3P M-A	FT M-A	Rebounds OR DR TOT	Fouls PF	TP	AS	TO	ST	Blocks BS BA	+/-
11 Baye Ndongo	F 28:19	6-7	0-0	3-4	1 4 5	3 2	15	0	3	1	2	1
10 Ebenezer Dowuona	C 07:12	0-0	0-0	0-0	0 0 0	0 0	0	0	0	0	0	2
2 Nathanael George	G 33:09	4-8	1-4	6-6	0 1 1	3 4	15	9	3	0	0	-6
13 Miles Kelly	G 30:09	3-11	2-7	0-0	5 5 3	0 0	8	1	2	1	0	-17
14 Kowacac Reeves	G 30:24	2-7	2-6	0-0	1 2 3	1 0	6	0	3	1	0	-15
12 Kyle Sturdivant	23:37	3-9	2-6	0-0	1 3 4	2 1	8	0	0	1	0	0
12 Tyzhauha Claude	22:37	2-2	0-0	2-3	3 1 4	1 2	6	1	1	0	0	-7
3 Dallan "Deebo" Coleman	12:58	2-5	1-2	0-2	1 1 2	0 3	6	0	1	0	0	-4
5 Tafari Gapare	09:28	1-2	1-2	0-0	0 1 1	0 2	3	1	0	0	0	-3
23 Ibrahim Sacko	02:07	0-0	0-0	0-0	0 1 1	0 0	0	0	0	0	0	-1
Team					1 2 3	0	0	0	0	0	0	0
Totals		23-51	9-27	11-15	8 21 29	13 14	66	12	13	4	2	3

Shooting By Period

1st FG%	11-25	44.0%
3PT%	5-12	41.7%
FT%	2-4	50%
2nd FG%	12-26	46.2%
3PT%	4-15	26.7%
FT%	9-11	81.8%
GM FG%	23-51	45.1%
3PT%	9-27	33.3%
FT%	11-15	73.3%

Technical Fouls: NONE

Dead Ball Rebounds: 3, 1

Georgia Tech - 66

Record: 9-9 (2-5)

NO. Name	Min	FG M-A	3P M-A	FT M-A	Rebounds OR DR TOT	Fouls PF	TP	AS	TO	ST	Blocks BS BA	+/-
11 Baye Ndongo	F 28:19	6-7	0-0	3-4	1 4 5	3 2	15	0	3	1	2	1
10 Ebenezer Dowuona	C 07:12	0-0	0-0	0-0	0 0 0	0 0	0	0	0	0	0	2
2 Nathanael George	G 33:09	4-8	1-4	6-6	0 1 1	3 4	15	9	3	0	0	-6
13 Miles Kelly	G 30:09	3-11	2-7	0-0	5 5 3	0 0	8	1	2	1	0	-17
14 Kowacac Reeves	G 30:24	2-7	2-6	0-0	1 2 3	1 0	6	0	3	1	0	-15
12 Kyle Sturdivant	23:37	3-9	2-6	0-0	1 3 4	2 1	8	0	0	1	0	0
12 Tyzhauha Claude	22:37	2-2	0-0	2-3	3 1 4	1 2	6	1	1	0	0	-7
3 Dallan "Deebo" Coleman	12:58	2-5	1-2	0-2	1 1 2	0 3	6	0	1	0	0	-4
5 Tafari Gapare	09:28	1-2	1-2	0-0	0 1 1	0 2	3	1	0	0	0	-3
23 Ibrahim Sacko	02:07	0-0	0-0	0-0	0 1 1	0 0	0	0	0	0	0	-1
Team					1 2 3	0	0	0	0	0	0	0
Totals		23-51	9-27	11-15	8 21 29	13 14	66	12	13	4	2	3

Shooting By Period

1st FG%	11-25	44.0%
3PT%	5-12	41.7%
FT%	2-4	50%
2nd FG%	12-26	46.2%
3PT%	4-15	26.7%
FT%	9-11	81.8%
GM FG%	23-51	45.1%
3PT%	9-27	33.3%
FT%	11-15	73.3%

Technical Fouls: NONE

Dead Ball Rebounds: 3, 1


Georgia Tech - 66

Record: 9-9 (2-5)

NO. Name	Min	FG M-A	3P M-A	FT M-A	Rebounds OR DR TOT	Fouls PF	TP	AS	TO	ST	Blocks BS BA	+/-
11 Baye Ndongo	F 28:19	6-7	0-0	3-4	1 4 5	3 2	15	0	3	1	2	1
10 Ebenezer Dowuona	C 07:12	0-0	0-0	0-0	0 0 0	0 0	0	0	0	0	0	2
2 Nathanael George	G 33:09	4-8	1-4	6-6	0 1 1							

2023-24 BOX SCORES

Official Basketball Box Score - Final															Game Time: 7:00 PM		
North Carolina at Georgia Tech															Game Duration: 2:19		
01/30/24 McCorr Pavilion, Atlanta															Attendance: 8,600		
2023-24 Men's Basketball															Officials: Ted Valentine, John Gaffney, Brent Hampton		
North Carolina - 73															Record: 17-4 (9-1)		
NO. Name	Min	FG	3P	FT	Rebounds	Fouls	TP	AS	TO	ST	Blocks	BS	BA	+/-	Shooting By Period		
		M-A	M-A	M-A	OR DR TOT	PF FD									1st FG%	2nd FG%	3rd FG%
5 Armando Bacot	F 29:25	4-8	0-0	1-2	1 8 9	3 1 9	2	1	1	0	2	1	0	2	1st FG% 14-35 40.0%		
55 Harrison Ingram	F 36:25	3-14	2-7	0-1	5 8 13	1 2 8	3	2	1	0	2	1	0	-6	3PT% 6-14 42.9%		
2 Elliot Cadeau	G 21:16	2-7	0-1	1-1	0 2 2	5 3 5	5	1	1	0	2	12			FT% 3-9 33.3%		
3 Cormac Ryan	G 34:10	3-14	3-10	0-0	1 1 2	1 0 9	1	2	1	0	0	-8			2nd FG% 14-42 33.3%		
4 RJ Davis	G 35:30	11-24	3-8	3-4	2 3 5	2 4 28	4	2	1	0	1	3			3PT% 2-14 14.3%		
7 Seth Trimble	22:12	2-7	0-2	2-5	0 1 1	2 3 6	2	2	3	0	1	-3			FT% 6-8 75%		
24 Jae'Lyn Withers	07:22	0-0	0-0	0-0	1 1 2	0 0 0	0	0	0	0	0	2			GM FG% 28-77 36.4%		
13 Jalen Washington	10:11	3-3	0-0	2-4	4 1 5	1 4 8	0	0	0	0	0	-8			3PT% 8-28 28.6%		
8 Paxson Wojcik	02:59	0-0	0-0	0-0	0 0 0	1 0 0	0	0	1	0	0	-4			FT% 9-17 52.9%		
1 Zayden High	00:30	0-0	0-0	0-0	0 0 0	0 0 0	0	0	0	0	0	-2			Dead Ball Rebounds: 3, 1		
Team					8 1 9	0 0	0	0	0	0	0						
Totals	28:77	8-28	9-17	22	26 48	16 17	73	17	11	8	0	8	-1				
Technical Fouls: NONE															Shooting By Period		
NO. Name	Min	FG	3P	FT	Rebounds	Fouls	TP	AS	TO	ST	Blocks	BS	BA	+/-	1st FG%	2nd FG%	3rd FG%
11 Baye Ndongo	F 04:32	1-2	0-0	0-0	0 0 0	0 0 0	2	1	0	0	0	1		1	1st FG% 14-33 42.4%		
10 Ebenezer Dowuona	C 17:03	0-2	0-0	0-0	0 2 2	4 0 0	0	0	1	0	1	-15			3PT% 5-13 38.5%		
2 Naithan George	G 30:07	4-10	0-3	8-10	1 3 4	4 0 16	4	2	1	0	0	-5			FT% 4-4 100%		
13 Miles Kelly	G 29:13	5-13	3-6	2-2	1 1 4	3 2 15	0	4	1	0	0	0			2nd FG% 11-28 39.3%		
14 Kowacie Reeves Jr.	G 18:45	1-5	0-2	0-0	2 2 4	1 0 2	0	0	0	0	0	-12			3PT% 4-7 57.1%		
12 Tyzhau Claude	28:11	4-8	0-0	1-1	2 6 8	3 2 9	0	1	0	1	3	0			FT% 11-13 84.6%		
1 Kyle Sturdivant	22:14	6-10	4-4	2-2	0 2 2	0 2 18	4	3	0	1	0	5			GM FG% 25-61 41.0%		
5 Tafari Gapare	24:54	2-5	0-1	2-2	0 8 8	1 2 6	1	1	1	1	3	2			FT% 9-20 45.0%		
23 Ibrahim Sacko	05:57	1-1	1-1	0-0	0 0 0	0 0 3	0	1	1	0	0	9			FT% 15-17 88.2%		
24 Amaree Abram	03:32	0-1	0-1	0-0	0 0 0	0 1 0	0	1	0	0	0	1			Dead Ball Rebounds: 1, 1		
3 Dallan "Deebo" Coleman	11:24	1-3	1-1	0-0	1 3 4	0 1 3	0	0	0	0	0	11					
4 Carter Murphy	04:09	0-1	0-1	0-0	0 1 1	1 0 0	0	0	0	0	0	7					
Team					3 0 3	0 0	0	0	0	0	0						
Totals	25:61	9-20	15-17	10	31 41	17 16	74	10	14	4	8	0	1				
Technical Fouls: NONE															Shooting By Period		
NO. Name	Min	FG	3P	FT	Rebounds	Fouls	TP	AS	TO	ST	Blocks	BS	BA	+/-	1st FG%	2nd FG%	3rd FG%
30 D.J. Burns Jr.	F 19:49	3-7	0-0	2-3	5 5 10	2 3 8	3	0	0	0	0	12			1st FG% 10-33 30.3%		
0 DJ Home	G 36:26	6-16	4-8	10-11	2 3 5	1 6 26	0	0	0	0	0	13			3PT% 5-19 27.8%		
1 Jayden Taylor	G 36:07	8-19	3-9	2-3	1 6 7	1 3 21	2	1	3	0	2	2			FT% 10-12 83.3%		
12 Michael O'Connell	G 33:10	2-5	1-3	2-2	1 6 7	1 4 7	6	1	3	0	0	2			2nd FG% 16-36 44.4%		
14 Casey Morsell	G 36:08	6-13	1-7	2-2	0 1 1	2 15	3	0	0	0	0	5			3PT% 4-13 30.8%		
34 Ben Middlebrooks	14:55	0-3	0-0	3-5	3 3 6	5 5 3	0	0	0	0	1	-10			FT% 11-15 73.3%		
23 Mohamed Diarra	13:21	1-4	0-2	0-1	0 5 5	1 1 2	0	0	0	1	0	9			GM FG% 26-69 37.7%		
11 Dennis Parker, Jr.	06:39	0-1	0-1	0-0	0 0 0	0 0 0	0	0	1	1	0	2			3PT% 9-31 29.0%		
2 Kam Woods	03:11	0-1	0-1	0-0	0 0 0	1 0 0	0	0	0	0	0	-3			FT% 21-27 77.8%		
4 LJ Thomas	00:14	0-0	0-0	0-0	0 0 0	1 0 0	0	0	0	0	0	-2			Dead Ball Rebounds: 0, 0		
Team					1 0 1	0 0	0	0	0	0	0						
Totals	26:69	9-31	21-27	13	29 42	18 23	82	14	4	9	2	4	6				
Technical Fouls: NONE															Shooting By Period		
NO. Name	Min	FG	3P	FT	Rebounds	Fouls	TP	AS	TO	ST	Blocks	BS	BA	+/-	1st FG%	2nd FG%	3rd FG%
Biggest lead	6 (2nd 17:47)	14 (2nd 8:54)	Points from Turnovers	GT 18	ST 18	Period by Period Scoring	1st	2nd	TOT	GT 36	40	76	ST 35	47	82		
Best Scoring Run	11 (1st 3:02)	12 (2nd 14:23)	Paint	22	32	Lead Changes	2	36	40	76	Times Tied	3	Fast Breaks	15	22		
Lead Changes	2	36	40	76	Times Tied	3	Fast Breaks	15	22	Time with Lead	04:06	34:14	Bench	21	5		
Times Tied	3	Fast Breaks	15	22	Time with Lead	04:06	34:14	Bench	21	5							



Wake Forest - 80

Record: 15-7 (7-4)

Wake Forest

NO. Name	Min	FG M-A	3P M-A	FT M-A	Rebounds OR DR TOT	Fouls PF FD	TP	AS	TO	ST	Blocks BS BA	+/-
11 Andrew Carr	F 29:41	4-10	1-3	4-4	2 8 10	1 4 13	3	0	1	2	0	29
4 Elton Reid	C 28:30	5-9	0-1	0-0	2 5 7	3 0 10	3	1	1	1	0	21
0 Kevin Miller	G 27:36	4-8	1-2	4-4	0 4 4	1 3 13	3	2	1	0	1	17
2 Cameron Hildreth	G 30:13	5-8	0-1	7-7	0 3 3	2 7 17	4	2	3	0	1	30
23 Hunter Salis	G 33:37	5-12	0-4	0-0	0 2 2	0 0 10	3	1	0	1	0	29
20 Parker Friedrichsen	13:37	1-4	0-2	0-0	0 0 0	1 1 2	0	0	2	0	0	10
33 Matthew Marsh	08:35	1-2	0-0	0-0	0 4 4	2 0 2	0	1	0	1	0	9
30 Diamar Monsanto	15:21	3-7	2-2	0-0	3 3 1	1 11	1	1	0	0	0	6
10 Abramo Canka	04:05	1-2	0-0	0-0	0 0 0	0 0 2	0	0	0	0	0	-3
1 Marcus Marion	02:55	0-0	0-0	0-0	0 0 0	1 0 0	0	0	0	0	0	-1
13 Aaron Clark	02:55	0-1	0-1	0-0	0 0 0	0 0 0	0	0	0	0	0	-1
25 Zach Keller	02:55	0-0	0-0	0-0	0 1 1	0 0 0	0	0	0	0	0	-1
Team					2 6 8	0 0	0	0	0	0	0	
Totals	29:63	5-21	17-17	6	36 42	14 16	80	17	8	8	5	2 29

Record: 10-13 (3-9)

Technical Fouls: NONE

Georgia Tech

NO. Name	Min	FG M-A	3P M-A	FT M-A	Rebounds OR DR TOT	Fouls PF FD	TP	AS	TO	ST	Blocks BS BA	+/-
11 Baye Ndongo	F 32:32	6-10	0-1	2-4	2 4 6	2 3 14	0	1	1	1	0	-21
10 Ebenezer Dowuona	C 05:06	0-0	0-0	0-0	1 1 0	0 0 0	0	0	0	0	0	-9
2 Naithan George	G 32:45	4-13	1-5	3-3	0 5 5	2 2 12	7	3	0	0	0	-13
13 Miles Kelly	G 22:48	0-5	0-3	0-0	0 5 5	2 1 0	1	4	0	0	1	-32
14 Kowacie Reeves Jr.	G 19:40	1-9	1-5	0-0	1 4 5	0 0 3	3	1	0	0	1	-15
12 Tyzhau Claude	15:16	1-2	0-0	2-4	1 1 2	2 2 4	0	1	1	0	1	-23
1 Kyle Sturdivant	17:45	1-4	1-3	0-0	0 1 1	1 0 3	0	0	0	0	0	-14
5 Tafari Gapare	24:00	2-9	0-3	4-4	1 4 5	3 2 8	0	0	0	0	0	-6
3 Dallan "Deebo" Coleman	06:21	0-0	0-0	0-0	0 0 0	2 0 0	0	0	0	1	0	-8
23 Ibrahim Sacko	07:27	0-1	0-0	2-2	0 0 0	1 2 2	0	0	0	0	0	-5
24 Amaree Abram	10:22	2-5	0-2	1-2	0 0 0	1 2 5	1	0	0	1	0	4
4 Carter Murphy	05:58	0-2	0-2	0-0	0 0 0	0 0 0	0	0	0	0	0	-3
Team					0 1 0	0 0	0	1	1	0	0	
Totals	17:60	3-24	14-19	5 26	31 16 14	51 12	11	3	2	5	29	

Record: 10-13 (3-9)

Technical Fouls: NONE

Wake

Points from	Wake	Georgia Tech
Turnovers	8	7
Paint	46	24
Second Chance	11	3
Fast Breaks	13	5
Bench	17	22

Georgia Tech

Points from	Georgia Tech
Turnovers	8
Paint	46
Second Chance	11
Fast Breaks	13
Bench	17

Best scoring

38 (2nd 7-27) 3 (1st 19:01)

Best lead Run

23 (1st 11:05) 6 (2nd 9:50)

Lead Changes

1

Times Tied

1

Time with Lead

38:11 00:50

Period by Period Scoring

	1st	2nd	TOT
Wake	46	34	80
Georgia Tech	20	31	51

Period by Period Scoring

	1st	2nd	TOT
Georgia Tech	20	31	51
Wake	46	34	80

Game Time: 7:00 PM

Game Duration: 2:03

Attendance: 4,239

Officials: Bert Smith, Raymie Snyers, Tony Henderson

Shooting By Period

1st FG%	17-34	50.0%
3PT%	3-10	30.0%
FT%	9-9	100%
2nd FG%	12-29	41.4%
3PT%	2-11	18.2%
GM FG%	29-63	46.0%
3PT%	5-21	23.8%
FT%	17-17	100.0%

Dead Ball Rebounds: 1, 1


Shooting By Period

1st FG%	4-29	13.8%
3PT%	2-13	15.4%
FT%	10-11	90.9%
2nd FG%	13-31	41.9%
3PT%	1-11	9.1%
GM FG%	17-60	28.3%
3PT%	3-24	12.5%
FT%	14-19	73.7%

Dead Ball Rebounds: 6, 1



2023-24 BOX SCORES



Official Basketball Box Score - Final

Georgia Tech at Notre Dame

02/14/24 Purcell Pavilion at the Joyce Center, Notre Dame

2025-24 Men's Basketball

Game Time: 7:00 PM

Game Duration: 2:06

Attendance: 4,589

Officials: Roger Ayers, Paul Seitz, Courtney Green

Georgia Tech - 55

Record: 10-15 (3-11)

NO. Name	Min	FG		3P	FT	Rebounds		Fouls		TP	AS	TO	ST	Blocks		+/-
		M-A	M-A	M-A	M-A	OR	DR	PF	FD					BS	BA	
5 Tafara Gapare	F 11:05	0-1	0-0	1-2	0	2	2	1	2	1	0	2	0	1	0	3
11 Baye Ndongo	F 27:04	5-8	0-0	1-1	1	4	5	4	1	11	2	1	1	1	1	-1
2 Nathanael George	G 34:44	2-5	1-2	0-2	0	4	4	0	2	5	4	2	0	0	0	-6
13 Miles Kelly	G 24:30	4-12	1-5	2-2	0	4	4	4	3	11	4	2	0	0	1	4
14 Kowacac Reeves Jr.	G 23:54	3-6	1-3	0-0	1	5	6	3	0	7	1	0	1	1	0	5
23 Ibrahim Sacko	25:52	6-8	1-2	0-1	2	2	4	1	2	13	1	0	1	1	0	-4
1 Kyle Sturdivant	20:30	0-1	0-1	0-0	0	2	2	1	1	0	2	3	0	1	0	-5
4 Carter Murphy	17:21	1-3	1-2	0-0	0	1	1	0	1	3	0	0	1	0	0	-7
12 Tyzhau Claude	15:00	1-4	0-0	2-3	1	2	3	2	2	4	0	0	0	0	0	-4
Team						0	0	0		0		0				
Totals	22:48	5-15	6-11	5	26	31	16	14	55	14	10	4	5	2	3	

Technical Fouls: NONE

Notre Dame - 58

Record: 9-16 (4-10)

NO. Name	Min	FG		3P	FT	Rebounds		Fouls		TP	AS	TO	ST	Blocks		+/-
		M-A	M-A	M-A	M-A	OR	DR	PF	FD					BS	BA	
0 Carey Booth	F 13:51	0-2	0-2	0-0	0	3	3	2	0	0	0	2	0	0	0	-5
13 Tae Davis	F 32:27	6-12	1-2	4-4	2	4	6	0	4	17	0	1	1	1	3	1
14 Kebba Njie	F 28:55	0-0	0-0	6-7	3	4	7	2	6	6	1	0	0	1	0	3
3 Markus Burton	G 33:37	6-15	1-4	5-7	1	0	1	2	4	18	5	2	5	0	1	3
11 Braden Shrewsbury	G 26:53	1-11	1-8	0-0	0	2	2	0	0	3	1	0	0	0	0	-4
1 Julian Roper II	19:52	1-3	0-2	1-2	2	4	6	3	1	3	1	0	1	0	0	1
20 J.R. Konieczny	16:48	3-8	2-4	0-0	1	1	2	1	0	8	0	0	0	0	0	8
25 Matt Zona	11:05	0-2	0-2	1-2	2	2	4	2	1	1	1	0	0	0	0	0
2 Logan Imes	16:32	1-4	0-2	0-0	3	2	5	2	0	2	1	1	0	0	1	8
Team						2	2	4		0		0				
Totals	18:57	5-26	17-22	16	24	40	14	16	58	10	6	7	2	5	3	

Technical Fouls: NONE

Georgia Tech - 55

Record: 10-15 (3-11)

NO. Name	Min	FG		3P	FT	Rebounds		Fouls		TP	AS	TO	ST	Blocks		+/-
		M-A	M-A	M-A	M-A	OR	DR	PF	FD					BS	BA	
5 Tafara Gapare	F 11:05	0-1	0-0	1-2	0	2	2	1	2	1	0	2	0	1	0	3
11 Baye Ndongo	F 27:04	5-8	0-0	1-1	1	4	5	4	1	11	2	1	1	1	1	-1
2 Nathanael George	G 34:44	2-5	1-2	0-2	0	4	4	0	2	5	4	2	0	0	0	-6
13 Miles Kelly	G 24:30	4-12	1-5	2-2	0	4	4	4	3	11	4	2	0	0	1	4
14 Kowacac Reeves Jr.	G 23:54	3-6	1-3	0-0	1	5	6	3	0	7	1	0	1	1	0	5
23 Ibrahim Sacko	25:52	6-8	1-2	0-1	2	2	4	1	2	13	1	0	1	1	0	-4
1 Kyle Sturdivant	20:30	0-1	0-1	0-0	0	2	2	1	1	0	2	3	0	1	0	-5
4 Carter Murphy	17:21	1-3	1-2	0-0	0	1	1	0	1	3	0	0	1	0	0	-7
12 Tyzhau Claude	15:00	1-4	0-0	2-3	1	2	3	2	2	4	0	0	0	0	0	-4
Team						0	0	0		0		0				
Totals	22:48	5-15	6-11	5	26	31	16	14	55	14	10	4	5	2	3	

Technical Fouls: NONE

Notre Dame - 58

Record: 9-16 (4-10)

NO. Name	Min	FG		3P	FT	Rebounds		Fouls		TP	AS	TO	ST	Blocks		+/-
		M-A	M-A	M-A	M-A	OR	DR	PF	FD					BS	BA	
0 Carey Booth	F 13:51	0-2	0-2	0-0	0	3	3	2	0	0	0	2	0	0	0	-5
13 Tae Davis	F 32:27	6-12	1-2	4-4	2	4	6	0	4	17	0	1	1	1	3	1
14 Kebba Njie	F 28:55	0-0	0-0	6-7	3	4	7	2	6	6	1	0	0	1	0	3
3 Markus Burton	G 33:37	6-15	1-4	5-7	1	0	1	2	4	18	5	2	5	0	1	3
11 Braden Shrewsbury	G 26:53	1-11	1-8	0-0	0	2	2	0	0	3	1	0	0	0	0	-4
1 Julian Roper II	19:52	1-3	0-2	1-2	2	4	6	3	1	3	1	0	1	0	0	1
20 J.R. Konieczny	16:48	3-8	2-4	0-0	1	1	2	1	0	8	0	0	0	0	0	8
25 Matt Zona	11:05	0-2	0-2	1-2	2	2	4	2	1	1	1	0	0	0	0	0
2 Logan Imes	16:32	1-4	0-2	0-0	3	2	5	2	0	2	1	1	0	0	1	8
Team						2	2	4		0		0				
Totals	18:57	5-26	17-22	16	24	40	14	16	58	10	6	7	2	5	3	

Technical Fouls: NONE

Georgia Tech - 55

Record: 10-15 (3-11)

NO. Name	Min	FG		3P	FT	Rebounds		Fouls		TP	AS	TO	ST	Blocks		+/-
		M-A	M-A	M-A	M-A	OR	DR	PF	FD					BS	BA	
5 Tafara Gapare	F 11:05	0-1	0-0	1-2	0	2	2	1	2	1	0	2	0	1	0	3
11 Baye Ndongo	F 27:04	5-8	0-0	1-1	1	4	5	4	1	11	2	1	1	1	1	-1
2 Nathanael George	G 34:44	2-5	1-2	0-2	0	4	4	0	2	5	4	2	0	0	0	-6
13 Miles Kelly	G 24:30	4-12	1-5	2-2	0	4	4	4	3	11	4	2	0	0	1	4
14 Kowacac Reeves Jr.	G 23:54	3-6	1-3	0-0	1	5	6	3	0	7	1	0	1	1	0	5
23 Ibrahim Sacko	25:52	6-8	1-2	0-1	2	2	4	1	2	13	1	0	1	1	0	-4
1 Kyle Sturdivant	20:30	0-1	0-1	0-0	0	2	2	1	1	0	2	3	0	1	0	-5
4 Carter Murphy	17:21	1-3	1-2	0-0	0	1	1	0	1	3	0	0	1	0	0	-7
12 Tyzhau Claude	15:00	1-4	0-0	2-3	1	2	3	2	2	4	0	0	0	0	0	-4
Team						0	0	0		0		0				
Totals	22:48	5-15	6-11	5	26	31	16	14	55	14	10	4	5	2	3	

Technical Fouls: NONE

Notre Dame - 58

Record: 9-16 (4-10)

NO. Name	Min	FG		3P	FT	Rebounds		Fouls		TP	AS	TO	ST	Blocks		+/-
		M-A	M-A	M-A	M-A	OR	DR	PF	FD					BS	BA	
0 Carey Booth	F 13:51	0-2	0-2	0-0	0	3	3	2	0	0	0	2	0	0	0	-5
13 Tae Davis	F 32:27	6-12	1-2	4-4	2	4	6	0	4	17	0	1	1	1	3	1
14 Kebba Njie	F 28:55	0-0	0-0	6-7	3	4	7	2	6	6	1	0	0	1	0	3
3 Markus Burton	G 33:37	6-15	1-4	5-7	1	0	1	2	4	18	5	2	5	0	1	3
11 Braden Shrewsbury	G 26:53	1-11	1-8	0-0	0	2	2	0	0	3	1	0	0	0	0	-4
1 Julian Roper II	19:52	1-3	0-2	1-2	2	4	6	3	1	3	1	0	1	0	0	1
20 J.R. Konieczny	16:48	3-8	2-4	0-0	1	1	2	1	0	8	0	0	0	0	0	8
25 Matt Zona	11:05	0-2	0-2	1-2	2	2	4	2	1	1	1	0	0	0	0	0
2 Logan Imes	16:32	1-4	0-2	0-0	3	2	5	2	0	2	1	1	0	0	1	8
Team						2	2	4		0		0				
Totals	18:57	5-26	17-22	16	24	40	14	16	58	10	6	7	2	5	3	

Technical Fouls: NONE

Georgia Tech - 55

Record: 10-15 (3-11)

NO. Name	Min	FG		3P	FT	Rebounds		Fouls		TP	AS	TO	ST	Blocks		+/-
		M-A	M-A	M-A	M-A	OR	DR	PF	FD					BS	BA	
5 Tafara Gapare	F 11:05	0-1	0-0	1-2	0	2	2	1	2	1	0	2	0	1	0	3
11 Baye Ndongo	F 27:04	5-8	0-0	1-1	1	4	5	4	1	11	2	1	1	1	1	-1
2 Nathanael George	G 34:44	2-5	1-2	0-2	0	4	4	0	2	5	4	2	0	0	0	-6
13 Miles Kelly	G 24:30	4-12	1-5	2-2	0	4	4	4	3	11	4	2	0	0	1	4
14 Kowacac Reeves Jr.	G 23:54	3-6	1-3	0-0	1	5	6	3	0	7	1	0	1	1	0	5
23 Ibrahim Sacko	25:52	6-8	1-2	0-1	2	2	4	1	2	13	1	0	1	1	0	-4
1 Kyle Sturdivant	20:30	0-1	0-1	0-0	0	2	2	1	1	0	2	3	0	1	0	-5
4 Carter Murphy	17:21	1-3	1-2	0-0	0	1	1	0	1	3	0	0	1	0	0	-7
12 Tyzhau Claude	15:00	1-4	0-0	2-3	1	2	3	2	2	4	0	0	0	0	0	-4
Team						0	0	0		0		0				
Totals	22:48	5-15	6-11	5	26	31	16	14	55	14	10	4	5	2	3	

Technical Fouls: NONE

Notre Dame - 58

Record: 9-16 (4-10)

NO. Name	Min	FG		3P	FT	Rebounds		Fouls		TP	AS	TO	ST	Blocks		+/-
		M-A	M-A	M-A	M-A	OR	DR	PF	FD					BS	BA	
0 Carey Booth	F 13:51	0-2	0-2	0-0	0	3	3	2	0	0	0	2	0	0	0	-5
13 Tae Davis	F 32:27	6-12	1-2	4-4	2	4	6	0	4	17	0	1	1	1	3	1
14 Kebba Njie	F 28:55	0-0	0-0	6-7	3	4	7	2	6	6	1	0	0	1	0	3
3 Markus Burton	G 33:37	6-15	1-4	5-7	1	0	1	2	4	18	5	2	5	0	1	3
11 Braden Shrewsbury	G 26:53	1-11	1-8	0-0	0	2	2	0	0	3	1	0	0	0	0	-4
1 Julian Roper II	19:52	1-3	0-2	1-2	2	4	6	3	1	3	1	0	1	0	0	1
20 J.R. Konieczny	16:48	3-8	2-4	0-0	1	1	2	1	0	8	0	0	0	0	0	8
25 Matt Zona	11:05	0-2	0-													

GAME NOTES

No.	Name of the person	Age	Sex	Religion	Caste	Occupation
1	Mr. A. K. Singh	45	M	Hindu	Yadav	Farmer
2	Mrs. S. K. Singh	42	F	Hindu	Yadav	Homemaker
3	Mr. R. K. Singh	50	M	Hindu	Yadav	Teacher
4	Mrs. P. K. Singh	48	F	Hindu	Yadav	Homemaker
5	Mr. Q. K. Singh	55	M	Hindu	Yadav	Businessman
6	Mrs. T. K. Singh	52	F	Hindu	Yadav	Homemaker
7	Mr. U. K. Singh	60	M	Hindu	Yadav	Retired Officer
8	Mrs. V. K. Singh	58	F	Hindu	Yadav	Homemaker
9	Mr. W. K. Singh	65	M	Hindu	Yadav	Farmer
10	Mrs. X. K. Singh	62	F	Hindu	Yadav	Homemaker
11	Mr. Y. K. Singh	70	M	Hindu	Yadav	Farmer
12	Mrs. Z. K. Singh	68	F	Hindu	Yadav	Homemaker
13	Mr. A. K. Singh	75	M	Hindu	Yadav	Farmer
14	Mrs. S. K. Singh	72	F	Hindu	Yadav	Homemaker
15	Mr. R. K. Singh	78	M	Hindu	Yadav	Farmer
16	Mrs. P. K. Singh	75	F	Hindu	Yadav	Homemaker
17	Mr. Q. K. Singh	80	M	Hindu	Yadav	Farmer
18	Mrs. T. K. Singh	78	F	Hindu	Yadav	Homemaker
19	Mr. U. K. Singh	85	M	Hindu	Yadav	Farmer
20	Mrs. V. K. Singh	82	F	Hindu	Yadav	Homemaker
21	Mr. W. K. Singh	88	M	Hindu	Yadav	Farmer
22	Mrs. X. K. Singh	85	F	Hindu	Yadav	Homemaker
23	Mr. Y. K. Singh	90	M	Hindu	Yadav	Farmer
24	Mrs. Z. K. Singh	88	F	Hindu	Yadav	Homemaker
25	Mr. A. K. Singh	95	M	Hindu	Yadav	Farmer
26	Mrs. S. K. Singh	92	F	Hindu	Yadav	Homemaker
27	Mr. R. K. Singh	98	M	Hindu	Yadav	Farmer
28	Mrs. P. K. Singh	95	F	Hindu	Yadav	Homemaker
29	Mr. Q. K. Singh	100	M	Hindu	Yadav	Farmer
30	Mrs. T. K. Singh	98	F	Hindu	Yadav	Homemaker
31	Mr. U. K. Singh	105	M	Hindu	Yadav	Farmer
32	Mrs. V. K. Singh	102	F	Hindu	Yadav	Homemaker
33	Mr. W. K. Singh	108	M	Hindu	Yadav	Farmer
34	Mrs. X. K. Singh	105	F	Hindu	Yadav	Homemaker
35	Mr. Y. K. Singh	110	M	Hindu	Yadav	Farmer
36	Mrs. Z. K. Singh	108	F	Hindu	Yadav	Homemaker
37	Mr. A. K. Singh	115	M	Hindu	Yadav	Farmer
38	Mrs. S. K. Singh	112	F	Hindu	Yadav	Homemaker
39	Mr. R. K. Singh	118	M	Hindu	Yadav	Farmer
40	Mrs. P. K. Singh	115	F	Hindu	Yadav	Homemaker
41	Mr. Q. K. Singh	120	M	Hindu	Yadav	Farmer
42	Mrs. T. K. Singh	118	F	Hindu	Yadav	Homemaker
43	Mr. U. K. Singh	125	M	Hindu	Yadav	Farmer
44	Mrs. V. K. Singh	122	F	Hindu	Yadav	Homemaker
45	Mr. W. K. Singh	128	M	Hindu	Yadav	Farmer
46	Mrs. X. K. Singh	125	F	Hindu	Yadav	Homemaker
47	Mr. Y. K. Singh	130	M	Hindu	Yadav	Farmer
48	Mrs. Z. K. Singh	128	F	Hindu	Yadav	Homemaker
49	Mr. A. K. Singh	135	M	Hindu	Yadav	Farmer
50	Mrs. S. K. Singh	132	F	Hindu	Yadav	Homemaker
51	Mr. R. K. Singh	138	M	Hindu	Yadav	Farmer
52	Mrs. P. K. Singh	135	F	Hindu	Yadav	Homemaker
53	Mr. Q. K. Singh	140	M	Hindu	Yadav	Farmer
54	Mrs. T. K. Singh	138	F	Hindu	Yadav	Homemaker
55	Mr. U. K. Singh	145	M	Hindu	Yadav	Farmer
56	Mrs. V. K. Singh	142	F	Hindu	Yadav	Homemaker
57	Mr. W. K. Singh	148	M	Hindu	Yadav	Farmer
58	Mrs. X. K. Singh	145	F	Hindu	Yadav	Homemaker
59	Mr. Y. K. Singh	150	M	Hindu	Yadav	Farmer
60	Mrs. Z. K. Singh	148	F	Hindu	Yadav	Homemaker
61	Mr. A. K. Singh	155	M	Hindu	Yadav	Farmer
62	Mrs. S. K. Singh	152	F	Hindu	Yadav	Homemaker
63	Mr. R. K. Singh	158	M	Hindu	Yadav	Farmer
64	Mrs. P. K. Singh	155	F	Hindu	Yadav	Homemaker
65	Mr. Q. K. Singh	160	M	Hindu	Yadav	Farmer
66	Mrs. T. K. Singh	158	F	Hindu	Yadav	Homemaker
67	Mr. U. K. Singh					

Case no.	Age	Sex	Occupation	Duration of disease (years)	Onset of disease (age)	Family history of disease	Previous treatment	Current treatment	Outcome	Comments
1	45	M	Farmer	10	35	No	None	None	Alive	
2	55	F	Homemaker	15	40	No	None	None	Deceased	
3	60	M	Teacher	20	40	No	None	None	Alive	
4	65	F	Retired	25	40	No	None	None	Deceased	
5	70	M	Engineer	30	40	No	None	None	Alive	
6	75	F	Homemaker	35	40	No	None	None	Deceased	
7	80	M	Farmer	40	40	No	None	None	Alive	
8	85	F	Homemaker	45	40	No	None	None	Deceased	
9	90	M	Teacher	50	40	No	None	None	Alive	
10	95	F	Retired	55	40	No	None	None	Deceased	
11	100	M	Engineer	60	40	No	None	None	Alive	
12	105	F	Homemaker	65	40	No	None	None	Deceased	
13	110	M	Farmer	70	40	No	None	None	Alive	
14	115	F	Homemaker	75	40	No	None	None	Deceased	
15	120	M	Teacher	80	40	No	None	None	Alive	
16	125	F	Retired	85	40	No	None	None	Deceased	
17	130	M	Engineer	90	40	No	None	None	Alive	
18	135	F	Homemaker	95	40	No	None	None	Deceased	
19	140	M	Farmer	100	40	No	None	None	Alive	
20	145	F	Homemaker	105	40	No	None	None	Deceased	
21	150	M	Teacher	110	40	No	None	None	Alive	
22	155	F	Retired	115	40	No	None	None	Deceased	
23	160	M	Engineer	120	40	No	None	None	Alive	
24	165	F	Homemaker	125	40	No	None	None	Deceased	
25	170	M	Farmer	130	40	No	None	None	Alive	
26	175	F	Homemaker	135	40	No	None	None	Deceased	
27	180	M	Teacher	140	40	No	None	None	Alive	
28	185	F	Retired	145	40	No	None	None	Deceased	
29	190	M	Engineer	150	40	No	None	None	Alive	
30	195	F	Homemaker	155	40	No	None	None	Deceased	
31	200	M	Farmer	160	40	No	None	None	Alive	
32	205	F	Homemaker	165	40	No	None	None	Deceased	
33	210	M	Teacher	170	40	No	None	None	Alive	
34	215	F	Retired	175	40	No	None	None	Deceased	
35	220	M	Engineer	180	40	No	None	None	Alive	
36	225	F	Homemaker	185	40	No	None	None	Deceased	
37	230	M	Farmer	190	40	No	None	None	Alive	
38	235	F	Homemaker	195	40	No	None	None	Deceased	
39	240	M	Teacher	200	40	No	None	None	Alive	
40	245	F	Retired	205	40	No	None	None	Deceased	
41	250	M	Engineer	210	40	No	None	None	Alive	
42	255	F	Homemaker	215	40	No	None	None	Deceased	
43	260	M	Farmer	220	40	No	None	None	Alive	
44	265	F	Homemaker	225	40	No	None	None	Deceased	
45	270	M	Teacher	230	40	No	None	None	Alive	
46	275	F	Retired	235	40	No	None	None	Deceased	
47	280	M	Engineer	240	40	No	None	None	Alive	
48	285	F	Homemaker	245	40	No	None	None	Deceased	
49	290	M	Farmer	250	40	No	None	None	Alive	
50	295	F	Homemaker	255	40	No	None	None	Deceased	
51	300	M	Teacher	260	40					

MISCELLANEOUS

Starting Lineups

Date	Opponent	Result	F	F	C	G	G	Lineup#	Record
N6	GEORGIA SOUTHERN	W, 84-62	Reeves, Jr.	Gapare	Claude	Kelly	Abram	1	1-0
N9	HOWARD	W, 88-85	Reeves, Jr.	Gapare	Claude	Kelly	Abram	1	2-0
N14	UMASS LOWELL	L, 71-74	Reeves, Jr.	Gapare	Claude	Kelly	Abram	1	2-1
N22	at Cincinnati	L, 54-89	Reeves, Jr.	Ndongo	Claude	Kelly	Abram	2	0-1
N28	MISSISSIPPI STATE	W, 67-59	Reeves, Jr.	Ndongo	Dowuona	Kelly	George	3	1-0
D2	DUKE	W, 72-68	Reeves, Jr.	Ndongo	Dowuona	Kelly	George	3	2-0
D5	at Georgia	L, 62-76	Reeves, Jr.	Ndongo	Dowuona	Kelly	George	3	2-1
D9	ALABAMA A&M	W, 70-49	Reeves, Jr.	Ndongo	Dowuona	Kelly	George	3	3-1
D16	vs. Penn State	W, 82-81 (ot)	Reeves, Jr.	Ndongo	Dowuona	Kelly	George	3	4-1
D21	vs. Massachusetts	W, 73-70	Reeves, Jr.	Ndongo	Dowuona	Kelly	George	3	5-1
D22	at Hawai'i	W, 73-68	Reeves, Jr.	Ndongo	Gapare	Kelly	George	4	1-0
D24	vs. Nevada	L, 64-72	Reeves, Jr.	Ndongo	Gapare	Kelly	George	4	1-1
J3	at Florida State	L, 71-82	Reeves, Jr.	Ndongo	Sacko	Kelly	George	5	0-1
J6	BOSTON COLLEGE	L, 87-95	Reeves, Jr.	Ndongo	Dowuona	Kelly	George	3	5-2
J9	NOTRE DAME	L, 68-75 (ot)	Reeves, Jr.	Ndongo	Dowuona	Kelly	George	3	5-3
J13	at Duke	L, 79-84	Reeves, Jr.	Ndongo	Gapare	Kelly	George	4	1-2
J16	at Clemson	W, 93-90 (2ot)	Reeves, Jr.	Ndongo	Dowuona	Kelly	George	3	6-3
J20	VIRGINIA	L, 66-75	Reeves, Jr.	Ndongo	Dowuona	Kelly	George	3	6-4
J23	PITTSBURGH	L, 64-72	Reeves, Jr.	Ndongo	Sacko	Kelly	George	5	0-2
J27	at Virginia Tech	L, 67-91	Reeves, Jr.	Ndongo	Sacko	Kelly	George	5	0-3
J30	NORTH CAROLINA	W, 74-73	Reeves, Jr.	Ndongo	Dowuona	Kelly	George	3	7-4
F3	at NC State	L, 76-82	Reeves, Jr.	Ndongo	Dowuona	Kelly	George	3	7-5
F6	WAKE FOREST	L, 51-80	Reeves, Jr.	Ndongo	Dowuona	Kelly	George	3	7-6
F10	at Louisville	L, 67-79	Reeves, Jr.	Ndongo	Gapare	Kelly	George	4	1-3
F14	at Notre Dame	L, 55-58	Reeves, Jr.	Ndongo	Gapare	Kelly	George	4	1-4
F17	SYRACUSE	W, 65-60	Reeves, Jr.	Ndongo	Gapare	Kelly	George	4	2-4
F21	CLEMSON								
F24	at Miami								
M2	FLORIDA STATE								
M5	at Wake Forest								
M9	at Virginia								
M12	ACC Tournament								

Specialty Stats (GT/Opp)

Date	Opponent	Paint	OffT0	2ndCh	FBreak	Bench
N6	GEORGIA SOUTHERN	26/30	19/11	14/13	10/4	27/35
N9	HOWARD	50/46	17/6	16/11	13/12	21/26
N14	UMASS LOWELL	38/44	12/14	24/13	7/8	40/11
N22	at Cincinnati	16/22	8/20	5/14	4/19	16/36
N28	MISSISSIPPI STATE	20/26	16/5	5/13	8/8	24/24
D2	DUKE	32/36	2/17	0/17	5/6	17/28
D5	at Georgia	32/28	10/13	23/16	5/2	25/33
D9	ALABAMA A&M	32/22	8/17	13/6	23/14	33/26
D16	vs. Penn State	42/28	9/27	24/20	4/10	35/19
D21	vs. Massachusetts	28/24	12/23	12/17	23/11	36/10
D22	at Hawai'i	46/30	8/10	19/10	15/8	7/18
D24	vs. Nevada	28/20	6/9	14/8	2/7	16/7
J3	at Florida State	30/30	11/10	8/8	11/2	16/42
J6	BOSTON COLLEGE	36/34	7/20	11/7	15/4	34/14
J9	NOTRE DAME	22/24	26/10	5/10	4/3	7/33
J13	at Duke	24/32	7/15	7/15	7/13	13/10
J16	at Clemson	26/50	10/14	12/30	3/4	33/8
J20	VIRGINIA	18/34	9/21	6/11	4/9	22/11
J23	PITTSBURGH	24/22	13/13	12/11	6/2	22/26
J27	at Virginia Tech	30/36	10/4	14/9	4/0	27/32
J30	NORTH CAROLINA	26/34	9/14	8/23	3/12	39/14
F3	at NC State	22/32	4/18	13/18	15/22	21/5
F6	WAKE FOREST	24/46	7/8	3/11	5/13	22/17
F10	at Louisville	18/30	14/20	7/20	4/2	26/16
F14	at Notre Dame	28/20	6/7	9/20	0/2	20/14
F17	SYRACUSE	32/32	8/16	8/9	9/15	19/14
F21	CLEMSON					
F24	at Miami					
M2	FLORIDA STATE					
M5	at Wake Forest					
M9	at Virginia					
M12	ACC Tournament					

Miscellaneous

		Uniform		Large	Large		Lead	GT	Opp	Game		
Date	Opponent	Color	Tip	Lead	Deficit	Ties	Changes	Led	Led	Tied	1st GT Subs	On the Floor at the End
N6	GEORGIA SOUTHERN	White	GT	22	6	6	13	24:29	11:31	4:00	Sturdivant, Dowuona 16:05-1H	Sturdivant, Coleman, Kelly, Reeves, Sacko
N9	HOWARD	White	GT	6	14	5	8	7:42	30:31	1:47	Sturdivant, Coleman, Dowuona 14:51-1H	Sturdivant, Coleman, Kelly, Reeves, Sacko
N14	UMASS LOWELL	White	GT	8	11	3	4	19:05	18:02	2:53	Sturdivant, Coleman, Sacko 16:24-1H	Sturdivant, Coleman, Claude, Kelly, Reeves
N22	at Cincinnati	Gold	UC	3	41	3	2	0:43	35:29	3:48	Sturdivant, Dowuona 16:19-1H	George, Murphy, Ndongo, Sacko, Nichols
N28	MISSISSIPPI STATE	Gold	MSU	16	-	2	-	38:01	-	1:59	Sturdivant, Coleman 15:47-1H	George, Sturdivant, Coleman, Kelly, Reeves
D2	DUKE	White	DU	11	4	5	5	34:40	1:38	3:42	Sacko 16:22-1H	Reeves, Ndongo, Dowuona, Kelly, George
D5	at Georgia	Gold	UGA	-	23	1	-	-	39:29	0:31	Coleman 16:44-1H	Sturdivant, Coleman, Gapare, Claude, Reeves, Jr.
D9	ALABAMA A&M	White	GT	30	2	-	3	37:55	1:14	0:51	Sturdivant, Coleman 14:54-1H	George, Reeves, Jr., Abram, San Miguel, Nichols
D16	vs. Penn State	Gray	PSU	10	5	10	11	22:02	14:39	3:19	Coleman, Gapare, Claude, Sturdivant 14:22-1H	Coleman, Gapare, Ndongo, Kelly, Reeves Jr.
D21	vs. Massachusetts	Navy	GT	8	11	4	4	8:20	29:50	1:50	Sacko 15:55-1H	Sturdivant, Coleman, George, Kelly, Reeves Jr.
D22	at Hawai'i	Gold	UH	21	1	1	2	39:14	0:16	0:30	Sturdivant 15:38-1H	Sturdivant, George, Coleman, Kelly, Reeves Jr.
D24	vs. Nevada	White	GT	6	8	2	3	6:11	31:57	1:52	Claude 17:36-1H	George, Gapare, Ndongo, Kelly, Reeves Jr.
J3	at Florida State	Navy	GT	3	17	1	1	1:31	36:04	2:25	Gapare 16:16-1H	Sturdivant, Gapare, Ndongo, Kelly, Reeves, Jr.
J6	BOSTON COLLEGE	White	GT	16	10	6	9	21:58	14:40	3:22	Claude, Sturdivant 15:41-1H	Sturdivant, Coleman, Gapare, Kelly, Reeves Jr.
J9	NOTRE DAME	Gray	GT	7	7	9	11	19:56	20:00	5:04	Sturdivant, Claude 16:39-1H	George, Coleman, Ndongo, Kelly, Reeves Jr.
J13	at Duke	Gold	GT	10	10	9	11	14:24	20:39	4:57	Coleman, Sturdivant 14:42-1H	Sturdivant, George, Coleman, Ndongo, Reeves Jr.
J16	at Clemson	Navy	CL	3	9	7	7	5:21	40:38	5:01	Sturdivant, Claude 15:23-1H	Coleman, Gapare, Claude, Kelly, Reeves Jr.
J20	VIRGINIA	White	GT	11	15	1	1	17:31	20:34	1:55	Sturdivant, Claude 15:08 1H	Sturdivant, George, Ndongo, Kelly, Reeves Jr.
J23	PITTSBURGH	White	Pitt	6	9	3	7	9:51	27:20	2:49	Sturdivant, Coleman, Gapare, Claude 15:05-1H	Sturdivant, Coleman, George, Reeves Jr., Ndongo
J27	at Virginia Tech	Gray	VT	3	24	2	1	0:44	36:42	2:36	Sturdivant, Coleman, Gapare, Claude 14:54-1H	Sturdivant, Gapare, Sacko, Murphy, Abram
J30	NORTH CAROLINA	White	GT	8	11	4	8	15:31	21:14	3:15	Claude 15:28-1H (injury to Ndongo)	Coleman, Gapare, Duwuona, Claude, Kelly
F3	at NC State	Gold	NCSU	6	14	3	2	4:06	34:14	1:40	Sturdivant, Gapare 16:21-1H	Sturdivant, George, Coleman, Kelly, Reeves Jr.
F6	WAKE FOREST	White	GT	3	38	1	1	0:50	38:11	0:59	Claude 16:42-1H	George, Abram, Gapare, Ndongo, Sacko
F10	at Louisville	Gold	LOU	9	14	7	8	19:12	13:46	7:02	Sturdivant, Sacko, Claude 12:31-1H	Sturdivant, Murphy, Kelly, Gapare, Sacko
F14	at Notre Dame	Navy	GT	6	6	6	9	19:09	15:41	5:10	Sacko 17:05-1H	Murphy, George, Kelly, Ndongo, Reeves Jr.
F17	SYRACUSE	White	SYR	10	7	6	5	22:22	12:21	5:17	Sturdivant, Sacko 15:23-1H	Gapare, Ndongo, Kelly, Reeves Jr., Sacko
F21	CLEMSON											
F24	at Miami											
M2	FLORIDA STATE											
M5	at Wake Forest											
M9	at Virginia											
M12	ACC Tournament											
*alternate gold or white uniform												

*alternate gold or white uniform

ROSTER AT-A-GLANCE

NUMERICAL

No.	Name	Pos.	Ht.	Wt.	Cl.	Exp.	Hometown	High School/College
0	Lance Terry	G	6-3	198	Sr.*	1VL	College Park, Ga.	The Heritage School (Ga.) / Gardner-Webb
1	Kyle Sturdivant	G	6-3	195	Sr.*	3VL	Norcross, Ga.	Norcross HS / Southern California
2	Naithan George	G	6-3	180	Fr.	HS	Toronto, Ontario	Canyon International Academy (Glendale, Ariz.)
3	Dallan "Deebo" Coleman	G	6-6	210	Jr.	2VL	Memphis, Tenn.	West Nassau HS (Callahan, Fla.)
4	Carter Murphy	G	6-4	205	Sr.#	TR	Phoenix, Ariz.	Arcadia HS / Air Force Academy
5	Tafara Gapare	F	6-9	206	So.	TR	Wellington, New Zealand	South Kent School (Conn.) / Massachusetts
10	Ebenezer Dowuona	C	6-11	230	Sr.	TR	Accra, Ghana	The Heritage School (Ga.) / NC State
11	Baye Ndongo	F	6-9	214	Fr.	HS	Mboro, Senegal	Putnam (Conn.) Science Academy
12	Tyzhaun Claude	F	6-7	226	Sr.#	TR	Goldsboro, N.C.	Moravian Prep / Morehead State / Western Carolina
13	Miles Kelly	G	6-6	180	Jr.	2VL	Stone Mountain, Ga.	Parkview HS / Hargrave Military Academy (Va.)
14	Kowacie Reeves, Jr.	G	6-7	202	Jr.	TR	Macon, Ga.	Westside HS / Florida
23	Ibrahima Sacko	F	6-6	225	Fr.	HS	Conakry, Guinea	J. Addison School (Markham, Ontario)
24	Amaree Abram	G	6-4	195	So.	TR	Port Arthur, Texas	Southern California Academy / Mississippi
30	Ibrahim Souare	F	6-9	214	Fr.	HS	Conakry, Guinea	Canyon International Academy (Glendale, Ariz.)
33	Marcos San Miguel	G	6-4	190	Fr.	HS	Atlanta, Ga.	Campbell HS
35	Emmer Nichols	F	6-6	215	r-Fr.	RS	Woodside, Calif.	Sacred Heart Preparatory School

ALPHABETICAL

No.	Name	Pos.	Ht.	Wt.	Cl.	Exp.	Hometown	High School/College
24	Amaree Abram	G	6-4	195	So.	TR	Port Arthur, Texas	Southern California Academy / Mississippi
12	Tyzhaun Claude	F	6-7	226	Sr.#	TR	Goldsboro, N.C.	Moravian Prep / Morehead State / Western Carolina
3	Dallan "Deebo" Coleman	G	6-6	210	Jr.	2VL	Memphis, Tenn.	West Nassau HS (Callahan, Fla.)
10	Ebenezer Dowuona	C	6-11	230	Sr.	TR	Accra, Ghana	The Heritage School (Ga.) / NC State
5	Tafara Gapare	F	6-9	206	So.	TR	Wellington, New Zealand	South Kent School (Conn.) / Massachusetts
2	Naithan George	G	6-3	180	Fr.	HS	Toronto, Ontario	Canyon International Academy (Glendale, Ariz.)
13	Miles Kelly	G	6-6	180	Jr.	2VL	Stone Mountain, Ga.	Parkview HS / Hargrave Military Academy (Va.)
4	Carter Murphy	G	6-4	205	Sr.#	TR	Phoenix, Ariz.	Arcadia HS / Air Force Academy
11	Baye Ndongo	F	6-9	214	Fr.	HS	Mboro, Senegal	Putnam (Conn.) Science Academy
35	Emmer Nichols	F	6-6	215	r-Fr.	RS	Woodside, Calif.	Sacred Heart Preparatory School
14	Kowacie Reeves, Jr.	G	6-7	202	Jr.	TR	Macon, Ga.	Westside HS / Florida
23	Ibrahima Sacko	F	6-6	225	Fr.	HS	Conakry, Guinea	J. Addison School (Markham, Ontario)
33	Marcos San Miguel	G	6-4	190	Fr.	HS	Atlanta, Ga.	Campbell HS
30	Ibrahim Souare	F	6-9	214	Fr.	HS	Conakry, Guinea	Canyon International Academy (Glendale, Ariz.)
1	Kyle Sturdivant	G	6-3	195	Sr.*	3VL	Norcross, Ga.	Norcross HS / Southern California
0	Lance Terry	G	6-3	198	Sr.*	1VL	College Park, Ga.	The Heritage School (Ga.) / Gardner-Webb

*5th-year senior; #graduate transfer

Head Coach: Damon Stoudamire (Arizona, 1995), 1st season

Associate Head Coach: Karl Hobbs (Connecticut, 1984), 1st season

Assistant Coach: B.J. Elder (Georgia Tech, 2014), 5th season

Assistant Coach: Pershin Williams (North Florida, 2005), 1st season

Assistant Coach: Nate Babcock (Wisconsin-Eau Claire, 2009), 1st season

Assistant Coach: Bonzi Wells (Ball State, 1998), 1st season

Director of Player Personnel: Matt Holt (Northeastern, 2011), 1st season

Director of Scouting: Hayden Sheridan (Arizona, 2016), 6th season

Director of Operations: Tyler Benson (St. Bonaventure, 2009), 8th season

Assistant Director of Operations: Taylor Ann Hendricks (Iowa State, 2020), 2nd season

Associate Director of Sports Medicine/Men's Basketball: Richard Stewart (Salisbury, 2005), 17th season

Director of Strength and Conditioning/Men's Basketball: Justin Landry (Cal State East Bay, 2012), 1st season

Recruiting and Operations Coordinator: Jake Alburts (Western Michigan, 2020), 1st season

BY CLASS

Seniors: Tyzhaun Claude, Ebenezer Dowuona, Carter Murphy, Kyle Sturdivant, Lance Terry

Juniors: Dallan "Deebo" Coleman, Miles Kelly, Kowacie Reeves, Jr.

Sophomores: Amaree Abram, Tafara Gapare

Freshman: Naithan George, Baye Ndongo, Emmer Nichols, Ibrahima Sacko, Marcos San Miguel, Ibrahim Souare

BY STATE/COUNTRY

Arizona: Carter Murphy

California: Emmer Nichols

Canada: Naithan George

Georgia: Miles Kelly, Kowacie Reeves, Jr., Marcos San Miguel, Kyle Sturdivant, Lance Terry

Ghana: Ebenezer Dowuona

Guinea: Ibrahima Sacko, Ibrahim Souare

New Zealand: Tafara Gapare

North Carolina: Tyzhaun Claude

Senegal: Baye Ndongo

Tennessee: Dallan "Deebo" Coleman

Texas: Amaree Abram

BY MAJOR

Business Administration: Amaree Abram, Dallan "Deebo" Coleman, Tafara Gapare, Miles Kelly, Ibrahima Sacko, Ibrahim Souare, Kyle Sturdivant

Computer Science: Marcos San Miguel

Economics/International Affairs: Emmer Nichols

History, Technology & Society: Tyzhaun Claude, Ebenezer Dowuona, Kowacie Reeves, Jr., Lance Terry

Literature, Media & Communication: Baye Ndongo

Operations Research (MS): Carter Murphy

BY HEIGHT

6-3 Naithan George, Kyle Sturdivant, Lance Terry

6-4 Amaree Abram, Carter Murphy, Marcos San Miguel

6-6 Dallan "Deebo" Coleman, Miles Kelly, Emmer Nichols, Ibrahima Sacko

6-7 Tyzhaun Claude, Kowacie Reeves, Jr.

6-9 Tafara Gapare, Baye Ndongo, Ibrahima Souare

6-11 Ebenezer Dowuona

PRONUNCIATION GUIDE

McCamish Pavilion	Mc-CAM-ish
Amaree Abram	uh-MAR-ee
Tyzhaun Claude	ty-ZHON
Dallan "Deebo" Coleman	DELL-un, DEE-bo
Ebenezer Dowuona	duh-WANNA
Tafara Gapare	tuh-FAR-uh guh-PAR-ee
Baye Ndongo	BYE nDON-go
Kowacie Reeves, Jr.	ko-WAY-see
Ibrahima Sacko	EE-bruh-HEE-muh SOCK-oh
Ibrahim Souare	EE-bruh-HEEM SWAR-ay (rhymes with soiree)
Kyle Sturdivant	STIR-de-vunt

RADIO/TV ROSTER



**Amaree
Abram**
G • 6-4 • So.

24



**Tyzhaun
Claude**
F • 6-7 • Grad Sr.

12



**Dallan "Deebo"
Coleman**
G • 6-6 • Jr.

3



**Ebenezer
Dowuona**
C • 6-11 • Sr.

10



**Tafara
Gapare**
F • 6-9 • So.

5



**Naithan
George**
G • 6-3 • Fr.

2



**Miles
Kelly**
G • 6-6 • Jr.

13



**Carter
Murphy**
G • 6-4 • Grad Sr.

4




**Baye
Ndongo**
F • 6-9 • Fr.

11



**Emmer
Nichols**
F • 6-6 • r-Fr.

35



**Kowacie
Reeves, Jr.**
G • 6-7 • Jr.

14



**Ibrahima
Sacko**
F • 6-6 • Fr.

23




**Marcos
San Miguel**
G • 6-4 • Fr.

33



**Ibrahim
Souare**
F • 6-9 • Jr.

30



**Kyle
Sturdivant**
G • 6-3 • 5th-yr. Sr.

1



**Lance
Terry**
G • 6-2 • 5th-yr. Sr.

0



Damon Stoudamire
Head Coach



Karl Hobbs
Associate Head Coach



B.J. Elder
Assistant Coach



Pershin Williams
Assistant Coach



Nate Babcock
Assistant Coach



Bonzi Wells
Assistant Coach

RADIO/TV CHEAT SHEET



0

LANCE TERRY**Guard • 6-3 • 198 • Senior • College Park, Ga.**

Year	GP/GS	PPG	RPG	APG	FG%	3FG%	FT%
2023-24	-	-	-	-	-	-	-
Season Highs	Pts: -	Reb: -	Ast: -	Min: -			
Career Highs	Pts: 26	Reb: 7	Ast: 4	Min: 40:00			



1

KYLE STURDIVANT**Guard • 6-3 • 195 • Senior • Norcross, Ga.**

Year	GP/GS	PPG	RPG	APG	FG%	3FG%	FT%
2023-24	26/0	8.4	2.1	2.8	.420	.384	.863
Season Highs	Pts: 21	Reb: 10	Ast: 9	Min: 31:45			
Career Highs	Pts: 21	Reb: 10	Ast: 10	Min: 39:10			



2

NAITHAN GEORGE**Guard • 6-3 • 180 • Freshman • Toronto, Ontario**

Year	GP/GS	PPG	RPG	APG	FG%	3FG%	FT%
2023-24	23/22	9.1	2.2	4.8	.392	.288	.672
Season Highs	Pts: 20	Reb: 5	Ast: 11	Min: 37:52			
Career Highs	Pts: 20	Reb: 5	Ast: 11	Min: 37:52			



3

DALLAN "DEEBO" COLEMAN**Guard • 6-6 • 210 • Junior • Memphis, Tenn.**

Year	GP/GS	PPG	RPG	APG	FG%	3FG%	FT%
2023-24	23/0	6.2	2.8	0.6	.398	.363	.600
Season Highs	Pts: 24	Reb: 5	Ast: 3	Min: 33:47			
Career Highs	Pts: 24	Reb: 9	Ast: 8	Min: 40:00			



4

CARTER MURPHY**Guard • 6-4 • 205 • Senior • Phoenix, Ariz.**

Year	GP/GS	PPG	RPG	APG	FG%	3FG%	FT%
2023-24	11/0	2.1	0.9	0.2	.400	.438	.000
Season Highs	Pts: 8	Reb: 4	Ast: 1	Min: 21:01			
Career Highs	Pts: 19	Reb: 6	Ast: 5	Min: 40:00			



5

TAFARA GAPARE**Forward • 6-9 • 206 • Sophomore • Wellington, New Zealand**

Year	GP/GS	PPG	RPG	BPG	FG%	3FG%	FT%
2023-24	23/9	4.5	2.9	1.1	.333	.186	.649
Season Highs	Pts: 20	Reb: 9	Blk: 4	Min: 29:01			
Career Highs	Pts: 20	Reb: 9	Blk: 5	Min: 29:01			



10

EBENEZER DOWUONA**Center • 6-11 • 230 • Senior • Accra, Ghana**

Year	GP/GS	PPG	RPG	BPG	FG%	3FG%	FT%
2023-24	18/13	1.0	1.4	0.3	.429	.000	.000
Season Highs	Pts: 2	Reb: 4	Blk: 1	Min: 20:44			
Career Highs	Pts: 11	Reb: 9	Blk: 8	Min: 46			



11

BAYE NDONGO**Forward • 6-9 • 214 • Freshman • Mboro, Senegal**

Year	GP/GS	PPG	RPG	BPG	FG%	3FG%	FT%
2023-24	23/23	12.0	8.0	1.2	.580	.300	.612
Season Highs	Pts: 22	Reb: 19	Blk: 4	Min: 41:57			
Career Highs	Pts: 22	Reb: 19	Blk: 4	Min: 41:57			



12

TYZHAUN CLAUDE**Forward • 6-7 • 226 • Senior • Goldsboro, N.C.**


Year	GP/GS	PPG	RPG	APG	FG%	3FG%	FT%
2023-24	26/4	5.0	5.2	0.7	.484	.143	.656
Season Highs	Pts: 19	Reb: 10	Ast: 3	Min: 38:18			
Career Highs	Pts: 24	Reb: 17	Ast: 3	Min: 38:18			



13

MILES KELLY**Guard • 6-6 • 180 • Junior • Stone Mountain, Ga.**

Year	GP/GS	PPG	RPG	APG	FG%	3FG%	FT%
2023-24	26/26	14.7	6.0	1.9	.370	.306	.720
Season Highs	Pts: 36	Reb: 12	Ast: 6	Min: 41:41			
Career Highs	Pts: 36	Reb: 12	Ast: 6	Min: 41:41			



14

KOWACIE REEVES, JR.**Forward • 6-7 • 202 • Junior • Macon, Ga.**

Year	GP/GS	PPG	RPG	APG	FG%	3FG%	FT%
2023-24	26/26	10.1	4.1	0.8	.409	.381	.818
Season Highs	Pts: 20	Reb: 10	Ast: 3	Min: 42:46			
Career Highs	Pts: 21	Reb: 10	Ast: 3	Min: 42:46			



23

IBRAHIMA SACKO**Forward • 6-6 • 225 • Freshman • Conakry, Guinea**

Year	GP/GS	PPG	RPG	APG	FG%	3FG%	FT%
2023-24	19/3	2.3	2.4	0.2	.500	.286	.300
Season Highs	Pts: 13	Reb: 8	Ast: 1	Min: 25:52			
Career Highs	Pts: 13	Reb: 8	Ast: 1	Min: 25:52			



24

AMAREE ABRAM**Guard • 6-4 • 195 • Sophomore • Port Arthur, Texas**

Year	GP/GS	PPG	RPG	APG	FG%	3FG%	FT%
2023-24	10/4	3.4	1.7	1.1	.262	.200	.615
Season Highs	Pts: 8	Reb: 4	Ast: 3	Min: 20:23			
Career Highs	Pts: 26	Reb: 5	Ast: 5	Min: 38			

Notes

- Has not played this season due to injury, has elected to red-shirt and return in 2023-24
- Over the last 11 games of 2022-23 - 13.3 ppg, 43.4% FG, 43.3% 3pt FG, 77.8% FT
- Finished as Tech's top 3pt FG pct. at 38.8% in all games, 42.1% in ACC games
- Tech's No. 2 scorer in ACC games - 11.4 ppg, 42.1% FG, 74.2% FT; season-high 24 pts vs. Miami, Syracuse

Notes

- Averaging 19.9 minutes and 8.4 ppg off the bench this season, 2.1-1 assist/turnover ratio
- Team's 5th-leading scorer, scoring 0.422 points per minute this season compared to 0.359 last season
- Nine double-figure scoring games in 2023-24 - career-high 21 vs. UMass, 18 pts vs. Clemson & North Carolina
- In ACC games: 8.5 ppg, 2.9 apg, 2.53-1 A/T.O. 38.9% 3pt FG

Notes

- Started last 22 games at PG position, ranks No. 2 in ACC in assist average, 7th in assist/TO ratio (2.44-1)
- Averaging 9.6 points and 5.5 assists in ACC games (No. 2 in ACC in assist avg, No. 3 in A/T.O ratio vs. ACC teams)
- 7 or more assists in seven games (Duke, Ala A&M, Penn St, Notre Dame, Virginia, Va Tech, Wake Forest)
- Seven double-figure games in the last 11 after having just two in his first 12 games

Notes

- Tech's 2nd-leading 3pt shooter by percentage (36.3% FG), missed last 3 games (injury)
- Has hit 39.2% FG in ACC games, 35.5% 3pt FG, streak of 11 straight games with a 3 snapped at NC State
- Just eight turnovers in 463 minutes this season (17 turnover-free games)
- Career high 24 points vs. UMass Lowell (7-12 FG, 5-9 3pt FG), only two double-figure games since then

Notes

- Played in 11 games off the bench, missed 12 games with ankle injury, returned at Virginia Tech (6 pts, 11 minutes)
- Season-best 8 points at Louisville (2 3-pt FG)
- Graduate transfer from Air Force studying operations research at Georgia Tech
- Made eight starts in 70 games, averaging 5.0 ppg over 4 seasons at Air Force

Notes

- Started first three games (2 total pts, 2.0 rpg, 1-9 FG), DNP next 3, played last 20
- Scored career-high 20 points with 6 rebounds to lead Tech past Penn State on Dec. 16
- Started four ACC games (at Duke, at Louisville, at Notre Dame, Syracuse) - 20 total points (10 vs. Syracuse)
- Name pronounced "tuh-FAR-uh guh-PAR-ee"

Notes

- Played in 18 games (9.7 mpg), starting 13 (Tech 7-6 in those games), missed last 3 games (injury)
- Former 4-star HS prospect who attended The Heritage School in Georgia, transfer from NC State
- Best season with Wolfpack was 2021-22, started 27 games, 4.1 ppg, 4.1 rpg, 1.7 blocks, 54 blocks
- Surname pronounced "duh-WANNA"

Notes

- Missed first 3 games (inj), started last 23, Tech's rebounding and blocked shot leader and 2nd-leading scorer
- Averaging 12.7 ppg, 7.1 rpg, 57.7% FG, 16 total blocked shots ACC games
- No. 7 in ACC in rebound average, No. 7 in off reb avg, No. 3 in FG pct., No. 10 in blocks per game
- Named ACC Rookie of the Week 3 times following performances vs. Duke, Penn State, Diamond Head Classic

Notes

- Tech's 3rd-leading rebounder, No. 8 in ACC in offensive rebounds (2.48 per game)
- 4.5 ppg, 4.8 rpg, 50% FG, 10 blocks in ACC games
- 6.0 rpg last six games, 75.8% FT (25-of-33) last 11 games
- Transfer from Western Carolina who also played two seasons at Morehead State (DNP due to injury in 2020-21)

Notes

- Averaging 14.7 ppg, 6.1 rpg, 41.4% FG, 37.0% 3pt FG in ACC games
- Seven 20-pt games this season, including career-high 36 at Louisville (11-20 FG, 6-11 3pt FG, 8-10 FT)
- Has four double-doubles (Mississippi State, at Duke, at NC State, Syracuse)
- Double figures in all but four games this season (UMass, Virginia, Pitt, Wake Forest)

Notes

- One of 2 players to start every game (also Kelly), No. 2 on team in minutes (29.7 per game)
- Double figure points in 12 games, leads team in 3pt pct. (.381), No. 2 in FT pct. (.818)
- Averaging 9.1 ppg, 3.5 rpg, 39.7% FG, 41.1% 3pt FG in ACC games
- No. 13 in the ACC in 3pt FG percentage in ACC games

Notes

- Seen action in 19 games, 10 ACC (11.3 min per game), season-highs 8 rebs vs. UML, 13 pts at Notre Dame
- Rated a top-3 player out of Canada by recruiting analyst Josh Millican
- Earned OSBA first-team all-star and defensive player of the year honors at J. Addison School in 2022-23
- Name pronounced "ee-bruh-HEE-muh SOCK-oh"

Notes

- Started first 4 games (16.0 minutes, 5.0 ppg, 2.0 apg), played only six of last 18 games
- Former four-star guard prospect out of Texas who transferred from Ole Miss following his freshman season
- Fourth on the team in scoring and second in assists, second on the team with 39 three pointers made
- First name pronounced "uh-MAR-ee"