

CAROLINA

MEN'S BASKETBALL

2023-24 SCHEDULE

10-3, 2-0 ACC

(6-0 Home, 1-0 Away, 3-3 Neutral)

NOVEMBER (AP rankings)

6	Radford (19/-)	W, 86-70	ACCN
12	Lehigh (19/-)	W, 90-68	ACCN
17	UC Riverside (20/-)	W, 77-52	ACCN
22	% vs. Northern Iowa (14/-)	W, 91-69	ESPN
23	% vs. Villanova (14/-)	L, 81-83 (ot)	ESPN
24	% vs. Arkansas (14/20)	W, 87-72	ESPN2
29	# Tennessee (17/10)	W, 100-92	ESPN

DECEMBER

2	Florida State (17/-)	W, 78-70.	ACCN
5	@ vs. Connecticut (10/5)	L, 76-87	ESPN
16	! vs. Kentucky (9/14)	L, 83-87	CBS
20	& vs. Oklahoma (11/7)	W, 81-69	ESPN
29	Charleston Southern (9/-)	W, 105-60	ACCN

JANUARY

2	at Pittsburgh (8/-)	W, 70-57	ESPN
6	at Clemson (8/16)	Noon	ESPN2
10	at NC State	8 p.m.	ESPN
13	Syracuse	Noon	ESPN
17	Louisville	9 p.m.	ACCN
20	at Boston College	2:15 p.m.	The CW
22	Wake Forest	7 p.m.	ESPN
27	at Florida State	2 p.m.	ESPN/2
30	at Georgia Tech	7 p.m.	ESPN/2U

FEBRUARY

3	Duke	6:30 p.m.	ESPN
6	Clemson	7 p.m.	ESPN/2U
10	at Miami	4 p.m.	ESPN/2
13	at Syracuse	7 p.m.	ESPN/2U
17	Virginia Tech	2 p.m.	ACCN
24	at Virginia	2 or 4 p.m.	ESPN/2
26	Miami	7 p.m.	ESPN

MARCH

2	NC State	4 p.m.	ESPN
5	Notre Dame	7 p.m.	ACCN
9	at Duke	6:30 p.m.	ESPN
12-16	* ACC Tournament		

SITE/SPECIAL EVENT KEY

% Battle 4 Atlantis, Paradise Island, Bahamas

ACC-SEC Challenge, Chapel Hill

@ Jimmy V Classic, New York, N.Y.

! CBS Sports Classic, Atlanta, Ga.

& Jumpman Invitational, Charlotte, N.C.

* ACC Tournament, Washington, D.C.

All Times Eastern

UNC SPORTS INFORMATION/MEDIA RELATIONS

Senior Associate AD (contact for Hubert Davis)

Steve Kirschner

Direct Office Phone: (919) 962-7258

Cell Phone: (919) 475-2695

Email: stevekirschner@unc.edu

Director of Website Management/Media Relations

(contact for player interviews) Matt Bowers

Cell Phone: (919) 619-7021

Email: mattbowers@unc.edu

Office Location

Woody Durham Media & Communications Center

2nd Floor, 380 Skipper Bowles Drive

Web Site: GoHeels.com

Carolina Basketball X (Twitter): @UNC_Basketball

Stats and Notes X (Twitter): @UNCMBBStats

Instagram: UNC_Basketball

YouTube: @GoHeels

7 NATIONAL CHAMPIONSHIPS: NCAA 1957, 1982, 1993, 2005, 2009, 2017; Helms 1924

21 FINAL FOURS

52 NCAA TOURNAMENT APPEARANCES

32 ACC REGULAR-SEASON CHAMPIONSHIPS

18 ACC TOURNAMENT CHAMPIONSHIPS

38 ASSOCIATED PRESS FINAL TOP-10 RANKINGS

GAME 14 at Clemson, Saturday, January 6

Littlejohn Coliseum

Clemson, S.C.

Noon, ESPN2 (Dave O'Brien, Cory Alexander)

• Carolina continues its three-game road swing to begin the new year with a noon start at Clemson on Saturday, January 6.

• The eighth-ranked Tar Heels are 10-3 overall, 2-0 in the ACC, while No. 16 Clemson is 11-2, 1-1 in league play.

• UNC is 16-3 vs. Clemson when both teams are ranked in the AP poll.

• This is the first time both are ranked since 1/30/2018, when No. 20 Clemson beat No. 19 UNC, 82-78, in Clemson.

• Carolina is in a stretch where it plays only one home game in 42 days (hosted Florida State on December 29, but doesn't return to the Smith Center until hosting Syracuse on January 13).

• Carolina is No. 11 in KenPom and No. 12 in the NET. The Tar Heels have three Quad 1 wins (through January 4 four teams have four).

• The Tar Heels are 6-0 in Chapel Hill, 3-3 at neutral sites and 1-0 on the road after Tuesday's 70-57 win at Pittsburgh.

• The Panthers are one of two common opponents for UNC and Clemson. Both teams won at Pittsburgh and both defeated Radford on their respective home courts.

• Carolina missed its first 10 field goal attempts and didn't score for more than six minutes but led by three at the half (on a buzzer-beater three by RJ Davis) and never trailed in the second half in the 70-57 win at Pittsburgh on January 2.

• Amando Bacot led UNC with 16 points, added 10 boards for his sixth double-double of the season and 74th of his career and became the seventh Tar Heel to score 2,000 career points in the win at Pittsburgh.

• The win over the Panthers was UNC's third straight road game dating back to last season in which the Tar Heels allowed fewer than 70 points (59 at Notre Dame and 66 at Florida State last season and 59 at Pittsburgh).

• Check page 16 for more details on the UNC-Pittsburgh game.

• The Clemson game is second of six ACC road games for the Tar Heels in January. It is the first time UNC has played six road games in a month since it played seven in January 1952, the Tar Heels' final season as a member of the Southern Conference.

• No. 16 Clemson is the Tar Heels' sixth ranked opponent (AP) this season. UNC played seven ranked opponents in 2022-23 (didn't play its sixth ranked opponent until 2/19/2023).

• From November 24-December 20, 2023, UNC played five consecutive non-conference games against ranked opponents for the first time in UNC history. The Tar Heels played Arkansas (20th), Tennessee (10th), UConn (5th), Kentucky (14th) and Oklahoma (7th).

• UNC is 2-0 to start ACC play for the second time under head coach Hubert Davis. UNC last started 3-0 in the ACC in 2015-16.

PROJECTED/LAST GAME STARTERS



Elliot Cadeau
No. 2
Freshman/Guard
W. Orange, N.J.

7.0 ppg
46/19 A/T/O



Cormac Ryan
No. 3
Grad/Guard
New York, N.Y.

11.1 ppg
18-64 3FG (.281)
31-34 FT (.912)



RJ Davis
No. 4
Senior/Guard
White Plains, N.Y.

21.1 ppg
38-96 3FG (.396)
56-59 FT (.949)



Armando Bacot
No. 5
Grad/F/C
Richmond, Va.

14.9 ppg
10.8 rpg
66-125 FG (.528)



Harrison Ingram
No. 55
Junior/Forward
Dallas, Texas

13.4 ppg
7.0 rpg
.441 FG
24-56 3FG (.429)

MEDIA INFORMATION



CREDENTIALS: Media seating in the Smith Center is located in section 212. Seats will be prioritized for media who regularly cover Carolina Basketball, the visiting team and national media.

Please make credential requests online at <https://bit.ly/453I90V> or click on the QR code on this page.

Single-game requests should be made at least 14 days prior to a scheduled game, especially if you want a parking pass mailed to you.

All photo/TV passes will be issued on a game-by-game basis. There are no season photo/TV passes.

Approved credentials may be picked up at media will call at Smith Center Entrance D, which will open 90 minutes before the scheduled starting time. Entrance D is closest to the reserved parking lot behind the natatorium and the Smith Center/basketball offices.

All briefcases, computer bags and photo equipment are subject to search.

MEDIA WORK ROOM: The media work room is located on the ground floor adjacent to the visiting team's locker room. Seats are assigned. Overflow seats are available in the hall outside the media room. Media may also choose to work from their seat in section 212.

MEALS: Meals are provided at most games. Check with Steve Kirschner in advance if you have questions. Soft drinks and water are available while supplies last. There is a beverage cooler located just outside the media workroom.

PHOTO SPOTS/PHOTO WORKSPACE: Photo spots are assigned by half. Note your assigned seat may change by half. Credentials for photographers and videographers will be issued on a game-by-game basis and will be numbered to match the space on the baseline where they are assigned to shoot.

Workspace for photographers and videographers will be available in or just outside the media work room on the ground floor adjacent to the visiting team's locker room.

ARENA WiFi: Wireless Internet access is available in the arena. Instructions for logging on is posted in the press room. Please do not publicize the network or password for WiFi access. Live stats are available at UNC.statbroadcast.com.

MEDIA PARKING: Media parking is located in the Bowles Lot on Skipper Bowles Drive. Parking, if requested and approved at least 14 days before the game, will either be mailed to you or you may pick up at the Athletic Communications office in advance. If you make your request fewer than 14 days before a scheduled game, we are unable to mail you the parking. To get a parking pass you would need to either pick up in person in advance or provide us your Fed Ex number. Please note, you must have a parking pass to enter the media lot on the day of a game. You can't park first and then get your parking pass at our office.

GPS Directions: Skipper Bowles Lot, S-11, UNC campus (there is no street address number for this lot).

POSTGAME INTERVIEWS: Following games at the Smith Center, Carolina head coach Hubert Davis will conduct a postgame press conference in the media workroom. UNC players will be available for interviews in the team dining room just off the home tunnel. Typically, the players will be available first followed by Davis beginning approximately 20-25 minutes after the game.

Interviews with the visiting team at the Smith Center will be handled on a per-game basis. The visiting team may use the press room for an interview with the head coach, but it may choose to do so via Zoom or make its coach and players available for questions outside their locker room.

Postgame interviews at road games will be coordinated on a game-by-game basis.

NON-GAMEDAY INTERVIEWS: Throughout the season, Davis and players will be available a day or two before select games. The schedule of these sessions will be updated throughout the season in UNC's media game notes.

Interview requests should be made through the athletic communications office. Contact Kirschner with interview requests for Coach Davis. Due to contractual obligations, Davis is unable to participate in live radio call-in shows.

Media should direct player interview requests to Matt Bowers (mattbowers@unc.edu, 919-619-7021). Player interviews typically occur before practice. Players are not available for interviews on game day or on non-practice days.

ACC COACHES ZOOM: Beginning January 8, Coach Davis will be available most Mondays for 10 minutes on the ACC media Zoom. Coaches do not participate if their teams play that evening.

2023-24 PRESS CONFERENCE SCHEDULE (subject to change)

Day	Date	Game/Event	Time	Place
Fri	Jan 5	day before at Clemson	12:45 p.m.	press room
Mon	Jan 8	ACC zoom	11:10 a.m.	
Tue	Jan 9	day before at NC State	TBA	press room
Mon	Jan 15	ACC zoom	11 a.m.	
Fri	Jan 19	day before at Boston College	TBA	press room
Fri	Jan 26	day before at Florida State	TBA	press room
Mon	Jan 29	ACC zoom	11 a.m.	
Fri	Feb 2	day before Duke	TBA	press room
Mon	Feb 5	ACC zoom	11 a.m.	
Fri	Feb 9	day before at Miami	TBA	press room
Mon	Feb 12	ACC zoom	11 a.m.	
Fri	Feb 16	day before Virginia Tech	TBA	press room
Mon	Feb 19	ACC zoom	11:10 a.m.	
Fri	Feb 23	day before at Virginia	TBA	press room
Fri	Mar 1	day before NC State	TBA	press room
Mon	Mar 4	ACC zoom	11 a.m.	
Thu	Mar 7	two days before at Duke	TBA	press room

No ACC zooms on January 22 (Wake Forest) and February 26 (Miami)



To access credential
application



To access the media central
landing page on GoHeels.com

ONLINE & SOCIAL MEDIA: Carolina's official website is GoHeels.com, which features the media guide, record book, statistics, game notes, roster, schedule, archives and other information. Archived recordings of the weekly and postgame press conferences will be posted to the site. Follow the Tar Heels on Twitter and Instagram at @UNC_Basketball. A stats and notes Twitter feed is available at @UNCMBBStats.

TAR HEEL SPORTS PROPERTIES: Jones Angell is in his 13th season as the play-by-play voice on Learfield Sports' radio broadcasts.

This season the analyst duties will rotate among several former Tar Heel players. Upcoming schedule of analysts includes: Clemson (Pete Chilcutt), NC State and Syracuse (Tyler Zeller), Louisville (Tyler Hansbrough), Boston College (Marcus Ginyard), Wake Forest (Hansbrough), Florida State and Georgia Tech (Chilcutt), Duke (Zeller), Miami (Ginyard), Syracuse (Chilcutt), Virginia Tech (Ginyard), Virginia and NC State (Zeller), Notre Dame (Chilcutt) and Duke (Zeller).

The broadcasts are engineered by Ben Alexander. Adam Lucas and Dave Nathan also serve as hosts and analysts.

WEEKLY RADIO SHOW: Jones Angell hosts Coach Davis's weekly radio show at Top of the Hill restaurant on the following dates: January 8, 15 and 24; February 5, 19 and 28; March 4 and 11. The show will be taped in studio on January 29 and February 12.

VISITING & NATIONAL RADIO LOCATIONS: Radio rights-holders for opposing teams and national radio will broadcast from booth 110 at the back of the lower grandstand in the Smith Center. UNC provides an Ethernet line and one analog phone line for your use.

ROSTERS, PRONUNCIATION GUIDE



ALPHABETICAL

No.	Player	Yr.	Pos.	Ht.	Wt.	Hometown	Previous College/High School
5	Armando Bacot	Gr.	F/C	6-11	240	Richmond, Va.	IMG Academy (Bradenton, Fla.)
2	Elliot Cadeau	Fr.	G	6-1	180	West Orange, N.J.	Link Academy (Branson, Mo.)
4	RJ Davis	Sr.	G	6-0	180	White Plains, N.Y.	Archbishop Stepinac
34	Duwe Farris	Gr.	F	6-7	210	Charlotte, N.C.	Myers Park
1	Zayden High	Fr.	F	6-9	225	San Antonio, Texas	AZ Compass Prep (Chandler, Ariz.)
55	Harrison Ingram	Jr.	F	6-7	225	Dallas, Texas	Stanford/St. Mark's School
22	Rob Landry	Sr.	G	6-4	190	Greensboro, N.C.	North Carolina School of Science & Math (Durham, N.C.)
14	Creighton Lebo	Sr.	G	6-1	180	Greenville, N.C.	Greenfield School (Wilson, N.C.)
32	James Okonkwo	Jr.	F	6-8	240	Maidenhead, England	West Virginia/Furze Platt Senior School
3	Cormac Ryan	Gr.	G	6-5	195	New York, N.Y.	Notre Dame/Milton Academy (Milton, Mass.)
7	Seth Trimble	So.	G	6-3	195	Menomonee Falls, Wis.	Menomonee Falls
13	Jalen Washington	So.	F	6-10	230	Gary, Ind.	West Side Leadership Academy
24	Jae'Lyn Withers	Gr.	F	6-9	215	Charlotte, N.C.	Louisville/North Mecklenburg (Huntersville, N.C.)
8	Paxson Wojcik	Gr.	G	6-5	195	Charleston, S.C.	Brown/La Lumiere School (La Porte, Ind.)

Head Coach: Hubert Davis (12th year at UNC, 3rd year as head coach)

Assistant Coaches: Brad Frederick (11th year at UNC, 7th year as assistant coach); Jeff Lebo (3rd year at UNC); Sean May (9th year at UNC, 3rd year as assistant coach, 1st year as JV coach)

Director of Recruiting: Pat Sullivan (7th season at UNC), **Director of Team and Player Development:** Marcus Paige (1st season at UNC), **Director of Operations:** Eric Hoots (20th year), **Director of Strength and Conditioning:** Jonas Sahrtian (20th year), **Athletics Trainer:** Doug Halverson (11th year) , **Assistant to the Director of Operations:** Kiersten Steinbacher, **Student Managers:** Ragan Copeland (head manager), Sam Combs, James Rolf Blizzard, Jordan Carrier, Will Gurganious , GW Roehner, Avery Wilkerson

NUMERICAL

No.	Player	Yr.	Pos.	Ht.	Wt.	Hometown	Previous College/High School
1	Zayden High	Fr.	F	6-9	225	San Antonio, Texas	AZ Compass Prep (Chandler, Ariz.)
2	Elliot Cadeau	Fr.	G	6-1	180	West Orange, N.J.	Link Academy (Branson, Mo.)
3	Cormac Ryan	Gr.	G	6-5	195	New York, N.Y.	Notre Dame/Milton Academy (Milton, Mass.)
4	RJ Davis	Sr.	G	6-0	180	White Plains, N.Y.	Archbishop Stepinac
5	Armando Bacot	Gr.	F/C	6-11	240	Richmond, Va.	IMG Academy (Bradenton, Fla.)
7	Seth Trimble	So.	G	6-3	195	Menomonee Falls, Wis.	Menomonee Falls
8	Paxson Wojcik	Gr.	G	6-5	195	Charleston, S.C.	Brown/La Lumiere School (La Porte, Ind.)
13	Jalen Washington	So.	F	6-10	230	Gary, Ind.	West Side Leadership Academy
14	Creighton Lebo	Sr.	G	6-1	180	Greenville, N.C.	Greenfield School (Wilson, N.C.)
22	Rob Landry	Sr.	G	6-4	190	Greensboro, N.C.	North Carolina School of Science & Math (Durham, N.C.)
24	Jae'Lyn Withers	Gr.	F	6-9	215	Charlotte, N.C.	Louisville/North Mecklenburg (Huntersville, N.C.)
32	James Okonkwo	Jr.	F	6-8	240	Maidenhead, England	West Virginia/Furze Platt Senior School
34	Duwe Farris	Gr.	F	6-7	210	Charlotte, N.C.	Myers Park
55	Harrison Ingram	Jr.	F	6-7	225	Dallas, Texas	Stanford/St. Mark's School

PRONUNCIATIONS

Armando Bacot (are-MAHN-doe BAY-cot), **Elliot Cadeau** (kuh-DOE), **Duwe Farris** (Dewey FAIR-us), **Zayden High** (ZAY-din), **Creighton Lebo** (KRAY-ton LEE-boe), **Jeff Lebo** (LEE-boe), **James Okonkwo** (oh-CON-kwo), **Cormac Ryan** (CORE-mack), **Jonas Sahrtian** (JOE-nus suh-RAY-shun), **Jalen Washington** (JAY-linn), **Jae'Lyn Withers** (JAY-linn), **Paxson Wojcik** (WO-jick); **Hometown:** Seth Trimble– Menomonee Falls, Wis. (muh-NAH-muh-nee)

	DATES OF BIRTH	AGE
Armando Bacot	March 6, 2000	23
Elliot Cadeau	September 4, 2004	19
RJ Davis	October 21, 2001	22
Duwe Farris	September 1, 2000	23
Zayden High	March 26, 2004	19
Harrison Ingram	November 27, 2002	21
Rob Landry	August 4, 2000	23
Creighton Lebo	September 8, 2001	22
James Okonkwo	October 1, 2003	20
Cormac Ryan	October 26, 1998	25
Seth Trimble	August 9, 2004	19
Jalen Washington	February 21, 2004	19
Jae'Lyn Withers	December 20, 2000	23
Paxson Wojcik	August 8, 2000	23

SOCIAL MEDIA

Armando Bacot
Elliot Cadeau
RJ Davis
Duwe Farris
Zayden High
Harrison Ingram
Rob Landry
Creighton Lebo
James Okonkwo
Cormac Ryan
Seth Trimble
Jalen Washington
Jae'Lyn Withers
Paxson Wojcik

X (TWITTER)

@iget_buckets35
@ElliotCadeau
@ariidavis_
@Duwefarris
@zaydenh1gh
@HarrisonIngram
@LeboCreighton
@kingjmo_32
@sethtrimble1
@jalen_w13
@jaelynwithers
@paxsonwojcik

INSTAGRAM

armando
elllio
ariidavis_
duwefarris
zaydenhigh
harrison.ingram
roblandry15
creighton_lebo
kingjmo_32
cormac_ryan5
sethtrim
w._jalen
jaelynwithers
paxsonwojcik

SCHEDULE



DAY	DATE	OPPONENT	SITE	TIME/RESULT	TV/Streaming
Fri	Oct 27	Saint Augustine's (exhibition)	Chapel Hill	W, 117-53	ACCNX
Mon	Nov 6	Radford	Chapel Hill	W, 86-70 (1-0)	ACC Network
Sun	Nov 12	Lehigh	Chapel Hill	W, 90-68 (2-0)	ACC Network
Fri	Nov 17	UC Riverside	Chapel Hill	W, 77-52 (3-0)	ACC Network
Bad Boy Mowers Battle 4 Atlantis (Imperial Arena)					
Wed	Nov 22	vs. Northern Iowa	Paradise Island, Bahamas	W, 91-69 (4-0)	ESPN
Thu	Nov 23	vs. Villanova	Paradise Island, Bahamas	L, 81-83, OT (4-1)	ESPN
Fri	Nov 24	vs. Arkansas	Paradise Island, Bahamas	W, 87-72 (5-1)	ESPN2
ACC-SEC Challenge					
Wed	Nov 29	Tennessee	Chapel Hill	W, 100-92 (6-1)	ESPN
Sat	Dec 2	Florida State	Chapel Hill	W, 78-70 (7-1, 1-0)	ACC Network
Jimmy V Classic (Madison Square Garden)					
Tue	Dec 5	vs. Connecticut	New York, N.Y.	L, 76-87 (7-2, 1-0)	ESPN
CBS Sports Classic (State Farm Arena)					
Sat	Dec 16	vs. Kentucky	Atlanta, Ga.	L, 83-87 (7-3, 1-0)	CBS
Jumpman Invitational (Spectrum Center)					
Wed	Dec 20	vs. Oklahoma	Charlotte, N.C.	W, 81-69 (8-3, 1-0)	ESPN
Fri	Dec 29	Charleston Southern	Chapel Hill	W, 105-60 (9-3, 1-0)	ACC Network
Tue	Jan 2	at Pittsburgh (Petersen Events Center)	Pittsburgh, Pa.	W, 70-57 (10-3, 2-0)	ESPN
Sat	Jan 6	at Clemson (Littlejohn Coliseum)	Clemson, S.C.	Noon	ESPN2
Wed	Jan 10	at NC State (PNC Arena)	Raleigh, N.C.	8 p.m.	ESPN
Sat	Jan 13	Syracuse	Chapel Hill	Noon	ESPN
Wed	Jan 17	Louisville	Chapel Hill	9 p.m.	ACC Network
Sat	Jan 20	at Boston College (Conte Forum)	Chestnut Hill, Mass.	2:15 p.m.	The CW
Mon	Jan 22	Wake Forest	Chapel Hill	7 p.m.	ESPN
Sat	Jan 27	at Florida State (Donald L. Tucker Center)	Tallahassee, Fla.	2 p.m.	ESPN or ESPN2
Tue	Jan 30	at Georgia Tech (McCamish Pavilion)	Atlanta, Ga.	7 p.m.	ESPN, ESPN2 or ESPNU
Sat	Feb 3	Duke	Chapel Hill	6:30 p.m.	ESPN
Tue	Feb 6	Clemson	Chapel Hill	7 p.m.	ESPN, ESPN2 or ESPNU
Sat	Feb 10	at Miami (Watsco Center)	Coral Gables, Fla.	4 p.m.	ESPN or ESPN2
Tue	Feb 13	at Syracuse (JMA Wireless Dome)	Syracuse, N.Y.	7 p.m.	ESPN, ESPN2 or ESPNU
Sat	Feb 17	Virginia Tech	Chapel Hill	2 p.m.	ACC Network
Sat	Feb 24	at Virginia (John Paul Jones Arena)	Charlottesville, Va.	2 or 4 p.m.	ESPN or ESPN2
Mon	Feb 26	Miami	Chapel Hill	7 p.m.	ESPN
Sat	Mar 2	NC State	Chapel Hill	4 p.m.	ESPN
Tue	Mar 5	Notre Dame	Chapel Hill	7 p.m.	ACC Network
Sat	Mar 9	at Duke (Cameron Indoor Stadium)	Durham, N.C.	6:30 p.m.	ESPN
Atlantic Coast Conference Championship (Capital One Arena)					
Tue-Sat	Mar 12-16		Washington, DC		

NCAA Tournament

First Four: March 19&20– Dayton, Ohio

First & Second Rounds: March 21&23– Charlotte, N.C.; Omaha, Neb.; Pittsburgh, Pa.; Spokane, Wash.; March 22&24– Brooklyn, N.Y.; Indianapolis, Ind.; Memphis, Tenn.; Salt Lake City, Utah

Regionals: March 28&30– East: Boston, Mass.; Los Angeles, Calif.; March 29&31– Midwest: Detroit, Mich.; Dallas, Texas

Final Four: April 6&8– Glendale, Ariz.

Home games at the Dean E. Smith Center

All times are Eastern

UNC'S RECORD WHEN ... UNDER HUBERT DAVIS

	2023-24	Total
Home	6-0	33-5
Away	1-0	13-10
Neutral	3-3	13-11
Overtime	0-1	4-2
Leads at Half	7-1	44-5
Trails at Half	2-3	12-21
Tied at Half	0-0	3-0
UNC shoots 50% or better FG	2-0	17-0
UNC shoots 40-49.9% FG	7-3	34-15
UNC shoots under 40% FG	1-0	8-11
Opponents shoot 50% or better FG	1-1	3-9
Opponents shoot 40-49.9% FG	5-1	32-14
Opponents shoot under 40% FG	4-1	24-3
UNC has more rebounds	8-1	53-15
Opponents have more rebounds	2-2	6-10
Teams have same rebounds	0-0	0-1
UNC has more offensive rebounds	8-1	41-18
Opponents have more offensive rebounds	2-2	15-7
Teams have same offensive rebounds	0-0	3-1
UNC has more turnovers	3-2	26-18
Opponents have more turnovers	7-1	24-7
Teams have same number of turnovers	0-0	9-1
UNC scores 80 or more points	7-2	34-5
UNC scores less than 80 points	3-1	25-21
UNC scores 90 or more points	4-0	16-1
UNC scores 100 or more points	2-0	5-1
Opponents score 80 or more points	1-3	10-13
Opponents score less than 80 points	9-0	49-13
Opponents score 90 or more points	1-0	1-5
Opponents score 100 or more points	0-0	0-1
OVERALL RECORD	10-3	59-26

CURRENT STREAKS

Overall	Won 3
Home	Won 6
Road	Won 3
Neutral Site	Won 1
vs. ACC Opponents (all games)	Won 2
vs. Home Non-ACC	Won 17
vs. Home ACC	Won 1
vs. Road Non-ACC	Lost 1
vs. Road ACC	Won 3
AP-ranked opponents	Won 1
Overtime	Lost 1
UNC Scores 100 Points	Won 3
UNC Scores 90 Points	Won 6
UNC Scores 80 Points	Won 2
UNC Scores Fewer than 80 Points	Won 1
UNC Scores Fewer than 70 Points	Lost 2
UNC Scores Fewer than 60 Points	Lost 5
Opponents Score 80 Points	Lost 2
UNC Leads at the Half	Won 4
Tied at the Half	Won 3
UNC Trails at the Half	Lost 2
UNC Shoots 50% Field Goals	Won 25
UNC Shoots Under 40% Field Goals	Won 1
Opponents Shoot 50% Field Goals	Lost 1
Opponents Shoot Under 40% Field Goals	Won 2
UNC Makes 7 or More 3FGs	Won 2
Opponents Make 10 or More 3FGs	Won 1
UNC Makes More 3FGs	Won 4
UNC Makes 20 Free Throws	Won 1
Opponents Make More Free Throws	Lost 3
UNC Has More Rebounds	Won 5
Opponents Have More Rebounds	Won 1
UNC Has More Turnovers	Won 1
Opponents Have More Turnovers	Won 2

STATISTICAL COMPARISON

	UNC	Clemson
Record	10-3, 2-0	11-2, 1-1
Points/Game	85.0	82.2
Scoring Defense	72.0	71.2
Scoring Margin	+13.0	+11.0
FG%	.459	.492
3FG%	.363	.390
3FGs/Game	7.8	9.7
FT%	.771	.757
FG% Defense	.409	.408
3FG% Defense	.318	.325
Oppt 3FGs/Game	8.0	8.0
Rebounds/Game	39.4	38.5
Offensive Rebs/Game	11.5	9.8
Rebound Margin	+4.5	5.8
Assists/Game	14.2	17.4
Turnovers/Game	11.3	10.6
Assists/Turnovers	1.4	1.6
Turnovers Forced/Game	12.5	9.4

KenPom.com (as of 1/5/24)

Overall Ranking	11	23
Offensive Efficiency	118.5 (11)	117.3 (17)
Defensive Efficiency	95.0 (27)	97.7 (50)
Effective FG Pct.	52.2 (107)	57.2 (13)
Turnover Pct.	13.8 (12)	15.3 (56)
Offensive Rebound Pct.	31.8 (102)	29.5 (177)
FTA/FGA	42.3 (21)	26.4 (322)
Strength of Schedule	18	33

ACC & NCAA TEAM STAT RANKINGS

Category	Value	NCAA rank	ACC rank
Scoring	85.0	20	2
Scoring Defense	72.0	197	13
Scoring Margin	+13.0	50	4
FG%	.459	130	6
3FG%	.363	78	5
3FGs/Game	7.8	144	5
FT%	.771	19	4
FG% Defense	.409	86	4
3FG% Defense	.318	134	7
Rebounds/Game	39.4	68	3
Offensive Reb/Game	11.5	120	4
Rebound Margin	+4.5	62	4
Assists/Game	14.2	133	8
Turnovers/Game	10.1	32	6
Turnovers Forced/Game	12.5	194	10
Assist/Turnovers	1.4	63	7

CAROLINA STATS IN WINS vs. LOSSES

	10 Wins	3 Losses
Points Per Game	86.5	80.0
Oppt. Points Per Game	67.9	85.7
FG%	.462	.449
Oppt. FG%	.400	.439
3FG%	.366	.353
Oppt. 3FG%	.323	.303
3FGs Per Game	7.8	8.0
Oppt. 3FGs Per Game	8.1	7.7
FT%	.792	.694
Oppt. FT%	.715	.769
Rebound Margin	+7.3	-5.0
Assists/Turnovers	141/94 (1.5)	43/37 (1.2)
Opponent A/T/O	102/131 (0.8)	45/31 (1.5)

Carolina's Top 5 Scorers 10 Wins

RJ Davis	19.8
Armando Bacot	16.4
Harrison Ingram	12.4
Cormac Ryan	9.9
Elliot Cadeau	7.8

Carolina's Top 5 Scorers 3 Losses

RJ Davis	25.3
Harrison Ingram	16.7
Cormac Ryan	14.7
Armando Bacot	10.0
Elliot Cadeau and Seth Trimble	4.3

UNC'S RECORD THIS SEASON WHEN...

	2023-24	Career
Six players score in double figures	2-0	
Five players score in double figures		
Four players score in double figures	5-0	-
Three players score in double figures	3-3	-
Two players score in double figures		
One player scores in double figures		
Bacot scores in double figures	9-1	76-33
Davis scores in double figures	9-3	56-27
Ingram scores in double figures	9-3	-
Ryan scores in double figures	5-2	-
Trimble scores in double figures	4-0	5-0
Cadeau scores in double figures	2-0	-
Washington scores in double figures	2-0	2-1
Withers scores in double figures	1-0	-
Bacot leads UNC in scoring	4-0	27-12
Davis leads UNC in scoring	6-3	17-11
Ingram leads UNC in scoring	1-0	-
Bacot w/10 or more rebounds	5-2	55-27
Bacot w/5 or more offensive rebounds	2-2	32-15
Bacot has a double-double	5-1	53-21
Davis has a double-double	1-0	4-1
Ingram has a double-double	2-0	-
Two Tar Heels have double-doubles		
Three players score 20 points	1-0	
Two or more players score 20 points	2-3	-
Bacot scores 20 or more points	4-0	25-5
Davis scores 20 or more points	6-3	16-5
Ingram scores 20 or more points	1-2	-
Bacot and Davis score 20 points	2-0	9-0
Davis and Ingram score 20 points	0-2	-
Davis scores 30 points	1-0	2-0
Davis w/more assists than turnovers	8-1	55-17
Davis w/more turnovers than assists	1-1	12-12
Davis w/five or more assists	3-0	22-4
Cadeau w/more assists than turnovers	6-3	-
Cadeau w/more turnovers than assists	3-0	-
Cadeau w/five or more assists	2-2	-
Davis makes multiple 3FGs	8-3	43-15
Ingram makes multiple 3FGs	4-2	-
Ryan makes multiple 3FGs	4-2	-
Trimble makes multiple 3FGs	1-0	1-0
Washington makes multiple 3FGs	2-0	2-0
Davis, Ingram & Ryan make multiple 3FGs	2-1	-

2023-24

UNC scores more 2nd chance points	9-0
Oppt scores more 2nd chance points	0-3
2nd chance points equal	1-0
UNC scores more points off turnovers	8-0
Oppt scores more points off turnovers	2-3
Points off turnovers equal	0-0
UNC scores more fastbreak points	9-2
Oppt scores more fastbreak points	1-1
Fastbreak points equal	0-0
UNC scores more points in the paint	7-0
Oppt scores more points in the paint	3-1
Points in the paint equal	0-2
UNC scores more bench points	8-0
Oppt scores more bench points	2-3
Bench points equal	0-0

CAROLINA BASKETBALL HISTORICAL FACTS & FIGURES

ACC Regular-Season Titles (32)

1956, 1957, 1959, 1960, 1961, 1967, 1968, 1969, 1971, 1972, 1976, 1977, 1978, 1979, 1982, 1983, 1984, 1985, 1987, 1988, 1993, 1995, 2001, 2005, 2007, 2008, 2009, 2011, 2012, 2016, 2017, 2019

ACC Tournament Record: 106-51 (.675)

ACC Tournament Titles (18)

1957, 1967, 1968, 1969, 1972, 1975, 1977, 1979, 1981, 1982, 1989, 1991, 1994, 1997, 1998, 2007, 2008, 2016

NCAA Tournament Record: 131-49 (.728)

NCAA Tournament Appearances (52)

1941, 1946, 1957, 1959, 1967, 1968, 1969, 1972, 1975, 1976, 1977, 1978, 1979, 1980, 1981, 1982, 1983, 1984, 1985, 1986, 1987, 1988, 1989, 1990, 1991, 1992, 1993, 1994, 1995, 1996, 1997, 1998, 1999, 2000, 2001, 2004, 2005, 2006, 2007, 2008, 2009, 2011, 2012, 2013, 2014, 2015, 2016, 2017, 2018, 2019, 2021, 2022

NCAA Championships (6)

1957, 1982, 1993, 2005, 2009, 2017

NCAA Championship Game Appearances (12)

1946, 1957, 1968, 1977, 1981, 1982, 1993, 2005, 2009, 2016, 2017, 2022

NCAA Final Fours (21)

1946, 1957, 1967, 1968, 1969, 1972, 1977, 1981, 1982, 1991, 1993, 1995, 1997, 1998, 2000, 2005, 2008, 2009, 2016, 2017, 2022

NCAA Regional Final or Elite Eights (29)

1941, 1946, 1957, 1967, 1968, 1969, 1972, 1977, 1981, 1982, 1983, 1985, 1987, 1988, 1991, 1993, 1995, 1997, 1998, 2000, 2005, 2007, 2008, 2009, 2011, 2012, 2016, 2017, 2022

NCAA Regional Semifinals or Sweet 16s (37)

1941, 1946, 1957, 1967, 1968, 1969, 1972, 1975, 1977, 1981, 1982, 1983, 1984, 1985, 1986, 1987, 1988, 1989, 1990, 1991, 1992, 1993, 1995, 1997, 1998, 2000, 2005, 2007, 2008, 2009, 2011, 2012, 2015, 2016, 2017, 2019, 2022

Helms Foundation National Champions: 1924

NIT Champions: 1971

National Players of the Year (11 players, 13 seasons)

Jack Cobb 1924, George Glamack 1940-41, Lennie Rosenbluth 1957, Phil Ford 1978, James Worthy 1982, Michael Jordan 1983-84, Kenny Smith 1987, Jerry Stackhouse 1995, Antawn Jamison 1998, Sean May 2005, Tyler Hansbrough 2009

Naismith Hall of Fame (12)

Ben Carnevale 1970, Frank McGuire 1977, Dean Smith 1983, Billy Cunningham 1986, Bob McAdoo 2000, Larry Brown 2002, James Worthy 2003, Roy Williams 2007, Michael Jordan 2009, Charlie Scott 2018, Bobby Jones 2019, George Karl 2022

First-Team All-Americans 39 players, 63 times

Most Recent: Justin Jackson, 2017

Consensus First-Team All-Americans (18 players, 27 times)

Cartwright Carmichael 1923-24, Jack Cobb 1924-25-26, George Glamack 1940-41, Lennie Rosenbluth 1957, Larry Miller 1968, Robert McAdoo 1972, Phil Ford 1977-78, James Worthy 1982, Sam Perkins 1983-84, Michael Jordan 1983-84, Kenny Smith 1987, J.R. Reid 1988, Jerry Stackhouse 1995, Antawn Jamison 1998, Joseph Forte 2001, Tyler Hansbrough 2007-08-09, Brice Johnson 2016, Justin Jackson 2017

Final Four MVPs (5)

James Worthy 1982, Donald Williams 1993, Sean May 2005, Wayne Ellington 2009, Joel Berry II 2017

National Coaches of the Year (13 times)

Frank McGuire 1957, Dean Smith 1977-79-82-83, Bill Guthridge 1998, Matt Doherty 2001, Roy Williams 2005-06-09-17-19, Hubert Davis 2022

First-Team All-ACC (52 players, 80 times)

Most Recent: Armando Bacot 2022 and 2023

ACC Players of the Year (15 times)

Lennie Rosenbluth 1957, Pete Brennan 1958, Lee Shaffer 1960, Billy Cunningham 1965, Larry Miller 1967-68, Mitch Kupchak 1976, Phil Ford 1978, Michael Jordan 1984, Antawn Jamison 1998, Joseph Forte co-winner 2001, Tyler Hansbrough 2008, Ty Lawson 2009, Tyler Zeller 2012, Justin Jackson 2017

ACC Rookies of the Year (9)

Sam Perkins 1981, Michael Jordan 1982, J.R. Reid 1987, Ed Cota 1997, Joseph Forte 2000, Marvin Williams 2005, Tyler Hansbrough 2006, Brandan Wright 2007, Harrison Barnes 2011

ACC Tournament MVPs (19 times)

Lennie Rosenbluth 1957, Larry Miller 1967-68, Charles Scott 1969, Lee Dedmon 1971, Robert McAdoo 1972, Phil Ford 1975, John Kuester 1977, Dudley Bradley 1979, Sam Perkins 1981, James Worthy 1982, J.R. Reid 1989, Rick Fox 1991, Jerry Stackhouse 1994, Shammond Williams 1997, Antawn Jamison 1998, Brandan Wright 2007, Tyler Hansbrough 2008, Joel Berry II 2016

MOST POINTS — UNC, CAREER (top 70 listed)

Rank	Pts	Player
1.	2,872	Tyler Hansbrough, 2005-2009 (ACC record)
2.	2,290	Phil Ford, 1974-78
3.	2,145	Sam Perkins, 1980-84
4.	2,047	Lennie Rosenbluth, 1954-57
5.	2,015	Al Wood, 1977-81
6.	2,007	Charlie Scott, 1967-70
7.	2,003	Armando Bacot, 2019-
8.	1,982	Larry Miller, 1965-68
9.	1,974	Antawn Jamison, 1995-98
10.	1,912	Brad Daugherty, 1982-86
11.	1,863	Walter Davis, 1973-77
12.	1,844	Marcus Paige, 2012-16
13.	1,836	Bobby Lewis, 1964-67
14.	1,813	Joel Berry II, 2014-18
15.	1,788	Michael Jordan, 1981-84
16.	1,765	Mike O'Koren, 1976-80
17.	1,747	George Lynch, 1989-93
18.	1,721	Rashad McCants, 2002-05
19.	1,716	Brice Johnson, 2012-16
20.	1,709	Billy Cunningham, 1962-65
21.	1,703	Rick Fox, 1987-91
22.	1,694	Wayne Ellington, 2006-09
23.	1,636	Kenny Smith, 1983-87
24.	1,627	Eric Montross, 1990-94
25.	1,626	Justin Jackson, 2014-17
	1,626	Jawad Williams, 2001-05
27.	1,615	Hubert Davis, 1988-92
28.	1,611	Mitch Kupchak, 1972-76
29.	1,578	RJ Davis, 2020-
30.	1,567	Jeff Lebo, 1985-89
31.	1,552	J.R. Reid, 1986-89
32.	1,508	Scott Williams, 1986-90
33.	1,501	Tyler Zeller, 2008-12
34.	1,492	Donald Williams, 1991-95
35.	1,482	Kennedy Meeks, 2013-17
36.	1,476	Caleb Love, 2020-23
37.	1,469	Dennis Wuycik, 1969-72
38.	1,447	Jason Capel, 1998-2002
39.	1,444	Shammond Williams, 1994-98
40.	1,414	Deon Thompson, 2006-10
41.	1,411	Brendan Haywood, 1998-01
42.	1,392	Luke Maye, 2015-19
	1,392	Kris Lang, 1998-02
44.	1,375	Ty Lawson, 2006-09
45.	1,368	Danny Green, 2005-09
46.	1,339	Rusty Clark, 1966-69
47.	1,334	Pete Brennan, 1955-58
48.	1,316	Al Lifson, 1952-55
49.	1,296	Kevin Madden, 1985-90
50.	1,293	George Karl, 1970-73
51.	1,290	Joseph Forte, 1999-01
52.	1,287	York Larese, 1958-61
53.	1,276	Garrison Brooks, 2017-21
54.	1,267	Vince Carter, 1995-98
55.	1,264	Bobby Jones, 1971-74
56.	1,262	Ed Cota, 1996-2000
57.	1,260	Raymond Felton, 2002-05
58.	1,254	Ademola Okulaja, 1995-99
59.	1,232	James M McAdoo, 2011-14
60.	1,231	Joe Wolf, 1983-87
61.	1,228	Harrison Barnes, 2010-12
62.	1,219	James Worthy, 1979-82
63.	1,213	Sean May, 2002-05
64.	1,191	George Glamack, 1938-41
65.	1,187	Jerry Vayda, 1952-56
66.	1,165	Matt Doherty, 1980-84
67.	1,150	Pete Chilcutt, 1987-91
68.	1,128	Jeff McInnis, 1993-96
69.	1,124	John Henson, 2009-12
70.	1,113	Brian Reese, 1990-94

CAROLINA-CLEMSON RESULTS



UNC LEADS, 135-23

Date	W-L	NC	CU	Site	Rank	Date	W-L	NC	CU	Site	Rank
1-15-26	W	50	20	home, Indoor Athletic Court	— HS	1-27-82	W	77	72	home, Carmichael	2/- DES
2-26-26	W	52	21	Atlanta, Municipal Auditorium, SoCon	— HS	2-20-82	W	55	49	away, Littlejohn Coliseum	2/- DES
1-3-34	W	38	26	home, Indoor Athletic Court	— GS	2-2-83	W	84	81	away, Littlejohn Coliseum	1/- DES
1-3-36	W	24	23	home, Indoor Athletic Court	— WS	2-27-83	W	93	80	home, Carmichael	11/- DES
2-24-36	W (ot)	35	34	away, Clemson Field House	— WS	3-11-83	W	105	79	Atlanta, Omni, ACC	5/- DES
2-1-38	W	44	34	home, Indoor Athletic Court	— WS	2-1-84	W	97	75	Greensboro Coliseum	1/- DES
3-1-39	L	43	44	Raleigh, Mem. Auditorium, SoCon	— WS	2-26-84	W	82	71	away, Littlejohn Coliseum	1/- DES
2-3-40	W	39	31	away, Clemson Field House	— BL	3-9-84	W	78	66	Greensboro Coliseum, ACC	1/- DES
2-19-40	W	47	30	home, Woollen Gym	— BL	1-30-85	L	50	52	away, Littlejohn Coliseum	11/- DES
2-29-40	W	50	41	Raleigh, Mem. Auditorium, SoCon	— BL	2-23-85	W	84	50	home, Carmichael	13/- DES
2-10-41	W	76	53	home, Woollen Gym	— BL	2-1-86	W	85	67	home, Smith Center	1/- DES
1-16-42	W	54	34	away, Clemson Field House	— BL	2-12-86	W	79	64	away, Littlejohn Coliseum	1/- DES
2-2-43	W	52	33	home, Woollen Gym	— BL	1-28-87	W	108	99	away, Littlejohn Coliseum	1/14 DES
1-5-52	W	65	59	home, Woollen Gym	— TS	2-21-87	W	96	80	home, Smith Center	3/10 DES
2-16-52	L	69	77	away, Clemson Field House	— TS	2-4-88	W	88	64	away, Littlejohn Coliseum	8/- DES
12-10-52	W	82	56	home, Woollen Gym	— FM	2-28-88	W	88	52	home, Smith Center	9/- DES
1-31-53	W	91	80	away, Clemson Field House	— FM	2-1-89	L	82	85	away, Littlejohn Coliseum	3/- DES
12-19-53	W	85	48	home, Woollen Gym	— FM	2-25-89	W	100	86	home, Smith Center	5/- DES
2-13-54	W	72	56	away, Clemson Field House	— FM	1-27-90	W	83	60	home, Smith Center	— DES
12-4-54	W	99	66	home, Woollen Gym	— FM	2-24-90	L	61	69	away, Littlejohn Coliseum	-/23 DES
1-15-55	W	95	87	away, Clemson Field House	— FM	1-31-91	W	90	77	away, Littlejohn Coliseum	9/- DES
12-3-55	W	73	58	home, Woollen Gym	— FM	2-23-91	W	73	57	home, Smith Center	6/- DES
1-14-56	W (2 ot)	103	99	away, Clemson Field House	9/- FM	3-8-91	W	67	59	Charlotte Coliseum, ACC	7/- DES
12-8-56	W	94	75	Charlotte	— FM	1-9-92	W	103	69	home, Smith Center	8/- DES
1-11-57	W	86	54	home, Woollen Gym	2/- FM	2-15-92	W	80	72	away, Littlejohn Coliseum	6/- DES
3-7-57	W	81	61	Raleigh, Reynolds, ACC	1/- FM	1-16-93	W	82	72	away, Littlejohn Coliseum	5/- DES
12-7-57	W	79	55	home, Woollen Gym	— FM	2-17-93	W	80	67	home, Smith Center	3/- DES
1-18-58	W	90	81	away, Clemson Field House	6/- FM	1-15-94	W	106	62	home, Smith Center	1/- DES
3-6-58	W	62	51	Raleigh, Reynolds, ACC	13/- FM	2-17-94	L	69	77	away, Littlejohn Coliseum	2/- DES
12-3-58	W	83	67	home, Woollen Gym	— FM	1-14-95	W	83	66	away, Littlejohn Coliseum	4/18 DES
1-30-59	W	60	46	Charlotte, North-South	2/- FM	2-16-95	W	66	39	home, Smith Center	2/- DES
3-5-59	W	93	69	Raleigh, Reynolds, ACC	5/- FM	3-10-95	W	78	62	Greensboro Coliseum, ACC	4/- DES
2-8-60	W	73	54	away, Clemson Field House	17/- FM	1-14-96	W	86	53	home, Smith Center	10/16 DES
2-19-60	W	85	80	Charlotte, North-South	19/- FM	2-14-96	W	53	48	away, Littlejohn Coliseum	17/- DES
1-31-61	W	77	46	home, Woollen Gym	4/- FM	3-8-96	L	73	75	Greensboro Coliseum, ACC	20/- DES
2-18-61	W	61	55	Charlotte, North-South	7/- FM	1-26-97	W	61	48	home, Smith Center	19/2 DES
12-5-61	W	54	52	away, Clemson Field House	— DES	2-26-97	W	76	69	away, Littlejohn Coliseum	8/12 DES
2-16-62	W	69	59	Charlotte, North-South	— DES	1-3-98	W	73	70	away, Littlejohn Coliseum	1/21 BG
12-5-62	W	64	48	home, Woollen Gym	— DES	1-28-98	W	88	79	home, Smith Center	2/- BG
2-16-63	W	79	63	Charlotte, North-South	— DES	1-2-99	W	69	53	home, Smith Center	9/14 BG
12-3-63	L (2ot)	64	66	away, Clemson Field House	— DES	2-4-99	L	63	78	away, Littlejohn Coliseum	12/- BG
2-14-64	L (2ot)	90	97	Charlotte, North-South	— DES	1-6-00	W	65	45	home, Smith Center	11/- BG
12-1-64	W	77	59	home, Woollen Gym	13/- DES	2-6-00	W	73	60	away, Littlejohn Coliseum	— BG
2-20-65	W	86	84	Charlotte, North-South	— DES	1-17-01	W	92	65	home, Smith Center	6/- MD
12-1-65	L	74	84	away, Clemson Field House	— DES	2-18-01	L	65	75	away, Littlejohn Coliseum	1/- MD
2-18-66	W	70	66	Charlotte, North-South	— DES	3-9-01	W	99	81	Atlanta, Georgia Dome, ACC	6/- MD
12-1-66	W	76	65	home, Carmichael	9/- DES	1-27-02	W	87	69	away, Littlejohn Coliseum	— MD
2-18-67	L	88	92	Charlotte, North-South	4/- DES	2-27-02	W	96	78	home, Smith Center	— MD
1-13-68	W	115	83	away, Clemson Field House	3/- DES	1-14-03	W	68	66	home, Smith Center	— MD
2-16-68	W	96	74	Charlotte, North-South	3/- DES	2-15-03	L	77	80	away, Littlejohn Coliseum	— MD
12-16-68	W	90	69	home, Carmichael	2/- DES	1-31-04	L	72	81	away, Littlejohn Coliseum	12/- RW
2-15-69	W	107	81	Charlotte, North-South	2/- DES	3-2-04	W	69	53	home, Smith Center	14/- RW
3-6-69	W	94	70	Charlotte, ACC	4/- DES	1-19-05	W	77	58	away, Littlejohn Coliseum	6/- RW
1-15-70	W	96	91	away, Littlejohn Coliseum	7/- DES	2-19-05	W	88	56	home, Smith Center	4/- RW
2-13-70	W	110	66	Charlotte, North-South	10/- DES	3-11-05	W	88	81	Washington DC, MCI Center, ACC	2/- RW
1-14-71	W	92	72	home, Carmichael	15/- DES	2-4-06	W	76	61	home, Smith Center	— RW
2-13-71	W	86	48	Charlotte, North-South	11/- DES	1-17-07	W	77	55	away, Littlejohn Coliseum	4/19 RW
3-11-71	W	76	41	Greensboro Coliseum, ACC	13/- DES	1-6-08	W (ot)	90	88	away, Littlejohn Coliseum	1/19 RW
1-12-72	W	81	61	away, Littlejohn Coliseum	3/- DES	2-10-08	W (2ot)	103	93	home, Smith Center	3/- RW
2-11-72	W	73	50	Charlotte, North-South	3/- DES	3-16-08	W	86	81	Charlotte Coliseum, ACC	1/22 RW
1-10-73	W	92	58	home, Carmichael	7/- DES	1-21-09	W	94	70	home, Smith Center	5/10 RW
2-10-73	W	84	69	Charlotte, North-South	6/- DES	1-13-10	L	64	83	away, Littlejohn Coliseum	12/24 RW
1-9-74	W	102	90	away, Littlejohn Coliseum	5/- DES	1-18-11	W	75	65	home, Smith Center	— RW
2-2-74	W	61	60	home, Carmichael	4/- DES	2-12-11	W	64	62	away, Littlejohn Coliseum	20/- RW
1-9-75	W	74	72	home, Carmichael	15/- DES	3-12-11	W (ot)	92	87	Greensboro Coliseum, ACC	6/- RW
2-1-75	L	72	80	away, Littlejohn Coliseum	10/- DES	2-18-12	W	74	52	home, Smith Center	8/- RW
3-7-75	W (ot)	76	71	Greensboro Coliseum, ACC	12/14 DES	2-28-13	W	68	59	away, Littlejohn Coliseum	— RW
1-7-76	W	83	64	away, Littlejohn Coliseum	6/- DES	1-26-14	W	80	61	home, Smith Center	— RW
1-31-76	W	79	64	home, Carmichael	4/- DES	1-5-15	W	74	50	away, Littlejohn Coliseum	19/- RW
3-5-76	W	82	74	Landover, Capital Centre, ACC	4/- DES	12-30-15	W	80	69	home, Smith Center	7/- RW
1-5-77	W	91	63	Greensboro Coliseum	6/16 DES	1-3-17	W (ot)	89	86	away, Littlejohn Coliseum	14/- RW
1-29-77	L	73	93	away, Littlejohn Coliseum	4/19 DES	1-16-18	W	87	79	home, Smith Center	15/20 RW
1-4-78	W (ot)	79	77	away, Littlejohn Coliseum	2/- DES	1-30-18	L	78	82	away, Littlejohn Coliseum	19/20 RW
1-28-78	W	98	64	home, Carmichael	3/- DES	3-2-19	W	81	79	away, Littlejohn Coliseum	5/- RW
1-3-79	W	90	68	Greensboro Coliseum	5/- DES	1-11-20	L (ot)	76	79	home, Smith Center	— RW
1-27-79	L	61	66	away, Littlejohn Coliseum	2/- DES	2-2-21	L	50	63	away, Littlejohn Coliseum	— RW
1-2-80	L	76	93	away, Littlejohn Coliseum	6/- DES	2-8-22	W	79	77	away, Littlejohn Coliseum	— HD
1-26-80	W	73	70	home, Carmichael	13/12 DES	2-11-23	W	91	71	home, Smith Center	— HD
1-28-81	W	61	47	away, Littlejohn Coliseum	12/- DES						
2-21-81	W	75	61	home, Carmichael	13/- DES						

UNC at home– 60-1 (29-1 at Smith Center, 13-0 at Carmichael Auditorium, 14-0 at Woollen Gymnasium, 4-0 at Indoor Athletic Court)

UNC on the road– 41-18 (30-15 at Littlejohn Coliseum, 11-3 at Clemson Fieldhouse)

UNC at neutral sites– 34-4 (17-2 in Charlotte, 8-1 in Greensboro, 3-0 in Atlanta, 4-1 in Raleigh, 1-0 in Landover, 1-0 in Washington, D.C.)

Dean Smith vs. Clemson– 68-13

Bill Guthridge vs. Clemson– 5-1

Matt Doherty vs. Clemson– 5-2

Roy Williams vs. Clemson– 21-5

Hubert Davis vs. Clemson– 2-0

UNC in Overtime– 8-3

UNC Largest Win– 44 (110-66, 1969-70; 106-62, 1993-94)

UNC Largest Loss– 20 (73-93, 1976-77)

UNC Most Points– 115 (1967-68)



Official Basketball Box Score - Final
Clemson at North Carolina
02/11/23 Smith Center, Chapel Hill
2022-23 Men's Basketball

Game Time: 2:00 PM
Game Duration: 1:58
Attendance: 21,750

Officials: Ted Valentine, Clarence Armstrong, Jemel Spearman

Clemson - 71			Record: 18-7 (10-4)														
NO.	Name	Min	FG M-A	3P M-A	FT M-A	Rebounds OR DR TOT	Fouls FF FD	TP	AS	TO	ST	Blocks BS BA	+/-				
4	Ian Schiefelbin	F 18:21	1-3	1-2	0-0	2	5	7	1	1	3	2	1	0	0	0	-8
5	Hunter Tyson	F 31:59	1-2	1-1	0-0	1	6	7	1	0	3	0	2	1	1	1	-27
24	PJ Hall	F 25:00	7-13	2-3	2-2	1	2	3	3	4	18	0	3	0	0	0	-16
1	Chase Hunter	G 33:06	3-16	1-8	8-8	0	4	4	1	4	15	4	2	0	1	0	-25
11	Brevin Galloway	G 25:21	5-8	0-2	0-0	1	2	3	3	2	10	1	2	1	0	0	-22
0	Josh Beadle	10:49	0-1	0-1	0-0	0	0	0	0	0	0	0	1	0	0	0	6
21	Chauncey Wiggins	18:15	3-3	2-2	0-0	0	3	3	0	0	8	1	0	0	0	0	-10
2	Dillon Hunter	05:48	0-1	0-0	0-0	0	0	0	1	0	0	1	0	0	0	0	5
10	Ben Middlebrooks	14:40	2-2	0-0	4-4	0	4	4	4	3	8	1	0	0	0	0	-5
12	Alex Hernenway	04:16	1-2	0-1	0-0	0	0	0	0	0	2	1	0	0	0	0	-6
22	RJ Godfrey	11:05	0-1	0-0	2-4	0	0	0	4	3	2	0	1	1	0	0	4
14	Devin Foster	00:20	0-0	0-0	0-0	0	0	0	0	0	0	0	0	0	0	0	1
15	Jack Nauseef	00:20	0-0	0-0	0-0	0	0	0	0	0	0	0	0	0	0	0	1
20	Matt Kelly	00:20	1-1	0-0	0-0	0	0	0	0	0	2	0	0	0	0	0	1
32	Daniel Nauseef	00:20	0-0	0-0	0-0	0	0	0	0	0	0	0	0	0	0	0	1
Team						0			0	0	0	0	1	1			
Totals			24-53	7-20	16-18	5	26	31	18	17	71	11	13	3	2	1	-20

Shooting By Period			
1 st	FG%	13-29	44.8%
	3PT%	5-11	45.5%
	FT%	2-2	100%
2 nd	FG%	11-24	45.8%
	3PT%	2-9	22.2%
	FT%	14-16	87.5%
GM	FG%	24-53	45.3%
	3PT%	7-20	35.0%
	FT%	16-18	88.9%
Dead Ball Rebounds: 2.0			

North Carolina - 91													Record: 16-9 (8-6)												
NO.	Name	Min	FG	3P	FT	Rebounds	Fouls	TP	AS	TO	ST	Blocks	+/-												
			M/A	M/A	M/A	OR	DR	FF	FD			BS	BA												
5	Armando Bacot	F 30:47	8-11	0-0	3-4	5	6	11	3	5	19	0	3	2	0	1	20								
32	Pete Nance	F 18:43	0-7	0-3	0-0	1	4	5	1	1	0	1	0	0	0	0	12								
1	Leaky Black	G 30:49	3-5	1-2	0-0	2	5	7	2	0	7	2	0	1	1	1	25								
2	Caleb Love	G 34:09	7-12	6-9	3-4	0	1	1	2	5	23	4	1	0	0	0	24								
4	RJ Davis	G 29:43	5-12	4-10	3-4	0	2	2	3	5	17	4	3	0	0	0	18								
14	Puff Johnson	18:04	3-5	2-4	0-0	1	2	3	0	0	8	2	0	1	0	0	16								
11	D'Marco Dunn	09:57	2-4	1-1	0-0	0	1	1	1	0	5	3	0	0	0	0	3								
13	Jalen Washington	08:14	2-4	0-1	0-0	0	1	1	1	0	4	0	0	0	0	0	-4								
0	Seth Trimble	06:11	0-0	0-0	0-0	0	0	0	0	0	0	1	0	0	0	0	-5								
3	Dontrez Styles	05:31	0-3	0-1	0-0	1	0	1	2	0	0	0	0	0	0	0	-3								
24	Tyler Nickel	04:02	0-2	0-1	2-2	0	1	1	2	1	0	0	0	0	0	0	-4								
22	Justin McKay	02:10	2-2	1-1	1-1	0	0	0	0	1	6	0	0	0	0	0	4								
15	Rob Landry	00:20	0-0	0-0	0-0	0	0	0	0	0	0	0	0	0	0	0	-1								
25	Creighton Lebo	00:20	0-0	0-0	0-0	0	0	0	0	0	0	0	0	0	0	0	-1								
30	Jackson Watkins	00:20	0-0	0-0	0-0	0	0	0	0	0	0	0	0	0	0	0	-1								
34	Duwe Farris	00:20	0-0	0-0	0-0	0	0	0	0	0	0	0	0	0	0	0	-1								
40	Beau Maye	00:20	0-0	0-0	0-0	0	0	0	0	0	0	0	0	0	0	0	-2								
Team						1	0	1																	
Totals			32-67	15-33	12-15	11	23	34	17	18	91	17	7	4	1	2	20								

Shooting By Period			
1 st	FG%	15-32	46.9%
	3PT%	6-15	40.0%
	FT%	6-9	66.7%
2 nd	FG%	17-35	48.6%
	3PT%	9-18	50.0%
	FT%	6-6	100%
GM	FG%	32-67	47.8%
	3PT%	15-33	45.5%
	FT%	12-15	80.0%
Dead Ball Rebounds: 1.1			

	CU		UNC		Points from		CU	UNC	Period by Period Scoring			
Biggest lead	6 (1 st 16:45)		25 (2 nd 6:23)		Turnovers	7	10		1st	2nd	TOT	
Best Scoring Run	8 (1 st 16:45)		11 (2 nd 6:23)		Paint	22	30					
Lead Changes	4				Second Chance	6	11	CU	33	38	71	
Times Tied	1				Fast Breaks	0	8					
Time with Lead	07:46	30:18			Bench	22	25	UNC	42	49	91	

GAME 14 NOTEBOOK

UNC-CLEMSON SERIES

- Carolina is 135-23 all-time vs. the Tigers with wins in the last two games in the series under head coach Hubert Davis.
- The Tar Heels are 41-18 in Clemson, including 30-15 in Littlejohn Coliseum.
- Carolina and Clemson ranked eighth and 16th, respectively, in the current Associated Press poll.
- UNC is 16-3 vs. Clemson when both teams are ranked in the AP poll.
- The first time both were ranked in the AP poll was 3/7/1975 in the ACC Tournament, when No. 12 UNC beat No. 14 Clemson, 76-71, in overtime, in Greensboro.
- This is the first time both are ranked since 1/30/2018, when No. 20 Clemson beat No. 19 UNC, 82-78, in Clemson.
- Last year, the Tar Heels beat the Tigers, 91-71, in Chapel Hill on 2/11/23. Caleb Love made six of UNC's 15 three-pointers and led UNC with 23 points. Carolina committed only seven turnovers en route to its highest scoring output against the Tigers since the 2011 ACC Tournament. Armando Bacot had 19 points and 11 rebounds and RJ Davis hit four 3FGs (box score on previous page).

MILESTONE WATCH

- Armando Bacot has scored 2,003 points, seventh most all-time by a Tar Heel ... needs five points to pass Charlie Scott (2,007) for sixth and 13 to pass Al Wood (2,015) for fifth.
- Bacot has made 508 free throws...he is one of seven Tar Heels to make 500...needs five to pass Bobby Lewis (512) for fifth place.
- Bacot has blocked 185 shots ... needs six to pass Warren Martin (190) for fourth place.
- RJ Davis has made 199 three-pointers, ninth most all-time by a Tar Heel ... needs two to pass Caleb Love (200) for eighth.
- Davis has scored 1,578 points...needs 34 to pass Mitch Kupchak (1,611) for 28th place and 38 to pass Hubert Davis (1,615) for 27th.
- Davis has 351 assists...needs 20 to pass John Kuester for 22nd place in UNC history.
- Cormac Ryan scored his 1,300th career point when he scored 10 points at Pittsburgh...Ryan has 1,306 points.
- Harrison Ingram has made 96 career three-pointers...needs four for 100.
- Jae'Lyn Withers scored his 700th career point when he scored six points at Pittsburgh...Withers has 701 points.

POLLING

- Carolina is No. 8 in week nine in the Associated Press poll.
- This is the 945th time the Tar Heels are ranked in the AP poll, the second most in college basketball history.
- This is the fourth time this season (all in the last five weeks) and 693rd time (third most all-time) the AP has ranked the Tar Heels in the top 10.
- Carolina has already played the No. 4, 5, 6 and 11 teams in this week's AP poll and plays at No. 16 Clemson on Saturday.
- Carolina beat No. 5 Tennessee and No. 11 Oklahoma and lost to No. 4 UConn and No. 6 Kentucky.

RJ LEADS THE ACC

- Senior guard RJ Davis leads the ACC in scoring at 21.1 points per game and free throw shooting at 94.9%.
- The last Tar Heel to lead the ACC in scoring was Tyler Hansbrough in 2007-08. Davis led the ACC in free throw accuracy in 2022-23.
- Davis also leads Carolina in three-pointers (38) and assists (48) and is second in three-point percentage (.396) and steals (17).
- Davis is on pace for the highest scoring average by a Tar Heel since Hansbrough averaged 22.6 in 2007-08. Davis' 21.1 points per game are on pace to be the highest average by a UNC guard since Charlie Scott averaged 27.1 in 1969-70 (Scott played both shooting guard and small forward).
- Davis had 20 points, 10 assists, five steals and no turnovers in the win over Charleston Southern, becoming the first Tar Heel ever with 20/10/5/0 in a game.
- He was the first Tar Heel with a double-double in points and assists since Theo Pinson in 2018 and the first with 20 points/10 assists since Kendall Marshall at Duke in 2012.
- Davis led UNC in scoring in eight straight games from Villanova through Charleston Southern – 23 vs. Villanova, a career-high tying 30 vs. Arkansas, 27 vs. Tennessee, 27 vs. Florida State, 26 vs. UConn, 27 vs. Kentucky, 23 vs. Oklahoma and 20 vs. CSU.
- He was the first Tar Heel to lead in scoring eight straight games since Hansbrough, who led 13 games in a row in 2007-08.
- Davis scored 20 or more in eight straight games, the first to accomplish that since Hansbrough had a streak of nine consecutive games in 2008-09.
- Davis is the only current Tar Heel to score 30 points in a game, and he has done so twice – against Baylor in the 2022 NCAA second round and this season against Arkansas.
- Davis scored at least 26 points in five straight games (Arkansas through Kentucky), becoming the first Tar Heel to do that since Charlie Scott in 1969-70. Scott scored 26 or more in 12 consecutive games in 1969-70, Lennie Rosenbluth had a streak of 10 games over a two-year span from 1955-57 and Bobby Lewis did it seven straight games from 1964-66.
- Davis is UNC's all-time leader in free throw percentage at 86.5%. He began the season with the 19th-highest percentage in ACC history and has moved up to ninth.

HIGHEST FT PERCENTAGE — UNC, CAREER

Name (Years Played)	Made	Att.	Pct.
RJ Davis (2020-)	327	378	.865
Shammond Williams (1994-98)	291	343	.848
Marvin Williams (2004-05)	138	163	.847
Danny Green (2005-09)	202	239	.845
Marcus Paige (2012-16)	347	411	.844

HIGHEST FT PERCENTAGE — ACC, CAREER

Name (Years Played)	Made	Att.	Pct.
J.J. Redick, Duke, 2003-06	662	726	.912
Jack McClinton, Miami, 2007-09	332	369	.900
Scott Wood, NC State, 2010-13	233	263	.886
Malcolm Brogdon, UVA, 2013-16	422	482	.876
Charlie Davis, WF, 1969-71	578	662	.873
Joe Girard, Syri/Clemson, 2020-	324	373	.869
Roger Mason, UVA, 2000-02	318	366	.869
Luke Kennard, Duke, 2015-17	248	286	.867
RJ Davis (2020-)	327	378	.865
Trajan Langdon, Duke, 1995-99	386	448	.862

RECORDS VS. 2023-24 OPPONENTS

Arkansas	8-3
Boston College	22-6
UC Riverside	1-0
Charleston Southern	1-0
Clemson	135-23
Connecticut	5-2
Duke	143-117
Florida State	54-16
Georgia Tech	72-27
Kentucky	25-18
Lehigh	2-0
Louisville	19-7
Miami	26-10
NC State	164-80
Northern Iowa	3-1
Notre Dame	29-9
Oklahoma	4-0
Pittsburgh	16-8
Radford	3-0
Syracuse	16-6
Tennessee	11-2
Villanova	11-6
Virginia	134-62
Virginia Tech	72-17
Wake Forest	164-69

ALL-TIME RECORDS/RANKINGS

Seasons: 114

All-Time: 2353-855 (.733)

ACC Regular-Season: 743-310 (.706)

All-Time Home: 1,043-197 (.841)

Dean E. Smith Center: 469-86 (.845)

Smith Center ACC: 241-68 (.780)

Smith Center Non-Conference: 228-18 (.927)

	National Rank	Total
Wins	3rd	2,353
Winning Percentage	2nd	.733
NCAA Tournament Titles	3rd	6
Final Fours	1st	21
NCAA Tournaments	2nd	52
NCAA Tournament Games	2nd	180
NCAA Tournament Wins	2nd	131
NCAA Tournament Win Pct.	2nd	.728
ACC Regular-Season Titles	1st	32
ACC Regular-Season Wins	1st	743
ACC Tournament Titles	2nd	18
ACC Tournament Finals	1st	35
ACC Tournament Wins	2nd	106
NBA First-Round Draft Picks	3rd	54
NBA Draft Picks	3rd	118
1,000-Point Scorers	1st	81
Olympic Gold Medalists	1st	10

- Davis made 41 straight free throws from the Villanova game on November 23 to the Kentucky game. That tied Jeff Lebo's school record for consecutive makes. Davis also had a streak of 39, which he set over the last five games in the 2022 NCAA Tournament to the first four games last season. That is now tied for the fourth-longest streak by a Tar Heel.

CONSECUTIVE FREE THROWS MADE — UNC

41	RJ Davis (11/23/23-12/16/23)
41	Jeff Lebo (1/3/89-3/12/89)
40	Caleb Love (2/16/22-3/11/22)
39	RJ Davis (3/19/22-1/20/22)
39	Bobby Lewis (2/12/66-2/22/66)
34	Shammond Williams (12/16/97-1/24/98)

- Davis began his fourth season as UNC's 48th-leading scorer and has moved up 19 spots to 29th through 13 games with 1,578 points. He has passed Danny Green, Ty Lawson, Kris Lang, Luke Maye, Brendan Haywood, Deon Thompson, Jason Capel, Shammond Williams, Dennis Wuycik, Caleb Love, Kennedy Meeks, Tyler Zeller, Scott Williams, J.R. Reid and Jeff Lebo. Mitch Kupchak is 28th with 1,611 and Hubert Davis is 27th with 1,615.
- Davis is shooting career-high percentages from three-point range (.396) and the free throw line (.949).

PAIR OF ACC HONORS FOR DAVIS

- RJ Davis has won ACC Player-of-the-Week honors twice this season. He won the award following the Battle 4 Atlantis in November and Carolina's December 20 win over Oklahoma.
- Davis had 23 points, five assists, five three-pointers and no turnovers in UNC's 81-69 win over No. 7 Oklahoma on December 20.
- Davis averaged 22.0 points and led UNC in scoring with 23 points against Villanova and a career-high tying 30 in the win over Arkansas.
- Davis was one of five players named to the all-tournament team at the Battle 4 Atlantis.
- Davis is the first Tar Heel guard to win multiple ACC Player-of-the-Week honors since Joel Berry II was a four-time winner in 2016-17.
- Davis was one of the USBWA's National Players of the Week for his play vs. Oklahoma and Dick Vitale's National Player of the Week after the Charleston Southern game on December 29 when he became the first Tar Heel ever to have 20 points, 10 assists, five steals and no turnovers in a game.

BACOT AN EARLY ACC, USBWA WEEKLY WINNER

- Armando Bacot earned national player-of-the-week honors from the USBWA and Lute Olson Award and was named the ACC Player of the Week for his play in Carolina's wins over Radford and Lehigh. The grad student from Richmond, Va., averaged 23.5 points and 16.5 rebounds, made 18 of 30 from the floor (.600) and 11 of 12 free throws (.917) in the two games.
- The ACC award was the seventh of his career, the third most by a Tar Heel.

ACC PLAYER OF THE WEEK — ALL-TIME, UNC

12	Antawn Jamison, 1995-98
10	Tyler Hansbrough, 2005-09
7	Armando Bacot, 2019-
6	Phil Ford, 1974-78
5	Luke Maye, 2015-19
5	Joel Berry II, 2014-18
5	Marcus Paige, 2012-16
5	Michael Jordan, 1981-84
5	Mike O'Koren, 1976-80

ROSTER NOTES

- The average age of Carolina's 11 scholarship players at the start of the season was 21.0 years. Cormac Ryan (25), Armando Bacot (23), Paxson Wojcik (23), RJ Davis (22) and Jae'Lyn Withers (22) are the oldest; freshmen Elliott Cadeau and Zayden High are among five 19-year-olds.
- Carolina was active in the transfer portal in the offseason with five players joining the program from Brown (grad student Paxson Wojcik), Louisville (grad student Jay'Lyn Withers, Notre Dame (grad student Cormac Ryan), Stanford (junior Harrison Ingram) and West Virginia (junior James Okonkwo).
- Carolina has six players who have started 50 or more college games (144 by Bacot, 98 by Ryan, 94 by Davis, 75 by Ingram, 67 by Withers and 58 by Wojcik).
- Wojcik is the son of Doug Wojcik, who was an assistant coach for the Tar Heels from 2000-03 and was part of the staff that recruited all five starters on Carolina's 2005 NCAA championship team.
- Ingram played the last two seasons at Stanford, where he was coached by former Tar Heel assistant coach Jerod Haase.

BACOT UNC'S CHAIRMAN OF THE BOARDS

- Fifth-year grad student Armando Bacot is Carolina's all-time leader in rebounds (1,475), offensive rebounds (518), double-doubles (74) and games with 10 or more rebounds (82).
- Through 13 games this season Bacot has passed Joel Berry II, Bobby Lewis, Marcus Paige, Walter Davis, Brad Daugherty, Antawn Jamison and Larry Miller for seventh in UNC career scoring with 2,003 points. Charlie Scott (sixth with 2,007) and Al Wood (fifth with 2,015) are the next two Tar Heels ahead of Bacot on the all-time scoring list.
- Bacot has six double-doubles this season and 74 in his career. He is third in ACC history behind only Tim Duncan and Ralph Sampson.
- Bacot has 74 double-doubles in 145 games (double-doubles in 51% of his games). That is the third-highest percentage by a Tar Heel.
- Bacot set UNC single-season records in 2021-22 with 511 rebounds, 31 double-doubles, five 20-rebound games (tied), 32 games with 10 or more rebounds, rebounds in an NCAA Tournament and rebounds by a Tar Heel in the Elite 8, national semifinal and championship games.
- Bacot became the first player in NCAA Tournament history with six double-doubles in one season and tied the NCAA single-season record for double-doubles with 31 (Navy's David Robinson also had 31 in 1985-86).

DOUBLE-DOUBLES — ACC, CAREER

87	Tim Duncan, Wake Forest, 1994-97
84	Ralph Sampson, Virginia, 1980-84
74	Armando Bacot, 2019-
68	Ronnie Shavlik, NC State, 1954-56
67	Tom Burleson, NC State, 1972-74

- Bacot's 22 points against Tennessee marked his 30th career 20-point game. The Tar Heels are 25-5 when he scores 20 or more.
- Bacot led UNC with 16 points in the win at Pittsburgh, the fourth time this season and 41st time as a Tar Heel he led the team in scoring.

STAT STUFF

- Per KenPom, Carolina is 11th in the country in offensive efficiency (118.4 points per 100 possessions), 12th in turnover percentage, 21st best at getting to the free throw line and 27th in defensive efficiency (94.9).
- UNC is one of 13 teams in the top 30 in both offensive and defensive efficiency. Duke is the other ACC team in the top 30 in both.
- Carolina is third in the nation (behind Tulane and Denver) in free throws made per game at 20.2.
- Carolina is second in the ACC in scoring behind Miami at 85.0 points per game and is fourth in scoring margin at 13.0 per game.
- RJ Davis and Armando Bacot lead the ACC in scoring and rebounding, respectively. The last time two different Tar Heels led the ACC in those categories was 2003-04 (Rashad McCants in scoring, Sean May in rebounding).
- Seth Trimble made one three-pointer and scored in double figures once as a freshman. This season, he is 6 for 11 from three and has scored 10 or more points four times, including the last two games against Charleston Southern (12) and Pittsburgh (10), the first time he did that in consecutive games as a Tar Heel.
- Harrison Ingram made a career-high three 3FGs seven times during his two seasons at Stanford. He has made at least three five times this season, including 4 of 6 vs. UNI, 4 of 5 vs. Villanova, 4 of 8 against Tennessee, 3 of 4 vs. UConn and 3 of 5 vs. Charleston Southern.
- Ingram averaged 1.1 threes per game in his first two college seasons (72 in 65 games) and is averaging 1.8 this season (24 in 13).
- Ingram has improved his three-point percentage from .313 and .319 his freshman and sophomore seasons to .429 through 13 games this season. He is ninth in the ACC in three-point accuracy.
- UNC has committed fewer than 10 turnovers in each of the last three games and in seven of 13 games this season. UNC is 13th in the country in turnover percentage and 33rd in turnovers per game.
- The last time UNC committed fewer than 10 turnovers in four consecutive games was the last two games in 2022 (Final Four games vs. Duke and Kansas) and the first two games last season.
- UNC is 8-0 when it scores more points off turnovers than its opponents and 2-3 when the opponents score more points off turnovers.
- The Tar Heels are committing 10.1 turnovers per game. UNC's record low average for a season is 10.8 in 2015-16 and 2022-23.
- In Hubert Davis' three seasons as head coach, the Tar Heels have won 80.5% of games when they committed fewer than or the same number of turnovers (including 24-7 when they commit fewer). Conversely, UNC is 26-18 (59%) when it commits more turnovers than its opponents.
- RJ Davis leads UNC in plus/minus at +159. He has been +20 or better in four games this season (+25 vs. UC Riverside, +21 vs. UNI, +22 vs. Arkansas and +36 vs. CSU) and has led UNC six times.

- Carolina is shooting 77.1% from the free throw line, which is on pace for the second-highest percentage in school history.

FREE THROW PERCENTAGE – UNC, SEASON

.783	1983-84
.771	2023-24
.764	2021-22
.761	1984-85
.758	1959-60

- RJ Davis (.949) and Cormac Ryan (.912) are shooting at least 90% from the free throw line. The UNC single-season record is .911 by Shammond Williams in 1997-98.
- Davis led the ACC in free throw shooting last season (.881).
- Carolina has never had two players shoot 90% from the free throw line in the same season.

NOVEMBER SIGNEES

- Carolina signed three players in the November high school signing period: **James Brown** of Aurora, Ill. (Link Prep in Branson, Mo.), **Ian Jackson** of Bronx, N.Y. (Our Saviour Lutheran) and **Drake Powell** of Pittsboro, N.C. (Northwood).

CARTER AND DAVIS ON NAISMITH BALLOT

- Vince Carter and Walter Davis are on the 2024 ballot for the Naismith Memorial Basketball Hall of Fame.
- Carter played for Carolina from 1995-98 and a record 22 seasons in the NBA. An eight-time all-star, he is one of four NBA players with 25,000 points and 2,000 three-pointers with Reggie Miller, Paul Pierce and LeBron James.
- Davis played for UNC from 1973-77. He was a six-time NBA All-Star and is the Phoenix Suns' all-time leading scorer.
- Both won NBA Rookie-of-the-Year honors – Davis in 1978 with the Suns and Carter in 1999 with the Toronto Raptors.
- The Tar Heels are represented by 12 players and coaches in the Naismith Hall of Fame.

NBA TAR HEELS

Cole Anthony , 4th year	Orlando
Harrison Barnes , 12th year	Sacramento
Reggie Bullock , 11th year	Houston
Danny Green , 15th year	free agent
Cameron Johnson , 5th year	Brooklyn
Nassir Little , 5th year	Phoenix
Day'Ron Sharpe , 3rd year	Brooklyn
Coby White , 5th year	Chicago

The following players are playing professional basketball overseas or the G League:

Leaky Black (Charlotte Hornets/G-League, Greensboro Swarm)
Tony Bradley (G-League, Texas Legends)
Garrison Brooks (South Korea)
Ed Davis (China)
John Henson (Puerto Rico)
Isaiah Hicks (South Korea)
Baden Jackson (formerly Dexter Strickland) (Tunisia)
Justin Jackson (G-League, Texas Legends)
Joel James (Mexico)
Brice Johnson (Japan)
Christian Keeling (Sweden)
Justin Knox (South Korea)
Ty Lawson (Venezuela)
Brady Manek (Lithuania)
Sterling Manley (Dominican Republic)
Luke Maye (Turkey)
James Michael McAdoo (Japan)

Ryan McAdoo (Italy)
Kennedy Meeks (Taiwan)
Walker Miller (The Netherlands)
Pete Nance (G-League, Cleveland Charge)
Justin Pierce (Japan)
Theo Pinson (G-League, Texas Legends)
Andrew Platek (Azerbaijan)
Reyshawn Terry (Mexico)
Deon Thompson (Japan)
J.P. Tokoto (Israel)
Justin Watts (Bulgaria)
Kenny Williams (Greece)

POSTGAME NOTES



EXHIBITION: @UNC 117, SAINT AUGUSTINE'S 53

- The Tar Heels made 10 of their first 17 three-point attempts, shot 61.1% from the floor in the first half and led 65-26 after 20 minutes.
- Carolina had 23 assists on 43 field goals. All five starters and seven total players had multiple assists, led by Armando Bacot and Elliot Cadeau, who each had four.
- RJ Davis made five of his first six three-point attempts and scored 20 of his game-high 22 points in the first half.
- Davis was one of seven Tar Heels to score in double figures.
- Bacot (11/10) and freshman Zayden High (10 points, 11 rebounds, three blocks) had double-doubles.
- Harrison Ingram had 16 points, nine rebounds, three assists and three blocks.
- Creighton Lebo scored 11 points and had two assists in the final seven minutes.
- Cormac Ryan sprained his ankle late in the first half and did not return.
- Seth Trimble (lower body) and Jae'Lyn Withers (upper body) did not play.
- The Tar Heel defense held the Falcons to 26.6% shooting from the floor.
- Carolina out-scored the Falcons, 26-0, in second-chance points and 25-0 on the break.

GAME 1: @UNC 86, RADFORD 70

- Carolina improved to 102-12 overall in season openers.
- Carolina has won 19 straight season openers since losing to Santa Clara in Oakland (without starting point guard Raymond Felton) in 2004-05.
- The 86 points were the most by UNC in a season opener since defeating Northern Iowa, 86-69, in the first game in 2017-18.
- The Tar Heels' five starters (Armando Bacot, Cormac Ryan, Harrison Ingram, RJ Davis and Paxson Wojcik) entered the game with 416 combined college starts.
- Carolina improved to 464-86 in the Smith Center, including 224-18 against non-ACC opponents.
- It was Carolina's 24th straight victory when shooting over 50% from the field. The Tar Heels shot 52.5%.
- It was Carolina's 13th straight victory against a non-ACC opponent in the Smith Center.
- Bacot led Carolina with 25 points. It was his 100th double-digit scoring game, his 27th game scoring 20 or more points and his 38th game as UNC's leading scorer.
- He passed Joel Berry II for 13th in UNC career scoring.
- Bacot led Carolina with 13 rebounds. It was his 100th game as Carolina's leading rebounder.
- Bacot had five offensive rebounds, moving within two of passing Tyler Hansbrough for the most offensive rebounds at UNC (Hansbrough has 482).
- Bacot recorded the 69th double-double of his UNC career, extending his school record.
- Bacot passed Larry Miller (452) for eighth in free throws made by a Tar Heel. He was 5 for 6 from the line and has made 453 in his career.
- Bacot made 10 of 16 field goals. It was the 10th time in his career he made 10 or more field goals in a game.

- Carolina's newcomers (five transfers and two freshmen) combined for 39 points, led by 13 by Cormac Ryan and 12 by Harrison Ingram.
- Elliot Cadeau led the Heels with six assists. It is the most assists by a freshman in a Carolina debut since Bobby Frasor recorded seven against Gardner-Webb in the 2005-06 season opener.
- Sophomore Jalen Washington scored eight points. He topped that figure only one time in 20 games last season.
- Carolina held Radford below 45% (42.4%), out-rebounded the Highlanders, 37-34, and scored more points off turnovers (14-11). The Tar Heels were undefeated in 12 games last season when they hit those benchmarks.
- The Tar Heels made their first five three-point attempts and finished the game 7 for 20. Four different starters made threes for UNC, led by Ryan's three. He made three or more eight times last season while playing for Notre Dame.
- Carolina had six turnovers in the first 10 minutes of play and eight in the first half but committed only three in the second half.
- Carolina's 46 points were its most in the first half since scoring 48 against The Citadel on 12/13/22. That was the only time Carolina scored more than 46 first-half points a year ago.
- Carolina shot 55.2% from the field in the first half, its best first-half shooting performance in a season opener since shooting 74.2% in the first half against Oakland in 2013.
- Hubert Davis won his 50th game as head coach of the Tar Heels (50-23).

GAME 2: @UNC 90, LEHIGH 68

- It was the first time Carolina scored 90 points since defeating Clemson, 91-71, on 2/11/23.
- With 22 points, Bacot passed Bobby Lewis and Marcus Paige for 11th in UNC career scoring.
- Bacot (22 points) scored 20 or more points for the 28th time in his career, while Davis (22) scored 20 for the 13th time.
- It was the eighth time Davis and Bacot each scored at least 20 points in the same game. Carolina improved to 8-0 when they both score 20 or more.
- Bacot grabbed six offensive rebounds to pass Tyler Hansbrough for the most in UNC history. Bacot has 487 in 134 games, while Hansbrough had 482 in 142 games.
- Bacot now holds the UNC record for offensive rebounds per game at 3.63. Antawn Jamison is second at 3.62 per game.
- It was Bacot's third career 20/20 game. Bacot did it twice in 2021-22, when he had 29 points/22 rebounds against Virginia and 20 points/22 rebounds vs. in the NCAA East Regional final Saint Peter's.
- It was Bacot's 23rd career game with 15 or rebounds and seventh with 20 or more. Billy Cunningham is the only player in UNC history with more 20-rebound games (12 from 1962-65).
- Bacot recorded a double-double in the first half (12 pts/12 reb). Bacot was the last Tar Heel to achieve a double-double in a half, recording 10 points and 12 rebounds in the first half against Boston College on 1/17/23.
- Carolina improved to 2-0 against Lehigh. Their only other matchup was a 62-58 Carolina victory in Woollen Gym on 1/2/1941.

GAME 3: @UNC 77, UC RIVERSIDE

- Carolina allowed 52 points, the fewest since Saint Peter's scored 49 in the 2022 NCAA Elite Eight in Philadelphia.
- Bacot scored a game-high 21 points. The fifth-year grad student passed Walter Davis for 10th all-time in UNC history. He made his second three-pointer and first since at Boston College on 1/2/22.
- Bacot scored more than 20 points for the 29th time in his career and for the third straight game. Carolina improved to 24-5 when Bacot scores 20 or more points.
- It marked the third time Bacot scored over 20 points in three or more straight games. He had a five-game streak in 2022-23 and a three-game streak in 2021-22.
- Washington scored 11 points, his second career game in double figures (13 at Virginia on 1/10/23). He made his first two career three-pointers and set career highs in offensive rebounds (3) and blocks (2).
- Trimble tied his career high with 11 points. He scored 11 vs. Wake Forest on 1/4/23. It was the second time he has scored in double figures.
- Withers had a career-high three blocks.
- Cadeau scored a season-high eight points.
- Carolina's bench scored a season-high 34 points (18 and 24 in the previous two games).
- Davis's field goal with 17:01 remaining in the second half ended a 7:50 period without a field goal for Carolina dating back to the final 4:51 of the first half.
- Carolina started the second half on a 19-0 run as UC Riverside did not score until 10:33 remaining in the second half. Carolina also had a 17-0 run in the first half.
- Carolina was out-rebounded, 38-37. It was the first time Carolina was out-rebounded in a win since beating Syracuse on 1/24/23.
- It was Carolina's 15th straight win against non-ACC opponents in the Smith Center.
- It was the fourth time in the last 30-plus seasons UNC wore blue uniforms at home: vs. Duke on February 8, 2020; vs. UNCW on 12/31/2013; and vs. UConn on 12/6/1991, in the ACC/Big East Challenge.

GAME 4: UNC 91, NORTHERN IOWA 69 BATTLE 4 ATLANTIS FIRST ROUND

- Carolina scored a season-high 91 points, including 56 in the second half (most in a half through four games).
- Carolina trailed at the half for the first time this season but began the second half on a 32-6 run to go from six points behind to leading by 20 with 11:24 to play.
- Carolina improved to 5-2 all-time in the Battle 4 Atlantis. The 91 points were the most by the Tar Heels in the Bahamas in seven games.
- Carolina trailed several times in the first half by eight points. The largest deficit in its first three games was three points. UNI led 10-2 at the first TV timeout and 39-31 with 1:17 to play in the half.
- Carolina trailed 41-35 at halftime, the first time this season an opponent led at the half.
- The Tar Heels made a season-high 12 three-pointers, including a career-high four by Ingram and three by both Davis and Ryan.
- UNC was 3 of 13 from three-point range in the first half and nine of 13 in the second. It

was UNC's best three-point percentage in a half (.692) since shooting 75% (9 of 12) in the first half against Florida State on 2/12/22.

- The Tar Heels made all nine of their second-half threes in the first 11:03 of the half.
- Carolina made its first change in the starting lineup this season as Trimble made his third career start. He previously started against Notre Dame and at Virginia last season. Wojcik had started the first three games.
- Withers started the second half in place of Trimble.
- Six Tar Heels scored in double figures for the first time since 2/6/2021 at Duke.
- Ingram had game highs with 16 points and 10 rebounds for his first double-double as a Tar Heel and sixth of his career.
- Ingram made a career-high four three-pointers. He had made three seven times over his first two seasons at Stanford. He made one three in the first half and three in the first seven minutes in the second half.
- Ryan was scoreless in the first half (0-5 FG, 0-3 3FG) but hit his first three attempts in the first 3:53 of the second half to help give UNC a 51-42 lead. Ryan, who made three 3FGs in the opener vs. Radford, had missed 11 consecutive three-point attempts before making three straight to begin the second half.
- Ryan's 15 points were his season high as a Tar Heel. He also matched his previous career high with three blocked shots, all in the first half.
- Withers made his first three of the season and had a season-high five points by halftime. He finished with a season-high 11 points, his 31st career game in double figures.
- Cadeau was 5 for 9 from the floor and scored a season-high 15 points.
- Carolina forced 17 turnovers for the second game in a row and scored a season-high 25 points off UNI's 17 turnovers. It was the most points off turnovers since scoring 32 in a home win over Wake Forest early last January.
- Carolina made 27 free throws and 26 field goals. The Tar Heels had season highs in free throws made (27) and attempts (31) and shot a season-best 87.1% from the stripe.
- The Tar Heels had 14 assists on 26 field goals.
- UNI shot 60% from the floor in the first half (15 of 25), the first time an opponent shot 60% in a half since NC State shot 64.5% in the second half on 2/19/23.
- The Tar Heels then held UNI to 32.1% from the floor and made 50% from the floor in the second half.

GAME 5: VILLANOVA 83, UNC 81 (OT)

BATTLE 4 ATLANTIS SEMIFINAL

- It was Carolina's first overtime game of the season and first since beating Ohio State in New York City on 12/17/2022.
- Davis (23) and Ingram (20) led UNC in scoring, both with season highs. It was the 14th 20-point game of Davis's career and the third for Ingram. Both of Ingram's previous 20-point efforts came while playing for Stanford.
- Davis, Ingram and Ryan (18) combined to score 61 of UNC's 81 points.
- Ingram made a career-high four three-pointers for the second consecutive game. Prior to the UNI game he had made three 3FGs seven times. He was 4 for 6 from behind the arc vs. UNI and made 4 of 5 against Villanova.
- Ingram fouled out with 3:44 to play in regulation (the first time in 70 games in his career he

fouled out). He was one of three Tar Heels to foul out (also Withers with 3:08 left in the second half and Cadeau with 4:08 to play in overtime).

- Carolina was whistled for a season-high 30 fouls, most since committing 33 at Louisville on 1/31/2015.
- Villanova was 32 for 36 from the free throw line, the most made and attempted free throws by an opponent since Wake Forest was 33 for 42 last season in Winston-Salem. The Wildcats were 11 for 13 from the line in the first half, 12 of 13 in the second and 9 of 10 in overtime.
- Villanova's free throw percentage (.889) was the third-highest ever by an opponent with 36 or more attempts and sixth-best for 30 or more attempts.
- Davis passed Danny Green and Ty Lawson for 43rd in UNC history with 1,383 points. Luke Maye and Kris Lang are tied for 41st with 1,392.
- Cadeau had a game-high five assists (has eight assists and zero turnovers in the two games in the Bahamas) and led UNC in plus-minus for the first time season at +14. Cormac Ryan was next at +7.
- Bacot had a game-high and season-high 18 rebounds. It was his 24th career game with 15 or more rebounds and 12th with 18 or more.
- Carolina is 68-61 all-time in overtime games, including 4-2 under head coach Hubert Davis.
- Withers made his first start as a Tar Heel. He made 64 starts over the previous three seasons at Louisville, including 29 of 32 games in 2022-23.
- Eric Dixon led Villanova with 34 points and 10 boards. The 34 points were the most by an opponent since Wake Forest's Tyree Appleby scored 35 on 2/7/23 in Winston-Salem.
- Carolina fell to 5-3 all-time in the Battle 4 Atlantis, including 0-2 in semifinal games (lost to Michigan in the 2019 semifinal).
- Carolina led by nine points in each half. The Tar Heels led, 34-32, at the half, the first time UNC has lost when leading at the half since 1/10/23, when it led Virginia, 29-27, in Charlottesville.
- Carolina is 11-6 all-time against Villanova. This was the first time the teams have played since the 2016 NCAA championship game, which Villanova won, 77-74.

GAME 6: UNC 87, ARKANSAS 72

BATTLE 4 ATLANTIS THIRD PLACE GAME

- Davis scored 21 second-half points and tied his career high with 30. He previously scored 30 against Baylor in the second round of the 2022 NCAA Tournament.
- Davis led UNC in scoring for the second straight game, the third time this season and 22nd time in his career.
- Davis was the first Tar Heel to score 20 or more in a second half since Caleb Love had 22 at Wake Forest last season.
- Davis led the Tar Heels with 66 points in the Battle 4 Atlantis.
- Davis was 9 for 18 from the floor. He tied his career best with nine field goals (fifth time).
- Davis passed Kris Lang, Luke Maye and Brendan Haywood for 40th in UNC career scoring.
- Trimble scored a career-high 12 points. His previous was 11 twice.
- Trimble made a career-high two three-pointers. He came into the game with two career threes.
- Ingram had his second double-double in three games and the seventh of his career. He totaled 49 points in the three games in the Bahamas.

• Ingram had a game-high six assists, his first game as a Tar Heel and 22nd overall with five or more.

- Ryan did not play due to a sprained right ankle. He had started the first five games, averaging 10.8 points per game.
- Cadeau made his first collegiate start. He had seven points and three assists vs. the Razorbacks and 11 assists and one turnover in the three games in the Bahamas.
- Carolina trailed at halftime in its two wins in the Bahamas (and lost the one game it led at the break). Arkansas led, 38-35, but the Tar Heels out-scored the Razorbacks by 18 in the second half (52-34).
- Carolina committed only three turnovers and shot 58.6% from the floor in the second half. It was the highest field goal percentage in a half by the Tar Heels this season (previous 55.2% in the first half in the season opener vs. Radford).
- Bacot had one offensive rebound, the 500th of his career. He is the only Tar Heel ever with 500 offensive rebounds. He also passed 1,900 career points.
- Bacot had nine points vs. the Razorbacks. He scored eight vs. Villanova, the first time his sophomore season he had consecutive games with fewer than 10 points (Marquette and Florida State).
- Carolina improved to 6-3 in three appearances in the Battle 4 Atlantis. UNC went 2-1 in 2014, 2-1 in 2019 and 2-1 in 2023.
- Tramon Mark scored 34 of Arkansas's 72 points. It was the second consecutive game an opponent scored 34 points (Eric Dixon, Villanova).
- UNC was called for 72 fouls in the last three games, the most fouls UNC has committed over three games since committing 72 against Pittsburgh, Providence and Iowa State to end the 2013-14 season.
- Carolina has scored 80 or more points in five of its first six games this season and the first time since the 2018-19 season.
- Carolina improved to 8-3 vs. Arkansas.
- None of the 11 games have been played on either team's campus. This was the 10th different state or country in which the teams have played one another.
- Davis's 30 points were the most ever by a Tar Heel in 11 games against Arkansas (Luke Maye had 28 in 2017).
- Mark's 34 were the most ever by a Razorback vs. UNC.
- It was the first time players on both teams scored 30 since Luke Maye had 30 and RJ Barrett scored 33 at Duke on 2/20/19.

GAME 7: UNC 100, TENNESSEE 92

ACC-SEC CHALLENGE

- Tennessee entered play No. 1 in the country in defensive efficiency allowing 87.4 points per 100 possessions.
- Per KenPom's definition of possessions, Carolina's points per 100 possessions for the game was 131.5 (100 points on 76 possessions).
- Tennessee's opponents were averaging 61.5 points; the Tar Heels scored 61 in the first half.
- Carolina scored a season-high 100 points, the first time it scored 100 since a 100-67 win over The Citadel on 12/13/2022.
- It was just the second time an opponent scored 100 points vs. the Volunteers in Rick Barnes' nine seasons as head coach.
- Carolina improved to 42-27 against AP Top 10

opponents in the Smith Center.

- Carolina scored 100 points against an AP Top 10 opponent for the 12th time ever and first time since defeating Virginia Tech, 103-82, on 1/21/2019. Carolina improved to 11-1 in those 12 games.
- Carolina scored 61 points in the first half, the first time it scored more than 60 in a first half since scoring 62 against Florida State on 2/12/2022. Tennessee had not allowed more than 41 points in any half this season (Kansas).
- It was the first time an opponent scored 60 points in a half vs. Tennessee since 2006.
- Carolina shot 57.6% in the first half, the sixth time UNC shot over 50% in a half this season.
- Carolina scored 50 or more points in a half in three of the last four games.
- Carolina was 16 for 16 from the free throw line in the first half and made 32 of 38 for the game, the most the Tar Heels have both made and attempted since hitting 36 of 39 against NC State on 1/21/2023.
- UNC scored its final 13 points from the free throw line. Carolina's last field goal was a three by Davis with 6:56 to play to push the lead back to 10. It was the first time the Tar Heels didn't make a field goal in the last five minutes in a win since 3/9/2019 vs. Duke.
- Davis scored 27 points, leading the Tar Heels for the third straight game and fourth time this season. It was the 23rd time he led UNC in scoring.
- Davis made five of 11 three-point attempts, the fifth time in his career he made five or more three-pointers.
- Carolina improved to 5-0 when Davis makes five or more three-pointers.
- Davis became the fifth Tar Heel guard since 2000 to score 25 or more in consecutive games (with Joseph Forte, Marcus Paige, Coby White and Cole Anthony).
- Bacot scored 22 points and grabbed 11 rebounds for his 71st career double-double.
- Bacot passed Brad Daugherty for ninth on the all-time points list at UNC. Bacot has 1,926, Daugherty finished his career with 1,912 in four seasons.
- Bacot made a career-high 10 free throws in 13 attempts. His previous high was nine in six different games.
- Bacot and Davis both scored 20 or more points for the ninth time overall and second time this season. Carolina improved to 9-0 when both score 20 or more.
- Ingram tied his season high with 20 points, his second 20-point game of the season and fourth of his career.
- Ingram tied his career high with four threes, the third time in the last four games he made four three-pointers.
- This was the first time three Tar Heels scored 20 points since the overtime win over Ohio State on 12/17/2022.
- Cadeau had a career-high 10 assists, the first Tar Heel freshman to record double-digit assists since Marcus Paige had 10 against Florida State on 3/15/2013.
- Cadeau was the first Tar Heel to have 10 assists and zero turnovers since Paige on 2/21/2015 against Georgia Tech.
- Cadeau was the first Tar Heel to have double-digit assists since Davis had 12 against Marquette in the 2022 NCAA Tournament.
- Cadeau became the sixth Tar Heel in the last decade with 10 or more assists. That list in-

cludes Cadeau, Davis, Joel Berry II, Theo Pinson, JP Tokoto and Paige.

- Cadeau became the third Tar Heel with 10 assists and no field goals in a game (Ed Cota twice and Ty Lawson).
- Carolina came into the game averaging 13.5 assists and recorded 13 in the first half, finishing with a season-high 19.
- Carolina matched its season high with 12 three-pointers.
- The Tar Heels shot 32.1% from the floor in the second half, their lowest in a half in the first seven games.
- Hubert Davis improved to 5-3 against AP Top 10 opponents.
- Tennessee's Dalton Knecht tied the most points by an opponent in the Smith Center with 37. Knecht shares the record with Lionel Simmons of LaSalle, who scored 37 on 1/9/1988.
- Knecht's 37 are the most by an opponent since Kentucky's Malik Monk scored 47 against UNC in Las Vegas on 12/17/2016.
- Tennessee shot 55.6% from the floor, the highest percentage by an opponent in a UNC win since Pitt shot 55.6% on 1/31/2017.
- Carolina improved to 11-2 all-time against the Volunteers.

GAME 8: UNC 78, FLORIDA STATE 70

- Carolina faced a 14-point deficit, its largest deficit overcome to win since coming back from 14 down against Ohio State last season in New York.
- Carolina went on a 22-0 run in the second half, the first time the Tar Heels have scored more than 20 straight points since scoring 22 in a row against Notre Dame in the 2021 ACC Tournament (Ryan played for the Irish in that game).
- Carolina's largest lead of the game was 14 points (70-56) with 4:35 to play in the second half, completing a 28-point swing after trailing by 14 (31-45) with 17:11 to play. UNC took its first lead of the second half on a layup by Cadeau with 7:20 remaining.
- Carolina trailed by six at halftime, the third time the Heels have trailed at the half this season. Carolina has won all three games in which they have trailed at the half this season.
- Davis scored 27 points, his third straight with 27 or more points. He became the first Tar Heel score 27 or more points in three straight games since Joseph Forte in 2001.
- Davis became the 10th Tar Heel to score 27 or more points in three straight games, and the fifth to do so since 1970. Other Tar Heels with 27 or more points in three straight games were Brad Daugherty (1986), Phil Ford (1978), Charlie Scott (1970), Bobby Lewis (1965-66), Billy Cunningham (three separate times in 1964 and once in 1963), Pete Brennan (1958), Lenny Rosenbluth (three separate times in 1957, once in 1956, and once in 1955) and George Glamack (1941).
- It was the fourth straight game Davis led the Tar Heels in scoring, the first Tar Heel to do so since Armando Bacot in 2021-22 season.
- Davis scored 84 points in the last three games and 107 points in the last four (23 vs. Villanova, 30 vs. Arkansas, 27 vs. Tennessee and 27 vs. Florida State).
- Davis has made 27 free throws in a row. It is his second-longest streak, having made 37 straight free throws beginning with the last five games in 2021-22 until the fourth game of the 2022-23 season.

- Davis also had a game-high and season-high five assists. UNC improved to 20-4 in Davis' career when he has five or more assists.
- Bacot had 13 points and 13 rebounds for his 72nd career double-double, extending his school record. It was his 80th career game with 10 or more rebounds.
- Bacot blocked four shots in the first half and tied his single-game career high with six.
- Bacot went 5 for 5 from the line and improved to 39 for 46 this season, a career-best 84.8%.
- Seth Trimble scored nine points and was a game-high plus 24 in just under 14 minutes. He came into the game +22 for the season; his previous career best was plus 16 in the home win over Wake Forest last January.
- Florida State's 13-point run to end the first half and begin the second was the largest run against the Tar Heels this season.
- The Seminoles led for 19:27, the longest UNC has trailed in a game this season (previous was 16:29 in UNC's win over Northern Iowa; UNC trailed by six points at halftime against both UNI and FSU).
- Carolina shot a season-low 42.1% from the floor.
- The Tar Heels are 24-4 against the Seminoles in Chapel Hill, including 21-4 in the Smith Center.

GAME 9: UCONN 87, UNC 76

JIMMY V CLASSIC, NEW YORK, N.Y.

- UNC drops to 1-2 in the Jimmy V Classic, 30-12 in the current Madison Square Garden and 44-26 all-time in New York City.
- Davis scored a game-high 26 points. He became the fifth Tar Heel ever to score 26 or more points in four straight games and the first to do so in 53 years since Charlie Scott did it in 12 straight games in 1970. Bobby Lewis, Billy Cunningham and Lennie Rosenbluth also had streaks of at least five straight games with 26 or more points.
- Davis became the first Tar Heel to lead the team in scoring in five straight games since Justin Jackson led in six consecutive in 2016-17.
- Garrison Brooks had been the last Tar Heel to score 25 or more in four consecutive games (in 2019-20).
- Davis is the first Tar Heel to score at least 20 in five straight games since Bacot in 2022-23.
- Davis' 133 points in the last five games (23-30-27-27-26) were the most by a Tar Heel over five games since Tyler Hansbrough scored 146 in 2008 (39-23-23-32-29).
- Davis went 6 for 6 from the free throw line and has made 33 in a row.
- Davis increased his career scoring total to 1,493 points. He passed Dennis Wuycik (1,469), Caleb Love (1,476), Kennedy Meeks (1,482) and Donald Williams (1,492) to move into 33rd in UNC history. Tyler Zeller is 32nd with 1,501.
- Ingram scored 20 points and had five assists. It was his third 20-point game as a Tar Heel and fifth of his career.
- Ingram tied his career with eight field goals.
- Bacot had 13 points, 13 rebounds and a season-high five assists.
- The double-double was Bacot's third in a row, fifth of the season and 73rd of his career.
- It was Bacot's third career game with five or more assists. He had seven as a freshman against Miami and five last season in the home win over Wake Forest.

- Carolina shot a season-low 59.1% from the free throw line, missing nine of 22 attempts.
- UConn out-rebounded the Tar Heels, 43-33. The margin was the largest by an opponent this season and first time UNC was out-rebounded by double figures since Virginia Tech beat the Tar Heels on the boards, 39-25, in Blacksburg on 12/4/2022.
- The Huskies had 25 assists on 34 field goals. The 25 assists were the most by an opponent since Baylor had 27 in Carolina's NCAA Tournament second-round win in 2022.
- Carolina committed a season-low seven turnovers. It was the fourth time in nine games the Tar Heels made fewer than 10 turnovers.
- It was the first time the Tar Heels lost when committing as few as seven turnovers since they made seven in the loss at Duke last season.
- The Huskies scored 14 points off UNC's seven turnovers; the Tar Heels scored seven points off eight UConn miscues.
- UNC had won the previous six times an opponent had more turnovers.
- Carolina scored season lows with six second-chance points, seven points off turnovers and four bench points and tied its previous low with six fastbreak points (in the loss to Villanova).

GAME 10: KENTUCKY 87, UNC 83 CBS SPORTS CLASSIC, ATLANTA, GA.

- Carolina lost for the second game in a row for the first time this season.
- Carolina dropped to 6-4 in the CBS Sports Classic.
- Carolina entered the game averaging 10.1 turnovers per game. The Tar Heels committed 17 turnovers, their most since committing 18 against Alabama in November 2022.
- Davis led Carolina with 27 points. Davis has led Carolina in scoring in each of the last six games, becoming the first player to lead Carolina in scoring in six consecutive games since Justin Jackson in 2016-17.
- Davis made his first eight free throws, which extended his streak to 41 in a row, which tied the all-time UNC record (he missed his ninth attempt which ended the streak at 41). Jeff Lebo made 41 in a row in 1989.
- Davis also made 39 in row from late in the 2021-22 season to early the following season. He has two of the five longest streaks in Carolina history.
- Davis has scored 26 or more points in each of the last five games. He is the first Tar Heel to score 26 or more points in at least five straight games since 1970, when Charlie Scott did so in 12 straight games.
- Davis became the fourth player in Carolina history to have 26 or more points in five or more consecutive games. He joined Scott, Bobby Lewis (last game of the 1964-65 season, first six games in 1965-66), and Lennie Rosenbluth (last seven games in 1955-56, first three games in 1956-57).
- Davis has scored 160 points in the past six games, the most by a Tar Heel in a six-game stretch since Tyler Hansbrough scored 25, 29, 32, 23, 23, 39 for 171 total in February 2008.
- Davis scored 20 or more points for the sixth straight game, becoming the first Tar Heel to score 20 or more points in six straight games since Garrison Brooks scored over 20 points in seven straight games in 2019-20.
- Davis led UNC in rebounds with seven, the

third time in his career he led Carolina in rebounds.

- Davis also led UNC in assists with four, the fourth time he has led UNC in assists this season and 46th time his career.
- Davis is the first Tar Heel to lead the team in points, rebounds and assists since Armando Bacot last season in the home win over Boston College.
- Davis passed Tyler Zeller (1,501) and Scott Williams (1,508) for 31st in UNC all-time scoring with 1,520 points.
- Ryan scored a season-best 20 points. It was his seventh career 20-point game.
- Ryan made a season-high four three-pointers. It was the 19th time in his career he made four or more.
- Ingram scored 10 points. He is the only Tar Heel to score in double figures in all 10 games this season.
- Kentucky had 18 offensive rebounds, a dozen more than UNC, and outrebounded the Tar Heels, 42-32. It was the second straight game Carolina was out-rebounded by 10, the first time opponents accomplished that in consecutive games since the 2003 NIT (in wins vs. DePaul and Wyoming).
- Kentucky's bench outscored Carolina's, 36-14, the most UNC's bench has been outscored since Florida State outscored UNC's bench, 35-8, on 2/27/23.
- Withers came off the bench to play nearly 19 minutes and was plus 13. He had four points, three rebounds, two assists, two blocks and two steals.
- Carolina shot 53.8% from the floor in the second half. It was the fifth time in 10 games this season the Tar Heels shot at least 50% in the second half.
- Carolina dropped to 25-18 all-time against Kentucky, including 1-4 record in the CBS Sports Classic.

GAME 11: UNC 81, OKLAHOMA 69 JUMPMAN INVITATIONAL, CHARLOTTE, N.C.

- Carolina improved to 2-0 in the Jumpman Invitational (defeated Michigan last season).
- UNC did not trail for the second time this season and both games were against AP Top-10 opponents (No. 10 Tennessee and No. 7 Oklahoma).
- Carolina improved to 166-27 overall in Charlotte, including a 16-2 record in the Spectrum Center.
- UNC is 20-5 against AP-ranked opponents in Charlotte and 8-5 against AP Top-10 opponents in Charlotte.
- Davis scored 23 points, leading Carolina in scoring for the seventh game in a row. Davis became the first to lead UNC in seven consecutive games since Tyler Hansbrough led the Tar Heels in eight straight in the 2008-09 season.
- Davis is the first Tar Heel to score 20 or more points in seven straight games since Garrison Brooks scored 20 or more points in seven straight in 2019-20.
- Davis has scored 183 points in the past seven games, the most by a Tar Heel since Hansbrough scored 191 points in seven consecutive games during the 2007-08 season.
- Davis made five three-pointers, the sixth time he made five or more three-pointers in his career. Carolina improved to 6-0 when Davis makes five or more three-pointers.
- Davis tied Dante Calabria for 10th in UNC

history with 193 three-pointers. Davis passed Reggie Bullock, who made 188.

- It was Davis' seventh career game with 20 points and five assists and the first time Davis had 20/5 with zero turnovers.
- Carolina improved to 7-0 when Davis has at least 20 points and five assists (2-0 this season, also Florida State).
- Bacot scored 14 points to pass Antawn Jamison for eighth on UNC's all-time scoring list with 1,975. Jamison scored 1,974 points from 1995-98.
- Bacot was 5 for 7 from the free throw line. His fifth make was the 500th of his career. He became one of seven Tar Heels to make 500 or more free throws.
- Bacot made his third career three-pointer. He previously made one vs. Boston College in 2022 and UC Riverside earlier this season. It was the first time he made a three from the corner.
- Ingram made a career-high four steals, the most by a Tar Heel since Leaky Black had four against Boston College on 1/17/23.
- Oklahoma did not make a field goal until the 14:11 mark in the first half. It was the longest UNC held an opponent without its first field goal in a game this season.
- Carolina made a season-high 10 steals. The Tar Heels entered the game averaging 5.5 steals per game.
- Oklahoma's 18 turnovers were the most by a Carolina opponent this season and the most by the Sooners this season.
- UNC scored 24 points off turnovers, its most since scoring 25 against UNI.
- Carolina held Oklahoma to 69 points, 15 below the Sooners' average entering the game.
- The 69 points were the fewest by the Sooners this season.
- OU shot 32.3% from the floor in the first half, the lowest percentage in the first 20 minutes by an opponent to date this season.
- Carolina was 20 for 26 from the free throw line. It was the seventh time in 11 games UNC made at least 20 free throws. UNC came into the game second in the country in made free throws per game.
- The Sooners out-rebounded UNC, 41-34. It was the first time UNC was out-rebounded in three straight games since the Tar Heels lost to Alabama, Indiana and Virginia Tech last season.
- Hubert Davis improved to 6-4 against AP Top-10 opponents in his three seasons.
- Carolina improved to 4-0 all-time against Oklahoma, including wins against top-10 ranked teams three of the four games.

GAME 12: @UNC 105, CHARLESTON SOUTHERN 60

- The 105 points were a season high for UNC and the most in Hubert Davis' three seasons as head coach (previous 102 vs. College of Charleston on 11/11/2022).
- UNC scored 51 and 54 points by half. It was the first time UNC scored 50 in both halves since scoring 50 and 51 against Notre Dame on 3/10/21 in the ACC Tournament.
- The 45-point win was the largest margin of the season and the largest in Davis' three seasons. It was UNC's largest margin of victory since defeating Louisville, 99-54, on 2/20/2021.
- Carolina shot a season-best 56.2% from the floor (previous was 52.5% vs. Radford).
- UNC turned the ball over a season-low five times, which matched the fewest by a Davis team (five at Duke in 2022).

- Carolina out-rebounded CSU, 46-25. The margin (21) tied UNC's largest of the season (also 21 vs. Lehigh).
- Carolina went on a 14-0 run in the first quarter, the eighth time in 12 games UNC produced at least a 10-0 run (Lehigh, UC Riverside, UNI, Villanova, Tennessee, Florida State, Kentucky and Charleston Southern).
- The Tar Heels led by 23 at the half (51-28), their largest halftime lead of the season (previous 22 vs. Tennessee).
- It was the second game this season six Tar Heels scored in double figures (also vs. UNI).
- Carolina's 41 field goals were its most under Davis and its most since making 42 against Louisville in 2021.
- RJ Davis had 20 points, 10 assists, five steals and no turnovers. It was the first time in UNC history a player had at least 20 points, 10 assists, five steals and no turnovers.
- It was Davis' fifth career double-double but his first in points and assists. His other four were points and rebounds.
- Davis became the first Tar Heel with at least 20 points and 10 assists since Kendall Marshall 20 and 10 at Duke in 2012. Davis became the 12th Tar Heel to have 20 points and 10 assists in a game.
- It was the first double-double in points and assists by a Tar Heel since Theo Pinson had 12 points and 11 assists vs. Miami on 2/27/18.
- It was the second time in his career Davis had double-digit assists (12 vs. Marquette in 2022 NCAA Tournament first round). He is the first Tar Heel to have multiple games with 10 or more assists since Pinson.
- Davis scored 10 points prior to the first TV break at 14:30 and finished the half with a dozen.
- Davis set a career high with five steals. He tied his previous high with four in the first half.
- It was the second straight game Davis had at least 20 points, five assists and zero turnovers. He had 23 points, five assists and no turnovers vs. Oklahoma and 20 points, 10 assists and no turnovers vs. CSU.
- Davis became the first Tar Heel to score 20 or more in eight straight games since Tyler Hansbrough in 2008-09.
- Davis had as many assists (7) in the first half as CSU had turnovers (7).
- Washington scored a career-high 17 points. It was his third time in double figures as a Tar Heel (13 last year at Virginia, 11 earlier this season vs. UC Riverside). It was also the second time this season Washington hit two three-pointers in a game (also vs. UC Riverside).
- Washington also had a career-best seven rebounds in just 16 minutes.
- Washington was 5 for 5 from the floor (2 for 2 3FGs) in the first half.
- Washington finished 7 for 9 from the floor. His previous high for field goals made was five at Virginia last season.
- Bacot scored 12 first-half points to pass Larry Miller for seventh all-time in scoring by a Tar Heel with 1,987 points. Miller scored 1,982 from 1965-68.
- Ingram made three 3FGs. It was the sixth time in 12 games he made multiple threes.
- Trimble tied his career high with 12 points (also vs. Arkansas in November). He was 6 for 10 from the floor (career high for both categories) and grabbed a career-high six rebounds.
- James Okonkwo scored seven points, his first

points as a Tar Heel (this was his sixth game this season).

- Cadeau scored 13 points, two off his season high. It was the second game this season he scored in double figures (15 vs. UNI).
- CSU scored 30 of its 60 points from three-point range, but the Tar Heels out-scored the Buccaneers, 52-12, in the paint.
- Carolina's bench scored 43 points, its most in the first 12 games.

GAME 13: UNC 70, @PITTSBURGH 57

- Bacot led UNC with 16 points, becoming the seventh Tar Heel to score 2,000 career points (2,003).
- It was the first time in nine games a player other than Davis led UNC in scoring.
- Ingram grabbed a game-high and career-best 15 rebounds (previous was 11 vs. San Jose State on 11/15/2021 while playing for Stanford).
- Ingram scored a season-low seven points (2 for 14 FG) but had 15 rebounds, three assists, two blocks, no turnovers and hit a key three-pointer for a nine-point lead with 4:10 to play.
- Carolina out-rebounded Pitt by 10 (51-41).
- The Tar Heels had a season-high 16 offensive rebounds.
- The Tar Heels out-scored the Panthers, 15-1, on second-chance points. The one point was the fewest by an opponent this season.
- Carolina shot a season-low 36.5% from the floor. It was the lowest percentage in a win since shooting 33.3% at Notre Dame late last season.
- Carolina also scored a season-low 70 points, fewest in a win since beating Notre Dame, 63-59, on the road on 2/22/2023.
- UNC missed its first 10 shots from the floor, the most to begin a game since going 0 for 15 in a home loss to Georgia Tech on 1/4/2020.
- The Tar Heels held the Panthers to 30.9% from the floor, including 26.5% (9 of 34) in the second half. That was the lowest percentage in a half by an opponent this season. Pitt's 30.9% for the game was the lowest percentage shot by the Panthers to date this season.
- Pitt's 57 points were the fewest by an opponent since UC Riverside scored 52 in November.
- Carolina was 19 for 22 from the free throw line. It was UNC's second-highest percentage (.864) of the season and best since UNI.
- Bacot had 16 points and 10 rebounds for his 74th career double-double.
- Carolina improved to 5-1 this season and 53-21 all-time when Bacot has a double-double.
- Bacot made all six free throw attempts, which tied the third-most attempts without a miss in his career.
- Davis scored 15 points. His streak of 20-point games ended at eight, longest since 2008-09.
- Trimble scored 10 off the bench. It was his second consecutive game scoring in double figures.
- Trimble led UNC with nine of its 31 points in the first half. It was the first time he led UNC outright in scoring in a half (he and Bacot both had a team-high seven in the second half vs. UC Riverside).
- Trimble had six rebounds for the second consecutive game, which tied the career high he set vs. Charleston Southern.
- The Tar Heels snapped a three-game losing streak to Pittsburgh and are 16-8 all-time vs. the Panthers.
- UNC improved to 7-3 against the Panthers in Pittsburgh, including 4-3 in the Petersen Center.

- Bacot increased his career totals to 108 points and 72 rebounds vs. Pittsburgh, both the most by a Tar Heel all-time.

HEAD COACH HUBERT DAVIS



- Hubert Davis is in his third season as head coach at his alma mater and his 12th season on the Tar Heel coaching staff.
- Davis, 53 (turns 54 on May 17, 2024), led the Tar Heels to the 2022 NCAA East Regional championship, a win over Duke in a historic Final Four matchup and a berth in the national championship game in his first season as a head coach. The 1992 graduate of the University of North Carolina received two National Coach-of-the-Year awards as UNC won 17 of its last 21 games and came within a few possessions of securing the program's seventh NCAA Tournament title.
- In 2022-23, Davis joined Ben Carnevale and Bill Guthridge as the only Tar Heel head coaches to win 20 or more games in each of their first two seasons. He has compiled a 49-23 record in two seasons, including 26-14 in regular-season ACC play.
- Davis was named the 20th head coach of the UNC men's basketball program on April 5, 2021. He became the fourth former Tar Heel player to become UNC's head coach and the first Black head coach in Carolina men's basketball history.
- Davis played for Dean Smith at Carolina from 1988-92 and was an assistant coach on Roy Williams' staff from 2012-21. He played a key role coaching, recruiting and scouting and was the head coach of the UNC junior varsity program for six seasons from 2013-19.
- Davis led the Tar Heels to a 29-10 record in his rookie season as head coach. UNC went 15-5 in the ACC to tie Notre Dame for second place, just a game out of first. The Tar Heels went 7-3 on the road in league play, including five straight victories at Clemson, Louisville, Virginia Tech, NC State and fourth-ranked Duke when UNC won 11 of 13 games to conclude the regular season.
- The 29 wins were the second most by an individual in his first season as Carolina's head coach and equaled the 10th most in NCAA history for a first-year head coach.
- The Tar Heels closed the regular season scoring 55 second-half points in a 94-81 win at Duke in Mike Krzyzewski's final game at Cameron Indoor Stadium.
- Carolina trailed UCLA with two minutes left in the Sweet 16 but went on an 8-0 run to beat the Bruins and overpowered Saint Peter's, 69-49, in the regional final to send the Tar Heels to a 21st Final Four.
- Davis became just the second individual to play for and serve as head coach of the same school in Final Four history; the fourth to take his team to the national championship game in his first season as a head coach; the seventh to play in and be a head coach in the Final Four; and the 10th to lead his team to the Final Four in his first season as a head coach.
- The Tar Heels defeated Duke, 81-77, in the national semifinals, the first time the two great rivals ever played in the NCAA Tournament. The game featured a dozen ties and 18 lead changes, 13 of which came in the second half.
- Davis led Carolina to wins in March and April over the No. 4 (twice), No. 9 and No. 11-ranked teams in the AP poll. He won the Big House Gaines Award (National Sports Media Association) and John McLendon Award (CollegeInsider.com) as National Coach of the Year.
- In nine seasons on the bench with Williams, the Tar Heels played in eight NCAA Tournaments, advanced to the Final Four and national championship games in 2016 and 2017 and won the NCAA title in 2017. The Tar Heels went 228-95, including 107-60 in Atlantic Coast Conference

regular-season play, winning the regular-season ACC title in 2016, 2017 and 2019 and the ACC Tournament title in 2016.

- Davis coached 15 players who have played in the NBA, including 11 first-round draft picks – Cole Anthony, Tony Bradley, Reggie Bullock, P.J. Hairston, Justin Jackson, Brice Johnson, Cameron Johnson, Walker Kessler, Nassir Little, Day'Ron Sharpe and Coby White.

• Prior to beginning his coaching career, Davis worked for seven years with ESPN as an analyst and co-host of the College GameDay program.

• Born in Winston-Salem, N.C., Davis grew up in Burke, Va., where he attended Lake Braddock High School, the same high school UNC and US Soccer star Mia Hamm attended. Davis was a high school football teammate of future Olympic hurdles gold medalist Allen Johnson.

• Davis played in 137 games as a Tar Heel from 1988-92, during which time UNC went 102-37, won the 1989 and 1991 ACC Tournaments and played in the 1991 Final Four. He scored 1,615 points, an average of 11.8 per game. He still holds the UNC record for career three-point percentage at .435 (197 of 453). He scored in double figures 80 times with 23 games scoring 20 or more points.

• Davis averaged 21.4 points and earned second-team All-ACC honors as a senior. He scored in double figures in 32 of 33 games that season, including 20 games with 20 or more points and 30 or more in four games. He netted a career-high 35 points at Duke on March 8, 1992.

• The New York Knicks selected Davis with the 20th pick in the first round of the 1992 NBA Draft. He played 12 seasons in the NBA, scoring 5,583 points, an average of 8.2 per contest. He made 728 three-point field goals and enters the 2023-24 season second in NBA history in career three-point percentage at .441.

• Davis averaged double-figure scoring in four different seasons – a career-high 11.1 with Dallas in 1997-98 and with the Knicks in 1993-94 (11.0), 1994-95 (10.0) and 1995-96 (10.7).

• He shot 40 percent or better from three-point range in eight seasons, including 1999-2000, when he led the NBA with a career-best 49.1 percent as a Maverick.

• Davis played for NBA head coaches Pat Riley, Don Nelson, Jim Clemons, Leonard Hamilton, Doug Collins, Rick Carlisle and Larry Brown. His NBA teammates included Anthony, Chauncey Billups, Ewing, Michael Finley, Richard Hamilton, Michael Jordan, Jason Kidd, Steve Nash, Dirk Nowitzki and Rivers.

• Hubert's uncle, Walter, starred at UNC from 1973-77 and was a five-time NBA All-Star. He was the NBA Rookie of the Year in 1978 with the Phoenix Suns, who retired his jersey number.

• Davis graduated from UNC in 1992 with a degree in criminal justice. He and his wife, Leslie, have three children – Elijah, Gracie and Micah.



HUBERT DAVIS'S YEAR-BY-YEAR COACHING SUMMARY

as Head Coach		Overall			ACC		ACC	ACC	NCAA	AP	Coaches
Year	School	W	L	Pct.	W	L	Finish	Tournament	Tournament	Poll	Poll
2021-22	UNC	29	10	.744	15	5	T-2nd	1-1, Semifinals	5-1, Finals	—	2
2022-23	UNC	20	13	.606	11	9	7th	1-1, Quarterfinals	—	—	—
2023-24	UNC	10	3	.769	2	0				8	9
Head Coach Totals		59	26	.694	28	14		2-2	5-1		
as Assistant Coach		Overall			ACC		ACC	ACC	NCAA	AP	Coaches
Year	School	W	L	Pct.	W	L	Finish	Tournament	Tournament	Poll	Poll
2012-13	UNC	25	11	.694	12	6	3rd	2-1, Finals	1-1, 2nd Round	—	—
2013-14	UNC	24	10	.706	13	5	T-3rd	0-1, Quarterfinals	1-1, 2nd Round	19	21
2014-15	UNC	26	12	.684	11	7	5th	3-1, Finals	2-1, Sweet 16	15	12
2015-16	UNC	33	7	.825	14	4	1st	3-0, Champions	5-1, Final Four, 2nd	3	2
2016-17	UNC	33	7	.825	14	4	1st	1-1, Semifinals	6-0, Champions	5	1
2017-18	UNC	26	11	.703	11	7	T-3rd	3-1, Finals	1-1, 2nd Round	10	14
2018-19	UNC	29	7	.806	16	2	T-1st	1-1, Semifinals	2-1, Sweet 16	3	9
2019-20	UNC	14	19	.424	6	14	T-13th	1-1, Second Round	—	—	—
2020-21	UNC	18	11	.621	10	6	T-5th	2-1, Semifinals	0-1, 1st Round	—	—
Assistant Coach Totals		228	95	.706	107	55		16-8	18-7		



1 – ZAYDEN HIGH

6-9, 225, Freshman, Forward, San Antonio, Texas



X: @zaydenhigh
Instagram: zaydenhigh

2023-24: Played in 10 of the 13 games • Averaging 6.4 minutes with a season-high 12 vs. Lehigh and Oklahoma • Grabbed three rebounds and was a plus 5 in 12 minutes vs. the Sooners • First field goal vs. UC Riverside • Five rebounds and scored his first collegiate points against Lehigh • One rebound in eight minutes in his collegiate debut vs. Radford.

Prep: Played his senior year of high school at Arizona Compass Prep in Chandler, Ariz., where he

played for head coach Ed Gipson, and helped lead them to a 19-9 record • Compass advanced to the finals of the GEICO National Championships in Ft. Myers, Fla. • Most Valuable Player in the 2023 Hoop Hall Classic after Compass defeated Oak Hill Academy • Averaged 17.1 points and 9.2 rebounds over three seasons at Smithson Valley High School in Spring Beach, Texas • Averaged 21.0 points and 12.3 rebounds as a junior at Smithson Valley • Played for JL3 Elite in the Nike EYBL.

Personal: Born Michael Zayden High on 3/26/2004, in Amarillo, Texas • Son of Mike and Tawney High • His sister, Zailey, is an elite-level high school volleyball player.

2023-24	FG	3FG	FT	REB	PF	PTS	A	TO	B	S	MP
Radford	0-0	0-0	0-0	0-1-1	2	0	0	1	0	0	8
Lehigh	0-0	0-0	2-2	2-3-5	0	2	1	0	0	1	12
UC Riverside	1-1	0-0	0-1	1-0-1	3	2	0	2	0	2	11
vs. Northern Iowa	0-1	0-0	2-2	0-1-1	3	2	0	0	0	0	4
vs. Villanova	0-0	0-0	0-0	0-0-0	0	0	0	0	0	0	2
vs. Arkansas				DNP							
Tennessee	0-0	0-0	0-0	0-0-0	0	0	1	0	0	0	2
Florida State	0-0	0-0	0-0	1-0-1	0	0	0	1	0	0	2
vs. UConn				DNP							
vs. Kentucky	0-0	0-0	0-0	0-1-1	1	0	0	0	0	0	2
vs. Oklahoma	0-1	0-0	0-0	0-3-3	2	0	0	1	0	0	12
Charleston Southern	0-1	0-1	0-0	1-1-2	2	0	0	1	0	0	10
at Pittsburgh				DNP							
at Clemson											
at NC State											
Syracuse											
Louisville											
at Boston College											
Wake Forest											
at Florida State											
at Georgia Tech											
Duke											
Clemson											
at Miami											
at Syracuse											
Virginia Tech											
at Virginia											
Miami											
NC State											
Notre Dame											
at Duke											

HIGH'S STATS																
Year	GP-GS	Min.	Ave.	FGM-A	Pct.	3FGM-A	Pct.	FTM-A	Pct.	Off	Def	Reb	Ave.	A	TO	Pts
2023-24	10-0	64	6.4	1-4	.250	0-1	.000	4-5	.800	5	10	15	1.5	2	6	6



2 – ELLIOT CADEAU

6-1, 180, Freshman, Guard, West Orange, N.J.



X: @ElliotCadeau
Instagram: elllio

2023-24: Averaging 7.0 points and 3.5 assists • Second on the team with 46 assists • Has a 2.4 to 1 assist/turnover ratio • Is seventh in the ACC in assist/TO and 14th in assists per game • More assists than turnovers nine times • Started the last eight games (UNC 6-2) and has 30 assists and 11 turnovers as a starter • Scored in double figures (13) for the second time vs. Charleston Southern • Driving layup gave UNC its first lead of the second half vs. Florida State • Had 10 assists and zero turnovers in the win over No. 10 Tennessee

in a season-high 31 minutes • First Tar Heel with 10 or more assists and no turnovers since Marcus Paige in 2015 and first UNC freshman with double-digit assists since Paige in 2013 • Six first-half assists (UT had four) in helping the Tar Heels build a 61-39 lead • Joined Ed Cota (twice) and Ty Lawson as Tar Heels with 10 or more assists without a field goal • Went 5 for 8 from the line vs. the Vols (made two with 1:31 to play after UT cut the lead to six) • Averaged 8.3 points and totaled 11 assists and one turnovers in the three games in the Bahamas • Made his first start against Arkansas in the final game at Atlantis • Three-pointer late in the first half ended a 12-1 Razorback run • Made 5 of 9 field goals and scored a season-high 15 points vs. Northern Iowa • Five points and six assists in his debut vs. Radford • The six assists were the most by a freshman in the season opener since 2006 • Voted ACC Preseason Rookie of the Year by the ACC media.

Prep: Came to UNC after his junior year of high school at the Link Academy in Branson, Mo., where he played alongside 2023 signee James Brown for Coach Bill Armstrong • Link won the GEICO Nationals championship in Ft. Myers, Fla., behind his tournament-record 29 assists in three games • Played UNC teammate Zayden High's team in the finals • Second-team Max Preps All-America in 2023 after averaging 10.9 points and 7.6 assists in leading Link to a 27-1 record • Scored 16 points in the finals as Link won the Bass Pro Shops Tournament of Champions in Springfield, Mo. • Previously attended Bergen Catholic High School in Oradell, N.J., where he played for Coach Billy Armstrong • Did not play his sophomore year of high school due to an ankle injury • Played for New Heights (N.Y.) Lightning and averaged 15.7 points and 9.3 assists over the 17-game 2023 EYBL schedule • Was the offensive MVP in Dallas in the third EYBL session • Made the EYBL All-Underclassmen team in 2021, the EYBL third team in 2022 • 2020 Max Preps Freshman All-America • Plays for Sweden's national team • Was promoted to the senior team late in 2021 and made his debut vs. in 2023 vs. Germany in a World Cup qualifier • Won gold medals with the Swedish U-16 national team in the 2020 Baltic Sea Basketball Cup in Estonia, in 2021 at the U-18 Nordic Championship and in 2022 at the FIBA U-18 European Championship B Division in Romania, where he scored 36 points in the championship game • In 2022, he scored 40 points in a game and was the MVP at the U-18 Nordic Championship, where Sweden placed fourth.

Personal: Born Elliot Valentin Cadeau on Sept. 4, 2004, in Brooklyn • Son of James and Michelle Cadeau • Member of the academic honor roll • Speaks Swedish • His brother, Justin, plays tennis at Howard.

2023-24	FG	3FG	FT	REB	PF	PTS	A	TO	B	S	MP
Radford	2-6	0-1	1-3	1-1-2	2	5	6	2	0	0	20
Lehigh	3-8	0-3	1-2	0-2-2	0	7	0	2	0	1	21
UC Riverside	3-4	0-0	2-3	0-0-0	1	8	2	4	0	0	23
vs. Northern Iowa	5-9	1-4	4-5	0-2-2	0	15	3	0	1	0	23
vs. Villanova	1-4	1-1	0-2	0-0-0	5	3	5	0	0	0	17
vs. Arkansas•	2-4	1-1	2-4	1-1-2	5	7	3	1	0	0	26
Tennessee•	0-5	0-1	5-8	1-1-2	3	5	10	0	0	1	31
Florida State•	3-5	0-1	1-2	1-2-3	3	7	3	1	0	1	27
vs. UConn•	3-4	0-0	1-2	0-1-1	0	7	5	2	0	1	27
vs. Kentucky•	1-2	0-0	1-2	0-1-1	4	3	3	2	0	0	18
vs. Oklahoma•	2-7	0-1	3-4	1-1-2	3	7	1	2	0	1	20
Charleston Southern•	5-9	1-2	2-2	2-2-4	0	13	3	1	0	1	21
at Pittsburgh•	2-2	0-0	0-1	0-0-0	4	4	2	2	0	0	15
at Clemson											
at NC State											
Syracuse											
Louisville											
at Boston College											
Wake Forest											
at Florida State											
at Georgia Tech											
Duke											
Clemson											
at Miami											
at Syracuse											
Virginia Tech											
at Virginia											
Miami											
NC State											
Notre Dame											
at Duke											

CADEAU'S STATS																
Year	GP-GS	Min.	Ave.	FGM-A	Pct.	3FGM-A	Pct.	FTM-A	Pct.	Off	Def	Reb	Ave.	A	TO	Pts
2023-24	13-8	287	22.1	32-69	.464	4-14	.286	23-40	.575	7	14	21	1.6	46	19	91
																7.0



3 – CORMAC RYAN

6-5, 195, Grad Student, Guard, New York, N.Y.



Instagram: cormac_ryan5

Career: Team captain at Notre Dame in each of the previous three seasons • Has scored 1,306 points and made 231 three-pointers in 128 games over five seasons • Made 98 career starts • Played three years at the Milton Academy in Massachusetts before beginning his collegiate career at Stanford in 2018-19 (scored 14 points at UNC that season) • Transferred to Notre Dame, where he red-shirted in 2019-20 and then scored 964 points (10.5 per game) for the Irish from 2020-23 • Scored his 1,000 collegiate point on 1/21/23 against Boston College • Has scored in double figures 64 times with 20 or more points seven times • Career-high 29 points vs. Alabama in the first round of the 2022 NCAA Tournament • Scored 28 points in a 2021 win at Duke • An 81.9% shooter from the free throw line and made 34.5% from three • Made a three in 104 of 128 games, multiple threes 64 times and five or more in nine games • Two-time Academic All-ACC honoree • First name pronounced CORE-mack.

2023-24: Second on the team (and third in the ACC) in free throw shooting (91.2%), third in three-pointers (18) and fourth on the team in scoring (11.1) • Made a three in nine of his 12 games • Season-high seven rebounds vs. Oklahoma and Pittsburgh • Season highs against Kentucky with four 3FGs, eight field goals and 20 points • Was the 19th time in his career he made at least four 3FGs • Came off the bench for the first time this year and scored 15 points vs. Tennessee (two 3FGs and 7 for 7 FTs) • Did not play vs. Arkansas on November 24 after spraining his right ankle in the final seconds against Villanova • Was his first missed game since the 2020-21 season at Notre Dame • Scored 33 points (16.5 ppg) in two games in the Bahamas • Made three 3FGs in opening minutes of the second half in the win over Northern Iowa • Scored 18 points vs. Villanova, including a three-pointer with 33 seconds to play that tied the game, which went to overtime • Hit three 3FGs and scored 13 points in his Tar Heel debut vs. Radford.

2022-23 at Notre Dame: Averaged a career-best 12.3 points (19.0 in the last three games and 14.1 in the last 13), scoring in double figures 21 times, including 11 of the last 13 games • Made a career-high 63 three-pointers (2.0 per game) • Career highs in assists (79), blocks (13) and steals (41) • Made 6 of 7 from three-point range and scored a season-high 23 in Notre Dame's 70-52 win at Michigan State • Scored 20 points in head coach Mike Brey's final home game in an upset win over No. 25 Pittsburgh • Season-high six three-pointers at Michigan State and five at NC State and at home vs. Virginia Tech • Career-high eight assists vs. Louisville • Shot a career-high 82.7% from the free throw line • Had 14 points, seven rebounds, three assists and two steals vs. UNC.

2021-22 at Notre Dame: Averaged 9.2 points • Shot a career-best 40.4% from three-point range (57 of 140) • Helped lead Notre Dame to the second round of the NCAA Tournament • Scored in double figures 14

2023-24	FG	3FG	FT	REB	PF	PTS	A	TO	B	S	MP
Radford•	3-8	3-7	4-4	0-3-3	0	13	3	0	0	1	31
Lehigh•	2-7	0-3	2-2	0-2-2	1	6	3	1	0	1	25
UC Riverside•	1-6	0-4	0-0	0-3-3	2	2	3	1	1	2	22
vs. Northern Iowa•	3-12	3-8	6-6	0-4-4	1	15	2	1	3	1	28
vs. Villanova•	7-12	2-6	2-3	1-2-3	3	18	1	3	0	1	38
vs. Arkansas	DNP right ankle										
Tennessee	3-9	2-6	7-7	1-1-2	5	15	1	1	0	0	24
Florida State•	2-9	2-7	2-3	0-6-6	1	8	1	3	0	2	32
vs. UConn•	3-10	0-6	0-0	0-0-0	2	6	0	1	0	0	24
vs. Kentucky•	8-12	4-7	0-0	0-4-4	1	20	0	2	0	1	33
vs. Oklahoma•	4-10	1-5	4-5	0-7-7	1	13	0	1	0	2	36
Charleston Southern•	3-7	1-3	0-0	0-3-3	2	7	1	0	2	1	23
at Pittsburgh•	3-9	0-2	4-4	1-6-7	4	10	0	0	0	2	32
at Clemson											
at NC State											
Syracuse											
Louisville											
at Boston College											
Wake Forest											
at Florida State											
at Georgia Tech											
Duke											
Clemson											
at Miami											
at Syracuse											
Virginia Tech											
at Virginia											
Miami											
NC State											
Notre Dame											
at Duke											

times, including three of the Irish's four postseason games • Career-high 29 points, most ever by a Brey player in an NCAA Tournament game, in the first-round win over No. 6-seed Alabama • Career-best 10 of 13 from the floor, including 7 of 9 from three, vs. the Tide • The seven three-pointers are the NCAA Tournament-record by a Notre Dame player • Scored 16 points in a career-high 46 minutes in double-overtime win over Rutgers in the NCAA First Four.

2020-21 at Notre Dame: Averaged 9.9 points • Scored in double figures 12 times with a season-high 28 at Duke, when he made 10 of 16 from the floor, including 4 of 7 three-pointers • Scored 21 first-half points at Duke – in one stretch he scored 13 straight points for the Irish • Scored 16 of Notre Dame's final 18 points vs. Virginia.

2018-19 at Stanford: Started 17 of 24 games, averaging 8.7 points • Played for former UNC assistant coach Jerod Haase • Led the Cardinal with 48 three-pointers • Scored in double figures 10 times with highs of 19 vs. UCLA and 18 at Southern California.

RYAN'S STATS AT STANFORD																	
Year	GP-GS	Min.	Ave.	FGM-A	Pct.	3FGM-A	Pct.	FTM-A	Pct.	Off	Def	Reb	Ave.	A	TO	B	S
2018-19	24-17	685	28.5	66-198	.333	49-155	.316	28-38	.737	8	75	83	3.5	45	38	4	24
RYAN'S STATS AT NOTRE DAME																	
Years	GP-GS	Min.	Ave.	FGM-A	Pct.	3FGM-A	Pct.	FTM-A	Pct.	Off	Def	Reb	Ave.	A	TO	B	S
2020-21	25-16	737	29.5	84-217	.387	43-125	.344	37-45	.822	22	89	111	4.4	63	42	9	26
2021-22	35-22	1048	30.0	108-238	.454	57-140	.407	50-62	.806	24	143	167	4.8	65	38	7	31
2022-23	32-32	1084	33.9	134-328	.409	63-183	.344	62-75	.827	22	106	128	4.0	79	48	13	41
Totals	92-70	2870	31.2	326-783	.416	163-448	.364	149-182	.819	68	338	406	4.4	207	128	29	98
RYAN'S STATS AT CAROLINA																	
Years	GP-GS	Min.	Ave.	FGM-A	Pct.	3FGM-A	Pct.	FTM-A	Pct.	Off	Def	Reb	Ave.	A	TO	B	S
2023-24	12-11	348	29.0	42-111	.378	18-64	.281	31-34	.912	3	41	44	3.7	15	14	6	14
RYAN'S FIVE-YEAR COLLEGE STATS																	
Totals	GP-GS	Min.	Ave.	FGM-A	Pct.	3FGM-A	Pct.	FTM-A	Pct.	Off	Def	Reb	Ave.	A	TO	B	S
	128-98	3902	30.5	434-1092	.397	230-667	.345	208-254	.819	79	454	533	4.2	267	180	39	136

CORMAC RYAN'S GAME-BY-GAME LOGS

2018-19 (Stanford)	FG	3FG	FT	REB	PF	PTS	A	TO	B	S	MP
Seattle•	5-8	5-6	1-1	1-3-4	2	16	1	1	0	2	32
at UNCW•	6-11	1-5	1-1	1-4-5	4	14	1	1	0	2	21
at North Carolina•	4-12	4-11	2-2	0-5-5	2	14	6	1	0	2	34
vs. Wisconsin•	1-9	0-6	0-0	0-1-1	2	2	0	1	1	0	31
vs. Florida•	4-10	4-9	0-0	0-2-2	2	12	1	2	1	2	32
vs. Middle Tenn St•	1-7	0-5	7-8	1-7-8	2	9	2	4	0	2	35
Portland State•	2-10	1-7	3-5	0-5-5	3	8	3	3	0	0	33
at Kansas	4-9	2-7	2-2	0-2-2	4	12	1	2	0	1	32
Eastern Washington•	4-6	4-6	0-0	1-6-7	1	12	2	2	0	0	37
San Jose State	DNP - sprained ankle										
at San Francisco	DNP - sprained ankle										
Long Beach State	DNP - sprained ankle										
at UCLA•	2-11	2-8	1-2	1-2-3	3	7	0	1	0	0	31
at USC•	6-13	6-11	0-0	0-0-0	2	18	5	1	0	2	38
Arizona•	1-3	0-1	0-0	0-1-1	3	2	1	1	0	1	20
Arizona State•	1-8	1-7	1-2	1-1-2	2	4	2	0	0	0	18
at Washington	DNP - sprained ankle										
at Washington State	DNP - sprained ankle										
Utah	DNP - sprained ankle										
Colorado	DNP - sprained ankle										
at California	2-4	2-3	1-2	0-2-2	0	7	1	2	0	0	21
at Oregon State	2-6	1-5	1-2	0-7-7	3	6	1	1	0	1	33
at Oregon•	0-4	0-3	0-0	0-2-2	3	0	1	2	0	0	29
USC•	0-5	0-5	2-2	0-1-1	3	2	1	2	0	2	23
UCLA	6-9	5-8	2-2	0-6-6	3	19	3	1	0	2	26
at Arizona State•	2-10	1-7	1-2	0-6-6	4	6	1	1	0	0	33
at Arizona	1-9	1-7	0-0	0-2-2	2	3	2	0	1	1	28
Washington State	5-9	4-8	0-0	0-2-2	2	14	2	0	0	0	19
Washington•	4-6	3-5	2-2	0-3-3	2	13	0	6	0	1	32
California•	3-11	2-10	0-0	1-2-3	4	8	6	3	1	3	30
vs. UCLA (Pac 12)	0-8	0-5	1-3	1-3-4	2	1	2	0	0	0	16
2020-21 (Notre Dame)	FG	3FG	FT	REB	PF	PTS	A	TO	B	S	MP
at Michigan State•	3-12	3-7	4-4	0-1-1	2	13	3	3	0	1	36
Detroit Mercy•	4-12	2-5	2-2	0-5-5	0	12	6	0	1	1	38
Ohio State•	5-8	2-5	3-4	0-3-3	3	15	4	1	0	0	39
at Kentucky•	2-8	1-4	1-1	2-6-8	1	6	4	2	0	1	38
Duke•	1-7	1-5	2-2	1-4-5	2	5	3	2	0	1	34
vs. Purdue•	5-13	4-11	0-0	1-2-3	4	14	4	4	0	0	35
Bellarmine•	2-7	1-4	2-2	1-4-5	2	7	1	2	1	0	22
Virginia•	0-4	0-3	0-0	2-2-4	3	0	0	2	0	1	28
at North Carolina•	2-8	1-6	0-0	0-3-3	2	5	5	1	0	1	38
at Virginia Tech•	3-10	2-8	2-4	1-6-7	2	10	4	1	0	2	31
at Virginia•	4-8	1-3	7-7	0-4-4	0	16	0	0	0	1	28
Boston College	3-11	2-5	2-2	1-4-5	1	10	3	1	0	2	28
at Miami•	1-3	1-3	2-2	0-0-0	1	5	2	0	0	2	23
Virginia Tech	DNP - sprained left foot										
at Pittsburgh	7-8	5-6	0-1	1-4-5	1	19	0	2	0	1	28
Wake Forest	5-9	3-5	0-0	1-2-3	3	13	3	0	2	3	26
at Georgia Tech	2-5	0-2	1-2	0-6-6	3	5	3	2	0	1	27
at Duke•	10-16	4-7	4-5	0-2-2	1	28	1	2	1	3	36
Miami•	1-6	1-6	0-0	0-2-2	2	3	2	2	2	0	22
at Syracuse	2-6	2-3	0-0	0-2-2	1	6	0	3	0	0	15
at Louisville	4-9	1-5	0-0	0-8-8	3	9	2	2	0	0	29
at Boston College•	3-8	0-4	1-1	1-3-4	4	7	4	3	0	0	24
NC State•	3-11	1-4	2-2	5-4-9	0	9	4	2	0	1	29
Florida State	4-9	3-6	0-1	2-5-7	3	11	3	2	1	1	30
vs. Wake Forest (ACC)	6-10	2-4	0-1	2-5-7	2	14	1	0	1	1	29
vs. North Carolina	2-9	0-4	2-2	1-2-3	1	6	1	3	0	2	22

2021-22 (Notre Dame)	FG	3FG	FT	REB	PF	PTS	A	TO	B	S	MP
Cal State Northridge•	1-4	0-2	2-2	1-3-4	2	4	2	1	0	1	34
High Point•	3-10	1-6	3-5	2-0-2	2	10	3	0	0	2	35
vs. Saint Mary's•	5-10	3-5	3-4	0-5-5	0	16	0	1	0	0	34
vs. Chaminade•	5-5	1-1	0-0	0-3-3	1	11	3	2	0	0	32
vs. Texas A&M•	2-7	1-6	2-2	1-2-3	0	7	3	2	1	1	34
at Illinois•	4-12	1-4	0-0	2-5-7	2	9	1	1	0	0	30
at Boston College•	1-7	1-5	0-0	0-1-1	0	3	2	2	0	0	27
Kentucky•	3-4	1-2	0-0	0-5-5	2	7	4	2	0	1	31
vs. Indiana•	1-9	0-5	1-2	1-5-6	3	3	2	1	0	1	30
Western Michigan	4-6	2-4	3-3	0-5-5	0	13	3	0	3	0	25
Texas A&M-	4-7	4-5	2-2	2-5-7	2	14	2	2	0	3	35
Corpus Christi											
at Pittsburgh	1-6	1-4	2-2	1-3-4	2	5	2	0	1	1	35
North Carolina	3-4	3-4	2-2	0-3-3	1	11	0	2	0	1	23
at Georgia Tech•	3-5	1-2	0-0	0-1-1	4	7	0	1	0	3	23
Clemson	2-7	2-6	0-1	0-7-7	4	6	0	1	0	1	25
at Virginia Tech	2-6	2-2	0-2	1-4-5	2	6	1	0	0	0	17
at Howard	2-6	0-3	2-3	0-2-2	4	6	0	0	0	0	25
at Louisville	2-5	2-3	0-0	0-5-5	2	6	2	1	0	0	24
NC State	0-3	0-3	4-4	1-7-8	3	4	1	2	0	2	27
Virginia	1-3	0-2	0-0	0-3-3	0	2	0	1	0	0	15
Duke	1-6	0-3	0-2	0-6-6	0	2	3	2	0	0	25
at Miami	2-6	1-4	2-2	2-5-7	1	7	2	1	0	1	22
at NC State	1-2	1-2	0-0	0-7-7	1	3	3	1	0	0	32
Louisville•	3-7	1-4	0-0	0-4-4	2	7	4	0	0	2	37
at Clemson•	5-8	3-4	0-0	2-4-6	1	13	1	1	0	2	35
Boston College•	3-8	1-3	5-5	4-2-6	4	12	3	4	0	0	36
at Wake Forest•	3-6	2-3	4-4	0-2-2	3	12	3	1	1	1	34
Syracuse•	6-9	2-5	2-2	0-5-5	2	16	2	0	0	1	30
Georgia Tech•	3-4	2-3	0-0	1-9-10	2	8	3	1	0	1	27
at Florida State•	2-5	0-2	0-0	0-6-6	1	4	3	0	0	1	29
Pittsburgh•	5-9	5-7	0-0	1-5-6	2	15	3	0	1	0	32
vs. Virginia Tech (ACC)•	5-9	2-5	8-8	1-4-5	4	20	1	0	0	2	35
vs. Rutgers (NCAA)•	7-12	2-6	0-0	0-1-1	2	16	2	1	0	3	46
vs. Alabama•	10-13	7-9	2-2	0-6-6	3	29	1	2	0	0	36
vs. Texas Tech•	3-8	2-6	1-3	1-3-4	4	9	0	2	0	0	34

2022-23 (Notre Dame)	FG	3FG	FT	REB	PF	PTS	A	TO	B	S	MP
Radford•	4-9	0-5	2-2	3-3-6	3	10	2	3	0	1	38
Youngstown State•	3-7	1-3	6-6	1-2-3	3	13	2	1	0	2	30
Southern Indiana•	2-7	2-3	7-8	0-5-5	3	13	3	2	0	0	29
Lipscomb•	3-9	1-5	0-0	2-1-3	1	7	4	1	1	3	38
Bowling Green•	3-9	0-4	2-2	0-6-6	2	8	1	0	1	0	39
vs. St. Bonaventure•	4-8	1-3	0-0	1-3-4	3	9	0	3	0	0	34
Michigan State•	8-11	6-7	1-2	0-3-3	3	23	0	2	0	0	40
Syracuse•	5-11	4-8	0-0	0-3-3	0	14	3	2	1	1	35
Boston University•	6-7	4-4	5-6	2-3-5	4	21	3	1	1	4	31
Marquette•	2-5	1-4	2-2	0-3-3	3	7	2	1	0	0	26
vs. Georgia•	5-9	3-5	2-3	1-5-6	1	15	4	2	0	1	33
at Florida State•	6-13	3-6	2-3	0-6-6	1	17	2	1	0	0	38
Jacksonville•	2-9	1-6	1-1	0-0-0	2	6	1	1	0	1	32
Miami •	2-10	2-8	2-2	0-9-9	2	8	5	1	1	0	35
at Boston College•	5-11	1-6	0-0	2-3-5	0	11	0	1	0	1	34
at North Carolina•	3-12	2-5	0-0	1-5-6	2	8	2	2	1	1	28
Georgia Tech•	5-12	1-4	0-0	1-1-2	1	11	3	1	2	2	40
at Syracuse•	1-6	1-5	0-0	0-2-2	4	3	3	0	2	1	26
Florida State•	2-7	0-4	2-4	2-4-6	3	6	2	1	0	2	31
Boston College•	4-10	3-7	2-4	1-2-3	1	13	4	3	0	3	29
at NC State•	6-8	5-6	2-2	0-4-4	4	19	2	1	0	0	37
Louisville•	4-8	2-5	1-1	0-4-4	3	11	8	1	0	3	35
Wake Forest•	5-13	0-3	2-3	1-0-1	3	12	2	3	0	2	30
at Georgia Tech•	3-13	1-6	6-6	1-4-5	1	13	3	0	0	0	34
Virginia Tech•	6-10	5-9	0-0	0-2-2	2	17	3	2	0	0	37
at Duke•	2-8	2-6	1-2	0-4-4	1	7	2	0	2	1	34
at Virginia•	3-7	2-6	0-0	0-2-2	1	8	2	0	0	2	35
North Carolina•	6-18	2-8	0-0	2-5-7	2	14	3	3	0	2	38
at Wake Forest•	4-12	1-7	3-5	0-4-4	5	12	2	1	1	4	36
Pittsburgh•	6-17	2-9	6-6	1-3-4	3	20	4	1	0	1	37
at Clemson•	7-18	2-10	3-3	0-2-2	2	19	2	2	0	1	32
vs. Virginia Tech (ACC)•	7-14	2-6	2-2	0-3-3	3	18	0	5	0	2	34

RJ DAVIS' GAME-BY-GAME LOGS

2020-21	FG	3FG	FT	REB	PF	PTS	A	TO	B	S	MP
Coll. of Charleston•	4-9	1-3	2-4	2-2-4	3	11	1	1	0	1	27
vs. UNLV•	5-9	3-4	3-3	2-4-6	1	16	1	1	0	0	28
vs. Stanford•	3-8	2-4	2-2	1-2-3	3	11	1	3	0	0	27
vs. Texas•	3-11	0-2	5-7	1-3-4	2	11	3	3	0	1	33
at Iowa•	4-8	2-5	2-4	0-2-2	1	12	8	3	0	0	34
NC Central•	2-10	0-5	2-2	0-1-1	2	6	3	3	0	0	33
vs. Kentucky•	1-6	1-4	0-1	0-0-0	2	3	1	0	0	0	16
at NC State•	5-14	1-4	0-0	0-3-3	2	11	3	3	0	0	36
at Georgia Tech•	1-7	1-3	2-2	0-3-3	2	5	3	3	0	0	24
Notre Dame	1-6	1-6	0-0	0-3-3	0	3	2	2	0	0	23
at Miami•	1-5	0-2	0-0	0-0-0	2	2	0	3	0	0	14
Syracuse•	3-8	2-6	4-4	1-1-2	0	12	1	0	0	2	22
at Florida State	6-9	2-3	2-2	0-4-4	1	16	3	1	0	1	20
Wake Forest	4-7	0-0	5-6	1-1-2	2	13	0	1	1	2	17
NC State	3-6	1-1	3-5	1-1-2	1	10	3	2	0	0	16
at Pittsburgh	2-7	1-3	0-0	0-0-0	1	5	3	2	0	0	21
at Clemson	0-3	0-2	0-0	0-2-2	2	0	2	1	0	1	12
at Duke	0-5	0-3	0-0	0-2-2	0	0	2	0	0	0	15
at Virginia	3-8	0-2	0-0	1-0-1	2	6	0	2	0	2	24
Northeastern	0-4	0-1	4-4	1-1-2	2	4	3	0	0	1	16
Louisville	2-5	2-4	0-0	0-0-0	1	6	3	1	0	0	18
Marquette	4-10	2-4	1-2	0-2-2	3	11	1	4	0	1	18
Florida State	3-11	2-7	4-4	0-3-3	1	12	1	5	0	1	23
at Syracuse	3-9	1-3	2-2	0-1-1	2	9	3	4	0	1	23
Duke	1-3	0-0	3-4	0-2-2	2	5	0	2	0	0	17
vs. Notre Dame (ACC)	5-9	2-5	2-2	0-2-2	0	14	0	0	0	3	19
vs. Virginia Tech	6-10	4-7	3-3	0-4-4	1	19	1	2	0	1	25
vs. Florida State	2-10	0-3	3-3	0-1-1	2	7	2	2	0	1	24
vs. Wisconsin (NCAA)	2-9	1-3	0-0	1-3-4	2	5	2	0	1	0	22
2021-22	FG	3FG	FT	REB	PF	PTS	A	TO	B	S	MP
Loyola Maryland•	2-5	1-2	1-1	0-5-5	4	6	5	2	0	1	23
Brown•	9-17	6-9	2-2	0-2-2	2	26	6	1	0	0	36
at Charleston•	2-3	0-1	2-3	1-1-2	3	6	4	2	0	1	21
vs. Purdue•	6-12	2-5	4-4	0-7-7	2	18	4	1	0	0	34
vs. Tennessee•	3-11	2-3	6-7	0-4-4	2	14	4	4	0	1	35
UNC Asheville•	5-11	2-6	0-0	0-5-5	3	12	1	4	0	2	30
Michigan•	4-11	1-3	0-0	0-2-2	1	9	1	1	0	1	28
at Georgia Tech•	8-11	4-6	3-3	0-5-5	3	23	5	3	0	1	35
Elon•	4-10	1-4	2-3	0-5-5	2	11	0	3	0	2	30
Furman•	2-8	0-3	2-5	0-3-3	1	6	7	1	0	0	36
vs. Kentucky•	3-8	0-3	4-6	0-1-1	1	10	3	2	0	1	30
App State•	7-10	1-1	0-0	0-3-3	1	15	2	1	0	2	34
at Boston College•	5-5	2-2	5-5	0-3-3	2	17	3	2	0	0	29
at Notre Dame•	6-12	3-7	4-4	0-3-3	2	19	5	2	0	1	39
Virginia•	0-10	0-5	2-2	0-5-5	2	2	4	0	1	1	38
Georgia Tech•	8-11	4-6	1-2	2-3-5	1	21	6	2	0	1	29
at Miami•	3-10	0-3	3-3	1-4-5	1	9	0	4	1	0	29
at Wake Forest•	6-12	2-4	4-5	2-3-5	3	18	3	2	0	0	31
Virginia Tech•	3-9	1-4	8-9	0-4-4	3	15	2	1	1	1	38
Boston College•	4-9	1-5	4-4	0-7-7	3	13	0	3	0	0	34
NC State•	6-8	3-4	2-4	1-2-3	1	17	4	1	0	1	28
at Louisville•	6-15	4-8	2-2	0-4-4	4	18	5	2	1	1	43
Duke•	4-11	0-3	3-4	1-1-2	2	11	2	1	0	2	32
at Clemson•	6-11	3-4	1-2	0-3-3	2	16	6	0	0	0	37
Florida State•	7-13	2-6	0-1	0-4-4	3	16	5	1	2	1	28
Pittsburgh•	1-6	0-2	1-2	0-1-1	3	3	2	2	0	4	35
at Virginia Tech•	4-10	2-6	0-0	1-5-6	1	10	2	2	0	1	32
Louisville•	5-11	2-5	4-4	0-1-1	4	16	2	0	0	3	36
at NC State•	3-8	0-3	0-0	0-3-3	2	6	3	1	0	1	38
Syracuse•	6-13	5-11	0-0	0-2-2	1	17	5	4	0	1	42
at Duke•	9-16	2-4	1-2	1-4-5	2	21	4	2	1	2	40
vs. Virginia (ACC)•	4-13	0-4	0-0	3-5-8	1	8	6	2	1	1	31
vs. Virginia Tech•	2-10	1-6	5-6	1-4-5	2	10	1	3	0	1	36
vs. Marquette (NCAA)•	1-10	1-5	1-2	1-3-4	0	4	12	1	0	0	30
vs. Baylor•	8-17	5-10	9-10	0-5-5	4	30	6	3	0	1	45
vs. UCLA•	3-11	1-4	5-5	1-6-7	2	12	3	2	0	0	37
vs. Saint Peter's•	2-11	0-4	5-5	0-4-4	4	9	3	2	0	4	39
vs. Duke•	6-13	2-4	4-4	0-7-7	4	18	4	1	0	0	36
vs. Kansas•	5-17	0-5	5-5	6-6-12	0	15	2	3	0	0	40

2022-23	FG	3FG	FT	REB	PF	PTS	A	TO	B	S	MP
UNCW•	6-11	1-3	4-4	0-4-4	2	17	1	1	0	1	37
Charleston•	4-8	1-4	2-2	1-2-3	3	11	5	3	1	0	35
Gardner-Webb•	4-13	2-6	4-4	2-8-10	2	14	3	2	0	3	35
James Madison•	7-16	2-7	5-6	0-2-2	2	21	5	2	0	0	34
vs. Portland•	4-11	1-3	4-4	0-3-3	1	13	5	1	0	0	32
vs. Iowa State•	5-14	1-7	4-4	1-2-3	3	15	1	2	0	1	32
vs. Alabama•	8-24	2-6	1-2	0-9-9	4	19	4	2	0	3	51
at Indiana•	4-11	1-2	2-2	1-6-7	2	11	2	3	0	1	33
at Virginia Tech•	6-11	0-4	6-7	0-4-4	4	18	1	2	1	2	35
Georgia Tech•	8-13	1-2	5-6	2-8-10	3	22	3	4	0	1	35
The Citadel•	2-6	2-4	0-0	0-2-2	2	6	3	1	0	0	20
vs. Ohio State•	6-13	1-5	8-9	1-7-8	3	21	4	3	0	2	40
vs. Michigan•	6-15	4-8	3-4	1-5-6	2	19	5	2	0	1	38
at Pittsburgh•	4-11	1-5	7-8	0-5-5	4	16	3	2	0	0	35
Wake Forest•	9-14	5-8	4-4	0-4-4	2	27	4	0	0	3	38
Notre Dame•	5-11	2-4	1-2	0-5-5	2	13	5	1	0	3	36
at Virginia•	6-12	3-5	1-2	1-2-3	3	16	1	4	0	1	35
at Louisville•	4-7	2-4	2-2	0-4-4	4	12	5	1	0	0	27
Boston College•	6-13	4-7	2-2	0-0-0	3	18	3	1	0	1	32
NC State•	5-8	2-4	14-14	0-4-4	2	26	0	3	0	0	37
at Syracuse•	4-9	1-4	0-2	1-5-6	3	9	5	1	0	2	35
Pittsburgh•	3-15	0-6	2-4	2-6-8	4	8	3	3	0	1	37
at Duke•	5-16	1-5	0-0	1-4-5	4	11	5	0	0	0	35
at Wake Forest•	4-12	0-4	8-8	1-4-5	3	16	5	3	0	1	31
Clemson•	5-12	4-10	3-4	0-2-2	3	17	4	3	0	0	30
Miami•	9-18	2-7	3-3	2-3-5	4	23	2	1	0	2	36
at NC State•	2-13	1-6	2-2	2-2-4	4	7	3	1	0	0	40
at Notre Dame•	5-10	0-4	2-2	0-8-8	4	12	1	1	0	2	33
Virginia•	5-10	2-4	4-4	0-10-10	3	16	4	2	0	0	37
at Florida State•	7-13	3-7	2-2	0-4-4	3	19	4	3	0	2	38
Duke	6-13	3-5	2-2	0-6-6	2	17	3	1	0	2	38
vs. BC (ACC)•	7-12	4-6	0-0	1-3-4	3	18	3	0	0	0	32
vs. Virginia•	8-14	4-8	4-5	0-4-4	3	24	1	3	0	1	38

2022-23: Carolina's Co-Most Valuable Player with Bacot • Honorable mention All-ACC and second-team All-ACC Tournament • Academic All-ACC team • Led the ACC in free throw shooting (.881) and was 10th in scoring (career-high 16.1) • Was 23rd nationally in free throw percentage • Shot the third-highest free throw percentage in a season by a Tar Heel • Also led UNC in assists (106), three-point percentage (.362) and plus/minus (+190), was second in scoring, three-pointers (63) and steals (36) • Scored in double figures 29 times • UNC was 5-2 when he scored 20 or more • Season-high 27 points and five threes in home win vs. Wake Forest • Made multiple threes 18 times (UNC 13-5) • UNC went 6-3 when he made three or more 3FGs • Season-high five assists nine times (UNC 7-2) • Had more assists than turnovers in 18 of the last 23 games • Career-best 5.1 rebounds (eight or more seven times, including 10 vs. Gardner-Webb, Georgia Tech and Virginia) • Made 38 for 72 (.528) from the floor in his last six games and 16 of 31 (.516) from three over his last five games • Averaged 21.0 points, made 15 of 26 FGs (.577) and 8 of 14 threes (.571) in two ACC Tournament games.

2021-22: UNC's Co-Most Improved Player with Caleb Love (Danny Green Award) • Named to CoSIDA Academic All-District 3 team • Started every game and averaged 13.5 points and 3.6 assists • Led the team with 142 assists and 40 steals, was second free throw percentage (.833) and three-point percentage (.367), third in three-pointers (66) and fourth in scoring • Averaged 14.7 points over a team-high 37.7 minutes per game, had 30 assists/12 turnovers and made 29 for 31 from the free throw line in the NCAA Tournament • Made his last 27 free throw attempts in the NCAA Tournament.



5 – ARMANDO BACOT

6-11, 240, Grad Student, Forward/Center, Richmond, Va.



X: @iget_buckets35 Instagram: armando

2022-23 Honors

**First-Team All-ACC, NABC & USBWA All-District
UNC's Co-Most Valuable Player (Dean Smith Award)
ACC Post-Graduate Scholarship Recipient**

2021-22 Honors

**NCAA All-Final Four, All-East Regional
NCAA East Regional Most Outstanding Player
Lute Olson NPOY Award Finalist
USA Today, CBS Sports Third-Team All-America
UNC's Most Valuable Player (Dean Smith Award)
First-Team All-ACC, NABC & USBWA All-District**

Academic All-ACC, Athletic Director's Scholar-Athlete Award

2020-21 Honors

**UNC's Most Valuable Player (Dean Smith Award) Third-Team All-ACC, All-ACC
Tournament**

Career: Free throw with 2:52 to play in the win at Pittsburgh was his 2,000 point, becoming the seventh Tar Heel to score 2,000 • Graduated May 2023 with a degree in exercise and sports science with a minor in business administration • Enrolled in UNC's MBA certificate program • Carolina's all-time leader in rebounds (1,475), offensive rebounds (518), double-digit rebound games (82) and double-doubles (74) • Set the career rebounding and double-double records on 1/21/23 vs. NC State, breaking Tyler Hansbrough's rebounding record and Billy Cunningham's standard for double-doubles • Third in ACC history in double-doubles and fifth in rebounds • Is 16th in NCAA history with 74 double-doubles • UNC is 53-21 when he has a double-double • One of two Tar Heels in the last 50 seasons (with Sean May) and eight all-time to average a double-double in points (13.8) and rebounds (10.2) • Started his last 84 games • Is fifth in blocks (185), sixth in rebound average and made free throws and seventh in scoring by a Tar Heel • Passed Larry Miller for seventh place in UNC scoring in the Charleston Southern game • Needs five points to pass Charlie Scott for sixth place and 13 to pass Al Wood for fifth in UNC history • Highest rebound average by a Tar Heel since Rusty Clark's 10.3 from 1966-69 • Has 23 games with at least 20 points and 10 rebounds and three with 25 and 15 • Grabbed 15 or more rebounds 24 times, 18 or more 12 times and 20 or more seven times.

One of four Tar Heels – with Lennie Rosenbluth (1955-57), Billy Cunningham (1963-65) and Tyler Hansbrough (2006-08) to be UNC's Most Valuable Player three times • Shared the 2022-23 award with RJ Davis • Scored in double figures 109 times (UNC 76-33) with a career-high 29 twice • Scored 20 or more 30 times (UNC 25-5) • Career-high 23 rebounds vs. JMU on 11/20/22 • Holds UNC record for rebounds in Elite 8, national semifinal and national championship games • Five or more offensive rebounds 47 times (UNC 32-15) • Broke Luke Maye's school record for most rebounds in consecutive seasons by 95 rebounds (845 in the last two seasons) • Seven-time ACC Player-of-the-Week honoree, the third most by a Tar Heel (only Antawn Jamison and Hansbrough have more) • First player to lead UNC in field goal percentage three times since Perkins in 1981, 1983 and 1984.

2023-24: Preseason watch lists for the Wooden, Naismith and Kareem Abdul-Jabbar awards • Multiple preseason first-team All-America mentions • USBWA and Lute Olson Award National Player of the Week and ACC Player of the Week for his play vs. Radford and Lehigh (23.5 points and 16.5 rebounds per game over the first two games).

2023-24	FG	3FG	FT	REB	PF	PTS	A	TO	B	S	MP
Radford•	10-16	0-1	5-6	5-8-13	1	25	1	1	2	0	29
Lehigh•	8-14	0-0	6-6	6-14-20	1	22	1	1	1	1	26
UC Riverside•	7-11	1-2	6-8	2-5-7	1	21	1	1	2	1	25
vs. Northern Iowa•	3-8	0-0	4-5	4-4-8	4	10	0	0	3	1	22
vs. Villanova•	4-10	0-0	0-0	6-12-18	4	8	2	1	1	0	34
vs. Arkansas•	3-9	0-0	3-3	1-3-4	3	9	0	1	0	0	28
Tennessee•	6-8	0-0	10-13	2-9-11	3	22	3	0	1	0	31
Florida State•	4-8	0-0	5-5	2-11-13	2	13	0	3	6	0	33
vs. UConn•	4-12	0-0	5-10	5-8-13	1	13	5	1	1	0	34
vs. Kentucky•	3-4	0-0	3-4	2-4-6	4	9	0	6	1	1	31
vs. Oklahoma•	4-9	1-1	5-7	2-6-8	1	14	1	3	3	0	33
Charleston Southern•	5-6	0-1	2-2	2-7-9	0	12	1	1	1	1	20
at Pittsburgh•	5-10	0-1	6-6	3-7-10	1	16	1	1	3	1	35
at Clemson											
at NC State											
Syracuse											
Louisville											
at Boston College											
Wake Forest											
at Florida State											
at Georgia Tech											
Duke											
Clemson											
at Miami											
at Syracuse											
Virginia Tech											
at Virginia											
Miami											
NC State											
Notre Dame											
at Duke											

Leads the ACC in rebounding and offensive rebounding, is fifth in blocks and sixth in field goal percentage • Leads the team in rebounding (10.8) and blocks (25) and is second in scoring (14.9) • Shooting 52.8% from the floor and a career-best 80.0% (60 of 75) from the line • Scored 20 or more points four times • Has six double-doubles.

Led UNC with 16 points and added 10 rebounds and three blocks in the win at Pittsburgh • Made all six free throw attempts vs. the Panthers, which tied his third most attempts without a miss in his career • Had 14 points, eight boards and three blocks in win over No. 7 Oklahoma • Season-high five assists vs. UConn • Tied his career high with six blocks vs. Florida State • Made a career-high 10 free throws, was 6 for 8 from the floor, had three assists and no turnovers and a game-high 11 rebounds vs. 10th-ranked Tennessee • Averaged 9.0 points and 10.0 rebounds in the Bahamas • Grabbed 18 boards in the OT loss to Villanova • Game-high 21 points vs. UC Riverside, the third stretch in his career when he scored 20 or more points in at least three consecutive games • Game-high 22 points and 20 rebounds vs. Lehigh, his third career 20-point/20-rebound game (also Virginia and Saint Peters in 2021-22) • Game-high 25 points and 13 rebounds vs. Radford • Was 10 for 16 from the floor, his 10th game with 10 or more field goals.

BACOT'S STATS																	
Year	GP-GS	Min.	Ave.	FGM-A	Pct.	3FGM-A	Pct.	FTM-A	Pct.	Off	Def	Reb	Ave.	A	TO	B	S
2019-20	32-32	780	24.4	114-243	.469	0-0	—	80-124	.645	87	176	263	8.2	39	55	36	16
2020-21	29-28	660	22.8	137-218	.628	0-1	.000	83-125	.664	92	135	227	7.8	23	41	26	19
2021-22	39-39	1237	31.7	244-429	.569	1-8	.125	146-218	.670	163	348	511	13.1	59	77	65	33
2022-23	32-32	970	30.3	185-334	.554	0-6	.000	139-209	.665	134	200	334	10.4	45	71	33	19
2023-24	13-13	382	29.4	66-125	.5238	2-6	.333	60-75	.800	42	98	140	10.8	16	20	25	7
Totals	145-144	4029	27.8	746-1349	.553	3-21	.143	508-751	.676	518	957	1475	10.2	182	264	185	94
																	2003
																	13.8

Bacot 2022-23: Earned third-team All-America honors by the Associated Press, USBWA, Sporting News and College Hoops Today • Finished in the top three in voting for ACC Player of the Year for the second year in a row and became the 19th Tar Heel to earn multiple first-team All-ACC honors • First Tar Heel to repeat as first-team All-ACC since Hansbrough (2006-09) • Finalist for the Kareem Abdul-Jabbar Award • NABC and USBWA All-District honoree • Won ACC Player-of-the-Week honors a league-leading three times (for his play vs. The Citadel/Ohio State, Wake Forest/Notre Dame and Boston College/NC State) • Received an honorary ACC Commissioners' Postgraduate Scholarship.

Led the ACC in rebounding (10.4), offensive boards (4.2) and double-doubles (19), was fifth in field goal percentage (.554) and 11th in scoring (15.9) • Nationally, was fourth in offensive rebounding, fifth in double-doubles and ninth in rebounding • Set the UNC single-season record for offensive rebounds per game for the second year in a row • Season-high 28 points vs. Charleston and Ohio State and season/career best 23 rebounds vs. James Madison • Drew 5.8 fouls per game with 10 or more three times.

2021-22: Compiled one of the most prolific rebounding seasons in college basketball history • Won Carolina's Dean Smith Award as the Most Valuable Player for the second straight season • Led Carolina in scoring (16.3), rebounding (13.1), field goal percentage (.569) and blocks (65), becoming the first Tar Heel to ever lead the team in those categories in consecutive seasons • Earned All-NCAA Tournament honors in both the Final Four and East Regional, where he was also the Most Outstanding Player • National Player of the Year finalist (Lute Olson Award), third-team CBS Sports and USA Today All-America, leading vote getter on the ACC first team, second in ACC Player-of-the-Year voting and second-team All-ACC Tournament • One of three players to make the Academic All-ACC team and first-team All-ACC.

Became the first player in college basketball history with six double-doubles in one NCAA Tournament • Tied the all-time NCAA single-season record with 31 double-doubles (with Navy's David Robinson in 1985-86) • Second-most rebounds (99) in NCAA Tournament history and the most since LaSalle's Tom Gola had 102 in 1954 • Had 41 more rebounds than any other player in the 2022 NCAA Tournament • Third-most rebounds in the Final Four (36) since 1973 • Fourth-most rebounds in a season in ACC history and the first player with at least 500 since 1956 • Shattered the single-season Tar Heel record with 511 rebounds, 95 more than the previous record set in 2015-16 by Brice Johnson (who had 416 in one more game than Bacot) • Tied the UNC record for 20-rebound games in a season with five and set the school record with 32 games in double figures • Became the first Tar Heel with two 20-rebound NCAA Tournament games • Rebounding average (13.1) was the fifth highest in a season by a Tar Heel and the highest since Cunningham in 1964-65 • Led the ACC in all games by 4.94 rebounds per game (the difference between second place and 20th was 2.1 per game) • Averaged 14.1 rebounds in league play, the most since Wake Forest's Tim Duncan averaged 14.9 in 1996-97 • Broke Duncan's previous ACC double-double record (29 in 1996-97) and Johnson's UNC record (23 in 2015-16) • Set single-game records by a Tar Heel vs. Louisville (22) and Syracuse (18) and tied the all-time mark vs. NC State (18).

Led the nation in double-doubles, was second in offensive rebounding (4.2), third in rebounding and 23rd in field goal percentage (.569) • Led the ACC in rebounding, offensive rebounds and double-doubles, was second in field goal percentage, fifth in blocks and seventh in scoring • Also led UNC in plus/minus at +336 • Scored in double figures 34 times with 20 or more points 11 times • Led Carolina in scoring a team-high 14 times • Made 10 or more field goals six times with a career-high 12 vs. Virginia • Blocked five or more shots four times • Tri-captain • UNC's Athletic Director's Scholar-Athlete Award.

Averaged 15.3 points and 16.5 rebounds in six NCAA Tournament games • Set UNC single-game rebound records for regional final, national semifinal and national championship games • Shattered UNC's single-Tournament record for rebounds with 99 (previous was 69 in six games by Kennedy Meeks in 2017) • Had 38 offensive rebounds (6.3 per game) • Grabbed 15 or more rebounds in the last five games • Tied the UNC record for rebounds in an NCAA Tourney game with 22 vs. Saint Peter's and became the only Tar Heel with two 20-rebound NCAA games when he had 21 vs. Duke in the national semifinals • His 21 rebounds vs. Duke were the

most by any player in the Final Four since 2003 and were the most ever by a Tar Heel in 21 national semifinal games • Became the 12th player in NCAA history with 21 or more rebounds in a Final Four game – the list includes Bill Russell (twice), Elvin Hayes, Lew Alcindor, Bill Walton, Elgin Baylor and Artis Gilmore.

Had 10 straight double-doubles from Furman through Virginia Tech, the most by a Tar Heel since Cunningham had 10 in a row in 1964-65, which tied the fourth-longest streak by a Tar Heel • Thirteen-straight games with 10 or more rebounds was the third-longest in UNC history and the longest since John Henson's 15 in 2010-11.

The only three-time ACC Player of the Week (all three awards won during conference play) • USBWA National Player of the Week for Jan. 10-16 • First Tar Heel to score 29 or more points in consecutive games since Tyler Hansbrough in 2008 • First Tar Heel with at least 29 points and 12 rebounds in consecutive games since Charlie Scott in 1970 • Joined Scott, Cunningham and Rosenbluth as the only Tar Heels ever with at least 29 and 12 in consecutive games • Second Tar Heel to have multiple 20-rebound games in Smith Center history.

2020-21: Recipient of the Dean Smith Most Valuable Player and Danny Green Most Improved Player team awards • Third-team All-ACC • First-team All-ACC Tournament after averaging 16.3 points, 10.7 rebounds, 2.7 blocks and 1.3 steals and shooting 65.5 percent from the floor in the three games • Grabbed 18 of his 32 rebounds in the ACC Tourney on the offensive boards • Led the team in scoring (12.3), field goal percentage (.628), rebounding (7.8) and blocks (26) • First Tar Heel to lead in those four categories since Brice Johnson in 2015-16 • Unofficially led ACC in field goal percentage (was eight made field goals shy of qualifying) • Improved his field goal percentage 15.9 percent, the largest single-season increase in UNC history (broke Sean May's record of 10.4 percent increase from 2004 to 2005) • Was third in the ACC in offensive rebounding and sixth in rebounding • Had the eighth-highest single-season field goal percentage in UNC history • Led UNC in scoring a team-high 10 times • Led the team in scoring (13.8 ppg) and field goal percentage (.655) in the 18 wins • Scored in double figures a team-high 20 times with a high of 21 at Pittsburgh on 1/26 • UNC went 14-6 in those games • Scored 18, 18, 20, 17, 12 and 15 points (16.7 ppg), made 38 of 58 field goals (.655) and grabbed 31 offensive rebounds in the last six games • Made at least 50 percent of his shots from the floor 23 times • Seven double-doubles and double-figure rebounds in 10 games • Averaged 3.2 offensive rebounds • Five or more offensive boards eight times with a high of eight twice • His 5.58 offensive rebounds per 40 minutes were the most in a season on record by any Tar Heel • Led UNC in plus/minus at plus 121 and second in most games with a positive plus/minus (18) • UNC was 11-5 when he made five or more field goals.

2019-20: Averaged 9.6 points and 8.2 rebounds in 32 games (all starts) • Had the most rebounds by a Tar Heel freshman since Antawn Jamison in 1995-96 • Had 11 double-doubles, second most by a Tar Heel freshman and the most since Jamison's 13 • Led the team in blocks (36), was second in FG percentage (.469) and rebounding and fourth in scoring • Scored in double figures 16 times with a high of 23 vs. Oregon • Scored 20 or more three times (23 vs. Oregon, 22 vs. Elon and 21 vs. Clemson) • Grabbed 10 or more rebounds 14 times with highs of 16 at home vs. Virginia and 15 vs. Alabama • Became the third freshman in Carolina history to have three straight double-doubles in points and rebounds, joining Mike O'Koren in 1976-77 and Jamison in 1995-96 (Bacot accomplished that two different times) • Started 32 games, but played less than 10 minutes in three different games due to injuries – played three minutes at UNCW (blow to the head), seven minutes vs. Ohio State (left ankle sprain) and nine minutes at Syracuse (right ankle sprain).

ARMANDO BACOT'S GAME-BY-GAME LOGS

2019-20	FG	3FG	FT	REB	PF	PTS	A	TO	B	S	MP
Notre Dame•	3-7	0-0	1-6	2-6-8	2	7	1	2	1	0	22
at UNCW•	0-1	0-0	0-0	0-1-1	2	0	0	1	0	0	3
Gardner-Webb•	6-9	0-0	0-0	4-7-11	1	12	0	3	1	0	23
Elon•	9-14	0-0	4-7	4-10-14	2	22	2	1	3	2	26
vs. Alabama•	5-7	0-0	2-4	6-9-15	3	12	1	2	1	0	26
vs. Michigan•	3-10	0-0	0-0	1-5-6	1	6	0	3	1	0	21
vs. Oregon•	7-9	0-0	9-10	7-5-12	4	23	0	0	6	0	30
Ohio State•	1-2	0-0	0-0	3-1-4	1	2	0	0	1	1	7
at Virginia•	5-8	0-0	1-6	0-2-2	3	11	0	0	2	1	25
Wofford•	2-14	0-0	4-5	8-5-13	0	8	1	2	3	0	29
at Gonzaga•	1-6	0-0	0-0	1-2-3	4	2	0	1	0	0	14
vs. UCLA•	5-7	0-0	5-10	4-8-12	2	15	1	2	1	1	32
Yale•	0-5	0-0	2-2	2-4-6	4	2	0	0	0	0	17
Georgia Tech•	1-6	0-0	2-3	1-2-3	3	4	2	2	0	1	16
Pittsburgh•	6-11	0-0	3-4	2-7-9	1	15	4	4	1	0	31
Clemson•	7-10	0-0	7-10	2-3-5	2	21	1	1	2	1	37
at Pittsburgh•	5-12	0-0	2-3	4-7-11	5	12	2	3	1	3	28
at Virginia Tech•	3-7	0-0	3-3	1-3-4	5	9	4	1	0	0	29
Miami•	8-11	0-0	3-3	2-10-12	2	19	7	1	2	0	32
at NC State•	2-10	0-0	7-11	5-6-11	3	11	3	4	1	2	27
Boston College•	2-5	0-0	7-8	3-7-10	4	11	1	2	1	1	31
at Florida State•	2-3	0-0	2-2	1-5-6	3	6	0	3	0	1	26
Duke•	4-10	0-0	4-9	2-5-7	5	12	3	1	3	0	29
at Wake Forest•	5-10	0-0	0-0	2-5-7	3	10	0	0	0	0	26
Virginia•	3-6	0-0	2-2	2-14-16	1	8	0	5	1	1	35
at Notre Dame•	1-6	0-0	0-0	2-8-10	4	2	2	3	1	0	24
at Louisville•	3-7	0-0	1-2	2-7-9	2	7	1	2	2	1	33
NC State•	1-5	0-0	1-2	0-3-3	2	3	0	3	1	0	13
at Syracuse•	1-2	0-0	1-2	1-3-4	0	3	0	0	0	0	9
Wake Forest	DNP - right ankle										
at Duke•	5-7	0-0	3-6	6-6-12	4	13	0	2	0	0	23
vs. Va Tech• (ACC)	5-9	0-0	2-2	4-7-11	1	12	0	1	0	0	29
vs. Syracuse•	3-7	0-0	2-2	4-3-7	2	8	3	0	0	0	25
2020-21	FG	3FG	FT	REB	PF	PTS	A	TO	B	S	MP
Coll. of Charleston•	4-5	0-0	3-4	3-5-8	0	11	0	1	3	0	22
vs. UNLV•	4-4	0-0	4-4	2-3-5	3	12	1	3	0	0	20
vs. Stanford•	4-5	0-0	2-3	2-4-6	2	10	0	4	0	0	20
vs. Texas•	3-5	0-0	4-7	6-6-12	1	10	0	1	1	0	25
at Iowa•	2-4	0-0	0-0	3-8-11	5	4	0	2	1	0	22
NC Central•	6-7	0-0	7-10	5-6-11	2	19	0	1	1	1	27
vs. Kentucky•	5-8	0-0	4-6	5-3-8	2	14	1	0	2	0	28
at NC State•	7-9	0-0	2-4	3-3-6	1	16	0	3	1	0	24
at Georgia Tech•	5-8	0-0	4-6	0-5-5	3	14	0	3	0	2	23
Notre Dame•	1-7	0-0	2-4	5-5-10	2	4	1	1	0	1	17
at Miami•	1-3	0-0	5-5	0-2-2	3	7	0	1	0	0	21
Syracuse•	7-13	0-0	1-3	7-5-12	2	15	2	0	0	1	27
at Florida State•	3-6	0-0	3-5	3-2-5	1	9	1	0	0	0	17
Wake Forest•	8-10	0-0	2-4	0-6-6	4	18	3	2	0	2	22
NC State•	8-12	0-0	1-4	2-6-8	1	17	1	0	1	2	28
at Pittsburgh•	8-10	0-1	5-6	4-6-10	1	21	2	2	3	0	31
at Clemson•	0-1	0-0	1-2	0-3-3	4	1	0	2	0	1	19
at Duke•	6-12	0-0	4-7	2-4-6	2	16	1	1	1	2	25
at Virginia•	3-7	0-0	1-3	2-8-10	3	7	2	0	1	0	25
Northeastern•	4-9	0-0	1-2	1-7-8	1	9	0	3	0	0	20
Louisville•	7-8	0-0	0-0	2-7-9	3	14	1	0	0	1	18
Marquette•	1-4	0-0	1-2	2-3-5	3	3	2	0	0	0	13
Florida State•	2-3	0-0	2-2	2-2-4	3	6	0	3	1	0	15
at Syracuse•	7-10	0-0	4-5	8-7-15	3	18	1	3	1	0	25
Duke	6-10	0-0	6-7	3-3-6	2	18	0	3	1	0	26
vs. Notre Dame (ACC)•	7-10	0-0	6-7	8-5-13	1	20	1	1	2	1	24
vs. Virginia Tech•	7-9	0-0	3-7	6-7-13	4	17	1	0	4	1	25
vs. Florida State•	5-10	0-0	2-3	4-2-6	2	12	1	0	2	2	26
vs. Wisconsin (NCAA)•	6-9	0-0	3-3	2-2-4	1	15	1	2	0	2	24

2021-22	FG	3FG	FT	REB	PF	PTS	A	TO	B	S	MP
Loyola Maryland•	3-5	0-0	2-3	1-5-6	3	8	0	1	2	1	17
Brown•	10-11	0-0	2-5	6-4-10	2	22	1	0	2	1	27
at Charleston•	10-12	0-0	4-9	2-10-12	4	24	3	3	6	0	24
vs. Purdue•	1-6	0-1	0-0	1-4-5	5	2	1	1	0	0	17
vs. Tennessee•	6-9	0-0	4-6	4-8-12	2	16	1	2	0	0	29
UNC Asheville•	8-14	0-0	6-7	3-4-7	1	22	0	2	1	0	29
Michigan•	5-10	0-0	1-1	3-11-14	2	11	3	1	2	1	32
at Georgia Tech•	7-11	0-0	1-2	3-10-13	3	15	4	5	1	2	38
Elon•	3-7	0-0	3-8	2-5-7	2	9	1	0	2	4	24
Furman•	7-12	0-1	0-0	4-8-12	2	14	2	1	1	0	28
vs. Kentucky•	8-13	0-0	6-9	2-8-10	4	22	2	2	1	0	31
App State•	7-9	0-0	2-4	3-7-10	3	16	4	2	2	2	30
at Boston College•	6-9	1-1	5-5	3-8-11	3	18	2	1	1	3	29
at Notre Dame•	9-13	0-0	3-4	2-15-17	3	21	0	4	1	0	37
Virginia•	12-18	0-0	5-7	9-13-22	2	29	2	1	1	0	38
Georgia Tech•	10-16	0-2	9-9	3-9-12	2	29	0	3	0	1	29
at Miami•	6-9	0-0	3-4	4-8-12	4	15	1	4	1	0	27
at Wake Forest•	4-12	0-0	4-8	6-6-12	4	12	1	2	1	0	25
Virginia Tech•	7-19	0-0	0-0	8-12-20	5	14	1	2	1	0	34
Boston College•	1-10	0-0	4-6	7-11-18	2	6	0	0	3	0	38
NC State•	5-10	0-1	8-10	2-11-13	1	18	0	1	6	1	28
at Louisville•	8-15	0-0	3-5	6-16-22	4	19	2	2	2	3	39
Duke•	4-10	0-0	4-5	1-4-5	3	12	2	1	1	2	30
at Clemson•	8-10	0-1	8-10	3-7-10	5	24	3	2	0	1	32
Florida State•	7-9	0-0	3-5	4-10-14	2	17	1	2	1	0	28
Pittsburgh•	2-6	0-0	3-4	4-4-8	4	7	4	3	3	0	27
at Virginia Tech•	4-7	0-0	4-4	2-13-15	2	12	0	3	5	0	38
Louisville•	6-8	0-0	0-2	5-10-15	2	12	1	4	0	0	39
at NC State•	11-13	0-0	6-7	5-13-18	4	28	1	5	5	2	36
Syracuse•	5-12	0-0	7-9	9-9-18	0	17	2	0	0	0	43
at Duke•	10-11	0-0	3-4	1-6-7	2	23	0	1	2	2	30
vs. Virginia (ACC)•	5-12	0-1	0-0	2-9-11	2	10	0	1	2	3	34
vs. Virginia Tech•	9-10	0-0	1-2	5-9-14	5	19	2	3	0	0	36
vs. Marquette (NCAA)•	6-13	0-0	5-5	4-6-10	0	17	3	1	1	1	28
vs. Baylor•	4-10	0-0	7-15	4-12-16	4	15	4	2	3	1	39
vs. UCLA•	6-10	0-0	2-4	8-7-15	3	14	2	2	1	0	31
vs. Saint Peter's•	8-15	0-0	4-9	8-14-22	3	20	1	2	2	0	35
vs. Duke•	3-10	0-0	5-8	8-13-21	5	11	0	2	1	1	33
vs. Kansas•	3-13	0-0	9-13	6-9-15	3	15	2	3	1	1	38

2022-23	FG	3FG	FT	REB	PF	PTS	A	TO	B	S	MP
UNCW•	5-10	0-0	6-11	4-5-9	4	16	1	2	1	0	28
Charleston•	10-13	0-0	8-12	2-4-6	2	28	1	3	2	3	34
Gardner-Webb•	2-9	0-0	6-7	2-7-9	2	10	0	3	2	1	36
James Madison•	5-11	0-0	9-12	8-15-23	4	19	1	3	1	1	35
vs. Portland•	4-6	0-1	3-8	6-7-13	4	11	2	4	0	0	34
vs. Iowa State•	5-6	0-0	3-5	3-6-9	4	13	2	5	2	1	37
vs. Alabama•	7-12	0-0	6-6	6-4-10	4	20	2	6	3	0	38
at Indiana•	4-10	0-0	4-6	5-5-10	4	12	0	1	1	0	28
at Virginia Tech	DNP - right shoulder										
Georgia Tech•	8-16	0-1	5-9	7-6-13	1	21	1	0	1	0	34
The Citadel•	5-9	0-0	4-6	6-5-11	1	14	2	3	2	0	26
vs. Ohio State•	11-19	0-0	6-9	7-8-15	2	28	3	2	0	0	37
vs. Michigan•	11-15	0-0	4-7	0-5-5	4	26	0	0	0	1	32
at Pittsburgh•	8-14	0-1	6-7	5-8-13	1	22	3	4	2	0	37
Wake Forest•	7-11	0-0	7-10	2-7-9	2	21	5	0	1	2	38
Notre Dame•	9-17	0-0	3-7	6-7-13	2	21	4	2	2	0	31
at Virginia•	0-0	0-0	0-0	2-0-2	0	0	0	0	0	0	1
at Louisville•	5-8	0-1	4-5	4-12-16	4	14	1	2	0	0	25
Boston College•	8-11	0-0	4-7	5-11-16	4	20	3	2	1	1	35
NC State•	8-13	0-0	7-7	6-12-18	3	23	1	0	0	1	33
at Syracuse•	8-15	0-0	2-3	1-7-8	4	18	4	4	0	1	33
Pittsburgh•	3-10	0-0	9-15	5-6-11	3	15	1	2	2	0	35
at Duke•	6-12	0-0	2-2	4-6-10	4	14	2	2	2	1	35
at Wake Forest•	7-15	0-1	3-5	5-6-11	5	17	0	3	0	1	22
Clemson•	8-11	0-0	3-4	5-6-11	3	19	0	3	0	2	31
Miami•	5-6	0-1	2-6	1-3-4	5	12	0	2	2	1	33
at NC State•	6-14	0-0	4-7	6-8-14	3	16	1	2	1	0	34
at Notre Dame•	7-15	0-0	2-5	6-5-11	2	16	1	1	1	1	33
Virginia•	4-6	0-0	3-4	3-3-6	4	11	1	3	0	0	24
at Florida State•	0-4	0-0	1-2	4-4-8	3	1	0	0	0	0	21
Duke•	4-8	0-0	9-10	4-7-11	3	17	0	3	4	1	30
vs. BC (ACC)•	3-4	0-0	4-5	3-3-6	1	10	3	1	0	0	18
vs. Virginia•	2-4	0-0	0-0	1-2-3	2	4	0	3	0	0	21



ARMANDO BACOT IN THE RECORD BOOKS



MOST POINTS — UNC, CAREER

2,872	Tyler Hansbrough, 2005-2009
2,290	Phil Ford, 1974-78
2,145	Sam Perkins, 1980-84
2,047	Lennie Rosenbluth, 1954-57
2,015	Al Wood, 1977-81
2,007	Charlie Scott, 1967-70
2,003	Armando Bacot, 2019-
1,982	Larry Miller, 1965-68
1,974	Antawn Jamison, 1995-98
1,912	Brad Daugherty, 1982-86

REBOUNDS — UNC, CAREER

1,475	Armando Bacot, 2019-
1,219	Tyler Hansbrough, 2005-09
1,168	Sam Perkins, 1980-84
1,097	George Lynch, 1989-93
1,062	Billy Cunningham, 1962-65

REBOUNDS — ACC, CAREER

1,802	Dickie Hemric, Wake Forest, 1952-55
1,598	Ronnie Shavlik, NC State, 1954-56
1,570	Tim Duncan, Wake Forest, 1994-97
1,511	Ralph Sampson, Virginia, 1980-83
1,475	Armando Bacot, 2019-
1,311	Wayne Rollins, Clemson, 1974-77
1,262	Shelden Williams, Duke, 2003-06
1,242	Mike Gminski, Duke, 1977-80
1,219	Tyler Hansbrough, 2005-09
1,216	Dale Davis, Clemson, 1988-91

REBOUNDING AVERAGE — UNC, CAREER

15.4	Billy Cunningham, 1962-65
10.6	Doug Moe, 1958-61
10.5	Pete Brennan, 1955-58
10.4	Lennie Rosenbluth, 1954-57
10.3	Rusty Clark, 1966-69
10.2	Armando Bacot, 2019-
10.0	Sean May, 2002-05
10.0	Bud Maddie, 1953-54
9.9	Antawn Jamison, 1995-98
9.2	Larry Miller, 1965-68

REBOUNDS — UNC, SEASON

511	Armando Bacot, 2021-22
416	Brice Johnson, 2015-16
399	Tyler Hansbrough, 2007-08
397	Sean May, 2004-05
389	Antawn Jamison, 1997-98

REBOUNDS — ACC, SEASON

581	Ronnie Shavlik, NC State, 1954-55
545	Ronnie Shavlik, NC State, 1956-57
515	Dickie Hemric, Wake Forest, 1954-55
511	Armando Bacot, 2021-22
470	Len Chappell, Wake Forest, 1961-62

REBOUNDING AVERAGE — UNC, SEASON

16.1	Billy Cunningham, 1962-63
15.8	Billy Cunningham, 1963-64
14.3	Billy Cunningham, 1964-65
14.0	Doug Moe, 1960-61
13.1	Armando Bacot, 2021-22

OFFENSIVE REBOUNDS PER GAME — UNC, CAREER

3.62	Antawn Jamison, 1995-98 (376 in 104 games)
3.57	Armando Bacot (518 in 145 games)
3.47	Sean May, 2002-05
3.39	Tyler Hansbrough, 2005-09
3.06	George Lynch, 1989-93

OFFENSIVE REBOUNDS PER GAME — UNC, SEASON

4.19	Armando Bacot, 2022-23 (134 in 32 games)
4.18	Armando Bacot, 2021-22 (163 in 39 games)
3.87	Tyler Hansbrough, 2007-08
3.84	Tyler Zeller, 2011-12
3.84	Sean May, 2004-05

OFFENSIVE REBOUNDS — UNC, CAREER

518	Armando Bacot, 2019- (in 145 games)
482	Tyler Hansbrough, 2005-09 (in 142 games)
431	George Lynch, 1989-93
407	Kennedy Meeks, 2013-17
381	Eric Montross, 1990-94

OFFENSIVE REBOUNDS — UNC, SEASON

163	Armando Bacot, 2021-22 (163 in 39 games)
152	Kennedy Meeks, 2016-17
151	Tyler Hansbrough, 2007-08
146	Tyler Zeller, 2011-12
142	Sean May, 2004-05
138	George Lynch, 1992-93
134	Armando Bacot, 2022-23
131	Antawn Jamison, 1996-97
126	Antawn Jamison, 1997-98
126	Eric Montross, 1992-93

DOUBLE-DOUBLES (POINTS & REBOUNDS) — UNC, CAREER

74	Armando Bacot, 2019-
60	Billy Cunningham, 1962-65
51	Antawn Jamison, 1995-98
47	Tyler Hansbrough, 2005-09
47	Sam Perkins, 1980-84

DOUBLE-DOUBLES (POINTS & REBOUNDS) — ACC, CAREER

87	Tim Duncan, Wake Forest, 1994-97
84	Ralph Sampson, Virginia, 1980-84
74	Armando Bacot, 2019-
68	Ronnie Shavlik, NC State, 1954-56
67	Tom Burleson, NC State, 1972-74

GAMES W/10 OR MORE REBOUNDS — UNC, CAREER

82	Armando Bacot, 2019-
61	Billy Cunningham, 1962-65
53	Antawn Jamison, 1995-98
52	Sam Perkins, 1980-84
49	Tyler Hansbrough, 2005-09

GAMES W/10 OR MORE REBOUNDS — UNC, SEASON

32	Armando Bacot, 2021-22
23	Brice Johnson, 2015-16
22	Billy Cunningham, 1963-64
21	John Henson, 2011-12
21	John Henson, 2010-11
21	Antawn Jamison, 1997-98
21	Billy Cunningham, 1962-63

GAMES W/15 OR MORE REBOUNDS — UNC, CAREER

38	Billy Cunningham 1962-65
24	Armando Bacot, 2019-
15	Rusty Clark, 1966-69
14	Doug Moe, 1958-61
12	Lennie Rosenbluth, 1954-57

GAMES W/20 OR MORE REBOUNDS — UNC, CAREER

12	Billy Cunningham 1962-65
7	Armando Bacot, 2019-
5	Lennie Rosenbluth, 1954-57
3	Sean May, 2002-05
3	Paul Likins, 1951-55

AVERAGE A DOUBLE-DOUBLE — UNC, CAREER

Armando Bacot: 13.8 ppg, 10.2 rpg, 2019-
Sean May: 15.8 ppg & 10.0 rpg, 2002-05
Robert McAdoo: 19.5 ppg & 10.1 rpg, 1971-72
Rusty Clark: 14.7 ppg & 10.2 rpg, 1966-69
Billy Cunningham: 24.8 ppg & 15.4 rpg, 1962-65
Doug Moe: 16.5 ppg & 10.6 rpg, 1958-61
Pete Brennan: 16.4 ppg & 10.5 rpg, 1955-58
Lennie Rosenbluth: 26.9 ppg & 10.4 rpg, 1954-57

PCT. OF DOUBLE-DOUBLE GAMES — UNC CAREER

Name	Double-Doubles	Games	Pct.
Billy Cunningham, 1962-65	60	69	.870
Lennie Rosenbluth, 1954-57	39	76	.513
Armando Bacot, 2019-	74	145	.510
Antawn Jamison, 1995-98	51	104	.490
Doug Moe, 1958-61	29	60	.483
Rusty Clark, 1966-69	43	91	.473
Larry Miller, 1965-68	42	91	.462
Robert McAdoo, 1971-72	14	31	.452
Pete Brennan, 1955-58	35	81	.432
Sean May, 2002-05	33	77	.429

FREE THROWS MADE — UNC, CAREER

982	Tyler Hansbrough, 2005-09 (<i>NCAA record</i>)
603	Lennie Rosenbluth, 1954-57
561	Sam Perkins, 1980-84
560	Phil Ford, 1974-78
512	Bobby Lewis, 1964-67
508	Armando Bacot, 2019-
506	Pete Brennan, 1955-58
479	Mike O'Koren, 1976-80
452	Larry Miller, 1965-68
431	Dennis Wuycik, 1969-72

MOST FREE THROWS ATTEMPTED — CAREER

1,241	Tyler Hansbrough, 2005-09 (<i>ACC record</i>)
815	Lennie Rosenbluth, 1954-57
751	Armando Bacot, 2019-
719	Pete Brennan, 1955-58
705	Sam Perkins, 1980-84
693	Phil Ford, 1974-78

BLOCKS — CAREER

304	Brendan Haywood, 1997-01
279	John Henson, 2009-12
245	Sam Perkins, 1980-84
190	Warren Martin, 1981-86
185	Armando Bacot, 2019-

MISCELLANEOUS RECORDS

Most Double-Doubles in a Season, NCAA
31 by Bacot in 2021-22

Most Double-Doubles in one NCAA Tournament
6 by Bacot, 2021-22

Most Rebounds by a Tar Heel in an NCAA Tournament
99 by Bacot in six games in 2021-22

Most Rebounds by a Tar Heel in NCAA Tournament Game
22 by Bacot vs. St. Peter's, 2022 NCAA Regional Final
22 by Tyler Zeller vs. Ohio, 2012 Sweet 16

Most Rebounds by a Tar Heel in an NCAA Finals Game
15 by Bacot vs. Kansas, 2022

Most Rebounds by a Tar Heel in a Game vs. Louisville (22 on 2/1/22), NC State (18 twice, tied with Billy Cunningham) and Syracuse (18 on 2/28/22)



7 – SETH TRIMBLE

6-3, 195, Sophomore, Guard, Menomonee Falls, Wis.



X: @sethtrimble1
Instagram: sethtrim

2023-24: Averaging 6.2 points in 17.0 minutes per game • Arguably Carolina's best on-ball defender • Has come off the bench to provide a spark in numerous games • Has scored in double figures four times (once last season) and had nine points in one other game • Shooting 52.8% from the floor and 54.5% from three • Scored 10 points and tied his career high with six rebounds at Pittsburgh, the first time in his career he scored in double figures in back-to-back games • Led UNC with nine first-half points, the first time he

led UNC outright in scoring in a half • Career-high six field goals and six rebounds and his tied career high with 12 points vs. Charleston Southern • Career-high and game-high plus 24 in just under 14 minutes vs. Florida State • No other Tar Heel was better than plus 16 and no Seminole better than plus 9 • Subbed into the game with FSU leading by eight and left the game 8:09 later with UNC ahead by 11 • Scored seven points, had an assist, tied the game with a fastbreak layup and was part of Carolina's fullcourt press that flipped the game • Career-high 12 points and made two threes for the first time (both in UNC's 52-point second half) as a Tar Heel in the win over Arkansas • Made his third career start against Northern Iowa • Tied his then-career high with 11 points, including his second career three-pointer and a spectacular dunk in the win over UC Riverside • Made a career-best five field goals vs. UCR • Carolina's co-leader in assists with three against Lehigh • Sparked first-half run against Radford with his defensive effort.

2022-23: Averaged 1.8 points and 0.6 assists in 9.8 minutes per game • Played in all 33 games • Season-highs included 11 points in the home win over Wake Forest and five assists vs. The Citadel • Scored 50 of his 58 points in the first 17 games • Made two field goals and scored four points vs. Boston College in the ACC Tournament • Scored four points at Wake Forest, his first points since January 10 at Virginia and his first field goals since January 7 vs. Notre Dame • Played 12 minutes in Winston-Salem on February 7, his longest stint since he played 16 at Virginia • Made his first college start vs. Notre Dame • Played the second-most minutes among the non-starters • Played 20 or more minutes four times with highs of 23 vs. Notre Dame and 22 vs. Wake Forest.

2023-24	FG	3FG	FT	REB	PF	PTS	A	TO	B	S	MP
Radford	0-1	0-0	1-2	0-1-1	1	1	0	1	1	0	11
Lehigh	0-1	0-0	3-5	1-0-1	0	3	3	0	1	0	19
UC Riverside	5-7	1-1	0-0	0-2-2	2	11	1	0	0	0	15
vs. Northern Iowa	0-0	0-0	0-0	0-1-1	1	0	0	2	0	1	13
vs. Villanova	1-4	0-1	3-3	0-1-1	3	5	0	0	0	0	14
vs. Arkansas	4-5	2-2	2-4	1-3-4	4	12	0	1	0	0	25
Tennessee	2-5	0-1	0-0	2-0-2	3	4	0	1	0	1	13
Florida State	3-3	0-0	3-4	0-0-0	1	9	1	0	0	0	14
vs. UConn	1-2	0-1	0-0	1-3-4	3	2	1	0	0	0	16
vs. Kentucky	1-4	1-2	3-4	0-3-3	0	6	0	0	0	0	16
vs. Oklahoma	2-4	1-2	0-2	0-1-1	0	5	0	0	1	0	22
Charleston Southern	6-10	0-0	0-0	2-4-6	1	12	1	0	0	0	20
at Pittsburgh	3-7	1-1	3-4	2-4-6	3	10	1	1	0	1	23
at Clemson											
at NC State											
Syracuse											
Louisville											
at Boston College											
Wake Forest											
at Florida State											
at Georgia Tech											
Duke											
Clemson											
at Miami											
at Syracuse											
Virginia Tech											
at Virginia											
Miami											
NC State											
Notre Dame											
at Duke											

2022-23	FG	3FG	FT	REB	PF	PTS	A	TO	B	S	MP
UNCW	1-3	0-0	2-3	0-0-0	3	4	0	0	1	0	15
Charleston	2-2	0-0	0-0	0-0-0	3	4	0	0	0	0	11
Gardner-Webb	1-3	0-0	1-2	0-1-1	1	3	0	0	0	0	15
James Madison	2-4	1-1	0-1	0-1-1	3	5	0	1	0	1	12
vs. Portland	0-0	0-0	0-0	0-0-0	1	0	1	1	0	0	5
vs. Iowa State	0-1	0-0	2-2	0-1-1	1	2	0	1	0	0	13
vs. Alabama	0-0	0-0	0-1	0-1-1	0	0	0	0	0	0	7
at Indiana	1-1	0-0	1-2	0-1-1	1	3	0	1	0	0	9
at Virginia Tech	3-3	0-0	0-0	1-2-3	1	6	1	0	1	1	23
Georgia Tech	1-5	0-1	2-2	0-2-2	1	4	3	0	0	1	15
The Citadel	0-5	0-1	2-2	0-3-3	1	2	5	1	1	2	21
vs. Ohio State	0-0	0-0	0-0	0-0-0	0	0	1	2	0	0	11
vs. Michigan	0-1	0-1	1-2	0-0-0	2	1	0	1	0	0	18
at Pittsburgh	0-0	0-0	0-0	0-0-0	0	0	1	0	0	0	5
Wake Forest	4-4	0-0	3-4	1-1-2	3	11	0	1	2	0	22
Notre Dame	1-2	0-1	1-4	0-3-3	2	3	4	2	2	0	23
at Virginia	0-2	0-0	2-2	1-0-1	3	2	1	0	0	0	16
at Louisville	0-0	0-0	0-0	0-0-0	3	0	1	1	0	0	11
Boston College	0-0	0-0	0-0	0-0-0	0	0	1	1	0	0	3
NC State	0-0	0-0	0-0	0-0-0	1	0	0	1	0	0	4
at Syracuse	0-0	0-0	0-2	0-1-1	0	0	0	0	0	0	4
Pittsburgh	0-0	0-0	0-0	0-0-0	1	0	0	0	0	1	5
at Duke	0-0	0-0	0-0	0-2-2	0	0	0	1	0	0	4
at Wake Forest	2-3	0-0	0-0	0-1-1	5	4	0	0	1	0	12
Clemson	0-0	0-0	0-0	0-0-0	0	0	1	0	0	0	6
Miami	0-1	0-0	0-0	0-1-1	0	0	0	1	0	0	4
at NC State	0-1	0-1	0-0	0-1-1	0	0	0	1	0	0	6
at Notre Dame	0-0	0-0	0-0	0-0-0	2	0	0	0	0	0	4
Virginia	0-1	0-0	0-0	0-1-1	1	0	0	0	0	0	3
at Florida State	0-0	0-0	0-2	0-0-0	1	0	1	2	0	1	9
Duke	0-0	0-0	0-0	0-0-0	0	0	0	1	0	0	1
vs. BC (ACC)	2-2	0-0	0-0	0-1-1	1	4	1	0	0	0	5
vs. Virginia	0-0	0-0	0-0	0-0-0	0	0	0	0	0	0	0+

TRIMBLE'S STATS													
Year	GP-GS	Min.	Ave.	FGM-A	Pct.	3FGM-A	Pct.	FTM-A	Pct.	Off	Def	Reb	Ave.
2022-23	33-2	322	9.8	20-44	.455	1-6	.167	17-31	.548	3	24	27	0.8
2023-24	13-1	220	17.0	28-53	.528	6-11	.545	18-28	.643	9	23	32	2.5
Totals	46-3	543	11.8	48-97	.495	7-17	.412	35-59	.593	12	47	59	1.3



8 – PAXSON WOJCIK

6-5, 195, Grad Student, Guard, Charleston, S.C.



X: @paxsonwojcik
Instagram: paxsonwojcik

Career: Played two seasons at Loyola Chicago (2019-21) and two at Brown (2021-23) • Has totaled 787 points, 335 rebounds and 153 assists and made 109 three-pointers in 112 college games • Scored in double figures 38 times (24 times last season) with five 20-point games • Career-high five three-pointers vs. UMass-Lowell and 13 rebounds at Michigan State • Scored 14 points with six rebounds, three assists and two steals in the Smith Center vs. the Tar Heels on 11/12/2021 • Started all 54 games the previous two seasons

at Brown • Earned second-team All-Ivy League honors, Academic All-Ivy honors and was a team captain in 2022-23 • Originally from Chapel Hill, where his dad, Doug, was an assistant coach for the Tar Heels from 2000-03 • Last name pronounced WO-jick.

2023-24 at Carolina: Averaging 2.2 points in 10.5 minutes per game • Scored five second-half points in the win over Arkansas • Made two threes, one in the opener and the second vs. the Razorbacks • Started the first three games, including the season opener vs. Radford despite taking an errant elbow to the forehead during shootaround the day of the game, which led to 10 stitches • Scored or assisted on eight of UNC's first 13 points vs. Radford.

2022-23 at Brown: Earned second-team All-Ivy and Academic All-Ivy honors • Made 57 of 150 three-pointers (.380) and was fourth in the Ivy League in assists per game, tied for fourth in rebounds per game and fifth in scoring • Led the Bears with 87 assists, was the co-leader with 35 steals and was second in scoring (14.9 ppg), three-pointers (57) and rebounding (7.2 rpg) • Started all 27 games and averaged 34.6 minutes • Averaged 19.9 points and 3.6 assists over the last eight games • One of eight Division I players to average at least 14.5 points, seven rebounds and three assists • Scored in double figures 24 times with a career-best 25 against Yale in the season finale • Scored 20-plus points five times, all in the last eight games, including 24 at Penn, 20 at Columbia and 25 vs. Yale in his final three games for Brown • Had four double-doubles against Vermont, Loyola Maryland, Michigan State and Cornell • Career-high 13 rebounds at Michigan State • Made a three-pointer in 23 games with multiple threes 16 times • Career-high five 3FGs against UMass-Lowell and four in four other games.

2021-22 at Brown: Started all 27 games in which he played (missed the last two games due to injury) • Second on the team with 38 three-pointers and third in scoring with 9.6 points per game • Scored a season-high 17 points in wins over Sacred Heart and Harvard • Totaled 14 points, six rebounds, three assists and two steals in UNC's 94-87 win over Brown in the Smith Center.

2023-24	FG	3FG	FT	REB	PF	PTS	A	TO	B	S	MP
Radford•	2-2	1-1	0-0	2-1-3	1	5	3	1	0	0	20
Lehigh•	0-2	0-1	2-2	1-1-2	3	2	0	1	0	0	12
UC Riverside•	0-2	0-1	2-2	0-2-2	0	2	2	1	0	2	19
vs. Northern Iowa	1-2	0-0	4-4	0-0-0	0	6	0	0	0	0	13
vs. Villanova	1-3	0-2	0-0	0-0-0	3	2	0	0	0	0	20
vs. Arkansas	2-5	1-3	0-0	0-0-0	2	5	0	2	0	0	20
Tennessee	0-0	0-0	0-0	0-0-0	0	0	0	0	0	0	3
Florida State	0-2	0-1	0-0	0-0-0	0	0	1	0	0	0	4
vs. UConn	1-1	0-0	0-1	1-0-1	1	2	0	0	0	0	7
vs. Kentucky	1-1	0-0	0-0	0-0-0	2	2	0	0	0	0	2
vs. Oklahoma	0-1	0-1	0-0	0-0-0	0	0	0	0	0	0	2
Charleston Southern	1-4	0-3	0-0	0-1-1	1	2	0	1	0	0	11
at Pittsburgh	0-0	0-0	0-0	0-0-0	1	0	0	0	0	0	3
at Clemson											
at NC State											
Syracuse											
Louisville											
at Boston College											
Wake Forest											
at Florida State											
at Georgia Tech											
Duke											
Clemson											
at Miami											
at Syracuse											
Virginia Tech											
at Virginia											
Miami											
NC State											
Notre Dame											
at Duke											

2019-21 at Loyola Chicago: Played in 45 games in two seasons for the Ramblers • Scored 61 points with 37 rebounds and 18 assists in 30 games as a freshman and 37 points, 14 rebounds and six assists in 15 games as a sophomore.

WOJCIK'S STATS AT LOYOLA CHICAGO																
Years	GP-GS	Min.	Ave.	FGM-A	Pct.	3FGM-A	Pct.	FTM-A	Pct.	Off	Def	Reb	Ave.	A	TO	B
2018-19	30-1	327	10.9	25-48	.521	8-19	.421	3-7	.429	2	35	37	1.2	18	14	0
2019-20	15-0	93	6.2	13-26	.500	4-10	.400	7-9	.778	2	12	14	0.9	6	5	1
Totals	45-1	420	9.3	38-74	.514	12-29	.414	10-16	.625	4	47	51	1.1	24	19	1
WOJCIK'S STATS AT BROWN																
Years	GP-GS	Min.	Ave.	FGM-A	Pct.	3FGM-A	Pct.	FTM-A	Pct.	Off	Def	Reb	Ave.	A	TO	B
2021-22	27-27	746	27.6	93-221	.421	38-115	.330	35-53	.660	14	67	81	3.0	36	31	2
2022-23	27-27	933	34.6	137-297	.461	57-150	.380	71-103	.689	14	180	194	7.2	87	49	1
Totals	54-54	1679	31.1	230-518	.444	95-265	.358	106-156	.679	28	247	275	5.1	123	80	3
WOJCIK'S STATS AT CAROLINA																
Years	GP-GS	Min.	Ave.	FGM-A	Pct.	3FGM-A	Pct.	FTM-A	Pct.	Off	Def	Reb	Ave.	A	TO	B
2023-24	13-3	136	10.5	9-25	.360	2-13	.154	8-9	.889	4	5	9	0.7	6	6	0
WOJCIK'S FIVE-YEAR COLLEGE STATS																
Years	GP-GS	Min.	Ave.	FGM-A	Pct.	3FGM-A	Pct.	FTM-A	Pct.	Off	Def	Reb	Ave.	A	TO	B
Totals	111-58	2234	20.1	277-617	.449	109-307	.355	124-181	.685	36	299	335	3.0	153	105	4

PAXSON WOJCIK'S GAME-BY-GAME LOGS

2019-20 Loyola Chicago	FG	3FG	FT	REB	PF	PTS	A	TO	B	ST	MP
UC Davis	2-5	0-1	0-0	0-4-4	1	4	2	1	0	0	17
at Furman	1-3	0-0	0-0	1-1-2	1	2	0	0	0	0	9
Coppin State				DNP							
St. Joseph's	2-2	0-0	2-3	0-2-2	0	6	2	0	0	1	21
IUPUI	4-6	2-3	0-0	0-4-4	0	10	3	0	0	3	24
vs. South Florida	2-3	0-0	1-2	0-1-1	3	5	0	1	0	2	25
vs. Colorado State	2-2	0-0	0-0	0-4-4	2	4	2	1	0	0	32
vs. Old Dominion	0-0	0-0	0-0	0-2-2	1	0	1	2	0	0	12
at Ball State	0-0	0-0	0-0	0-0-0	0	0	0	1	0	0	7
Quincy	2-3	1-2	0-0	0-3-3	2	5	2	0	0	2	22
Norfolk State	0-1	0-1	0-0	0-0-0	0	0	0	1	0	0	12
vs. Vanderbilt	1-2	1-1	0-0	1-2-3	1	3	0	0	0	0	11
Davidson	0-0	0-0	0-0	0-3-3	1	0	0	0	0	0	11
at Valparaiso	0-0	0-0	0-0	0-0-0	0	0	0	0	0	0	4
Missouri State	0-0	0-0	0-0	0-0-0	0	0	0	0	0	1	5
at Drake	0-0	0-0	0-0	0-0-0	0	0	1	0	0	0	3
Evansville	2-2	2-2	0-1	0-2-2	0	6	0	2	0	1	14
Southern Illinois	0-0	0-0	0-0	0-0-0	0	0	0	0	0	0	2
at Illinois State	2-2	1-1	0-0	0-0-0	1	5	0	1	0	0	7
Indiana State	1-3	0-1	0-1	0-0-0	2	2	1	0	0	0	14
at Northern Iowa	1-1	1-1	0-0	0-2-2	3	3	0	0	0	0	10
at Southern Illinois	0-0	0-0	0-0	0-1-1	2	0	1	0	0	2	10
Bradley	0-0	0-0	0-0	0-0-0	0	0	0	0	0	1	7
at Indiana State	0-2	0-1	0-0	0-0-0	0	0	0	1	0	0	10
Valparaiso	0-1	0-1	0-0	0-0-0	2	0	0	0	0	0	4
at Evansville	0-1	0-1	0-0	0-0-0	0	0	0	0	0	0	3
Northern Iowa				DNP							
Illinois State	0-1	0-1	0-0	0-0-0	0	0	0	0	0	0	4
at Missouri State	0-0	0-0	0-0	0-0-0	1	0	0	1	0	0	3
Drake	0-2	0-1	0-0	0-1-1	0	0	1	0	0	1	8
at Bradley	1-2	0-0	0-0	0-1-1	0	2	1	1	0	0	7
vs. Valparaiso (MVC)	2-4	0-1	0-0	0-2-2	0	4	1	1	0	0	9
2020-21 Loyola Chicago	FG	3FG	FT	REB	PF	PTS	A	TO	B	ST	MP
Lewis	0-1	0-1	1-2	0-0-0	4	1	0	1	1	0	10
Chicago State	3-4	0-1	1-1	0-1-1	1	7	2	1	0	0	8
at Illinois-Chicago				DNP							
at Wisconsin				DNP							
vs. Richmond	0-0	0-0	0-0	0-0-0	0	0	0	0	0	0	3
St. Francis (IL)	1-2	0-0	2-2	0-6-6	2	4	2	1	0	0	23
Illinois State	2-4	1-1	0-0	1-2-3	0	5	1	1	0	0	10
Illinois State	0-1	0-1	3-3	0-0-0	1	3	0	0	0	0	3
North Texas				DNP							
at Indiana State				DNP							
at Indiana State				DNP							
Northern Iowa	0-0	0-0	0-0	0-0-0	0	0	0	0	0	0	1
Northern Iowa	3-5	1-2	0-1	0-1-1	0	7	1	0	0	2	11
at Valparaiso	2-3	1-2	0-0	1-1-2	0	5	0	1	0	0	5
at Bradley				DNP							
at Bradley				DNP							
at Missouri State	0-0	0-0	0-0	0-0-0	0	0	0	0	0	0	5
at Missouri State	0-1	0-1	0-0	0-0-0	0	0	0	0	0	0	3
Evansville				DNP							
Evansville				DNP							
at Drake	1-1	0-0	0-0	0-0-0	0	2	0	0	0	0	2
at Drake				DNP							
Valparaiso				DNP							
Southern Illinois				DNP							
Southern Illinois				DNP							
vs. S. Illinois (MVC)	1-4	1-1	0-0	0-1-1	0	3	0	0	0	0	6
vs. Indiana State	0-0	0-0	0-0	0-0-0	1	0	0	0	0	0	3
vs. Drake				DNP							
vs. Georgia Tech (NCAA)				DNP							
vs. Illinois				DNP							
vs. Oregon State	0-0	0-0	0-0	0-0-0	0	0	0	0	0	0	0

2021-22 Brown	FG	3FG	FT	REB	PF	PTS	A	TO	B	ST	MP
Salve Regina	4-7	4-7	0-0	0-5-5	0	12	3	0	0	0	22
at North Carolina	7-19	0-5	0-1	0-6-6	4	14	3	0	0	2	36
Central Connecticut	4-9	1-5	3-3	1-5-6	2	12	1	2	0	0	28
Johnson & Wales	4-6	1-3	0-0	1-2-3	2	9	1	2	0	1	16
vs. Creighton	3-10	2-5	4-5	1-2-3	1	12	0	3	1	1	29
vs. Bradley	2-7	1-2	2-5	0-0-0	1	7	0	0	0	0	31
vs. Colorado	4-8	1-4	5-7	0-5-5	1	14	1	2	0	0	33
Bryant	2-7	0-3	0-0	1-2-3	1	4	1	2	0	1	35
at Quinnipiac	1-8	1-6	0-0	1-3-4	2	3	2	3	0	0	30
at UMass-Lowell	2-6	2-3	3-5	1-2-3	2	9	4	2	0	4	32
Sacred Heart	7-11	3-7	0-0	0-2-2	1	17	1	1	0	0	28
at Merrimack	4-5	4-5	2-2	1-2-3	0	14	1	2	0	0	27
Vermont	5-10	1-5	2-3	1-4-5	3	13	2	1	0	0	33
at Syracuse	3-8	2-4	0-0	1-0-1	0	8	1	1	0	1	25
at Maryland	1-4	0-1	1-3	2-7-9	1	3	3	1	0	1	31
at Penn	4-8	0-2	1-1	0-0-0	3	9	1	1	0	1	29
at Harvard	6-12	3-6	2-4	0-4-4	2	17	2	1	0	0	32
at Dartmouth	0-7	0-5	0-0	0-1-1	1	0	0	1	0	0	24
at Princeton	3-7	1-3	2-2	0-2-2	2	9	0	3	0	3	32
Yale	5-10	2-6	1-1	0-3-3	2	13	1	0	0	0	30
at Columbia	5-8	4-6	1-3	0-3-3	2	15	0	2	0	2	22
Cornell	5-10	3-8	3-3	2-2-4	2	16	3	0	1	1	32
Harvard	3-7	1-4	0-0	1-2-3	1	7	4	1	0	2	36
Dartmouth	4-8	0-2	3-5	0-1-1	1	11	1	0	0	2	29
at Cornell	1-4	0-2	0-0	0-0-0	1	2	0	0	0	1	8
Princeton	3-9	1-5	0-0	0-2-2	3	7	0	0	0	1	24
Penn	1-6	0-1	0-0	0-0-0	1	2	0	0	0	0	12
vs. Columbia				DNP							
at Yale				DNP							
2022-23 Brown	FG	3FG	FT	REB	PF	PTS	A	TO	B	ST	MP
at Vermont	5-12	1-5	2-2	0-10-10	2	13	2	4	0	3	33
Colgate	4-9	2-4	2-2	1-6-7	0	12	3	2	0	1	26
at Loyola (MD)	4-9	3-4	1-4	0-10-10	3	12	5	2	0	2	38
Stony Brook	2-7	1-6	2-5	0-5-5	3	7	4	1	0	3	34
UMass-Lowell	6-12	5-10	0-0	0-4-4	3	17	1	2	0	3	33
Maine	4-6	2-4	1-1	2-6-8	3	11	2	0	0	0	35
at Central Connecticut	4-10	0-3	3-5	0-5-5	1	11	2	3	0	0	34
at Bryant	6-12	3-8	3-4	0-4-4	2	18	1	1	0	1	37
at Hartford	8-12	3-6	0-0	0-4-4	3	19	6	2	0	0	31
at Rhode Island	3-14	1-8	1-3	0-11-11	0	8	1	0	0	1	36
at Michigan State	3-11	1-6	3-4	3-10-13	0	10	4	1	0	1	35
New Hampshire	3-10	2-5	0-0	1-5-6	4	8	4	2	0	0	28
at Northwestern	4-13	4-9	1-2	0-8-8	4	13	4	4	0	2	34
Penn	4-10	1-3	1-3	0-4-4	2	10	3	1	0	1	34
Harvard	6-11	4-8	1-1	0-6-6	4	17	3	4	0	1	39
Dartmouth	5-12	4-7	2-2	0-5-5	2	16	4	0	0	3	35
Princeton	5-10	1-3	3-5	0-5-5	3	14	4	0	0	1	36
at Yale	5-11	1-4	2-4	0-9-9	1	13	3	3	0	1	37
Columbia	7-10	0-1	0-0	1-6-7	2	14	2	1	0	1	32
at Cornell	7-13	4-7	4-4	0-9-9	1	22	4	4	1	1	36
at Dartmouth	4-10	3-7	4-4	1-8-9	3	15	6	2	0	1	36
at Harvard	6-13	3-7	8-11	1-7-8	0	23	0	1	0	1	36
Cornell	6-12	3-7	0-0	0-11-11	3	15	6	1	0	0	35
at Princeton	4-13	0-5	7-10	2-6-8	3	15	1	2	0	1	33
at Penn	6-10	3-5	9-11	0-2-2	0	24	2	3	0	1	34
at Columbia	7-9	0-1	6-9	2-6-8	2	20	6	2	0	2	37
Yale	9-16	2-7	5-7	0-8-8	5	25	4	1	0	3	38



24 – JAE'LYN WITHERS

6-9, 215, Grad Student, Forward, Charlotte, N.C.



X: @jaelynwITHERS
Instagram: jaelynwITHERS

Career: Earned his degree in 2023 in exercise science from the University of Louisville • Made 64 starts in 81 games over the past three seasons for the Cardinals, averaging 8.0 points and 5.6 rebounds • Red-shirted in 2019-20 then earned All-ACC Freshman team honors the following season, when he averaged 10.1 points and 7.7 rebounds and led Louisville in field goal shooting at 55.1% • Has scored in double figures 31 times with a career-best 20 points twice, grabbed a career-high 13 rebounds twice and has five double-doubles in

points and rebounds • Made a career-best four three-pointers three times • Originally from Charlotte, where his father, Curtis, was a three-time all-conference standout for the 49ers • First name pronounced JAY-lynn.

2023-24 at Carolina: Averaging 3.7 points and 2.7 rebounds in 13.9 minutes per game • Tied for second on the team with 10 blocked shots, including five in the last four games • Started three games at power forward • Had six points, including an offensive rebound/slam, at Pittsburgh • Was a plus 13 in 19 minutes (longest stint in five games) against Kentucky, contributing four points, three boards, two assists, two blocks and two steals • Season-high 11 points vs. Northern Iowa • Career-high three blocks vs. UC Riverside • Scored four points and had two steals against Radford.

2022-23 at Louisville: Averaged 8.9 points and 5.3 rebounds • Shot 43.3% from the floor, including a team-high 41.7% from three (40 of 96) • Team captain • Scored in double figures 13 times, 10 in ACC play, with a high of 19 against Georgia Tech • Also had a career-high 13 rebounds vs. the Yellow Jackets for one of his two double-doubles (also 15 and 11 and a career-high five steals vs. Wright State) • Made a career-best four three-pointers against Georgia Tech, Florida State and Miami • Made a three in 21 games with multiple threes 12 times • Made 17 threes over a six-game stretch midway through conference play • Made 7 of 10 field goals, including 4 of 6 from three, and had five rebounds at Miami • Eight points and eight rebounds at home against UNC.

2021-22 at Louisville: Averaged 5.8 points and 4.6 rebounds in 29 games • Made 15 starts • Second on the team in rebounding and third with 20 steals • Scored in double figures eight times with a season-high 20 on 9 of 17 shooting from the floor at Notre Dame • Grabbed 11 rebounds vs. Maryland and had 10 vs. Clemson • Suffered a right knee contusion at Virginia Tech late in the season and did not play in the final three games • Averaged eight points and shot 45% from the floor in the 12 games prior to the injury • Also played limited minutes in two games in late February after taking an elbow in practice and needing stitches in his mouth.

2020-21 at Louisville: Earned ACC All-Freshman team honors after averaging 10.1 points and 7.7 rebounds and shooting 55.2% from the floor (79 of 143) • Red-shirted in 2019-20 • Third in the ACC in offensive rebound percentage and seventh in rebounds per game • First Cardinal to earn ACC freshman team honors since the Cardinals joined the league and Louisville's first freshman honoree since Chane Behanan made the Big East All-Rookie team in 2012 • Only Cardinal to start every game • Scored in

2023-24	FG	3FG	FT	REB	PF	PTS	A	TO	B	S	MP
Radford	2-2	0-0	0-0	0-1-1	2	4	0	1	0	2	15
Lehigh	2-5	0-0	0-0	0-3-3	1	4	1	0	0	1	13
UC Riverside	0-1	0-0	2-2	0-3-3	1	2	0	0	3	1	16
vs. Northern Iowa	4-5	1-2	2-2	0-4-4	2	11	2	1	1	0	22
vs. Villanova	0-2	0-1	2-2	1-6-7	5	2	0	4	0	0	20
vs. Arkansas	2-5	0-1	1-2	2-3-5	3	5	0	0	0	0	16
Tennessee	0-2	0-0	0-0	1-1-2	2	0	1	3	0	0	12
Florida State	0-0	0-0	1-2	1-0-1	0	1	0	0	1	0	7
vs. UConn	0-2	0-1	0-0	0-2-2	1	0	1	0	0	0	9
vs. Kentucky	1-4	0-2	2-2	0-3-3	2	4	2	1	2	2	19
vs. Oklahoma	1-2	0-1	2-2	0-0-0	3	4	0	0	1	0	4
Charleston Southern	2-2	1-1	0-0	0-1-1	1	5	2	0	2	0	16
at Pittsburgh	2-3	0-1	2-2	2-1-3	3	6	0	2	0	0	12
at Clemson											
at NC State											
Syracuse											
Louisville											
at Boston College											
Wake Forest											
at Florida State											
at Georgia Tech											
Duke											
Clemson											
at Miami											
at Syracuse											
Virginia Tech											
at Virginia											
Miami											
NC State											
Notre Dame											
at Duke											

double figures nine times with a season-high 20 in his third college game against Prairie View • Named ACC Co-Freshman of the Week after averaging 14 points and 11 rebounds and shooting 52.4 percent from the field in wins over Notre Dame and Duke • Scored a dozen points and grabbed a season-high 13 rebounds against the Irish and had 16 points, nine boards at Duke • Had three double-doubles (also 16 and 12 vs. Virginia Tech and 18 and 11 at Miami) • The 16 and 12 against the Hokies made him the first Louisville freshman to have at least 15 points and 12 rebounds in league play since Pervis Ellison had 21 and 13 vs. Memphis in 1986 • Scored 10 of his 13 points in the second half in the Cards' home win over the Blue Devils.

WITHERS' STATS AT LOUISVILLE																	
Year	GP-GS	Min.	Ave.	FGM-A	Pct.	3FGM-A	Pct.	FTM-A	Pct.	Off	Def	Reb	Ave.	A	TO	B	S
2020-21	20-20	515	25.7	79-143	.552	8-21	.381	36-53	.679	51	102	153	7.7	9	24	7	18
2021-22	29-15	525	18.1	64-156	.410	15-64	.234	24-36	.667	30	102	132	4.6	16	44	12	20
2022-23	32-29	800	25.0	97-224	.433	40-96	.417	50-68	.735	24	146	170	5.3	25	71	13	22
Totals	81-64	1840	22.7	240-523	.459	63-181	.348	110-157	.701	105	350	455	5.6	50	139	32	60
WITHERS' STATS AT CAROLINA																	
Year	GP-GS	Min.	Ave.	FGM-A	Pct.	3FGM-A	Pct.	FTM-A	Pct.	Off	Def	Reb	Ave.	A	TO	B	S
2023-24	13-3	181	13.9	16-35	.457	2-10	.200	14-16	.875	7	28	35	2.7	9	12	10	6
WITHERS' FOUR-YEAR COLLEGE STATS																	
Year	GP-GS	Min.	Ave.	FGM-A	Pct.	3FGM-A	Pct.	FTM-A	Pct.	Off	Def	Reb	Ave.	A	TO	B	S
Totals	94-67	2020	21.5	256-558	.459	65-191	.340	124-173	.717	112	378	490	5.2	59	151	42	66

JAE'LYN WITHERS' GAME-BY-GAME LOGS

2020-21 (Louisville)	FG	3FG	FT	REB	PF	PTS	AST	TOV	BLK	STL	MP
Evansville•	3-6	1-2	1-2	1-4-5	4	8	0	1	0	0	17
Seton Hall•	3-6	0-1	5-6	0-6-6	3	11	1	2	0	0	31
Prairie View•	8-10	1-2	3-5	1-8-9	2	20	1	1	0	0	32
Western Kentucky•	3-9	0-2	2-2	2-7-9	5	8	2	1	1	3	27
at Wisconsin•	3-5	0-1	0-0	1-2-3	0	6	1	1	0	1	14
at Pitt•	3-7	0-0	0-1	5-2-7	2	6	1	1	1	1	23
Kentucky•	3-3	0-0	2-2	2-7-9	4	8	1	1	0	0	29
at Boston College•	2-3	0-0	1-1	1-6-7	5	5	0	3	0	0	22
Virginia Tech•	6-12	0-1	4-4	3-9-12	4	16	0	1	1	2	29
at Wake Forest•	2-2	0-0	0-0	0-1-1	5	4	0	0	0	0	9
at Miami•	8-9	1-1	1-3	3-8-11	4	18	0	2	1	2	28
Florida State•	6-9	0-0	2-3	3-6-9	1	14	0	0	0	0	36
Duke•	5-6	0-0	3-5	3-4-7	3	13	0	3	0	0	27
at Clemson•	2-7	0-1	3-5	4-8-12	1	7	0	0	0	3	32
Georgia Tech•	2-5	0-0	2-2	3-4-7	3	6	1	0	2	1	20
at North Carolina•	2-6	0-1	0-0	6-2-8	3	4	0	2	0	0	20
Notre Dame•	5-11	2-2	0-0	4-9-13	3	12	1	1	0	1	26
at Duke•	6-10	1-3	3-5	4-5-9	5	16	0	2	1	1	36
Virginia•	4-10	2-4	2-5	3-3-6	1	12	0	2	0	2	31
vs. Duke (ACC)•	2-6	0-0	2-2	2-1-3	4	6	0	0	0	1	25
2021-22 (Louisville)	FG	3FG	FT	REB	PF	PTS	AST	TOV	BLK	STL	MP
Southern•	1-2	1-2	0-0	2-6-8	4	3	0	3	1	1	13
Furman•	6-15	2-7	0-0	0-9-9	3	14	1	1	1	1	34
Navy•	4-4	1-1	2-2	1-2-3	1	11	0	2	0	3	26
Detroit Mercy•	1-4	0-2	0-0	1-2-3	3	2	1	2	0	0	21
vs. Mississippi State•	4-6	2-4	1-2	0-3-3	4	11	0	2	0	1	21
vs. Maryland•	1-3	0-2	3-4	4-7-11	1	5	0	3	2	1	18
at Michigan State•	3-6	0-3	1-3	0-2-2	3	7	1	1	0	2	19
at NC State•	1-6	0-2	1-1	2-3-5	2	3	0	1	0	0	17
DePaul	0-2	0-1	0-0	0-3-3	2	0	1	3	1	0	10
Southeastern Louisiana	1-3	0-0	1-2	1-5-6	0	3	3	3	0	0	23
at Western Kentucky•	0-4	0-1	1-2	0-6-6	2	1	2	0	0	0	20
Wake Forest	2-5	2-4	0-0	1-7-8	4	6	0	2	0	0	18
at Georgia Tech	0-2	0-1	1-2	0-2-2	2	1	1	2	0	0	10
Pittsburgh	0-1	0-1	0-0	0-1-1	0	0	0	1	0	0	5
at Florida State	1-3	0-0	2-2	1-3-4	2	4	0	0	0	0	14
NC State	0-0	0-0	0-0	0-0-0	0	0	0	1	0	0	3
at Pittsburgh	0-3	0-1	0-0	0-2-2	0	0	1	0	0	0	11
Boston College	4-6	0-1	2-3	1-4-5	1	10	1	3	0	1	22
Notre Dame	4-10	0-3	1-2	4-5-9	0	9	1	1	0	1	19
at Virginia	1-2	0-1	0-0	0-2-2	1	2	0	2	0	0	7
Duke	0-1	0-1	2-2	0-3-3	2	2	1	0	0	0	15
North Carolina	5-9	2-4	0-0	1-1-2	5	12	0	2	2	0	24
at Syracuse	4-9	0-3	5-6	4-1-5	2	13	2	2	1	1	26
at Notre Dame•	9-17	1-4	1-2	1-4-5	4	20	0	0	0	3	30
Miami•	4-11	1-3	0-1	2-4-6	4	9	0	2	1	3	25
Clemson•	3-8	1-4	0-0	2-8-10	1	7	0	1	2	1	30
at North Carolina•	4-9	2-6	0-0	0-7-7	1	10	0	2	0	1	33
at Wake Forest•	1-3	0-1	0-0	1-0-1	1	2	0	0	0	0	6
at Virginia Tech•	0-2	0-1	0-0	1-0-1	1	0	0	2	1	0	7
Virginia	DNP – right knee contusion										
vs. Georgia Tech (ACC)	DNP – right knee contusion										
vs. Virginia	DNP – right knee contusion										

2022-23 (Louisville)	FG	3FG	FT	REB	PF	PTS	AST	TOV	BLK	STL	MP
Bellarmine•	5-9	2-3	5-5	0-2-2	5	17	0	3	0	2	25
Wright State•	7-11	1-5	0-0	0-11-11	0	15	0	2	0	5	34
Appalachian State•	0-1	0-0	0-0	0-0-0	5	0	0	3	0	0	10
vs. Arkansas•	1-4	0-2	5-6	0-5-5	4	7	1	3	0	1	25
vs. Texas Tech•	3-7	1-2	0-0	0-5-5	2	7	0	5	0	0	25
vs. Cincinnati•	2-7	1-5	1-3	2-5-7	4	6	2	0	0	0	30
Maryland•	2-7	0-2	1-2	0-2-2	3	5	0	2	0	0	17
Miami•	4-8	2-4	2-2	1-5-6	2	12	0	3	1	0	26
at Florida State•	3-10	2-5	0-0	2-5-7	2	8	3	1	1	1	25
Western Kentucky•	4-4	2-2	0-0	1-5-6	3	10	3	3	0	1	19
Florida A&M•	3-6	1-2	0-0	2-3-5	1	7	1	4	1	0	18
Lipscomb•	4-10	1-2	0-0	1-3-4	1	9	1	1	0	1	25
at NC State•	0-3	0-0	1-2	1-2-3	2	1	0	3	1	0	17
at Kentucky•	0-1	0-0	2-2	0-1-1	2	2	0	1	0	0	17
Syracuse	4-11	2-6	0-0	0-7-7	4	10	1	2	1	1	22
Wake Forest	3-7	2-4	3-4	2-3-5	1	11	0	1	1	0	27
at Clemson	4-6	3-3	0-0	0-1-1	2	11	0	3	1	1	21
North Carolina•	3-9	0-3	2-3	2-6-8	2	8	0	1	0	0	31
Pittsburgh•	2-6	1-3	3-4	1-6-7	2	8	0	1	1	1	26
at Boston College•	6-12	2-4	2-2	0-7-7	3	16	1	3	0	0	30
at Notre Dame•	4-10	2-5	0-0	2-2-4	4	10	0	4	1	0	16
Georgia Tech•	4-8	4-6	7-9	0-13-13	4	19	1	2	0	2	35
Florida State•	4-7	4-6	2-2	0-4-4	1	14	1	3	0	0	34
at Pittsburgh•	2-7	1-2	4-6	0-1-1	3	9	1	2	0	1	22
at Miami •	7-10	4-6	0-0	0-5-5	3	18	1	2	1	1	38
Virginia•	4-11	1-7	3-4	0-8-8	2	12	0	1	2	0	31
Clemson•	3-6	0-0	2-2	1-8-9	2	8	2	2	0	2	33
at Duke•	1-7	0-2	0-0	1-3-4	1	2	0	1	0	2	29
at Georgia Tech•	3-8	1-3	1-2	2-7-9	1	8	3	1	1	0	28
Virginia Tech•	1-1	0-0	0-2	2-2-4	2	2	1	3	0	0	21
at Virginia•	2-5	0-1	2-4	1-2-3	2	6	0	2	0	0	19
vs. BC (ACC)•	2-5	0-1	2-2	0-7-7	3	6	2	3	0	0	24



55 – HARRISON INGRAM

6-7, 225, Junior, Forward, Dallas, Texas



X: @HarrisonIngram Instagram: harrison.ingram

Career: Scored 856 points, grabbed 496 rebounds and has 251 assists in 78 college games • Played the previous two seasons at Stanford, where he averaged 10.5 points, 6.2 rebounds and 3.4 assists in 65 games • Was the 2022 Pac-12 Freshman of the Year • Made 62 starts for former UNC assistant coach Jerod Haase.

Has scored in double figures 49 times, including 22 consecutive games (his last 10 games at Stanford first 12 games as a Tar Heel) • Career-high 24 points against Ole Miss on 11/24/2022 •

Made a career-high four three-pointers three times this season (UNI, Villanova and Tennessee) • Nine games with 10 or more rebounds and seven double-doubles • Career-best 15 rebounds in the previous game at Pittsburgh • Handed out five or more assists 24 times, including nine at Oregon State on 2/12/2022.

2023-24 at Carolina: Averaging 13.4 points, third highest on the team, and is second with 7.0 rebounds per game • Scored in double figures in 12 games • Second on the team with 24 three-pointers • Made 24 of 56 three-pointers for a team-leading and career-best percentage of .429 • Ninth in the ACC in three-point percentage • Made three or more 3FGs five times • Leads UNC with 20 steals with a high of four against Oklahoma.

Made only 2 of 14 shots from the floor (missed his first 11 attempts) but was a key contributor in the win at Pittsburgh with a career-high 15 rebounds, three assists, two blocks and a three-pointer with 4:10 to play that gave UNC a nine-point lead • Hit a 12-foot bank shot with 1:14 to play that narrowly beat the shot clock to give UNC a 75-67 lead in the win over Oklahoma • Made a career-high four steals, which helped UNC limit the previously unbeaten Sooners to a season-low 69 points and led to 24 Tar Heel points off turnovers • Had three assists, three steals and two blocks (tied career highs in blocks and steals) to go with 10 points vs. Kentucky • Tied his career best with eight field goals, third game with 20 points (three in the last five games) and tied for the team lead with five assists in Madison Square Garden vs. UConn • Was the second time this year with five or more assists and fourth game making at least three 3FGs • Nine of his 11 points in the second half vs. FSU • Scored UNC's first six points and totaled 15 of his 20 in the first half in the win over Tennessee • Tied his career high with three steals vs. the Vols • Shot 53.3% from the floor, averaged 16.3 points and had two double-doubles in the three games in the Bahamas • Set a career-best with four 3FGs (three in the second half to help UNC overcome a six-point halftime deficit) in the win over UNI • Made four more 3FGs the next day vs. Villanova, but fouled out with 3:44 to play after scoring 20 points • Was the first time he fouled out in 70 college games • Season-high six assists and a 13/10 double-double in the win over Arkansas • Hit 6 of 11 from the floor and had 14 points and seven rebounds vs. Lehigh • Scored a dozen points, hit two threes, had three assists and tied his career-best with two blocks in UNC debut vs. Radford.

2022-23 at Stanford: Averaged 10.5 points and 5.8 rebounds and led the Cardinal and was eighth in the Pac-12 in assists with 3.7 per game • One of seven players in a major conference to average at least 10.5 points, 5.8 rebounds and 3.7 assists • One of only two players in the Pac-12 in the

2023-24	FG	3FG	FT	REB	PF	PTS	A	TO	B	S	MP
Radford•	4-9	2-5	2-5	1-3-4	1	12	3	2	2	0	27
Lehigh•	6-11	1-3	1-3	2-5-7	2	14	1	1	1	0	27
UC Riverside•	4-11	1-4	1-2	3-6-9	1	10	1	0	0	1	26
vs. Northern Iowa•	5-12	4-6	2-2	4-6-10	2	16	3	1	0	1	31
vs. Villanova•	6-8	4-5	4-6	0-2-2	5	20	2	2	0	2	32
vs. Arkansas•	5-10	0-2	3-5	2-8-10	3	13	6	2	0	2	40
Tennessee•	6-12	4-8	4-4	2-4-6	1	20	0	2	0	3	38
Florida State•	3-11	0-4	5-7	3-3-6	2	11	2	1	0	2	37
vs. UConn•	8-13	3-4	1-3	1-3-4	3	20	5	2	0	1	38
vs. Kentucky•	4-10	0-3	2-4	1-3-4	2	10	3	1	2	3	34
vs. Oklahoma•	4-6	1-2	2-2	2-5-7	4	11	2	2	1	4	30
Charleston Southern•	3-9	3-5	1-2	3-4-7	0	10	2	1	0	1	21
at Pittsburgh•	2-14	1-5	2-2	5-10-15	1	7	3	0	2	0	35
at Clemson											
at NC State											
Syracuse											
Louisville											
at Boston College											
Wake Forest											
at Florida State											
at Georgia Tech											
Duke											
Clemson											
at Miami											
at Syracuse											
Virginia Tech											
at Virginia											
Miami											
NC State											
Notre Dame											
at Duke											

top 15 in rebounding and top 10 in assists • Was second on the team in scoring and rebounding • Scored in double figures 20 times, including 10 straight games in Pac-12 play to end the season • Had 76 assists and 39 turnovers in his last 17 games • Season-high and career-best 24 points vs. Ole Miss in Lake Buena Vista, Fla., when he was 6 for 12 from the floor, 3 for 5 from three and 9 for 10 from the free throw line • Totaled 12 points, nine rebounds and seven assists in the Cardinal's upset win over No. 4 Arizona.

2021-22 at Stanford: The Pac-12 Freshman of the Year • Six-time Pac-12 Freshman of the Week, the second-most in league history • Made honorable mention all-conference • Stanford Athletic Board Awards Conference Athlete of the Year • First Cardinal to win Pac-12 Freshman-of-the-Year honors since Casey Jacobsen in 1999-2000 • Averaged 10.5 points, 6.7 rebounds and 3.0 assists • His 6.7 rebounds were the second-most ever per game by a Stanford freshman • One of two Pac-12 freshman to average double figures in scoring • Ranked in the top 10 in several categories by a Stanford freshman – second in rebound average, sixth in assists, ninth in three-pointers and steals and 10th in scoring • Season-high 21 points, one of 17 games in double figures, in a win over No. 5 USC • Career-high nine assists in a win at Oregon State • Had five double-doubles, including three in league play vs. USC, Arizona State and Washington • Scored with 0.7 seconds to play against Dartmouth to send the game to overtime, where Stanford won.

INGRAM'S STATS AT STANFORD																			
Year	GP-GS	Min.	Ave.	FGM-A	Pct.	3FGM-A	Pct.	FTM-A	Pct.	Off	Def	Reb	Ave.	A	TO	B	S	Pts	Ave.
2021-22	32-30	995	31.1	119-307	.388	36-115	.313	63-95	.663	58	156	214	6.7	97	72	8	30	337	10.5
2022-23	33-32	920	27.9	124-304	.408	36-113	.319	61-102	.598	60	131	191	5.8	121	75	15	25	345	10.5
Totals	65-62	1915	29.5	243-611	.398	72-228	.316	124-197	.629	118	287	405	6.2	218	147	23	55	682	10.5

INGRAM'S STATS AT CAROLINA																			
Year	GP-GS	Min.	Ave.	FGM-A	Pct.	3FGM-A	Pct.	FTM-A	Pct.	Off	Def	Reb	Ave.	A	TO	B	S	Pts	Ave.
2023-24	13-13	416	32.0	60-136	.441	24-56	.429	30-47	.638	29	62	91	7.0	33	17	8	20	174	13.4

INGRAM'S THREE-YEAR COLLEGE STATS																			
Year	GP-GS	Min.	Ave.	FGM-A	Pct.	3FGM-A	Pct.	FTM-A	Pct.	Off	Def	Reb	Ave.	A	TO	B	S	Pts	Ave.
Totals	78-75	2331	29.9	303-747	.406	96-284	.338	154-244	.631	147	349	496	6.4	251	164	31	75	856	11.0

HARRISON INGRAM'S GAME-BY-GAME LOGS

Stanford 2021-22	FG	3FG	FT	REB	PF	PTS	A	TO	B	S	MP
Tarleton State•	7-11	1-2	1-1	3-4-7	2	16	1	1	0	0	31
at Santa Clara•	5-13	3-7	6-7	3-3-6	1	19	2	2	1	0	29
San Jose State•	8-13	2-3	1-3	4-7-11	3	19	6	1	0	1	38
Valparaiso	0-3	0-2	4-4	0-2-2	1	4	5	0	0	2	19
at Baylor•	2-7	0-1	0-1	2-7-9	2	4	2	0	1	0	30
NC A&T•	4-9	0-1	6-7	5-5-10	0	14	3	2	1	2	27
at Colorado•	3-13	2-7	0-0	1-1-2	2	8	5	3	0	0	33
Oregon•	5-11	3-7	3-4	2-6-8	2	16	5	2	0	1	33
Dartmouth•	6-15	1-4	0-0	0-7-7	1	13	2	1	0	1	38
vs. Texas•	5-13	0-4	5-5	2-5-7	2	15	3	4	0	3	31
vs. Wyoming•	1-4	0-2	3-4	4-3-7	2	5	1	1	0	0	18
vs. Liberty•	4-8	1-2	4-7	2-5-7	3	13	2	5	0	1	32
USC•	6-11	3-5	6-7	5-5-10	2	21	2	0	0	1	33
at Washington State•	1-6	0-3	2-3	0-4-4	2	4	3	3	0	0	30
at Washington•	2-6	2-4	1-2	1-6-7	2	7	2	4	1	1	23
Arizona•	2-7	1-2	0-1	3-4-7	2	5	1	0	0	2	27
Arizona State•	3-7	2-3	5-10	6-4-10	1	13	3	4	0	0	34
at USC•	4-10	2-6	2-2	1-2-3	1	12	5	0	0	1	36
at UCLA•	2-7	1-3	0-0	0-5-5	1	5	0	4	0	0	29
California•	4-10	0-4	4-4	0-4-4	2	12	1	1	0	2	31
Washington State•	2-11	0-7	1-2	2-2-4	1	5	1	2	0	1	31
Washington•	7-13	2-5	1-1	1-9-10	2	17	2	2	0	0	29
UCLA•	7-13	1-3	2-6	3-5-8	1	17	2	4	2	1	35
at Oregon•	4-10	2-6	0-0	1-3-4	2	10	4	4	0	0	33
at Oregon State•	7-10	2-2	0-0	0-6-6	3	16	9	2	0	1	37
Utah•	2-5	1-3	0-0	0-7-7	0	5	6	3	0	1	33
Colorado	1-9	0-4	0-1	0-5-5	2	2	1	2	0	2	33
at California•	2-10	1-4	1-3	1-2-3	3	6	2	0	0	0	30
at Arizona•	2-12	0-3	0-2	1-8-9	3	4	5	2	0	0	31
at Arizona State•	2-10	1-2	3-4	4-5-9	2	8	4	7	1	3	33
vs. Ariz St• (Pac 12)	2-7	0-1	2-4	1-9-10	0	6	3	2	1	2	33
vs. Arizona•	7-13	2-3	0-0	0-6-6	1	16	4	4	0	1	35
Stanford 2022-23	FG	3FG	FT	REB	PF	PTS	A	TO	B	S	MP
Pacific•	2-6	1-4	2-4	2-4-6	2	7	6	4	1	0	31
vs. Wisconsin•	2-8	0-2	2-4	2-6-8	2	6	1	3	2	0	32
San Diego State•	4-9	1-3	2-2	0-4-4	2	11	2	3	0	0	32
Cal Poly•	2-6	1-2	0-0	1-3-4	3	5	8	1	0	1	20
vs. Ole Miss•	6-12	3-5	9-10	2-2-4	3	24	2	2	0	0	25
vs. Florida State•	3-11	0-4	4-7	1-5-6	2	10	0	4	1	0	25
vs. Memphis•	4-13	2-5	0-0	2-4-6	3	10	4	3	1	1	33
UCLA•	3-8	0-5	0-0	0-1-1	1	6	1	2	1	1	20
at Arizona State•	5-14	0-3	2-3	3-2-5	1	12	5	3	1	3	29
Green Bay•	3-6	1-2	0-0	0-1-1	2	7	0	1	1	0	18
vs. Texas•	2-6	1-2	0-1	2-4-6	2	5	4	2	1	0	29
vs. Loyola Chicago•	5-8	1-1	4-5	1-4-5	0	15	3	1	0	1	25
Colorado•	0-5	0-2	1-2	2-0-2	0	1	1	3	0	0	24
Utah•	4-11	1-3	0-3	2-5-7	2	9	5	0	0	1	30
at California	3-8	0-1	0-1	3-1-4	1	6	1	2	1	0	17
at Washington•	4-10	1-4	0-0	2-7-9	2	9	2	2	1	0	27
at Washington State•	6-13	2-6	0-0	3-6-9	1	14	6	2	0	1	35
Oregon State•	3-6	1-3	1-4	2-6-8	2	8	6	2	0	1	29
Oregon•	4-8	3-6	0-0	2-6-8	3	11	5	2	1	2	28
Chicago State•	4-5	1-2	6-10	1-6-7	3	15	3	2	0	1	26
California•	6-11	2-5	0-0	2-2-4	1	14	2	0	1	0	24
at Utah•	1-7	1-3	3-4	2-3-5	3	6	6	3	0	1	27
at Colorado•	2-9	0-4	3-6	0-5-5	2	7	4	2	1	0	29
Arizona State•	4-12	2-4	2-4	5-3-8	1	12	5	3	0	0	32
Arizona•	5-10	2-2	0-2	2-7-9	3	12	7	3	0	1	31
at UCLA•	6-12	0-2	1-2	1-6-7	3	13	5	2	0	0	28
at USC•	4-10	3-6	4-4	3-6-9	1	15	3	2	0	3	32
Washington State•	6-16	3-9	0-0	2-2-4	1	15	5	2	0	3	34
Washington•	3-7	1-4	4-8	2-4-6	2	11	6	3	1	1	29
at Oregon State•	4-8	1-3	2-3	3-5-8	1	11	3	1	0	1	24
at Oregon•	4-11	0-2	3-4	3-5-8	2	11	4	5	0	0	30
vs. Utah• (Pac 12)	6-10	0-1	3-5	0-6-6	3	15	1	1	0	1	30
vs. Arizona•	4-8	1-3	3-4	2-0-2	3	12	5	4	0	1	35

PREP & PERSONAL INFO



ARMANDO BACOT: Played his freshman through junior seasons at Trinity Episcopal School in Richmond, Va., for Coach Richard Hamlin and his senior year at IMG Academy in Bradenton, Fla., for Coach Sean McAloon • Averaged 12.4 points, 7.7 rebounds and 1.8 blocks and shot 62 percent from the floor at IMG • Led IMG to the 2019 prep national championship • 2019 MaxPreps honorable mention All-America • Member of the U-18 USA Basketball National Team in 2018 with Coby White and Cole Anthony • Won the gold medal in the U-18 FIBA Americas Championship • Had 17 points against Panama in a preliminary round game and 13 points, eight rebounds and four blocks in gold medal game win over Canada • Played in the 2019 McDonald's All-American Game and the Jordan Brand Classic • Scored 14 points and had 10 rebounds in the Jordan Classic • Averaged 24.5 points and 12 rebounds his junior season • 2018 Richmond Times-Dispatch Player of the Year and was first-team all-metro and all-state • Was the VISAA League Co-Player of the Year, a USA Today All-Virginia first-team and Max Prep All-America selection • Career bests 47 points and 22 rebounds at Trinity Episcopal • Played for Team Takeover in the EYBL with former Tar Heel Anthony Harris • 2017 VISAA Division-I state champion at Trinity Episcopal School.

Born Armando Linwood Bacot on March 6, 2000, in Richmond, Va. • Son of Christie Lomax and Armando Bacot Sr. • Has a younger brother, King, two older sisters A'mari and Azhane, and a younger sister, Joi'L • Azhane played basketball for Virginia State University.

ELLIOT CADEAU: Came to UNC after his junior year of high school at the Link Academy in Branson, Mo., where he played for Coach Bill Armstrong • Link won the GEICO Nationals championship in Ft. Myers, Fla., behind his tournament-record 29 assists in three games • Played UNC teammate Zayden High's team in the finals • Second-team Max Preps All-America in 2023 after averaging 10.9 points and 7.6 assists in leading Link to a 27-1 record • Scored 16 points in the finals as Link won the Bass Pro Shops Tournament of Champions in Springfield, Mo. • Previously attended Bergen Catholic High School in Oradell, N.J., where he played for Coach Billy Armstrong • Did not play his sophomore year of high school due to an ankle injury • Played for New Heights (N.Y.) Lightning and averaged 15.7 points and 9.3 assists over the 17-game 2023 EYBL schedule • Was the offensive MVP in Dallas in the third EYBL session • Made the EYBL All-Underclassmen team in 2021, the EYBL third team in 2022 • 2020 Max Preps Freshman All-America • Plays for Sweden's national team • Was promoted to the senior team late in 2021 and made his debut vs. in 2023 vs. Germany in a World Cup qualifier • Won gold medals with the Swedish U-16 national team in the 2020 Baltic Sea Basketball Cup in Estonia, in 2021 at the U-18 Nordic Championship and in 2022 at the FIBA U-18 European Championship B Division in Romania, where he scored 36 points in the championship game • In 2022, he scored 40 points in a game and was the MVP at the U-18 Nordic Championship, where Sweden placed fourth.

Born Elliot Valentin Cadeau on Sept. 4, 2004, in Brooklyn • Son of James and Michelle Cadeau • Member of the academic honor roll • Speaks Swedish • His brother, Justin, plays tennis at Howard.

RJ DAVIS: The 2020 Gatorade High School Player of the Year in New York • Named New York's Mr. Basketball by the Basketball Coaches Association of New York, the first player in his school's history to win the award • Played for Coach Patrick Massaroni at Archbishop Stepinac High School in White Plains, N.Y. • Member of the National Honor Society • Selected to play in the McDonald's All-American Game, Jordan Brand Classic, Iverson Classic and BallisLife All-American Game • Set the all-time prep scoring record in Westchester County with 2,446 career points, topping the previous record set by Danya Abrams, who went on to play at Boston College • Fifth-most points ever in the Catholic High School Athletic Association, which is comprised of Catholic high schools in New York City, Long Island, Westchester and Buffalo (the largest Catholic high school athletic league in the United States) • Abrams' Westchester County scoring record stood for 27 seasons • Senior season ended early due to the coronavirus, just after Stepinac had won the CHSAA's Archdiocesan title and was preparing to play in the state quarterfinals • Had 18 points, 11 rebounds and eight assists in the Archdiocese championship game win over top-seeded St. Raymond's • Named The (Westchester) Journal News' Player of the Decade for the 2010s • Was named the CHSAA's MVP in 2020 after being named first-team

all-league as a sophomore and junior • As a senior, averaged 26.5 points, 8.0 rebounds, 5.3 assists and 2.1 steals while making 34 percent of his three-point attempts • Teamed with Duke signee A.J. Griffin at Archbishop Stepinac • Led Stepinac to Archdiocese, city and state (2017 and 2018) titles and won the Torrey Pines Classic • Averaged 25.4 points as a junior. Born RJ Davis on Oct. 21, 2001, in White Plains, N.Y.

Son of Robert and Venessa Davis • His dad scored 2,118 points (without a three-point shot) from 1982-86 at Mercy College in Dobbs Ferry, N.Y., and still holds the school's career scoring record • Majoring in exercise and sports science/sports administration with a minor in history • Wears No. 4 because his birthday (10/21) adds up to 4 (1-0-2-1) • Wore that number as a high school sophomore when Stepinac won city and state titles • Also played football and soccer.

DUWE FARRIS: Played for Coach Scott Taylor at Myers Park High School in Charlotte • Averaged 9.9 points and 4.5 rebounds as a senior • Led Myers Park to a 22-9 overall record and 11-3 mark in conference play • Three-year starter.

Born Duwe Gallagher Farris on Sept. 1, 2000 • Son of Rip and Blair Farris • Majoring in political science • Played on the UNC Junior Varsity team in 2019-20 • Is a fourth-generation Tar Heel student-athlete • His father, Ray III, known as Rip, ran track at UNC in the late 1980s • His grandfather, Ray Jr., was quarterback from 1959-61, and later served on UNC's Board of Governors • His great-grandfather, Ray, captained the football team in 1929 • His maternal grandfather, Doug Duwe, was an All-America swimmer at Texas in 1959 and 1961 • His sister, Sydney, graduated from UNC and is an artist living in Charlotte • His brother, Oliver, attends UNCW • His mother owns a women's lifestyles magazine.

ZAYDEN HIGH: Played his senior year of high school at Arizona Compass Prep in Chandler, Ariz., where he played for head coach Ed Gipson, and helped lead them to a 19-9 record • Compass advanced to the finals of the GEICO National Championships in Ft. Myers, Fla. • Most Valuable Player in the 2023 Hoop Hall Classic after Compass defeated Oak Hill Academy • Averaged 17.1 points and 9.2 rebounds over three seasons at Smithson Valley High School in Spring Beach, Texas • Averaged 21.0 points and 12.3 rebounds as a junior at Smithson Valley • Played for JL3 Elite in the Nike EYBL.

Born Michael Zayden High on 3/26/2004, in Amarillo, Texas • Son of Mike and Tawney High • His sister, Zailey, is an elite-level high school volleyball player.

HARRISON INGRAM: Played at St. Mark's High School in Dallas • A McDonald's All-America • Played for Team USA in the 2021 FIBA U-19 World Cup in Latvia, where the U.S. won the gold medal • Averaged 22 points, 13 rebounds and eight assists in a Covid-shortened senior season • Texas State Private School Player of the Year and MaxPreps second-team All-America as a junior when he averaged 20 points, 12 rebounds and seven assists • First-team all-area honoree after leading St. Mark's to state and conference championships • Played AAU basketball with Southern Assault.

Born Harrison Claiborne Ingram in Dallas, Texas, on Nov. 27, 2002 • Son of Vera and Tyrous Ingram • Majoring in economics • His brother, Will, played basketball at Middlebury from 2017-21 • His sister, Lauren, is a freshman on the Duke volleyball team • Enjoys playing ping pong, chess and poker.

ROB LANDRY: Robert Morris Landry is the son of Anne and Pearce Landry Born August 4, 2000, in Charlotte • Played on the UNC junior varsity team as a freshman in 2019-20 • His father played for the Tar Heels from 1993-95 and was captain of the team that won the NCAA South Regional and played in the Final Four in 1995.

Attended Greensboro Day School and the North Carolina School of Science and Math in Durham • Played for Coach Freddy Johnson at GDS and Levon Barnes at NCSSM • Played for club team the NC Spartans • Also competed for four years on the high school golf teams • Led GDS to the North Carolina Independent Schools 3-A state championship in 2017 • Helped GDS

PREP & PERSONAL INFO



upset IMG Academy in the Dick's Sporting Good national tournament • Averaged better than 16 points in each of his last three high school seasons • Scholarship recipient in the Kenan-Flagler Business School • Earned a perfect score on the ACT • National Merit Award finalist.

CREIGHTON LEBO: Graduated from the Greenfield School in Wilson, N.C., where he played two seasons for Coach Rob Salter • Same high school as former Tar Heel Coby White • Selected to play in the North Carolina Independent Schools All-Star Game • Averaged 17 points in leading Greenfield to the 2019 1-A NCISAA state championship • Also attended J.H. Rose High School in Greenville, N.C.

Born Brian C Lebo on Sept. 8, 2001, in Cookeville, Tenn. • Majoring in exercise and sports science/sports administration • Son of Jeff and Melissa Lebo • Jeff is in his third season as an assistant coach at UNC • He played for the Tar Heels from 1985-89 and was a head coach for 20 seasons at Tennessee Tech, Chattanooga, Auburn and East Carolina • Member of the National Honor Society.

JAMES OKONKWO: James Uchenna Okonkwo is the son of Cyril and Sharon Okonkwo • Born October 1, 2003 in the United Kingdom • Majoring in communication studies • Played for Great Britain's U20 team in the 2023 Division B European Championships in Macedonia • Led Great Britain in scoring (12.1 ppg), rebounding (9.9 rpg) and blocked shots (2.1 bpg) in seven games • Graduated from Furze Platt Senior School in Maidenhead, England • Played for Coach Justin Dempsey • Came to the U.S. in the summer of 2020 • Attended Beckley Prep IJN in Beckley, W.Va. • Outstanding tennis player as a youth • Played eight years of competitive tennis and three years of soccer • His older brother, Oliver, plays tennis at Illinois • His younger brother, Alexander, plays tennis at Tulsa.

CORMAC RYAN: Played his freshman year at Collegiate Prep in New York City and three seasons at Milton Academy in Milton, Mass. • Scored a school-record 1,423 points at Milton, where he was the New England Prep School Athletic Conference Class A Player of the Year in 2016-17 and 2017-18.

Born Cormac Joseph Ryan on Oct. 26, 1998, in New York City • Son of Michael and Rosemary Ryan • Has four siblings – Thomas (played at Yale), Owen, Summer (plays at Haverford) and Starling • At Notre Dame, he majored in management consulting in the Mendoza College of Business and finished his MBA in the spring of 2023 with a concentration in strategy and entrepreneurship • Is working toward a master's in applied professional studies.

SETH TRIMBLE: Played for Coach Brian Hallenbeck at Menomonee Falls High School • Scored more than 2,000 career points • Gatorade Player of the Year and Mr. Basketball in Wisconsin in 2022, when he led Menomonee Falls to a 25-4 record and the Division I sectional finals • Averaged 27.1 points, 7.4 rebounds, 4.4 assists and 2.3 steals as a senior • Greater Metro Conference Player of the Year in 2022 and was a two-time first-team All-Greater Metro Conference honoree • Averaged 23.3 points and 3.5 assists as a junior and 20 points and 3.2 assists as a sophomore • Scored a career high 45 points as a junior in a win over Whitnall • Competed in the 2022 National High School Slam Dunk Contest.

Born Seth Louis Trimble on Aug. 9, 2004, in Wauwatosa, Wis. • Son of Laurence and Trevor Trimble • His brother, J.P. Tokoto, played at Carolina from 2012-15 • Majoring in exercise and sports science/sports administration • Played soccer through eighth grade • Made the honor roll three times.

JALEN WASHINGTON: Played for coaches Chris Buggs and Sean Smith at Gary West Side Leadership Academy • Did not play his senior season due to a knee injury • 2022 Indiana All-Star • First-team all-state and all-conference as a junior when he averaged 12.5 points, seven rebounds, three assists and three blocks • Led Gary West Side to the state semifinals • NBPA Camp invitee • Trained with the 2022 USA Junior National Team.

Born Jalen Cantrell Washington on Feb. 21, 2004, in Hobart, Ind. • Son of Jada Sterling and Jimmy Washington Sr. • Majoring in exercise and

sports science/sports administration • Has seven-foot, four-inch wingspan • Ranked No. 2 academically in his senior class and was a member of the Indiana Academic All-State team • Member of the National Honor Society • Played AAU for Meanstreets • Played the cello and piano from second to seventh grade • His older brother, Jimmie, plays basketball at IU-Northwest.

JAE'LYN WITHERS: Played at North Mecklenburg High School in Huntersville, N.C., from 2015-18 and his senior year at Cleveland Heights High School in Cleveland, Ohio • Averaged 19.8 points, 9.7 rebounds and 2.2 blocked shots in 2018-19 at Cleveland Heights • Averaged 20 points, 10.1 rebounds and shot 43 percent from three-point range in leading North Mecklenburg to a 27-2 record and the 2018 regular-season and tournament conference championships • Earned first team all-state honors in North Carolina as a junior from the Associated Press, was the Charlotte Observer's 4A Metro Player of the Year and the conference player of the year • Played AAU for Team Loaded North Carolina • Played in the Roundball Classic in Pittsburgh.

Born Dec. 20, 2000, in Charlotte • Son of Sheena Carr and Curtis Withers • Curtis was a three-time All-Conference USA forward at Charlotte from 2002-06 and is second in 49er history in double-doubles (46), third in rebounding (1,042) and seventh in scoring (1,750) • Has four siblings – Jayla, Ja'Kayla and Jah'King Withers and Messiah Carr • His cousin, Jaire Alexander, played football at Louisville (2015-17) and is a cornerback for the Green Bay Packers, who selected him in the first round in 2018.

PAXSON WOJCIK: Attended the La Lumiere School in La Porte, Ind. • Helped lead them to an 83-6 overall record, the Dick's Sporting Goods National Championship as a sophomore and a 31-1 record and runner-up finish as a senior at the Geico National Championship • Two-time captain • Scholar-Athlete Award recipient • Played AAU for the Illinois Wolves • Member of the National Honor Society • Summa Cum Laude Latin Student.

Born Paxson Walter Wojcik on Aug. 8, 2000, in South Bend, Ind. • Son of Lael and Doug Wojcik • Working toward a master's in applied professional studies • His parents played basketball at Navy and his mother also competed in track • His brother, Denham, plays basketball for Harvard • His father is in his second stint as an assistant coach on Tom Izzo's staff at Michigan State • He was an assistant coach at UNC from 2000-03, when he helped recruit all five starters on the Tar Heels' 2005 NCAA championship team • Enjoys card games, puzzles and playing outside with friends.

CAREER HIGHS



1 – ZAYDEN HIGH

Points: 2 vs. Lehigh (11/12/23), UC Riverside (11/17/23), UNI (11/22/23)

Field Goals: 1 vs. UC Riverside (11/17/23)

Three-Pointers:

Free Throws: 2 vs. Lehigh (11/12/23), UNI (11/22/23)

Offensive Rebounds: 2 vs. Lehigh (11/12/23)

Rebounds: 5 vs. Lehigh (11/12/23)

Assists: 1 vs. Lehigh (11/12/23), Tennessee (11/29/23)

Turnovers: 2 vs. UC Riverside (11/17/23)

Steals: 2 vs. UC Riverside (11/17/23)

2 – ELLIOT CADEAU

Points: 15 vs. UNI (11/22/23)

Field Goals: 5 vs. UNI (11/22/23), Charleston Southern (12/29/23)

Three-Pointers: 1 four times, latest: vs. Charleston Southern (12/29/23)

Free Throws: 5 vs. Tennessee (11/29/23)

Offensive Rebounds: 2 vs. Charleston Southern (12/29/23)

Rebounds: 4 vs. Charleston Southern (12/29/23)

Assists: 10 vs. Tennessee (11/29/23)

Turnovers: 4 vs. UC Riverside (11/17/23)

Blocks: 1 vs. UNI (11/22/23)

Steals: 1 six times, latest: 12/29/23 vs. Charleston Southern

3 – CORMAC RYAN (set playing for Notre Dame, Stanford or UNC)

Points: Notre Dame– 29 vs. Alabama (3/18/22)

Field Goals: ND– 10 at Duke (2/9/21), vs. Alabama (3/18/22)

Three-Pointers: ND– 7 vs. Alabama (3/18/22)

Free Throws: ND– 8 vs. Virginia Tech (3/10/22)

Offensive Rebounds: ND– 5 vs. NC State (3/3/21)

Rebounds: ND– 10 vs. Georgia Tech (2/26/22)

Assists: ND– 8 vs. Louisville (1/28/23)

Turnovers: Stanford– 6 vs. Washington (3/3/19)

Blocks: ND– 3 vs. Western Michigan (12/20/21); UNC– vs. UNI (11/22/23)

Steals: ND– 4 vs. Boston University (12/7/22), at Wake Forest (2/25/23)

4 – RJ DAVIS

Points: 30 vs. Baylor (3/19/22), Arkansas (11/24/23)

Field Goals: 9 five times, latest: 11/24/23 vs. Arkansas

Three-Pointers: 6 vs. Brown (11/12/21)

Free Throws: 14 vs. NC State (1/21/23)

Offensive Rebounds: 6 vs. Kansas (4/4/22)

Rebounds: 12 vs. Kansas (4/4/22)

Assists: 12 vs. Marquette (3/17/22)

Turnovers: 5 vs. Florida State (2/27/21), Kentucky (12/16/23)

Blocks: 2 vs. Florida State (2/12/22)

Steals: 5 vs. Charleston Southern (12/29/23)

5 – ARMANDO BACOT

Points: 29 vs. Virginia (1/8/22), Georgia Tech (1/15/22)

Field Goals: 12 vs. Virginia (1/8/22)

Three-Pointers: 1 at Boston College (1/2/22), vs. UC Riverside (11/17/23), vs. Oklahoma (12/20/23)

Free Throws: 10 vs. Tennessee (11/29/23)

Offensive Rebounds: 9 vs. Virginia (1/8/22), Syracuse (2/28/22)

Rebounds: 23 vs. James Madison (11/20/22)

Assists: 7 vs. Miami (1/25/20)

Turnovers: 6 vs. Alabama (11/27/22), Kentucky (12/16/23)

Blocks: 6 vs. Oregon (11/29/19), at Charleston (11/16/21), vs. NC State (1/29/22), Florida State (12/2/23)

Steals: 4 vs. Elon (12/11/21)

7 – SETH TRIMBLE

Points: 12 vs. Arkansas (11/24/23), Charleston Southern (12/29/23)

Field Goals: 6 vs. Charleston Southern (12/29/23)

Three-Pointers: 2 vs. Arkansas (11/24/23)

Free Throws: 3 six times, latest: at Pittsburgh (1/2/24)

Offensive Rebounds: 2 vs. Tennessee (11/29/23), Charleston Southern (12/29/23), at Pittsburgh (1/2/24)

Rebounds: 6 vs. Charleston Southern (12/29/23), at Pittsburgh (1/2/24)

Assists: 5 vs. The Citadel (12/13/22)

Turnovers: 2 vs. Ohio State (12/17/22), Notre Dame (1/7/23), UNI (11/22/23)

Blocks: 2 vs. Wake Forest (1/4/23), Notre Dame (1/7/23)

Steals: 2 vs. The Citadel (12/13/22)

8 – PAXSON WOJCIK (set playing for Brown)

Points: 25 vs. Yale (3/4/23)

Field Goals: 9 vs. Yale (3/4/23)

Three-Pointers: 5 vs. UMass-Lowell (11/23/22)

Free Throws: 9 at Penn (2/18/23)

Offensive Rebounds: 3 at Michigan State (12/10/22)

Rebounds: 13 at Michigan State (12/10/22)

Assists: 6 four times, latest: 2/11/23 vs. Cornell

Turnovers: 4 four times, latest: 1/28/23 at Cornell

Blocks: 1 four times, latest: 1/28/23 at Cornell

Steals: 4 at UMass-Lowell (12/1/21)

13 – JALEN WASHINGTON

Points: 17 vs. Charleston Southern (12/29/23)

Field Goals: 7 vs. Charleston Southern (12/29/23)

Three-Pointers: 2 vs. UC Riverside (11/17/23), Charleston Southern (12/29/23)

Free Throws: 4 at Louisville (1/14/23), vs. Arkansas (11/24/23)

Offensive Rebounds: 3 vs. UC Riverside (11/17/23)

Rebounds: 7 vs. Charleston Southern (12/29/23)

Assists: 1 four times, latest: 1/2/24 at Pittsburgh

Turnovers: 2 vs. Notre Dame (1/7/23), at Louisville (1/14/23)

Blocks: 2 vs. UC Riverside (11/17/23), Villanova (11/23/23), Charleston Southern (12/29/23), at Pittsburgh (1/2/24)

Steals: 1 at Louisville (1/14/23)

14 – CREIGHTON LEBO

Points: 2 four times, latest: 2/13/21 at Virginia

Rebounds: 1 vs. Charleston (11/25/20), Notre Dame (3/10/21), Charleston Southern (12/29/23)

Assists: 1 vs. The Citadel (12/13/22)

22 – ROB LANDRY

Points: 3 vs. Lehigh (11/12/23)

Rebounds: 2 vs. Lehigh (11/12/23)

24 – JAE'LYN WITHERS (set playing for Louisville unless noted)

Points: 20 vs. Prairie View (11/29/20), at Notre Dame (2/9/22)

Field Goals: 9 at Notre Dame (2/9/22)

Three-Pointers: 4 at Miami (2/11/23), vs. Georgia Tech (2/1/23), vs. Florida State (2/4/23)

Free Throws: 7 vs. Georgia Tech (2/1/23)

Offensive Rebounds: 6 at UNC (2/20/21)

Rebounds: 13 vs. Notre Dame (2/23/21), vs. Georgia Tech (2/1/23)

Assists: 3 four times, latest: 2/25/23 at Georgia Tech

Turnovers: 5 vs. Texas Tech (11/22/22)

Blocks: UNC– 3 vs. UC Riverside (11/17/23)

Steals: 5 vs. Wright State (11/12/22)

32 – JAMES OKONKWO (set playing for West Virginia)

Points: 10 vs. Oklahoma (2/4/23)

Field Goals: 3 vs. Texas (1/21/23), Oklahoma (2/4/23)

Free Throws: 4 vs. Auburn (1/28/23), Oklahoma (2/4/23), Iowa State (2/28/23),

Offensive Rebounds: 6 vs. Oklahoma (2/4/23)

Rebounds: 10 at Texas Tech (1/25/23), vs. Oklahoma (2/4/23),

Assists: 2 vs. Maryland (3/16/23)

Turnovers: 2 vs. Oklahoma (2/4/23), at Baylor (2/13/23)

Blocks: 3 vs. Iowa State (2/8/23)

Steals: 1 at Texas Tech (1/25/23), at TCU (1/31/23)

34 – DUWE FARRIS

Points: 2 vs. Elon (12/11/21), NC State (1/29/22)

Rebounds: 1 five times

55 – HARRISON INGRAM (set playing for Stanford unless noted)

Points: 24 vs. Ole Miss (11/24/22)

Field Goals: 8 vs. San Jose State (11/15/21); UNC– vs. UConn (12/5/23)

Three-Pointers: UNC– 4 vs. UNI (11/22/23), Villanova (11/23/23), Tennessee (11/29/23)

Free Throws: 9 vs. Ole Miss (11/24/22)

Offensive Rebounds: 6 vs. Arizona State (1/22/22)

Rebounds: 15 at Pittsburgh (1/2/24)

Assists: 9 at Oregon State (2/12/22)

Turnovers: 7 at Arizona State (3/5/22)

Blocks: 2 vs. UCLA (2/8/22), vs. Wisconsin (11/11/22); UNC– 2 vs. Radford (11/6/23), Kentucky (12/16/23), at Pittsburgh (1/2/24)

Steals: UNC– 4 vs. Oklahoma (12/20/23)

2023-24 TEAM GAME-BY-GAME STATS



	PTS	FG	FG%	1st	2nd	3FG	3FG%	FT	FT%	O-D-REB	PF	A	TO	B	ST	OT FG%
Carolina, W	86	32-61	.525	.552	.500	7-20	.350	15-23	.652	12-25-37	11	18	11	5	4	
Radford	70	28-66	.424	.500	.344	5-21	.238	9-10	.900	11-23-34	21	5	12	3	8	
Carolina, W	90	31-67	.463	.444	.484	5-17	.294	23-28	.821	15-37-52	8	11	10	3	9	
Lehigh	68	26-71	.366	.343	.389	13-33	.394	3-4	.750	8-23-31	22	15	11	3	7	
Carolina, W	77	28-61	.459	.412	.519	6-21	.286	15-21	.714	10-27-37	13	14	9	8	9	
UC Riverside	52	19-62	.306	.333	.281	9-30	.300	5-9	.556	14-24-38	20	15	17	1	7	
Carolina, W	91	26-61	.426	.333	.500	12-26	.462	27-31	.871	12-24-36	18	14	9	9	4	
vs. Northern Iowa	69	24-53	.453	.600	.321	6-17	.353	15-22	.682	7-26-33	22	12	17	1	6	
Carolina, L (OT)	81	28-65	.431	.444	.355	9-24	.375	16-23	.696	13-30-43	30	13	13	4	3	.714
vs. Villanova	83	23-60	.383	.360	.367	5-22	.227	32-36	.889	11-27-38	22	5	9	1	4	.600
Carolina, W	87	28-57	.491	.393	.586	6-14	.429	25-35	.714	13-25-38	24	11	10	0	3	
vs. Arkansas	72	26-55	.473	.538	.414	5-17	.294	15-20	.750	6-21-27	27	6	12	6	4	
Carolina, W	100	28-61	.459	.576	.321	12-28	.429	32-38	.842	12-22-34	18	19	9	1	6	
vs. Tennessee	92	35-63	.556	.533	.576	9-28	.321	13-16	.813	7-24-31	24	13	12	7	5	
Carolina, W	78	24-57	.421	.367	.481	5-22	.227	25-31	.806	11-28-39	13	13	13	8	7	
vs. Florida State	70	27-67	.403	.394	.412	12-28	.429	4-8	.500	9-21-30	19	12	12	3	8	
Carolina, L	76	28-63	.444	.519	.389	7-20	.350	13-22	.591	10-23-33	13	18	7	1	3	
vs. UConn	87	34-66	.515	.486	.548	10-31	.323	9-16	.563	11-32-43	18	25	8	4	5	
Carolina, L	83	27-57	.474	.419	.538	8-24	.333	21-27	.778	6-26-32	22	12	17	5	7	
vs. Kentucky	87	30-72	.417	.350	.500	8-23	.348	19-26	.731	18-24-42	20	15	14	9	7	
Carolina, W	81	26-60	.433	.406	.464	9-22	.409	20-26	.769	7-27-34	18	9	9	6	10	
vs. Oklahoma	69	23-57	.404	.323	.500	7-23	.304	16-24	.667	11-30-41	20	6	18	2	3	
Carolina, W	105	41-73	.562	.513	.618	11-26	.423	12-14	.857	13-33-46	8	20	5	7	9	
Charleston Southern	60	21-63	.333	.367	.303	10-25	.400	8-9	.889	6-19-25	13	12	12	2	1	
Carolina, W	70	23-63	.365	.314	.429	5-17	.294	19-22	.864	16-35-51	19	12	9	7	5	
at Pittsburgh	57	21-68	.309	.353	.265	5-29	.172	10-15	.667	14-27-41	19	6	8	8	5	
Carolina																
at Clemson																
Carolina																
at NC State																
Carolina																
Syracuse																
Carolina																
Louisville																
Carolina																
at Boston College																
Carolina																
Wake Forest																
Carolina																
at Florida State																
Carolina																
at Georgia Tech																
Carolina																
Duke																
Carolina																
Clemson																
Carolina																
at Miami																
Carolina																
at Syracuse																
Carolina																
Virginia Tech																
Carolina																
at Virginia																
Carolina																
Miami																
Carolina																
NC State																
Carolina																
Notre Dame																
Carolina																
at Duke																

2023-24 HIGHS AND LOWS

CAROLINA	High	Low
Field Goals	41 vs. Charleston Southern	23 at Pittsburgh
Field Goal Attempts	73 vs. Charleston Southern	57 vs. Arkansas, Florida State, Kentucky
FG Percentage	.562 vs. Charleston Southern (41x73)	.365 at Pittsburgh (23x63)
FG Percentage in First Half	.552 vs. Radford (16x29)	.314 at Pittsburgh (11x35)
FG Percentage in Second Half	.616 vs. Charleston Southern (21x34)	.321 vs. Tennessee (9x28)
FG Percentage in Overtime	.714 vs. Villanova (5x7)	
3-Point Field Goals	12 vs. Northern Iowa, Tennessee	5 vs. Lehigh, Florida State, at Pittsburgh
3-Point Attempts	28 vs. Tennessee	14 vs. Arkansas
3-Point Percentage (min. 10 att.)	.462 vs. Northern Iowa (12x26)	.227 vs. Florida State (5x22)
Free Throws Made	32 vs. Tennessee	12 vs. Charleston Southern
Free Throw Attempts	38 vs. Tennessee	14 vs. Charleston Southern
FT Pct. (min. 10 att.)	.871 vs. Northern Iowa (27x31)	.591 vs. UConn (13x22)
Offensive Rebounds	16 at Pittsburgh	6 vs. Kentucky
Defensive Rebounds	37 vs. Lehigh	22 vs. Tennessee
Total Rebounds	52 vs. Lehigh	32 vs. Kentucky
Rebound Margin	+21 vs. Lehigh (52-31), Charleston Southern (46-25)	-10 vs. UConn (33-43), vs. Kentucky (32-42)
Assists	20 vs. Charleston Southern	9 vs. Oklahoma
Turnovers	17 vs. Kentucky	5 vs. Charleston Southern
Blocked Shots	9 vs. Northern Iowa	0 vs. Arkansas
Steals	10 vs. Oklahoma	3 vs. Villanova, Arkansas, UConn
Points	105 vs. Charleston Southern	70 at Pittsburgh
Points in a First Half	61 vs. Tennessee	29 vs. Florida State
Points in a Second Half	56 vs. Northern Iowa	34 vs. Villanova
Points in Overtime	13 vs. Villanova	
Scoring Margin	+45 vs. Charleston Southern	-11 vs. UConn (76-87)
OPPONENTS	High	Low
Field Goals	35 by Tennessee	19 by UC Riverside
Field Goal Attempts	72 by Kentucky	53 by Northern Iowa
FG Percentage	.556 by Tennessee (35x63)	.306 by UC Riverside (19x62)
FG Percentage in First Half	.600 by Northern Iowa (15x25)	.323 by Oklahoma (10x31)
FG Percentage in Second Half	.576 by Tennessee (19x33)	.265 at Pittsburgh (9x34)
FG Percentage in Overtime	.600 by Villanova (3x5)	
3-Point Field Goals	13 by Lehigh	5 by Radford, Villanova, Arkansas, at Pittsburgh
3-Point Attempts	33 by Lehigh	17 by Northern Iowa, Arkansas
3-Point Percentage (min. 10 attempts)	.429 by Florida State (12x28)	.172 at Pittsburgh (5x29)
Free Throws Made	32 by Villanova	3 by Lehigh
Free Throw Attempts	36 by Villanova	4 by Lehigh
FT Pct. (min. 10 att.)	.900 by Radford (9x10)	.563 by UConn (9x16)
Offensive Rebounds	18 by Kentucky	6 by Arkansas, Charleston Southern
Defensive Rebounds	32 by UConn	19 by Charleston Southern
Total Rebounds	43 by UConn	25 by Charleston Southern
Assists	25 by UConn	5 by Radford, Villanova
Turnovers	18 by Oklahoma	8 by UConn, at Pittsburgh
Blocked Shots	9 by Kentucky	1 by UC Riverside, Northern Iowa, Villanova
Steals	8 by Radford	1 by Charleston Southern
Points	92 by Tennessee	52 by UC Riverside
Points in a First Half	44 by UConn	26 by UC Riverside
Points in a Second Half	53 by Tennessee	26 by UC Riverside
Points in Overtime	15 by Villanova	
INDIVIDUAL BESTS	NORTH CAROLINA	OPPONENTS
Points	30 by RJ Davis vs. Arkansas	37 by Dalton Knecht, Tennessee
Field Goals	10 by Armando Bacot vs. Radford	13 by Tramon Mack, Arkansas
		13 by Dalton Knecht, Tennessee
Field Goal Attempts	22 by RJ Davis vs. Villanova	19 by Eric Dixon, Villanova
Field Goal Percentage (min. 10 att.)	.667 by Cormac Ryan vs. Kentucky (8x12)	.765 by Tramon Mack, Arkansas (13x17)
		.765 by Dalton Knecht, Tennessee (13x17)
3-Point Field Goals	5 by RJ Davis vs. Tennessee, Oklahoma	5 by A'Iahn Sumner, Charleston Southern
3-Field Goal Attempts	11 by RJ Davis vs. Tennessee	11 by Blake Hinson at Pittsburgh
3-Point Field Goal Pct (min. 5 made)	.556 by RJ Davis vs. Oklahoma	.500 by A'Iahn Sumner, Charleston Southern (5x10)
Free Throws Made	10 by RJ Davis vs. Arkansas	10 by Otega Owheh, Oklahoma
	10 by Armando Bacot vs. Tennessee	
Free Throw Attempts	13 by Armando Bacot vs. Tennessee	11 by Eric Dixon, Villanova
		11 by Otega Owheh, Oklahoma
Free Throw Percentage (min. 5 made)	1.000 by RJ Davis vs. Arkansas (10x10)	1.000 by Justin Moore, Villanova (6x6)
Offensive Rebounds	6 by Armando Bacot vs. Lehigh, Villanova	4 by Justin Edwards, Kentucky
		4 by Jorge Diaz Graham at Pittsburgh
Defensive Rebounds	14 by Armando Bacot vs. Lehigh	10 by Tytan Anderson, Northern Iowa
Total Rebounds	20 by Armando Bacot vs. Lehigh	10 by Tytan Anderson, Northern Iowa
		10 by Eric Dixon, Villanova
Assists	10 by Elliot Cadeau vs. Tennessee	7 by Zakai Zeigler, Tennessee
	10 by RJ Davis vs. Charleston Southern	
Turnovers	6 by Armando Bacot vs. Kentucky	6 by Isaiah Moses, by UC Riverside
Blocked Shots	6 by Armando Bacot vs. Florida State	4 by Adou Thiero, Kentucky
		4 by Guillermo Diaz Graham, at Pittsburgh
Steals	5 by RJ Davis vs. Charleston Southern	3 by Bryan Antoine & Truth Harris, Radford
		3 by Layden Blocker, Arkansas
Minutes Played in 40-Minute Game	40:00 by Harrison Ingram vs. Arkansas	38:17 Alex Karaban, UConn
Minutes Played in an Overtime Game	40:46 by RJ Davis vs. Villanova	36:47 by Eric Dixon, Villanova

HUBERT DAVIS ERA HIGHS & LOWS



CAROLINA	High	Low
Field Goals	41 vs. Charleston Southern (12/29/23)	16 vs. Boston College (H) (1/26/22)
Field Goal Attempts	91 vs. Alabama (11/27/22, 4 OT)	48 vs. UNCW (11/7/22)
FG Percentage	.603 vs. Charleston (35x58) (11/11/22)	.291 vs. Boston College (H) (16x55) (1/26/22)
FG Percentage in First Half	.742 vs. Florida State (23x31) (2/12/22)	.185 at Notre Dame (5x27) (2/22/23)
FG Percentage in Second Half	.714 vs. Charleston (20x28) (11/11/22)	.265 vs. Syracuse (9x34) (2/28/22)
3-Point Field Goals	15 vs. NC State (1/29/22), vs. The Citadel (12/13/22) vs. Clemson (2/11/23)	1 vs. Kentucky (12/18/21)
3-Point Attempts	36 vs. Syracuse (UNC record) (2/28/22)	10 vs. UNCW (11/7/22)
3-Point Percentage (min. 10 att.)	.588 at Georgia Tech (10x17) (12/5/21)	.077 vs. Kentucky (1x13) (12/18/21)
Free Throws Made	36 vs. NC State (1/21/23)	2 vs. Michigan (12/1/21), at Duke (2/4/23)
Free Throw Attempts	39 vs. NC State (1/21/23)	3 vs. Michigan (12/1/21), at Duke (2/4/23)
FT Pct. (min. 10 att.)	.923 vs. NC State (36x39) (1/21/23)	.556 vs. Michigan (15x27) (12/21/22)
Offensive Rebounds	24 vs. Kansas (4/4/22)	3 vs. Virginia (H) (2x25/23)
Defensive Rebounds	42 at Charleston (11/16/21)	18 vs. Duke (H) (2/5/22), Pitt (2/16/22)
Total Rebounds	55 vs. Kansas (4/4/22)	24 vs. Duke (H) (2/5/22)
Rebound Margin	+24 vs. Elon (48-24) (12/11/21)	-18 vs. Kentucky (26-44) (12/18/21)
Assists	29 vs. Marquette (3/17/22)	4 vs. UNCW (11/7/22)
Turnovers	21 vs. Baylor (3/19/22)	5 at Duke (3/5/22), vs. Charleston Southern (12/29/23)
Blocked Shots	10 vs. Alabama (11/27/22, 4 OT)	0 vs. Arkansas (11/24/23)
Steals	12 vs. Elon (12/11/22), Alabama (11/27/22, 4 OT)	1 at Miami (1/18/22), vs. Pittsburgh (2/1/23), at NC State (2/19/23), vs. Virginia (H) (2/25/23)
Points	1005 vs. Charleston Southern (12/29/23)	57 at Miami (1/18/22), at Duke (2/4/23)
Points in a First Half	62 vs. Florida State (2/12/22)	19 at Notre Dame (2/22/23)
Points in a Second Half	60 at Wake Forest (2/7/23)	25 vs. Boston College (1/26/22), at Duke (2/4/23)
Points in Overtime	24 vs. Alabama (11/27/22, 4 OT, 4-8-7-5)	10 vs. Ohio State (12/17/22)
Scoring Margin	+45 vs. Charleston Southern (105-60) (12/29/23)	-29 vs. Kentucky (69-98) (12/18/21)
OPPONENTS	High	Low
Field Goals	39 by Kentucky (12/18/21)	17 by UNCW (11/7/22)
Field Goal Attempts	90 by Alabama (11/27/22, 4 OT)	47 by Pittsburgh (2/16/22)
FG Percentage	.576 by Duke (H) (34x59) (2/5/22)	.265 by UNC Asheville (18x68) (11/23/21)
FG Percentage in First Half	.600 by Brown (21x35) (11/12/21), Pittsburgh (15x25) (2/16/22)	.167 at Boston College (6x36) (1/2/22)
FG Percentage in Second Half	.667 by Kentucky (24x36) (12/18/21)	.214 by Boston College (6x28) (H) (1/6/22)
3-Point Field Goals	16 by Alabama (11/27/22, 4 OT)	0 by Boston College (1/17/23)
3-Point Attempts	38 by Alabama (11/27/22, 4 OT)	6 by Boston College (1/17/23)
3-Point Percentage (min. 10 attempts)	.588 by Pittsburgh (10x17) (2/16/22)	.063 by Boston College (H) (1x16) (1/26/22)
Free Throws Made	33 at Wake Forest (2/7/23)	1 by The Citadel (12/13/22)
Free Throw Attempts	42 at Wake Forest (2/7/23)	3 by Furman (12/14/21), at Syracuse (1/24/23)
FT Pct. (min. 10 att.)	1.000 by NC State (12x12) (1/21/23)	.500 by Ohio State (7x14) (12/18/22)
Offensive Rebounds	21 by Alabama (11/27/22, 4 OT)	.500 by Notre Dame (7x14) (H) (1/7/23)
Defensive Rebounds	37 by Alabama (11/27/22, 4 OT)	1 by Georgia Tech (12/10/22)
Total Rebounds	58 by Alabama (11/27/22, 4 OT)	14 by UNC Asheville (11/23/21)
Assists	28 by Tennessee (11/21/21)	21 at Georgia Tech (12/5/21)
Turnovers	22 by Alabama (11/27/22, 4 OT)	3 by UNCW (11/7/22)
Blocked Shots	11 at Duke (2/4/23)	2 at NC State (2/19/23)
Steals	12 at Charleston (11/16/21)	0 three times
Points	103 by Alabama (11/27/22, 4 OT)	2 by Virginia Tech (H) (1/24/22), Pittsburgh (H) (2/1/23)
Points in a First Half	50 by Brown (11/12/21), Charleston (11/11/22)	43 by Virginia (ACC) (3/10/22)
Points in a Second Half	58 by Kentucky (12/18/21)	13 by Virginia (ACC) (3/10/22)
Points in Overtime	26 by Alabama (11/27/22, 4 OT, 4-8-7-7)	16 by Boston College (H) (1/26/22)
		5 by Ohio State (12/17/22)
INDIVIDUAL BESTS	NORTH CAROLINA	OPPONENTS
Points	34 by Caleb Love vs. Alabama (11/27/22, 4 OT)	37 by Dalton Knecht, Tennessee (11/29/23)
Field Goals	13 by Caleb Love vs. Alabama (11/27/22, 4 OT)	14 by Cole Swider, Syracuse (2/28/22)
Field Goal Attempts	36 by Caleb Love vs. Alabama (11/27/22, 4 OT)	14 by Jamarius Burton at Pittsburgh (12/30/22)
Field Goal Percentage (min. 10 att.)	.909 by Armando Bacot vs. Brown (10x11) (11/12/21)	26 by Paolo Banchero at Duke (3/5/22)
3-Point Field Goals	.909 by Bacot at Duke (10x11) (3/5/22)	26 by Jahvon Quinerly, Alabama (11/27/22, 4 OT)
3-Field Goal Attempts	6 by RJ Davis vs. Brown (11/12/21)	.824 by Jamarius Burton at Pittsburgh (12/30/22) (14x17)
3-Point Field Goal Pct (min. 5 made)	6 by Brady Manek vs. Tennessee (11/21/21), Duke (H) (2/5/22)	7 by Cole Swider, Syracuse (2/28/22)
Free Throws Made	6 by Caleb Love four times	7 by Caleb Grill, Iowa State (11/25/22)
Free Throw Attempts	13 by Caleb Love vs. Marquette (3/17/22), UCLA (3/25/22), Ohio State (12/17/22)	7 by Mark Sears, Alabama (11/27/22, 4 OT)
Free Throw Percentage (min. 5 made)	.750 by Caleb Love vs. Florida State (6x8) (2/12/22)	11 by 10 players
Offensive Rebounds	14 by RJ Davis vs. NC State (1/21/23)	1.000 by Ithiel Horton, Pittsburgh (5x5) (2/16/22)
Defensive Rebounds	15 by Armando Bacot vs. Baylor (3/19/22)	23 by Tyree Appleby at Wake Forest (2/7/23)
Total Rebounds	15 by Bacot vs. Pittsburgh (H) (2/1/23)	28 by Tyree Appleby at Wake Forest (2/7/23)
Assists	1.000 by RJ Davis vs. NC State (14x14) (1/21/23)	1.000 by El Ellis at Louisville (9x9) (1/14/23)
Turnovers	9 by Armando Bacot vs. Virginia (1/8/22), Syracuse (2/28/22)	8 by Charles Bediako, Alabama, 4 OT
Blocked Shots	16 by Armando Bacot at Louisville (2/1/22)	14 by T.J. Bickerstaff, Boston College (H) (1/26/22)
Steals	23 by Armando Bacot vs. James Madison (11/20/22)	17 by T.J. Bickerstaff, Boston College (H) (1/26/22)
Minutes Played	12 by RJ Davis vs. Marquette (3/17/22)	11 by Tyree Appleby at Wake Forest (2/7/23)
	7 by Caleb Love vs. Louisville (H) (2/21/22)	7 by Femi Odukale, Pittsburgh (2/16/22)
	6 by Bacot at Charleston (11/16/21), vs. NC State (H) (1/29/22) vs. Florida State (12/2/23)	8 by Dereck Lively II at Duke (2/4/23)
	5 by Caleb Love at Louisville (1/14/23)	5 by Reece Beekman at Virginia (1/10/23)
	5 by RJ Davis vs. Charleston Southern (12/29/23)	5 by Beekman, Virginia (ACC) (3/9/23)
	57:24 by Caleb Love vs. Alabama (11/27/22, 4 OT)	55:03 by Mark Sears, Alabama (11/27/22, 4 OT)

2023-24 MISCELLANEOUS STATS



Games as UNC's Leading Scorer

	Season/Career
Armando Bacot	4/41
RJ Davis	9/28
Harrison Ingram	1/1

Games as UNC's Leading Rebounder

	Season/Career
Armando Bacot	8/107
Harrison Ingram	4/4
RJ Davis	1/3
Jalen Washington	-1

Games as UNC's Leader in Assists

	Season/Career
RJ Davis	7/49
Armando Bacot	1/11
Elliot Cadeau	4/4
Harrison Ingram	2/2
Cormac Ryan	1/1
Seth Trimble	1/1
Jalen Washington	-1

Double-Figure Scoring Games

	Season/Career
Armando Bacot	10/109
RJ Davis	12/83
Cormac Ryan	7/64 (10 times at Stanford, 47 at Notre Dame)
Harrison Ingram	12/49 (37 times at Stanford)
Paxson Wojcik	-38 (1 time at Loyola Chicago, 27 times at Brown)
Jae'Lyn Withers	1/31 (30 times at Louisville)
Seth Trimble	4/5
Jalen Washington	2/3
Elliot Cadeau	2/2
James Okonkwo	-1 (1 time at West Virginia)

30-Point Games

	Season/Career
RJ Davis	1/2

20-Point Games

	Season/Career
Armando Bacot	4/30
RJ Davis	9/21
Cormac Ryan	1/7 (6 times at Notre Dame)
Harrison Ingram	3/5 (2 times at Stanford)
Paxson Wojcik	-5 (5 times at Brown)
Jae'Lyn Withers	-2 (2 times at Louisville)

10-Rebound Games

	Season/Career
Armando Bacot	7/82 (UNC career record)
Jae'Lyn Withers	-8 (8 times at Louisville)
Harrison Ingram	3/9 (6 times at Stanford)
Paxson Wojcik	-5 (5 times at Brown)
RJ Davis	-4
James Okonkwo	-1 (1 time at West Virginia)
Cormac Ryan	-1 (1 at Notre Dame)

15-Rebound Games

	Season/Career
Armando Bacot	2/24
Harrison Ingram	1/1

20-Rebound Games

	Season/Career
Armando Bacot	1/7

10-Assist Games

	Season/Career
RJ Davis	1/2
Elliot Cadeau	1/1

Double-Doubles (all points and rebounds except noted)

	Season/Career
Armando Bacot	6/74 (UNC career record)
Harrison Ingram	2/7 (5 times at Stanford)
Jae'Lyn Withers	-5 (5 times at Louisville)
Paxson Wojcik	-4 (4 times at Brown)
RJ Davis	1/5 (four points/rebounds, 1 points/assists)
James Okonkwo	-1 (1 time at West Virginia)

CAROLINA'S...

Largest Win: 45 vs. Charleston Southern (105-60)

Largest Loss: 11 vs. UConn (76-87)

Largest Lead in a Win: 47 vs. Charleston Southern (led 105-58, won 105-60)

Largest Lead in a Loss: 9 vs. Villanova (led 27-18 and 55-46, lost 81-83 in overtime)

Largest Deficit: 17 vs. UConn (trailed 66-83, lost 76-87)

Largest Deficit Overcome to Win: 14 vs. Florida State (trailed 31-45 with 17:11 to play, won 78-70)

Largest Halftime Lead: 23 vs. Charleston Southern (led 51-28, won 105-60)

Largest Halftime Deficit: 6 vs. Northern Iowa (trailed 36-41, won 91-69) and vs. Florida State (trailed 29-35, won 78-70)

Largest Halftime Deficit Overcome to Win: 6 vs. Northern Iowa (trailed 36-41, won 91-69) and vs. Florida State (trailed 29-35, won 78-70)

Largest Halftime Lead in a Loss: 2 vs. Villanova (led 34-32, lost 81-83 in overtime)

Game	Largest UNC Lead	Largest UNC Deficit	Time Led	Time Trailed	Ties	Lead Changes	Largest UNC Run	Largest Opponent Run
Radford, W, 86-70	17	3	31:58	7:26	4	8	8	8
Lehigh, W, 90-68	25	2	35:50	1:45	3	6	10	7
UC Riverside, W, 77-52	32	2	36:16	1:01	1	2	19	8
vs. Northern Iowa, W, 91-69	24	8	21:01	16:29	3	4	10	10
vs. Villanova, L, 81-83 (OT)	9	5	22:52	13:08	19	23	13	10
vs. Arkansas, W, 87-82	15	3	33:44	4:09	7	7	9	8
Tennessee, W, 100-92	24	0	39:11	0:00	0	0	13	9
Florida State, W, 78-70	14	14	17:05	19:27	5	8	22	13
vs. UConn, L, 76-87	4	17	3:23	34:44	1	3	7	8
vs. Kentucky, L, 83-87	1	12	0:16	37:13	3	2	10	8
vs. Oklahoma, W, 81-69	15	0	37:22	0:00	0	0	7	5
Charleston Southern, W, 105-60	47	0	39:07	0:00	1	0	14	5
at Pittsburgh, W, 70-57	14	7	25:40	12:42	2	3	8	6
at Clemson								
at NC State								
Syracuse								
Louisville								
at Boston College								
Wake Forest								
at Florida State								
at Georgia Tech								
Duke								
Clemson								
at Miami								
Virginia Tech								
at Virginia								
Miami								
NC State								
Notre Dame								
at Duke								

season highs in bold

2023-24 PLUS/MINUS



Game	#1 High	#2 Cadeau	#3 Ryan	#4 Davis	#5 Bacot	#7 Trimble	#8 Wojcik
Radford	-2	+3	+11	+18	+18	-1	+17
Lehigh	+3	+8	+6	+18	+20	+14	+9
UC Riverside	-5	+19	+17	+25	+23	+13	+4
vs. Northern Iowa	+2	+14	+19	+21	+16	Even	+6
vs. Villanova	-3	+14 (1)	+7	+2	Even	-7	-10
vs. Arkansas	DNP	+13	DNP	+22	+16	+4	-5
Tennessee	+6	+10	+11	+2	+6	-1	+4
Florida State	-2	+16	-14	+4	+15	+24 (1)	+3
vs. UConn	DNP	-11	-18	-8	-17	-3	-1
vs. Kentucky	+3	-14	-2 (2)	-4	-2	+10	-4
vs. Oklahoma	+5	+11	+8	+13	+15	-4	Even
Charleston Southern	+15	+16	+34	+36 (6)	+14	+21	Even
at Pittsburgh	DNP	7	+15	+10	+17 (4)	+5	-3
Totals	+22	+106	+94	+159	+141	+75	+20
at Clemson							
at NC State							
Syracuse							
Louisville							
at Boston College							
Wake Forest							
at Florida State							
at Georgia Tech							
Duke							
Clemson							
at Miami							
at Syracuse							
Virginia Tech							
at Virginia							
Miami							
NC State							
Notre Dame							
at Duke							

Game	#13 Washington	#14 Lebo	#22 Landry	#24 Withers	#32 Okonkwo	#34 Farris	#55 Ingram
Radford	-3	DNP	DNP	+5	+1	DNP	+13
Lehigh	+4	-3	-2	+12	-1	-2	+24
UC Riverside	+6	-3	DNP	+14	-4	-3	+19
vs. Northern Iowa	-4	DNP	DNP	+18	Even	DNP	+18
vs. Villanova	-2	DNP	DNP	-12	-1	DNP	+2
vs. Arkansas	Even	DNP	DNP	+10	DNP	DNP	+15
Tennessee	+6	DNP	DNP	-6	DNP	DNP	+2
Florida State	-7	DNP	DNP	-6	DNP	DNP	+7
vs. UConn	+6	DNP	DNP	+5	DNP	DNP	-8 (2)
vs. Kentucky	-5	DNP	DNP	+13	DNP	DNP	-15
vs. Oklahoma	-2	DNP	DNP	+3	DNP	DNP	+11
Charleston Southern	+21	+8	Even	+18	+13	Even	+29
at Pittsburgh	-1	DNP	DNP	+4	DNP	DNP	+11
Totals	+19	+2	-2	+78	+8	-5	+128
at Clemson							
at NC State							
Syracuse							
Louisville							
at Boston College							
Wake Forest							
at Florida State							
at Georgia Tech							
Duke							
Clemson							
at Miami							
at Syracuse							
Virginia Tech							
at Virginia							
Miami							
NC State							
Notre Dame							
at Duke							

plus/minus game leaders must have played at least half the game

(times led UNC in plus/minus in parentheses)

2023-24 MISC. STATS, LINEUPS



GAME	UNC Leading Scorer	UNC Leading Rebounder	UNC Leader in Assists	2nd Chance Points	Pts Off Turnovers	Fastbreak Points	Points in the Paint	Bench Points
Radford	Bacot 25	Bacot 13	Cadeau 6	14-14	14-11	10-3	48-34	18-13
Lehigh	Bacot, Davis 22	Bacot 20	Ryan, Trimble 3	14-2	15-17	17-3	38-16	24-30
UC Riverside	Bacot 21	Ingram 9	Davis 4	16-2	16-12	9-2	34-20	34-19
vs. Northern Iowa	Ingram 16	Ingram 10	Davis 4	9-7	25-9	8-0	20-28	37-22
vs. Villanova	Davis 23	Bacot 18	Cadeau 5	11-14	8-16	6-0	34-34	10-12
vs. Arkansas	Davis 30	Ingram 10	Ingram 6	10-7	17-11	15-17	38-24	23-22
Tennessee	Davis 27	Bacot 11	Cadeau 10	13-4	21-16	20-8	32-44	26-13
Florida State	Davis 27	Bacot 13	Davis 5	8-7	18-11	16-10	34-26	12-13
vs. UConn	Davis 26	Bacot 13	Bacot, Cadeau, Ingram 5	6-8	7-14	6-13	38-38	4-11
vs. Kentucky	Davis 27	Davis 7	Davis 4	6-15	13-19	15-10	32-34	14-36
vs. Oklahoma	Davis 23	Bacot 8	Davis 5	9-2	24-11	23-9	28-30	13-11
Charleston Southern	Davis 20	Bacot 9	Davis 10	11-7	17-7	15-0	52-12	43-6
at Pittsburgh	Bacot 16	Ingram 15	Davis 4	15-1	2-5	10-7	26-24	18-12
Totals				142-90	197-159	170-82	456-364	276-220
Averages				10.9-6.9	15.2-12.2	13.1-6.3	35.1-28.0	21.2-16.9
at Clemson								
at NC State								
Syracuse								
Louisville								
at Boston College								
Wake Forest								
at Florida State								
at Georgia Tech								
Duke								
Clemson								
at Miami								
at Syracuse								
Virginia Tech								
at Virginia								
Miami								
NC State								
Notre Dame								
at Duke								

GAME-BY-GAME STARTERS

Game	Guard	Guard	Guard	Forward	Forward	Record w/Lineup
Radford	Davis	Ryan	Wojcik	Ingram	Bacot	(a) 1-0
Lehigh	Davis	Ryan	Wojcik	Ingram	Bacot	(a) 2-0
UC Riverside	Davis	Ryan	Wojcik (3/58)	Ingram	Bacot	(a) 3-0
vs. Northern Iowa	Davis	Trimble (1/3)	Ryan	Ingram	Bacot	(b) 1-0
vs. Villanova	Davis	Ryan	Ingram	Withers	Bacot	(c) 0-1
vs. Arkansas	Davis	Cadeau	Ingram	Withers	Bacot	(d) 1-0
Tennessee	Davis	Cadeau	Ingram	Withers (3/67)	Bacot	(d) 2-0
Florida State	Davis	Cadeau	Ryan	Ingram	Bacot	(e) 1-0
vs. UConn	Davis	Cadeau	Ryan	Ingram	Bacot	(e) 1-1
vs. Kentucky	Davis	Cadeau	Ryan	Ingram	Bacot	(e) 1-2
vs. Oklahoma	Davis	Cadeau	Ryan	Ingram	Bacot	(e) 2-2
Charleston Southern	Davis	Cadeau	Ryan	Ingram	Bacot	(e) 3-2
at Pittsburgh	Davis (13/94)	Cadeau (8/8)	Ryan (11/98)	Ingram (13/75)	Bacot (13/144)	(e) 4-2
at Clemson						
at NC State						
Syracuse						
Louisville						
at Boston College						
Wake Forest						
at Florida State						
at Georgia Tech						
Duke						
Clemson						
at Miami						
at Syracuse						
Virginia Tech						
at Virginia						
Miami						
NC State						
Notre Dame						
at Duke						

number of season/career starts in parentheses

Ingram started 62 games from 2021-23 at Stanford

Ryan started 17 games at Stanford in 2018-19 and 70 games at Notre Dame from 2020-23

Wojcik started one game at Loyola Chicago in 2018-19 and 54 games at Brown from 2021-23

Withers started 64 games at Louisville from 2020-23

LAST TIME IT HAPPENED...UNC



Won by one point: 66-65 over Notre Dame, 1/2/21
Lost by one point: 64-65 vs. Pittsburgh, 2/1/23
Won consecutive games by two points or less: 66-65 vs. Notre Dame, 1/2/21; 67-65 at Miami, 1/5/21
Won by 20 on the road: 21- UNC 80, Louisville 59, 1/14/23
Won by 30 on the road: 38- UNC 95, Wake Forest 57, 2/16/19
Won by 30 at a neutral site: ^32- UNC 95, Marquette 63, 3/17/22 in Fort Worth, Texas
Won by 40: 45- UNC 105, Charleston Southern 60, 12/29/23
Won by 40 on the road: 49- UNC 116, Elon 67, 11/9/18
Won by 40 at a neutral site: ^42- UNC 101, Notre Dame 59, 3/10/16 in Greensboro
Won by 50: 50- UNC 108, Tennessee Tech 58, 11/16/18
Won by more than 50: 51- UNC 107, NC State 56, 1/8/17
Won by 60: 68- UNC 116, UNC Asheville 48, 11/30/08
Lost consecutive games by 20 or more: 28- at Miami 85, UNC 57, 1/18/22; 22- at Wake Forest, 1/22/22
Lost by 25 or more: 28- at Miami 85, UNC 57, 1/18/22
Lost by 25 at home: 25- Ohio State, UNC 49, 12/4/19
Lost by more than 25 at home: 29- Duke 87, UNC 58, 1/31/02
Lost by 30 or more: 33- Florida State 90, UNC 57, 1/14/12
Lost by 30 or more at home: 35- Duke 104, UNC 69, 2/29/64
Never trailed: 12/29/23 vs. Charleston Southern (won, 105-60, led for 39:07)
Never led: 2/5/22 vs. Duke (lost 67-87, trailed for 39:49)
Played a 1 OT game: lost to Villanova, 81-83, 11/23/23 in the Bahamas
Played a 2 OT game: lost at Virginia Tech, 77-79, 1/22/20
Played a 3 OT game: lost to Wake Forest, 114-119, 12/20/03
Played a 4 OT game: lost to Alabama, 101-103, 11/27/22 in Portland, Ore.
Won an OT game: beat Ohio State, 89-84, 12/17/22 in New York

CAROLINA SCORING

Led UNC in scoring in 8 straight games: RJ Davis, 2022-23 (Arkansas through Charleston Southern)
Led UNC in scoring in 9, 10, 11, 12 or 13 straight games: 13 by Tyler Hansbrough, 2007-08 (Nicholls State through Florida State)
Led UNC in scoring in 14 straight games: Lennie Rosenbluth, 1955-56 into 1956-57
Led UNC in scoring in 15, 16 or 17 straight games: 17 by George Glamack, 1939-40 into 1940-41
Double figures in 25 consecutive games: 28 by Armando Bacot, last 13 games in 2021-22 through first 15 games in 2022-23
Double figures in 30, 40 or 50 consecutive games: 55 by Tyler Hansbrough, final game in 2006-07 through his first 15 games in 2008-09
Double figures in 60 consecutive games: 64 by Larry Miller, all 32 games in 1966-67 and 1967-68 (UNC record)
20 in 8 consecutive games: RJ Davis, 2023-24 (23 vs. Villanova, 30 vs. Arkansas, 27 vs. Tennessee, 27 vs. Florida State, 26 vs. UConn, 27 vs. Kentucky, 23 vs. Oklahoma, 20 vs. Charleston Southern)
20 in 9 consecutive games: 9 by Tyler Hansbrough, 2008-09
20 in 10, 11, 12 or 13 consecutive games: 13 by Charlie Scott, 1969-70
Three scored 20: RJ Davis (27), Armando Bacot (22), Harrison Ingram (20) vs. Tennessee, 11/29/23
Four scored 20: Armando Bacot (23), Caleb Love (22), RJ Davis (21), Brady Manek (20) at Duke, 3/5/22 (first time in UNC history)
20/1st half: ^21 by Caleb Love vs. Marquette, 3/17/22 in Fort Worth, Texas
20/2nd half: 21 by RJ Davis vs. Arkansas, 11/24/23 in the Bahamas
20 in first 10 minutes: Kenny Williams in first 9:03 at Stanford, 11/20/17
Non-starter scored 20: 24 by Brady Manek vs. Tennessee, 11/21/21 in Uncasville, Conn.
25/five straight games: RJ Davis, 2023-24 (30 vs. Arkansas, 27 vs. Tennessee, 27 vs. Florida State, 26 vs. UConn, 26 vs. Kentucky)
25/more than five straight games: 12 by Charlie Scott, 1970
25/three consecutive road games: Garrison Brooks (28 at Virginia Tech, 1/22/20; 27 at NC State, 1/27/20; 26 at Duke 3/7/20)
Two players scored 25: Armando Bacot (28), Caleb Love (25) vs. Charleston, 11/11/22
Two scored 25 in consecutive games: Garrison Brooks (26), Cole Anthony (25) at Syracuse, 2/29/20; Anthony (28), Brooks (25) vs. Wake Forest, 3/3/20
Scored at least 25 on fewer than 10 FG attempts: 26 points by RJ Davis vs. NC State, 1/21/23 (5x8 FG, 2x4 3FG, 14x14 FT)
More than 25/half: 27 in 2nd by Armando Bacot vs. Charleston, 11/11/22
30: RJ Davis vs. Arkansas, 11/24/23 in the Bahamas
Consecutive games w/30: Antawn Jamison (35 vs. Duke, 2/5/98; 31 at Georgia Tech, 2/8/98)
30/consecutive games by different players: ^30 by RJ Davis vs. Baylor, 3/19/22 in Fort Worth Texas; ^30 by Caleb Love vs. UCLA, 3/25/22 in Philadelphia
Two players scored 30: Brice Johnson (39), Marcus Paige (30) at Florida State, 1/4/16
Players on both teams scored 30: RJ Davis (30) and Tramon Mack of Arkansas (34), 11/24/23 in the Bahamas
30 after halftime: Marcus Paige (31- 21 in 2nd, 10 in OT) at NC State, 2/26/14
35: Garrison Brooks vs. Georgia Tech, 1/4/20
More than 35: Brice Johnson (39) at Florida State, 1/4/16
40: ^Harrison Barnes (40) vs. Clemson, 3/12/11 in Greensboro
More than 40: 42 by Shammond Williams at Georgia Tech (2 OT), 2/8/1998
43: Charlie Scott vs. Wake Forest, 1/17/70
More than 43: 49 by Bobby Lewis vs. Florida State, 12/16/65 (UNC record)
10 or more in OT: 11 by Marcus Paige at NC State, 2/26/14
Non-starter led UNC in scoring: D'Marco Dunn (co-leader with Armando Bacot with 14 points) at Louisville, 1/14/23

Out-scored opponents/half: ^Brady Manek (19-13) 1st vs. Virginia, 3/10/22 in Brooklyn
Out-scored rest of UNC/half: RJ Davis (19-18) 2nd vs. UConn, 12/5/23 in New York
10 straight UNC points: 10 by RJ Davis vs. UConn, 12/5/23 in New York
UNC's first 14 points: Kenny Williams at Stanford, 11/20/17
No player in double figures: at Virginia, 2/13/21
One player in double figures: 15 by Armando Bacot at Miami, 1/18/22
Bench outscored the starters (not including Senior Night): 37-33 vs. Marquette, 2/24/21
Zero bench points: vs. Duke, 3/4/23
Six in double figures: vs. Charleston Southern, 12/29/23
Eight in double figures: vs. Saint Francis, 1/2/11
Nine in double figures: Kevin Madden (17), Ranzino Smith (17), Warren Martin (15), Steve Bucknall (12), Joe Wolf (10), Steve Hale (10), Brad Daugherty (10), Jeff Lebo (10) & Kenny Smith (10) vs. Manhattan, 12/27/85, in Miami (UNC record)
100: 105 vs. Charleston Southern, 12/29/23
100/road game: 116 at Elon, 11/9/18
100/ACC road game: 106 at Florida State, 1/4/16
100/consecutive ACC games: 114 vs. Wake Forest, 12/20/03 and 103 vs. Georgia Tech, 1/11/04
100/3 consecutive games: 107 vs. Cleveland State, 12/30/04; 105 vs. William & Mary, 1/2/05; 109 vs. Maryland, 1/8/05
100/loss (40-minute game): 100 vs. Kentucky, 12/17/16 in Las Vegas
100/loss (OT game): 101 vs. Alabama, 101-103, 11/27/22 in Portland, Ore. (4 OT)
100 vs. top 5 AP-ranked team: 103 vs. No. 4 Gonzaga, 12/15/18
100 vs. top 10 AP-ranked team: 100 vs. No. 10 Tennessee, 11/29/23
Both teams scored 100 (40:00 game): Kentucky 103, UNC 100, 12/17/16 in Las Vegas
Both teams scored 100 (OT game): lost to Alabama, 101-103, 11/27/22 in Portland, Ore. (4 OT)
50/both halves: vs. Charleston Southern, 12/29/23 (51 and 54)
60/half: 61, 1st half vs. Tennessee, 11/29/23
60/half in a loss: 60, 2nd half at Wake Forest, 2/7/23
65/half: 65, 2nd half at Florida State, 1/4/16
70/half: 77, 1st half vs. VMI, 12/17/94 (UNC record)
Fewer than 50/game: 48 at Virginia, 2/13/21
Fewer than 60/game: ^59 vs. Virginia, 3/9/23 in Greensboro
Fewer than 20/half: 19 (1st) at Notre Dame, 2/22/23
Fewer than 20/half in a win: 19 (1st) at Notre Dame, 2/22/23
Fewer than 25/each half: 23 & 22 vs. Michigan State, 11/26/17 in Portland, Ore.
Fewer than 30/each half: 29 & 29 at Virginia, 1/10/23
Fewer than 30/half in a win: 29 (1st) vs. Florida State, 12/2/23
Fewer than 20 in one half, 40 in the other: 19 (1st), 44 (2nd) at Notre Dame, 2/22/23
Fewer than 20 in one half, 50 in the other: 18 (1st), 53 (2nd) vs. Butler, 11/20/12, in Maui
Fewer than 30 in one half, 60 in the other: 25 (1st), 60 (2nd) at Wake Forest, 2/7/23
25 straight: vs. NC State, 1/12/08
More than 20 straight: 22 vs. Florida State, 12/2/23
15 or more points to begin game: 18-0 vs. Florida State, 2/12/22
10 or more points to end the game: ^13-0 vs. Miami in Brooklyn, 3/8/18
Two 17-point runs: 17-0 in first half, 19-0 in second vs. UC Riverside, 11/17/23
No field goals in last 5:00 in a win: none in the last 6:56 in a 100-92 win over Tennessee, 11/29/23

CAROLINA FIELD GOAL SHOOTING

Made every FG att. (min. 10): Jeff McInnis, 10x10 vs. Cincinnati, 12/3/94, in Charlotte
Missed every FG att. (min. 10): RJ Davis, 0x10 vs. Virginia, 1/8/22
Missed every FG att. (more than 10): Harrison Barnes, 0x12 vs. Minnesota, 11/19/10, in San Juan
Made 10: Armando Bacot vs. Radford, 11/6/2023
Made 10 or more/consecutive games: Armando Bacot (11 vs. Ohio State, 12/17/22 in New York; 11 vs. Michigan, 12/21/22 in Charlotte)
Made 13: ^Caleb Love Alabama, 101-103, 11/27/22 in Portland, Ore. (4 OT)
Made 15: Luke Maye at NC State, 2/10/18
Made 16: Antawn Jamison vs. Maryland, Feb. 14, 1998
Made 17, 18 or 19: 19 by Charlie Scott vs. Wake Forest, Jan. 17, 1970
Made 20 or 21: 21 by Billy Cunningham vs. Tulane, Dec. 10, 1964 (UNC record)
Made 15 or more consecutive field goal attempts: 16 by Brice Johnson - 11 vs. UCLA, 12/19/15 in Brooklyn; 5 vs. Appalachian State, 12/21/15 (tied UNC record)
Attempted 25: Caleb Love at Wake Forest, 2/7/23
Attempted more than 25: 36 by Caleb Love vs. Alabama, 11/27/22 in Portland, Ore. (4 OT)
Two players attempted 20 or more: 36 by Caleb Love and 24 by RJ Davis, 11/27/22 in Portland, Ore. (4 OT)
Two players combined for 60 attempts: 36 by Caleb Love and 24 by RJ Davis, 11/27/22 in Portland, Ore. (4 OT)
Made 40: 41 vs. Charleston Southern, 12/29/23
Made fewer than 20: ^19 vs. Virginia, 3/9/23 in Greensboro
Attempted 90: 91 vs. Alabama, 101-103, 11/27/22 in Portland, Ore. (4 OT)
50 percent/game or better and lost: 50.0 (25x50) vs. Virginia, 2/15/20
50 percent/both halves and lost: 55.2 (16x29) & 53.6 (15x28) vs. Miami, 2/27/18
60 percent/half: 61.8 (21x34), 2nd half vs. Charleston Southern, 12/29/23
60 percent/both halves: 67.9 (19x28), 63.3 (19x30) vs. Tulane, 12/3/17
60 percent/game: 60.3 (35x58) vs. Charleston, 11/11/22
60 percent/game and lost: 64.2 at Duke, 3/2/86 (lost 74-82)
60 percent/consecutive games: ^60.6 (43x71) vs. Mount St. Mary's, 3/21/08, and 67.7 (44x65) vs. Arkansas, 3/23/08, both in Raleigh
70 percent/half: 71.4 (20x28), 2nd half vs. Charleston, 11/11/22

70 percent/both halves: ^78.1 (25x32) & 80.0 (24x30) vs. Loyola Marymount, 3/19/88 in Salt Lake City, Utah
70 percent/game: 70.9 (39x55) vs. ODU, 11/23/07 in Las Vegas
75 percent/half: 78.1 (25x32) 2nd half at NC State, 2/10/18
80 percent/half: 85.7 (24x28), 2nd half vs. Old Dominion, 12/1/92 (UNC record)
Under 20 percent/half: 18.5 (5x27) 1st half at Notre Dame, 2/22/23
Under 20 percent/half in a win: 18.5 (5x27) 1st half at Notre Dame, 2/22/23
Under 25 percent/game: 24.6 (15x61) vs. Michigan State, 11/26/17 in Portland, Ore.
Under 30 percent/half: 26.7 (8x30) 2nd half vs. Duke, 3/4/23
Under 30 percent/both halves: 28.6 (10x35) & 25.9 (7x27) vs. Ohio State, 12/4/19
Under 30 percent/game: 29.1 (16x55) vs. Boston College, 1/26/22
Under 30 percent/game and won: 29.1 (16x55) vs. Boston College, 1/26/22
Under 35 percent/game and won consecutive games: 34.8 (24x69) vs. Notre Dame, 1/2/21; 34.4 (21x61) at Miami, 1/5/21
Under 40 percent/both halves and won: *38.2 and 38.5 vs. Virginia, 3/10/22 in Brooklyn
Made nine or more attempts to begin a half: 9 (2nd) at Portland, 11/23/17
Missed 10 attempts to begin a half: 1st half at Pittsburgh, 1/2/24
Missed more than 10 attempts to begin a half: 15 vs. Georgia Tech, 1/4/20 (first field goal by Garrison Brooks with 6:50 to play in 1st half)
Missed 15 or more consecutive attempts: 17 at Florida State, 2/3/20
Both teams shot 60 percent in the second half: UNC (78.1, 25x32) and NC State (60.0, 21x35), 2/10/18 in Raleigh
Under 30 percent in the first half and over 60 in the second: at Clemson, 1/30/18 (29.4 in the 1st and 64.3 in the 2nd)

CAROLINA THREE-POINTERS

100 percent (min. 5 att.): Joel Berry II (5x5) vs. Duke, 3/4/17
Made 6 consecutive attempts: Cameron Johnson at Wake Forest, 2/16/19
Made 4/half: Pete Nance (1st half) vs. Virginia, 2/25/23
Made 6/half: ^Caleb Love (1st half) vs. Marquette, 3/17/22 in Fort Worth, Texas
Two players made 6: Cameron Johnson and Coby White at Clemson, 3/2/19
Made 5: RJ Davis vs. Oklahoma, 12/20/23 in Charlotte
Made 6: Caleb Love vs. Clemson, 2/11/23
Made 7: Cole Anthony at Syracuse, 2/29/20
Made 8: Rashad McCants vs. Clemson, 3/2/04 (tied UNC record)
6 or more/consecutive games: Coby White-6 vs. Syracuse, 2/26/19; 6 at Clemson, 3/2/19
Three players made 3 or more: Harrison Ingram (4), RJ Davis (3), Cormac Ryan (3) vs. Northern Iowa, 11/22/23 in the Bahamas
Four players made 3 or more: Leaky Black (3), RJ Davis (3), Caleb Love (3), Pete Nance (3) at Florida State, 2/27/23 (only time in UNC history)
Missed every attempt (5 or more): Cormac Ryan (Ox6) vs. UConn, 12/5/23 in New York
Eight players made a 3FG: at Wake Forest, 2/16/19
Made 10 or more in a half: 11 at Florida State (1st half), 2/27/23
Made 14: at Florida State, 2/27/23
Made 15: vs. Clemson, 2/11/23
Made 16: at Wake Forest, 2/16/19
Made 17: vs. Florida State, 1/25/95 (UNC record)
Made 10/consecutive games: 10 vs. Virginia, 2/25/23; 14 at Florida State, 2/27/23
Made 10/3 consecutive games: ^13 vs. Marquette, 3/17/22 in Fort Worth, Texas; 11 vs. Baylor, 3/19/22 in Fort Worth, Texas; 10 vs. UCLA, 3/25/22 in Philadelphia
Missed 15 consecutive attempts: vs. Miami, 2/13/23
Attempted 30 or more: 31 vs. Miami, 2/13/23
Attempted 30 or more/consecutive games: 33 vs. Clemson, 2/11/23, and 31 vs. Miami, 2/13/23
Attempted 35 or more: ^35 vs. Marquette, 3/17/22 in Fort Worth, Texas
Did not make a three-pointer: 0 vs. Princeton, 12/13/97 (927 consecutive games with at least one three-pointer through Pittsburgh)
No starter made a 3FG: vs. Kentucky, 12/18/21 in Las Vegas (Brady Manek made one)
70 percent (min. 20 att.): 72.7 (16x22) vs. Western Carolina, 12/6/17
60 percent and lost: ^64.7 (11x17) vs. Villanova, 4/4/16 in Houston
Under 10 percent: 8.7 (2x23) at Notre Dame, 2/22/23
Made more 3FGs than 2FGs: at Florida State, 2/27/23 (made 14 3FG and nine 2FG)
Attempted more 3FGs than 2FGs: *vs. Virginia, 3/9/23 in Greensboro (attempted 27 3FG and 26 2FG)
Scored more points from 3FGs than 2FGs and FTs: at Florida State, 2/27/23 (42 points on 3FG, 18 points on 2FG and 17 FT)
Made less than five and won: 2 at Notre Dame, 2/22/23
Made 10 or more and lost: 12 vs. Tennessee, 11/21/21 in Uncasville, Conn.

CAROLINA FREE THROWS

Made 10 or more: 10 by Armando Bacot vs. Tennessee, 11/29/23 (13 attempts)
Made 15 or more: 17 by Garrison Brooks vs. Georgia Tech, 1/4/20 (18 attempts)
Made 20 or more: 20 by Tyler Zeller vs. Maryland, 2/29/12 (23 attempts)
Made 21: York Larese vs. Duke, 12/29/59 in Raleigh (UNC record)
Attempted 20 or more: 23 by Tyler Zeller vs. Maryland, 2/29/12
10 for 10: RJ Davis vs. Arkansas, 11/24/23 in the Bahamas
12 for 12 on the road: Caleb Love at Duke, 3/5/22
14 for 14: RJ Davis vs. NC State, 1/21/23
Made 40 or more in a row: 41 by RJ Davis from 11/23/23-12/16/23 (tied UNC record)
Missed every attempt (more than 5): Garrison Brooks (Ox7) vs. Boston College, 2/1/20
100 percent (min. 10 att.): vs. Wisconsin, 11/23/16 in Maui (12x12)
90 percent (min. 30 att.): 92.3 (36x39) vs. NC State, 1/21/23
Under 40 percent: 38.9 (7x18) vs. Louisville, 2/20/21
Under 30 percent: 27.3 (3x11) at Wake Forest, 2/16/19
Made 30 or more: 32 (attempted 38) vs. Tennessee, 11/29/23
Made 40 or more: 41 (attempted 59) vs. Clemson, 1/28/98

Made fewer than five: 2 at Duke, 2/4/23
Made 20 or more in a loss: 21 vs. Kentucky, 12/16/23 in Atlanta
Missed 20 or more: 23 (24x47) vs. Texas, 12/18/13
Missed 25 or more: 26 (22x48) vs. Belmont, 11/17/13
Attempted 50: 50 (made 36) vs. Maryland, 2/15/04
Attempted fewer than five: 3 at Duke, 2/4/23
Made more free throws than field goals: vs. Florida State, 12/2/23 (25 FTs, 24 FGs)
No starter made a free throw: at Wake Forest, 2/16/19
Only one player made a free throw: Armando Bacot at Duke, 2/4/23 (2x2)

CAROLINA REBOUNDS

10 by a guard: 10 by RJ Davis vs. Virginia, 2/25/23
More than 10 by a guard: ^12 by RJ Davis vs. Kansas, 4/4/22 in New Orleans
10 or more in consecutive games by a guard: Cole Anthony (11 vs. Notre Dame, 11/6/19; 10 at UNCW, 11/8/19)
10 or more in 13 straight games: Armando Bacot, 2022
10 or more in 15 straight games: John Henson, 2011
15 or more: 18 by Armando Bacot vs. Villanova, 11/23/2023 in the Bahamas
15 or more/consecutive games: 3 in a row by Armando Bacot (16 at Louisville, 16 vs. Boston College, 18 vs. NC State, 2022-23)
15 or more/5 consecutive games: Armando Bacot (^16 vs. Baylor, ^15 vs. UCLA, ^22 vs. Saint Peter's, ^21 vs. Duke, ^15 vs. Kansas, 2022 NCAA Tournament)
20: Armando Bacot vs. Lehigh, 11/12/23
20 or more/consecutive games: Armando Bacot (^22 vs. Saint Peter's, 3/27/22 in Philadelphia, ^21 vs. Duke, 4/2/22 in New Orleans)
25 or more: 30 by Rusty Clark vs. Maryland, 2/21/68 (UNC record)
10 offensive: Kennedy Meeks at Clemson, 1/3/17
more than 10 offensive: 12 by Brice Johnson at Duke, March 5, 2016
10 or more in both halves: 11 and 12 by Armando Bacot vs. James Madison, 11/20/22
15 or more/half: ^15 in 1st by Bacot vs. Saint Peter's, 3/27/22 in Philadelphia
50 or more over 3 consecutive games: 50 by Armando Bacot (16 at Louisville, 16 vs. Boston College, 18 vs. NC State, 1/14-21/2022)
70 or more over 4 consecutive games: 73 by Armando Bacot (^15 vs. UCLA, ^22 vs. Saint Peter's, ^21 vs. Duke, ^15 vs. Kansas, 2022 NCAA Tournament)
85 or more over 5 consecutive games: 89 by Armando Bacot (^16 vs. Baylor, ^15 vs. UCLA, ^22 vs. Saint Peter's, ^21 vs. Duke, ^15 vs. Kansas, 2022 NCAA Tournament)
Three in double-figures: Armando Bacot (11), Leaky Black (11), Pete Nance (10) at Notre Dame, 2/22/23
Three w/5 or more offensive: Bacot (6), Black (6), Nance (5) at Notre Dame, 2/22/23
50 rebounds in a loss: 50 at Wake Forest, 2/7/23
60 rebounds: vs. Alabama, 11/27/19 in the Bahamas
70 rebounds: 72 vs. Nicholls, 12/19/11
30 offensive rebounds: 31 vs. Nicholls, 12/19/11
One offensive rebound: vs. Pitt, 2/14/16
Fewer than five offensive rebounds: 3 vs. Virginia, 2/25/23
30 second-chance points: vs. Charleston, 11/25/20
35 or more second-chance points: 36 vs. Nicholls, 12/19/11
One second-chance point: at Georgia Tech, 1/29/19
Two second-chance points: at Syracuse, 1/24/23
Rebound margin of 30 or more: +31, 56-25 vs. Elon, 11/20/19
Rebound margin of 35 or more: +35, 58-23 vs. Boston College, 1/9/18

CAROLINA DOUBLE-DOUBLES

In a Half: Armando Bacot (12 pts/12 reb) 1st half vs. Lehigh, 11/12/23
In a Half/Consecutive Games: Armando Bacot (11 pts/10 reb) 1st half at Louisville, 1/14/23; (10 pts/12 reb) 1st half vs. Boston College, 1/17/23
Both halves: Brice Johnson at Florida State, 1/4/16 (11/11 in 1st, 28/12 in 2nd)
Three in a game (points/rebounds): ^Armando Bacot (15/15), Brady Manek (13/13), RJ Davis (15/12) vs. Kansas, 4/4/22 in New Orleans
Four in a game (points/rebounds): Larry Miller (29/10), Charlie Scott (18/14), Rusty Clark (13/13), Bill Bunting (10/11) vs. Clemson, 2/16/68 in Charlotte
Points & rebounds/10 consecutive games: Armando Bacot vs. Furman, Kentucky, App State, Boston College, Notre Dame, Virginia, Georgia Tech, Miami, Wake Forest, Virginia Tech, 12/14/21-1/24/22
40 points/20 rebounds: Billy Cunningham (48/25) vs. Tulane, 12/10/64
35 points/10 rebounds: Garrison Brooks (35/11) vs. Georgia Tech, 1/4/20
30 points/20 rebounds: Brice Johnson (39/23) at Florida State, 1/4/16
30 points/15 rebounds: Luke Maye (30/15) at Duke, 2/20/19
30 points/10 rebounds: Garrison Brooks (35/11) vs. Georgia Tech, 1/4/20
25 points/20 rebounds: Armando Bacot (29/22) vs. Virginia, 1/8/22
25 points/15 rebounds/5 blocks: Armando Bacot at NC State, 2/26/22 (28/18/5)
25 points/10 rebounds/5 3FG: ^Brady Manek vs. Marquette, 3/17/22 in Fort Worth, Texas (28/11/5)
20 points/20 rebounds: Bacot (22/20) vs. Lehigh, 11/12/23
30 points/10 rebounds/5 assists: Cole Anthony (34/11/5) vs. Notre Dame, Nov. 6, 2019
20 points/10 assists/5 steals/0 turnovers: RJ Davis (20/10/5/0) vs. Charleston Southern, 12/29/23
First game in career: Day/Ron Sharpe (13 pts/10 reb) vs. Charleston, 11/25/20
Points & rebounds by a guard: RJ Davis (16 pts/10 reb) vs. Virginia, 2/25/23
Points & rebounds/consecutive games by a point guard: Cole Anthony (34/11 vs. Notre Dame, 11/6/19; 20/10 at UNCW, 11/8/19)
Points & rebounds with 6 or more assists: Harrison Ingram vs. Arkansas, 11/24/23 in the Bahamas (13/10/6)
Points & rebounds with 7 or more assists: Armando Bacot vs. Miami, 1/25/20 (19/12/7)
Points & assists: RJ Davis (20/10) vs. Charleston Southern, 12/29/23
Points & assists/consecutive games: ^Kendall Marshall (11/10) vs. Vermont, 3/16/12,

LAST TIME BY TAR HEEL FRESHMEN

Three starters: *Caleb Love, Day/Ron Sharpe and Kerwin Walton vs. Notre Dame, 3/10/21 in Greensboro
Four starters: *Raymond Felton, Rashad McCants, David Noel and Byron Sanders vs. Duke, 3/15/03 in Greensboro
20 Points/Half: 20 (2nd) by Cole Anthony vs. Boston College, 2/1/20
20 Points/Three Consecutive Games: Cole Anthony– 34 vs. Notre Dame, 11/6/19; 20 at UNCW, 11/8/19; 28 vs. Gardner-Webb, 11/15/19
20 Points/Non-Starter: 20 by Walker Kessler vs. Florida State, 2/27/21
More than 20 Points/Non-Starter: 21 by Day/Ron Sharpe vs. Louisville, 2/20/21
20 Points/Two Freshmen: Coby White (27), Nassir Little (23) vs. Virginia Tech, 1/21/19
25 Points: Caleb Love at Duke, 2/6/21
More Than 25 Points: 28 by Cole Anthony vs. Wake Forest, 3/3/20
25 Points/Consecutive Games: Cole Anthony– 25 at Syracuse, 2/29/20, and 28 vs. Wake Forest, 3/3/20
30 Points in College Debut: 34 by Cole Anthony vs. Notre Dame, 11/6/19 (*ACC record*)
30 Points: 34 by Cole Anthony vs. Notre Dame, 11/6/19
40 Points: *40 by Harrison Barnes vs. Clemson, 3/12/11 in Greensboro
70 Combined Points/All Freshmen: *70 by Walker Kessler (16), Caleb Love (15), RJ Davis (14), Day/Ron Sharpe (14), Anthony Harris (8) and Kerwin Walton (3) vs. Notre Dame, 3/10/21 in Greensboro
50 Combined Points/Two Freshmen: Coby White (27) and Nassir Little (23) vs. Virginia Tech, 1/21/19
Only Four Tar Heels in Double Figures: Walker Kessler (20), Kerwin Walton (13), RJ Davis (10), Caleb Love (10) vs. Florida State, 2/27/21
Four in Double Figures: *Walker Kessler (16), Caleb Love (15), RJ Davis (14) and Day/Ron Sharpe (14) vs. Notre Dame, 3/10/21 in Greensboro
Led UNC in Points, Rebounds, Assists: Cole Anthony (16/8/3) at FSU, 2/3/20
Led UNC in Points, Rebounds, Blocks: Walker Kessler (20/8/4) vs. FSU, 2/27/21
Led UNC in Points, Rebounds, Assists, Steals: Cole Anthony (34/11/5/1) vs. Notre Dame, 11/6/19
Led UNC in Points, Rebounds, Blocks, Steals: Armando Bacot vs. Elon (22/14/3/2), 11/20/19
12 Field Goals: Cole Anthony vs. Notre Dame, 11/6/19
13 Field Goals: Tyler Hansbrough vs. Georgia Tech, 2/15/06
14 Field Goals: Antawn Jamison at Maryland, 1/6/96
15 Field Goals: ^J.R. Reid vs. Notre Dame, 3/19/87 in East Rutherford, N.J.
Made 5 or More Three-Pointers in Consecutive Games: Coby White– 6 vs. Syracuse, 2/26/19; 6 at Clemson, 3/2/19
7 Three-Pointers: Cole Anthony at Syracuse, 2/29/20
8 Three-Pointers: Raymond Felton at NC State, 1/26/03
10 or More Free Throws: 14 by Cole Anthony vs. Boston College, 2/1/20
14 Free Throws: Cole Anthony vs. Boston College, 2/1/20
15 Free Throws: *Phil Ford vs. Clemson, 3/7/75 in Greensboro
100% Free Throws (more than 10 attempts): 14x14 by Cole Anthony vs. Boston College, 2/1/20
10 or More Rebounds by a Guard: 11 by Cole Anthony vs. Duke, 2/8/20
10 or More Rebounds by a Guard, Consecutive Games: Cole Anthony– 11 vs. Notre Dame, Nov. 6, 2019; 10 at UNCW, 11/8/19
10 or More Rebounds, Three Consecutive Games: Armando Bacot– 12 vs. Miami, 1/25/20; 11 at NC State, 1/27/20; 10 vs. Boston College, 2/1/20
More than 15 Rebounds: 16 by Day/Ron Sharpe at Miami, 1/5/21
20 Rebounds: by Antawn Jamison at Virginia, 1/17/96
10 Assists: Elliot Cadeau vs. Tennessee, 11/29/23
10 or More Assists/Zero Turnovers: Elliot Cadeau vs. Tennessee, 11/29/23 (10/0)
More Than 10 Assists: ^14 by Kendall Marshall vs. Washington, 3/20/11 in Charlotte
15 or More Assists: 16 by Kendall Marshall vs. Florida State, 2/6/11
Points/Rebounds Double-Double Three Consecutive Games: Armando Bacot – 19/12 vs. Miami, 1/25/20; 11/11 at NC State, 1/27/20; 11/10 vs. Boston College, 2/1/20
Points/Rebounds Double-Double in Consecutive Games by a Guard: Cole Anthony– 34/11 vs. Notre Dame, 11/6/19; 20/10 at UNCW, 11/8/19 (first time a UNC freshman had consecutive 20/10 games)
20 Points/10 Rebounds/5 Blocks: by Armando Bacot (23/12/5) vs. Oregon, 11/29/19 in The Bahamas
15 Points/10 Rebounds/8 Blocks: *Walker Kessler vs. Notre Dame, 3/10/21 in Greensboro (16/12/8)
25 Points/7 Assists: 25/7 by Caleb Love at Duke, 2/6/21
25 Points/10 Rebounds: 25/10 by Day/Ron Sharpe vs. Notre Dame, 1/2/21
30 Points/10 Rebounds: 34/11 by Cole Anthony vs. Notre Dame, 11/6/19
40 Points/10 Rebounds: 40/10 by Tyler Hansbrough vs. Georgia Tech, 2/15/06
Points/Assists Double-Double: ^13 points/14 assists by Kendall Marshall vs. Washington, 3/20/11 in Charlotte
Double-Double in Points & Rebounds with 7 or More Assists: Armando Bacot (19/12/7) vs. Miami, 1/25/20
5 or more Blocked Shots: *8 by Walker Kessler vs. Notre Dame, 3/10/21 in Greensboro
5 Steals: ^Marcus Paige vs. Kansas, 3/24/13 in Kansas City, Mo.
More than 5 Steals: 8 by Tyler Hansbrough vs. UNC Asheville, 12/28/05

* ACC Tournament, ^ NCAA Tournament, ~ NIT

and (18/11) vs. Creighton, 3/18/12, in Greensboro
Points & assists/3 consecutive games: Kendall Marshall (20/10) at Duke, 3/3/12; (13/12) vs. Maryland, 3/9/12*; and (12/10) vs. NC State, 3/10/12* in Atlanta

CAROLINA TRIPLE-DOUBLES

Pts, rebs, assists: Jason Capel (16/11/10 assists) vs. Buffalo, 12/17/00
Pts, rebs, blocks: Brendan Haywood (18/14/10 blocks) vs. Miami, 12/4/00

CAROLINA ASSISTS

10: RJ Davis vs. Charleston Southern, 12/29/23
10 or more/consecutive games: ^Kendall Marshall– 10 vs. Vermont, 3/16/12; 11 vs. Creighton, 3/18/12 in Greensboro, N.C.
10 or more/three consecutive games: Kendall Marshall– 10 at Duke, 3/3/12; 12 vs. Maryland, 3/9/12* in Atlanta; 10 vs. NC State, 3/10/12* in Atlanta
10 or more assists & no turnovers: RJ Davis vs. Charleston Southern, 12/29/23 (10/0)
More than 10: ^12 by RJ Davis vs. Marquette, 3/17/22 in Fort Worth, Texas
13: Kendall Marshall at NC State, 2/22/2012
14, 15 or 16: 16 by Kendall Marshall at Maryland, 2/4/12
17 or 18: 18 by Raymond Felton vs. George Mason, 12/7/2003 (UNC record)
30 or more: 32 vs. Miami, 1/25/20
Assists on 80 percent of its field goals: 80.8% at Syracuse, 1/24/23 (21 assists on 26 field goals)
Assists on 90 percent of its field goals: 96.8% vs. East Tennessee State, 12/8/12 (30 assists on 31 field goals)
20 or more assists & 5 or fewer turnovers: 20 and 5 vs. Charleston Southern, 12/29/23
Fewer than five: 4 vs. UNCW, 11/7/22
No Tar Heel with more than one assist: vs. NC State, 1/21/23 (five players had one)

CAROLINA TURNOVERS

6: Armando Bacot vs. Kentucky, 12/16/23 in Atlanta
7: Caleb Love vs. Louisville, 2/21/22
8: Marcus Paige at Maryland, 3/6/13
15 or more/half: 15 (1st) at Georgia Tech, 2/16/10
20 and won: ^21 vs. Baylor, 3/19/22 in Fort Worth, Texas
20 and won on the road: at Miami, 1/5/21
More than 20 and won on the road: 23 at NC State, 1/8/19
25 or more/game: 26 at Clemson, 1/13/10
Fewer than 5: 2 vs. Duke, 2/8/18 (tied school record)
Opponent scored 0 points off UNC turnovers: Fairfield, 11/15/15 (10 UNC turnovers)
Opponent scored 1 point off UNC turnovers: Duke, 2/8/18 (2 UNC turnovers)
Opponent scored fewer than five points off UNC turnovers: 4 by Gardner-Webb, 11/15/22 (10 UNC turnovers)
Opponent scored 30 points off UNC turnovers: 30 at Miami, 1/18/22 (14 UNC turnovers)
Opponent scored more than 30 points off UNC turnovers: 31 by Texas, 11/22/18 in Las Vegas (17 UNC turnovers)

CAROLINA BLOCKED SHOTS

Two Tar Heels w/4 or more: Leaky Black (4) and Pete Nance (4) vs. Virginia, 2/25/23
5 or 6: 6 by Armando Bacot vs. Florida State, 12/2/23
7 or 8: *8 by Walker Kessler vs. Notre Dame, 3/10/21 in Greensboro
9: John Henson vs. Michigan State, 11/11/2011 on USS Carl Vinson in San Diego
10: Brendan Haywood vs. Miami, 12/4/00 (UNC record)
UNC blocked 10: vs. Alabama, 11/27/22 in Portland, Ore. (4 OT)
More than 10: *12 vs. Notre Dame, 3/10/21 in Greensboro
15: vs. Northern Kentucky, 12/27/13

CAROLINA STEALS

5: RJ Davis vs. Charleston Southern, 12/29/23
6: Marcus Paige at Georgia Tech, 3/3/15
7 or 8: ^8 by Ty Lawson vs. Michigan State, 4/6/09 in Detroit
9: Derrick Phelps at Georgia Tech, 2/21/1992 (UNC record)
UNC made 10 or more: 10 vs. Oklahoma, 12/20/23 in Charlotte
UNC made 15 or more: 16 vs. Tennessee Tech, 11/16/18
UNC made 20: vs. UNC Asheville, 12/28/05

CAROLINA MISCELLANEOUS (UNC scores listed first)

Led UNC in points, rebounds and assists: RJ Davis vs. Kentucky, 12/16/23 in Atlanta (27 points, 7 rebounds, 4 assists)
Led UNC in points, rebounds, assists and blocks: Armando Bacot vs. Boston College, 1/17/23 (20 points, 16 rebounds, 3 assists, 1 blocks)
Led UNC in points, rebounds, assists and steals: ^Armando Bacot vs. Kansas, 4/4/22 in New Orleans (15 points, 15 rebounds, 2 assists, 1 steal)
Game-tying shot w/0.00 on the clock to force overtime: Pete Nance vs. Ohio State, 12/17/22 in New York, N.Y. (UNC won 89-84 in overtime)
Game-winning shot w/0.00 on the clock: *Tyler Zeller vs. Miami, 3/11/11 in Greensboro (UNC won 61-59)
Game-winning shot w/less than a second: ^Luke Maye (0.3) vs. Kentucky, 3/24/17 in Memphis (UNC won 75-73)
Game-winning shot w/less than five seconds: Brady Manek (3.1) at Clemson 2/8/22
Game-winning shot w/less than 30 seconds: Pete Nance (17.7) at Syracuse, 1/24/23
Winning shots w/under 10 seconds in consecutive wins: Leaky Black (9.1) vs. Notre Dame, 1/21/21; Andrew Platek (3.6) at Miami, 1/5/21
Two free throws w/less than 10 seconds to win: Joel Berry II with 7.1 seconds to play to win, 69-68, at Notre Dame, 1/13/18
Hit a shot from beyond halfcourt: P.J. Hairston vs. Mississippi St, 11/19/12 in Maui
Played the entire game: Harrison Ingram vs. Arkansas, 11/24/23 in the Bahamas

LAST TIME ... UNC/OPPONENTS



Played all 45 minutes/OT game: ^RJ Davis, 45:00 vs. Baylor, 3/19/22 in Fort Worth
Played all 55 minutes in a triple overtime game: Larry Miller vs. Duke, 3/2/68
Five players played an entire half: Armando Bacot, Leaky Black, RJ Davis, Caleb Love, Brady Manek, 2nd half at Duke, 3/5/22
Four players played at least 45 minutes: Caleb Love (57:24), Leaky Black (53:52), RJ Davis (50:36), Puff Johnson (48:07) vs. Alabama, 11/27/22 in Portland, Ore. (4 OT)
Played 50 minutes: Caleb Love (57:24), Leaky Black (53:52), RJ Davis (50:36), vs. Alabama, 11/27/22 in Portland, Ore. (4 OT)
UNC rallied from more than 15-point deficit to win: trailed Florida State by 16 (23-39) in the 1st half and won, 78-70, 2/27/21
UNC rallied from halftime deficit to win: trailed Florida State, 29-35, won 78-70, 12/2/23
UNC rallied from double-figure deficit at halftime to win: trailed Florida State by 12 (29-41) and won, 78-70, 2/27/21
UNC rallied from double-figure deficit w/less 10:00 to play and win: trailed Ohio State by 10 (56-66) with 6:45 to play and won, 89-84, in OT, 12/17/22 in New York, N.Y.
UNC rallied from double-figure deficits in the 2nd half to win consecutive games: trailed Miami 34-53 (-19) w/9:51 to play and won, 61-59, 3/11/11* in Greensboro; trailed Clemson 30-41 (-11) w/17:23 to play and won, 92-87, in overtime, 3/12/11* in Greensboro
UNC rallied from 20 points down to win: trailed Georgia Tech, 30-50 w/4:00 left in the 1st half and won, 82-75, 2/15/06
UNC rallied from 20 points down to take the lead: trailed Georgia Tech, 9-29, w/8:04 to play in first half and took the lead four times in second half, but lost 71-73, 1/16/10
Four-point play (team): Kerwin Walton (3FG), Day'Ron Sharpe (FT) at Miami, 1/5/21
Four-point play (individual): Kerwin Walton vs. Northeastern, 2/17/21
UNC did not score a fastbreak point: 0 vs. Virginia, 2/25/23 (won 71-63)
UNC scored 25 fastbreak points: 25 vs. NC State, 1/29/22
UNC led by an AP Top-10 team by 20 or more at half: 22 vs. No. 10 Tennessee, 11/29/23 (led 61-29, won 100-92)
UNC led by 25 or more at half: ^28 vs. Marquette, 3/17/22 in Fort Worth (led 53-25)
UNC led by 30 or more at the half: (38) vs. Florida State, 2/12/22 (led 62-24)
UNC out-scored the opponent by 15 points in a half and lost: 60-45 in 2nd half and lost 85-92 at Wake Forest, 2/7/23
UNC led by 40: led 105-58 vs. Charleston Southern, 12/29/23 (won 105-60)
UNC led by 50: led 101-51 *vs. Notre Dame, 3/10/21 (won 101-59) in Greensboro
Committed 30 personal fouls: 30 vs. Villanova, 11/23/23 in the Bahamas
Committed more than 30 personal fouls: 33 at Louisville, 1/31/15

OPPONENTS

SCORING

40: 47 by Malik Monk, Kentucky, 12/17/16 in Las Vegas
35 or more: 37 by Dalton Knecht, Tennessee, 11/29/23 (tied Smith Center oppt. record)
30 by different players in three consecutive games: 34 by Eric Dixon, Villanova, 11/23/23; 34 by Tramon Mark, Arkansas, 11/24/23 (both games in the Bahamas); 37 by Dalton Knecht, Tennessee, 11/29/23
Freshman scored 30: 34 by Terquavion Smith, NC State, 1/29/22
30/consecutive games: Xavier Rathan-Mayes, Florida State (35 at UNC, 1/24/15, and 30 in Tallahassee, 1/4/16)
30/twice in a season: Nolan Smith, Duke (34 at Duke, 2/9/11; 30 at UNC, 3/5/11)
20/three times in one season: Luke Kennard, Duke (20, 28 and 20), 2017
One w/30, one w/25: 34 by Terquavion Smith, 25 by Jericole Hellens, NC State, 1/29/22
Three players with 20: Isaiah Wong (25), Sam Waardenburg (21), Kameron McGusty (20) at Miami, 1/18/22
Four players with 20: Damion James (25), Dexter Pittman (23), J'Covan Brown (21) and Avery Bradley (20), Texas, 12/19/09 in Arlington, Texas
More than 25/half: 27 in first half by Malik Monk, Kentucky, 12/17/16 in Las Vegas
20/1st half: 20 by Tramon Mark, Arkansas, 11/24/23 in the Bahamas
20/2nd half: 22 by Dalton Knecht, Tennessee, 11/29/23
25/half: 25 in 2nd half by Tyree Appleby at Wake Forest, 2/7/23
20/both halves: 27 and 20 by Malik Monk, Kentucky, 12/17/16 in Las Vegas
Non-starter scored 30: 33 by Brent Arrington, Mississippi Valley State, 11/20/11
Non-starter scored 25: 25 by El Ellis at Louisville, 2/1/22
Non-starter scored 20: 21 by Jahvon Quinerly, Alabama, 11/27/22 in Portland, Ore. (4 OT)
Non-starter was leading scorer: 17 by Rob Dillingham, Kentucky, 12/16/23 in Atlanta
Scored 30+ points on fewer than 10 field goals: 35 by Tyree Appleby at Wake Forest, 2/7/23 (6x20 FG, 0x6 3FG, 23x28 FT)
Scored 15 straight points for his team: Tre Jones, Duke, 2/8/20
Scored 11 straight points for his team by free throws: Tyree Appleby at Wake Forest, 2/7/23 (in 1:34)
No player in double figures: at Evansville, 12/8/10
No starter in double figures: Boston College, 1/26/22
One player in double figures: 22 by El Ellis at Louisville, 1/14/23
Only two players in double figures in a win over UNC: 31 by Jamarius Burton and 16 by Blake Hinson at Pittsburgh, 12/30/22
Six players in double figures: Alabama, 11/27/22 in Portland, Ore. (4 OT)
Seven players in double figures: Wake Forest, 12/20/03 (3 OT)
Only four players scored: *Duke in Brooklyn, 3/9/18
Bench scored zero: Pittsburgh, 1/8/20
Bench scored 50 plus: 55 by Charleston, 11/11/22
Scored 90 in a UNC win: UNC 100, Tennessee 92, 11/29/23
100 points in a 40-minute game: 103 by Kentucky, 12/17/16 in Las Vegas

100 points in an overtime game: 103 by Alabama, 11/27/22 in Portland, Ore. (4 OT)
Fewer than 45: *43 by Virginia, 3/10/22 in Brooklyn
Fewer than 60 in a win over UNC: 56 at Virginia, 12/8/19
Fewer than 60 at home: 57 at Pittsburgh, 1/2/24 (UNC won, 70-57)
60/half: 61, 2nd by East Carolina, 12/15/12
12/half: 12 (1st half) by East Tennessee State, 12/8/12
13/half: *13 (1st half) by Virginia, 3/10/22 in Brooklyn
Fewer than 25/both halves: 22 and 19 by Virginia, 2/18/17
50 in a half in a UNC win: 53, 2nd half by Tennessee, 11/29/23
Fewer than 25 in a half in a win over UNC: 23, 2nd half at Pittsburgh, 1/18/20
Fewer than 30/both halves: 28 and 29 at Pittsburgh, 1/2/24
Fewer than 30/both halves in a win over UNC: 27 and 26 at Virginia, 2/27/17

OPPONENTS FIELD GOAL SHOOTING

Made 13: Dalton Knecht, Tennessee, 11/29/23 (13x17)
Made 14: Jamarius Burton at Pittsburgh, 12/30/22 (14x17)
Two players made 10: 11 by RJ Barrett, 10 by Cam Reddish at Duke, 2/20/19
Missed every shot (min. 10 FGA): Noah Freidel, James Madison, 11/20/22 (0x11)
Two players attempted 20: 26 by Jahvan Quinerly and 21 by Brandon Miller, Alabama, 11/27/22 in Portland, Ore. (4 OT)
Attempted more than 25: 26 by Jahvan Quinerly, Alabama, 11/27/22 in Portland, Ore. (4 OT)
Attempted more than 25 in a 40-minute game: 26 by Paolo Banchero at Duke, 3/5/22
Made 15 or fewer: 15 by Virginia, 2/18/17
Made less than 20 in a win: 19 at Virginia, 2/13/21
Made its first six attempts to begin a game: Syracuse, 2/28/22
Made its first seven attempts to begin a game: Louisville, 1/12/19
Made its first eight attempts to begin a game: Michigan, 11/29/17
Made 10 consecutive FG: Duke, 2/8/18
Made 15 consecutive FG: Clemson, 1/16/18
Attempted 90 or more: 90 by Alabama, 11/27/22 in Portland, Ore. (4 OT)
Missed 10 FG to begin a game: 10 by Florida State, 2/12/22
Missed more than 10 FG to begin a game: 11 by Charleston, 11/25/20
Missed 12 consecutive FG: at Pittsburgh, 1/2/24
Missed 13 consecutive FG: UC Riverside to begin second half, 11/17/23
Missed 15 consecutive FG: at Pittsburgh, 1/5/19
50 percent/game in UNC win: 55.6 (35x63) by Tennessee, 11/29/23
50 percent/both halves in UNC win: 53.3 (16x30) & 57.6 (19x33) by Tennessee, 11/29/23
Better than 55 percent/game in UNC win: 55.6 (35x63) by Tennessee, 11/29/23
60 percent/half: 60.0, 1st half (15x25) by Northern Iowa, 11/22/23 in the Bahamas
60 percent/half in UNC win: 60.0, 1st half (15x25) by Northern Iowa, 11/22/23 in the Bahamas
60 percent/both halves: 61.3 (19x31) & 69.2 (18x26) at Pittsburgh, 2/14/15
60 percent/game: 64.9 (37x57) at Pittsburgh, 2/14/15
65 percent/half: 66.7 2nd half (24x36), Kentucky, 12/18/21 in Las Vegas
70 percent/half: 72.0 (18x25) 2nd half at Gonzaga, 12/18/19
70 percent/game: *71.7 (33x46) by Duke, 2/29/80, in Greensboro
75 percent/half: 76.5 (13x17) 2nd half at NC State, 2/3/07
Under 20 percent/half: *18.5 (5x27) 1st half by Virginia, 3/10/22 in Brooklyn
Under 25 percent/half and won: 22.7 (5x22) 2nd half at Pittsburgh, 1/18/20
Under 30 percent/half: 26.5 (9x34) 2nd half at Pittsburgh, 1/2/24
Under 30 percent/both halves: 27.3 (9x33) & 25.7 (9x35) UNC Asheville, 11/23/21
Under 30 percent/game: 29.3 (17x58) by UNCW, 11/7/22
Under 35 percent/game and won: 34.5 (10x29) 1st half by Clemson, 1/11/20
Under 40 percent/game and won: 38.3 (23x60), Villanova, 11/23/23 in the Bahamas
Under 40 percent/both halves and won: 36.0 (9x25) & 36.7 (11x30), Villanova, 11/23/23 in the Bahamas
50 percent in first half and under 20 percent in second half: 57.1 (16x28) 1st half and 16.1 (5x31) 2nd half at Elon, 11/9/18
Under 30 percent in first half and 60 percent in second half: 25.0 (10x40) and 65.4 (17x26) by NC State, 2/1/14
Under 20 percent in first half and 50 percent in second half: *18.5 (5x27) 1st half and 52.0 (13x25) 2nd half by Virginia, 3/10/22 in Brooklyn

OPPONENTS THREE-POINTERS

7: Mark Sears, Alabama, 11/27/22 in Portland, Ore. (4 OT)
8: Malik Monk, Kentucky, 12/17/16 in Las Vegas
10: Kyle McAlarney, Notre Dame, 11/26/08 in Maui
7 of 7: Allerik Freeman, NC State, 1/27/18 (7x7)
Made every att. (min. 5): Ithiel Horton, Pittsburgh, 2/16/22 (5x5)
Missed every att. (5 or more): Tyree Appleby at Wake Forest, 2/7/23 (0x6)
Missed every att. (9 or more): Noah Freidel, James Madison, 11/20/22 (0x9)
Two players made at least 5: 5 by Sam Waardenburg & Isaiah Wong at Miami, 1/18/22
Three players made at least 5: 7 by Jordan Bohannon, 5 by CJ Fredick, 5 by Joe Wieskamp at Iowa, 12/8/20
5 in a half: Cole Swider, 1st half, Syracuse, 2/28/22
Attempted 15 3FGs: 16 by Jordan Bohannon at Iowa, 12/8/20
Nine different players made a 3FG: Lehigh, 11/12/23
Did not make a three-pointer: 0 by Boston College (6 attempts), 1/17/23
Made 16: Alabama, 11/27/22 in Portland, Ore. (4 OT)
Made 17: at Iowa, 12/8/20
Made 10 or more/half: 11, 1st half at Iowa, 12/8/20 (22 attempts)
15 or more/consecutive games: 15 by NC State, 1/27/18, and 15 at Clemson, 1/30/18

Attempted 40 or more: 43 at Iowa, 12/8/20
60 percent (min. 10 att.): 62.5 (10x16) by Duke, 2/18/15
65 percent (min. 10 att.): 66.7 (8x12) at Illinois, 11/30/10
Less than 10 percent (min. 10 att.): 7.1 (1x14) at Louisville, 1/14/23
Made 12 or more and lost: 12 by Florida State, 12/2/23
Made 15 or more and lost: 15 at Louisville, 2/1/22
Made less than five and won: *4 by Virginia, 3/9/23 in Greensboro
Made more 3FG than two-pointers: at Louisville, 2/1/22 (15 3FG, 13 2FG)
Attempted more 3FG than two-pointers: at Portland, 11/24/22 (32 3FGA, 26 2FGA)

OPPONENTS FREE THROWS

Made 10: Otega Owheh, Oklahoma, 12/20/23 in Charlotte
Made 20: 23 by Tyree Appleby at Wake Forest, 2/7/23 (ACC record)
Attempted 20: 28 by Tyree Appleby at Wake Forest, 2/7/23 (ACC record)
Made & Attempted 20/Half: 21x26 in 2nd by Tyree Appleby at Wake Forest, 2/7/23 (ACC records)
10x10: Tre Jones at Duke, 3/7/20
Better than 10x10: ^12x12 by Tyler Dorsey, Oregon, 4/1/17 in Phoenix
100 percent (min. 10): 100.0 (12x12) by NC State, 1/21/23
100 percent (min. 30): 100.0 (32x32) at Wake Forest, 1/15/05
At least 95 percent, 20 or more attempts: 96.3 (26x27) at Florida State, 1/16/21
At least 85 percent, 30 or more attempts: 88.9 (32x36), Villanova, 11/23/23 in Bahamas
Under 30 percent: 27.3 (3x11) by NC State, 1/8/17
Under 40 percent: 30.8 (4x13) by Louisville, 2/22/17
Under 50 percent and won: ^47.1 (8x17) by Auburn, 3/29/19 in Kansas City, Mo.
Made 30 or more: 32 by Villanova, 11/23/23 in the Bahamas
Made one: The Citadel, 12/13/22
Made less than five: 4 by Florida State, 12/2/23
Attempted 40 or more: 42 at Wake Forest, 2/7/23
Attempted fewer than five: 4 by Lehigh, 11/12/23
Missed 20 or more: *20 (21x41) by Pittsburgh, 3/14/14 in Greensboro
Only one player attempted: Jordan Taylor, Wisconsin (3x6), 11/30/11
Made more free throws than field goals: Villanova, 11/23/23 in Bahamas (23 FGs, 32 FTs)
Made five or fewer and won: 4 by Tennessee, 11/21/21 in Uncasville, Conn.

OPPONENTS REBOUNDS

10 by a guard: 11 by Jordan Miller, Miami, 2/13/23
16: Charles Bediako, Alabama, 11/27/22 in Portland, Ore. (4 OT)
17: T.J. Bickerstaff, Boston College, 1/26/22
19: John Mooney, Notre Dame, 1/15/19
20 or more: *21 by Talib Zanna, Pittsburgh, 3/14/14 in Greensboro
10 offensive: 10 by Kerry Blackshear, Virginia Tech, 1/21/19
Two players with 15 or more: 15 by Damion James and 15 by Dexter Pittman, Texas, 12/19/09 in Arlington, Texas
Three players in double-figures: ^Joey Lynch-Flohr (11), Artsiom Parakhouski (10) and Eric Hall (10), Radford, 3/19/09 in Greensboro
50 rebounds: 58 by Alabama, 11/27/22 in Portland, Ore. (4 OT)
50 rebounds in a regulation-length game: ^50 by Texas A&M, 3/18/18 in Charlotte
60 rebounds: 60 by Texas, 12/19/09 in Arlington, Texas
Fewer than 20 rebounds: ^15 by Notre Dame, 3/27/16 in Philadelphia
25 offensive rebounds: 29 by Butler, 11/26/14 in the Bahamas
20 second-chance points: 21 at Iowa, 12/8/20
One offensive rebound: Georgia Tech, 12/10/22
Zero second-chance points: Georgia Tech, 12/10/22
One second-chance point: at Pittsburgh, 1/2/24
Outrebounded UNC/3consecutive games: UConn (33-43), 12/5/23 in New York; Kentucky (32-42), 12/16/23 in Atlanta; Oklahoma (34-41), 12/20/23 in Charlotte
Outrebounded UNC by 10 or more/consecutive games: UConn (33-43), 12/5/23 in New York; Kentucky (32-42), 12/16/23 in Atlanta
Outrebounded UNC by 15 or more: 16 (24-40) by Duke, 2/5/22
More offensive rebounds than UNC had defensive: Butler in The Bahamas, 11/26/14 (Butler 29 offensive, UNC 26 defensive)

OPPONENTS DOUBLE-DOUBLES

20 points/15 rebounds: 21/15 by Marvin Bagley III at Duke, 3/3/18
30 points/10 rebounds: 34/10, Eric Dixon, Villanova, 11/23/23 in the Bahamas
Points & rebounds w/5 or more assists: 22/10/6 by Jaden Ivy, Purdue, 11/20/21 in Uncasville, Conn.
Points & rebounds w/7 or more assists: 17/10/7 by Dwayne Sutton, Louisville, 1/12/19
Points & rebounds w/5 or more blocks: 23/11/5 by Quincy Guerrier, Syracuse, 1/12/21
30 points/10 assists: Tyree Appleby at Wake Forest, 2/7/23 (33 points/11 assists)
Three players: Lorenzo Brown (12 pts/12 assists), Richard Howell (13 pts/17 reb) and TJ Warren (10 pts, 10 reb), NC State, 2/23/13
Player had three in one season: Marvin Bagley III, Duke, 2018

OPPONENTS TRIPLE DOUBLE

Greivis Vasquez at Maryland, 2/21/09 (35 pts/11 reb/10 assists) (first in ACC game)

OPPONENTS ASSISTS

11: Tyree Appleby at Wake Forest, 2/7/23
12: by Melo Trimble, Maryland, 12/1/15
13: *by Luke Loucks, Florida State, 3/11/12 in Atlanta
15 or more: 17 by Kenny Anderson at Georgia Tech, 2/1/90
10 or more assists and no turnovers: Cameron Wright (10 assists) at Pitt, 2/14/15
25 or more: 25 by UConn, 12/5/23 in New York
30 or more: 30 at Pittsburgh, 2/14/15

Fewer than 5: 3 by UNCW, 11/7/22

Only 5 in a win over UNC: Villanova, 11/23/23 in the Bahamas

Assists on 80% of its field goals: 84.2% at Virginia, 2/13/21 (16 assists on 19 FGs)

OPPONENTS TURNOVERS

6: Isaiah Moses, UC Riverside, 11/17/23
7: Femi Odukale, Pittsburgh, 2/16/22
8: Ky Bowman at Boston College, 1/21/17
10: Evan Turner, Ohio State, 11/19/09 in New York, N.Y.
20 or more and won: 22 by Alabama, 11/27/22 in Portland, Ore. (4 OT)
25: UNCW, 12/5/18
30 or more: 32 by South Carolina State, 11/20/07
2: at NC State, 2/19/23
Less than 5: 4 by Virginia, 2/25/23
Made three times as many turnovers as assists: Oklahoma, 12/20/23 in Charlotte (6 assists, 18 turnovers)
UNC scored 0 points off oppt. turnovers: 0 vs. Virginia, 2/25/23 (UNC won, 71-63)
UNC scored 25 or more points off oppt. turnovers: 25 vs. Northern Iowa, 11/22/23 in the Bahamas (17 turnovers)
UNC scored 30 or more points off oppt. turnovers: 32 vs. Wake Forest (1/4/23) (15 turnovers)
UNC scored 35 points off oppt. turnovers: 37 vs. NC State, 1/8/17 (off 26 turnovers)

OPPONENTS BLOCKS

5: *Kadin Shedrick, Virginia, 3/9/23 in Greensboro
more than 5: 8 by Dereck Lively II at Duke, 2/4/23
10 or more: 11 at Duke, 2/4/23

OPPONENTS STEALS

5: Reece Beekman at Virginia, 1/10/23
6: Scottie Barnes, Florida State, 2/27/21
7 or 8: 8 by Ashton Hagans, Kentucky, 12/22/18 in Chicago
15 or more: 15 at Syracuse, 3/1/21
20 or more: 20 at Clemson, 1/17/07

OPPONENTS MISCELLANEOUS (UNC scores listed first)

Led team in scoring, rebounds and assists: Tyree Appleby at Wake Forest, 2/7/23 (33 points/7 rebounds/11 assists)
Led team in scoring, rebounds, assists and blocks: Quinten Post, Boston College, 1/17/23 (17 points/5 rebounds/1 assist/1 block)
Led team in scoring, rebounds, assists and steals: Jake LaRivia at Wake Forest, 1/22/22 (31 points/10 rebounds/4 assists/3 steals)
Led team in scoring, rebounds, assists, blocks and steals: Aamir Simms, Clemson, 1/11/20 (20 points, 8 rebounds, 6 assists, 4 blocks, 3 steals)
Four-point play: Eric Dixon, Villanova, 11/23/23 in the Bahamas
Game-winning shot with no time left: Wendell Moore, Duke, 2/8/20 (in OT)
Game-winning shot less than a second left: Matt Coleman III, Texas, 12/2/20 in Asheville (0.1 second to play)
Game-winning shot less than five seconds left: Nate Laszewski at Notre Dame, 2/17/20 (3FG with 2.4 seconds to play)
Game-tying shot w/0:00 on the clock to force overtime: Tre Jones, Duke, 2/8/20
Hit a shot from other side of halfcourt: Louis Dabney, Tulane, 12/16/15, to end first half
Winning free throws with less than 30 seconds to play: Pittsburgh's Jamarius Burton made two with 3.6 seconds to play, won 64-65, 2/1/23
Trailed at the half and won: Villanova, 11/23/23 in the Bahamas
Trailed by 10 or more with less than four minutes to play and won: Duke, 2/8/20 (Duke trailed 77-64 with 3:55 to play, won 96-98 in OT)
Trailed by 10 or more with less than two minutes to play and won: Clemson, 1/11/20 (Clemson trailed 68-58 with 1:56 to play, won 76-79 in overtime)
Trailed by more than 15 and won: ^16 by Kansas, 4/4/22 in New Orleans (KU trailed 38-22, won 69-72)
Trailed by 20 or more and won: 24 at Florida State, 1/22/04 (FSU trailed 42-18 in first half, won 81-90 in overtime)
Trailed by 20 and took the lead: at Virginia Tech, 1/24/16 (UNC led 36-16; VT took a 59-61 lead but UNC won 75-70)
Trailed by 25 and forced overtime: ^UNC led Baylor, 67-42, with 10:09 to play; game went to overtime tied at 80 and UNC won, 93-86, 3/19/22 in Fort Worth, Texas
Led Carolina by 20 or more at halftime: 22 at Wake Forest (25-47), 2/7/23
Led Carolina by 20 or more at halftime in Chapel Hill: 20 by Georgia Tech (27-47), 1/4/20
Led Carolina by 25 or more at halftime: 27 at Miami (22-49), 1/18/22
Led Carolina by 35 or more: 35 by Kentucky (63-98), 12/18/21 in Las Vegas
Led Carolina by more than 35: 36 at Duke (37-73), 3/6/10
Scored more than 15 straight: 17-0 run at Louisville, 2/22/20
Scored 19 straight: 19-0 run by Michigan, 11/28/19 in The Bahamas
Scored first 10 points: UNLV led 0-13, 11/30/20 in Asheville (UNC won, 78-51)
Scored first 14 points: *Miami led 0-14 in Brooklyn, 3/8/18 (UNC won, 82-65)
Outscored UNC by more than 20 in a half: 22 at Wake Forest, 2/7/23 (25-47, 1st half)
Outscored UNC by more than 20 in a half in Chapel Hill: 23 by Ohio State, 12/4/19 (22-45, 2nd half)
Outscored UNC by more than 25 in a half: 27 at Miami, 1/18/22 (22-49, 1st half)
25 fastbreak points: at NC State, 2/19/23
30 fastbreak points: at Wake Forest, 1/22/22
Zero fastbreak points: Charleston Southern, 12/29/23
Committed 30 fouls: Kentucky, 12/19/20 in Cleveland
Played 50 minutes: 55:03 by Mark Sears, Alabama, 11/27/22 in Portland, Ore. (4 OT)

* ACC Tournament, ^ NCAA Tournament

2023-24 BOX SCORES: GAMES 1-4



Radford vs North Carolina Game Totals -- Final Statistics November 07, 2023 at Smith Center

1

Radford 70

No.	Player	S	Pts	FG	3FG	FT	OR	DR	TR	PF	A	TO	Bk	Stl	Min	+/-
00	ARCHER, JUSTIN	F	6	2-3	0-0	2-2	1	8	9	4	0	1	0	0	23	-11
01	SMITH, DAQUAN	G	18	7-13	3-7	1-1	0	4	4	0	1	2	0	1	31	-8
03	GILES, KENYON	G	18	8-17	1-5	1-1	1	1	2	2	1	1	0	0	30	-17
10	TURNER, CHANDLER	F	2	1-2	0-1	0-0	1	1	2	4	1	1	0	0	24	1
14	ANTOINE, BRYAN	G	13	5-15	1-6	2-2	0	1	1	0	1	1	1	3	29	-13
02	WALTERS, TRENTON	G	0	0-1	0-0	0-0	0	0	0	1	0	0	0	1	10	-6
04	HARRIS, TRUTH	G	7	2-5	0-0	3-4	0	3	3	3	1	2	1	3	22	-9
11	BURNS, KYLE	G	2	1-7	0-1	0-0	0	0	0	2	0	0	0	0	9	-5
21	PIERCE, D'AUNTRAY	C	4	2-2	0-0	0-0	3	2	5	5	0	2	1	0	19	-10
25	CASTLEBERRY, HUNTER	G	0	0-1	0-1	0-0	0	0	0	0	0	0	0	0	1	-1
34	VIDOR, DAVID	F	0	0-0	0-0	0-0	0	1	1	0	0	0	0	0	1	-1
TEAM							5	2	7	0	2					
TOTALS			70	28-66	5-21	9-10	11	23	34	21	5	12	3	8	199	

Shooting By Period	FG	FG%	3FG	3FG%	FT	FT%	Last FG: 2nd-02:19
1st Half	17-34	50%	3-10	30%	4-4	100%	Largest lead: By 3 at Technical Fouls: None.
2nd Half	11-32	34%	2-11	18%	5-6	83%	
Game	28-66	42.4%	5-21	23.8%	9-10	90.0%	

North Carolina 86

No.	Player	S	Pts	FG	3FG	FT	OR	DR	TR	PF	A	TO	Bk	Stl	Min	+/-
03	RYAN, CORMAC	G	13	3-8	3-7	4-4	0	3	3	0	3	0	0	1	31	11
04	DAVIS, RJ	G	13	6-14	1-5	0-0	0	3	3	1	2	2	0	1	28	18
05	BACOT, ARMANDO	F	25	10-16	0-1	5-6	5	8	13	1	1	2	0	0	29	18
08	WOJCIK, PAXSON	G	5	2-2	1-1	0-0	2	1	3	1	3	1	0	0	20	17
55	INGRAM, HARRISON	F	12	4-9	2-5	2-5	1	3	4	1	3	2	2	0	27	13
01	HIGH, ZAYDEN	F	0	0-0	0-0	0-0	0	1	1	2	0	1	0	0	8	-2
02	CADEAU, ELLIOT	G	5	2-6	0-1	1-3	1	1	2	2	6	2	0	0	19	3
07	TRIMBLE, SETH	G	1	0-1	0-0	1-2	0	1	1	1	0	1	1	0	11	-1
13	WASHINGTON, JALEN	F	8	3-3	0-0	2-3	2	2	4	0	0	0	0	0	10	-3
24	WITHERS, JAE'LYN	F	4	2-2	0-0	0-0	0	1	1	2	0	1	0	2	15	5
32	OKONKWO, JAMES	F	0	0-0	0-0	0-0	0	1	1	0	0	0	0	0	1	1
TEAM							1	0	1	0	0					
TOTALS			86	32-61	7-20	15-23	12	25	37	11	18	11	5	4	199	

Shooting By Period	FG	FG%	3FG	3FG%	FT	FT%	Last FG: 2nd-02:41
1st Half	16-29	55%	5-10	50%	9-11	82%	Largest lead: By 17 at Technical Fouls: None.
2nd Half	16-32	50%	2-10	20%	6-12	50%	
Game	32-61	52.5%	7-20	35.0%	15-23	65.2%	

Game Notes:	Score	1st	2nd	TOT	Points	RAD	UNC
Officials: Roger Ayers, Jemel Spearman, Kellen Milner Attendance: 17331	RAD	41	29	70	In The Paint	34	48
Start Time: 12:00 AM	UNC	46	40	86	Off Turns	11	14
					2nd Chance	14	14
					Fast Break	3	10
					Bench	13	18
					Per Poss	0.366	1.246
						33/71	40/69

UC Riverside vs North Carolina Game Totals -- Final Statistics November 18, 2023 at Smith Center

3

UC Riverside 52

No.	Player	S	Pts	FG	3FG	FT	OR	DR	TR	PF	A	TO	Bk	Stl	Min	+/-
00	OWENS, KYLE	F	0	0-4	0-1	0-0	1	0	1	3	0	1	0	0	14	-19
01	GRISCTI, BEN	C	14	5-12	3-7	1-2	0	1	1	3	0	1	1	0	21	-9
03	MOSES, ISAIHA	G	0	0-4	0-2	0-0	1	4	5	2	5	6	0	1	19	-20
14	TATTERSALL, WIL	F	9	3-6	1-4	2-4	1	6	7	1	3	0	0	1	28	6
24	HARGRESS, BARRINGTON	G	10	4-13	2-4	0-0	0	2	2	3	5	2	0	2	35	-14
02	SMITH, KALEB	F	0	0-0	0-0	0-1	1	0	1	0	0	2	0	0	6	1
10	OLABODE, NIYI	F	6	2-2	2-2	0-0	0	1	1	0	0	0	0	0	6	4
11	PICKENS, NATE	G	7	2-8	1-5	2-2	0	2	2	2	1	1	0	1	25	-16
12	MARTINEZ, JHAYLON	C	4	2-6	0-1	0-0	0	2	3	5	3	0	0	0	15	-7
13	SALARIDZE, VLADIMIR	F	2	1-5	0-2	0-0	1	3	4	3	1	2	0	2	18	-20
22	TURNER, LUKE	F	0	0-2	0-2	0-0	2	1	3	0	0	0	0	0	13	-31
TEAM							5	1	6	0	2					
TOTALS			52	19-62	9-30	5-9	14	24	38	20	15	17	1	7	200	

Shooting By Period	FG	FG%	3FG	3FG%	FT	FT%	Last FG: 2nd-00:01
1st Half	10-30	33%	5-14	36%	1-2	50%	Largest lead: By 2 at Technical Fouls: #13 SALARIDZE,V @ 2nd - 08:33;
2nd Half	9-32	28%	4-16	25%	4-7	57%	
Game	19-62	30.6%	9-30	30.0%	5-9	55.6%	

North Carolina 77

No.	Player	S	Pts	FG	3FG	FT	OR	DR	TR	PF	A	TO	Bk	Stl	Min	+/-
03	RYAN, CORMAC	G	2	1-6	0-4	0-0	0	3	3	2	3	1	1	2	22	17
04	DAVIS, RJ	G	8	3-11	1-7	1-1	0	3	3	1	4	0	0	0	28	25
05	BACOT, ARMANDO	F	21	7-11	1-2	6-8	2	5	7	1	1	2	1	2	25	23
08	WOJCIK, PAXSON	G	2	0-2	0-1	2-2	0	2	2	0	2	1	0	2	19	4
55	INGRAM, HARRISON	F	10	4-11	1-4	1-2	3	6	9	1	1	0	0	1	26	19
01	HIGH, ZAYDEN	F	2	1-1	0-0	0-1	1	0	1	3	0	2	0	2	11	-5
02	CADEAU, ELLIOT	G	8	3-4	0-0	2-3	0	0	0	1	2	4	0	0	23	19
07	TRIMBLE, SETH	G	11	5-7	1-1	0-0	0	2	2	2	1	0	0	0	15	13
13	WASHINGTON, JALEN	F	11	4-5	2-2	1-2	3	2	5	1	0	0	2	0	12	6
14	LEBO, CREIGHTON	G	0	0-1	0-0	0-0	0	0	0	0	0	0	0	0	0	-3
24	WITHERS, JAE'LYN	F	2	0-1	0-0	2-2	0	3	3	1	0	0	3	1	16	14
32	OKONKWO, JAMES	F	0	0-1	0-0	0-0	1	0	1	0	0	0	0	0	2	-4
34	FARRIS, DUWE	F	0	0-0	0-0	0-0	0	0	0	0	0	0	0	0	1	-3
TEAM							0	1	1	0	0					
TOTALS			77	28-61	6-21	15-21	10	27	37	13	14	9	8	9	200	

Shooting By Period	FG	FG%	3FG	3FG%	FT	FT%	Last FG: 2nd-00:50
1st Half	14-34	41%	2-11	18%	7-11	64%	Largest lead: By 32 at Technical Fouls: #01 HIGH,Z @ 2nd - 08:33;
2nd Half	14-27	52%	4-10	40%	8-10	80%	
Game	28-61	45.9%	6-21	28.6%	15-21	71.4%	

Game Notes:	Score	1st	2nd	TOT	Points	UCR	UNC
Officials: Roger Ayers, Justin Porterfield, Isaac Barnett Attendance: 18226	UCR	26	26	52	In the Paint	20	34
Start Time: 01:00 AM	UNC	37	40	77	Off Turns	12	16
					2nd Chance	2	16
					Fast Break	2	9
					Bench	10	24

UNC led for 1:01. UNC led for 36:15.
Game was tied for 0:0.

Lehigh vs North Carolina Game Totals -- Final Statistics November 12, 2023 at Smith Center

2

Lehigh 68

No.	Player	S	Pts	FG	3FG	FT	OR	DR	TR	PF	A	TO	Bk	Stl	Min	+	
13	HIGGINS JR., KEITH	G	16	7-13	2-5	0-0	0	3	3	1	3	1	0	0	2	32	-3
22	WHITNEY-SIDNEY, TYLER	G	10	4-13	2-6	0-0	1	3	4	1	1	1	0	0	22	-12	
23	MOMAH, BUBE	F	2	0-3	0-0	2-2	1	0	1	3	0	1	0	0	0	12	-2
35	PAROLIN, DOMINIC	C	7	3-10	1-5	0-0	2	3	5	1	3	1	0	0	22	-19	
55	SINCLAIR, JALIN	G	3	1-4	1-2	0-0	0	1	1	2	2	2	0	1	18	-25	
00	GILLUS, CAM	G	8	3-3	2-2	0-0	0	1	1	0	0	1	0	0	17	-2	
01	WHITLOCK, NASIR	G	5	2-8	0-3	1-2	0	2	2	0	1	0	0	0	13	-11	
02	KNOSTMAN, BEN	G	0	0-0	0-0	0-0	0	0	0	2	2	0	0	0	7	-10	
04	INGRAM, JOSHUA	G	3	1-4	1-3	0-0	0	3	3	2	0	2	0	0	13	-19	
11	REED, BRENDAN	G	3	1-1	1-1	0-0	0	0	0	0	0	0	0	0	1	2	
15	PIKE, JAKE	F	0	0-1	0-1	0-0	0	0	0	0	0	0	0	0	1	2	
10	SANGAL, JAYSHEN	F	3	1-1	1-1	0-0	0	0	0	0	0	0	0	0	2	1	
21	CHEBUHAR, BURKE	F	6	2-5	2-4	0-0	1	1	2	3	2	0	1	0	18	-7	
32	ADIASSA, HENRI	C	0	0-1	0-0	0-0	1	2	3	3	0	1	1	0	7	-5	
42	TAN, JT	C	2	1-3	0-0	0-0	1	1	2	4	1	1	0	2	12	-2	
44	CONNIFF, TOMMY	C	0	0-1	0-0	0-0	0	1	1	0	0	0	1	0	2	1	
	TEAM						1	2	3	0	0						
TOTALS			68	26-71	13-33	3-4	8	23	31	22	15	11	3	7	199		

2023-24 BOX SCORES: GAMES 5-8



Villanova vs North Carolina

Game Totals -- Final Statistics
November 23, 2023 at Atlantis Imperial Arena - Paradise Island

5

Villanova 83

No.	Player	S	Pts	FG	3FG	FT	OR	DR	TR	PF	A	TO	Blk	Stl	Min	+/-
00	BAMBA, TJ	G	4	1-8	0-4	2-2	1	2	3	3	2	0	0	0	32	+0
02	ARMSTRONG, MARK	G	10	2-9	0-1	6-7	1	1	2	2	0	1	0	1	30	7
05	MOORE, JUSTIN	G	16	5-11	0-3	6-6	1	1	2	2	2	1	0	0	36	5
23	BURTON, TYLER	F	7	1-4	1-3	4-5	1	6	7	3	0	0	0	1	33	+7
43	DIXON, ERIC	F	34	11-19	3-5	9-11	3	7	10	2	0	3	0	1	37	10
01	HAUSEN, BRENDAN	G	0	0-1	0-1	0-0	0	1	1	0	1	0	0	0	6	-1
13	HART, HAKIM	G	3	0-2	0-1	3-3	0	3	3	3	0	0	0	0	16	-13
14	WARE, LANCE	F	0	0-0	0-0	0-0	0	0	0	4	0	1	0	0	2	-1
15	LONGINO, JORDAN	G	9	3-6	1-4	2-2	0	3	3	1	0	3	0	0	27	-17
21	NJOKU, NNANNA	F	0	0-0	0-0	0-0	0	1	1	2	0	0	1	1	6	-7
	TEAM						4	2	6	0						
TOTALS			83	23-60	5-22	32-36	11	27	38	22	5	9	1	4	225	

Shooting By Period

Period	FG	FG%	3FG	3FG%	FT	FT%	Deadball Rebounds: 0:0
1st Half	9-25	36%	3-9	33%	11-13	85%	Last FG: 3rd-00:40 Biggest Run: 10-0
2nd Half	11-30	37%	2-11	18%	12-13	92%	Largest lead: By 5 at 3rd-00:11 Technical Fouls: #00 BAMBA,T (Class A) @ 2nd - 15:02;
3rd Half	3-5	60%	0-2	00%	9-10	90%	
Game	23-60	38.3%	5-22	22.7%	32-36	88.9%	

North Carolina 81

No.	Player	S	Pts	FG	3FG	FT	OR	DR	TR	PF	A	TO	Blk	Stl	Min	+/-
03	RYAN, CORMAC	G	18	7-12	2-6	2-3	1	2	3	3	1	3	0	1	38	7
04	DAVIS, RJ	G	23	8-22	2-8	5-6	0	5	5	2	3	2	0	0	41	2
05	BACOT, ARMANDO	F	8	4-10	0-0	0-0	6	12	18	4	2	1	1	0	34	0
24	WITHERS, JAE'LYN	F	2	0-2	0-1	2-2	1	6	7	5	0	4	0	0	20	-12
55	INGRAM, HARRISON	F	20	6-8	4-5	4-6	0	2	5	2	2	0	0	2	32	2
01	HIGH, ZAYDEN	F	0	0-0	0-0	0-0	0	0	0	0	0	0	1	0	2	-3
02	CADEAU, ELLIOT	G	3	1-4	1-1	0-2	0	0	0	5	5	0	0	0	17	14
07	TRIMBLE, SETH	G	5	1-4	0-1	3-3	0	1	1	3	0	0	0	0	14	-7
08	WOJCICK, PAXSON	G	2	1-3	0-2	0-0	0	0	0	3	0	0	0	0	20	-10
13	WASHINGTON, JALEN	F	0	0-0	0-0	0-1	1	0	1	0	0	1	2	0	6	-2
32	OKONKWO, JAMES	F	0	0-0	0-0	0-0	0	0	0	0	0	0	0	0	2	-1
	TEAM						4	2	6	0						
TOTALS			81	28-65	9-24	16-23	13	30	43	30	13	13	4	3	225	

Shooting By Period

Period	FG	FG%	3FG	3FG%	FT	FT%	Deadball Rebounds: 4:0
1st Half	12-27	44%	5-12	42%	5-7	71%	Last FG: 3rd-00:05 Biggest Run: 13-0
2nd Half	11-31	35%	4-12	33%	8-12	67%	Largest lead: By 9 at 2nd-10:52 Technical Fouls: #55 INGRAM,H (Class A) @ 2nd - 15:02;
3rd Half	5-7	71%	0-0	0%	3-4	75%	
Game	28-65	43.1%	9-24	37.5%	16-23	69.6%	

Game Notes:

Officials: Tony Padilla, Bert Smith, Tony Chiazza

Start Time: 02:30 PM ET

Neutral Court:

Score

1st 2nd 3rd TOT

UNC 34 34 13 81

VIL led for 13:06, UNC led for 22:52.

Game was tied for 9:00.

Times tied: 19

Lead Changes: 23

Points

VIL UNC

In the Paint 34 34

Off Turns 16 8

2nd Chance 14 11

Fast Break 0 6

Bench 12 10

Per Poss 1.187 1.066

37/75 36/76

statistical reporting provided by statbroadcast

Tennessee vs North Carolina

Game Totals -- Final Statistics

November 30, 2023 at Smith Center

7

Tennessee 92

No.	Player	S	Pts	FG	3FG	FT	OR	DR	TR	PF	A	TO	Blk	Stl	Min	+/-
00	AIDOO, JONAS	F	13	5-7	0-0	3-3	0	4	4	5	0	0	1	0	21	6
03	KNECHT, DALTON	G	37	13-17	4-8	7-8	0	6	6	1	3	4	2	1	37	-1
05	ZEIGLER, ZAKAI	G	9	3-8	2-6	1-3	0	3	3	3	7	2	0	0	28	10
25	VESCOVI, SANTIAGO	G	0	0-1	0-0	0-0	1	0	1	4	2	2	0	0	14	-14
30	JAMES, JOSIAH-JORDAN	G	20	8-11	2-4	2-2	2	3	5	2	0	1	2	0	38	-4
02	GAINEY, JORDAN	G	11	5-15	1-9	0-0	0	2	2	3	0	0	1	2	32	-3
12	PHILLIPS, CADE	F	0	0-0	0-0	0-0	2	1	3	3	1	2	1	0	12	-4
13	ESTRELLA, J.P.	F	0	0-0	0-0	0-0	0	1	1	1	0	0	0	0	3	-7
15	MASHACK, JAHMAI	G	2	1-3	0-0	0-0	1	2	3	2	0	1	0	0	15	-22
43	CARR, CAMERON	G	0	0-1	0-1	0-0	0	0	0	0	0	0	0	0	0	-1
	TEAM						1	2	3	0						
TOTALS			92	35-63	9-28	13-16	7	24	31	24	13	12	7	5	200	

Shooting By Period

Period	FG	FG%	3FG	3FG%	FT	FT%	Last FG: 2nd-00:26
1st Half	16-30	53%	1-12	08%	6-6	100%	Largest lead: By 0 at
2nd Half	19-33	58%	8-16	50%	7-10	70%	Technical Fouls: None.
Game	35-63	55.6%	9-28	32.1%	13-16	81.3%	

North Carolina 100

No.	Player	S	Pts	FG	3FG	FT	OR	DR	TR	PF	A	TO	Blk	Stl	Min	+/-
02	CADEAU, ELLIOT	G	5	0-5	0-1	5-8	1	1	2	3	10	0	0	1	31	10
04	DAVIS, RJ	G	27	8-17	5-11	6-6	0	4	4	0	2	0	0	0	38	2
05	BACOT, ARMANDO	F	22	6-8	0-0	10-13	2	9	11	3	3	0	1	0	31	6
24	WITHERS, JAE'LYN	F	0	0-2	0-0	0-0	1	1	2	2	1	3	0	0	12	-6
55	INGRAM, HARRISON	F	20	6-12	4-8	4-4	2	4	6	1	0	2	0	3	38	2
01	HIGH, ZAYDEN	F	0	0-0	0-0	0-0	0	0	0	0	1	0	0	0	2	6
03	RYAN, CORMAC	G	15	3-9	2-6	7-7	1	1	2	5	1	1	0	0	24	18
07	TRIMBLE, SETH	G	4	2-5	0-1	0-0	2	0	2	3	0	1	0	1	13	-1
08	WOJCICK, PAXSON	G	0	0-0	0-0	0-0	0	0	0	0	0	0	0	0	3	4
13	WASHINGTON, JALEN	F	7	3-3	1-1	0-0	2	1	3	1	1	1	0	1	8	6
	TEAM						1	1	2	0						
TOTALS			100	28-61	12-28	32-38	12	22	34	18	19	9	1	6	200	

Shooting By Period

Period	FG	FG%	3FG	3FG%	FT	FT%	Last FG: 2nd-06:56
1st Half	19-33	58%	7-16	44%	16-16	100%	Largest lead: By 24 at
2nd Half	9-28	32%	5-12	42%	16-22	73%	Technical Fouls: None.
Game	28-61	45.9%	12-28	42.9%	32-38	84.2%	

Game Notes:

Officials: Ron Groover, Bert Smith, Clarence Armstrong

Attendance: 20756

Start Time: 12:15 AM

Score

1st 2nd 3rd TOT

UNC 39 53 92

UNC 61 39 100

UT led for 0:00, UNC led for 39:06.

Game was tied for 0:0.

Times tied: 0

Lead Changes: 0

Points

UT UNC

In the Paint 44 32

Off Turns 16 21

2nd Chance 4 13

Fast Break 8 20

Bench 13 26

Per Poss 1.343 1.370

42/74 44/73

Game Totals -- Final Statistics

November 24, 2023 at Atlantis Imperial Arena - Paradise Island

6

Arkansas 72

No.	Player	S	Pts	FG	3FG	FT	OR	DR	TR	PF	A	TO	Blk	Stl	Min	+/-	
02	BRAZILE, TREVON	F	0	0-4	0-1	0-0	0	2	2	3	1	3	2	0	20	-11	
04	DAVIS, DAVONTE	G	0	0-0	0-0	0-0	0	1	1	3	0	1	0	0	22	-20	
06	BLOCKER, LAYDEN	G	11	3-6	0-0	5-6	2	0	2	2	1	1	1	3	28	-12	
12	MARK, TRAMON	G	34	13-17	4-6	4-7	0	5	5	3	0	1	1	0	33	-4	
15	MITCHELL, MAKHI	F	5	2-5	0-0	1-1	0	1	1	5	0	1	0	0	11	-8	
00	BATTLE, KHALIF	G	9	3-7	0-3	3-3	0	4	4	4	1	1	0	0	18	3	
03	ELLIS, EL	G	0	0-3	0-1	0-0	0	2	2	0	0	0	0	1	0	17	-4
05	PINION, JOSEPH	G	0	0-0	0-0	0-0	0	0	0	1	0	0	0	0	2	0	
07	HARRIS, DENIJAY	F	0	0-0	0-0	0-0	0	0	0	0	0	0	0	0	0	3	
08	LAWSON, CHANDLER	F	4	2-5	0-1	0-1	1	2	3	3	2	1	0	0	18	-21	
10	FALL, BAYE	F	0	0-0	0-0	0-0	0	1	1	0	0	0	1	0	3	4	
24	DAVENPORT, JEREMIAH	G	9	3-8	1-5	2-2	0	1	1	3	1	2	0	1	25	-5	
	TEAM						3	2	5	0							
TOTALS			72	26-55	5-17	15-20	6	21	27	27	6	12	6	4	198		

Shooting By Period

Period	FG	FG%	3FG	3FG%	FT	FT%	Deadball Rebounds: 3:0
1st Half	14-26	54%	2-7	29%	8-10	80%	Last FG: 2nd-01:12 Biggest Run: 10-0
2nd Half	12-29	41%	3-10	30%	7-10	70%	Largest lead: By 3 at 1st-00:03 Technical Fouls: None.
Game	26-55	47.3%	5-17	29.4%	15-20	75.0%	

North Carolina 87

No.	Player	S	Pts	FG	3FG	FT	OR	DR	TR	PF	A	TO	Blk	Stl	Min	+/-
-----	--------	---	-----	----	-----	----	----	----	----	----	---	----	-----	-----	-----	-----

2023-24 BOX SCORES: GAMES 9-12

**North Carolina vs UConn**
Game Totals -- Final Statistics
December 05, 2023 at Madison Square Garden - New York

9

North Carolina 76

No.	Player	S	Pts	FG	3FG	FT	OR	DR	TR	PF	A	TO	Blk	Stl	Min	+	-
02	CADEAU, ELLIOT	G	7	3-4	0-0	1-2	0	1	1	0	5	2	0	1	27	-11	
03	RYAN, CORMAC	G	6	3-10	0-6	0-0	0	0	0	2	0	1	0	0	24	-18	
04	DAVIS, RJ	G	26	8-17	4-8	6-6	0	4	4	2	1	1	0	1	38	-8	
05	BACOT, ARMANDO	F	13	4-12	0-0	5-10	5	8	13	1	5	1	1	0	34	-17	
55	INGRAM, HARRISON	F	20	8-13	3-4	1-3	1	3	4	3	5	2	0	1	38	-8	
07	TRIMBLE, SETH	G	2	1-2	0-1	0-0	1	3	4	3	1	0	0	0	16	-3	
08	WOJCIK, PAXSON	G	2	1-1	0-0	0-1	1	0	1	1	0	0	0	0	7	-1	
13	WASHINGTON, JALEN	F	0	0-2	0-0	0-0	0	0	0	0	0	0	0	0	6	6	
24	WITHERS, JAE'LYN	F	0	0-2	0-1	0-0	0	2	2	1	1	0	0	0	9	5	
	TEAM						2	2	4	0	0	0	0	0			
TOTALS			76	28-63	7-20	13-22	10	23	33	13	18	7	1	3	199		

Shooting By Period

Period	FG	FG%	3FG	3FG%	FT	FT%	Deadball Rebounds: 2.1
1st Half	14-27	52%	3-8	38%	8-13	62%	Last FG: 2nd-01:26
2nd Half	14-36	39%	4-12	33%	5-9	56%	Biggest Run: 7-0
Game	28-63	44.4%	7-20	35.0%	13-22	59.1%	Largest lead: By 4 at 1st-18:42

Technical Fouls: #05 BACOTA (Class A) @ 1st - 01:21;

UConn 87

No.	Player	S	Pts	FG	3FG	FT	OR	DR	TR	PF	A	TO	Blk	Stl	Min	+	-
01	BALL, SOLOMON	G	13	5-8	3-6	0-0	0	2	2	2	0	1	0	1	29	13	
02	NEWTON, TRISTEN	G	14	6-11	1-4	1-2	0	5	5	3	5	1	0	1	29	15	
11	KARABAN, ALEX	F	18	8-17	2-9	0-0	3	6	9	1	5	1	0	2	38	12	
12	SPENCER, CAM	G	23	8-14	3-9	4-5	1	6	7	3	6	0	0	1	36	9	
32	CLINGAN, DONOVAN	C	8	3-7	0-0	2-5	0	4	4	4	2	0	2	0	19	0	
05	CASTLE, STEPHON	G	3	1-3	0-1	1-2	2	2	4	1	1	1	0	1	11	-3	
10	DIARRA, HASSAN	G	6	2-3	1-2	1-2	1	4	5	1	4	2	0	0	16	-2	
24	SINGARE, YOUSOUF	C	0	0-0	0-0	0-0	0	0	0	0	0	0	0	0	0	-3	
35	JOHNSON, SAMSON	F	2	1-3	0-0	0-0	1	2	3	3	2	0	1	0	20	14	
	TEAM						3	1	4	0	2						
TOTALS			87	34-66	10-31	9-16	11	32	43	18	25	8	4	5	199		

Shooting By Period

Period	FG	FG%	3FG	3FG%	FT	FT%	Deadball Rebounds: 4.0
1st Half	17-35	49%	4-16	25%	6-8	75%	Last FG: 2nd-01:54
2nd Half	17-31	55%	6-15	40%	3-8	38%	Biggest Run: 8-0
Game	34-66	51.5%	10-31	32.3%	9-16	56.3%	Largest lead: By 17 at 2nd-03:05

Technical Fouls: #12 SPENCER, C (Class A) @ 2nd - 17:10;

Game Notes:

Officials: Ron Groover, Kipp Kissinger, John Gaffney

Attendance: 17873

Start Time: 09:20 PM ET

End Time: 11:21 PM ET

Game Duration: 2:11

Neutral Court;

Score

UNC 39 37 76

CON 44 43 87

UNC led for 3:23. CON led for 34:29.

Game was tied for 1:53.

Times tied: 1 Lead Changes: 3

Points

UNC 38 38

CON 7 14

In the Paint 3 8

Off Turns 6 8

Fast Break 6 13

Bench 4 11

Per Poss 1.101 1.243

35/69 39/70

North Carolina 83

No.	Player	S	Pts	FG	3FG	FT	OR	DR	TR	PF	A	TO	Blk	Stl	Min	+	-
02	CADEAU, ELLIOT	G	3	1-2	0-0	1-2	0	1	1	4	3	2	0	0	18	-14	
03	RYAN, CORMAC	G	20	8-12	4-7	0-0	0	4	4	1	0	2	0	1	33	-2	
04	DAVIS, RJ	G	27	8-18	3-9	8-9	2	5	7	3	4	5	0	0	38	-4	
05	BACOT, ARMANDO	F	9	3-4	0-0	3-4	2	4	6	4	0	6	1	1	31	-2	
55	INGRAM, HARRISON	F	10	4-10	0-3	2-4	1	3	4	2	3	1	2	3	34	-15	
01	HIGH, ZAYDEN	F	0	0-0	0-0	0-0	0	1	1	1	0	0	0	0	2	3	
07	TRIMBLE, SETH	G	6	1-4	1-2	3-4	0	3	3	0	0	0	0	0	16	10	
08	WOJCIK, PAXSON	G	2	1-1	0-0	0-0	0	0	0	2	0	0	0	0	2	-4	
13	WASHINGTON, JALEN	F	2	0-2	0-1	2-2	0	1	1	3	0	0	0	0	8	-5	
24	WITHERS, JAE'LYN	F	4	1-4	0-2	2-2	0	3	3	2	2	1	2	2	19	13	
	TEAM						1	1	2	0	0						
TOTALS			83	27-57	8-24	21-27	6	26	32	22	12	17	5	7	200		

Shooting By Period

Period	FG	FG%	3FG	3FG%	FT	FT%	Deadball Rebounds: 3.0
1st Half	13-31	42%	4-13	31%	8-11	73%	Last FG: 2nd-01:57
2nd Half	14-26	54%	4-11	36%	13-16	81%	Biggest Run: 10-0
Game	27-57	47.4%	8-24	33.3%	21-27	77.8%	Largest lead: By 1 at 2nd-05:15

Technical Fouls: None.

Kentucky 87

No.	Player	S	Pts	FG	3FG	FT	OR	DR	TR	PF	A	TO	Blk	Stl	Min	+	-
01	EDWARDS, JUSTIN	G	8	3-9	0-1	2-2	4	2	6	0	1	1	0	0	13	3	
02	BRADSHAW, AARON	F	12	4-6	1-1	3-5	3	0	3	4	0	2	0	0	21	9	
04	MITCHELL, TRE	F	8	3-5	1-3	1-2	2	3	5	2	2	2	0	0	33	7	
12	REEVES, ANTONIO	G	9	2-9	1-3	4-4	1	3	4	1	1	1	1	1	23	1	
21	WAGNER, D.J.	G	14	6-14	2-4	0-1	2	4	6	2	5	2	0	1	35	-7	
00	DILLINGHAM, ROB	G	17	6-16	1-6	4-6	0	3	3	4	1	1	0	1	25	7	
03	THIERO, ADOLU	G	7	2-4	1-2	2-2	0	1	1	3	2	1	4	0	17	5	
15	SHEPPARD, REED	G	11	4-9	1-3	2-2	1	5	6	1	2	3	1	2	25	8	
33	ONYENSO, UGONNA	F	1	0-0	0-0	1-2	0	1	1	2	1	0	3	0	10	-13	
	TEAM						5	2	7	1	1						
TOTALS			87	30-72	8-23	19-26	18	24	42	20	15	14	9	7	200		

Shooting By Period

Period	FG	FG%	3FG	3FG%	FT	FT%	Deadball Rebounds: 5.3
1st Half	14-40	35%	4-14	29%	8-10	80%	Last FG: 2nd-01:31
2nd Half	16-32	50%	4-9	44%	11-16	69%	Biggest Run: 8-0
Game	30-72	41.7%	8-23	34.8%	19-26	73.1%	Largest lead: By 12 at 2nd-15:23

Technical Fouls: #0 TEAM, (Coach Technical) @ 1st - 04:04;

Game Notes:

Officials: Kelly Pfeiffer, Courtney Green, Patrick Evans

Attendance: 17058

Start Time: 05:56 PM ET

End Time: 08:25 PM ET

Game Duration: 2:29

Neutral Court;

Score

UNC 38 45 83

KEN 40 47 87

UNC led for 0:16. KEN led for 37:13.

Game was tied for 2:31.

Times tied: 3 Lead Changes: 2

Per Poss 1.064 1.074

37/78 40/81

North Carolina vs Oklahoma
Game Totals -- Final Statistics
December 20, 2023 at Spectrum Center - Charlotte, N.C.

11

North Carolina 81

No.	Player	S	Pts	FG	3FG	FT	OR	DR	TR	PF	A	TO	Blk	Stl	Min	+	-
02	CADEAU, ELLIOT	G	7	2-7	0-1	3-4	1	1	2	3	1	2	0	1	20		
03	RYAN, CORMAC	G	13	4-10	1-5	4-5	0	7	7	1	0	1	0	2	36		
04	DAVIS, RJ	G	23	7-18	5-9	4-4	1	3	4	3	5	0	0	0	35		
05	BACOT, ARMANDO	F	14	4-9	1-1	5-7	2	6	8	1	1	3	3	0	33		
55	INGRAM, HARRISON	F	11	4-6	1-2	2-2	2	5	7	4	2	2	1	4	30		
01	HIGH, ZAYDEN	F	0	0-1	0-0	0-0	0	3	3	2	0	1	0	0	12		
07	TRIMBLE, SETH	G	5	2-4	1-2	0-2	0	1	1	0	0	0	0	1	21		
08	WOJCIK, PAXSON	G	0	0-1	0-1	0-0	0	0	0	0	0	0	0	0	2		
13	WASHINGTON, JALEN	F	4	2-2	0-0	0-0	1	1	2	1	0	0	0	0	5		
24	WITHERS, JAE'LYN	F	4	1-2	0-1	2-2	0	0	0	3	0	0	1	0	4		
	TEAM						0	0	0	0	0	0	0	0			
TOTALS			81	26-60	9-22	20-26	7	27	34	18	9	9	6	10	199		

Shooting By Period

Period	FG	FG%	3FG	3FG%	FT	FT%	Deadball Rebounds: 3.0
1st Half	13-32	41%	2-10	20%	8-11	73%	Last FG: 2nd-01:14
2nd Half	13-28	46%	7-12	58%	12-15	80%	Biggest Run: 7-0
Game	26-60	43.3%	9-22	40.9%	20-26	76.9%	Largest lead: By 15 at 2nd-07:52

Technical Fouls: None.

Oklahoma 69

No.	Player	S	Pts	FG	3FG	FT	OR	DR	TR	PF	A	TO	Blk	Stl	Min
02	MCCOLLUM, JAVIAN	G	14	6-17	2-5	0-0	0	2	2	5	3	2	0	0	32
03	OWEH, OTEGA	G	23	6-10	1-2	10-11	0	5	5	3	1	3	0	2	32
10	GODWIN, SAM	F	2	0-1	0-0	2-2	2	2	4	5	0	2	0	0	16
12	MOAN, MILOS	G	10	4-8	1-3	1-4	1	4	5	0	2	2	1	0	32
14	UZURE, JALON	F	9	4-6	1-2	0-2	3	2	5	1	0	5	0	1	17
00	DARTHLEAD, LETRE	G	6	2-7	2-7	0-0	0	3	3	0	0	0	0	0	22
01	HUGHLEY IV, JOHN	F	0	0-3	0-2	2-2	1	1	2	3	0	2	1	0	19
05	SOARES, RIVALDO	G	5	1-4	0-2	3-3	1	7	8	3	0	2	0	0	27
45	NORTHWEATHER, LUKE	C	0	0-1	0-0	0-0	0	0	0	0	0	0	0	0	1
	TEAM						3	4	7	0	0	0			
TOTALS			69	23-57	7-23	16-24	11	30	41	20	6	18	2	3	199

2023-24 BOX SCORES: GAMES 13-16



North Carolina vs Pitt
Game Totals -- Final Statistics
January 02, 2024 at Petersen Events Center - Pittsburgh

13

14

North Carolina 70

No.	Player	S	Pts	FG	3FG	FT	OR	DR	TR	PF	A	TO	Blk	Stl	Min	+/
02	CADEAU, ELLIOT	G	4	2-2	0-0	0-1	0	0	0	4	2	2	0	0	15	-7
03	RYAN, CORMAC	G	10	3-9	0-2	4-4	1	6	7	4	0	0	0	2	32	15
04	DAVIS, RJ	G	15	6-16	3-6	0-0	0	3	3	1	4	3	0	1	36	10
05	BACOT, ARMANDO	F	16	5-10	0-1	6-6	3	7	10	1	1	1	3	1	35	17
55	INGRAM, HARRISON	F	7	2-14	1-5	2-2	5	10	15	1	3	0	2	0	35	11
07	TRIMBLE, SETH	G	10	3-7	1-1	3-4	2	4	6	3	1	1	0	1	23	5
08	WOJCIK, PAXSON	G	0	0-0	0-0	0-0	0	0	0	1	0	0	0	0	3	-3
13	WASHINGTON, JALEN	F	2	0-2	0-1	2-3	0	2	2	1	1	0	2	0	8	-1
24	WITHERS, JAE'LYN	F	6	2-3	0-1	2-2	2	1	3	3	0	2	0	0	12	4
TEAM							3	2	5	0		0				
TOTALS			70	23-63	5-17	19-22	16	35	51	19	12	9	7	5	198	

Shooting By Period							Deadball Rebounds: 0.0	
Period	FG	FG%	3FG	3FG%	FT	FT%	Last FG: 2nd-00:57	
1st Half	11-35	31%	3-12	25%	6-6	100%	Biggest Run: 6-0	
2nd Half	12-28	43%	2-5	40%	13-16	81%	Largest lead: By 14 at 2nd-00:57	
Game	23-63	36.5%	5-17	29.4%	19-22	86.4%	Technical Fouls: None.	

Pitt 57

No.	Player	S	Pts	FG	3FG	FT	OR	DR	TR	PF	A	TO	Blk	Stl	Min	+/
02	HINSON, BLAKE	F	11	4-16	2-11	1-3	0	4	4	3	0	1	0	0	31	-9
05	LEGGETT, ISHMAEL	G	4	2-6	0-0	0-0	3	5	8	1	1	0	0	0	32	-11
07	CARRINGTON, CARLTON	G	20	6-17	2-8	6-7	0	4	4	2	2	2	1	0	36	-9
25	DIAZ GRAHAM, GUILLERMO	F	10	4-11	1-6	1-2	2	2	4	2	0	1	4	2	24	-8
55	AUSTIN, ZACK	F	0	0-2	0-1	0-0	0	2	2	1	0	0	2	0	20	-7
15	LOWE, JALAND	G	10	4-8	0-1	2-2	0	3	3	4	2	2	0	1	24	-13
24	JEFFRESS, WILLIAM	F	0	0-2	0-0	0-0	1	0	1	1	0	0	0	0	4	-2
31	DIAZ GRAHAM, JORGE	F	0	0-4	0-2	0-1	4	1	5	1	1	1	0	0	12	-1
33	FEDERIKO, FEDERIKO	C	2	1-2	0-0	0-0	1	2	3	4	0	0	1	2	15	-5
TEAM							3	4	7	0		1				
TOTALS			57	21-68	5-29	10-15	14	27	41	19	6	8	8	5	198	

Shooting By Period							Deadball Rebounds: 3.0	
Period	FG	FG%	3FG	3FG%	FT	FT%	Last FG: 2nd-00:44	
1st Half	12-34	35%	2-14	14%	2-2	100%	Biggest Run: 6-0	
2nd Half	9-34	26%	3-15	20%	8-13	62%	Largest lead: By 7 at 1st-11:37	
Game	21-68	30.9%	5-29	17.2%	10-15	66.7%	Technical Fouls: None.	

Game Notes:
Officials: Ted Valentine, Lee Cassell, Brian O'Connell
Attendance: 9770
Start Time: 07:00 PM ET
End Time: 09:11 PM ET
Game Duration: 2:09
Conference Game;

Score	1st	2nd	TOT
UNC	31	39	70
PGH	28	29	57
UNC led for 25:15. PGH led for 12:43. Game was tied for 1:38. Times tied: 2 Lead Changes: 3			

Points	UNC	PGH
In the Paint	26	24
Off Turns	2	5
2nd Chance	15	1
Fast Break	10	7
Bench	18	12
Per Poss	1.061 32/66	0.826 26/69

15

16

CAROLINA: BY THE NUMBERS



- 1 Carolina has been ranked **No. 1 in the final Associated Press poll** six times, the fourth most in college basketball history (1957, 1982, 1984, 1994, 1998 and 2008).
- 1 **First overall selection** in NBA Drafts (James Worthy 1982 and Brad Daugherty 1986).
- 1 Marvin Williams was the first player to leave college after his freshman season, play in the NBA and **return to college to earn his degree**.
- 2 Hubert Davis is the second individual to **play in a Final Four and be the head coach of the same school in the Final Four** (Dick Harp of Kansas is the other; Harp was also an administrative assistant to Dean Smith when Davis was a freshman at UNC in 1988-89).
- 2 Danny Green and LeBron James are the only two players in NBA history to **start for three different teams that won NBA championships** (Green in 2014 San Antonio, 2019 Toronto and 2020 Los Angeles Lakers).
- 2.4 **Average ACC regular-season finish**, best all-time.
- 3 **Bob Cousy Award** winners (Raymond Felton 2005, Ty Lawson 2008, Kendall Marshall 2012). UNC is the only school with three.
- 3 & 5 Roy Williams won the **third-most games by a Division I coach** in NCAA history (903). Dean Smith is fifth (879).
- 4 Tar Heel players with **NCAA and NBA championships** (James Worthy, Michael Jordan, Danny Green, Justin Jackson).
- 4 **Hubert Davis** is the fourth former Carolina player to be head coach of the Tar Heels (Reynolds Cuthbertson, Monk McDonald, Matt Doherty and Davis).
- 4 Tyler Hansbrough is the only player in ACC history to earn **first-team All-America honors four times**.
- 4 **NBA Draft Lottery** picks in 2005. Carolina was the first school to have four Lottery picks in the same draft.
- 4 Luke Maye, Marcus Paige, Tyler Zeller and Henrik Rodl won **Academic All-ACC honors four times** among the 67 occasions Tar Heels have earned that distinction (**RJ Davis** in 2023).
- 5 **Most Outstanding Players in the Final Four** (James Worthy in 1982, Donald Williams in 1993, Sean May in 2005, Wayne Ellington in 2009, Joel Berry II in 2017).
- 5 **NBA Rookies of the Year** (Bob McAdoo, Walter Davis, Phil Ford, Michael Jordan, Vince Carter).
- 6 Tyler Zeller (2011, 2012), Marcus Paige (2015, 2016) and Luke Maye (2018, 2019) have won six **Skip Prosser Awards**, given to the ACC's top scholar-athlete.
- 6 **National Coaches of the Year** (Frank McGuire in 1957, Dean Smith four times, Bill Guthridge in 1998, Matt Doherty in 2001, Roy Williams five times, Hubert Davis 2022).
- 7 **National Championships** (NCAA Tournament titles won in 1957, 1982, 1993, 2005, 2009 and 2017 and the 1924 team that was selected by the Helms Foundation)
- 7 Carolina is 7-0 in games matching the **No. 1 vs. No. 2** teams in the Associated Press poll (most recent, 2005 NCAA final when No. 2 UNC beat No. 1 Illinois).
- 7 James Worthy is one of seven to win **Final Four & NBA Finals MVP honors** w/ Kareem Abdul-Jabbar, Wilt Chamberlain, Magic Johnson, Hakeem Olajuwon, Isiah Thomas and Bill Walton.
- 8 **Retired jerseys/number:** 10 Lennie Rosenbluth, 12 Phil Ford, 20 George Glamack, 23 Michael Jordan, 33 Antawn Jamison, 50 Tyler Hansbrough, 52 James Worthy and Jack Cobb (no number).
- 8 **ACC Player-of-the-Week** awards won by Tyler Hansbrough in 2007-08, most in a season in league history.
- 8 Ty Lawson set the **NCAA championship game record** with eight steals in 2009 vs. Michigan State.
- 9 **NCAA Tournament wins over No. 1 seeds** (including Baylor in 2022), which ties the all-time NCAA Tournament record.
- 9 **ACC Rookies of the Year** (Sam Perkins 1981, Michael Jordan 1982, J.R. Reid 1987, Ed Cota 1997, Joseph Forte 2000, Marvin Williams 2005, Tyler Hansbrough 2006, Brandan Wright 2007, Harrison Barnes 2011)
- 9 **Nine consecutive decades** with at least one appearance in the Final Four (1940s through 2020s) and championship game.
- 10 **Gold medals** won by Tar Heels in the Summer Olympics, more than any other school.
- 10 **First-team Academic All-Americans**, including Tyler Zeller in 2011 and 2012, when he was the National Academic All-America of the Year, and Marcus Paige in 2016. That's the sixth-most in college basketball history.
- 10 School records (assists, free throw shooting and three-point shooting) held by current assistant coach **Jeff Lebo** when he concluded his Tar Heel playing career in 1989.
- 11 **Final Fours** by Dean Smith, third most all-time.
- 12 **Naismith Basketball Hall of Famers** (Ben Carnevale, Frank McGuire, Larry Brown, Dean Smith, Billy Cunningham, Bob McAdoo, James Worthy, Roy Williams, Michael Jordan, Charlie Scott, Bobby Jones and George Karl).
- 12 **NCAA championship games**, second most all-time.
- 12 **ACC Player-of-the-Week** honors won by Antawn Jamison, which equals the ACC record.
- 13 **National Players of the Year** (Jack Cobb 1926, George Glamack 1940 and 1941, Lennie Rosenbluth 1957, Phil Ford 1978, James Worthy 1982, Michael Jordan 1983 and 1984, Kenny Smith 1987, Jerry Stackhouse 1995, Antawn Jamison 1998, Sean May 2005, Tyler Hansbrough 2008).
- 14 Tar Heels have played in the **Summer Olympics**, including Michael Jordan, who won gold medals in 1984 and 1992.
- 14 **Wins over the No. 1** team in the Associated Press poll, most in college basketball history.
- 15 **ACC Players of the Year** (Lennie Rosenbluth 1957, Pete Brennan 1958, Lee Shaffer 1960, Billy Cunningham 1965, Larry Miller 1967 and 1968, Mitch Kupchak 1976, Phil Ford 1978, Michael Jordan 1984, Antawn Jamison 1998, Joseph Forte 2001, Tyler Hansbrough 2008, Ty Lawson 2009, Tyler Zeller 2012, Justin Jackson 2017).
- 17 **NCAA Tournament No. 1 seeds**, more than any school in college basketball (1979, 1982, 1984, 1987, 1991, 1993, 1994, 1997, 1998, 2005, 2007, 2008, 2009, 2012, 2016, 2017, 2019).
- 17 **Record number of regular-season ACC titles** won by Dean Smith.
- 18 **ACC Tournament championships**, second most in ACC history.

- 19 Tar Heels have won **multiple first-team All-ACC** honors, including Armando Bacot in 2022 and 2023.
- 20 Joel Berry II became the first player since UCLA's Bill Walton (in 1972 and 1973) to **score 20 points in consecutive NCAA title games** (20 vs. Villanova in 2016 and 22 vs. Gonzaga in 2017).
- 21 **Final Fours**, most all-time (1946, 1957, 1967, 1968, 1969, 1972, 1977, 1981, 1982, 1991, 1993, 1995, 1997, 1998, 2000, 2005, 2008, 2009, 2016, 2017, 2022).
- 21 Carolina's halftime lead over Michigan State in the 2009 NCAA title game, the **largest halftime margin in NCAA finals** history.
- 22 **NBA-record seasons played** by Vince Carter.
- 23 **Michael Jordan**: six-time NBA champion and NBA Finals MVP, five-time MVP, ESPN's Greatest Athlete of the 20th Century
- 24 **AP poll finishes in the top five**, tied for the second most all-time.
- 25 Carolina has **won 25** or more games an NCAA-record 39 times.
- 25 Donald Williams is the last player in college basketball to score **25 points in the national semifinal (1993 vs. Kansas) and championship game** (vs. Michigan).
- 27 **Consensus first-team All-America** seasons, tied for the second most all-time (most recent Justin Jackson in 2017).
- 30 **Sweet 16s**, most in NCAA history (NCAA began calling the regional semifinals Sweet 16s in 1975; UNC has played in 37 regional semifinals, including 2022).
- 31 **Armando Bacot's double-doubles** in 2021-22, an ACC record which tied Navy's David Robinson NCAA single-season record.
- 32 **ACC regular-season championships**, 12 more than any other school.
- 32 The 1956-57 Tar Heels went 32-0 to win the first of UNC's six NCAA championships. The 32 wins ties the **NCAA record for wins in a perfect season** (with Indiana 1975-76).
- 34 Cole Anthony's points in his 2019-20 debut vs. Notre Dame, the **ACC scoring record for a player's first collegiate game**.
- 34 Bill Guthridge, in his first season as head coach after 30 as an assistant to Dean Smith, won 34 games in 1997-98, the **NCAA record for wins by a first-year head coach**.
- 35 **ACC Tournament championship game** appearances, tied for the most all-time (35 finals in 69 ACC Tournaments).
- 35 **Consecutive post-season appearances** from 1967-2001, most all-time.
- 36 **NBA championships** won by 18 former Tar Heel players (24 more than any other ACC school through the 2022 NBA Finals).
- 38 **AP poll finishes in the top 10**, third most all-time.
- 38 **Regular-season conference championships** (32 ACC, six Southern), tied for the third most all-time.
- 39 Tar Heels have earned **first-team All-America** honors 63 times.
- 39 Al Wood's points vs. Virginia in 1981 Final Four, the **NCAA record for the national semifinals**.
- 40 **Consecutive double-doubles** by Billy Cunningham, the ACC record and second-longest streak in college basketball history.
- 51 **Seasons ranked in the final AP poll**, tied for the second most all-time.
- 52 **NCAA Tournament appearances**, second most all-time.
- 53 **Jerseys of former players that hang in the rafters** of the Dean E. Smith Center. Eight numbers are retired, 45 are honored.
- 54 **First-round NBA Draft picks**, second most all-time.
- 59 **Consecutive home wins** over Clemson before a loss, the longest streak in college basketball history.
- 63.7 Brendan Haywood's **career field goal percentage**, the ACC record.
- 71 UNC-record **double-doubles** by Armando Bacot, third most in ACC history.
- 72.8 **NCAA Tournament winning percentage**, second highest all-time.
- 73.3 **Winning percentage**, second highest all-time.
- 79 **NCAA Tournament wins for Roy Williams**, second-most in college basketball history. Dean Smith is third with 65.
- 80 **First-team All-ACC** selections by 52 Tar Heels. The 80 first-team honors are the most in ACC history.
- 81 **1,000-point scorers**, most in college basketball history.
- 84.1 **Home court winning percentage** (1,043-197 all-time home record).
- 106 **ACC Tournament wins**, second most all-time.
- 113 **Weeks ranked No. 1** in the AP poll, the fourth-most all-time.
- 123 **Wins in games played** by Danny Green from 2005-09, most by a Tar Heel.
- 131 **NCAA Tournament wins**, the most in college basketball history. Only four other programs have played in more NCAA Tournament games than UNC has won.
- 133 **Double-figure scoring games** by Tyler Hansbrough, the all-time ACC record.
- 155 UNC-record **games played** by Leaky Black from 2018-23.
- 178 **NCAA Tournament games**, second most all-time.
- 179 Tar Heel **players in the Final Four**, more than any other school in NCAA history.
- 511 Rebounds by **Armando Bacot** in 2021-22, the UNC single-season record and fourth-most in ACC history (most since 1956).
- 693 Weeks in **AP top 10**, third most in college basketball history
- 743 **ACC regular-season wins**, No. 1 all-time.
- 879 Wins by **Dean Smith**, which set the NCAA record in 1997 (since broken).
- 903 Wins by **Roy Williams**, third-most by a Division I coach in college basketball history.
- 945 **Weeks in the AP poll**, second most in college basketball history.
- 982 **NCAA record free throws made** by Tyler Hansbrough.
- 1,000 Ed Cota is the **only player in college basketball history** with 1,000 points, 1,000 assists and 500 rebounds.
- 1,475 UNC-record for **career rebounds** by Armando Bacot, the fifth-most in ACC history.
- 2,353 **Wins**, most by any ACC team and third most in college basketball history.
- 2,872 Tyler Hansbrough's **career scoring total**, the **ACC record**.

SINGLE-GAME UNC RECORDS



CATEGORY	ALL-TIME	ACC (REGULAR SEASON OR TOURNAMENT)	SMITH CENTER
Field Goals	57 vs. Manhattan 12/27/1985 in Miami	51 vs. Virginia 2/6/1968	53 vs. VMI 12/17/1994
Field Goal Attempts	102 vs. Clemson 12/4/1954	102 vs. Clemson 12/4/1954	90 vs. Wake Forest 12/20/2003 (3 OT)
FG Percentage	.790 vs. Loyola Marymount 3/19/1988 (49x62) in Salt Lake City	.767 at Virginia 1/7/1978 (33x43)	.754 vs. Old Dominion 12/1/1992 (43x57)
FG Pct. in a Half	.941 at Virginia, 2nd half 1/7/1978	.941 at Virginia, 2nd half 1/7/1978 (16x17)	.857 vs. Old Dominion, 2nd half 12/1/1992 (24x28)
3-Point Field Goals	17 vs. Florida State 1/25/1995	17 vs. Florida State 1/25/1995	17 vs. Florida State 1/25/1995
3-Point Attempts	36 vs. Syracuse 2/28/2022 (OT)	36 vs. Syracuse 2/28/22 (OT)	36 vs. Syracuse 2/28/22 (OT)
3-Point Pct. (min. 5 made)	.889 vs. Stetson 12/3/1986 (8x9)	.857 at Virginia 1/14/1987 (6x7)	.889 vs. Stetson 12/3/1986 (8x9)
3-Point Pct. (min. 10 made)	.800 at Duke 3/5/1983 (12x15)	.800 at Duke 3/5/1983 (12x15)	.733 vs. Wake Forest 2/22/2014 (11x15)
3-Point Pct. (min. 10 att.)	.800 at Duke 3/5/1983 (12x15)	.800 at Duke 3/5/1983 (12x15)	.733 vs. Wake Forest 2/22/2014 (11x15)
3-Point Pct. (min. 20 att.)	.727 vs. Western Carolina 12/6/2017 (16x22)	.680 vs. Florida State 1/25/1995 (17x25)	.727 vs. Western Carolina 12/6/2017 (16x22)
Free Throws Made	43 vs. South Carolina 12/5/1959 43 at NC State 1/15/1957	43 vs. South Carolina 12/5/1959 43 at NC State 1/15/1957	41 vs. Clemson 1/28/1998
Free Throw Attempts	59 vs. Clemson 1/28/1998 59 at Clemson 1/14/1956	59 vs. Clemson 1/28/1998 59 at Clemson 1/14/1956	59 vs. Clemson 1/28/1998
Free Throw Pct. (min. 10 att.)	1.000 vs. Duke 3/7/2015 (13x13) 1.000 vs. LSU 2/10/1985 (13x13)	1.000 vs. Duke 3/7/2015 (13x13)	1.000 vs. Duke 3/7/2015 (13x13)
Free Throw Pct. (min. 20 att.)	.964 vs. Niagara 12/30/78 (27x28) in Rochester	*.958 vs. NC State 3/11/2007 (23x24) in Tampa	.950 vs. Maryland 2/10/2001 (19x20)
Free Throw Pct. (min. 30 att.)	.923 vs. NC State 1/21/23 (36x39)	.923 vs. NC State 1/21/23 (36x39)	.923 vs. NC State 1/21/23 (36x39)
Offensive Rebs.(since 1986-87)	32 at Pittsburgh 12/20/1993	28 vs. Boston College 1/4/2009	28 vs. Boston College 1/4/2009
Defensive Rebs. (since 1986-87)	47 vs. Loyola Marymount ^3/19/1988 in Salt Lake City, Utah	41 vs. Virginia 1/21/1999	41 vs. Virginia 1/21/1999
Total Rebounds	78 vs. Furman 12/4/1956	74 vs. Clemson 2/16/1968 in Charlotte	72 vs. Nicholls 12/19/2011
Assists (since 1968-69)	41 vs. Manhattan 12/27/85 in Miami 41 vs. Rice 12/2/1971	33 vs. Virginia 2/23/1974	37 vs. VMI 12/17/1994
Turnovers	39 at Indiana 12/12/1964	34 at NC State 2/15/1966	29 vs. Miami 12/4/2000
Fewest Turnovers (since 1981-82)	2 vs. Duke 2/8/2018 ^2 vs. Fairfield 3/13/1997 in Winston-Salem	2 vs. Duke 2/8/2018	2 vs. Duke 2/8/2018
Blocked Shots (since 1975-76)	18 vs. Stanford 12/20/1985	15 at Duke 3/8/2008	15 vs. Northern Kentucky 12/27/2013
Steals	23 at Tulane 2/14/1976	21 vs. Clemson 1/5/1977 in Greensboro	21 vs. The Citadel 11/24/1991
Points	129 vs. VMI 12/17/1994 129 vs. Manhattan 12/27/1985 in Miami	115, three times last: at Clemson, 1/13/1968	129 vs. VMI 12/17/1994
Points in a Half	77 vs. VMI, 2nd half 12/17/1994	70 vs. Clemson, 2nd half 1/28/1987 70 vs. South Carolina, 2nd half 2/7/1966	77 vs. VMI, 2nd half 12/17/1994
Scoring Margin	84 vs. Manhattan (129-45) 12/27/1985 in Miami	51 vs. NC State (107-56) 1/8/2017	68 vs. The Citadel (118-50) 2/18/1991
Halftime Lead	47 vs. Florida Atlantic 12/19/2006 (65-18, UNC)		47 vs. Florida Atlantic 12/19/2006 (65-18, UNC)

^ NCAA Tournament

* ACC Tournament

SINGLE-GAME INDIVIDUAL RECORDS



CATEGORY	ALL-TIME	ACC (REGULAR SEASON OR TOURNAMENT)	SMITH CENTER
Field Goals	21 by Billy Cunningham vs. Tulane 12/10/1964	19 by Charlie Scott vs. Wake Forest 1/17/1970 *19 by Lennie Rosenbluth vs. Clemson 3/7/1957 in Raleigh	16 by Antawn Jamison vs. Maryland 2/14/1998
Field Goal Attempts	^43 by Lennie Rosenbluth vs. Michigan State, 3/22/1957 in Kansas City	34 by Billy Cunningham, at Wake Forest 1/6/65	24 three times last: Cole Anthony vs. Notre Dame, 11/6/19
FG Percentage (min. 10 att.)	1.000 by three players most attempts: 13x13 by Brad Daugherty vs. UCLA 11/24/1985	1.000 by two players most attempts: 12x12 by Scott Williams vs. Virginia 1/13/1990	1.000 by Scott Williams vs. Virginia 12x12, 1/13/1990
3-Point Field Goals	8 by six players last: Rashad McCants vs. Clemson 3/2/2004	8 by five players last: Rashad McCants vs. Clemson 3/2/2004	8 by Rashad McCants vs. Clemson 3/2/2004 8 by Dante Calabria vs. Florida State, 1/25/1995
3-Point Attempts	14 six times last: Rashad McCants at Florida State 1/22/2004	14 three times last: Rashad McCants at Florida State 1/22/2004	14 four times last: Shammond Williams vs. Maryland 1/8/1997
3-Point Pct. (min. 5 made)	1.000 five times most attempts: 6x6 *Jason Capel vs. Clemson 3/9/2001 in Atlanta	1.000 three times most attempts: 6x6 *Jason Capel vs. Clemson 3/9/2001 in Atlanta	1.000 by Joel Berry II vs. Duke 3/4/2017 (5x5)
Free Throws Made	21 by York Larese vs. Duke 12/29/1959 in Raleigh	20 by Tyler Zeller vs. Maryland 2/29/2012	20 by Tyler Zeller vs. Maryland 2/29/2012
Free Throw Attempts	24 by Billy Cunningham vs. Maryland 1/13/1964 24 by Lennie Rosenbluth at Clemson, 1/14/1965	24 by Billy Cunningham vs. Maryland 1/13/1964 24 by Lennie Rosenbluth at Clemson, 1/14/1965	23 by Tyler Zeller vs. Maryland 2/29/2012
Free Throw Pct. (min. 10 att.)	1.000 by York Larese vs. Duke (21x21) 12/29/1959 in Raleigh	1.000 by Phil Ford at NC State (16x16) 2/24/1976	1.000 by Cole Anthony vs. Boston College (14x14), 2/1/2020 1.000 by Tyler Hansbrough vs. NC State (14x14), 1/7/2006 1.000 by RJ Davis vs. NC State (14x14) 1/21/2023)
Offensive Rebs.(since 1986-87)	12 by Brice Johnson at Duke 3/5/2016 12 by Sean May vs. Duke 3/6/2005	12 by Brice Johnson at Duke 3/5/2016 12 by Sean May vs. Duke 3/6/2005	12 by Sean May vs. Duke 3/6/2005
Rebounds	30 by Rusty Clark vs. Maryland 2/21/1968	30 by Rusty Clark vs. Maryland 2/21/1968	24 by Sean May vs. Duke 3/6/2005
Assists	18 by Raymond Felton vs. George Mason 12/7/2003	16 by Kendall Marshall at Maryland 2/4/2012 16 by Kendall Marshall vs. Florida State 2/6/2011	18 by Raymond Felton vs. George Mason 12/7/2003
Blocked Shots	10 by Brendan Haywood vs. Miami 12/4/2000	*8 by Walker Kessler vs. Notre Dame 3/10/2021 in Greensboro	10 by Brendan Haywood vs. Miami 12/4/2000
Steals	9 by Derrick Phelps vs. Georgia Tech 2/2/1992	9 by Derrick Phelps vs. Georgia Tech 2/2/1992	9 by Derrick Phelps vs. Georgia Tech 2/2/1992
Points	49 by Bobby Lewis vs. Florida State 12/16/1965	*45 by Lennie Rosenbluth 3/7/1957 in Raleigh 45 by Lennie Rosenbluth at Clemson 1/14/1956	40 by Tyler Hansbrough vs. Georgia Tech 2/15/2006

^ NCAA Tournament

* ACC Tournament

note: York Larese made 21 of 21 free throws vs. Duke on 12/29/1959. The game was played in the Dixie Classic in Raleigh and was not an ACC regular-season game.



CAROLINA IN THE ASSOCIATED PRESS POLL (through the 1/1/24 poll)

Total Polls Ranked	945 (of 1,268)
Current Streak of Weeks in AP Poll	9
Weeks at No. 1	113
Weeks at No. 2	81
Weeks at No. 3	84
Weeks at No. 4	87
Weeks at No. 5	71
Weeks at No. 6	58
Weeks at No. 7	52
Weeks at No. 8	55
Weeks at No. 9	57
Weeks at No. 10	35
Top 5 Rankings	436
Top 10 Rankings	693
Longest Streak of Weeks Ranked	172 from 1989-90 to 1999-2000
Most Consecutive Weeks No. 1	15 in 1983-84
Seasons Ranked	67 of 76
Seasons Ranked in the Top 10	58 of 75
Seasons in Final Top 10	38 of 75 through 2022-23

2023-24 WEEKLY POLLS

Preseason	19
November 13-20-27	20-14-17
December 4-11-18-25	9-9-11-9
January 1	8

FINAL ASSOCIATED PRESS POLLS (charts researched at collegepollarchive.com)

MOST TIMES RANKED NO. 1 IN THE FINAL AP POLL

10 – Kentucky
8 – Duke
8 – UCLA
6 – North Carolina
4 – Kansas
4 – Ohio State

MOST TIMES RANKED IN THE TOP 5 IN THE FINAL AP POLL

30 – Kentucky
24 – North Carolina
24 – Kansas
18 – UCLA
17 – Duke

MOST TIMES RANKED IN THE TOP 10 IN THE FINAL AP POLL

46 – Kentucky
39 – Duke
38 – North Carolina
33 – Kansas
27 – UCLA

MOST TIMES RANKED IN THE FINAL AP POLL

54 – Kentucky
51 – North Carolina
51 – Duke
48 – Kansas
43 – UCLA

ALL ASSOCIATED PRESS POLLS (through the 1/1/24 poll)

MOST WEEKS RANKED IN THE AP POLL (OUT OF 1,268 TOTAL POLLS)

958 – Kentucky
945 – North Carolina (74.5 percent)
881 – Duke
847 – Kansas
737 – UCLA

MOST CONSECUTIVE WEEKS RANKED IN THE AP POLL

172 – 1989-90 to 1999-2000 (No. 4 in college basketball history)
171 – 1972-73 to 1982-83 (No. 5 all-time)
106 – 2013-14 to 2019-20 (No. 16 all-time)
87 – 1984-85 to 1989-90 (No. 25 all-time)
75 – 2005-06 to 2009-10 (No. 32 all-time)

MOST TIMES RANKED NO. 1 IN ALL AP POLLS

145 – Duke
134 – UCLA
125 – Kentucky
113 – North Carolina
76 – Kansas

THE LAST TIME ... in the AP POLLS

Played as the No. 1 team: lost to Alabama, 101-103, 11/27/22 in Portland, Ore. (4 OT)

Beat No. 1: at Duke, 88-72, 2/20/19

Lost to No. 1: vs. Virginia, 63-71, 3/10/18* in Brooklyn

Unranked UNC beat Top-5: beat No. 4 Baylor, 93-86 (ot) in Fort Worth, 3/19/22^

Unranked UNC beat consecutive Top-5 opponents: beat No. 4 Duke, 94-81, in Durham, 3/5/22; beat No. 4 Baylor, 93-86 (ot) in Fort Worth, Texas, 3/19/22^

Unranked UNC beat Top-10 oppt: beat No. 6 Virginia, 71-63, 2/25/23

Beat Top-10 oppt by 20 points: beat No. 10 Virginia Tech, 103-82, 1/21/19

Beat Top-25 oppt by 20 points: beat No. 24 Michigan, 72-51, 12/1/21

Lost to unranked oppt as Top-5 team: No. 1 UNC lost to Iowa State, 65-70, 11/25/22 in Portland, Ore.

* ACC Tournament, ^ NCAA Tournament

MOST CONSECUTIVE WEEKS RANKED NO. 1 IN THE AP POLL

15 – 1983-84 (No. 11 all-time)
13 – 1985-86 (No. 15 all-time)
11 – 2007-08 to 2008-09 (No. 18 all-time)
11 – 2007-08 (No. 18 all-time)
10 – 1956-67 to 1957-58 (No. 23 all-time)

MOST TIMES RANKED NO. 1 IN PRESEASON AP POLL

10 – North Carolina
9 – Duke
8 – UCLA
6 – Kentucky
4 – Kansas

MOST TIMES RANKED IN THE TOP 5 IN ALL AP POLLS

469 – Kentucky
436 – North Carolina
434 – Duke
405 – Kansas
327 – UCLA

MOST TIMES RANKED IN THE TOP 10 IN ALL AP POLLS

729 – Kentucky
723 – Duke
693 – North Carolina
628 – Kansas
487 – UCLA

MOST CONSECUTIVE WEEKS RANKED IN THE TOP 10 IN THE AP POLL

62 – 2005-06 to 2009-10 (No. 11 all-time)
62 – 1984-85 to 1988-89 (No. 11 all-time)
57 – 1966-67 to 1969-70 (No. 13 all-time)
54 – 1992-93 to 1994-95 (No. 14 all-time)
25 – 1990-91 to 1991-92 (No. 87 all-time)

NUMBER 1 VERSUS NUMBER 2 (UNC is 7-0 in 1 vs. 2 games)

Date	Result
3/23/57	No. 1 UNC 54, No. 2 Kansas 53 (3 OT) – NCAA championship
12/26/81	No. 1 UNC 82, No. 2 Kentucky 69
1/9/82	No. 1 UNC 65, No. 2 Virginia 60
2/4/86	No. 1 UNC 78, No. 2 Georgia Tech 77 (OT)
2/3/94	No. 2 UNC 89, No. 1 Duke 78
2/5/98	No. 2 UNC 97, No. 1 Duke, 73
4/4/05	No. 2 UNC 75, No. 1 Illinois 70 – NCAA championship

MOST WINS OVER THE NO. 1 TEAM IN THE ASSOCIATED PRESS POLL

North Carolina	14
UCLA	12
Duke	10
Maryland	10
Ohio State	10
Kansas	9
Kentucky	9
Indiana	8
Georgia Tech	8
Notre Dame	8
Vanderbilt	8

PHOTO ROSTER



1 – ZAYDEN HIGH
6-9, 225, Fr., F
San Antonio, Texas



2 – ELLIOT CADEAU
6-1, 180, Fr., G
West Orange, N.J.



3 – CORMAC RYAN
6-5, 195, Gr., G
New York, N.Y.



4 – RJ DAVIS
6-0, 180, Sr., G
White Plains, N.Y.



5 – ARMANDO BACOT
6-11, 240, Gr., F/C
Richmond, Va.




7 – SETH TRIMBLE
6-3, 195, So., G
Menomonee Falls, Wis.



8 – PAXSON WOJCIK
6-5, 195, Gr., G
Charleston, S.C.



13 – JALEN WASHINGTON
6-10, 230, So., F
Gary, Ind.



14 – CREIGHTON LEBOWITZ
6-1, 180, Sr., G
Greenville, N.C.




22 – ROB LANDRY
6-4, 190, Sr., G
Greensboro, N.C.



24 – JAE'LYN WITHERS
6-9, 215, Sr., F
Charlotte, N.C.




32 – JAMES OKONKWO
6-8, 240, Jr., F
Maidenhead, England



34 – DUWE FARRIS
6-7, 210, Sr., F
Charlotte, N.C.



55 – HARRISON INGRAM
6-7, 225, Jr., F
Dallas, Texas



HUBERT DAVIS
Head Coach



BRAD FREDERICK
Assistant Coach



JEFF LEBOWITZ
Assistant Coach



SEAN MAY
Assistant Coach



MARCUS PAIGE
Director of Team &
Player Development



PAT SULLIVAN
Director of Recruiting



ERIC HOOTS
Director of Operations



KIERSTEN STEINBACHER
Asst. to the Director
of Operations



JONAS SAHRATIAN
Director of Strength
& Conditioning



DOUG HALVERSON
Athletics Trainer



2023-24 North Carolina Men's Basketball 13-Game Stats



Game Records

Record	Overall	Home	Away	Neutral
ALL GAMES	10-3	6-0	1-0	3-3
CONFERENCE	2-0	1-0	1-0	0-0
NON-CONFERENCE	8-3	5-0	0-0	3-3

Score by Periods

Team	1st	2nd	OT	TOT
North Carolina	515	577	13	1105
Opponents	454	467	15	936

Team Box Score

No.	Player				Total		3-Point		F-Throw		Rebounds													
		GP-GS	MIN	AVG	FG-FGA	FG%	3FG-3FGA	3FG%	FT-FTA	FT%	OFF	DEF	TOT	AVG	PF	DQ	A	TO	BLK	STL	PTS	AVG		
4	DAVIS, RJ	13-13	442:12	34.0	90-206	.437	38-96	.396	56-59	.949	5	39	44	3.4	18	0	47	22	0	17	274	21.1		
5	BACOT, Armando	13-13	382:03	29.4	66-125	.528	2-6	.333	60-75	.800	42	98	140	10.8	26	0	16	20	25	7	194	14.9		
55	INGRAM, Harrison	13-13	415:52	32.0	60-136	.441	24-56	.429	30-47	.638	29	62	91	7.0	27	1	33	17	8	20	174	13.4		
	RYAN, Cormac	12-11	347:32	29.0	42-111	.378	18-64	.281	31-34	.912	3	41	44	3.7	23	1	15	14	6	14	133	11.1		
2	CADEAU, Elliot	13-8	287:26	22.1	32-69	.464	4-14	.286	23-40	.575	7	14	21	1.6	30	2	46	19	1	6	91	7.0		
7	TRIMBLE, Seth	13-1	220:24	17.0	28-53	.528	6-11	.545	18-28	.643	9	23	32	2.5	22	0	8	6	3	3	80	6.2		
13	WASHINGTON, Jalen	13-0	117:34	9.0	23-33	.697	5-8	.625	16-25	.640	15	20	35	2.7	15	0	2	5	10	1	67	5.2		
24	WITHERS, Jae'Lyn	13-3	180:34	13.9	16-35	.457	2-10	.200	14-16	.875	7	28	35	2.7	26	1	9	12	10	6	48	3.7		
8	WOJCIK, Paxson	13-3	136:22	10.5	9-25	.360	2-13	.154	8-9	.889	4	5	9	0.7	14	0	6	6	0	2	28	2.2		
22	LANDRY, Rob	2-0	03:07	1.6	1-1	1.000	1-1	1.000	0-0	.000	1	1	2	1.0	0	0	0	0	0	0	3	1.5		
32	OKONKWO, James	6-0	17:23	2.9	2-4	.500	0-0	.000	3-3	1.000	3	4	7	1.2	0	0	0	0	0	0	7	1.2		
1	HIGH, Zayden	10-0	63:56	6.4	1-4	.250	0-1	.000	4-5	.800	5	10	15	1.5	13	0	2	6	1	3	6	0.6		
34	FARRIS, Duwe	3-0	03:44	1.2	0-1	.000	0-0	.000	0-0	.000	0	0	0	0.0	0	0	0	0	0	0	0	0.0		
14	LEBO, Creighton	3-0	06:51	2.3	0-3	.000	0-1	.000	0-0	.000	0	1	1	0.3	1	0	0	0	0	0	0	0.0		
Team											20	16	36					4						
Total		13	2625		370-806	.459	102-281	.363	263-341	.771	150	362	512	39.4	215	5	184	131	64	79	1105	85.0		
Opponents		13	2625		337-823	.409	104-327	.318	158-215	.735	133	321	454	34.9	266	7	147	162	50	68	936	72.0		

Team Statistics

	UNC	OPP
Scoring	1105	936
Points per game	85.0	72.0
Scoring margin	+13.0	-
Field goals-att	370-806	337-823
Field goal pct	.459	.409
3 point fg-att	102-281	104-327
3-point FG pct	.363	.318
3-pt FG made per game	7.8	8.0
Free throws-att	263-341	158-215
Free throw pct	.771	.735
F-Throws made per game	20.2	12.2
Rebounds	512	454
Rebounds per game	39.4	34.9
Rebounding margin	+4.5	-
Assists	184	147
Assists per game	14.2	11.3
Turnovers	131	162
Turnovers per game	10.1	12.5
Turnover margin	+2.4	-
Assist/turnover ratio	1.4	0.9
Steals	79	68
Steals per game	6.1	5.2
Blocks	64	50
Blocks per game	4.9	3.8
Winning streak	3	-
Home win streak	6	-
Attendance	116956	9770
Home games-Avg/Game	6-19493	1-9770
Neutral site-Avg/Game	-	6-9262

Team Results

Date	Opponent		Score	Att.
11/06/2023	Radford	W	86-70	17331
11/12/2023	Lehigh	W	90-68	18608
11/17/2023	UC Riverside	W	77-52	18226
11/22/2023	vs UNI	W	91-69	1342
11/23/2023	vs Villanova	Lot	81-83	1500
11/24/2023	vs Arkansas	W	87-72	1456
11/29/2023	Tennessee	W	100-92	20756
12/02/2023	Florida St.	W	78-70	20285
12/05/2023	vs UConn	L	76-87	17873
12/16/2023	vs Kentucky	L	83-87	17058
12/20/2023	vs Oklahoma	W	81-69	16344
12/29/2023	Charleston So.	W	105-60	21750
01/02/2024	at Pittsburgh	W	70-57	9770



2023-24 North Carolina Men's Basketball ACC Games



Game Records

Record	Overall	Home	Away	Neutral
ALL GAMES	2-0	1-0	1-0	0-0
CONFERENCE	2-0	1-0	1-0	0-0
NON-CONFERENCE	0-0	0-0	0-0	0-0

Score by Periods

Team	1st	2nd	OT	TOT
North Carolina	60	88	0	148
Opponents	63	64	0	127

Team Box Score

No.	Player				Total		3-Point		F-Throw		Rebounds													
		GP-GS	MIN	AVG	FG-FGA	FG%	3FG-3FGA	3FG%	FT-FTA	FT%	OFF	DEF	TOT	AVG	PF	DQ	A	TO	BLK	STL	PTS	AVG		
4	DAVIS, RJ	2-2	74:45	37.4	14-33	.424	6-15	.400	8-8	1.000	0	6	6	3.0	2	0	9	5	0	3	42	21.0		
5	BACOT, Armando	2-2	67:43	33.9	9-18	.500	0-1	.000	11-11	1.000	5	18	23	11.5	3	0	1	4	9	1	29	14.5		
7	TRIMBLE, Seth	2-0	37:14	18.6	6-10	.600	1-1	1.000	6-8	.750	2	4	6	3.0	4	0	2	1	0	1	19	9.5		
3	RYAN, Cormac	2-2	64:28	32.2	5-18	.278	2-9	.222	6-7	.857	1	12	13	6.5	5	0	1	3	0	4	18	9.0		
55	INGRAM, Harrison	2-2	71:50	35.9	5-25	.200	1-9	.111	7-9	.778	8	13	21	10.5	3	0	5	1	2	2	18	9.0		
2	CADEAU, Elliot	2-2	41:43	20.9	5-7	.714	0-1	.000	1-3	.333	1	2	3	1.5	7	0	5	3	0	1	11	5.5		
24	WITHERS, Jae'Lyn	2-0	18:24	9.2	2-3	.667	0-1	.000	3-4	.750	3	1	4	2.0	3	0	0	2	1	0	7	3.5		
13	WASHINGTON, Jalen	2-0	15:08	7.6	1-4	.250	0-1	.000	2-3	.667	1	4	5	2.5	4	0	1	0	3	0	4	2.0		
1	HIGH, Zayden	1-0	01:59	2.0	0-0	.000	0-0	.000	0-0	.000	1	0	1	1.0	0	0	0	1	0	0	0	0.0		
8	WOJCIK, Paxson	2-0	06:48	3.4	0-2	.000	0-1	.000	0-0	.000	0	0	0	0.0	1	0	1	0	0	0	0	0.0		
Team											5	3	8				2							
Total		2	400		Scoring		47-120	.392	10-39	.256	44-53	.830	27	63	90	45.0	32	0	25	22	15	12	148	74.0
Opponents		2	400				48-135	.356	17-57	.298	14-23	.609	23	48	71	35.5	38	1	18	20	11	11	127	63.5

Team Statistics

	UNC	OPP
	148	127
Points per game	74.0	63.5
Scoring margin	+10.5	-
Field goals-att	47-120	48-135
Field goal pct	.392	.356
3 point fg-att	10-39	17-57
3-point FG pct	.256	.298
3-pt FG made per game	5.0	8.5
Free throws-att	44-53	14-23
Free throw pct	.830	.609
F-Throws made per game	22.0	7.0
Rebounds	90	71
Rebounds per game	45.0	35.5
Rebounding margin	+9.5	-
Assists	25	18
Assists per game	12.5	9.0
Turnovers	22	20
Turnovers per game	11.0	10.0
Turnover margin	-1.0	-
Assist/turnover ratio	1.1	0.9
Steals	12	11
Steals per game	6.0	5.5
Blocks	15	11
Blocks per game	7.5	5.5
Winning streak	2	-
Home win streak	1	-
Attendance	20285	9770
Home games-Avg/Game	1-20285	1-9770
Neutral site-Avg/Game	-	0-0

Team Results

Date	Opponent		Score	Att.
12/02/2023	Florida St.	W	78-70	20285
01/02/2024	at Pittsburgh	W	70-57	9770