



GAME NOTES

#12 Duke Blue Devils (14-4, 5-2 ACC) vs. Clemson (13-5, 3-4 ACC)

Game #19 • Home Game #12 • Saturday, Jan. 27 • 4:00 p.m. ET

Cameron Indoor Stadium (9,314) • Durham, N.C.

TV: ACC Network

Radio: Blue Devil Sports Network from LEARFIELD



SCHEDULE & RESULTS

Date	AP Rank	Duke Opp	Opponent	TV	Time
NOVEMBER (5-2)					
N 1	2	-	UNC P EXHIB	ACCNX	W, 109-64
N 6	2	-	Dartmouth	ACCN	W, 92-54
N 10	2	12	Arizona	ESPN2	L, 73-78
N 14	9	18	vs. Michigan State - 1	ESPN	W, 74-65
N 17	9	-	Bucknell - 2	ACCN	W, 90-60
N 21	9	-	La Salle - 2	ACCN	W, 95-66
N 24	9	-	Southern Indiana - 2	ACCN	W, 80-62
N 29	7	RV	at Arkansas - 3	ESPN	L, 75-80
DECEMBER (4-1)					
D 2	7	-	at Georgia Tech *	The CW	L, 68-72
D 9	22	-	Charlotte	The CW	W, 80-56
D 12	21	-	Hofstra	ESPN2	W, 89-68
D 20	21	10	vs. Baylor - 4	ESPN	W, 78-70
D 30	16	-	Queens	The CW	W, 106-69
JANUARY (5-1)					
J 2	14	-	Syracuse *	ESPN	W, 86-66
J 6	14	-	at Notre Dame *	ACCN	W, 67-59
J 9	11	-	at Pittsburgh *	ESPN	W, 75-53
J 13	11	-	Georgia Tech *	ACCN	W, 84-79
J 20	7	-	Pittsburgh *	ACCN	L, 76-80
J 23	12	-	at Louisville *	ACCN	W, 83-69
J 27	12	-	Clemson *	ESPN	4 p.m.
J 29	-	-	at Virginia Tech *	ESPN	7 p.m.
FEBRUARY (0-0)					
F 3	-	-	at North Carolina *	ESPN	6:30 p.m.
F 7	-	-	Notre Dame *	ACCN	9 p.m.
F 10	-	-	Boston College *	ESPN/2	2 p.m.
F 12	-	-	Wake Forest *	ESPN	7 p.m.
F 17	-	-	at Florida State *	ESPN	2 p.m.
F 21	-	-	at Miami *	ESPN	7 p.m.
F 24	-	-	at Wake Forest *	ESPN/2	2/4 p.m.
F 28	-	-	Louisville *	ACCN	7 p.m.
MARCH (0-0)					
M 2	-	-	Virginia *	ESPN	6 p.m.
M 4	-	-	at NC State *	ESPN	7 p.m.
M 9	-	-	North Carolina *	ESPN	6:30 p.m.
M 7-11	-	-	ACC Tournament - 5	ESPN/2	TBD

* ACC game

1 - State Farm Champions Classic (United Center; Chicago, Ill.)

2 - Blue Devil Challenge

3 - ACC/SEC Challenge

4 - SentinelOne Classic (Madison Square Garden; New York, N.Y.)

5 - ACC Tournament (Capital One Arena; Washington, D.C.)

Duke/opponent AP ranking at time of game

DUKE TEAM LEADERS

Scoring	18.2	Kyle Filipowski
Rebounds	9.0	Kyle Filipowski
Assists	3.9	Tyrese Proctor
Steals	1.5	Jeremy Roach
Blocks	1.8	Kyle Filipowski
Field Goals	119	Kyle Filipowski
Field Goal Pct.	.516	Mark Mitchell
3-Point Field Goals	39	Jared McCain
3-Point Field Goals Pct.	.456	Jeremy Roach
Free Throws	64	Kyle Filipowski
Free Throw Pct.	.862	Jeremy Roach

BROADCAST INFORMATION

TV/Video Stream	ESPN	Radio	Blue Devil Sports Net.
Play-by-Play	Dave O'Brien	Play-by-Play	David Shumate
Analyst	Cory Alexander		John Roth
Sideline	Myron Metcalf	Engineer	John Rose
Producer	Kim Belton	In Durham	96.5 FM & 620 AM
		SiriusXM	84

DUKE COMMUNICATIONS

Executive Director of Communications: Kyle Serba

» kyle.serba@duke.edu // C: 919-519-7116 // O: 919-668-1712

Assistant Director of Communications: Henry Skutt

» henry.skutt@duke.edu // C: 984-287-9011 // O: 919-668-4393

LAST GAME STARTING FIVE

	GP/GS	PPG	RPG	APG	FG%	3FG%	FT%	MPG
Jared McCain #0 G • 6-3 • 197 • Fr. Sacramento, Calif. Centennial	18/18	12.1	3.9	1.6	.447	.415	.839	28.4
LAST GAME: 10 points, 4 rebounds and 2 steals in 28 minutes vs. Louisville (1/23) <ul style="list-style-type: none">• A five-star guard out of Centennial High School in Corona, California.• Ranked as the No. 10 player nationally and the No. 1 player from California by ESPN.• Scored 20 points or more in four of the last 10 games, with career-high 24 points vs. Queens (Dec. 30).								
Caleb Foster #1 G • 6-5 • 197 • Fr. Harrisburg, N.C. Notre Dame (Calif.)	18/10	8.1	2.4	2.3	.444	.400	.639	26.1
LAST GAME: 0 points, 2 rebounds and 2 assist in 26 minutes vs. Louisville (1/23) <ul style="list-style-type: none">• Rated by 247Sports with five stars as the No. 22 player nationally, coming out of Notre Dame HS (Calif.).• Amassed season-high 18 points against Michigan State (Nov. 14) in the Champions Classic.• Tallied season highs of six rebounds and three steals, with 16 points and five assists vs. Pitt (Jan. 20).								
Jeremy Roach #3 G • 6-2 • 180 • Sr. Leesburg, Va. St. Paul VI	17/17	14.4	2.5	3.2	.494	.456	.862	32.0
LAST GAME: 10 points, 1 rebound, 3 assists and 2 steals in 17 minutes vs. Louisville (1/23) <ul style="list-style-type: none">• One of three team captains for 2023-24, second consecutive season as a captain for Roach.• On preseason watch list for Jerry West Shooting Guard of the Year Award.• In his last nine games, has distributed 32 assists with six turnovers (5.3 assist/turnover ratio).								
Mark Mitchell #25 F • 6-9 • 232 • So. Kansas City, Kan. Sunrise Christian	15/14	12.7	6.0	1.3	.516	.120	.734	27.4
LAST GAME: 20 points, 12 rebounds, 1 assist and 1 steal in 34 minutes vs. Louisville (1/23) <ul style="list-style-type: none">• On the preseason watch list for the Julius Erving Award.• In his last four games, averaging 17.0 points and 8.8 rebounds with two 20-point double-doubles.• Career-highs 23 points and 14 rebounds vs. Notre Dame (Jan. 6) -- Duke is 25-2 when Mitchell scores 10+.								
Kyle Filipowski #30 C • 7-0 • 248 • So. Westtown, N.Y. Wilbraham & Monson Academy	18/18	18.2	9.0	3.1	.506	.397	.696	30.4
LAST GAME: 17 points, 15 rebounds, 5 assists, 1 steal and 1 block in 36 minutes vs. Louisville (1/23) <ul style="list-style-type: none">• Preseason AP All-American -- ACC Preseason Player of the Year and First Team All-ACC.• On watch list for Karl Malone Award, NABC Player of the Year and Wooden Award.• First Duke player in 40 seasons with 30-point double-double and no turnovers vs. Georgia Tech (Jan. 13).								

THE HEAD COACHES

Duke	Jon Scheyer (Duke '10)
Career Record / at Duke	41-13 (2nd) / same
vs. Clemson	0-1
Clemson	Brad Brownell (DePauw, '91)
Career Record / at School	421-267 (22nd) / 254-182 (14th)
vs. Duke	4-13

DUKE RECORDS

	Overall	Non-Conf.	ACC
Record	14-4	9-2	5-2
Streak	W1	W4	W1
Home (Streak)	9-2 (L1)	7-1 (W6)	2-1 (L1)
Road (Streak)	3-2 (W3)	0-1 (L2)	3-1 (W3)
Neutral (Streak)	2-0 (W2)	2-0 (W2)	--
Overtime	0-0	0-0	0-0

NEED TO KNOW

- » Duke and Clemson coaches will don suits and sneakers on Saturday in honor of **Coaches vs. Cancer Suits And Sneakers Week** (Jan. 22-28), a nationwide collaboration between the American Cancer Society and the National Association of Basketball Coaches when basketball coaches across the country unite for a common cause - saving lives from cancer.
- » Duke has won three of the last four meetings against Clemson and leads the all-time series 114-33, including a 65-4 advantage in games played in Durham.
- » The Blue Devils have won 20 consecutive home games in the Clemson series, which is tied for the Blue Devils' second longest current streak over an opponent (East Carolina).
- » Duke last played the Tigers in Durham on Jan. 25, 2022, a 71-69 victory for the ninth-ranked Blue Devils.
- » **Tyrese Proctor (right)** scored a career-high 24 points, while also dishing four assists in Duke's 83-69 road win at Louisville on Tuesday. He has now scored in double-figures in each of Duke's last three games and is averaging 17.3 points over that stretch.
- » **Mark Mitchell** returned to Duke's starting lineup versus Louisville with a 20-point, 12-rebound double-double, the second 20-10 double-double in his past three games.
- » Duke is 25-2 when Mitchell scores in the double digits.
- » **Jeremy Roach** tops the ACC and ranks 16th in the nation in assist/turnover ratio (3.38), while **Tyrese Proctor** is positioned third in the conference and 20th nationally (3.28).
- » Among ACC leaders, **Kyle Filipowski** ranks fourth in scoring (18.2 ppg) and rebounding (9.0 rpg), fifth in blocked shots (1.8 bpg) and seventh in field goal percentage (.506).
- » Clemson senior center PJ Hall is second in the ACC and sits 25th in the nation with 2.06 blocked shots per game, and is the second-leading scorer in the conference with 19.7 points per contest, which ranks 31st nationally.
- » Duke is ranked No. 12 in both the Associated Press and USA TODAY Coaches top-25 polls, while Clemson received 15 votes in the Coaches poll this week (Jan. 22).



ROSTER INFORMATION										
Numerical										
No.	Name		Pos.	Ht.	Wt.	Year	Exp.	Hometown	High School	Previous College
0	Jared McCain		G	6-3	197	Fr.	HS	Sacramento, Calif.	Centennial	
1	Caleb Foster		G	6-5	197	Fr.	HS	Harrisburg, N.C.	Notre Dame (Calif.)	
2	Jaylen Blakes		G	6-2	204	Jr.	2L	Somerset, N.J.	Blair Academy	
3	Jeremy Roach		G	6-2	180	Sr.	3L	Leesburg, Va.	St. Paul VI	
5	Tyrese Proctor	tie-REECE	G	6-5	183	So.	1L	Sydney, Australia	NBA Global Academy	
12	TJ Power		F	6-9	216	Fr.	HS	Shrewsbury, Mass.	Worcester Academy	
13	Sean Stewart		F	6-9	227	Fr.	HS	Windermere, Fla.	Montverde Academy	
14	Jaden Schutt	“shoot”	G	6-5	190	So.	1L	Yorkville, Ill.	Yorkville Christian	
15	Ryan Young		C	6-10	238	Gr.	1L	Stewartsville, N.J.	Bethlehem Catholic	Northwestern
20	Neal Begovich	BEG-ah-vich	F	6-9	230	Gr.	TR	San Francisco, Calif.	St. Ignatius College Prep	Stanford
21	Christian Reeves		C	7-1	261	So.	1L	Charlotte, N.C.	Oak Hill	
25	Mark Mitchell		F	6-9	232	So.	1L	Kansas City, Kan.	Sunrise Christian	
30	Kyle Filipowski	fill-uh-POW-ski	F/C	7-0	248	So.	1L	Westtown, N.Y.	Wilbraham & Monson Academy	
52	Stanley Borden		C	7-0	241	Jr.	2L	Istanbul, Turkey	Istanbul Int’l Community School	
55	Spencer Hubbard		G	5-8	157	Sr.	2L	Los Angeles, Calif.	Harvard Westlake	
Alphabetical										
No.	Name		Pos.	Ht.	Wt.	Year	Exp.	Hometown	High School	Previous College
20	Neal Begovich	BEG-ah-vich	F	6-9	230	Gr.	TR	San Francisco, Calif.	St. Ignatius College Prep	Stanford
2	Jaylen Blakes		G	6-2	204	Jr.	2L	Somerset, N.J.	Blair Academy	
52	Stanley Borden		C	7-0	241	Jr.	2L	Istanbul, Turkey	Istanbul Int’l Community School	
30	Kyle Filipowski	fill-uh-POW-ski	F/C	7-0	248	So.	1L	Westtown, N.Y.	Wilbraham & Monson Academy	
1	Caleb Foster		G	6-5	197	Fr.	HS	Harrisburg, N.C.	Notre Dame (Calif.)	
55	Spencer Hubbard		G	5-8	157	Sr.	2L	Los Angeles, Calif.	Harvard Westlake	
0	Jared McCain		G	6-3	197	Fr.	HS	Sacramento, Calif.	Centennial	
25	Mark Mitchell		F	6-9	232	So.	1L	Kansas City, Kan.	Sunrise Christian	
12	TJ Power		F	6-9	216	Fr.	HS	Shrewsbury, Mass.	Worcester Academy	
5	Tyrese Proctor	tie-REECE	G	6-5	183	So.	1L	Sydney, Australia	NBA Global Academy	
21	Christian Reeves		C	7-1	261	So.	1L	Charlotte, N.C.	Oak Hill	
3	Jeremy Roach		G	6-2	180	Sr.	3L	Leesburg, Va.	St. Paul VI	
14	Jaden Schutt	“shoot”	G	6-5	190	So.	1L	Yorkville, Ill.	Yorkville Christian	
13	Sean Stewart		F	6-9	227	Fr.	HS	Windermere, Fla.	Montverde Academy	
15	Ryan Young		C	6-10	238	Gr.	1L	Stewartsville, N.J.	Bethlehem Catholic	Northwestern
On-Court Coaching Staff										
Name		Position		Years at Duke		Years in Current Position		Alma Mater		
Jon Scheyer		SHY-er		Head Coach		11th		2nd		Duke '10
Chris Carrawell				Associate Head Coach		6th		3rd		Duke '00
Jai Lucas		“jay”		Associate Head Coach		2nd		1st		Texas '11
Emanuel Dildy				Assistant Coach		1st		1st		Eastern Illinois '05
Will Avery				Assistant Coach		1st		1st		Duke '23

ROSTER BREAKDOWNS	
By Class	
Graduate Student (2)	Begovich, Young
Senior (2)	Hubbard, Roach
Junior (2)	Blakes, Borden
Sophomore (5)	Filipowski, Mitchell, Proctor, Reeves, Schutt
Freshman (4)	Foster, McCain, Power, Stewart
By Height (AVERAGE HEIGHT: 6-6)	
7-1 (1)	Reeves
7-0 (2)	Borden, Filipowski
6-10 (1)	Young
6-9 (4)	Begovich, Mitchell, Power, Stewart
6-5 (4)	Foster, Proctor, Schutt
6-3 (1)	McCain
6-2 (2)	Blakes, Roach
5-8 (1)	Hubbard
By State	
California (2)	Neal Begovich (San Francisco) Spencer Hubbard (Los Angeles)
	Jared McCain (Sacramento)
Florida (1)	Sean Stewart (Windermere)
Illinois (1)	Jaden Schutt (Yorkville)
Kansas (1)	Mark Mitchell (Kansas City)
Massachusetts (1)	TJ Power (Shrewsbury)
North Carolina (2)	Caleb Foster (Harrisburg) Christian Reeves (Charlotte)
New Jersey (3)	Jaylen Blakes (Somerset) Ryan Young (Stewartsville)
New York (1)	Kyle Filipowski (Westtown)
Virginia (1)	Jeremy Roach (Leesburg)
International (2)	Stanley Borden (Istanbul, Turkey) Tyrese Proctor (Sydney, Australia)

DUKE QUICK FACTS	
University	
Founded	1838 as Trinity College
Enrollment (undergraduate)	6,789
President	Dr. Vincent Price (Santa Clara '79)
Vice President/Director of Athletics	Nina King (Notre Dame '00)
Basketball History	
Seasons of Basketball	119th in 2023-24
First Season	1905-06
NCAA Tournament Appearances	45
Record	119-40 (.748)
Last Appearance (Round)	2023 (Second)
NCAA Final Four Appearances (last)	17 (2022)
National Championships (five)	1991, 1992, 2001, 2010, 2015
NIT Appearances (last)	4 (1981)
ACC Championships (last)	22 (2023)
Cameron Indoor Stadium	
Inaugural Game	January 6, 1940
Capacity	9,314
Consecutive Sellouts	517 (Nov. 26, 1990-present)
Undefeated Seasons (Last)	19 (2023)
Team Information	
2022-23 Record	29-7
Home	16-0
Away	4-6
Neutral	7-3
ACC Record	14-6
Home	10-0
Away	4-6
Finish	t-3rd
Tournament	Champions
AP / USA Today Final Ranking	12 / 18
Starters Returning/Lost	4 / 1
Letterwinners Returning/Lost	10 / 5
Newcomers for 2022-23	5
Freshmen	4
Graduate Transfers	1

DUKE RECORD BY STARTING LINEUP	
McCain, Roach, Foster, Mitchell, Filipowski	> 8-0
McCain, Blakes, Foster, Proctor, Filipowski	0-1
McCain, Roach, Foster, Proctor, Filipowski	1-0
McCain, Roach, Proctor, Filipowski, Young	1-1
McCain, Roach, Proctor, Mitchell, Filipowski	4-2
> Most recent lineup	

DUKE BY THE NUMBERS	
Seasons of Men's Basketball	119th in 2023-24
Total Games	3,211
Duke all-time record	2,287-924 (.712)
Duke all-time ACC record (regular season only)	709-348 (.671)
Duke record at Cameron Indoor Stadium	955-173 (.847)
ACC Championships	22 (last in 2022-23)
NCAA Tournament Appearances	45 (last in 2022-23)
NIT Postseason Appearances	5 (last in 1980-81)
20+ Win Seasons	57 (last in 2022-23)
30+ Win Seasons	16 (last in 2021-22)
AP Top 10 Finishes	38 (last in 2021-22)
AP No. 1 Finishes	8 (last in 2018-19)
Years Ranked No. 1 in the country (AP only)	24 (last in 2021-22)
Overtime Games	135 (70-65)
Duke 100-Point Games	196 (190-6)
National Players of the Year	
	13 honors by 11 players (last in 2018-19)
National Defensive Players of the Year	
	9 honors by 6 players (last in 2005-06)
National Freshman of the Year	7 (last in 2022-23)
All-American Honors	75 (last in 2021-22)
Academic All-American Honors	20 (last in 2015-16)
ACC Players of the Year	18 (last in 2019-20)
ACC Freshmen of the Year	14 (last in 2022-23)
ACC Defensive Players of the Year	5 (last in 2021-22)

CURRENT OPPONENT: CLEMSON TIGERS



Season Stats

Duke (14-4, 5-2 ACC)
Clemson (13-5, 3-4 ACC)

PPG	OPP. PPG	FG%	3FG%	FT%	RPG	APG	BPG	SPG	FOUL
81.7	67.0	.482	.378	.746	35.9	16.3	4.0	7.1	15.7
80.7	73.1	.481	.360	.771	37.9	15.8	4.6	4.9	16.1

NOTES & CONNECTIONS

- » Duke has won three of the last four meetings against Clemson and leads the all-time series 114-33, including a 62-4 advantage in games played at Cameron Indoor Stadium.
- » The Blue Devils have won 20 consecutive home games in the Clemson series, which is tied for the Blue Devils' second longest current streak over an opponent (East Carolina). Duke's 24 consecutive home wins over Wake Forest is the program's longest active.
- » Duke last played the Tigers in Durham on Jan. 25, 2022, a 71-69 victory for the ninth-ranked Blue Devils.
- » PJ Hall is second in the ACC and sits 25th in the nation with 2.06 blocked shots per game, and is the second-leading scorer in the conference with 19.7 points per contest, which ranks 31st nationally.
- » Clemson ranks 23rd nationally and third in the ACC in free throw percentage, converting 77.1% from the charity stripe.
- » The Tigers rank 28th in the nation and third in the conference in assist/turnover ratio (1.52).
- » Clemson received 15 votes in the USA Today Coaches poll this week (Jan. 22).

THE SERIES

Overall	Duke leads, 114-33
In Durham, N.C.	Duke leads, 65-4
at Cameron Indoor Stadium	Duke leads, 62-4
In Clemson, S.C.	Duke leads, 39-25
at Littlejohn Coliseum	Duke leads, 26-20
Neutral Sites	Duke leads, 10-4
Last Meeting	@Clemson 72, Duke 64 (Jan. 14, 2023)

ON THIS DATE: JAN. 27

- » Duke is 17-6 overall on Jan. 27, including a 12-3 record at home.
- » The Blue Devils have won 12 of their last 13 games played on this date since 1976.
- » Duke last played on this date in 2018, a clash between two top-five teams, as No. 2 Virginia edged No. 4 Duke, 65-63, in Durham.
- » The only time the Blue Devils and Tigers have met on Jan. 27, was in 1992, when top-ranked Duke cruised to a 112-73 home win.

SERIES FACTS

Overall Streak	L1
Home Streak	W20
Road Streak	L1
Last Home Win	71-69 (Jan. 25, 2021)
Last Road Win	82-64 (Feb. 10, 2022)
Last Neutral Loss	79-72 (March 8, 2017)
Last Home Loss	70-75 (Jan. 4, 1995)
Last Road Loss	64-72 (Jan. 14, 2023)
Last Neutral Loss	74-78 (March 15, 2008)
Largest Winning Margin	61 (115-54, Dec. 3, 1954)
Largest Losing Margin	34 (66-100; Feb. 15, 1975)
Most Points Scored	115 (twice; last 115-74; Jan. 7, 2001)
Most Points Allowed	103 (103-105; Jan. 24, 1987, 01)
Fewest Points Scored	31 (31-27; Feb. 27, 1931)
Fewest Points Allowed	12 (46-12; Jan. 14, 1925)
High Scoring Game, Duke	42, Tate Armstrong (Feb. 25, 1976)
High Scoring Game, Opp.:	38, Bill Yarborough (March 1, 1957)

NEXT OPPONENT: VIRGINIA TECH HOKIES

Game #20 • Road Game #6 • Monday, Jan. 29 • #12 Duke vs. Virginia Tech • 7 p.m. ET • Cassell Coliseum • Blacksburg, Va. • TV: ESPN



Season Stats

Duke (14-4, 5-2 ACC)
Virginia Tech (12-7, 4-4 ACC)

PPG	OPP. PPG	FG%	3FG%	FT%	RPG	APG	BPG	SPG	FOUL
81.7	67.0	.482	.378	.746	35.9	16.3	4.0	7.1	15.7
73.8	68.3	.462	.361	.799	33.4	15.1	2.7	5.6	15.8

NOTES & CONNECTIONS

- » Duke leads the series with Virginia Tech, 52-13.
- » Virginia Tech's top three scorers are all upperclassmen with junior guard Sean Pedulla (16.1 ppg), graduate guard Hunter Cattoor (13.9) and senior center Lynn Kidd (13.8).
- » Virginia Tech senior center Lynn Kidd tops the ACC and ranks fourth nationally in field goal percentage (65.6%).
- » The Hokies are second in the nation with an ACC-best free throw percentage of 79.9%.
- » Virginia Tech boasts a 9-1 record at home, including a 3-1 mark in ACC play with wins over Louisville, Clemson and Boston College.
- » The Hokies' lone home loss this season came against Miami, a 75-71 setback on Jan. 13.
- » Duke's last win in Blacksburg was on Dec. 6, 2019.
- » In the last meeting, Jeremy Roach amassed 19 points and 11 assists for his lone career double-double to lead the Blue Devils to an 81-65 home victory on Feb. 25, 2023.

THE SERIES

Overall	Duke leads, 52-13
In Durham, N.C.	Duke leads, 23-1
at Cameron Indoor Stadium	Duke leads, 19-1
In Blacksburg, Va.	Duke leads, 13-9
at Cassell Coliseum	Tied, 7-7
Neutral Sites	Duke leads, 12-2
Last Meeting	@Duke 81, VT 65 (Feb. 25, 2023)

ON THIS DATE: JAN. 29

- » Duke is 17-4 overall on Jan. 29, with three of the four losses coming on the road.
- » The Blue Devils have won eight in-a-row on Jan. 29, dating back to 1989.
- » Duke last played on this date in 2022, a 74-65 road triumph at Louisville.
- » Duke and Virginia Tech have not met on the hardwood on this date.

SERIES FACTS

Overall Streak	W1
Home Streak	W10
Road Streak	L2
Last Home Win	81-65 (Feb. 25, 2023)
Last Road Win	77-63 (Dec. 6, 2019)
Last Neutral Win	75-73 (Mar. 29, 2019)
Last Home Loss	67-69 (Jan. 6, 2007)
Last Road Loss	75-78 (Jan. 23, 2023)
Last Neutral Loss	67-82 (Mar. 12, 2022)
Largest Winning Margin	54 (107-53, Feb. 13, 1954)
Largest Losing Margin	15 (67-82; Mar. 12, 2022)
Most Points Scored	112 (112-79; Dec. 1, 1965)
Most Points Allowed	89 (75-89; Dec. 31, 2016)
Fewest Points Scored	19 (19-29; date unknown in 1914-15)
Fewest Points Allowed	15 (45-15; Feb. 7, 1934)
High Scoring Game, Duke	34, Luke Kennard (Dec. 31, 2016)
High Scoring Game, Opp.:	32, Glen Combs (Dec. 1, 1967)

DUKE VERSUS THE ACC

		Overall			Home			Away			Neutral			Unknown Venue			Cameron Indoor			ACC Regular Season			ACC Tournament			Last 10	
	Membership	W	L	Pct.	W	L	Pct.	W	L	Pct.	W	L	Pct.	W	L	Pct.	W	L	Pct.	W	L	Pct.	W	L	Pct.	Strk	Year
Boston College	2005-present	28	3	.903	13	0	1.000	11	2	.846	4	1	.800	-	-	-	13	0	1.000	21	2	.913	3	0	1.000	W8	9-1
Clemson	1953-present	114	33	.776	65	4	.942	39	25	.609	10	4	.714	-	-	-	62	4	.939	95	27	.779	7	4	.636	L1	7-3
Florida State	1991-present	43	11	.796	24	2	.923	16	8	.667	2	1	.667	1	0	1.000	24	2	.923	39	10	.792	2	1	.667	W2	8-2
Georgia Tech	1979-present	78	25	.757	39	5	.886	30	17	.638	9	3	.750	-	-	-	39	5	.886	58	18	.763	7	3	.700	W1	8-2
Louisville	2014-present	14	9	.609	4	3	.571	5	4	.556	5	2	.714	-	-	-	4	3	.571	7	5	.583	2	0	1.000	W4	7-3
Miami	2004-present	25	10	.714	12	3	.800	9	7	.563	4	0	1.000	-	-	-	12	3	.800	17	9	.654	4	0	1.000	W1	7-3
North Carolina	1953-present	117	143	.450	56	51	.523	39	64	.379	22	28	.400	-	-	-	47	39	.547	65	75	.464	14	9	.603	W2	6-4
NC State	1953-present	151	103	.594	67	30	.691	48	44	.522	23	17	.575	13	12	.520	54	26	.675	76	51	.598	17	9	.654	W1	6-4
Notre Dame	2013-present	30	8	.789	10	2	.833	9	4	.692	11	2	.846	-	-	-	10	2	.833	9	4	.692	2	2	.500	W3	9-1
Pittsburgh	2013-present	17	9	.654	7	4	.636	8	4	.667	2	1	.667	-	-	-	7	3	.700	10	3	.769	1	0	1.000	L1	8-2
Syracuse	2013-present	16	6	.727	6	2	.750	5	2	.714	5	2	.714	-	-	-	6	2	.750	11	4	.733	2	0	1.000	W9	9-1
Virginia	1953-present	123	54	.695	59	11	.843	43	36	.544	21	6	.778	0	1	.000	54	10	.844	88	36	.710	15	4	.789	L1	6-4
Virginia Tech	2004-present	52	13	.800	23	1	.958	13	9	.591	12	2	.857	4	1	.800	19	1	.950	19	8	.704	2	1	.667	W1	5-5
Wake Forest	1953-present	179	80	.691	81	18	.818	52	41	.565	33	9	.786	13	12	.520	66	16	.805	90	46	.662	14	4	.778	W1	8-2
Totals vs. current members		987	506	.661	466	136	.774	327	266	.551	163	78	.676	31	26	.668	417	116	.782								
Maryland	1953-2014	114	63	.644	56	16	.778	41	35	.539	16	10	.615	1	2	.333	54	14	.794	79	41	.658	11	8	.579		
South Carolina	1953-1971	57	20	.740	27	5	.844	14	11	.560	9	3	.750	7	1	.875	21	4	.840	25	9	.735	6	1	.857		
Totals vs. all-time members																				709	348	.671	109	46	.703		

DUKE GAME NOTES

Last Time Out

- » No. 12 Duke defeated Louisville, 83-69, on Tuesday night at the KFC Yum! Center, as **Tyrese Proctor** set a new career-high with 24 points.
- » **Mark Mitchell** returned to the starting lineup with a 20-point, 12-rebound double-double, his second 20-10 double-double across his last three games played.
- » **Kyle Filipowski** logged a double-double as well, scoring 17 points and matching his career-high with 15 boards for his third double-double in the past four games.
- » **Jared McCain** and **Jeremy Roach** rounded out Duke's double-digit scorers, with both tallying 10 for the game.
- » Duke out-rebounded Louisville, 43-29, securing an advantage on the boards for the first time since finishing +16 (42-26) at Pittsburgh on Jan. 9.
- » The Blue Devils grabbed a season-high 15 offensive rebounds, yielding a 21-11 advantage in second-chance points.
- » Duke's defense held Louisville to 69 points, 4.1 below its season average of 73.1 points. The Blue Devils have now held 16 of its 18 opponents below their respective scoring average.

Scheyer Tops Duke Head Coaches in First 50 Games

- » **Jon Scheyer** coached his 50th game at the helm of the program at Notre Dame on Jan. 6.
- » Scheyer posted a record of 38-12 in his first 50 games - the most wins by a Duke head coach through their first 50 contests.

Flip Doubles Up on Double-Doubles

- » Sophomore **Kyle Filipowski** has tallied double-doubles in seven of Duke's last 13 games, moving his career total to 23 double-doubles in 54 games played.
- » Through 18 games as a sophomore, Filipowski is on pace to improve in nearly all statistical categories, including already surpassing his freshman block total and is one assist shy from his 2022-23 tally.
- » Filipowski has tallied 55 dimes (56 in 2022-23) and has already blocked 33 shots, after swatting a total of 26 attempts during his freshman year.
- » Filipowski scored 26 points on 11-of-12 shooting from the field at Pittsburgh (Jan. 9), marking the best shooting performance by a Blue Devil with at least 10 attempts since Zion Williamson finished 13-of-13 against Syracuse on March 14, 2019.
- » He amassed a career-high 30 points with 13 boards, four assists, two blocked shots and two steals without committing a turnover versus Georgia Tech (Jan. 13), becoming the first Duke player with a 30-point double-double and no turnovers in the past 40 seasons.
- » The sophomore center was just two assists shy of triple-double with 28 points, 12 rebounds and eight helpers versus Hofstra (Dec. 12).

Taking Care of the Rock

- » Through 18 games, Duke has been one of the best teams in the country at limiting turnovers.
- » Duke ranks ninth nationally in both fewest turnovers (9.3 per game) and assist/turnover ratio (1.75).
- » According to KenPom, the Blue Devils currently have the fifth-lowest turnover percentage nationally, coming in at 13.5%.
- » **Jeremy Roach** tops the ACC and ranks 16th in the nation in assist/turnover ratio (3.38), while **Tyrese Proctor** is positioned third in the conference and 20th nationally (3.28).

Mitchell Makes His Mark

- » **Mark Mitchell** returned to the starting lineup at Louisville (Jan. 23) with a 20-point, 12-rebound double-double.
- » Mitchell's performance against the Cardinals was his second 20-10 double-double across his last three games played.
- » The 20-point effort marked Mitchell's fourth career outing with 20 points or more and 27th career game with at least 10 points.
- » Duke is 25-2 when the sophomore forward reaches double digits in the scoring column.

Emergence of McCain

- » After averaging 7.6 points per outing in the first eight games of the season, **Jared McCain** has reached the 20-point mark in four of the last 10 games, shooting 55-of-112 (49.1%) from the field, 26-of-62 (41.9%) from beyond the arc and 20-of-23 (87.0%) from the free-throw line to average 15.6 points per contest during that stretch.
- » The freshman guard scored a career-high 24 points on 9-of-14 shooting from the field, including 4-of-9 from long distance, to lead Duke to a 106-69 victory over Queens (Dec. 30).
- » Against Syracuse (Jan. 2), McCain nailed all four of his 3-point shots after intermission to finish with 18 points.
- » McCain has made two 3-pointers or more in 13 games this season. The Blue Devils are 12-1 when McCain makes at least two triples.

Duke's Three-Point Streak

- » Duke has connected on at least one three-pointer in 1,207 straight games, the second-longest streak nationally.
- » It has been more than 30 years since Duke was held without a three-point field goal -- Dec. 30, 1989, versus Hawai'i.

The Blue Devils Have Won Nearly 85% of Games at Cameron Indoor Stadium

- » Duke has posted an all-time record of 955-173 (.847) at Cameron Indoor, that included a 572-76 (.883) record under Coach K.
- » Duke has won more games at its current home venue than any team in college basketball.
- » Now in its 85th season as the home of the Blue Devils, Duke has averaged 11.1 wins since the venue opened January 6, 1940 -- a 36-27 win over Princeton.

Sellout Streak Still Staying Strong

- » Duke has sold out 517 consecutive games at Cameron Indoor Stadium. The last time Duke did not have a sellout at home was on Nov. 16, 1990, against Boston College.
- » The sellout figure is the longest current streak (by time) in either men's college basketball or the NBA.
- » Duke's record at Cameron during the sellout streak is 469-48 (.907).

Roach Reaches 1K

- » Senior guard **Jeremy Roach** became the 68th Blue Devil all-time to eclipse 1,000 career points in his Duke career, scoring 17 points against Arizona on Nov. 10.
- » The Blue Devils are now solo third in NCAA Division I for most 1,000-point scorers in program history, ahead of Notre Dame and Villanova.
- » Roach is the first Duke player to cross the threshold since **Grayson Allen**, **Luke Kennard** and **Amile Jefferson** all did so during the 2016-17 season.
- » The senior point guard reached another career milestone recently -- his 100th game in a Duke jersey came against La Salle on Nov. 21.

MOST WINS BY DUKE COACH IN FIRST 50 GAMES

Head Coach (First Season) - Record	
Jon Scheyer (2022-23)	38-12
Eddie Cameron (1928-29)	36-14
Vic Bucas (1959-60)	35-15
Bucky Waters (1969-70)	34-16
Harold Bradley (1950-51)	32-18
Gerry Gerard (1942-43)	31-19
Mike Krzyzewski (1980-81)	26-24
Bill Foster (1974-75)	26-24

KenPom Player of the Year

Rankings (as of Jan. 25)	
Zach Edey, Purdue	2.383
DaRon Holmes, Dayton	1.528
Kyle Filipowski, Duke	1.509
Johni Broome, Auburn	1.489
Jaedon LeDee, San Diego St.	1.455
Jamal Shead, Houston	1.368
RJ Davis, North Carolina	1.349
Mark Sears, Alabama	1.323
Tristen Newton, Connecticut	1.309
Dalton Knecht, Tennessee	1.282

CONSECUTIVE GAMES WITH A 3-POINT FIELD GOAL | ACTIVE

Rk	School	Games	Next Game
1.	UNLV	1,210	vs. San Jose State (1/27)
2.	Duke	1,207	vs. Clemson (1/27)
3.	East Tennessee State	1,144	vs. Samford (1/27)

Through games played on 1/25 based on available data

MOST WINS AT CURRENT HOME VENUE | NCAA

Rk	Team (Venue)	W	L	Pct.	Opened
1.	Duke (Cameron Indoor)	955	173	.847	1940
2.	Penn (The Palestra)	865	413	.677	1927
3.	Oklahoma State (Gallagher-Iba)	854	257	.771	1938
4.	Kansas (Allen Fieldhouse)	855	117	.879	1955
5.	Vanderbilt (Memorial Gym)	807	259	.758	1952
6.	UCLA (Pauley Pavilion)	794	130	.860	1965

Through games played on 1/25 based on available data

DUKE ALL-TIME AT CAMERON INDOOR STADIUM

Overall Record	955	173	.847
ACC regular-season games	418	110	.793
Non-conference games	449	41	.916
When ranked in AP Top 25	648	67	.908

MOST 1,000 POINT SCORERS BY SCHOOL

1.	North Carolina	81
2.	Louisville	69
3.	DUKE	68
4.	Notre Dame	67
	Villanova	67
6.	Kansas	66
7.	Syracuse	65
8.	Kentucky	61
9.	Ohio State	60
	UCLA	60

as of Nov. 12, 2023 -- as reported by each school

CONSECUTIVE SEASONS RANKED IN TOP 10 | AP POLL

Rk	Team	No.
1.	Duke	28
2.	Kansas	18
3.	Kentucky	14

DUKE GAME NOTES

Historic Debut for Head Coach Jon Scheyer

- » Former Duke All-American and two-time team captain **Jon Scheyer** made history with his head-coaching debut last season. He became just the third coach in ACC history to win the ACC Tournament in their first season and is the first to win an ACC title as both a player (2009, 2010) and as a coach (2023).
- » Scheyer was named a finalist for the Joe. B Hall Award, given to the best first-year head coach, as the Blue Devils finished ranked No. 12 in the final *Associated Press* poll, captured the program's 22nd ACC Tournament title, reached the NCAA Tournament for the 45th time and posted an overall record of 27-9 and a conference record of 14-6.
- » Duke entered the NCAA Tournament on a nine-game winning streak -- just three other Duke teams in history entered the NCAA Tournament on longer winning streaks (1999, 27-game streak; 1963, 18-game; 1986, 16-game). The Blue Devils pushed the streak to 10 games with a win over Oral Roberts in the first round.
- » The Northbrook, Ill., native has been integral in the recruiting and development of several young Duke stars since joining the staff, and as head coach, has landed the nation's No. 1-ranked recruiting class (2022-23) and No. 2-ranked recruiting class (2023).
- » Duke has signed a top-three recruiting class per ESPN in every season since Scheyer joined the staff, including the No. 1 class five times in 10 seasons (2014, 2015, 2017, 2018, 2022).

Continuity From Last Season

- » Duke returns 60.4 points per game from last year's roster, the most by a Duke team since the 2008-09 season, and brings back 77.9% of points scored in 2022-23 -- the most since the 2007-08 Duke team returned 81.3%.
- » Four different players who made 30 or more starts in 2022-23 have returned to Durham, which marks the first time in Duke lore since the 2000-01 roster that included **Shane Battier**, **Carlos Boozer**, **Nate James** and **Jay Williams**. The 2000-01 team went on to win Duke's third national championship.

ACC Preseason Picks: Duke First; Filipowski Player of the Year; Proctor Second Team

- » Duke was selected to finish first in the ACC this season, as chosen by media members in their preseason predictions.
- » The Blue Devils earned 44 of the 51 first-place votes and finished with 757 points, leading Miami, North Carolina and Virginia atop the preseason poll.
- » Sophomore forward **Kyle Filipowski**, reigning ACC Rookie of the Year, was named ACC Preseason Player of the Year and was a unanimous pick for the Preseason All-ACC First Team while his classmate, **Tyrese Proctor**, landed on the Second Team.

Four on Preseason Positional Awards

- » The Naismith Memorial Basketball Hall of Fame announced its preseason watch lists for national positional awards, with four different Blue Devils earning recognition: **Tyrese Proctor**, Bob Cousy Point Guard of the Year; **Jeremy Roach**, Jerry West Shooting Guard of the Year; **Mark Mitchell**, Julius Erving Small Forward of the Year; and **Kyle Filipowski**, Karl Malone Power Forward of the Year.

Scheyer Announces Early Signing Period Class

- » Head coach **Jon Scheyer** announced his second No. 1 recruiting class in three years with the signing of five players to the class of 2024 during the NCAA early signing period - Cooper Flagg, Isaiah Evans, Kon Knueppel, Patrick Ngongba II and Darren Harris.
- » The top-ranked class would mark the third consecutive top-two class for Scheyer, after inking the top class for 2022 and the No. 2 group in 2023.
- » The five-player class is led by No. 1 overall prospect, Cooper Flagg, and includes four ranked in the top 20 by 247Sports.
- » Four of the signees are rated as the top player in their respective states by either ESPN or 247Sports - Flagg (Maine), Evans (North Carolina), Knueppel (Wisconsin) and Ngongba II (Virginia).
- » Flagg, Evans and Ngongba were announced to the USA men's basketball roster for the 2024 Nike Hoop Summit, scheduled for April 13, in Portland, Oregon.

Freshman Class Ranked No. 2 Nationally -- Duke's 10th Consecutive Top-3 Class

- » The second class fully recruited and signed by Scheyer was ranked No. 2 nationally by both *ESPN* and *247Sports*.
- » It marked the second consecutive top-two class signed by Scheyer after inking the nation's No. 1 class in 2022 for his first season as Duke's head coach.
- » The class was made up of four players, all ranked in 247Sports' top 25, and three were ranked as the top player in their respective states per ESPN. **Jared McCain** was 10th on ESPN's Top 100, while **TJ Power**, **Sean Stewart** and **Caleb Foster** rounded out the class at No. 17, 22 and 23, respectively, in 247Sports' rankings.
- » The class included two McDonald's All-Americans (Stewart, McCain), two named the Gatorade Player of the Year in their state (McCain, Power) and all four made the roster for the Jordan Brand Classic.

Duke Adds Two More McDonald's All-Americans

- » Following the announcement of the 2024 McDonald's All-American Game rosters, Duke has signed 92 McDonald's All-Americans all-time -- the most of any NCAA program.
- » The Blue Devils' most recent selections are **Cooper Flagg** and **Isaiah Evans**, while current Blue Devils **Jeremy Roach** (2020), **Mark Mitchell** (2022), **Jared McCain** (2023) and **Sean Stewart** (2023) are also on Duke's roster.
- » Duke has added at least one McDonald's All-American in 40 consecutive years.

New Faces on the Bench

- » Scheyer made two new hires to Duke's coaching staff during the offseason -- **Will Avery** and **Emanuel Dildy**.
- » Avery, who starred at Duke from 1997 to 1999, had spent the last four seasons assisting with various aspects of the program while completing his undergraduate degree in African American studies. He left Duke after his sophomore year as the 14th overall pick by Minnesota in the 1999 NBA Draft.
- » Regarded in the coaching ranks as one of the nation's top recruiters, Dildy spent three years on the staff as an assistant coach under Chris Collins at Northwestern from 2018-21. He comes to Duke after a two-year stint as assistant coach for Porter Moser at Oklahoma.
- » On Nov. 28, Scheyer announced the hiring of former Blue Devil captain, **Justin Robinson**, as the team's director of player development. Robinson, a four-year letterwinner and member of ACC Championship teams in 2017 and 2019, finished his five seasons at Duke as a team captain in 2019-20.

NBA Season Begins with 24 Blue Devils on Opening Day Rosters

- » When the NBA season began on Oct. 24, Duke had 24 members of The Brotherhood on opening-day rosters.
- » The list was compiled from the NBA's official opening-day rosters (including two-way and inactive lists) and includes any Blue Devil that played and finished their college basketball careers at Duke.
- » Duke's players are spread across the country at a total of 18 NBA franchises, including a trio of Blue Devils with the Dallas Mavericks (**Kyrie Irving**, **Seth Curry**, **Dereck Lively II**), and duos in Atlanta (**Jalen Johnson**, **AJ Griffin**), Orlando (**Paolo Banchero**, **Wendell Carter Jr.**), Brooklyn (**Harry Giles**, **Dariq Whitehead**) and New Orleans (**Zion Williamson**, **Brandon Ingram**).
- » Duke's two first-round picks from the 2022-23 squad, Lively and Whitehead, are set to make their NBA debut this season. Lively had a historic debut, becoming the first player in NBA history to record at least 15 points and 10 rebounds while shooting better than 85 percent from the field in an NBA debut.
- » Whitehead, the third-youngest player in the NBA this season, made his NBA debut on Nov. 25, following offseason surgery and resulting rehab.
- » Duke's two dozen players also join a long list of former players, coaches, managers and Duke graduates that serve on NBA coaching staffs or in front office roles for 26 of the league's 30 teams. That includes former Hall of Fame head coach **Mike Krzyzewski**, who joined the NBA this summer as a special advisor, 1984 Duke graduate **Adam Silver** (NBA Commissioner), **Grant Hill** (part owner of the Atlanta Hawks), **Elton Brand** (General Manager of the Philadelphia 76ers), **Tran Landon** (General Manager of the New Orleans Pelicans), **Quin Snyder** (Head Coach of the Atlanta Hawks) and **Mike Dunleavy** (General Manager of the Golden State Warriors).

ACC PRESEASON POLL	
<i>(first-place votes in parentheses)</i>	
1. Duke (44), 757	
2. Miami (5), 693	
3. North Carolina (1), 670	
4. Virginia (1), 593	
5. Clemson, 570	
6. Wake Forest, 440	
7. NC State, 420	
8. Virginia Tech, 390	
9. Pitt, 380	
10. Syracuse, 321	
11. Florida State, 294	
12. Boston College, 227	
13. Georgia Tech, 157	
14. Louisville, 108	
15. Notre Dame, 100	

DUKE'S ESPN.COM RECRUITING CLASS RANKINGS	
2009	9
2010	6
2011	2
2012	12
2013	15
2014	>>> 1
2015	1
2016	2
2017	1
2018	1
2019	2
2020	2
2021	3
2022	1
2023	2
>>> Scheyer's first season on staff	

MOST McDONALD'S ALL-AMERICANS SIGNED	
1. Duke	92
2. North Carolina	76
3. Kentucky	70
> through 2024 class	

BLUE DEVILS IN THE NBA	
Grayson Allen - Phoenix	
Marvin Bagley III - Washington	
Paolo Banchero - Orlando	
RJ Barrett - Toronto	
Maques Bolden - Milwaukee	
Wendell Carter Jr. - Orlando	
Seth Curry - Dallas	
Harry Giles III - Brooklyn	
AJ Griffin - Atlanta	
Brandon Ingram - New Orleans	
Kyrie Irving - Dallas	
Jalen Johnson - Atlanta	
Tre Jones - San Antonio	
Tyus Jones - Washington	
Luke Kennard - Memphis	
Dereck Lively II - Dallas	
Wendell Moore Jr. - Minnesota	
Mason Plumlee - Charlotte	
Cam Reddick - LA Lakers	
Jayson Tatum - Boston	
Gary Trent Jr. - Toronto	
Dariq Whitehead - Brooklyn	
Mark Williams - Charlotte	
Zion Williamson - New Orleans	

HEAD COACH JON SCHEYER



BIO

Former Duke All-American and two-time team captain Jon Scheyer is the 20th head coach in Duke University's storied basketball history. He was named to the position on June 4, 2021, succeeding Hall of Fame head coach Mike Krzyzewski.

Scheyer, who enters his second season as head coach in 2023-24, has vast experience on the Duke bench, having served on Krzyzewski's staff since the 2013-14 season. His previous roles with the Blue Devils include special assistant, assistant coach and the previous three years as associate head coach. Scheyer and Duke agreed to a new six-year contract in October of 2023, extending him through the 2028-29 season.

The 35-year-old Scheyer was among the youngest head coaches in Division-I men's basketball, and the youngest at a power conference institution. He was named to *The Athletic's* 40 Under 40 in college sports in 2022, and was previously touted as one of the best assistant coaches in college basketball.

As a player, Scheyer sparked the Blue Devils to two ACC championships and the 2010 NCAA title as a player from 2007-10. In his time on the coaching staff, he has helped Duke compile a 272-80 (.773) record, a national championship (2015), two Final Fours (2015, 2022) and three ACC Tournament crowns (2017, 2019, 2023).

The Northbrook, Ill., native has been integral in the recruiting and development of several young Duke stars since joining the staff, and landed the nation's No. 1-ranked recruiting class for the 2022-23 campaign and No. 2-ranked class for 2023-24.

Duke has signed a top-three recruiting class per ESPN in every season since Scheyer joined the staff, including the No. 1 class five times in 10 seasons (2014, 2015, 2017, 2018, 2022).

[CLICK HERE FOR COACH SCHEYER'S FULL BIO](#)

CAREER RECORD

Overall Record	41-13
ACC Record (regular season & tournament)	22-8
Home	25-2
Road	7-8
Neutral	9-3
vs. AP Top 25	6-5

SCHEYER QUICK FACTS

Born	August 24, 1987
High School	Glenbrook North, Northbrook, Ill.
College Career	Four-year letterman, Duke, 2007-2010
College Degree	B.A., History, Duke, 2010
College Honors	Co-captain, 2009, 2010
	Consensus Second Team All-America, 2010
	All-NCAA Final Four Team, 2010
	First Team All-ACC, 2010
	NCAA Tournament All-South Region, 2010
	ACC Tournament MVP, 2009
	All-Preseason NIT, 2009
	First Team ACC All-Tournament, 2009, 2010
Coaching Career	Special Assistant, Duke, 2013-14
	Assistant Coach, Duke, 2014-18
	Associate Head Coach, Duke, 2018-22
	Head Coach, Duke, 2022-present
Family	Wife, Marcelle (married May 2017)
	Children, Noa (born January 2018)
	Jett (born August 2019)
	James (born May 2022)

SCHEYER BY THE NUMBERS

27.6	Average number of wins per season while at Duke
.780	Career winning percentage as coach and player
10	Top-3 recruiting classes in nine years on staff
5	ACC Tournament titles (2009, 2010, 2017, 2019)
2	National Championships (2010, 2015)
25	All-ACC selections coaches (11 First Team picks)
11	All-Americans coached (5 consensus First Team picks)
15	Major ACC award winners coached (4 Players of the Year)
38	NBA Draft picks coached (2 overall No. 1 picks)

"I've said many times that Jon Scheyer is one of the smartest coaches in the country. He showed that repeatedly as a member of our staff the past eight seasons. He is ready for this amazing opportunity and clearly recognizes the significance of the position in which he finds himself. He understands the unique culture of Duke Basketball and he and his staff will carry it forward in an ever-changing college athletics environment. Jon is a rising star in the profession and Duke could not be in better hands moving forward." -- MIKE KRZYZEWSKI

JON SCHEYER YEAR-BY-YEAR AT DUKE

Playing Career	Overall	ACC	ACC Tournament	NCAA Tournament
2006-07 Freshman Guard	22-11	8-8 (T6th)	First Rd (0-1)	NCAA First Rd (0-1)
2007-08 Sophomore Guard	28-6	13-3 (2nd)	Semifinals (1-1)	NCAA Second Rd (1-1)
2008-09 Junior Guard	30-7	11-5 (T2nd)	Champion (3-0)	NCAA Sweet 16 (2-1)
2009-10 Senior Guard	35-5	13-3 (T1st)	Champion (3-0)	NCAA Champion (6-0)
Career	115-29 (.799)	45-19 (.703)	7-2 (.778)	9-3 (.750)
Coaching Career	Overall	ACC	ACC Tournament	NCAA Tournament
2013-14 Special Assistant	26-9	13-5 (3rd)	Finals (2-1)	NCAA First Rd (0-1)
2014-15 Assistant Coach	35-4	15-3 (2nd)	Semifinals (1-1)	NCAA Champion (6-0)
2015-16 Assistant Coach	25-11	11-7 (T5th)	Quarterfinals (1-1)	NCAA Sweet 16 (2-1)
2016-17 Assistant Coach	28-9	11-7 (T5th)	Champion (4-0)	NCAA Second Rd (1-1)
2017-18 Assistant Coach	29-8	13-5 (2nd)	Semifinals (1-1)	NCAA Elite Eight (3-1)
2018-19 Associate Head Coach	32-6	14-4 (3rd)	Champion (3-0)	NCAA Elite Eight (3-1)
2019-20 Associate Head Coach	25-6	15-5 (4th)	Quarterfinals (0-0)*	--
2020-21 Associate Head Coach	13-11	9-9 (10th)	Quarterfinals (2-0)**	--
2021-22 Associate Head Coach	32-7	16-4 (1st)	Finals (2-1)	NCAA Semifinals (4-1)
2022-23 Head Coach	27-9	14-6 (4th)	Champion (3-0)	NCAA Tournament (1-1)
2023-24 Head Coach	14-4	5-2	--	--
Head Coach Totals	41-13 (.759)	19-8 (.704)	3-0 (1.000)	1-1 (.500)
Overall Coaching Totals	286-84 (.773)	136-57 (.705)	19-5 (.792)	20-7 (.741)

* Postseason canceled by COVID-19 pandemic; ** Season ended by Duke's COVID protocols

SCHEYER'S DUKE CAREER STATS

	GP-GS	Min	FG	Pct	3FG	Pct	FT	Pct	Reb	Avg	PF	Ast	Turn	Blk	Stl	Pts	Avg
2006-07	33-32	1,112	113-284	.398	61-167	.365	115-136	.846	110	3.3	57	61	52	5	39	402	12.2
2007-08	34-1	963	115-259	.444	47-121	.388	120-135	.889	134	3.9	56	83	37	9	46	397	11.7
2008-09	37-35	1,214	146-368	.397	79-205	.385	179-214	.836	134	3.6	62	102	57	6	58	550	14.9
2009-10	40-40	1,470	212-531	.399	110-287	.383	194-221	.878	144	3.6	54	194	65	10	65	728	18.2
Total	144-108	4,759	586-1,442	.406	297-780	.381	608-706	.861	522	3.6	229	440	211	30	208	2,077	14.4

2022-23 IN REVIEW

SEASON SUMMARY

- » The 118th season of Duke Basketball ushered in a new era for the program with **Jon Scheyer** succeeding Hall of Famer **Mike Krzyzewski** as the 20th head coach in the team history.
- » In an historic debut campaign for Scheyer, the Blue Devils finished ranked No. 12 in the *Associated Press* poll, captured the program's 22nd ACC Tournament title, reached the NCAA Tournament for the 45th time and posted a 27-9 overall record and a 14-6 mark in ACC play.
- » Scheyer inherited one of the nation's youngest rosters, with junior captain **Jeremy Roach** as the lone returning starter from a Duke team that reached the Final Four in 2021-22.
- » Eighty percent of Duke's minutes in the 2022-23 season were logged by players not on the roster the previous year -- the highest percentage on record in team history.
- » Finding continuity towards the end of the season after a year full of injuries, Duke played 11 of its final 12 games with a full complement of players available and started the same lineup in 15 of its final 16 games. Duke finished the year with a 19-1 overall record in games with its full roster available -- was 8-8 otherwise.
- » Duke entered the NCAA Tournament on a nine-game winning streak -- just three other Duke teams in history entered the NCAA Tournament on longer winning streaks (1999, 27-game streak; 1963, 18-game; 1986, 16-game).
- » With a priority on defense and rebounding, the Blue Devils held opponents below their season scoring average 31 times and were 27-4 in those games. They out-rebounded 29 opponents and were 25-4 when doing so.
- » Duke's 63.6 points allowed were its fourth fewest since 1950-51 and the fewest since the school-record 61.0 allowed by the 2010 squad.
- » The tallest team in the nation, Duke used its length on the perimeter and height at the rim to finish as one of just three Division I teams in the NCAA's top 40 for scoring defense (30th), field goal defense (27th), three-point defense (24th) and blocked shots (37th) -- Houston and Connecticut were the others.
- » On the glass, Duke was fifth nationally and led the ACC in rebounding margin (+7.9), while also leading the ACC and ranking 21st in rebounds per game (38.7). Duke was second in the conference in total rebounds (38.7) and third in defensive boards (26.7).
- » Freshman **Kyle Filipowski** recorded 16 double-doubles to lead all Division I freshmen, rank second in the ACC overall and 11th nationally and was tied for the second most by a Duke freshman all-time. He led all power conference freshmen in rebound average and his 322 boards were tied for third most by a Duke freshman.
- » Filipowski was a second-team All-ACC pick and joined Roach (honorable mention) on the All-ACC Team. Filipowski, **Tyrese Proctor** and **Dereck Lively II** were each tapped to the ACC All-Freshman Team, while Lively also earned one of the five spots on the league's All-Defensive Team.
- » Once again emerging as a postseason star, Roach poured in a career-high 23 points in the ACC Tournament title game win over Virginia and dropped 23 more in the NCAA First Round win over Oral Roberts. As a sophomore the year prior, Roach averaged 11.8 points, shot .438 from the field and led the team with 20 assists in Duke's five-game run to the Final Four.
- » Roach and Filipowski were presented Duke's Most Valuable Player Awards at the team's annual banquet. Sophomore Jaylen Blakes was the recipient of both the Glenn E. "Ted" Mann Award, given to the reserve who most contributed to team morale, and the Dr. Deryl Hart Award for the team's top scholar athlete. The Pagliuca Family Coach's Award, given to the player that best exemplified the commitment and values of Duke Basketball, was presented to freshman Mark Mitchell. **Dereck Lively II** was honored as the team's Best Defensive Player.

CURRENT STREAKS			
Overall			Won 1
Unranked teams anywhere			Won 1
Ranked teams anywhere			Won 2
Home			Lost 1
Home ACC			Lost 1
Home non-conference			Won 6
Home unranked non-conference			Won 25
Home ranked teams			Lost 1
Home unranked teams			Lost 1
Road			Won 3
Road ACC			Won 3
Road ranked teams			Lost 3
Road unranked teams			Won 3
Neutral			Won 2
Neutral ranked teams			Won 2
Neutral unranked teams			Won 5
Consecutive Made Free Throws			
	<i>Career</i>	<i>Season</i>	<i>Active</i>
	<i>Long*</i>	<i>Long</i>	
Jared McCain	13	13	5
Kyle Filipowski	10	9	4
Ryan Young	19	7	4
Jaylen Blakes	5	5	4
TJ Power	4	4	4
Jeremy Roach	20	20	3
Mark Mitchell	13	12	3
Sean Stewart	2	2	2
Caleb Foster	8	8	1
Tyrese Proctor	17	11	--
Christian Reeves	3	1	--
Jaden Schutt	1	--	1
Spencer Hubbard	1	--	--
<i>*Duke career only</i>			
Consecutive Games Played with 3-Point Field Goal			
	<i>Career</i>	<i>Season</i>	<i>Active</i>
	<i>Long</i>	<i>Long</i>	
Jeremy Roach	6	6	5
Kyle Filipowski	8	4	5
Tyrese Proctor	12	7	4
Jared McCain	7	7	2
Caleb Foster	4	4	--
TJ Power	3	3	--
Jaylen Blakes	3	1	--
Mark Mitchell	3	1	--
Jaden Schutt	2	--	--
Ryan Young	> 2	--	--
> includes previous school			
Games Played			
	<i>2023-24</i>	<i>Career</i>	
Ryan Young	18 (14-4)	> 140 (74-66)	
Jaylen Blakes	18 (14-4)	71 (57-14)	
Kyle Filipowski	18 (14-4)	54 (41-13)	
Jared McCain	18 (14-4)	18 (14-4)	
Caleb Foster	18 (14-4)	18 (14-4)	
Jeremy Roach	17 (14-3)	112 (83-29)	
Tyrese Proctor	15 (11-4)	52 (39-13)	
Mark Mitchell	15 (12-3)	50 (39-11)	
Sean Stewart	15 (11-4)	15 (11-4)	
TJ Power	14 (11-3)	14 (11-3)	
Neal Begovich	5 (5-0)	> 20 (16-4)	
Spencer Hubbard	5 (5-0)	11 (11-0)	
Christian Reeves	3 (2-1)	16 (12-4)	
Jaden Schutt	--	14 (11-3)	
Stanley Borden	--	2 (2-0)	
> includes previous school			
Record in such games in ()			
Starts			
	<i>Consecutive</i>	<i>Career</i>	
Kyle Filipowski	54	54 (41-13)	
Jared McCain	18	18 (14-4)	
Caleb Foster	10	10 (9-1)	
Jeremy Roach	1	92 (70-22)	
Mark Mitchell	1	49 (39-10)	
Tyrese Proctor	--	44 (32-12)	
Jaylen Blakes	--	3 (1-2)	
Ryan Young	--	> 48 (15-33)	
> includes previous school			
Record in such games in ()			

SEASON / CAREER TOTALS		
	<i>2023-24</i>	<i>Career</i>
Double Figure Scoring Games		
Kyle Filipowski	16	47 (38-9)
Jeremy Roach	12	61 (47-14)
Mark Mitchell	11	27 (25-2)
Jared McCain	11	11 (10-1)
Tyrese Proctor	8	26 (20-6)
Caleb Foster	6	6 (4-2)
Jaylen Blakes	2	4 (3-1)
Ryan Young	1	> 43 (21-22)
Sean Stewart	1	1 (1-0)
20+ Point Games		
Kyle Filipowski	7	13 (10-3)
Mark Mitchell	4	4 (4-0)
Jared McCain	4	4 (3-1)
Jeremy Roach	2	10 (7-3)
Tyrese Proctor	2	2 (2-0)
Ryan Young	--	> 4 (4-0)
30+ Point Games		
Kyle Filipowski	1	1 (1-0)
10+ Rebound Games		
Kyle Filipowski	8	24 (20-4)
Mark Mitchell	2	2 (2-0)
Jared McCain	2	2 (1-1)
Sean Stewart	1	1 (1-0)
Ryan Young	--	> 8 (6-2)
Tyrese Proctor	--	1 (1-0)
Double-Doubles		
Kyle Filipowski	7	23 (19-4)
Mark Mitchell	2	2 (2-0)
Jared McCain	1	1 (1-0)
Sean Stewart	1	1 (1-0)
Ryan Young	--	> 5 (4-1)
Tyrese Proctor	--	2 (2-0)
Jeremy Roach	--	1 (1-0)
20-10 Games		
Kyle Filipowski	5	9 (7-2)
Mark Mitchell	2	2 (2-0)
Ryan Young	--	> 2 (2-0)
3+ Steal Games		
Jaylen Blakes	2	3 (2-1)
Jared McCain	2	2 (1-1)
Kyle Filipowski	1	7 (6-1)
Jeremy Roach	1	5 (4-1)
Sean Stewart	1	1 (1-0)
Caleb Foster	1	1 (0-1)
Ryan Young	--	> 2 (1-1)
3+ Three-Point Field Goal Games		
Jared McCain	7	7 (6-1)
Kyle Filipowski	5	8 (5-3)
Jeremy Roach	3	13 (11-2)
Tyrese Proctor	3	7 (8-0)
Caleb Foster	2	2 (1-1)
Jaylen Blakes	1	3 (2-1)
TJ Power	1	1 (1-0)
Jaden Schutt	--	1 (1-0)
Scoring Leaders		
Kyle Filipowski	7	23 (17-6)
Jared McCain	4	4 (3-1)
Mark Mitchell	3	5 (5-0)
Tyrese Proctor	2	5 (3-2)
Caleb Foster	1	1 (1-0)
Jeremy Roach	1	15 (11-4)
Jaylen Blakes	--	2 (1-1)
Ryan Young	--	2 (2-0)
Rebounding Leaders		
Kyle Filipowski	12	34 (24-10)
Mark Mitchell	2	4 (4-0)
Jared McCain	2	2 (1-1)
Ryan Young	1	8 (6-2)
Sean Stewart	1	1 (1-0)
Caleb Foster	1	1 (0-1)
Tyrese Proctor	--	3 (2-1)
Jeremy Roach	--	1 (1-0)
Assist Leaders		
Kyle Filipowski	8	9 (8-1)
Tyrese Proctor	7	24 (19-5)
Jeremy Roach	4	31 (23-8)
Caleb Foster	3	3 (3-0)
Jared McCain	2	2 (0-2)
Jaylen Blakes	--	5 (3-2)
Mark Mitchell	--	2 (1-1)
Ryan Young	--	2 (1-1)
Record in such games in ()		
> includes previous school		

HONORS & AWARDS					
Kyle Filipowski					
Preseason ACC Player of the Year					
Preseason First Team All-ACC					
Preseason First Team All-America (Associated Press)					
Preseason First Team All-America (Blue Ribbon)					
Preseason First Team All-America (Sporting News)					
NABC Division I Player of the Year -- Preseason Watch List					
Karl Malone Power Forward of the Year -- Preseason Watch List					
Naismith Trophy -- Preseason Watch List					
Wooden Award -- Preseason Top 50					
Wooden Award -- Midseason Top 25					
ACC Player of the Week (12/18)					
Lute Olson National Player of the Week (1/15)					
Tyrese Proctor					
Preseason Second Team All-ACC					
NABC Division I Player of the Year -- Preseason Watch List					
Bob Cousy Point Guard of the Year -- Preseason Watch List					
Naismith Trophy -- Preseason Watch List					
Wooden Award -- Preseason Top 50					
Team Captain					
Jeremy Roach					
Jerry West Shooting Guard of the Year -- Preseason Watch List					
Wooden Award -- Preseason Top 50					
Team Captain					
Mark Mitchell					
Julius Erving Small Forward of the Year -- Preseason Watch List					
CAREER DOUBLE-DOUBLES (BY DATE)					
<i>Player (No.)</i>	<i>Date</i>	<i>Opponent</i>	<i>Pts</i>	<i>R/A/B/S</i>	
@Ryan Young (1)	11/22/19	Norfolk St.	19	12	
@Ryan Young (2)	12/15/19	SIU-Edwards.	25	12	
@Ryan Young (3)	12/21/19	DePaul	11	11	
Kyle Filipowski (1)	11/7/22	Jacksonville	10	12	
Kyle Filipowski (2)	11/11/22	USC Upstate	15	10	
Kyle Filipowski (3)	11/15/22	Kansas	17	14	
Tyrese Proctor (1)	11/18/22	Delaware	13	10	
Kyle Filipowski (4)	11/24/22	Oregon St.	19	14	
Ryan Young (4)	11/24/22	Oregon St.	11	15	
Kyle Filipowski (5)	12/3/22	Boston Coll.	13	10	
Kyle Filipowski (6)	12/6/22	Iowa	12	10	
Ryan Young (5)	12/31/22	Fla. St.	20	12	
Kyle Filipowski (7)	1/11/23	Pitt	28	15	
Kyle Filipowski (8)	1/14/23	Clemson	18	14	
Kyle Filipowski (9)	1/21/23	Miami	17	14	
Kyle Filipowski (10)	1/23/23	Va Tech	29	10	
Kyle Filipowski (11)	1/31/23	Wake	16	11	
Kyle Filipowski (12)	2/18/23	Syracuse	14	12	
Jeremy Roach (1)	2/25/23	Va Tech	19	11-a	
Kyle Filipowski (13)	2/28/23	NC State	11	14	
Kyle Filipowski (14)	3/2/23	N Carolina	22	13	
Tyrese Proctor (2)	3/10/23	Pitt	11	10-a	
Kyle Filipowski (15)	3/10/23	Miami	17	11	
Kyle Filipowski (16)	3/11/23	Virginia	20	10	
Jared McCain (1)	11/17/23	Bucknell	17	10	
Sean Stewart (1)	11/21/23	La Salle	16	10	
Kyle Filipowski (17)	11/24/23	Southern Indiana	21	14	
Kyle Filipowski (18)	11/29/23	Arkansas	26	10	
Kyle Filipowski (19)	12/12/23	Hofstra	28	12	
Kyle Filipowski (20)	12/20/23	Baylor	13	10	
Mark Mitchell (1)	1/6/24	Notre Dame	23	14	
Kyle Filipowski (21)	1/9/24	Pittsburgh	26	10	
Kyle Filipowski (22)	1/13/24	Georgia Tech	30	13	
Kyle Filipowski (23)	1/23/24	Louisville	17	15	
Mark Mitchell (2)	1/23/24	Louisville	20	12	
bold - this season					
@ while playing at Northwestern					
Double-doubles are points-rebounds, unless noted					

DUKE IN THE ASSOCIATED PRESS POLL

DUKE'S AP POLL HISTORY

Total Polls Ranked	884 (70%)
Top 10 Rankings	724 (57%)
Top 5 Rankings	434 (34%)
No. 1 Rankings	145 (12%)
Longest Consecutive Polls Ranked	200 ¹
Current Streak	14

¹ - Duke was ranked in 200 consecutive polls from 1997-07, the third-longest streak in college basketball history.

YEARS RANKED

Total Years	63
Consecutive Years	41
Current Streak	41

FINAL POLL

Total Polls	51 (68%)
Top 10	39 (53%)
Top 5	17 (23%)
High Rank	1 (eight times)

NO. 1 RANKING

Total Weeks	145
Most No. 1 Weeks in Succession	18 (1992)

DUKE IN THE POLLS | 2023-24 SEASON

Date	AP	Coaches
Preseason	2	3
Week 2	9	9
Week 3	9	9
Week 4	7	7
Week 5	22	21
Week 6	21	19
Week 7	21	19
Week 8	16	15
Week 9	14	13
Week 10	11	11
Week 11	7	6
Week 12	12	12
Week 13		
Week 14		
Week 15		
Week 16		
Week 17		
Week 18		
Final		

DUKE IN TOP 10 / TOP 25 CHARTS

CONSECUTIVE WEEKS IN AP TOP 25 RANKINGS | ALL-TIME

1. Kansas	231 (2009-20)
2. UCLA	221 (1967-80)
3. Duke	200 (1997-07)
4. North Carolina	172 (1991-00)
5. North Carolina	171 (1973-83)
6. Duke	167 (2008-16)
7. Marquette	166 (1970-80)
8. Kentucky	164 (1991-00)
9. Kansas	145 (1991-99)
10. Duke	143 (1987-95)

» The Blue Devils have been in 501 of the last 521 polls

CONSECUTIVE AP TOP-10 RANKINGS | ACC

1. Duke	122 (11/26/07-1/6/14)
2. Duke	75 (12/26/61-12/6/66)
3. Duke	69 (1/22/91-12/26/94)
4. Maryland	68 (11/25/72-3/2/76)
5. Duke	67 (12/20/99-3/3/03)

CONSECUTIVE AP TOP-10 RANKINGS | NCAA

1. UCLA	155 (11/15/66-1/20/76)
2. Duke	122 (11/26/07-1/6/14)
3. Kentucky	91 (3/14/94-2/15/99)
4. Gonzaga	84 (2/12/18-11/28/22)
5. Kansas	76 (11/21/94-12/7/98)
6. Duke	75 (12/26/61-12/6/66)
7. Duke	69 (1/22/91-12/26/94)
8. Maryland	68 (11/25/72-3/2/76)
9. Duke	67 (12/20/99-3/3/03)
10. Marquette	66 (2/17/70-2/26/74)

All charts though Jan. 25, 2024

TOP 25 FACTS & RECORDS

Rank	Total Weeks Ranked	Last Time	Games	Record as Rank	Pct.	Record vs. Rank	Pct.
No. 1	145	11/29/2021	284	243-41	.856	10-21	.323
No. 2	90	Pre 2023-24	166	142-24	.855	18-28	.391
No. 3	76	12/6/2021	148	121-27	.818	17-24	.415
No. 4	59	2/28/2022	112	94-18	.839	13-20	.394
No. 5	64	11/22/2021	131	100-31	.763	12-22	.353
No. 6	73	1/17/2022	156	122-34	.782	18-11	.621
No. 7	69	1/15/2024	137	102-35	.745	18-16	.529
No. 8	59	11/21/2022	103	84-19	.816	12-22	.353
No. 9	47	11/20/2023	96	75-21	.781	15-15	.500
No. 10	43	12/7/2020	58	42-16	.724	13-7	.650
No. 11	19	1/8/2024	33	24-9	.727	17-14	.548
No. 12	19	1/22/2024	33	26-7	.788	15-7	.682
No. 13	15	12/19/2007	32	28-4	.875	19-10	.655
No. 14	17	1/1/2024	34	26-8	.765	20-8	.714
No. 15	14	12/5/2022	28	22-6	.786	14-9	.609
No. 16	14	12/25/2023	24	13-11	.542	11-6	.647
No. 17	19	12/26/2022	34	22-12	.647	14-10	.583
No. 18	11	2/6/2017	21	14-7	.667	11-10	.524
No. 19	11	1/11/2021	19	9-10	.474	13-7	.650
No. 20	9	12/28/2020	12	10-2	.833	11-13	.458
No. 21	8	12/18/2023	13	12-1	.923	8-2	.800
No. 22	1	12/4/2023	1	1-0	1.000	7-3	.700
No. 23	1	1/13/2014	2	2-0	1.000	9-2	.818
No. 24	2	1/9/2023	3	1-2	.333	8-3	.727
No. 25	0	Never	-	0-0	.000	4-1	.800
Totals	884	1/22/2024	1,680	1,335-345	.795	327-291	.529

DUKE AT NO. 1 CHARTS

END OF SEASON NO. 1 RANKINGS | ALL-TIME

1. Kentucky	10
2. Duke	8
UCLA	8
4. North Carolina	6
5. Kansas	4
Ohio State	4

END OF SEASON NO. 1 RANKINGS | SINCE 1986

1. Duke	8
2. Kansas	4
3. Kentucky	3
North Carolina	3
Gonzaga	3
6. Ohio State	2
UNLV	2

WEEKS RANKED NO. 1 | ALL-TIME

1. Duke	145
2. UCLA	134
3. Kentucky	125
4. North Carolina	113
5. Kansas	77
6. Indiana	54
7. Cincinnati	45
8. Gonzaga	42
9. Arizona	39
10. Ohio State	37

WEEKS RANKED NO. 1 | ACC SCHOOLS

1. Duke	145
2. North Carolina	113
3. Virginia	17
4. NC State	13
5. Syracuse*	3
Wake Forest	3
7. Louisville*	2
8. Georgia Tech	1

* as ACC member

WEEKS RANKED NO. 1 | SINCE 1985 (NCAA TOURNEY EXPANSION)

1. Duke	127
2. North Carolina	72
3. Kansas	68
4. Kentucky	48
5. Gonzaga	42

WEEKS RANKED NO. 1 | SINCE 2001 (THIS CENTURY)

1. Duke	74
2. Gonzaga	42
Kansas	42
4. Kentucky	38
5. North Carolina	34

GAMES RANKED NO. 1 | ALL-TIME (SINCE 1949)

1. Duke	284 (243-41)
2. UCLA	257 (242-15)
3. Kentucky	233 (203-30)
4. North Carolina	223 (190-33)
5. Kansas	132 (111-21)
6. Indiana	98 (88-10)
7. Cincinnati	79 (71-8)
8. Ohio State	77 (71-6)
9. Gonzaga	74 (66-8)
10. UNLV	72 (66-6)

GAMES RANKED NO. 1 | SINCE 1998

1. Duke	182 (153-29)
2. North Carolina	84 (71-13)
3. Kentucky	81 (72-9)
4. Gonzaga	74 (66-8)
5. Kansas	70 (59-11)
6. Connecticut	50 (42-8)
7. Arizona	39 (33-6)
8. Villanova	34 (28-6)
9. Florida	32 (26-6)
Illinois	32 (30-2)

CONSECUTIVE SEASONS RANKED NO. 1 | NCAA

1. UCLA	12 (1964-75)
2. Duke	7 (1998-04)
3. Kansas	5 (1993-97)
4. Duke	4 (2017-20)
Kentucky	4 (2014-17)
6. Duke	3 (1992-94)
North Carolina	3 (1957-59)
North Carolina	3 (1982-84)
North Carolina	3 (1986-88)
North Carolina	3 (1993-95)
North Carolina	3 (2007-09)
Villanova	3 (2016-18)

All charts though Jan. 25, 2024

2023-24 Season

- » A graduate transfer to Duke after a four-year playing career at Stanford
- » Earned his economics degree from Stanford and is pursuing his Master of Management Studies graduate degree from Duke's Fuqua School of Business
- » Made his Duke debut against Dartmouth, playing two minutes and grabbing one rebound
- » Logged a season-high four minutes against Bucknell (11/17), reeling in one rebound

Before Duke

- » Appeared in a total of 15 games for the Cardinal, including two starts
- » Shot 6-of-14 (.429) from the field at Stanford

Personal

- » His older brothers, Daniel and Joseph, both played basketball at Stanford
- » Joins Daniel in Durham, who is in his second year as a graduate assistant for the Blue Devils

LAST FIVE GAME STATS

Date	Opponent	Start	FG	Pct.	3FG	Pct.	FT	Pct.	Reb	PF	Pts	Ast	TO	Blk	Stl	Min
1/6	at Notre Dame		dnp	(coach's decision)												
1/9	at Pittsburgh		dnp	(coach's decision)												
1/13	Georgia Tech		dnp	(coach's decision)												
1/20	Pittsburgh		dnp	(coach's decision)												
1/23	at Louisville		dnp	(coach's decision)												

CAREER HIGHS

SEASON HIGHS

3 at N.C. A&T (12/6/20)	Points	--
3 vs. Washington (2/26/23)	Rebounds	1, 3x, last vs. Queens (12/30/23)
2 vs. Green Bay (12/16/22)	Assists	--
1 vs. Green Bay (12/16/22)	Steals	--
1 at Oregon State (3/2/23)	Blocks	--
1, 6x, last vs. Green Bay (12/16/22)	FG Made	--
1 at N.C. A&T (12/6/20)	3FG Made	--
2 at Oregon State (3/2/23)	FT Made	--
6 vs. Washington (2/26/23)	Minutes	4 vs. Bucknell (11/17/23)

Career Statistics

Season	GP-GS	Min	FG-FGA	Pct.	3PT-A	Pct.	FT-FTA	Pct.	Reb	Avg.	PF-DQ	Ast	TO	Blk	Stl	Pts	Avg
2020-21	3-0	7	3-3	1.000	1-1	1.000	0-0	.000	1	0.3	0-0	0	0	0	0	7	2.3
2021-22	4-0	11	1-2	.500	0-1	.000	0-0	.000	1	0.3	2-0	0	0	0	0	2	0.5
2022-23	8-2	28	2-9	.222	0-4	.000	3-5	.600	9	1.1	4-0	2	1	1	1	7	0.9
2023-24	5-0	10	0-2	.000	0-2	.000	0-0	.000	3	0.6	0-0	0	0	0	0	0	0.0
Totals	20-2	56	6-16	.375	1-8	.125	3-5	.600	14	0.7	6-0	2	1	1	1	16	0.8

PRODUCTION

	Season	Career
Double-figure points	--	--
Double-doubles	--	--
20-point games	--	--
Dunks	--	--
5+ rebounds	--	--
3+ assists	--	--
2+ steals	--	--
Three-point plays	--	--

2023-24 Season

- » Played 18 minutes versus UNC Pembroke, scoring four points while logging two assists and a rebound
- » One of four Blue Devils in double-digits vs. Dartmouth, scoring 10 points on 3-for-3 shooting while grabbing two rebounds and swiping a team-high three steals
- » Turned in a perfect shooting performance against Charlotte, shooting 5-of-5 from the field, including 3-of-3 from deep and 2-2 from the charity stripe -- scoring a season-high 15 total points
- » Averaged 18.7 minutes and 6.4 points per game across three contests while helping fill in with Tyrese Proctor out due to injury
- » Three steals and two assists in pivotal 15 minutes of action against Syracuse (1/2)
- » Made his first start of the season versus Pittsburgh (1/20)

Career

- » Two-time letterwinner for the Blue Devils
- » Has played in a total of 65 games, including two starts as a sophomore
- » Averaged career highs in minutes, points and rebounds during his sophomore season
- » One of six Duke student-athletes that participated in the ACC's 2023 Unity Tour in Washington, D.C.
- » Competed for USA East Coast Basketball in the summer of 2022 on an overseas tour in Barcelona with other U.S. collegiate players

Personal

- » Chose Duke over Texas, Georgetown and Stanford, among others
- » Former Blue Devil and NBA All-Star Luol Deng played for Blair Academy in 2003

LAST FIVE GAME STATS

Date	Opponent	Start	FG	Pct.	3FG	Pct.	FT	Pct.	Reb	PF	Pts	Ast	TO	Blk	Stl	Min
1/6	at Notre Dame		1-2	.500	1-2	.500	0-0	.000	0-0-0	1	3	0	1	0	1	8
1/9	at Pittsburgh		0-1	.000	0-1	.000	0-0	.000	0-1-1	3	0	0	0	0	1	10
1/13	Georgia Tech		0-1	.000	0-1	.000	0-0	.000	0-1-1	1	0	1	1	1	0	9
1/20	Pittsburgh	*	0-0	.000	0-0	.000	2-2	1.000	0-0-0	4	2	0	0	0	1	13
1/23	at Louisville		0-0	.000	0-0	.000	0-0	.000	0-0-0	2	0	0	0	0	0	6

CAREER HIGHS

SEASON HIGHS

17, 2x, last vs. Florida State (12/31/22)	Points	15 vs. Charlotte (12/9/23)
5 at Clemson (1/14/23)	Rebounds	3, 3x, last vs. Queens (12/30/23)
5 vs. Boston College (12/3/22)	Assists	2, 3x, last vs. Syracuse (1/2/24)
3, 3x, last vs. Syracuse (1/2/24)	Steals	3, 2x, last vs. Syracuse (1/2/24)
2 vs. Dartmouth (11/6/23)	Blocks	2 vs. Dartmouth (11/6/23)
6, 2x, vs. Florida State (12/31/22)	FG Made	5 vs. Charlotte (12/9/23)
4 vs. Florida State (12/31/22)	3FG Made	3 vs. Charlotte (12/9/23)
3, 5x, last vs. Dartmouth (11/6/23)	FT Made	3 vs. Dartmouth (11/6/23)
30 vs. Florida State (12/31/22)	Minutes	21 vs. Charlotte (12/9/23)

Career Statistics

Season	GP-GS	Min	FG-FGA	Pct.	3PT-A	Pct.	FT-FTA	Pct.	Reb	Avg.	PF-DQ	Ast	TO	Blk	Stl	Pts	Avg
2021-22	21-0	93	8-28	.286	5-17	.294	0-1	.000	15	0.7	10-0	11	8	0	4	21	1.0
2022-23	32-2	421	33-93	.355	15-44	.341	24-37	.649	46	1.4	42-1	39	19	5	18	105	3.3
2023-24	18-1	211	16-33	.485	5-15	.333	9-10	.900	18	1.0	22-0	11	6	5	13	46	2.6
Totals	71-3	724	57-154	.370	25-76	.329	33-48	.688	79	1.1	74-1	61	33	10	35	172	2.4

Career ACC Regular Season Statistics

Season	GP-GS	Min	FG-FGA	Pct.	3PT-A	Pct.	FT-FTA	Pct.	Reb	Avg.	PF-DQ	Ast	TO	Blk	Stl	Pts	Avg
2021-22	10-0	22	2-8	.250	1-6	.167	0-1	.000	3	0.3	5-0	2	1	0	1	5	0.5
2022-23	17-2	213	18-46	.391	8-21	.381	9-13	.692	21	1.2	26-1	20	11	3	9	53	3.1
2023-24	7-1	71	2-10	.200	1-6	.167	4-4	1.000	4	0.6	12-0	3	2	3	7	9	1.3
Totals	34-3	306	22-64	.344	10-33	.303	13-18	.722	27	0.8	43-1	25	14	6	17	67	2.0

PRODUCTION

	Season	Career
Double-figure points	2	4
Double-doubles	--	--
20-point games	--	--
Dunks	1	4
5+ rebounds	--	1
3+ assists	--	3
2+ steals	2	7
Three-point plays	1	4
Four-point plays	--	--

#52 • STANLEY BORDEN

C • 7-0 • 240 • Jr. • Istanbul, Turkey • Istanbul Int'l Comm. School

2022-23 Season

- Made season debut against USC Upstate (11/11), grabbing a defensive rebound in two minutes of action

Career

- Played for the Portuguese U20 National Team during the FIBA European Group A Challenger in the summer of 2021, averaging 7.6 points, 6.2 rebounds, 1.2 assists and 1.0 steals
- Member of the Besiktas J.K. U18 team for two seasons
- As a freshman, led his high school varsity team to its first CEESA (Central-Eastern European Schools Association) Division A Championship

Personal

- Also played tennis in high school
- Joined the Duke men's basketball team as a walk-on in September 2021
- His grandfather, Stanley Borden, played basketball at Mississippi State
- Holds dual citizenship in Portugal and played for the Portuguese U20 National Team

LAST FIVE GAME STATS

Date	Opponent	Start	FG	Pct.	3FG	Pct.	FT	Pct.	Reb	PF	Pts	Ast	TO	Blk	Stl	Min
1/6	at Notre Dame	dnp	(coach's decision)													
1/9	at Pittsburgh	dnp	(coach's decision)													
1/13	Georgia Tech	dnp	(coach's decision)													
1/20	Pittsburgh	dnp	(coach's decision)													
1/23	at Louisville	dnp	(coach's decision)													

CAREER HIGHS

	Points	
--	Rebounds	--
1, 2x, last vs. USC Upstate (11/11/21)	Assists	--
--	Steals	--
--	FG Made	--
--	3FG Made	--
--	FT Made	--
2, vs. USC Upstate (11/11/22)	Minutes	--

SEASON HIGHS

Career Statistics

Season	GP-GS	Min	FG-FGA	Pct.	3PT-A	Pct.	FT-FTA	Pct.	Reb	Avg.	PF-DQ	Ast	TO	Blk	Stl	Pts	Avg
2021-22	1-0	1	0-0	.000	0-0	.000	0-0	.000	1	1.0	0-0	0	0	0	0	0	0.0
2022-23	1-0	2	0-0	.000	0-0	.000	0-0	.000	1	1.0	0-0	0	0	0	0	0	0.0
Totals	2-0	3	0-0	.000	0-0	.000	0-0	.000	2	1.0	0-0	0	0	0	0	0	0.0

PRODUCTION

	Season	Career
Double-figure points	--	--
Double-doubles	--	--
20-point games	--	--
Dunks	--	--
5+ rebounds	--	--
2+ blocks	--	--
2+ steals	--	--
Three-point plays	--	--

#30 • KYLE FILIPOWSKI

fill-uh-POW-ski

C • 7-0 • 248 • So. • Westtown, N.Y. • Wilbraham & Monson Academy [Mass.]

2023-24 Season

- ACC Preseason Player of the Year, AP Preseason All-America, Sporting News Preseason First Team All-America, ACC Preseason First Team All-ACC
- Through 18 games as a sophomore, Filipowski is on pace to improve in nearly all statistical categories, including already surpassing his freshman block total and is one assist shy from his 2022-23 tally
- 25 points in season opener against Dartmouth -- 22nd Blue Devil to score 25+ in the first game of a season. Shot 10-of-12 (.833) from the field against Dartmouth -- the fourth-best shooting percentage by a Blue Devil with at least 10 shots in a season opener
- Finished with 28 points, 12 rebounds and eight assists versus Hofstra -- the first Blue Devil ever with that stat line and just the 10th with at least 25/10/5
- Scored 19 points in just 22 minutes versus Queens (12/30), shooting 8-of-10 (.800) from the field
- Shot 11-of-12 (.917) from the field at Pittsburgh (1/9), including 4-of-4 from deep, en route to 26 points. Added 10 rebounds for his fifth double-double of the season
- The 91.7% from the field marked the best shooting percentage by a Blue Devil with at least 10 attempts since Zion Williamson finished 13-of-13 vs. Syracuse (3/14/19)
- Set a season-high, and matched his career-high, with 15 boards at Louisville (1/23), adding 17 points and dishing five assists

Career

- ACC Rookie of the Year, All-ACC Second Team, ACC Tournament MVP, Honorable Mention All-America, Kyle Macy Freshman of the Year following the 2022-23 season
- ACC Player of the Week (12/18), National Player of the Week (CollegeInsider.com) on Jan. 15, 2024
- First player in ACC history to open a season with four consecutive Rookie of the Week honors
- Scored in double-figures in 31 games as a freshman, including in each of the first 12 games

High School

- Ranked as the No. 10 overall player and No. 2 at his position in ESPN 100's class of 2022 rankings
- Named the Massachusetts Boys Basketball Gatorade Player of the Year as a junior in 2020-21
- Named to the 2021 USA Basketball 3x3 U18 World Cup, where he led the Americans to the gold medal
- Led Wilbraham & Monson to the 2020 New England Prep School championship and was named tournament MVP
- Held a 4.02 cumulative GPA in high school and received Magna Cum Laude Award for Academic Excellence
- Wearing No. 30 at Duke -- selecting that number as it is the number worn by head coach Jon Scheyer when he played at Duke

Personal

- Father, Dave, played on the men's basketball team at Slippery Rock University from 1979-81
- Mother, Becky, played on the women's basketball team at Long Beach State from 1982-84
- Twin brother, Matthew, is a member of the Harvard men's basketball team

Career Statistics

Season	GP-GS	Min	FG-FGA	Pct.	3PT-A	Pct.	FT-FTA	Pct.	Reb	Avg.	PF-DQ	Ast	TO	Blk	Stl	Pts	Avg
2022-23	36-36	1047	189-429	.441	35-124	.282	130-170	.765	322	8.9	93-2	56	89	26	47	543	15.1
2023-24	18-18	548	119-235	.506	25-63	.397	64-92	.696	162	9.0	47-0	55	35	33	22	327	18.2
Totals	54-54	1595	308-664	.464	60-187	.321	194-262	.740	484	9.0	140-2	111	124	59	69	870	16.1

Career ACC Regular Season Statistics

Season	GP-GS	Min	FG-FGA	Pct.	3PT-A	Pct.	FT-FTA	Pct.	Reb	Avg.	PF-DQ	Ast	TO	Blk	Stl	Pts	Avg
2022-23	20-20	600	101-241	.419	16-66	.242	82-107	.766	184	9.2	54-1	32	57	17	21	300	15.0
2023-24	7-7	237	43-90	.478	13-28	.464	24-37	.649	65	9.3	16-0	24	15	13	6	123	17.6
Totals	27-27	837	144-331	.435	29-94	.309	106-144	.736	249	9.2	70-1	56	72	30	27	423	15.7

LAST FIVE GAME STATS

Date	Opponent	Start	FG	Pct.	3FG	Pct.	FT	Pct.	Reb	PF	Pts	Ast	TO	Blk	Stl	Min
1/6	at Notre Dame	*	2-12	.167	1-4	.250	2-5	.400	1-5-6	2	7	4	1	3	0	36
1/9	at Pittsburgh	*	11-12	.917	4-4	1.000	0-0	.000	4-6-10	1	26	1	5	1	0	30
1/13	Georgia Tech	*	10-24	.417	4-5	.800	6-11	.545	7-6-13	2	30	4	0	2	2	37
1/20	Pittsburgh	*	5-10	.500	3-6	.500	6-7	.857	0-5-5	3	19	2	5	1	1	36
1/23	at Louisville	*	6-16	.375	1-6	.167	4-6	.667	4-11-15	4	17	5	3	1	1	36

CAREER HIGHS

	Points	
30 vs. Georgia Tech (1/13/24)	Rebounds	30 vs. Georgia Tech (1/13/24)
15, 3x, last at Louisville (1/23/24)	Assists	15 at Louisville (1/23/24)
8 vs. Hofstra (12/12/23)	Steals	8 vs. Hofstra (12/12/23)
4, 2x, last vs. Oral Roberts (3/16/23)	Blocks	3, 2x, last vs. Queens (12/30/23)
5 vs. Queens (12/30/23)	FG Made	5 vs. Queens (12/30/23)
11 at Pittsburgh (1/9/24)	3FG Made	11 at Pittsburgh (1/9/24)
4, 5x, last vs. Georgia Tech (1/13/24)	FT Made	4, 3x, last vs. Georgia Tech (1/13/24)
11 vs. Pittsburgh (1/11/23)	Minutes	7 at Arkansas (11/29/23)
38, 2x, last vs. Tennessee (3/18/23)		37 vs. Georgia Tech (1/13/24)

SEASON HIGHS

PRODUCTION

	Season	Career
Double-figure points	16	47
Double-doubles	7	23
20-point games	7	13
30-point games	1	1
Dunks	12	32
3+ 3-point field goals	5	8
5+ rebounds	17	50
3+ assists	11	16
2+ steals	6	18
2+ blocks	8	14
Three-point plays	8	23

#1 • CALEB FOSTER

G • 6-5 • 197 • Fr. • Harrisburg, N.C. • Notre Dame [Calif.]

2023-24 Season

- » Scored double-figures in his Duke debut, logging 15 points on 6-of-10 shooting against Dartmouth
- » Burst onto the scene with an 18-point performance versus Michigan State in the Champions Classic (11/14), connecting on four three-pointers
- » 17th Duke freshman all-time to shoot .800 or better from three with at least five attempts and first since AJ Griffin during the 2021-22 season
- » Played a career-high 36 minutes in place of an injured Tyrese Proctor vs. Georgia Tech (12/2), scoring 12 points on 5-of-8 shooting
- » Career-high seven assists at Pittsburgh (1/7) while also scoring eight points and two rebounds
- » Led the team in rebounds, assists and steals versus Pittsburgh (1/20), including career-highs for boards (6) and steals (3)

High School

- » Rated by 247Sports with five stars as the No. 22 player nationally, the No. 4 combo guard and the No. 3 player from the state of California
- » Rated by ESPN with five stars as the No. 24 player nationally, the No. 7 point guard and the No. 4 player from the state of California
- » Transferred from Oak Hill Academy in Virginia to Notre Dame High School in California for his senior season
- » Named MaxPreps California Player of the Year following his senior season after averaging 21.4 points, 6.8 rebounds and 3.9 assists per game
- » Played for Team Thad (Tenn.) on the Nike EYBL circuit
- » Averaged 28.3 points, 5.7 rebounds and 4.7 assists a game in the final EYBL session in Kansas City in the summer of 2022
- » Was a force at the 2022 Nike Peach Jam, averaging 25.2 points, shooting .444 from the three-point line with 4.7 assists a game
- » Also had offers from Illinois, Stanford and Louisville among others

Personal

- » Son of Nickey and Yvonne Foster
- » Has a brother, Jordan Marsh, and three sisters - Ivy, Candace and Jasmine

Career Statistics

Season	GP-GS	Min	FG-FGA	Pct.	3PT-A	Pct.	FT-FTA	Pct.	Reb	Avg.	PF-DQ	Ass	TO	Blk	Stl	Pts	Avg
2023-24	18-10	471	52-117	.444	18-45	.400	23-36	.639	43	2.4	33-0	41	20	2	12	145	8.1
Totals	18-10	471	52-117	.444	18-45	.400	23-36	.639	43	2.4	33-0	41	20	2	12	145	8.1

Career ACC Regular Season Statistics

Season	GP-GS	Min	FG-FGA	Pct.	3PT-A	Pct.	FT-FTA	Pct.	Reb	Avg.	PF-DQ	Ass	TO	Blk	Stl	Pts	Avg
2023-24	7-6	198	15-37	.405	8-15	.533	6-11	.545	14	2.0	16-0	21	7	1	10	44	6.3
Totals	7-6	198	15-37	.405	8-15	.533	6-11	.545	14	2.0	16-0	21	7	1	10	44	6.3

LAST FIVE GAME STATS

Date	Opponent	Start	FG	Pct.	3FG	Pct.	FT	Pct.	Reb	PF	Pts	Ass	TO	Blk	Stl	Min
1/6	at Notre Dame	*	1-4	.250	1-1	1.000	0-1	.000	0-0-0	2	3	0	0	0	2	25
1/9	at Pittsburgh	*	3-6	.500	2-3	.667	0-0	.000	0-2-2	3	8	7	2	0	0	26
1/13	Georgia Tech	*	1-3	.333	1-3	.333	0-0	.000	0-2-2	4	3	4	0	0	1	28
1/20	Pittsburgh	*	4-9	.444	3-5	.600	5-6	.833	1-5-6	3	16	5	1	0	3	35
1/23	at Louisville	*	0-2	.000	0-0	.000	0-0	.000	1-1-2	2	0	2	2	0	0	27

CAREER HIGHS

18 vs. Michigan State (11/14/23)
6 vs. Pittsburgh (1/20/24)
7 at Pittsburgh (1/9/24)
3 vs. Pittsburgh (1/20/24)
1, 2x, last at Georgia Tech (12/2/23)
7 vs. Michigan State (11/14/23)
4 vs. Michigan State (11/14/23)
5 vs. Pittsburgh (1/20/24)
36 at Georgia Tech (12/2/23)

SEASON HIGHS

18 vs. Michigan State (11/14/23)
6 vs. Pittsburgh (1/20/24)
7 at Pittsburgh (1/9/24)
3 vs. Pittsburgh (1/20/24)
1, 2x, last at Georgia Tech (12/2/23)
7 vs. Michigan State (11/14/23)
4 vs. Michigan State (11/14/23)
5 vs. Pittsburgh (1/20/24)
36 at Georgia Tech (12/2/23)

PRODUCTION

	Season	Career
Double-figure points	6	6
Double-doubles	--	--
20-point games	--	--
Dunks	1	1
3+ 3-point field goals	2	2
5+ rebounds	2	2
3+ assists	7	7
2+ steals	3	3
Three-point plays	1	1

#55 • SPENCER HUBBARD

G • 5-8 • 157 • Sr. • Los Angeles, Calif. • Harvard Westlake

2023-24

- » Was awarded a scholarship ahead of the season after playing for the Blue Devils as a walk-on for the previous two seasons
- » Scored first career bucket against Dartmouth while adding first career assist
- » Played a season-high four minutes against Bucknell, grabbing a defensive rebound

Personal

- » His mother, Beth, attended Duke University
- » His uncle, Joe Hubbard, has spent time on the football staffs at USC, UNLV and the Los Angeles Rams
- » Was a member of Duke's practice squad his freshman year before earning a walk-on spot as a sophomore

Career Statistics

Season	GP-GS	Min	FG-FGA	Pct.	3PT-A	Pct.	FT-FTA	Pct.	Reb	Avg.	PF-DQ	Ass	TO	Blk	Stl	Pts	Avg
2021-22	3-0	6	0-0	.000	0-0	.000	1-2	.500	1	0.3	1-0	0	0	0	0	1	0.3
2022-23	3-0	9	0-2	.000	0-1	.000	0-0	.000	1	0.3	2-0	0	2	0	1	0	0.0
2023-24	5-0	10	1-3	.333	0-2	.000	0-0	.000	2	0.4	2-0	2	0	0	0	2	0.4
Totals	11-0	25	1-5	.200	0-3	.000	1-2	.500	4	0.4	5-0	2	2	0	1	3	0.3

LAST FIVE GAME STATS

Date	Opponent	Start	FG	Pct.	3FG	Pct.	FT	Pct.	Reb	PF	Pts	Ass	TO	Blk	Stl	Min
1/6	at Notre Dame	dnp (coach's decision)														
1/9	at Pittsburgh	dnp (coach's decision)														
1/13	Georgia Tech	dnp (coach's decision)														
1/20	Pittsburgh	dnp (coach's decision)														
1/23	at Louisville	dnp (coach's decision)														

CAREER HIGHS

2 vs. Dartmouth (11/6/23)
1, 3x, last vs. Queens (12/30/23)
1, 2x, last vs. Queens (12/30/23)
1 vs. USC Upstate (11/11/22)
1 vs. Dartmouth (11/6/23)
--
1 vs. Elon (12/18/21)
5 vs. USC Upstate (11/11/22)

SEASON HIGHS

2 vs. Dartmouth (11/6/23)
1, 3x, last vs. Queens (12/30/23)
1, 2x, last vs. Queens (12/30/23)
--
1 vs. Dartmouth (11/6/23)
--
--
4 vs. Bucknell (11/17/23)

PRODUCTION

	Season	Career
Double-figure points	--	--
Double-doubles	--	--
20-point games	--	--
Dunks	--	--
3+ 3-point field goals	--	--
5+ rebounds	--	--
2+ blocks	--	--
Three-point plays	--	--

2023-24

- » CBS Sports/USBWA Freshman of the Week (12/26)
- » Recorded first career double-double versus Bucknell, scoring 17 points with 10 rebounds, including four three-pointers in the second half
- » Career-high 11 rebounds versus Arkansas, including seven on the defensive glass
- » First career game with 20+ points in Duke's win over Charlotte, scoring 21 on 7-of-13 shooting from the field
- » Played a career-high 36 minutes in Duke's win over No. 10 Baylor -- connecting on two key three-pointers in the second half to help the Blue Devils rally from a second-half deficit and secure a top-10 victory
- » Team-high 20 points versus Pittsburgh (1/20) while playing a career-high 38 minutes for the second consecutive game
- » Has finished in double-figures in nine of Duke's last 10 games, averaging 15.6 points in that stretch

High School

- » Rated by 247Sports with five stars as the No. 14 player nationally, the No. 3 combo guard and the No. 1 player from the state of California
- » Rated by ESPN with five stars as the No. 10 player nationally, the No. 2 shooting guard and the No. 1 player from the state of California
- » Named the Gatorade California Player of the Year after both his junior and senior seasons
- » Named a McDonald's All-American, scoring nine points for Team West • Averaged 18.0 points, 7.1 rebounds, 4.0 assists and 1.5 steals in 34 games as a senior
- » Helped lead Centennial to a second consecutive California Open Division state title in the 2021-22 season
- » Named the MVP of the Open Division in 2022 • Also earned first-team Open Division and All-League honors in 2019 and 2021
- » Part of the gold medal winning USA U18 National Team in Mexico

Personal

- » Has a brother, Jayce, who played collegiately at Cal State San Marcos
- » His dad, Lance, played basketball at Midland College and was teammates with Spud Webb

Career Statistics

Season	GP-GS	Min	FG-FGA	Pct.	3PT-A	Pct.	FT-FTA	Pct.	Reb	Avg.	PF-DQ	Ass	TO	Blk	Stl	Pts	Avg
2023-24	18-18	512	76-170	.447	39-94	.415	26-31	.839	70	3.9	32-1	28	20	0	18	217	12.1
Totals	18-18	512	76-170	.447	39-94	.415	26-31	.839	70	3.9	32-1	28	20	0	18	217	12.1

Career ACC Regular Season Statistics

Season	GP-GS	Min	FG-FGA	Pct.	3PT-A	Pct.	FT-FTA	Pct.	Reb	Avg.	PF-DQ	Ass	TO	Blk	Stl	Pts	Avg
2022-23	7-7	216	30-76	.395	13-39	.333	10-13	.769	24	3.4	10-0	5	8	0	5	83	11.9
Totals	7-7	216	30-76	.395	13-39	.333	10-13	.769	24	3.4	10-0	5	8	0	5	83	11.9

LAST FIVE GAME STATS

Date	Opponent	Start	FG	Pct.	3FG	Pct.	FT	Pct.	Reb	PF	Pts	Ass	TO	Blk	Stl	Min
1/6	at Notre Dame	*	4-13	.308	2-9	.222	1-1	1.000	1-4-5	1	11	0	1	0	0	32
1/9	at Pittsburgh	*	5-9	.556	2-5	.400	0-0	.000	1-4-5	1	12	2	2	0	1	29
1/13	Georgia Tech	*	2-8	.250	0-3	.000	2-4	.500	0-4-4	1	6	0	0	0	0	38
1/20	Pittsburgh	*	7-14	.500	3-8	.375	3-4	.750	0-1-1	1	20	1	1	0	1	38
1/23	at Louisville	*	3-9	.333	2-5	.400	2-2	1.000	1-3-4	3	10	0	2	0	2	28

CAREER HIGHS

24 vs. Queens (12/30/23)	Points	24 vs. Queens (12/30/23)
11 at Arkansas (11/29/23)	Rebounds	11 at Arkansas (11/29/23)
5 vs. Arizona (11/10/23)	Assists	5 vs. Arizona (11/10/23)
3, 2x, last vs. Queens (12/30/23)	Steals	3, 2x, last vs. Queens (12/30/23)
--	Blocks	--
9 vs. Queens (12/30/23)	FG Made	9 vs. Queens (12/30/23)
5 vs. Bucknell (11/17/23)	3FG Made	5 vs. Bucknell (11/17/23)
4, 2x, last vs. Baylor (12/20/23)	FT Made	4, 2x, last vs. Baylor (12/20/23)
38, 2x, last vs. Pittsburgh (1/20/24)	Minutes	38, 2x, last vs. Pittsburgh (1/20/24)

SEASON HIGHS

PRODUCTION

	Season	Career
Double-figure points	11	11
Double-doubles	1	1
20-point games	4	4
Dunks	--	--
5+ rebounds	4	4
3+ assists	5	5
2+ steals	5	5
3+ 3-point field goals	7	7
Three-point plays	1	1

2023-24 Season

- » On the preseason watch list for the Julius Erving Award
- » Made 2023-24 season debut against No. 12 Arizona, starting and scoring nine points while grabbing five rebounds and blocking two shots
- » Went a perfect 9-for-9 from the free throw line versus Michigan State, setting a new career-high, en route to 13 points
- » Scored a 20 points against Bucknell while collecting six rebounds and two assists in 22 minutes of action
- » Shot 5-of-6 (.833) from the field against La Salle, en route to 12 points, his third consecutive game with at least 10 points. Added five rebounds and three assists against the Explorers
- » A then-career-high 21 points on 7-of-10 (.700) shooting against Syracuse (1/2), including 18 first-half points
- » Followed up the Syracuse game with a career-high 23 points on 8-of-12 shooting (.750) at Notre Dame, while adding 14 rebounds for his first career double-double
- » 20-10 double-double, second of his career, scoring 20 points on 8-of-11 (.727) shooting with 12 boards at Louisville (1/23)

Career

- » Awarded the Pagluica Family Coach's Award, given to the player that best exemplified the commitment and values of Duke Basketball, following the 2022-23 season
- » Averaged 9.1 points and 4.5 rebounds as a freshman, starting in all 35 of his appearances while missing just one game
- » Was the team's fourth leading scorer and third leading field goal shooter at .469 -- his 114 field goals were also fourth on the team
- » Duke is 25-2 when Mitchell scores in double-figures

High School

- » Ranked as the No. 26 overall player and No. 3 at his position in the ESPN 100 class of 2022 rankings
- » Scored a game-high 19 points in the 2022 McDonald's All-American Game
- » Averaged 17.6 points on .487 field goal shooting with 6.3 rebounds per game as a senior in 2021-22
- » Chose the Blue Devils over Kansas, Missouri and North Carolina, among others

Career Statistics

Season	GP-GS	Min	FG-FGA	Pct.	3PT-A	Pct.	FT-FTA	Pct.	Reb	Avg.	PF-DQ	Ass	TO	Blk	Stl	Pts	Avg
2022-23	35-35	948	114-243	.469	19-54	.352	71-93	.763	158	4.5	35-0	42	46	18	22	318	9.1
2023-24	15-14	411	65-126	.516	3-25	.120	58-79	.734	90	6.0	22-0	19	15	6	12	191	12.7
Totals	50-49	1359	179-369	.485	22-79	.278	129-172	.750	248	5.0	57-0	61	61	24	34	509	10.2

Career ACC Regular Season Statistics

Season	GP-GS	Min	FG-FGA	Pct.	3PT-A	Pct.	FT-FTA	Pct.	Reb	Avg.	PF-DQ	Ass	TO	Blk	Stl	Pts	Avg
2022-23	20-20	572	64-134	.478	11-27	.407	44-60	.733	97	4.9	22-0	22	28	13	16	183	9.2
2023-24	5-4	146	29-48	.604	2-6	.333	19-26	.731	39	7.8	9-0	5	4	2	3	79	15.8
Totals	25-24	718	93-182	.511	13-33	.394	63-86	.733	136	5.4	31-0	27	32	15	19	262	10.5

LAST FIVE GAME STATS

Date	Opponent	Start	FG	Pct.	3FG	Pct.	FT	Pct.	Reb	PF	Pts	Ass	TO	Blk	Stl	Min
1/6	at Notre Dame	*	8-12	.750	2-2	1.000	5-5	1.000	4-10-14	1	23	1	2	0	1	32
1/9	at Pittsburgh	*	1-4	.250	0-1	.000	2-4	.500	1-2-3	2	4	0	1	0	0	21
1/13	Georgia Tech	dnp (injury)														
1/20	Pittsburgh	dnp (injury)														
1/23	at Louisville	*	8-11	.727	0-0	.000	4-5	.800	4-8-12	2	20	1	0	0	1	34

CAREER HIGHS

23 at Notre Dame (1/6/24)	Points	23 at Notre Dame (1/6/24)
14 at Notre Dame (1/6/24)	Rebounds	14 at Notre Dame (1/6/24)
5 at Syracuse (2/18/23)	Assists	3 vs. La Salle (11/21/23)
2, 6x, last vs. Charlotte (12/9/23)	Steals	2, 3x, last vs. Queens (12/30/23)
3 at Boston College (1/7/23)	Blocks	2 vs. Arizona (11/10/23)
8, 3x, last at Louisville (1/23/24)	FG Made	8, 3x, last at Louisville (1/23/24)
2, 6x, last at Notre Dame (1/6/24)	3FG Made	2 at Notre Dame (1/6/24)
9 vs. Michigan State (11/14/23)	FT Made	9 vs. Michigan State (11/14/23)
38 at North Carolina (3/4/23)	Minutes	37 vs. Baylor (12/20/23)

SEASON HIGHS

PRODUCTION

	Season	Career
Double-figure points	11	27
Double-doubles	2	2
20-point games	4	4
Dunks	28	52
3+ 3-point field goals	--	--
5+ rebounds	10	28
3+ assists	2	7
2+ blocks	2	4
Three-point plays	5	15

#12 • TJ POWER

F • 6-9 • 216 • Fr. • Shrewsbury, Mass. • Worcester Academy

2023-24

- » Made his Duke debut against Dartmouth, playing eight minutes and grabbing two rebounds
- » Scored his first two career points off a pair of free throws against Bucknell, adding in a rebound and an assist in his career-high 11 minutes
- » Caught fire in six minutes of action versus La Salle, drilling three three-pointers
- » Played a career-high 16 minutes at Georgia Tech, matching his career-bests with two rebounds and a steal
- » Six points on 2-of-2 from beyond the arc while adding two steals and an assist versus Queens (12/30)

High School

- » Rated by 247Sports with five stars as the No. 16 player nationally, the No. 4 power forward and the No. 1 player from the state of Massachusetts
- » Rated by ESPN with four stars as the No. 32 player nationally, the No. 6 power forward and the No. 1 player from the state of Massachusetts
- » Named the Massachusetts Gatorade Player of the Year for the 2021-22 season
- » Averaged 13.1 points, 7.2 rebounds, 2.7 assists and 1.5 steals as a junior at Worcester Academy
- » Averaged 23.7 points and shot 45 percent from three-point in the final EYBL session in Kansas City in the summer of 2022, including a 41-point, 15-rebound, five-assist outburst against Houston Hoops
- » Helped lead Worcester Academy to back-to-back NEPSAC Class AA championships in his junior and senior seasons
- » A standout prep baseball player as well, winning a CNEPSBL title in May of 2023 with Worcester Academy -- pitched 20.2 innings as a senior with a 1.69 ERA and 31 strikeouts while issuing just three walks

Personal

- » Son of Tom and Shannon Power
- » Has a sister, Lauren
- » His uncle, Mike, played quarterback at Boston College and his great uncle, Frank, coached basketball at Boston College

Career Statistics

Season	GP-GS	Min	FG-FGA	Pct.	3PT-A	Pct.	FT-FTA	Pct.	Reb	Avg.	PF-DQ	Ass	TO	Blk	Stl	Pts	Avg
2023-24	14-0	110	10-25	.400	9-21	.429	4-4	1.000	14	1.0	8-0	3	4	1	4	33	2.4
Totals	14-0	110	10-25	.400	9-21	.429	4-4	1.000	14	1.0	8-0	3	4	1	4	33	2.4

Career ACC Regular Season Statistics

Season	GP-GS	Min	FG-FGA	Pct.	3PT-A	Pct.	FT-FTA	Pct.	Reb	Avg.	PF-DQ	Ass	TO	Blk	Stl	Pts	Avg
2023-24	6-0	40	3-12	.250	2-9	.222	0-0	.000	10	1.7	2-0	0	2	1	1	8	1.3
Totals	6-0	40	3-12	.250	2-9	.222	0-0	.000	10	1.7	2-0	0	2	1	1	8	1.3

LAST FIVE GAME STATS

Date	Opponent	Start	FG	Pct.	3FG	Pct.	FT	Pct.	Reb	PF	Pts	Ass	TO	Blk	Stl	Min
1/6	at Notre Dame		0-1	.000	0-1	.000	0-0	.000	1-0-1	0	0	0	1	0	0	3
1/9	at Pittsburgh		1-3	.333	1-2	.500	0-0	.000	1-0-1	1	3	0	0	0	0	6
1/13	Georgia Tech		0-0	.000	0-0	.000	0-0	.000	0-1-1	0	0	0	0	0	0	2
1/20	Pittsburgh		1-3	.333	0-2	.000	0-0	.000	1-1-2	0	2	0	0	0	0	3
1/23	at Louisville		dnp (coach's decision)													

CAREER HIGHS

9 vs. La Salle (11/21/23)	Points	9 vs. La Salle (11/21/23)
3 vs. Syracuse (1/2/24)	Rebounds	3 vs. Syracuse (1/2/24)
1, 3x, last vs. Queens (12/30/23)	Assists	1, 3x, last vs. Queens (12/30/23)
2 vs. Queens (12/30/23)	Steals	2 vs. Queens (12/30/23)
1 vs. Syracuse (1/2/24)	Blocks	1 vs. Syracuse (1/2/24)
3 vs. La Salle (11/21/23)	FG Made	3 vs. La Salle (11/21/23)
3 vs. La Salle (11/21/23)	3FG Made	3 vs. La Salle (11/21/23)
2, 2x, last vs. Hofstra (12/12/23)	FT Made	2, 2x, last vs. Hofstra (12/12/23)
16 at Georgia Tech (12/2/23)	Minutes	16 at Georgia Tech (12/2/23)

SEASON HIGHS

PRODUCTION

	Season	Career
Double-figure points	--	--
Double-doubles	--	--
20-point games	--	--
Dunks	--	--
3+ 3-point field goals	1	1
5+ rebounds	--	--
3+ assists	--	--
2+ steals	1	1
Three-point plays	--	--

#5 • TYRESE PROCTOR

tie-REECE

Captain • G • 6-5 • 183 • So. • Sydney, Australia • NBA Global Academy

2023-24 Season

- » ACC Preseason Second Team All-ACC
- » NABC Preseason Division I Player of the Year Watch List
- » Naismith Trophy Preseason Watch List
- » Named to preseason watch list for Bob Cousy Award
- » Played a season-high 39 minutes versus Michigan State, scoring 13 points, grabbing six rebounds and dishing out a team-high six assists while committing zero turnovers
- » Second straight game in double-figures in Duke's win versus Bucknell, adding four more assists with zero turnovers
- » First career game with at least 20 points came in game versus La Salle -- 22 points with seven rebounds and four assists
- » Returned to the court for the first time since an ankle injury in the first minute against Georgia Tech (12/2), playing 18 minutes versus Queens (12/30) -- scored nine points on 3-of-4 (.750) shooting while adding four assists
- » Career-high 24 points on 9-of-16 (.563) shooting, including matching his career-high of four three-pointers, at Louisville (1/23)

Career

- » ACC All-Freshman Team in 2022-23
- » One of 14 known foreign-born Blue Devils, including one of three from Australia (**Jack White**, who played from 2016-20, and **Kyrie Irving**, who played in 2010)
- » As a freshman, was one of four Blue Devils to play in all 36 games and finished as the team's third leading scorer at 9.4 points with a team-leading 119 assists
- » Posted a 2.05 assist-turnover ratio that trailed only five other freshmen nationally and only two from power conferences
- » His team-leading A/T ratio ranked eighth overall in the ACC and was the fifth best by a Duke freshman all-time

High School

- » A five-star guard who was originally committed to Duke for the 2023 class
- » Announced his decision to reclassify in June 2022 to play for the Blue Devils for the 2022-23 season
- » Attended the NBA Global Academy branch in Canberra, Australia
- » Starred in the 2021 Australian Under-20 Championships where he averaged 13.8 points and 4.4 assists while competing as one of the youngest players at the event
- » Participated in the 2022 Nike Hoop Summit as a member of the World Team, playing against fellow Duke signees Kyle Filipowski, Dereck Lively II and Dariq Whitehead

Personal

- » His father, Roderick, played basketball at Mississippi College in Clinton, Miss.

Career Statistics

Season	GP-GS	Min	FG-FGA	Pct.	3PT-A	Pct.	FT-FTA	Pct.	Reb	Avg.	PF-DQ	Ass	TO	Blk	Stl	Pts	Avg
2022-23	36-34	1058	115-302	.381	47-147	.320	61-70	.871	112	3.1	59-0	119	58	4	22	338	9.4
2023-24	15-10	419	55-123	.447	24-69	.348	26-36	.722	37	2.5	27-0	59	18	3	11	160	10.7
Totals	51-44	1477	170-425	.400	71-216	.329	87-106	.821	149	2.9	86-0	178	76	7	33	498	9.8

Career ACC Regular Season Statistics

Season	GP-GS	Min	FG-FGA	Pct.	3PT-A	Pct.	FT-FTA	Pct.	Reb	Avg.	PF-DQ	Ass	TO	Blk	Stl	Pts	Avg
2022-23	20-18	601	67-173	.387	28-84	.333	33-40	.825	56	2.8	32-0	67	37	2	11	195	9.8
2023-24	7-3	179	23-54	.426	12-34	.353	11-16	.688	13	1.9	11-0	19	8	1	4	69	9.9
Totals	27-21	780	90-227	.396	40-118	.339	44-56	.786	69	2.6	43-0	86	45	3	15	264	9.8

LAST FIVE GAME STATS

Date	Opponent	Start	FG	Pct.	3FG	Pct.	FT	Pct.	Reb	PF	Pts	Ass	TO	Blk	Stl	Min
1/6	at Notre Dame		0-4	.000	0-3	.000	0-0	.000	0-1-1	1	0	3	1	0	1	22
1/9	at Pittsburgh		1-6	.167	1-5	.200	0-0	.000	0-6-6	1	3	5	3	1	1	24
1/13	Georgia Tech	*	5-10	.500	3-5	.600	4-4	1.000	0-1-1	1	17	2	0	0	1	32
1/20	Pittsburgh	*	3-10	.300	2-7	.286	3-5	.600	0-5-5	3	11	1	1	0	0	37
1/23	at Louisville		9-16	.563	4-10	.400	2-5	.400	0-0-0	3	24	4	1	0	0	35

CAREER HIGHS

24 at Louisville (1/23/24)	Points	24 at Louisville (1/23/24)
10 vs. Delaware (11/18/22)	Rebounds	7 vs. La Salle (11/21/23)
10 vs. Pittsburgh (3/9/23)	Assists	8 vs. Dartmouth (11/6/23)
2 vs. Bellarmine (11/21/22)	Blocks	1, 2x, last at Pittsburgh (1/9/24)
2, 6x, last at Arkansas (11/29/23)	Steals	2, 3x, last at Arkansas (11/29/23)
9 at Louisville (1/23/24)	FG Made	9 at Louisville (1/23/24)
4, 2x, last at Louisville (1/23/24)	3FG Made	4 at Louisville (1/23/24)
8 vs. NC State (2/28/23)	FT Made	6 vs. La Salle (11/21/23)
42 at Virginia (2/11/23)	Minutes	39 vs. Michigan State (11/14/23)

SEASON HIGHS

PRODUCTION

	Season	Career
Double-figure points	8	26
Double-doubles	--	2
20-point games	2	2
Dunks	1	2
3+ 3-point field goals	3	7
5+ rebounds	4	10
3+ assists	11	31
2+ blocks	--	1
Three-point plays	2	6

#21 • CHRISTIAN REEVES

C • 7-1 • 261 • So. • Charlotte, N.C. • Oak Hill [Va.]

2023-24 Season

- » Has missed 12 games so far this season due to injury
- » Logged a career-high 12 minutes in the season opener against Dartmouth, adding three rebounds and two points

Career

- » Played in 13 games for the Blue Devils as a freshman, playing a total of 42 minutes
- » Averaged 1.5 points and 1.0 rebounds, hitting 8-of-11 from the field as a freshman

High School

- » A four-star center out of Oak Hill Academy in Mouth of Wilson, Va.
- » Ranked as the No. 5 player from the state of North Carolina in his class by ESPN
- » Scored four points and grabbed four rebounds in just three minutes of action against Delaware
- » Scored his first points in ACC play with a dunk against Georgia Tech
- » Tallied a new career high with six points on 3-of-3 shooting from the field in six minutes of action against Pittsburgh in the ACC Tournament quarterfinals

Personal

- » His father, John, played college basketball at Belmont Abbey

LAST FIVE GAME STATS

Date	Opponent	Start	FG	Pct.	3FG	Pct.	FT	Pct.	Reb	PF	Pts	Ast	TO	Blk	Stl	Min
1/6	at Notre Dame		dnp	(injury)												
1/9	at Pittsburgh		dnp	(injury)												
1/13	Georgia Tech		dnp	(injury)												
1/20	Pittsburgh		dnp	(injury)												
1/23	at Louisville		dnp	(injury)												

CAREER HIGHS

6 vs. Pittsburgh (3/9/23)	Points	3 vs. Arizona (11/10/23)
4 vs. Delaware (11/18/22)	Rebounds	3 vs. Dartmouth (11/6/23)
1 at Georgia Tech (1/28/23)	Assists	--
1 vs. Boston College (12/3/22)	Steals	--
1 vs. Dartmouth (11/6/23)	Blocks	1 vs. Dartmouth (11/6/23)
3 vs. Pittsburgh (3/9/23)	FG Made	1, 2x, last vs. Arizona (11/10/23)
--	3FG Made	--
2 vs. Delaware (11/18/22)	FT Made	1 vs. Arizona (11/10/23)
12 vs. Dartmouth (11/6/23)	Minutes	12 vs. Dartmouth (11/6/23)

SEASON HIGHS

PRODUCTION

	Season	Career
Double-figure points	--	--
Double-doubles	--	--
20-point games	--	--
Dunks	1	4
3+ 3-point field goals	--	--
5+ rebounds	--	--
2+ blocks	--	--
Three-point plays	--	1

Career Statistics

Season	GP-GS	Min	FG-FGA	Pct.	3PT-A	Pct.	FT-FTA	Pct.	Reb	Avg.	PF-DQ	Ast	TO	Blk	Stl	Pts	Avg
2022-23	13-0	42	8-11	.727	0-0	.000	4-6	.667	13	1.0	4-0	1	3	0	1	20	1.5
2023-24	3-0	18	2-3	.667	0-0	.000	1-4	.250	5	2.5	3-0	0	2	1	0	5	2.5
Totals	16-0	59	10-14	.714	0-0	.000	5-10	.500	18	1.2	7-0	1	5	1	1	25	1.7

#3 • JEREMY ROACH

Captain • G • 6-2 • 180 • Sr. • Leesburg, Va. • St. Paul VI

2023-24 Season

- » Voted team captain for the second straight year -- served as the lone team captain during the 2022-23 season
- » Named to preseason watch list for Jerry West Shooting Guard of the Year award
- » Eclipsed 1,000 career points in Duke's game versus Arizona -- is the 68th all-time 1,000-point scorer for Duke and currently stands at 1,224 career points -- 47th in program history
- » Played 39 minutes against Arizona, scoring 17 points, including a 3-for-5 effort from deep, while adding three assists and swiping two steals
- » 16 second-half points versus Southern Indiana, en route to 18 total points on 6-of-12 shooting, a new season-high
- » A season-high 22 points at Arkansas, on 7-of-13 shooting, along with 7-of-9 from the free throw line
- » Played all 40 minutes at Georgia Tech, setting a new career-high with eight rebounds while scoring 20 points on 6-of-12 shooting and dishing five assists
- » Season-high eight assists versus Hofstra while scoring 19 points on 7-of-11 shooting, including 3-of-5 from beyond the arc for the second consecutive game
- » Played all but 15 seconds in the win over No. 10 Baylor, scoring 18 points -- his sixth consecutive game in double-figures
- » Career-high performance from the charity stripe at Notre Dame (1/6), going 9-of-9 to help finish with 18 total points
- » Across his last nine games, Roach has 32 assists and just six turnovers -- good for a 5.3 assist-turnover ratio

Career

- » All-ACC Honorable Mention, All-ACC Tournament First Team
- » Voted team captain for both the 2022-23 and 2023-24 season
- » Duke is 11-2 when Roach hits three or more threes in a game
- » A four-year player for Duke that has vast experience, including leading the Blue Devils as the starting point guard on the 2022 Final Four team as a sophomore and earning All-ACC Honorable Mention and All-ACC Tournament First Team honors as a junior
- » Named to the All-NCAA Tournament West Regional Team during the 2021-22 season

Personal

- » His brother Jordan played basketball at Christopher-Newport University and his sister Chloe played at Eastern Mennonite University

LAST FIVE GAME STATS

Date	Opponent	Start	FG	Pct.	3FG	Pct.	FT	Pct.	Reb	PF	Pts	Ast	TO	Blk	Stl	Min
1/6	at Notre Dame	*	4-9	.444	1-4	.250	9-9	1.000	0-6-6	3	18	2	1	0	4	34
1/9	at Pittsburgh	*	3-9	.333	1-4	.250	2-2	1.000	0-2-2	2	9	4	0	0	1	30
1/13	Georgia Tech	*	5-12	.417	2-4	.500	6-7	.857	0-1-1	3	18	3	1	0	2	31
1/20	Pittsburgh		dnp	(injury)												
1/23	at Louisville	*	3-7	.429	204	.500	2-2	1.000	1-0-1	1	10	3	0	0	2	17

CAREER HIGHS

23, 2x, last vs. Oral Roberts (3/16/23)	Points	22 at Arkansas (11/29/23)
8 at Georgia Tech (12/2/23)	Rebounds	8 at Georgia Tech (12/2/23)
11 vs. Virginia Tech (2/25/23)	Assists	8 vs. Hofstra (12/12/23)
5 vs. SC State (12/14/21)	Steals	4 at Notre Dame (1/6/24)
2 vs. Elon (12/18/21)	Blocks	1, 3x, last vs. Queens (12/30/23)
9, 4x, last vs. Oral Roberts (3/16/23)	FG Made	7, 4x, last vs. Syracuse (1/2/24)
5 vs. Syracuse (3/10/22)	3FG Made	3, 3x, last vs. Hofstra (12/12/23)
9 at Notre Dame (1/6/24)	FT Made	9 at Notre Dame (1/6/24)
40, 4x, last vs. Baylor (12/20/23)	Minutes	40, 2x, last vs. Baylor (12/20/23)

SEASON HIGHS

Career Statistics

Season	GP-GS	Min	FG-FGA	Pct.	3PT-A	Pct.	FT-FTA	Pct.	Reb	Avg.	PF-DQ	Ast	TO	Blk	Stl	Pts	Avg
2020-21	24-18	657	78-172	.453	26-84	.310	27-40	.675	52	2.2	65-2	66	47	1	18	209	8.7
2021-22	39-27	1145	118-288	.410	39-121	.322	61-80	.763	94	2.4	86-0	123	63	4	33	336	8.6
2022-23	32-30	1062	159-373	.426	46-134	.343	71-91	.780	79	2.5	58-1	99	71	0	28	435	13.6
2023-24	17-17	544	81-164	.494	26-57	.456	56-65	.862	42	2.5	40-1	54	16	2	26	244	14.4
Totals	112-92	3408	436-997	.437	137-396	.346	215-276	.779	267	2.4	249-4	342	197	7	105	1224	10.9

Career ACC Regular Season Statistics

Season	GP-GS	Min	FG-FGA	Pct.	3PT-A	Pct.	FT-FTA	Pct.	Reb	Avg.	PF-DQ	Ast	TO	Blk	Stl	Pts	Avg
2020-21	18-15	511	62-137	.453	20-68	.294	19-26	.731	37	2.1	50-1	45	38	0	14	163	9.1
2021-22	20-11	546	46-120	.383	17-54	.315	29-38	.763	43	2.2	45-0	66	25	1	9	138	6.9
2022-23	16-14	514	79-180	.439	21-64	.328	27-37	.730	38	2.4	30-1	50	33	0	10	206	12.9
2023-24	6-6	184	28-60	.467	10-21	.476	26-28	.929	22	3.7	15-0	19	7	0	13	92	15.3
Totals	60-46	1755	215-497	.433	68-207	.329	101-129	.783	140	2.3	140-2	180	103	1	46	599	9.9

PRODUCTION

	Season	Career
Double-figure points	12	61
Double-doubles	--	1
20-point games	2	10
Dunks	--	2
5+ rebounds	1	9
2+ steals	8	31
3+ assists	13	63
Three-point plays	4	18

2023-24 Season

- » Went 2-of-5 from deep to tally six points in 12 minutes against UNC Pembroke

Career

- » Made his Duke debut in the 2022-23 season-opener against Jacksonville, playing four minutes
- » Averaged 2.1 points in 14 total games played as a freshman
- » Went 7-of-20 (.350) from beyond the arc

High School

- » Rated as the No. 50 overall player in ESPN 100's rankings for the class of 2022
- » Ranked as the No. 9 player at his position (shooting guard) by ESPN
- » Named the 2022 Gatorade Player of the Year in Illinois
- » Led Yorkville Christian to the Class 1A state title in 2021-22
- » As a senior, averaged 24.6 points, 6.3 rebounds and shot .520 from the field and .390 from three-point range
- » Averaged 26.2 points, 7.9 rebounds, 3.9 assists and 3.6 steals as a junior in 2020-21
- » Chose the Blue Devils over Michigan State and Florida, among others

LAST FIVE GAME STATS

Date	Opponent	Start	FG	Pct.	3FG	Pct.	FT	Pct.	Reb	PF	Pts	Ast	TO	Blk	Stl	Min
1/6	at Notre Dame	dnp	(coach's decision)													
1/9	at Pittsburgh	dnp	(coach's decision)													
1/13	Georgia Tech	dnp	(coach's decision)													
1/20	Pittsburgh	dnp	(coach's decision)													
1/23	at Louisville	dnp	(coach's decision)													

CAREER HIGHS**SEASON HIGHS**

9 vs. UMES (12/10/22)	Points	--
5 vs. UMES (12/10/22)	Rebounds	--
1, 4x, last vs. Pittsburgh (3/9/23)	Assists	--
1 at Miami (2/6/23)	Steals	--
1, 2x, last vs. Pittsburgh (3/9/23)	Blocks	--
3 vs. UMES (12/10/22)	FG Made	--
3 vs. UMES (12/10/22)	3FG Made	--
2 vs. USC Upstate (11/11/22)	FT Made	--
19 vs. UMES (12/10/22)	Minutes	--

PRODUCTION**Season Career**

Double-figure points	--	--
Double-doubles	--	--
20-point games	--	--
Dunks	--	--
3+ 3-point field goals	--	1
5+ rebounds	--	1
2+ blocks	--	--
Three-point plays	--	--

CAREER STATISTICS

Season	GP-GS	Min	FG-FGA	Pct.	3PT-A	Pct.	FT-FTA	Pct.	Reb	Avg.	PF-DQ	Ast	TO	Blk	Stl	Pts	Avg
2022-23	14-0	96	10-28	.357	7-20	.350	2-4	.500	15	1.1	4-0	6	0	2	1	29	2.1
2023-24	--	--	--	--	--	--	--	--	--	--	--	--	--	--	--	--	--
Totals	14-0	96	10-28	.357	7-20	.350	2-4	.500	15	1.1	4-0	6	0	2	1	29	2.1

2023-24 Season

- » Holds the program record for standing vertical at 36 inches, breaking the previous mark -- 35.5 inches -- held by Zion Williamson
- » Scored 12 points while shooting 6-for-7 from the field against UNC Pembroke -- also snagged six rebounds while recording an assist and a steal
- » Made Duke debut with six points on 3-of-4 shooting while also grabbing five rebounds in 10 minutes of action
- » Played 16 minutes against Bucknell, scoring six points with seven rebounds and swiped a team-high three steals
- » First double-double of his career with 16 points (7-of-9 from the field) and 10 rebounds in a career-high 18 minutes versus La Salle
- » Played 15 minutes at Louisville, grabbing six key rebounds and adding two blocks

High School

- » Rated by 247Sports with five stars as the No. 21 player nationally, the No. 6 power forward and the No. 2 player from the state of Florida
- » Rated by ESPN with five stars as the No. 19 player nationally, the No. 5 power forward and the No. 1 player from the state of Florida
- » Named a McDonald's All-American, scoring six points for Team East while also grabbing a game-high eight rebounds
- » Joins former Blue Devils RJ Barrett and Dariq Whitehead from powerhouse Montverde Academy
- » Transferred to Montverde for his senior season after beginning his high school career at Windermere (Fla.), where he averaged 20.5 points, 13.6 rebounds and shot .521 from the field and totaled 553 points as a junior
- » Initially committed to Duke on Dec. 23, 2021
- » Played for the USA U-17 National Team, helping the squad to a gold medal at the 2022 FIBA World Cup in Spain in July
- » Scored 10 points with 10 rebounds in the FIBA World Cup gold medal game win over Spain, 79-67
- » Played for the Florida Rebels on the Nike EYBL circuit
- » Also had offers from Michigan, Georgetown and Ohio State among others
- » Grew up a Duke fan, living on the same street as former Blue Devil Grant Hill
- » His father, Mike, played eight years in the NBA, while his grandfather, Mike, played at Santa Clara where he was the WCC Player of the Year in 1972

Personal

- » Son of Michael and Nicole Stewart
- » Has a brother, Miles

Career Statistics

Season	GP-GS	Min	FG-FGA	Pct.	3PT-A	Pct.	FT-FTA	Pct.	Reb	Avg.	PF-DQ	Ast	TO	Blk	Stl	Pts	Avg
2023-24	15-0	123	17-34	.500	0-0	.000	7-13	.538	46	3.1	20-0	1	5	8	7	41	2.7
Totals	15-0	123	17-34	.500	0-0	.000	7-13	.538	46	3.1	20-0	1	5	8	7	41	2.7

Career ACC Regular Season Statistics																	
Season	GP-GS	Min	FG-FGA	Pct.	3PT-A	Pct.	FT-FTA	Pct.	Reb	Avg.	PF-DQ	Ast	TO	Blk	Stl	Pts	Avg
2023-24	5-0	40	1-5	.200	0-0	.000	4-6	.667	12	2.4	6-0	0	1	3	2	6	1.2
Totals	5-0	40	1-5	.200	0-0	.000	4-6	.667	12	2.4	6-0	0	1	3	2	6	1.2

LAST FIVE GAME STATS

Date	Opponent	Start	FG	Pct.	3FG	Pct.	FT	Pct.	Reb	PF	Pts	Ast	TO	Blk	Stl	Min
1/6	at Notre Dame	dnp	(coach's decision)													
1/9	at Pittsburgh		1-3	.333	0-0	.000	2-2	1.000	3-1-4	0	4	0	0	1	1	8
1/13	Georgia Tech	dnp	(coach's decision)													
1/20	Pittsburgh		0-0	.000	0-0	.000	0-2	.000	0-2-2	2	0	0	0	0	0	12
1/23	at Louisville		0-1	.000	0-0	.000	2-2	1.000	3-3-6	4	2	0	0	2	0	15

CAREER HIGHS**SEASON HIGHS**

16 vs. La Salle (11/21/23)	Points	16 vs. La Salle (11/21/23)
10 vs. La Salle (11/21/23)	Rebounds	10 vs. La Salle (11/21/23)
1 vs. Bucknell (11/17/23)	Assists	1 vs. Bucknell (11/17/23)
3 vs. Bucknell (11/17/23)	Steals	3 vs. Bucknell (11/17/23)
2, 2x, last at Louisville (1/23/24)	Blocks	2, 2x, last at Louisville (1/23/24)
7 vs. La Salle (11/21/23)	FG Made	7 vs. La Salle (11/21/23)
--	3FG Made	--
2, 3x, last at Louisville (1/23/24)	FT Made	2, 3x, last at Louisville (1/23/24)
18 vs. La Salle (11/21/23)	Minutes	18 vs. La Salle (11/21/23)

PRODUCTION**Season Career**

Double-figure points	1	1
Double-doubles	1	1
20-point games	--	--
Dunks	6	6
3+ 3-point field goals	--	--
5+ rebounds	5	5
2+ steals	1	1
2+ blocks	3	3
Three-point plays	--	--

2023-24 Season

- » Named a team captain along with senior Jeremy Roach and sophomore Tyrese Proctor
- » Scored his 1,000 career point in Duke's win over Baylor (12/20)
- » Scored eight points, grabbed seven rebounds and finished with a game-high plus-minus of +24 against Michigan State
- » Dished out five assists against Bucknell, adding in two points and three rebounds in 14 minutes of play
- » Made key plays down the stretch versus Baylor, helping Duke rally from a second-half deficit and win, 78-70
- » A then-season-high three field-goals at Pittsburgh, scoring eight points in 16 minutes of action while adding five rebounds and two blocks
- » Finished one rebound shy of his first double-double of the season, scoring 10 points and grabbing nine rebounds vs. Georgia Tech

Career

- » Enrolled at Duke prior to the 2022-23 season after graduating from Northwestern where he played under former Blue Devil Chris Collins
- » Holds his undergraduate degree from Northwestern in learning and organizational change and is enrolled in Duke's Fuqua School of Business to pursue an accelerated MBA
- » Finished Northwestern career with 37 starts in 86 games played, averaging 8.7 points on .553 shooting from the field and 5.1 rebounds
- » Three-time Academic All-Big Ten honoree and a three-time Big Ten Distinguished Scholar
- » Became the first Blue Devil in history to record a 20-10 double-double while not missing a shot with 20 points and 12 rebounds, going 7-of-7 from the field and 6-of-6 from the free throw line, in a win over Florida State (12/31) -- it was his 100th career game played
- » Has played 140 career games between Northwestern and Duke, with career averages of 7.4 points, 5.0 rebounds and a .581 field goal percentage

Personal

- » His mother, Tammy, played volleyball at Syracuse and his father, Patrick, was on the crew team at Syracuse
- » His sister, Jordan, played volleyball at George Washington and his brother, Kyle, played basketball at Siena and later transferred to Flagler
- » Holds an undergraduate degree from Northwestern in learning and organizational change and is enrolled in Duke's Fuqua School of Business to pursue a graduate degree

Career Statistics

Season	GP-GS	Min	FG-FGA	Pct.	3PT-A	Pct.	FT-FTA	Pct.	Reb	Avg.	PF-DQ	Ast	TO	Blk	Stl	Pts	Avg
2019-20*	31-31	799	107-200	.535	3-21	.143	63-94	.670	189	6.1	64-1	45	43	15	15	280	9.0
2020-21*	24-5	455	70-123	.569	1-2	.500	45-61	.738	114	4.8	44-0	34	34	10	11	186	7.8
2021-22*	31-1	529	104-186	.559	1-6	.167	69-102	.676	131	4.2	62-1	29	37	10	11	278	9.0
2022-23	36-9	635	89-130	.685	0-0	.000	52-64	.813	199	5.5	77-1	48	42	17	9	230	6.4
2023-24	18-2	215	22-36	.611	0-1	.000	16-21	.762	63	3.5	26-0	20	19	11	2	60	3.3
Totals	140-48	2633	392-675	.581	5-30	.167	245-342	.716	696	5.0	273-3	176	175	63	48	1034	7.4

* at Northwestern

Career ACC Regular Season Statistics

Season	GP-GS	Min	FG-FGA	Pct.	3PT-A	Pct.	FT-FTA	Pct.	Reb	Avg.	PF-DQ	Ast	TO	Blk	Stl	Pts	Avg
2022-23	20-6	370	55-79	.696	0-0	.000	32-41	.780	116	5.8	43-1	30	19	11	5	142	7.1
2023-24	7-1	89	11-19	.579	0-0	.000	4-5	.800	27	3.9	12-0	6	11	6	0	26	3.7
Totals	27-7	459	66-98	.673	0-0	.000	36-46	.783	143	5.3	55-1	36	30	17	5	168	6.2

LAST FIVE GAME STATS

Date	Opponent	Start	FG	Pct.	3FG	Pct.	FT	Pct.	Reb	PF	Pts	Ast	TO	Blk	Stl	Min
1/6	at Notre Dame		1-2	.500	0-0	.000	0-0	.000	2-2-4	3	2	0	3	1	0	8
1/9	at Pittsburgh		3-3	1.000	0-0	.000	0-1	.000	1-4-5	0	6	0	1	2	0	16
1/13	Georgia Tech		4-5	.800	0-0	.000	2-2	1.000	4-5-9	3	10	2	2	1	0	23
1/20	Pittsburgh		2-3	.667	0-0	.000	2-2	1.000	2-2-4	2	6	2	3	2	0	26
1/23	at Louisville		0-1	.000	0-0	.000	0-0	.000	0-1-1	1	0	0	1	0	0	2

CAREER HIGHS

25 vs. SIU-Edwardsville (12/15/19)	Points	10 vs. Georgia Tech (1/13/24)
15 vs. Oregon State (11/24/22)	Rebounds	9 vs. Georgia Tech (1/13/24)
5, 3x, last vs. Bucknell (11/17/23)	Assists	5 vs. Bucknell (11/17/23)
3, 2x, last vs. Jacksonville (11/7/22)	Steals	1, 2x, last vs. Queens (12/30/23)
3 vs. Penn State (3/7/20)	Blocks	2, 3x, last vs. Pittsburgh (1/20/24)
11 vs. SIU-Edwardsville (12/15/19)	FG Made	4 vs. Georgia Tech (1/13/24)
1, 5x, last at Michigan (1/26/22)	3FG Made	--
11 vs. Norfolk State (11/22/19)	FT Made	4, 2x, last vs. Queens (12/30/23)
40 vs. Indiana (2/10/21)	Minutes	26 vs. Pittsburgh (1/20/24)

SEASON HIGHS

PRODUCTION

	Season	Career
Double-figure points	1	43
Double-doubles	--	5
20-point games	--	4
Dunks	1	2*
5+ rebounds	4	70
3+ assists	2	19
2+ steals	--	10
2+ blocks	2	12
Three-point plays	--	5*

* stats from Northwestern not included

ACC WEEKLY HONORS

2023-24 Season

Kyle Filipowski Player of the Week Dec. 18

Career Honors by Blue Devils

Kyle Filipowski	Rookie of the Week	9
	Player of the Week	1
Jeremy Roach	Player of the Week	1

Notable

Over the last 10 seasons (since the start of 2013-14), Duke has had an ACC Rookie of the Week in 83 of a possible 179 weeks (46.4%). Twenty-three different Blue Devils have won the award at least once in that time.

as of Jan. 22, 2024

Most ACC Player of the Week Selections

North Carolina	153
Duke	147
Virginia	86
Wake Forest	83
NC State	80
Georgia Tech	62
Clemson	48
Florida State	30
Virginia Tech	27
Miami	19
Boston College	18
Notre Dame	17
Pittsburgh	14
Louisville	12
Syracuse	12
as of Jan. 22, 2024	

Most ACC Rookie of the Week Selections

Duke	156
North Carolina	96
Georgia Tech	89
Virginia	80
Wake Forest	76
NC State	72
Clemson	51
Florida State	35
Boston College	15
Syracuse	15
Miami	14
Virginia Tech	11
Pittsburgh	9
Notre Dame	6
Louisville	5
as of Jan. 22, 2024	

SEASON RESULTS

Overall Record: 14-4 (Home: 9-2; Road: 3-2; Neutral: 2-0) | ACC Record: 5-2 (Home: 2-1; Road: 3-1)

Date	AP Rank	DU	OPP	Opponent	Result	High Points	High Rebounds	High Assists	High Steals	High Blocks	Attendance
N 6	2	-		DARTMOUTH	W, 92-54	Filipowski (25)	Filipowski/Young (7)	Proctor (8)	Blakes (3)	Blakes (2)	^ 9,314
N 10	2	12		ARIZONA	L, 73-78	Filipowski (25)	Filipowski (8)	McCain/Proctor (5)	McCain (3)	Mitchell (2)	^ 9,314
N 14	9	18		vs. Michigan State - 1	W, 74-65	Foster (18)	Filipowski (8)	Proctor (6)	Mitchell/Proctor (2)	Filipowski (2)	18,780
N 17	9	-		BUCKNELL - 2	W, 90-60	Mitchell (20)	McCain (10)	Foster (6)	Stewart (3)	Filipowski/Mitchell (1)	^ 9,314
N 21	9	-		LA SALLE - 2	W, 95-66	Proctor (22)	Stewart (10)	Filipowski/Proctor (4)	Four players (1)	Filipowski (2)	^ 9,314
N 24	9	-		SOUTHERN INDIANA - 2	W, 80-62	Filipowski (21)	Filipowski (14)	Proctor (7)	McCain (2)	Filipowski (3)	^ 9,314
N 29	7	RV		at Arkansas - 3	L, 75-80	Filipowski (26)	McCain (11)	McCain/Roach (3)	Three players (2)	Young (2)	^ 20,344
D 2	7	-		at Georgia Tech *	L, 68-72	Roach (20)	Filipowski (9)	Filipowski/Roach (5)	Foster/Roach (2)	Filipowski (4)	7,758
D 9	22	-		CHARLOTTE	W, 80-56	McCain (21)	Filipowski (13)	Filipowski (4)	Mitchell/Roach (2)	Filipowski/Young (1)	^ 9,314
D 12	21	-		HOFSTRA	W, 89-68	Filipowski (28)	Filipowski (12)	Filipowski/Roach (8)	McCain/Roach (2)	Filipowski (3)	^ 9,314
D 20	21	10		vs. Baylor - 4	W, 78-70	McCain (21)	Filipowski (10)	Filipowski (4)	Filipowski (3)	None	18,512
D 30	16	-		QUEENS	W, 106-69	McCain (24)	Mitchell (8)	Proctor/Roach (4)	McCain (3)	Filipowski (5)	^ 9,314
J 2	14	-		SYRACUSE *	W, 86-66	Mitchell (21)	Filipowski (7)	Proctor (4)	Blakes (3)	Mitchell (2)	^ 9,314
J 6	14	-		at Notre Dame *	W, 67-59	Mitchell (23)	Mitchell (14)	Filipowski (4)	Roach (4)	Filipowski (3)	8,066
J 9	11	-		at Pittsburgh *	W, 75-53	Filipowski (26)	Filipowski (10)	Foster (7)	Five players (1)	Young (2)	11,476
J 13	11	-		GEORGIA TECH *	W, 84-79	Filipowski (30)	Filipowski (13)	Filipowski/Foster (4)	Filipowski/Roach (2)	Filipowski (2)	^ 9,314
J 20	7	-		PITTSBURGH *	L, 80-76	McCain (20)	Foster (6)	Foster (5)	Foster (3)	Young (2)	^ 9,314
J 23	12	-		at Louisville *	W, 83-69	Proctor (24)	Filipowski (15)	Filipowski (5)	McCain/Roach (2)	Stewart (2)	12,620

Duke/opponent AP ranking at time of game | Home games in caps

* - denotes ACC opponent | ^ - denotes sellout

1 - State Farm Champions Classic (United Center, Chicago, Ill.)

2 - Blue Devil Challenge

3 - ACC/SEC Challenge

4 - SentinelOne Classic (Madison Square Garden, New York, NY)

2023-24 ATTENDANCE FIGURES

Site	Games	Sellouts	Total	Average
Home	11	11	102,454	9,314
Away	5	1	60,264	12,053
Neutral	2	--	37,292	18,646
Totals	18	12	200,010	11,112

DUKE RECORD WHEN...

Plays at home	9-2	Has more TOs than opponent	1-1	Plays on Sunday	--
Plays on the road	3-2	Has equal or less TOs than opponent	13-3	Plays on Monday	1-0
Plays at neutral site	2-0	Scores more/equal bench points	8-1	Plays on Tuesday	6-0
Record vs. the ACC (regular season)	5-2	Scores less bench points	6-3	Plays on Wednesday	1-1
Record against non-conference	9-2	Makes 5+ 3-Pt. shots	13-3	Plays on Thursday	--
Plays an unranked opponent	12-3	No Duke player fouls out	13-3	Plays on Friday	2-1
Plays a ranked opponent	2-1	1+ Duke player fouls out	1-1	Plays on Saturday	4-2
Wins the game before	10-3	Has 20+ assists	4-0	Margin is 5 pts. or less	1-4
Loses the game before	3-1	Wears white uniforms	9-2	Margin is between 6-10	3-0
Leads at half	12-0	Wears royal blue uniforms	3-1	Margin is between 11-20	3-0
Trails at half	1-4	Wears black uniforms	1-1	Margin is more than 20	7-0
Tied at half	1-0	Wears gray uniforms	--	Has a 20-pt. scorer	12-4
Plays an overtime game	--	Wears navy blue uniforms (Brotherhood)	--	Has a 30-pt. scorer	1-0
Shoots 50% or better	7-0	Wears alternate white uniforms (Cameron Brotherhood)	1-0	Scores 59 points or less	--
Shoots less than 50%	7-4	Plays in November	5-2	Scores 60-69 points	1-1
Opponent shoots 50% or less	12-2	Plays in December	4-1	Scores 70-79 points	3-3
Shoots better than opponent	11-0	Plays in January	5-1	Scores 80-89 points	6-0
Shoots worse than opponent	3-4	Plays in February	--	Scores 90-99 points	3-0
Has more FTs made than opponent	11-3	Plays in March	--	Scores 100+ points	1-0
Has equal FTs made	2-0	Plays in April	--	Plays on ESPN	4-1
Has less FTs made than opponent	1-1	Plays during the day (before 6 p.m.)	3-1	Plays on ESPN2	1-1
Outrebounds opponent	10-0	Plays at night (after 6 p.m.)	11-3	Plays on ACC Network	7-1
Is outrebounded	4-3			Plays on ABC	--
Has equal rebounds	0-1			Plays on CBS/TBS	--
				Plays on Regional Sports Networks	--
				Plays on The CW	2-1

TEAM HIGHS & LOWS

		<i>DUKE</i>	<i>OPPONENT</i>
Points 1st Half	High	48 at Pittsburgh (1/9/24)	41 by Arizona (11/10/23)
	Low	29 at Notre Dame (1/6/24)	20 by Michigan State (11/14/23)
Points 2nd Half	High	60 vs. Queens (12/30/23)	47 by Arkansas (11/29/23)
	Low	27 at Pittsburgh (1/9/24)	27 by Southern Indiana (11/24/23)
Total Points	High	106 vs. Queens (12/30/23)	80, 2x, last by Pittsburgh (1/20/24)
	Low	67 at Notre Dame (1/6/24)	53 by Pittsburgh (1/9/24)
FG Made	High	40 vs. Queens (12/30/23)	30, 3x, last by Pittsburgh (1/20/24)
	Low	21 at Notre Dame (1/6/24)	19, 2x, last by Pittsburgh (1/9/24)
FG Attempted	High	69 vs. Queens (12/30/23)	65 by Arizona (11/10/23)
	Low	48 vs. Charlotte (12/9/23)	50 by Hofstra (12/12/23)
FG Percentage 1st Half	High	.621 (18-of-29) vs. Hofstra (12/12/23)	.517 (15-of-29), 2x, last by Georgia Tech (1/13/24)
	Low	.310 (9-of-29) at Notre Dame (1/6/24)	.286 (8-of-28) by Pittsburgh (1/9/24)
FG Percentage 2nd Half	High	.750 (18-of-24) vs. Syracuse (1/2/24)	.609 (14-of-23) by Arkansas (11/29/23)
	Low	.368 (14-of-38) at Arkansas (11/29/23)	.367 (11-of-30) by Pittsburgh (1/9/24)
FG Percentage	High	.644 (38-of-59) vs. Dartmouth (11/6/23)	.545 (30-of-55) by Georgia Tech (1/13/24)
	Low	.356 (21-of-59) at Notre Dame (1/6/24)	.328 (19-of-58) by Pittsburgh (1/9/24)
3-Pt. FG Made	High	13 vs. Bucknell (11/17/23)	11 by Georgia Tech (1/13/24)
	Low	4, 2x, last vs. Baylor (12/20/23)	4, 3x, last by Syracuse (1/2/24)
3-Pt. FG Att.	High	34 vs. Bucknell (11/17/23)	29 by Bucknell (11/17/23)
	Low	12 vs. Baylor (12/20/23)	16 by Syracuse (1/2/24)
3-Pt. FG Pct.	High	.556 (10-of-18) vs. Charlotte (12/9/23)	.550 (11-of-20) by Georgia Tech (1/13/24)
	Low	.250 (4-of-16) at Georgia Tech (12/2/23)	.200 (4-of-20) by Charlotte (12/9/23)
FT Made	High	24, 2x, last vs. Baylor (12/20/23)	19 by Arkansas (11/29/23)
	Low	6 at Pittsburgh (1/9/24)	5 by Southern Indiana (11/24/23)
FT Attempted	High	31 at Arkansas (11/29/23)	30 by Arkansas (11/29/23)
	Low	9 at Pittsburgh (1/9/24)	6 by Southern Indiana (11/24/23)
FT Percentage	High	.889 (16-of-18) vs. Syracuse (1/2/24)	.857 (6-of-7) by Pittsburgh (1/9/24)
	Low	.600 at Georgia Tech (12/2/23)	.500 (8-of-16) by Notre Dame (1/6/24)
Off. Rebounds	High	15 at Louisville (1/23/24)	15 by Arizona (11/10/23)
	Low	4 vs. Pittsburgh (1/20/24)	2 by Hofstra (12/12/23)
Def. Rebounds	High	33 vs. Bucknell (11/17/23)	35 by Arkansas (11/29/23)
	Low	20 at Georgia Tech (12/2/23)	15 by Pittsburgh (1/9/24)
Total Rebounds	High	46 vs. Bucknell (11/17/23)	45 by Arizona (11/10/23)
	Low	25 vs. Pittsburgh (1/20/24)	23 by Hofstra (12/12/23)
Assists	High	24 vs. Queens (12/30/23)	19 by Georgia Tech (12/2/23)
	Low	10, 2x, last at Notre Dame (1/6/24)	5 by Notre Dame (1/6/24)
Blocked Shots	High	11 vs. Queens (12/30/23)	10 by Arkansas (11/29/23)
	Low	0 vs. Baylor (12/20/23)	1, 3x, last by Louisville (1/23/24)
Steals	High	11, 2x, last vs. Syracuse (1/2/24)	13 by by Pittsburgh (1/9/24)
	Low	4, 2x, last vs. Southern Indiana (11/24/23)	1 by Georgia Tech (12/2/23)
Turnovers	High	14, 2x, last at Pittsburgh (1/9/24)	19 by Queens (12/30/23)
	Low	4 vs. Georgia Tech (1/13/24)	9 by La Salle (11/21/23)
Personal Fouls	High	24 at Arkansas (11/29/23)	23 by Michigan State (11/14/23)
	Low	9 vs. Southern Indiana (11/24/23)	11 by Pittsburgh (1/9/24)

INDIVIDUAL GAME HIGHS

	<i>DUKE</i>	<i>OPPONENT</i>
Total Points	30 by Kyle Filipowski vs. Georgia Tech (1/13/24)	26 by Maliq Brown, Syracuse (1/2/24)
First Half Points	18 by Mark Mitchell vs. Syracuse (1/2/24)	17 by Darlimestone Dubar, Hofstra (12/12/23)
Second Half Points	23 by Kyle Filipowski at Arkansas (11/29/23)	18 by Tyson Walker, Michigan State (11/14/23)
FG Made	11 by Kyle Filipowski at Pittsburgh (1/9/24)	11, 3x, last by Maliq Brown, Syracuse (1/2/24)
FG Attempted	24 by Kyle Filipowski vs. Georgia Tech (1/13/24)	21 by Markus Burton, Notre Dame (1/6/24)
3-Pt. FG Made	5 by Jared McCain vs. Bucknell (11/17/23)	7, 2x, last by Blake Hinson, Pittsburgh (1/20/24)
3-Pt. FG Attempted	10 by Tyrese Proctor at Louisville (1/23/24)	11 by Darlimestone Dubar, Hofstra (12/12/23)
FT Made	9, 2x, last by Jeremy Roach at Notre Dame (1/6/24)	8, 2x, last by Judah Mintz, Syracuse (1/2/24)
FT Attempted	12 by Mark Mitchell vs. Charlotte (12/9/23)	11 by Khalif Battle, Arkansas (11/29/23)
Rebounds	15 by Kyle Filipowski at Louisville (1/23/24)	13 by AJ Smith, Southern Indiana (11/24/23)
Offensive Rebounds	7 by Kyle Filipowski vs. Georgia Tech (1/13/24)	8 by Yves Missi, Baylor (12/20/23)
Defensive Rebounds	11, 2x, last by Kyle Filipowski at Louisville (1/23/24)	12 by AJ Smith, Southern Indiana (11/24/23)
Assists	8, 3x, last by Kyle Filipowski/Jeremy Roach vs. Dartmouth (11/6/23)	9, 2x, last by Jaquan Carlos, Hofstra (12/12/23)
Turnovers	7 by Kyle Filipowski vs. Hofstra (12/12/23)	7 by Deyton Albury, Queens (12/30/23)
Blocked Shots	5 by Kyle Filipowski vs. Queens (12/30/23)	6 by Chandler Lawson, Arkansas (11/29/23)
Steals	4 by Jeremy Roach at Notre Dame (1/6/24)	5 by Guillermo Diaz Graham, Pittsburgh (1/9/24)
Minutes	40 by Jeremy Roach at Georgia Tech (12/2/23)	39 by Khalil Brantley, La Salle (11/21/23)

COMPARISON GAME-BY-GAME

	1st Half	2nd Half	Final	Margin	Total FG	FG Pct.	3pt. FG	3FG Pct.	FT	FT Pct.	Reb	Margin	Assists	Turns	Blocks	Steals	Fouls
Dartmouth	42-21	50-33	92-54	+38	38-59/19-56	.644/.339	7-17/4-18	.412/.222	9-12/12-17	.750/.706	33/29	+4	18/11	9/13	6/1	6/5	18/16
Arizona	33-41	40-37	73-78	-5	28-65/30-65	.431/.462	8-23/6-17	.348/.353	9-12/12-18	.750/.667	33/45	-12	14/17	14/17	3/5	9/8	17/17
vs. Michigan St.	31-20	43-45	74-65	+9	22-49/26-63	.449/.413	6-22/6-19	.273/.316	24-30/7-12	.800/.583	35/33	+2	17/12	13/13	5/6	6/5	16/23
Bucknell	44-29	46-31	90-60	+30	32-65/20-54	.492/.370	13-34/9-29	.382/.310	13-16/11-15	.813/.733	46/27	+19	23/13	7/13	2/3	9/3	16/14
La Salle	39-29	56-37	95-66	+29	36-67/24-58	.537/.414	9-22/6-24	.409/.250	14-20/12-17	.700/.706	42/27	+15	21/11	5/9	3/1	4/3	18/16
Southern Ind.	31-35	49-27	80-62	+18	29-60/24-58	.483/.414	5-18/9-21	.278/.429	17-28/5-6	.607/.833	38/33	+5	13/15	7/12	4/4	4/4	9/19
at Arkansas	32-33	43-47	75-80	-5	24-67/26-53	.358/.491	6-22/9-22	.273/.409	21-31/19-30	.677/.633	34-40	-6	10/17	8/12	3/10	7/6	24/21
at Georgia Tech	31-35	37-37	68-72	-4	26-62/27-53	.419/.509	4-16/7-23	.250/.304	12-20/11-13	.600/.846	33/33	--	12/19	6/12	6/8	8/1	15/12
Charlotte	45-27	35-29	80-56	+24	24-48/21-52	.500/.404	10-18/4-20	.556/.200	22-28/10-16	.786/.625	36/25	+11	15/9	11/11	2/6	7/4	14/19
Hofstra	44-39	45-29	89-68	+21	33-60/25-50	.550/.500	11-22/10-24	.500/.417	12-14/8-10	.857/.800	32/23	+9	22/13	10/14	3/6	6/3	11/13
vs. Baylor	34-32	44-38	78-70	+8	25-51/25-57	.490/.439	4-12/8-18	.333/.444	24-29/12-16	.828/.750	29/30	-1	14/10	8/14	0/7	8/3	13/20
Queens	46-33	60-36	106-69	+37	40-69/25-59	.580/.424	9-26/7-22	.346/.318	17-23/12-19	.739/.632	41/33	+8	24/11	9/19	11/2	11/7	18/20
Syracuse	35-33	51-33	86-66	+20	31-59/24-55	.525/.436	8-17/4-16	.471/.250	16-18/14-17	.889/.824	30/31	-1	19/14	11/17	5/3	11/7	13/18
at Notre Dame	29-27	38-32	67-59	+8	21-59/23-59	.356/.390	8-26/5-19	.308/.263	17-21/8-16	.810/.500	40/42	-2	10/5	11/14	4/5	9/7	14/22
at Pittsburgh	48-23	27-30	75-53	+22	29-56/19-58	.518/.328	11-25/9-27	.440/.333	6-9/6-7	.667/.857	42/26	+16	19/10	14/10	5/4	5/13	14/11
Georgia Tech	39-39	45-40	84-79	+5	27-63/30-55	.429/.545	10-21/11-20	.476/.550	20-28/8-12	.714/.667	32/34	-2	16/17	4/14	4/8	6/3	15/21
Pittsburgh	34-38	42-42	76-80	-4	22-49/30-59	.449/.508	11-28/10-20	.393/.500	21-28/10-16	.750/.625	25/32	-7	11/13	11/10	3/6	6/5	16/20
at Louisville	45-34	38-35	83-69	+14	29-63/24-52	.460/.462	9-25/5-17	.360/.294	16-22/16-24	.727/.667	43/28	+15	15/9	9/10	3/1	6/4	22/19

GAME REPORTS

	Duke Jersey Color	Won Tip Duke	Largest Duke Lead	Largest Duke Deficit	No. of Ties	No. of Lead Changes	Duke Led For	Opp. Led For	Game Tied For	Duke's First Sub(s)
Dartmouth	White	Duke	38	-	1	-	38:30	-	1:30	Foster/Reeves
Arizona	White	Arizona	2	8	11	10	3:14	29:53	7:53	Young
vs. Michigan State	Blue	Michigan State	12	3	2	1	27:13	9:43	3:04	Stewart
Bucknell	White	Bucknell	34	2	-	1	38:53	0:52	0:15	Blakes/Foster/Stewart
La Salle	White	La Salle	32	-	-	-	39:23	-	0:37	Young
Southern Indiana	White	Duke	18	10	2	2	19:32	18:46	1:42	Foster/Stewart/Young
at Arkansas	Black	Duke	3	14	8	16	7:42	25:20	6:58	Young
at Georgia Tech	Blue	Duke	4	11	5	5	1:38	34:40	3:42	Foster
Charlotte	White	Charlotte	25	-	-	-	39:11	-	0:49	Blakes
Hofstra	White	Hofstra	26	5	4	9	31:53	6:06	2:01	Blakes
vs. Baylor	White*	Baylor	13	6	8	8	27:21	8:45	3:54	Blakes
Queens	White	Duke	42	-	1	0	38:36	-	1:24	Blakes/Power/Proctor/Young
Syracuse	White	Duke	20	2	4	4	36:06	0:51	3:03	Power/Proctor
at Notre Dame	Blue	Duke	8	9	2	1	20:06	18:04	1:50	Proctor
at Pittsburgh	Black	Duke	34	-	-	-	38:58	-	1:02	Proctor
Georgia Tech	White	Georgia Tech	10	10	9	11	20:39	14:24	4:57	Blakes/Young
Pittsburgh	White	Pittsburgh	3	11	7	8	2:19	35:22	2:29	Young
at Louisville	Blue	Duke	18	4	1	4	35:50	3:09	1:01	Proctor

* Cameron Brotherhood Uniforms

MISCELLANEOUS STATS

GAMES AS LEADING SCORER

Kyle Filipowski	7
Jared McCain	4
Mark Mitchell	3
Tyrese Proctor	2
Caleb Foster	1
Jeremy Roach	1

GAMES AS LEADING REBOUNDER

Kyle Filipowski	12
Jared McCain	2
Mark Mitchell	2
Caleb Foster	1
Sean Stewart	1
Ryan Young	1

GAMES LEADING IN ASSISTS

Kyle Filipowski	8
Tyrese Proctor	7
Caleb Foster	4
Jeremy Roach	4
Jared McCain	2

DOUBLE-FIGURE SCORING GAMES

Kyle Filipowski	16
Jeremy Roach	12
Jared McCain	11
Mark Mitchell	11
Tyrese Proctor	8
Caleb Foster	6
Jaylen Blakes	2
Ryan Young	1
Sean Stewart	1

20+ POINT GAMES

Kyle Filipowski	7
Jared McCain	4
Mark Mitchell	4
Tyrese Proctor	2
Jeremy Roach	2

30+ POINT GAMES

Kyle Filipowski	1
-----------------	---

10+ REBOUND GAMES

Kyle Filipowski	8
Mark Mitchell	2
Jared McCain	2
Sean Stewart	1

DOUBLE-DOUBLES

Kyle Filipowski	7
Mark Mitchell	2
Jared McCain	1
Sean Stewart	1

DUNKS

Opponent	32
Duke	51
Mark Mitchell	27
Kyle Filipowski	12
Sean Stewart	6
Jaylen Blakes	1
Caleb Foster	1
Tyrese Proctor	1
Christian Reeves	1
Jeremy Roach	1
Ryan Young	1

CHARGES DRAWN

Opponent	9
Duke	10
Jaylen Blakes	3
Kyle Filipowski	3
Jeremy Roach	2
Spencer Hubbard	1
Sean Stewart	1

DUKE'S FIRST SUBSTITUTION

Ryan Young	7
Jaylen Blakes	6
Tyrese Proctor	5
Sean Stewart	4
Caleb Foster	3
TJ Power	2
Christian Reeves	1

THREE-POINT PLAYS

Opponent	8
Duke	21
Kyle Filipowski	7
Mark Mitchell	5
Jeremy Roach	5
Caleb Foster	2
Tyrese Proctor	2
Jaylen Blakes	1
Jared McCain	1

TECHNICAL FOULS (UNSPORTING)

Opponent	2
Duke	3
Mark Mitchell	1
Tyrese Proctor	1
Jon Scheyer	1

SHOT CLOCK VIOLATIONS FORCED

Opponent	7
Duke	6

OPENING TIPS CONTROLLED

Opponent	9
Duke	9
Kyle Filipowski	9

FREE THROW SHOOTING | LAST 5:00 & OVERTIME

Duke	67-90	.744
TJ Power	4-4	1.000
Jaylen Blakes	2-2	1.000
Sean Stewart	2-2	1.000
Jeremy Roach	19-21	.905
Ryan Young	9-10	.900
Kyle Filipowski	16-19	.842
Jared McCain	5-6	.833
Tyrese Proctor	6-10	.600
Caleb Foster	7-15	.467
Mark Mitchell	0-3	.000

LARGEST HALFTIME LEAD

21 [42-21] vs. Dartmouth (11/6/23)

LARGEST HALFTIME DEFICIT

8 [33-41] vs. Arizona (11/10/23)

LARGEST DUKE LEAD

42 [106-64] vs. Queens (12/30/23)

LARGEST DUKE DEFICIT

14 [49-63] at Arkansas (11/29/23)

LARGEST DUKE WIN

38 [92-54] vs. Dartmouth (11/6/23)

LARGEST DUKE DEFEAT

5, 2x, last at Arkansas [75-80] (11/29/23)

LONGEST WINNING STREAK

8: 12/9/23-1/13/24.

LONGEST LOSING STREAK

2: 11/29/23-12/2/23

LARGEST ROAD CROWD

20,344 at Arkansas (11/29/23)

LARGEST NEUTRAL CROWD

18,780 -- United Center, Chicago, Ill. (Champions Classic)

SPECIALTY STATS

	POINTS IN THE PAINT		POINTS OFF TURNOVERS		2ND CHANCE POINTS		FAST BREAK POINTS		BENCH POINTS	
	Duke	Opp	Duke	Opp	Duke	Opp	Duke	Opp	Duke	Opp
Dartmouth	56	24	18	12	4	8	16	1	35	8
Arizona	34	42	18	16	8	13	11	17	5	16
vs. Michigan State	24	34	9	9	11	16	1	11	26	10
Bucknell	34	20	14	4	23	0	15	5	21	17
La Salle	50	30	12	7	14	4	10	12	34	13
Southern Indiana	48	24	16	11	15	5	9	7	14	22
at Arkansas	36	28	12	11	14	5	24	11	9	36
at Georgia Tech	36	32	17	2	17	0	6	5	28	17
Charlotte	26	26	9	8	12	4	17	7	17	11
Hofstra	40	16	31	7	4	0	9	3	6	7
vs. Baylor	36	32	13	12	7	15	4	3	4	13
Queens	54	34	33	9	17	10	24	10	34	17
Syracuse	46	32	26	11	3	4	21	9	16	36
at Notre Dame	22	28	18	5	5	14	4	3	5	18
at Pittsburgh	32	12	15	13	8	12	10	4	16	7
Georgia Tech	32	24	15	7	15	7	13	7	10	13
Pittsburgh	18	32	16	12	10	11	11	16	8	15
at Louisville	34	30	14	8	21	11	0	0	26	10
Totals	658	510	306	164	208	138	205	131	314	286
Averages	36.6	28.3	17.0	9.1	11.6	7.7	11.4	7.3	17.4	15.9

THE LAST TIME IT HAPPENED | TEAM

DUKE WAS RANKED (AP POLL)

No. 1	November 29, 2021
Top 5 (2-5)	October 16, 2023
Top 10 (6-10)	January 15, 2024
Top 25 (11-25)	January 22, 2024

DUKE PLAYED A RANKED OPPONENT (AP POLL)

No. 1	vs. Gonzaga on Nov. 26, 2021
Top 5 (2-5)	vs. No. 3 Kansas on Nov. 5, 2019
Top 10 (6-10)	vs. No. 10 Baylor on Dec. 20, 2023
Top 25 (11-25)	vs. No. 18 Michigan State on Nov. 14, 2023

DUKE DEFEATED A RANKED OPPONENT (AP POLL)

No. 1	vs. Gonzaga (84-81) on Nov. 26, 2021
Top 5 (2-5)	vs. No. 3 Kansas (68-66) on Nov. 5, 2019
Top 10 (6-10)	vs. No. 10 Baylor (78-70) on Dec. 20, 2023
Top 25 (11-25)	vs. No. 18 Michigan State (74-65) on Nov. 14, 2023

DUKE LOST TO A RANKED OPPONENT (AP POLL)

No. 1	vs. North Carolina (68-76) on March 8, 2008
Top 5	vs. No. 5 Michigan State (67-68) on Mar. 31, 2019
Top 10	at No. 8 Virginia (62-69, OT) on Feb. 11, 2023
Top 25	vs. No. 12 Arizona (73-78) on Nov. 10, 2023

DUKE FACED NO. 1 (AP POLL)

Home	vs. Syracuse (W, 66-60) on Feb. 22, 2014
Road	vs. North Carolina (L, 83-69) on March 7, 1993
Neutral	vs. Gonzaga (W, 84-81) on Nov. 26, 2021

100 POINTS BY A TEAM

By Duke	106 vs. Queens (12/30/23)
By Opponent	113 by Wake Forest (2/25/20)

40+ POINT WIN

By Duke	43 [86-43] at Georgia Tech (1/28/23)
By Opponent	109-66 by Virginia (3/11/83)

30-39 POINT WIN

By Duke	106-69 vs. Queens (12/30/23)
By Opponent	103-73 by UNLV (4/2/90)

OVERTIME GAME

Duke Win	98-96 at North Carolina (2/8/20)
Duke Loss	62-69 at Virginia (2/11/23)

DOUBLE OVERTIME GAME

Duke Win	66-63 vs. Virginia Tech (12/1/69)
Duke Loss	101-113 at Wake Forest (2/25/20)

TRIPLE OVERTIME GAME

Duke Win	73-72 vs. Clemson (2/24/82)
Duke Loss	70-68 at Virginia (2/25/58)

WON THE GAME IN THE FINAL SECONDS

By Duke	Mark Williams, FG at 0.4 seconds
	Duke defeated Wake Forest, 76-74 (2/15/22)
By Opponent	Reece Beekman, 3FG at 1.1 seconds
	Virginia defeated Duke, 69-68 (2/7/22)

WON THE GAME AT THE BUZZER

By Duke	Wendell Moore Jr., FG
	Duke defeated North Carolina, 98-96 [OT] (2/8/20)
By Opponent	Nathan Bain, FG
	Stephen F. Austin defeated Duke, 85-83 [OT] (11/26/19)

5 PLAYERS IN DOUBLE-FIGURE POINTS

By Duke	(5) at Louisville (1/23/24)
By Opponent	(5) by Arizona (11/10/23)

6 PLAYERS IN DOUBLE-FIGURE POINTS

By Duke	(6) vs. Florida State (2/19/22)
---------	---------------------------------

7 PLAYERS IN DOUBLE-FIGURE POINTS

By Duke	(7) vs. Georgia Tech (1/4/17)
---------	-------------------------------

8 PLAYERS IN DOUBLE-FIGURE POINTS

By Duke	(8) vs. Clemson (1/27/92)
---------	---------------------------

9+ PLAYERS IN DOUBLE-FIGURE POINTS

By Duke	Never
---------	-------

MADE 40-49 FIELD GOALS

By Duke	40 vs. Queens (12/30/23)
By Opponent	42 by Florida State (2/4/06)

MADE 50+ FIELD GOALS

By Duke	50 vs. Mercer (12/21/97)
By Opponent	Never

MADE FEWER THAN 20 FIELD GOALS

By Duke	19 vs. Virginia (3/11/23)
By Opponent	19 by Pittsburgh (1/9/24)

HAD 70-79 FIELD GOAL ATTEMPTS

By Duke	72 vs. North Carolina (4/2/22)
By Opponent	70 by North Carolina (2/4/23)

HAD 80-89 FIELD GOAL ATTEMPTS

By Duke	80 at North Carolina (2/8/20)
By Opponent	80 by Syracuse (1/14/19)

HAD 90-99 FIELD GOAL ATTEMPTS

By Duke	90 vs. Wake Forest (12/18/70)
By Opponent	91 by William & Mary (12/3/73)

HAD 100+ FIELD GOAL ATTEMPTS

By Duke	102 vs. NC State (3/5/55)
By Opponent	100 by NC State (2/20/74)

HAD FEWER THAN 30 FIELD GOAL ATTEMPTS

By Duke	23 vs. North Carolina (2/24/79)
By Opponent	29 by North Carolina (3/8/02)

SHOT OVER 60 PERCENT FROM THE FIELD

By Duke	.644 (38-of-59) vs. Dartmouth (11/6/23)
By Opponent	.648 (35-of-54) by Vermont (11/24/13)

SHOT OVER 70 PERCENT FROM THE FIELD

By Duke	.704 (38-of-54) vs. Davidson (11/8/13)
By Opponent	.700 (7-of-10) by Wake Forest (2/7/10)

SHOT LESS THAN 30 PERCENT FROM THE FIELD

By Duke	.267 (16-of-60) vs. Oregon State (11/24/22)
By Opponent	.278 (15-54) by USC Upstate (11/11/22)

MADE 10+ THREE-POINT FIELD GOALS

By Duke	11 vs. Pittsburgh (1/20/24)
By Opponent	10 by Pittsburgh (1/20/24)

MADE 15+ THREE-POINT FIELD GOALS

By Duke	15 at Syracuse (2/26/22)
By Opponent	18 by The Citadel (11/22/21)

MADE 0 THREE-POINT FIELD GOALS

By Duke	0-4 vs. Hawai'i (12/30/89)
By Opponent	0-8 by Tennessee (11/21/11)

HAD 30+ THREE-POINT FIELD GOAL ATTEMPTS

By Duke	34 vs. Bucknell (11/17/22)
By Opponent	32 by Oral Roberts (3/16/23)

SHOT OVER 60 PERCENT FROM THE 3-POINT LINE

By Duke	.619 (13-21) at Virginia (2/9/19)
By Opponent	.667 (10-15) by North Carolina (2/6/21)

SHOT OVER 70 PERCENT FROM THE 3-POINT LINE

By Duke	.706 (12-17) vs. Virginia Tech (2/21/13)
By Opponent	.727 (8-11) by Georgia Tech (2/4/15)

SHOT OVER 80 PERCENT FROM THE 3-POINT LINE

By Duke	.800 (8-10) vs. Minnesota (11/22/12)
By Opponent	.800 (12-15) by N. Carolina (3/5/83)

SHOT LESS THAN 20 PERCENT FROM THE 3-POINT LINE

By Duke	.105 (2-19) vs. NC State (2/28/23)
By Opponent	.176 (3-17) by Clemson (1/14/23)

MADE 30-39 FREE THROWS

By Duke	31 at Wake Forest (2/25/20)
By Opponent	37 by Wake Forest (2/25/20)

MADE 40+ FREE THROWS

By Duke	40 vs. Southern Illinois (11/20/08)
By Opponent	42 by Wake Forest (12/20/68)

MADE 5 OR FEWER FREE THROWS

By Duke	4 vs. Tennessee (3/18/23)
By Opponent	5 by Southern Indiana (11/24/23)

HAD 40-49 FREE THROW ATTEMPTS

By Duke	40 vs. Georgia Tech (1/4/22)
By Opponent	40 by Florida State (3/1/06)

HAD 50+ FREE THROW ATTEMPTS

By Duke	54 vs. Fairfield (11/14/98)
By Opponent	50 by Wake Forest (2/25/20)

SHOT OVER 90 PERCENT FROM THE FOUL LINE

By Duke	.923 (12-of-13) vs. UMES (12/10/22)
By Opponent	.909 (10-11) by Miami (2/6/23)

SHOT 100 PERCENT FROM THE FOUL LINE

By Duke	4-of-4 at Syracuse (2/18/23)
By Opponent	2-of-2 by UMES (12/10/22)

HAD 50-59 REBOUNDS

By Duke	51 vs. Pittsburgh (1/11/23)
By Opponent	50 by North Carolina (4/2/22)

HAD 60+ REBOUNDS

By Duke	61 vs. Saint Francis (Pa.) (12/5/17)
By Opponent	64 by North Carolina (3/5/16)

FIVE PLAYERS FOULED OUT

By Duke	vs. Wake Forest (2/17/08)
By Opponent	by Portland State (11/24/17)

HAD 20-29 ASSISTS

By Duke	24 vs. Queens (12/30/23)
By Opponent	21 by Miami (2/6/23)

HAD 30+ ASSISTS

By Duke	32 vs. Evansville (12/20/17)
By Opponent	30 by Maryland (2/10/90)

HAD 10+ BLOCKED SHOTS

By Duke	11 vs. Queens (12/30/23)
By Opponent	10 by Arkansas (11/29/23)

HAD 15+ STEALS

By Duke	15 vs. USC Upstate (11/11/22)
By Opponent	15 by Miami (1/8/22)

HAD 20+ TURNOVERS

By Duke	22 at Virginia (2/11/23)
By Opponent	23 by USC Upstate (11/11/22)

HAD 30+ TURNOVERS

By Duke	33 vs. Maryland (2/9/91)
By Opponent	31 by Eastern Kentucky (11/25/07)

COMMITTED 10 OR FEWER TURNOVERS

By Duke	9 at Louisville (1/23/24)
By Opponent	10 by Louisville (1/23/24)

THE LAST TIME IT HAPPENED | INDIVIDUAL

30-39 POINTS BY A PLAYER

By Duke 30, Kyle Filipowski vs. Georgia Tech (1/13/24)
By Opp. 31, Hunter Cattoor, Virginia Tech (3/12/22)

40+ POINTS BY A PLAYER

By Duke 40, J.J. Redick vs. Virginia (1/28/06)
By Opp. 40, Bootsie Thornton, St. John's (1/24/99)

50+ POINTS BY A PLAYER

By Duke 58, Danny Ferry vs. Miami (12/10/88)
By Opp. Never

TWO PLAYERS SCORED 20 OR MORE POINTS

By Duke Tyrese Proctor (24) & Mark Mitchell (20)
at Louisville (1/23/24)
By Opp. Terquavion Smith (24), Jarkel Joiner (21),
NC State (1/4/23)

THREE PLAYERS SCORED 20 OR MORE POINTS

By Duke Mark Williams (28), Paolo Banchero (21),
A.J. Griffin (20) at Syracuse (2/26/22)
By Opp. Armando Bacot (23), Caleb Love (22),
R.J. Davis (21), Brady Manek (20), North Carolina (3/5/22)

FOUR PLAYERS SCORED 20 OR MORE POINTS

By Duke Jabari Parker (22), Rodney Hood (22),
Quinn Cook (21), Rasheed Sulaimon (20)
vs. Davidson (11/8/13)
By Opp. Armando Bacot (23), Caleb Love (22),
R.J. Davis (21), Brady Manek (20), North Carolina (3/5/22)

TWO PLAYERS SCORED 30 OR MORE POINTS

By Duke Gerald Henderson (35), Jon Scheyer (30)
vs. Wake Forest (2/22/09)
By Opp. Brian Oliver (31), Dennis Scott (31)
Georgia Tech (3/10/90)

10+ FIELD GOALS MADE BY A PLAYER

By Duke 10, Kyle Filipowski vs. Georgia Tech (1/13/24)
By Opp. 11, Maliq Brown, Syracuse (1/2/24)

15+ FIELD GOALS MADE BY A PLAYER

By Duke 15, Matthew Hurt vs. Louisville (2/27/21)
By Opp. 17, Al Thornton, Florida State (2/4/06)

20-29 FIELD GOAL ATTEMPTS BY A PLAYER

By Duke 24, Kyle Filipowski vs. Georgia Tech (1/13/24)
By Opp. 21, Markus Burton, Notre Dame (1/6/24)

30+ FIELD GOAL ATTEMPTS BY A PLAYER

By Duke 30, R.J. Barrett vs. Syracuse (1/14/19)
By Opp. 32, Al Thornton, Florida State (2/4/06)

PLAYER SHOT 1.000 WITH 5+ FIELD GOAL ATTEMPTS

By Duke 5-of-5, Jaylen Blakes vs. Charlotte (12/9/23)
By Opp. 8-8, Kadin Shedrick, Virginia (2/7/22)

PLAYER SHOT .800 WITH 10+ FIELD GOAL ATTEMPTS

By Duke 8-10 (.800), Kyle Filipowski vs. Queens (12/30/23)
By Opp. 8-10 (.800) by Blake Hinson, Pittsburgh (1/20/24)

PLAYER SHOT .900 WITH 10+ FIELD GOAL ATTEMPTS

By Duke 11-12 (.917), Kyle Filipowski at Pittsburgh (1/9/24)
By Opp. 10-11 (.909), Armando Bacot, North Carolina (3/5/22)

5+ 3PT FIELD GOALS MADE BY A PLAYER

By Duke 5, Jared McCain, vs. Bucknell (11/17/23)
By Opp. 7, Blake Hinson, Pittsburgh (1/20/24)

10+ 3PT FIELD GOAL ATTEMPTS BY A PLAYER

By Duke 10, Tyrese Proctor at Louisville (1/23/24)
By Opp. 11, Darlinstone Dubar, Hofstra (12/12/23)

PLAYER SHOT .800 WITH 5+ 3PT FIELD GOAL ATTEMPTS

By Duke 4-5 (.800), Kyle Filipowski
vs. Georgia Tech (1/13/24)
By Opp. 7-7 (1.000), Blake Hinson
Pittsburgh (1/20/24)

10+ FREE THROWS MADE BY A PLAYER

By Duke 11, Kyle Filipowski vs. Pittsburgh (1/11/23)
By Opp. 10, Matthew Cleveland, Florida State (12/31/22)

15+ FREE THROWS MADE BY A PLAYER

By Duke 15, Wendell Moore Jr., at Wake Forest (2/25/20)
By Opp. 15, Bryant Crawford, Wake Forest (1/28/17)

10+ FREE THROWS ATTEMPTED BY A PLAYER

By Duke 11, Kyle Filipowski vs. Georgia Tech (1/13/24)
By Opp. 10, A.J. McKee, Queens (12/30/23)

15+ FREE THROWS ATTEMPTED BY A PLAYER

By Duke 16, Paolo Banchero vs. Georgia Tech (1/4/22)
By Opp. 17, Au'Diese Toney, Pittsburgh (1/19/21)

20+ FREE THROWS ATTEMPTED BY A PLAYER

By Duke 20, Christian Laettner vs. Boston U. (1/21/92)
By Opp. 22, Buzzy Wilkinson, Virginia (3/4/54)

PLAYER SHOT 1.000 WITH 10+ FREE THROW ATTEMPTS

By Duke 10-of-10, Tre Jones vs. North Carolina (3/7/20)
By Opp. 10-of-10, Matthew Cleveland, Florida State (12/31/22)

10+ REBOUNDS BY A PLAYER

By Duke 12, Mark Mitchell at Louisville (1/23/24)
By Opp. 10, Kebba Njie, Notre Dame (1/6/24)

15+ REBOUNDS BY A PLAYER

By Duke 15, Kyle Filipowski at Louisville (1/23/24)
By Opp. 21, Armando Bacot, North Carolina (4/2/22)

20+ REBOUNDS BY A PLAYER

By Duke 21, Marvin Bagley III vs. Florida State (12/30/17)
By Opp. 21, Armando Bacot, North Carolina (4/2/22)

TWO PLAYERS WITH 10 OR MORE REBOUNDS

By Duke Kyle Filipowski (15), Mark Mitchell (12)
at Louisville (1/23/24)
By Opp. Armando Bacot (10), Leaky Black (10)
North Carolina (2/4/23)

5+ OFFENSIVE REBOUNDS BY A PLAYER

By Duke 7 Kyle Filipowski vs. Georgia Tech (1/13/24)
By Opp. 8, Yves Missi, Baylor (12/20/23)

10+ DEFENSIVE REBOUNDS BY A PLAYER

By Duke 11, Kyle Filipowski at Louisville (1/23/24)
By Opp. 11, Miles Kelly, Georgia Tech (1/13/24)

10+ ASSISTS BY A PLAYER

By Duke 10, Tyrese Proctor vs. Pittsburgh (3/9/23)
By Opp. 10, Dajuan Harris, Kansas (11/15/22)

5+ BLOCKED SHOTS BY A PLAYER

By Duke 5, Kyle Filipowski vs. Queens (12/30/23)
By Opp. 5, Yves Missi, Baylor (12/20/23)

10+ BLOCKED SHOTS BY A PLAYER

By Duke 10, Shelden Williams vs. Maryland (1/11/06)
By Opp. 10, Jay Huff, Virginia (2/29/20)

5+ STEALS BY A PLAYER

By Duke 5, Paolo Banchero vs. Syracuse (3/10/22)
By Opp. 5, Guillermo Diaz Graham, Pittsburgh (1/9/24)

10+ STEALS BY A PLAYER

By Duke 11, Kenny Derrard vs. Maryland (2/3/79)
By Opp. Never

40 MINUTES PLAYED IN REGULATION

By Duke 40, Jeremy Roach at Georgia Tech (12/2/23)
By Opp. 40, Leaky Black, North Carolina (3/4/23)

40+ MINUTES PLAYED IN A GAME

By Duke 42, Tyrese Proctor at Virginia (2/11/23)
By Opp. 41, Reece Beekman, Virginia (2/11/23)

50+ MINUTES PLAYED IN A GAME

By Duke 53, Chip Engelland vs. Clemson (2/24/82)
51, Vince Taylor vs. Clemson (2/24/82)
By Opp. 53, Vince Hamilton, Clemson (2/24/82)
52, Mike Eppley, Clemson (2/24/82)
51, Fred Gillam, Clemson (2/24/82)

DOUBLE-DOUBLE BY A PLAYER*

By Duke 17/15, Kyle Filipowski & 20/12, Mark Mitchell
at Louisville (1/23/24)
By Opp. 20/11, Brandon Huntley-Hatfield, Louisville (1/23/24)

20-20 GAMES (POINTS - REBOUNDS)

By Duke 32/21, Marvin Bagley III vs. Florida State (12/30/17)
By Opp. 26/24, Sean May, North Carolina (3/6/05)

TRIPLE-DOUBLE BY A PLAYER^

By Duke 19/10/10, Wendell Moore Jr., vs. Army (11/12/21)
By Opp. 16/15/10 blocks, Tree Rollins, Clemson (2/23/77)

ALL-TIME TRIPLE-DOUBLES BY A DUKE PLAYER (5)

21/18/10 assists, Art Heyman vs. Virginia (2/28/63)
13/12/11 assists, Gene Banks vs. Lehigh (1/9/78)
19/11/10 blocks, Shelden Williams vs. Maryland (1/11/06)
23/11/10 assists, R.J. Barrett vs. NC State (2/16/19)
19/10/10 assists, Wendell Moore Jr., vs. Army (11/12/21)

*Double-doubles are points and rebounds
unless otherwise indicated

^Triple-doubles are points, rebounds, and assists
unless indicated

DUKE SEASON STATS

Game Records

Record	Overall	Home	Away	Neutral
ALL GAMES	14-4	9-2	3-2	2-0
CONFERENCE	5-2	2-1	3-1	0-0
NON-CONFERENCE	9-2	7-1	0-1	2-0

Score by Periods

Team	1st	2nd	OT	TOT
Duke	682	789	0	1471
Opponents	568	638	0	1206

Team Box Score

No.	Player				Total		3-Point		F-Throw		Rebounds													
		GP-GS	MIN	AVG	FG-FGA	FG%	3FG-3FGA	3FG%	FT-FTA	FT%	OFF	DEF	TOT	AVG	PF	DQ	A	TO	BLK	STL	PTS	AVG		
30	FILIPOWSKI, Kyle	18-18	548:02	30.4	119-235	.506	25-63	.397	64-92	.696	42	120	162	9.0	47	0	55	35	33	22	327	18.2		
3	ROACH, Jeremy	17-17	543:31	32.0	81-164	.494	26-57	.456	56-65	.862	6	36	42	2.5	40	1	54	16	2	26	244	14.4		
25	MITCHELL, Mark	15-14	411:14	27.4	65-126	.516	3-25	.120	58-79	.734	33	57	90	6.0	22	0	19	15	6	12	191	12.7		
0	MCCAIN, Jared	18-18	511:57	28.4	76-170	.447	39-94	.415	26-31	.839	12	58	70	3.9	32	1	28	20	0	18	217	12.1		
5	PROCTOR, Tyrese	15-10	418:35	27.9	55-123	.447	24-69	.348	26-36	.722	2	35	37	2.5	27	0	59	18	3	11	160	10.7		
1	FOSTER, Caleb	18-10	470:33	26.1	52-117	.444	18-45	.400	23-36	.639	7	36	43	2.4	33	0	41	20	2	12	145	8.1		
15	YOUNG, Ryan	18-2	215:21	12.0	22-36	.611	0-1	.000	16-21	.762	24	39	63	3.5	26	0	20	19	11	2	60	3.3		
13	STEWART, Sean	15-0	123:22	8.2	17-34	.500	0-0	.000	7-13	.538	22	24	46	3.1	20	0	1	5	8	7	41	2.7		
2	BLAKES, Jaylen	18-1	210:48	11.7	16-33	.485	5-15	.333	9-10	.900	3	15	18	1.0	22	0	11	6	5	13	46	2.6		
12	POWER, TJ	14-0	110:28	7.9	10-25	.400	9-21	.429	4-4	1.000	4	10	14	1.0	8	0	3	4	1	4	33	2.4		
21	REEVES, Christian	3-0	15:35	5.2	2-3	.667	0-0	.000	1-2	.500	1	4	5	1.7	3	0	0	2	1	0	5	1.7		
55	HUBBARD, Spencer	5-0	10:30	2.1	1-3	.333	0-2	.000	0-0	.000	0	2	2	0.4	2	0	2	0	0	0	2	0.4		
20	BGOVICH, Neal	5-0	10:04	2.0	0-2	.000	0-2	.000	0-0	.000	0	3	3	0.6	0	0	0	0	0	0	0	0.0		
Team											22	30	52					7						
Total		18	3600		516-1071	.482	149-394	.378	290-389	.746	178	469	647	35.9	282	2	293	167	72	127	1471	81.7		
Opponents		18	3600		442-1017	.435	129-376	.343	193-281	.687	149	422	571	31.7	320	4	226	233	86	91	1206	67.0		

Team Statistics

	DU	OPP
Scoring	1471	1206
Points per game	81.7	67.0
Scoring margin	+14.7	-
Field goals-att	516-1071	442-1017
Field goal pct	.482	.435
3 point fg-att	149-394	129-376
3-point FG pct	.378	.343
3-pt FG made per game	8.3	7.2
Free throws-att	290-389	193-281
Free throw pct	.746	.687
F-Throws made per game	16.1	10.7
Rebounds	647	571
Rebounds per game	35.9	31.7
Rebounding margin	+4.2	-
Assists	293	226
Assists per game	16.3	12.6
Turnovers	167	233
Turnovers per game	9.3	12.9
Turnover margin	+3.7	-
Assist/turnover ratio	1.8	1.0
Steals	127	91
Steals per game	7.1	5.1
Blocks	72	86
Blocks per game	4.0	4.8
Winning streak	1	-
Home win streak	0	-
Attendance	102454	60264
Home games-Avg/Game	11-9314	5-12053
Neutral site-Avg/Game	-	2-18646

Team Results

Date	Opponent		Score	Att.
11/06/2023	Dartmouth	W	92-54	9314
11/10/2023	Arizona	L	73-78	9314
11/14/2023	vs Michigan St.	W	74-65	18780
11/17/2023	Bucknell	W	90-60	9314
11/21/2023	La Salle	W	95-66	9314
11/24/2023	Southern Ind.	W	80-62	9314
11/29/2023	at Arkansas	L	75-80	20344
12/02/2023	at Georgia Tech	L	68-72	7758
12/09/2023	Charlotte	W	80-56	9314
12/12/2023	Hofstra	W	89-68	9314
12/20/2023	vs Baylor	W	78-70	18512
12/30/2023	Queens (NC)	W	106-69	9314
01/02/2024	Syracuse	W	86-66	9314
01/06/2024	at Notre Dame	W	67-59	8066
01/09/2024	at Pittsburgh	W	75-53	11476
01/13/2024	Georgia Tech	W	84-79	9314
01/20/2024	Pittsburgh	L	76-80	9314
01/23/2024	at Louisville	W	83-69	12620

DUKE ACC SEASON STATS

Game Records

Record	Overall	Home	Away	Neutral
ALL GAMES	5-2	2-1	3-1	0-0
CONFERENCE	5-2	2-1	3-1	0-0
NON-CONFERENCE	0-0	0-0	0-0	0-0

Score by Periods

Team	1st	2nd	OT	TOT
Duke	261	278	0	539
Opponents	229	249	0	478

Team Box Score

No.	Player				Total		3-Point		F-Throw		Rebounds												
		GP-GS	MIN	AVG	FG-FGA	FG%	3FG-3FGA	3FG%	FT-FTA	FT%	OFF	DEF	TOT	AVG	PF	DQ	A	TO	BLK	STL	PTS	AVG	
30	FILIPOWSKI, Kyle	7-7	236:49	33.8	43-90	.478	13-28	.464	24-37	.649	19	46	65	9.3	16	0	24	15	13	6	123	17.6	
25	MITCHELL, Mark	5-4	145:54	29.2	29-48	.604	2-6	.333	19-26	.731	14	25	39	7.8	9	0	5	4	2	3	79	15.8	
3	ROACH, Jeremy	6-6	184:19	30.7	28-60	.467	10-21	.476	26-28	.929	3	19	22	3.7	15	0	19	7	0	13	92	15.3	
0	MCCAIN, Jared	7-7	215:54	30.8	30-76	.395	13-39	.333	10-13	.769	4	20	24	3.4	10	0	5	8	0	5	83	11.9	
5	PROCTOR, Tyrese	7-3	178:57	25.6	23-54	.426	12-34	.353	11-16	.688	0	13	13	1.9	11	0	19	8	1	4	69	9.9	
1	FOSTER, Caleb	7-6	198:10	28.3	15-37	.405	8-15	.533	6-11	.545	2	12	14	2.0	16	0	21	7	1	10	44	6.3	
15	YOUNG, Ryan	7-1	88:40	12.7	11-19	.579	0-0	.000	4-5	.800	11	16	27	3.9	12	0	6	11	6	0	26	3.7	
12	POWER, TJ	6-0	40:04	6.7	3-12	.250	2-9	.222	0-0	.000	3	7	10	1.7	2	0	0	2	1	1	8	1.3	
2	BLAKES, Jaylen	7-1	70:60	10.1	2-10	.200	1-6	.167	4-4	1.000	1	3	4	0.6	12	0	3	2	3	7	9	1.3	
13	STEWART, Sean	5-0	40:13	8.0	1-5	.200	0-0	.000	4-6	.667	6	6	12	2.4	6	0	0	1	3	2	6	1.2	
Team											8	7	15				1						
Total		7	1400		185-411	.450	61-158	.386	108-146	.740	71	174	245	35.0	109	0	102	66	30	51	539	77.0	
Opponents		7	1400		177-391	.453	51-142	.359	73-105	.695	55	171	226	32.3	123	3	87	87	35	40	478	68.3	

Team Statistics

	DU	OPP
Scoring	539	478
Points per game	77.0	68.3
Scoring margin	+8.7	-
Field goals-att	185-411	177-391
Field goal pct	.450	.453
3 point fg-att	61-158	51-142
3-point FG pct	.386	.359
3-pt FG made per game	8.7	7.3
Free throws-att	108-146	73-105
Free throw pct	.740	.695
F-Throws made per game	15.4	10.4
Rebounds	245	226
Rebounds per game	35.0	32.3
Rebounding margin	+2.7	-
Assists	102	87
Assists per game	14.6	12.4
Turnovers	66	87
Turnovers per game	9.4	12.4
Turnover margin	+3.0	-
Assist/turnover ratio	1.5	1.0
Steals	51	40
Steals per game	7.3	5.7
Blocks	30	35
Blocks per game	4.3	5.0
Winning streak	1	-
Home win streak	0	-
Attendance	27942	39920
Home games-Avg/Game	3-9314	4-9980
Neutral site-Avg/Game	-	0-0

Team Results

Date	Opponent		Score	Att.
12/02/2023	at Georgia Tech	L	68-72	7758
01/02/2024	Syracuse	W	86-66	9314
01/06/2024	at Notre Dame	W	67-59	8066
01/09/2024	at Pittsburgh	W	75-53	11476
01/13/2024	Georgia Tech	W	84-79	9314
01/20/2024	Pittsburgh	L	76-80	9314
01/23/2024	at Louisville	W	83-69	12620



DUKE BASKETBALL

2023-24 RADIO/TV ROSTER



0 • JARED MCCAIN

G | 6-3 | 197 | Fr.
Sacramento, Calif.
Centennial



1 • CALEB FOSTER

G | 6-5 | 197 | Fr.
Harrisburg, N.C.
Notre Dame (Calif.)



2 • JAYLEN BLAKES

G | 6-2 | 204 | Jr.
Somerset, N.J.
Blair Academy



3 • JEREMY ROACH

G | 6-2 | 180 | Sr.
Leesburg, Va.
St. Paul VI HS



5 • TYRESE PROCTOR

G | 6-5 | 183 | So.
Sydney, Australia
NBA Global Academy



12 • TJ POWER

F | 6-9 | 216 | Fr.
Shrewsbury, Mass.
Worcester Academy



13 • SEAN STEWART

F | 6-9 | 227 | Fr.
Windermere, Fla.
Montverde Academy



14 • JADEN SCHUTT

G | 6-5 | 190 | So.
Yorkville, Ill.
Yorkville Christian HS



15 • RYAN YOUNG

F | 6-10 | 238 | Gr.
Stewartsville, N.J.
Bethlehem Catholic HS
Northwestern Univ.



20 • NEAL BEGOVICH

F | 6-9 | 230 | Gr.
San Francisco, Calif.
St. Ignatius College Prep
Stanford Univ.



21 • CHRISTIAN REEVES

C | 7-1 | 261 | So.
Charlotte, N.C.
Oak Hill Academy (Va.)



25 • MARK MITCHELL

F | 6-9 | 232 | So.
Kansas City, Kan.
Sunrise Christian School



30 • KYLE FILIPOWSKI

C | 7-0 | 248 | So.
Westtown, N.Y.
Wilbraham & Monson Academy




52 • STANLEY BORDEN

C | 7-0 | 241 | Jr.
Istanbul, Turkey
Istanbul Int'l Community School




55 • SPENCER HUBBARD

G | 5-8 | 157 | Sr.
Los Angeles, Calif.
Harvard Westlake HS



JON SCHEYER

Head Coach
Duke '10
11th Season at Duke / 2nd as Head Coach




CHRIS CARRAWELL

Associate Head Coach
Duke '00
6th Season at Duke




JAI LUCAS

Associate Head Coach
Texas '11
2nd Season at Duke



WILL AVERY

Assistant Coach
Duke '23
1st Season at Duke



EMANUEL DILDY

Assistant Coach
Eastern Illinois '05
1st Season at Duke