



GAME NOTES

Clemson Tigers (13-5, 3-4 ACC) vs. No. 12/12 Duke Blue Devils (14-4, 5-2 ACC)

Game #19 • Road Game #7 • ACC Game #8

TV: ESPN

Radio: WCCP 105.5 FM

Saturday, January 27 • Cameron Indoor Stadium (Durham, N.C.) • 4 p.m. ET



30 POSTSEASON APPEARANCES | 13 NCAA TOURNAMENTS | 4 SWEET SIXTEENS | 1 ELITE EIGHT | 1990 ACC REGULAR SEASON CHAMPIONS

CLEMSON RECORDS

| | | |
|--------------------------------|------|----|
| Overall: | 13-5 | W1 |
| vs. ACC opponents: | 3-4 | W1 |
| Non-Conference regular-season: | 10-1 | W2 |
| Home: | 7-2 | L1 |
| Away: | 3-3 | W1 |
| Neutral: | 3-0 | W3 |

BROADCAST INFORMATION

TV: ESPN (Dave O'Brien; PxP, Cory Alexander; Analyst, Myron Medcalf; Sideline)
Watch Link: bit.ly/3vF6yU
Radio: Clemson Athletic Network (Don Munson, Tim Bourret and Ben Milstead)
Clemson Radio Affiliates: WCCP 105.5 The ROAR (Flagship)
SiriusXM: Ch. 385, and on the SiriusXM App
Live Stats: <https://statb.us/w/clem/484296>

SERIES HISTORY

Overall: Clemson trails 33-112
In Clemson: Clemson trails 25-40
In Durham: Clemson trails 4-63
At neutral sites: Clemson trails 4-9
Current streak: Clemson, 1
Coach Brownell vs. Duke: 4-12

SCHEDULE & RESULTS

| Date | AP Rank CU Opp | Opponent | TV | Eastern Time |
|----------------|----------------|---|----------|----------------|
| N 1 | - | Newberry ^{EXH} | N/A | W, 90-39 |
| November (6-0) | | | | |
| N 6 | - | Winthrop | ACCNX | W, 78-56 |
| N 10 | - | vs. UAB ¹ | ESPN+ | W, 77-76 |
| N 12 | - | vs. Davidson ¹ | ESPN2 | W, 68-65 |
| N 19 | - | Boise State | ACCNX | W, 85-68 |
| N 24 | - | Alcorn State | ACCN | W, 90-69 |
| N 28 | - | at Alabama ² | ESPN | W, 85-77 |
| December (5-1) | | | | |
| D 3 | - | at Pittsburgh* | ACCN | W, 79-70 |
| D 6 | 24 | South Carolina | ACCN | W, 72-67 |
| D 9 | 24 | vs. TCU ³ | FS1 | W, 74-66 |
| D 16 | 13 | at Memphis | ESPN+ | L, 77-79 |
| D 22 | 18 | Queens | ACCN | W, 109-79 |
| D 29 | 18 | Radford | ACCNX | W, 93-58 |
| January (2-4) | | | | |
| J 3 | 16 | at Miami (Fla.)* | ESPN | L, 82-95 |
| J 6 | 16 | North Carolina* | ESPN2 | L, 55-65 |
| J 10 | 21 | at Virginia Tech* | ESPN2 | L, 72-87 |
| J 13 | 21 | Boston College* | ACCN | W, 89-78 |
| J 16 | - | Georgia Tech* | ACCN | L, 90-93 (2OT) |
| J 20 | - | at Florida State* | ACCN | W, 78-67 |
| J 27 | - | at Duke* | ESPN | 4 p.m. |
| J 30 | - | Louisville* | ACCN | 9 p.m. |
| February (0-0) | | | | |
| F 3 | - | Virginia* | ESPN/2 | 2 p.m. |
| F 6 | - | at North Carolina* | ESPN/2/U | 7 p.m. |
| F 10 | - | at Syracuse* | ESPN/2 | 12 p.m. |
| F 14 | - | Miami (Fla.)* | ESPN/2/U | 7 p.m. |
| F 17 | - | NC State* | CW | 7:45 p.m. |
| F 21 | - | at Georgia Tech* | ACCN | 7 p.m. |
| F 24 | - | Florida State* | CW | 7:45 p.m. |
| F 27 | - | Pittsburgh | ACCN | 7 p.m. |
| March (0-0) | | | | |
| M 2 | - | at Notre Dame* | CW | 7:45 p.m. |
| M 5 | - | Syracuse* | ESPN/2/U | 7 p.m. |
| M 9 | - | at Wake Forest* | ACCN | 6 p.m. |
| M 16-19 | - | New York Life ACC Tournament ⁴ | | |

* - ACC contest; Note: Home games in bold; ¹ Asheville Championship (Harrah's Cherokee Center; Asheville, N.C.); ² ACC/SEC Challenge (Coleman Coliseum; Tuscaloosa, Ala.); ³ 2023 Hall of Fame Series (Coca-Cola Coliseum; Toronto, Ontario, Canada); ⁴ ACC Tournament (Capital One Arena; Washington, D.C.)

PRONUNCIATIONS

Jake Heidbreder (HIDE-breeder); Ian Schieffelin (CHEF-lynn); Asa Thomas (ACE-uh); Bas Leyte (Boz LIGHT-uh); Daniel Nauseef (NAW-seef); Andrew Latiff (LUH-tiff); Brad Brownell (BROWN-nehl)

TABLE OF CONTENTS

| | |
|--------------------------|-------|
| Broadcast Sheet | 2 |
| Roster | 3 |
| Head Coach Brad Brownell | 4 |
| Team Notes | 5-10 |
| Player Stats/Notes | 11-18 |
| Miscellaneous Stats | 19 |
| Superlatives | 20 |
| Stats | 21-24 |
| Hall American | 25 |

ATHLETIC COMMUNICATIONS

Address: 100 Perimeter Rd., Clemson, SC 29634
Basketball SID: Ben Winterrowd
Email: winterr@clemson.edu
Cell: 630-862-8828
Website: ClemsonTigers.com
Twitter/Instagram: @ClemsonMBB

CLEMSON BASKETBALL HEADLINES

CLEMSON vs. DUKE




• Clemson and Duke will meet for the 146th time in program history. The Tigers won the last meeting against the Blue Devils, 72-64, in Clemson last season.

CLEMSON BASKETBALL HEADLINES

- **PJ Hall Is An All-American** – The senior center garnered Preseason First Team All-ACC honors.
 - Hall was named to the John R. Wooden Award Preseason Top 50 Watch List and was recently upgraded to the Wooden Award Midseason Top 25 Watch List for his play this season. Named to 2023-24 Lute Olson Midseason Watch List.
 - Hall became just the seventh Tiger to amass 1,300+ points, 500+ rebounds and 100+ blocks in a career (Trevor Booker, Elden Campbell, Dale Davis, Larry Nance, Tree Rollins, Sharone Wright).
 - 24 20-point games and one 30-point game in his career and 28-straight double-digit scoring games.
 - He is one of two players in America averaging 19.5 points, 7.0 rebounds, 2.0 blocks and 1.5 assists and 31.0+ PER (Zach Edey, Purdue).
 - Fourth double-double of the season against Georgia Tech (1/16) with 31 points and 17 rebounds. 11th career double-double.
 - When PJ Hall scored 31 points against Georgia Tech on Jan. 16, he became the first Clemson center to score at least 30 in a game since Jan. 16, 1991 when Dale Davis scored 32 against Western Carolina. That's right 33 years to the day. Hall's 31 points vs. the Yellow Jackets was the first 30 point game for a Clemson center in an ACC game since Feb. 15, 1987 when Horace Grant scored 30 against Georgia Tech. That's right, the same school.
 - Hall was named ACC Player of the Week (Dec. 4) for his performances at Alabama and Pittsburgh. The first of his career.
 - Scored 17 points and totaled seven rebounds in the championship game against Davidson. Earned Tournament MVP honors.
 - Followed up season opener 20-point performance with 27 points and nine rebounds in a win vs. UAB.
- **Joseph Girard III** – Fourth all-time in ACC history for 3-pointers made (349). Passed Duke's Jay Williams at Alabama (11/28), while Jay was on the call for ESPN. Jay is 10th all-time with 313. Posted a season-high 25 points on 7-for-10 shooting and 6-for-9 from three at Pittsburgh (12/3).
 - Season-high 26 points (8-16 FG, 5-11 3FG, 5-6 FT) in a win over Boston College (1/13).
 - Tied career-high with nine rebounds at Memphis (12/16) – had nine rebounds against Notre Dame on 1-22-20.
 - Has five 20-point games this season and made multiple 3-pointers in 11 consecutive games from Nov. 12-Jan 3.
 - Became the seventh player since 1992-93 to achieve 1,900 points, 400 rebounds, 500 assists and 325 threes in a career.
- **Ian Schieffelin Is the ACC's Most Improved Player** – One of 10 players in America averaging at least 9.5 points, 9.5 rebounds and 2.0 assists per game (One of just five power conference players and the lone player in the ACC).
 - Dating back to 1992-93, he would be only the sixth player in ACC history to accomplish this stat line –joining Tim Duncan (Wake Forest - 1994-97), Luke Maye (North Carolina - 2017-19), Devin Thomas (Wake Forest - 2015-16), Travis Watson (Virginia - 2002-03) and Ryan Luther (Pittsburgh - 2017-18).
 - Had 17 rebounds in Clemson's victory at Pittsburgh on December 3, 2023, the most by a Clemson player under Brad Brownell and the most in any game since Trevor Booker had 17 at East Carolina on December 5, 2007.
 - Schieffelin's 31 rebounds over a two-game period were the most by a Tiger since the 1998-99 season. Tom Wideman had 17 rebounds in an NIT quarterfinal game against Butler on March 18, 1999, then had 15 against Xavier in the NIT semifinals in Madison Square Garden on March 23, 1999.
 - Five double-doubles this season. Eight double-digit rebounding games this season and 10 in his career.
 - First player in the country this season and second player in the ACC since 2013 to post a stat line of 16 points, 11 rebounds, 5 steals and 4 blocks in a single game.
- **Two Players Garner 20-Point, 15-Rebound Performances** – PJ Hall and Ian Schieffelin did something that hasn't been done at Clemson since at least the 1996-97 season.
 - Hall posted 31 points and 17 rebounds, while Schieffelin added 20 points and 15 rebounds in a loss to Georgia Tech.
 - It marked the first time a pair of teammates for Clemson have garnered at least 20 points and 15 rebounds in a game and just the third time in Division I that it has occurred since the 1996-97 season, per Stats Perform.

STATISTICAL OUTLOOK

| | Clemson | Instagram | Ht. | Wt. | Yr. | Hometown | GP/GS | PPG | RPG | APG | MPG |
|------|-------------------|------------------|--------|-----|------|-----------------------------|-------|------|-----|-----|----------|
| G 0 | Josh Beadle | jbeadle0 | 6-3.5 | 180 | RSo. | Columbia, S.C. | 17/0 | 3.2 | 1.2 | 0.8 | 11.3 |
| G 1 | Chase Hunter | chasehun1er | 6-4.5 | 200 | RSr. | Atlanta, Ga. | 18/18 | 11.8 | 2.5 | 2.8 | 31.8 |
| G 2 | Dillon Hunter | dillonhunter | 6-3.5 | 187 | So. | Atlanta, Ga. | 18/0 | 3.1 | 2.3 | 2.1 | 20.4 |
| G 3 | Jake Heidbreder | jakeheidbreder | 6-5.5 | 180 | RJr. | Floyds Knobs, Ind. | | | | | REDSHIRT |
| F 4 | Ian Schieffelin | ian4schieff | 6-8 | 238 | Jr. | Loganville, Ga. | 18/18 | 9.8 | 9.6 | 2.2 | 25.5 |
| F 5 | Jack Clark | jack5clark | 6-10 | 207 | Gr. | Cheltenham, Pa. | 8/3 | 3.0 | 3.0 | 1.0 | 14.0 |
| F 10 | RJ Godfrey | randallgodfreyjr | 6-8 | 228 | So. | Suwanee, Ga. | 18/0 | 7.1 | 3.4 | 0.8 | 16.6 |
| G 11 | Joseph Girard III | jg3____ | 6-2 | 189 | Gr. | Glens Falls, N.Y. | 18/18 | 14.9 | 3.7 | 3.4 | 32.5 |
| G 12 | Alex Hemenway | alexhemenway | 6-4 | 192 | Gr. | Newburgh, Ind. | 5/0 | 5.2 | 0.6 | 1.4 | 15.6 |
| G 13 | Andrew Latiff | a.latiff11 | 6-5 | 184 | Sr. | Clemson, S.C. | 3/0 | 0.7 | 0.7 | 0.0 | 1.9 |
| F 15 | Asa Thomas | _asathomas_ | 6-7 | 185 | Fr. | Lake Forest, Ill. | | | | | REDSHIRT |
| G 20 | Matt Kelly | matt.kelly1 | 6-2 | 175 | Jr. | Charleston, S.C. | 3/0 | 0.0 | 0.0 | 0.0 | 2.3 |
| F 21 | Chauncey Wiggins | chauncey.30 | 6-10.5 | 210 | So. | Grayson, Ga. | 18/14 | 7.5 | 2.8 | 0.9 | 20.6 |
| C 24 | PJ Hall | pjhall_24 | 6-10.5 | 238 | Sr. | Spartanburg, S.C. | 18/18 | 19.7 | 7.1 | 1.7 | 28.6 |
| F 32 | Daniel Nauseef | dnauseef | 6-7 | 210 | Jr. | Dayton, Ohio | 3/0 | 0.0 | 1.0 | 0.0 | 2.4 |
| F 33 | Bas Leyte | basleyte | 6-10.5 | 225 | Gr. | Bergen op Zoom, Netherlands | 18/0 | 0.8 | 0.9 | 0.3 | 4.5 |

| 0 |  | <div>JOSH BEADLE <i>RSO. • G • 6-3.5 • 180 • COLUMBIA, S.C./CARDINAL NEWMAN</i></div> <table><tr><th></th><th>MIN</th><th>PTS</th><th>REB</th><th>AST</th><th>FG%</th><th>3FG%</th><th>FT%</th></tr><tr><td>23-24</td><td>11.3</td><td>3.2</td><td>1.2</td><td>0.8</td><td>.537</td><td>.222</td><td>.529</td></tr><tr><td>Career</td><td>12.3</td><td>2.6</td><td>1.1</td><td>0.8</td><td>.425</td><td>.216</td><td>.571</td></tr></table> <div>Season Highs: <i>PTS (12), FG (4), 3FG (1), FT (4), REB (3), AST (3), STL (2)</i></div> | | MIN | PTS | REB | AST | FG% | 3FG% | FT% | 23-24 | 11.3 | 3.2 | 1.2 | 0.8 | .537 | .222 | .529 | Career | 12.3 | 2.6 | 1.1 | 0.8 | .425 | .216 | .571 | <div>» Career high 12 points at Florida State (1/20/24) on 4-for-6 shooting. Finished with career best four made free throws.</div> <div>» Averaged 16.9 points, 6.2 rebounds, 3.8 assists and 1.4 steals per game as a senior at Cardinal Newman. Eclipsed 1,000 career points.</div> <div>» Won back-to-back SCISA Class 3A Championships and led team in scoring.</div> <div>» Three-time All-Region, All-State, All-Tournament and All-Star player.</div> <div>» Chose Clemson over Wake Forest and VCU.</div> |
|--------|---|--|-----|-----|------|------|------|-----|------|-----|-------|------|------|-----|-----|------|------|------|--------|------|------|-----|-----|------|------|------|--|
| | MIN | PTS | REB | AST | FG% | 3FG% | FT% | | | | | | | | | | | | | | | | | | | | |
| 23-24 | 11.3 | 3.2 | 1.2 | 0.8 | .537 | .222 | .529 | | | | | | | | | | | | | | | | | | | | |
| Career | 12.3 | 2.6 | 1.1 | 0.8 | .425 | .216 | .571 | | | | | | | | | | | | | | | | | | | | |
| 1 |  | <div>CHASE HUNTER <i>RSR. • G • 6-4.5 • 200 • ATLANTA, GA./WESTLAKE HS</i></div> <table><tr><th></th><th>MIN</th><th>PTS</th><th>REB</th><th>AST</th><th>FG%</th><th>3FG%</th><th>FT%</th></tr><tr><td>23-24</td><td>31.8</td><td>11.8</td><td>2.5</td><td>2.8</td><td>.403</td><td>.275</td><td>.889</td></tr><tr><td>Career</td><td>24.6</td><td>8.5</td><td>2.3</td><td>2.5</td><td>.405</td><td>.309</td><td>.799</td></tr></table> <div>Season Highs: <i>PTS (18), REB (6), AST (7), FG (8), 3FG (3), FT (8), STL (2), BLK (1)</i></div> | | MIN | PTS | REB | AST | FG% | 3FG% | FT% | 23-24 | 31.8 | 11.8 | 2.5 | 2.8 | .403 | .275 | .889 | Career | 24.6 | 8.5 | 2.3 | 2.5 | .405 | .309 | .799 | <div>» Career high with 26 points vs. The Citadel. Career-high 8 assists vs. Bellarmine (Nov. 18).</div> <div>» Career-high 23 points (7-9 FG) in win at Boston College (Feb. 26). Tied career-high 7 reb.</div> <div>» Scored then-career-high 21 points vs. Wake Forest (2/23/22). Totaled career-best 10 field goals.</div> <div>» Came to Clemson as a four-star prospect and No. 98 overall in 247Sports' Top 100.</div> <div>» Rated the No. 4 player in the state of Georgia and the No. 14 combo guard in the country.</div> <div>» Chose Clemson over Georgia, Virginia, Oklahoma and Michigan State.</div> |
| | MIN | PTS | REB | AST | FG% | 3FG% | FT% | | | | | | | | | | | | | | | | | | | | |
| 23-24 | 31.8 | 11.8 | 2.5 | 2.8 | .403 | .275 | .889 | | | | | | | | | | | | | | | | | | | | |
| Career | 24.6 | 8.5 | 2.3 | 2.5 | .405 | .309 | .799 | | | | | | | | | | | | | | | | | | | | |
| 2 |  | <div>DILLON HUNTER <i>SO. • G • 6-3.5 • 187 • ATLANTA, GA./WESTLAKE HS</i></div> <table><tr><th></th><th>MIN</th><th>PTS</th><th>REB</th><th>AST</th><th>FG%</th><th>3FG%</th><th>FT%</th></tr><tr><td>23-24</td><td>20.4</td><td>3.1</td><td>2.3</td><td>2.1</td><td>.368</td><td>.333</td><td>.556</td></tr><tr><td>Career</td><td>14.9</td><td>2.0</td><td>1.6</td><td>1.5</td><td>.333</td><td>.255</td><td>.583</td></tr></table> <div>Season Highs: <i>PTS (7), FG (3), 3FG (1), FT (2), REB (4), AST (5), STL (2)</i></div> | | MIN | PTS | REB | AST | FG% | 3FG% | FT% | 23-24 | 20.4 | 3.1 | 2.3 | 2.1 | .368 | .333 | .556 | Career | 14.9 | 2.0 | 1.6 | 1.5 | .333 | .255 | .583 | <div>» First career start vs. Georgia Tech; Season-high 9 points (3-5 FG) vs. Yellow Jackets.</div> <div>» He is the younger brother of current Tiger Chase Hunter, was ranked No. 64 in the ESPN 100 and rated a four-star prospect.</div> <div>» Hunter chose Clemson over Baylor, Auburn, Florida State, Kentucky, Georgia and Georgia Tech.</div> <div>» "He has excellent vision and a feel for the game, which makes him an outstanding passer and facilitator who complements our other freshmen very well."</div> |
| | MIN | PTS | REB | AST | FG% | 3FG% | FT% | | | | | | | | | | | | | | | | | | | | |
| 23-24 | 20.4 | 3.1 | 2.3 | 2.1 | .368 | .333 | .556 | | | | | | | | | | | | | | | | | | | | |
| Career | 14.9 | 2.0 | 1.6 | 1.5 | .333 | .255 | .583 | | | | | | | | | | | | | | | | | | | | |
| 3 |  | <div>JAKE HEIDBREDER (HIDE-BREEDER) <i>RJR. • F • 6-5.5 • 180 • FLOYDS KNOBS, IND./(FLOYDS KNOBS HS/AIR FORCE)</i></div> <table><tr><th></th><th>MIN</th><th>PTS</th><th>REB</th><th>AST</th><th>FG%</th><th>3FG%</th><th>FT%</th></tr><tr><td>23-24</td><td></td><td></td><td></td><td></td><td></td><td></td><td></td></tr><tr><td>Career</td><td>33.3</td><td>12.9</td><td>3.3</td><td>1.8</td><td>.492</td><td>.391</td><td>.838</td></tr></table> <div>Season Highs:</div> | | MIN | PTS | REB | AST | FG% | 3FG% | FT% | 23-24 | | | | | | | | Career | 33.3 | 12.9 | 3.3 | 1.8 | .492 | .391 | .838 | <div>» 2023 All-Mountain West Third Team, 303 points in 2022 was then-Air Force freshman record in Mountain West era (4th all time).</div> <div>» Averaged a team-leading 15.1 points per game last season at Air Force and was fourth in the Mountain West with 75 threes (seventh best in a season at Air Force).</div> <div>» Shooting splits of .483/.399/.867 last season.</div> <div>» Indiana Junior All-Star in high school and scored 1,228 points at Floyd Central H.S.</div> <div>» Three-time First Team All-Hoosier Hills Conference; All-State Honorable Mention by AP</div> |
| | MIN | PTS | REB | AST | FG% | 3FG% | FT% | | | | | | | | | | | | | | | | | | | | |
| 23-24 | | | | | | | | | | | | | | | | | | | | | | | | | | | |
| Career | 33.3 | 12.9 | 3.3 | 1.8 | .492 | .391 | .838 | | | | | | | | | | | | | | | | | | | | |
| 4 |  | <div>IAN SCHIEFFELIN (CHEF-LIN) <i>JR. • F • 6-8 • 238 • LOGANVILLE, GA./GRAYSON HS</i></div> <table><tr><th></th><th>MIN</th><th>PTS</th><th>REB</th><th>AST</th><th>FG%</th><th>3FG%</th><th>FT%</th></tr><tr><td>23-24</td><td>25.5</td><td>9.8</td><td>9.6</td><td>2.2</td><td>.593</td><td>.556</td><td>.744</td></tr><tr><td>Career</td><td>18.1</td><td>5.5</td><td>4.9</td><td>1.6</td><td>.509</td><td>.393</td><td>.714</td></tr></table> <div>Season Highs: <i>PTS (16), REB (17), FG (7), 3FG (2), FT (6), AST (6), STL (5), BLK (4)</i></div> | | MIN | PTS | REB | AST | FG% | 3FG% | FT% | 23-24 | 25.5 | 9.8 | 9.6 | 2.2 | .593 | .556 | .744 | Career | 18.1 | 5.5 | 4.9 | 1.6 | .509 | .393 | .714 | <div>» 16 points, 11 rebounds vs. UNC (1/6); Added career highs in steals (5) and blocks (4).</div> <div>» Career high 17 rebounds in win at Pittsburgh (7-10); Second career double-double vs. S. Car.</div> <div>» Career-high 20 points and 14 rebounds vs. The Citadel (Nov. 7); Career-best 9 off. rebounds.</div> <div>» Averaged 12.0 points, 12.0 rebounds and 3.0 blocks per game as a senior for a top-ranked program in Georgia (Grayson HS). Finished 10th in country and No. 1 among public schools.</div> <div>» Helped lead Grayson to a Region 8-AAAAAAA championship and 25-4 record as a soph.</div> <div>» Chose Clemson over Virginia Tech and Dayton.</div> |
| | MIN | PTS | REB | AST | FG% | 3FG% | FT% | | | | | | | | | | | | | | | | | | | | |
| 23-24 | 25.5 | 9.8 | 9.6 | 2.2 | .593 | .556 | .744 | | | | | | | | | | | | | | | | | | | | |
| Career | 18.1 | 5.5 | 4.9 | 1.6 | .509 | .393 | .714 | | | | | | | | | | | | | | | | | | | | |
| 5 |  | <div>JACK CLARK <i>GR. • F • 6-10 • 207 • CHELTENHAM, PA./(CHELTENHAM HS/NC STATE)</i></div> <table><tr><th></th><th>MIN</th><th>PTS</th><th>REB</th><th>AST</th><th>FG%</th><th>3FG%</th><th>FT%</th></tr><tr><td>23-24</td><td>14.0</td><td>3.0</td><td>3.0</td><td>1.0</td><td>.308</td><td>.267</td><td>.800</td></tr><tr><td>Career</td><td>26.7</td><td>9.8</td><td>5.5</td><td>1.4</td><td>.398</td><td>.299</td><td>.797</td></tr></table> <div>Season Highs: <i>PTS (7), REB (7), AST (4), FG (2), 3FG (2), FT (2), STL (1), BLK (1)</i></div> | | MIN | PTS | REB | AST | FG% | 3FG% | FT% | 23-24 | 14.0 | 3.0 | 3.0 | 1.0 | .308 | .267 | .800 | Career | 26.7 | 9.8 | 5.5 | 1.4 | .398 | .299 | .797 | <div>» Season-high seven points, seven rebounds and four assists at FSU (1/20/24)</div> <div>» Offseason transfer from ACC foe NC State.</div> <div>» Overcoming offseason hernia surgery.</div> <div>» Played last season for the Wolpack and his first three seasons at La Salle.</div> <div>» Averaged 9.0 points per game and 6.9 rebounds last season for NC State.</div> <div>» Has played 86 games in his career with 60 starts.</div> <div>» Redshirted the 2019-20 season due to injury.</div> |
| | MIN | PTS | REB | AST | FG% | 3FG% | FT% | | | | | | | | | | | | | | | | | | | | |
| 23-24 | 14.0 | 3.0 | 3.0 | 1.0 | .308 | .267 | .800 | | | | | | | | | | | | | | | | | | | | |
| Career | 26.7 | 9.8 | 5.5 | 1.4 | .398 | .299 | .797 | | | | | | | | | | | | | | | | | | | | |
| 10 |  | <div>RJ GODFREY <i>SO. • F • 6-8 • 228 • SUWANEE, GA./NORTH GWINNETT HS</i></div> <table><tr><th></th><th>MIN</th><th>PTS</th><th>REB</th><th>AST</th><th>FG%</th><th>3FG%</th><th>FT%</th></tr><tr><td>23-24</td><td>16.6</td><td>7.1</td><td>3.4</td><td>0.8</td><td>.633</td><td>.500</td><td>.481</td></tr><tr><td>Career</td><td>11.9</td><td>4.6</td><td>2.6</td><td>0.5</td><td>.617</td><td>.364</td><td>.566</td></tr></table> <div>Season Highs: <i>PTS (19), REB (10), FG (8), 3FG (1), FT (4), AST (2), STL (2), BLK (4)</i></div> | | MIN | PTS | REB | AST | FG% | 3FG% | FT% | 23-24 | 16.6 | 7.1 | 3.4 | 0.8 | .633 | .500 | .481 | Career | 11.9 | 4.6 | 2.6 | 0.5 | .617 | .364 | .566 | <div>» Career high 19 points vs. Queens (12/22). Career-best eight made field goals.</div> <div>» Rated as a three-star prospects by 247Sports (#130) and Rivals (#135).</div> <div>» Godfrey averaged 16.0 points, 9.0 rebounds, 4.0 assists and 3.0 blocks per game last season. He is the rated the No. 5 player in the state of Georgia.</div> <div>» His father, Randall Godfrey, is an 11-year NFL veteran who played linebacker for the Dallas Cowboys, Tennessee Titans, Seattle Seahawks, San Diego Chargers and the Washington Commanders.</div> <div>» Godfrey chose Clemson over Ole Miss, Texas Tech, Georgia Tech, Utah and Georgia</div> |
| | MIN | PTS | REB | AST | FG% | 3FG% | FT% | | | | | | | | | | | | | | | | | | | | |
| 23-24 | 16.6 | 7.1 | 3.4 | 0.8 | .633 | .500 | .481 | | | | | | | | | | | | | | | | | | | | |
| Career | 11.9 | 4.6 | 2.6 | 0.5 | .617 | .364 | .566 | | | | | | | | | | | | | | | | | | | | |
| 11 |  | <div>JOSEPH GIRARD III <i>GR. • G • 6-2 • 189 • GLENS FALLS, N.Y./(GLENS FALLS/SYRACUSE)</i></div> <table><tr><th></th><th>MIN</th><th>PTS</th><th>REB</th><th>AST</th><th>FG%</th><th>3FG%</th><th>FT%</th></tr><tr><td>23-24</td><td>32.5</td><td>14.9</td><td>3.7</td><td>3.4</td><td>.423</td><td>.419</td><td>.919</td></tr><tr><td>Career</td><td>32.5</td><td>13.4</td><td>3.0</td><td>3.5</td><td>.383</td><td>.370</td><td>.872</td></tr></table> <div>Season Highs: <i>PTS (25), REB (9), FG (9), 3FG (6), FT (8), AST (6), STL (2), BLK (2)</i></div> | | MIN | PTS | REB | AST | FG% | 3FG% | FT% | 23-24 | 32.5 | 14.9 | 3.7 | 3.4 | .423 | .419 | .919 | Career | 32.5 | 13.4 | 3.0 | 3.5 | .383 | .370 | .872 | <div>» Season-high 26 points in win vs. Boston College (8-16 FG, 5-11 3FG, 5-6 FT)</div> <div>» 345 career 3-pointers is fourth all-time in the ACC</div> <div>» 17 points and five assists in Asheville Championship title game against Davidson.</div> <div>» Scored 1,652 points in four seasons at Syracuse with 360 rebounds, 445 assists and 165 steals.</div> <div>» Played in 125 games for the Orange, including 123 starts.</div> <div>» The top returning scorer in the ACC during league play from last year (17.8 points per game).</div> |
| | MIN | PTS | REB | AST | FG% | 3FG% | FT% | | | | | | | | | | | | | | | | | | | | |
| 23-24 | 32.5 | 14.9 | 3.7 | 3.4 | .423 | .419 | .919 | | | | | | | | | | | | | | | | | | | | |
| Career | 32.5 | 13.4 | 3.0 | 3.5 | .383 | .370 | .872 | | | | | | | | | | | | | | | | | | | | |
| 12 |  | <div>ALEX HEMENWAY <i>GR. • G • 6-4 • 192 • NEWBURGH, IND./CASTLE HS</i></div> <table><tr><th></th><th>MIN</th><th>PTS</th><th>REB</th><th>AST</th><th>FG%</th><th>3FG%</th><th>FT%</th></tr><tr><td>23-24</td><td>15.6</td><td>5.2</td><td>0.6</td><td>1.4</td><td>.381</td><td>.421</td><td>.500</td></tr><tr><td>Career</td><td>16.5</td><td>5.3</td><td>1.3</td><td>0.6</td><td>.446</td><td>.429</td><td>.761</td></tr></table> <div>Season Highs: <i>PTS (9), FG (3), 3FG (3), REB (2), AST (3), BLK (1), STL (1)</i></div> | | MIN | PTS | REB | AST | FG% | 3FG% | FT% | 23-24 | 15.6 | 5.2 | 0.6 | 1.4 | .381 | .421 | .500 | Career | 16.5 | 5.3 | 1.3 | 0.6 | .446 | .429 | .761 | <div>» As it stands, he ranks fifth all-time in 3-point percentage in school history (42.9%).</div> <div>» 15 points and career-high 3 assists in win over Penn State (Nov. 29).</div> <div>» Finished 5-for-5 from the field and 3-for-3 from three against Loyola Maryland (Nov. 21).</div> <div>» Career-high 18 points (7-9 FG, 4-6 3FG) in 81-70 win over USC Upstate (Nov. 15).</div> <div>» Chose Clemson over Nebraska, Creighton, DePaul and Belmont.</div> <div>» Father, Todd, played high school soccer in Indiana with Head Coach Brad Brownell.</div> |
| | MIN | PTS | REB | AST | FG% | 3FG% | FT% | | | | | | | | | | | | | | | | | | | | |
| 23-24 | 15.6 | 5.2 | 0.6 | 1.4 | .381 | .421 | .500 | | | | | | | | | | | | | | | | | | | | |
| Career | 16.5 | 5.3 | 1.3 | 0.6 | .446 | .429 | .761 | | | | | | | | | | | | | | | | | | | | |
| 15 |  | <div>ASA THOMAS (ACE-UH) <i>FR. • F • 6-7 • 185 • LAKE FOREST, ILL./LAKE FOREST HS</i></div> <table><tr><th></th><th>MIN</th><th>PTS</th><th>REB</th><th>AST</th><th>FG%</th><th>3FG%</th><th>FT%</th></tr><tr><td>23-24</td><td></td><td></td><td></td><td></td><td></td><td></td><td></td></tr><tr><td>Career</td><td>--</td><td>--</td><td>--</td><td>--</td><td>--</td><td>--</td><td>--</td></tr></table> <div>Season Highs:</div> | | MIN | PTS | REB | AST | FG% | 3FG% | FT% | 23-24 | | | | | | | | Career | -- | -- | -- | -- | -- | -- | -- | <div>» Rated a three-star prospect, according to 247Sports and Rivals. Ranked as the eighth-best player in the 2023 class from the state of Illinois.</div> <div>» Scored 1,130 career points at Lake Forest High School, averaging over 17.0 points per game as a senior.</div> <div>» Led the Illinois Wolves (AAU) on the UAA circuit, averaging 15.1 points per game. He was recognized by Synergy Sports as the most offensively efficient player on the UAA 17U circuit.</div> <div>» Chose Clemson over Illinois, Iowa, Wisconsin, Virginia Tech, Marquette and DePaul.</div> |
| | MIN | PTS | REB | AST | FG% | 3FG% | FT% | | | | | | | | | | | | | | | | | | | | |
| 23-24 | | | | | | | | | | | | | | | | | | | | | | | | | | | |
| Career | -- | -- | -- | -- | -- | -- | -- | | | | | | | | | | | | | | | | | | | | |
| 21 |  | <div>CHAUNCEY WIGGINS <i>SO. • F • 6-10.5 • 210 • GRAYSON, GA./GRAYSON HS</i></div> <table><tr><th></th><th>MIN</th><th>PTS</th><th>REB</th><th>AST</th><th>FG%</th><th>3FG%</th><th>FT%</th></tr><tr><td>23-24</td><td>20.6</td><td>7.5</td><td>2.8</td><td>0.9</td><td>.481</td><td>.382</td><td>.800</td></tr><tr><td>Career</td><td>13.6</td><td>4.4</td><td>1.7</td><td>0.6</td><td>.469</td><td>.389</td><td>.778</td></tr></table> <div>Season Highs: <i>PTS (19), REB (7), FG (8), 3FG (4), FT (2), AST (3), BLK (2), STL (1)</i></div> | | MIN | PTS | REB | AST | FG% | 3FG% | FT% | 23-24 | 20.6 | 7.5 | 2.8 | 0.9 | .481 | .382 | .800 | Career | 13.6 | 4.4 | 1.7 | 0.6 | .469 | .389 | .778 | <div>» Career-high 19 points vs. Memphis (12/16).</div> <div>» Rated a three-star prospect, according to 247Sports and Rivals.</div> <div>» Wiggins averaged 12.1 points, 6.6 rebounds, 2.3 assists, 1.2 steals and 1.8 blocks per game last season for Grayson. He was high school teammates with current Tiger Ian Schieffelin (Loganville, Ga./Grayson). Wiggins is ranked as the fourth-best player in the 2022 class from the state of Georgia and is a Top 150 player according to 247Sports.</div> <div>» Wiggins chose Clemson over NC State, Georgia, South Florida and Maryland.</div> |
| | MIN | PTS | REB | AST | FG% | 3FG% | FT% | | | | | | | | | | | | | | | | | | | | |
| 23-24 | 20.6 | 7.5 | 2.8 | 0.9 | .481 | .382 | .800 | | | | | | | | | | | | | | | | | | | | |
| Career | 13.6 | 4.4 | 1.7 | 0.6 | .469 | .389 | .778 | | | | | | | | | | | | | | | | | | | | |
| 24 |  | <div>PJ HALL <i>SR. • C • 6-10.5 • 238 • SPARTANBURG, S.C./DORMAN HS</i></div> <table><tr><th></th><th>MIN</th><th>PTS</th><th>REB</th><th>AST</th><th>FG%</th><th>3FG%</th><th>FT%</th></tr><tr><td>23-24</td><td>28.6</td><td>19.7</td><td>7.1</td><td>1.7</td><td>.520</td><td>.321</td><td>.795</td></tr><tr><td>Career</td><td>23.1</td><td>13.7</td><td>5.2</td><td>1.1</td><td>.514</td><td>.331</td><td>.785</td></tr></table> <div>Season Highs: <i>PTS (31), REB (17), FG (11), 3FG (3), FT (8), AST (4), STL (3), BLK (4)</i></div> | | MIN | PTS | REB | AST | FG% | 3FG% | FT% | 23-24 | 28.6 | 19.7 | 7.1 | 1.7 | .520 | .321 | .795 | Career | 23.1 | 13.7 | 5.2 | 1.1 | .514 | .331 | .785 | <div>» Career highs in points (31) and rebounds (17) vs. Georgia Tech (1/16).</div> <div>» Tournament MVP at 2023 Asheville Championship.</div> <div>» 16th on Clemson scoring list (1,384 points).</div> <div>» Third Team All-ACC in 2022-23.</div> <div>» 2020 No. 1 prospect in the state of South Carolina; ESPN ranked Hall No. 48 in its Top 100.</div> <div>» Highest rated prospect of the Brownell Era and fourth all-time at Clemson (247Sports).</div> <div>» Chose Clemson over Virginia Tech, Florida, Tennessee, Georgia Tech and South Carolina.</div> |
| | MIN | PTS | REB | AST | FG% | 3FG% | FT% | | | | | | | | | | | | | | | | | | | | |
| 23-24 | 28.6 | 19.7 | 7.1 | 1.7 | .520 | .321 | .795 | | | | | | | | | | | | | | | | | | | | |
| Career | 23.1 | 13.7 | 5.2 | 1.1 | .514 | .331 | .785 | | | | | | | | | | | | | | | | | | | | |
| 33 |  | <div>BAS LEYTE (BOZ, LIGHT-UH) <i>GR. • F • 6-10.5 • 225 • BERGEN OF ZOOM, NETHERLANDS/(NEW HAMPTON HS/UNCG)</i></div> <table><tr><th></th><th>MIN</th><th>PTS</th><th>REB</th><th>AST</th><th>FG%</th><th>3FG%</th><th>FT%</th></tr><tr><td>23-24</td><td>4.5</td><td>0.8</td><td>0.9</td><td>0.3</td><td>.667</td><td>.500</td><td>.400</td></tr><tr><td>Career</td><td>14.8</td><td>4.7</td><td>3.1</td><td>0.6</td><td>.505</td><td>.195</td><td>.667</td></tr></table> <div>Season Highs: <i>PTS (3), FG (1), REB (3), AST (2), BLK (1), STL (1)</i></div> | | MIN | PTS | REB | AST | FG% | 3FG% | FT% | 23-24 | 4.5 | 0.8 | 0.9 | 0.3 | .667 | .500 | .400 | Career | 14.8 | 4.7 | 3.1 | 0.6 | .505 | .195 | .667 | <div>» Offseason graduate transfer from Southern Conference member UNC Greensboro.</div> <div>» Will serve as primary backup to starting center PJ Hall.</div> <div>» Played in all 32 games last season and made 30 starts.</div> <div>» Averaged 7.6 points and 3.4 rebounds per game last year for UNCG.</div> <div>» Had 13 double-figure scoring games, and scored a season high 16 points against Chattanooga on Feb. 18, 2023. Recorded season-high 10 rebounds against Marshall on Dec. 13, 2022.</div> |
| | MIN | PTS | REB | AST | FG% | 3FG% | FT% | | | | | | | | | | | | | | | | | | | | |
| 23-24 | 4.5 | 0.8 | 0.9 | 0.3 | .667 | .500 | .400 | | | | | | | | | | | | | | | | | | | | |
| Career | 14.8 | 4.7 | 3.1 | 0.6 | .505 | .195 | .667 | | | | | | | | | | | | | | | | | | | | |

| | | | | | | | | |
|----|---|--|----|---|---|----|---|---|
| 13 |  | <div>ANDREW LATIFF <i>SR. • G • 6-5 • 184 CLEMSON, S.C. DANIEL HS</i></div> <div>» First career points vs. Queens (12/22/23).</div> <div>» Promoted undergraduate manager</div> <div>» Team captain and two-year starter in high school</div> | 20 |  | <div>MATT KELLY <i>JR. • G • 6-2 • 175 CHARLESTON, S.C. PORTER-GAUD HS</i></div> <div>» First career points on a layup at North Carolina (Feb. 11, 2023).</div> <div>» Second year in the program.</div> | 32 |  | <div>DANIEL NAUSEEF <i>JR. • F • 6-7 • 210 DAYTON, OHIO CHAMINADE JULIENNE CATHOLIC</i></div> <div>» First career points vs. Richmond (Dec. 17, 2022).</div> <div>» Promoted undergraduate manager</div> |
|----|---|--|----|---|---|----|---|---|

ROSTER

NUMERICAL

| No | Name | Pos | Hgt | Wgt | Year | Hometown | Previous School | Pronunciation/Notes |
|----|-------------------|-----|--------|-----|------|-----------------------------|-----------------------------|---------------------|
| 0 | Josh Beadle | G | 6-3.5 | 180 | RSo. | Columbia, S.C. | Cardinal Newman HS | |
| 1 | Chase Hunter | G | 6-4.5 | 200 | RSr. | Atlanta, Ga. | Westlake HS | |
| 2 | Dillon Hunter | G | 6-3.5 | 187 | So. | Atlanta, Ga. | Westlake HS | |
| 3 | Jake Heidbreder | G | 6-5.5 | 180 | Jr. | Floyds Knobs, Ind. | Floyd Knobs HS/Air Force | HIDE-breeder |
| 4 | Ian Schieffelin | F | 6-8 | 238 | Jr. | Loganville, Ga. | Grayson HS | CHEF-lynn |
| 5 | Jack Clark | F | 6-10 | 207 | Gr. | Cheltenham, Pa. | Cheltenham/NC State | |
| 10 | RJ Godfrey | F | 6-8 | 228 | So. | Suwanee, Ga. | North Gwinnett HS | |
| 11 | Joseph Girard III | G | 6-2 | 189 | Gr. | Glens Falls, N.Y. | Glens Falls HS/Syracuse | |
| 12 | Alex Hemenway | G | 6-4 | 192 | Gr. | Newburgh, Ind. | Castle HS | |
| 13 | Andrew Latiff | G | 6-5 | 184 | Sr. | Clemson, S.C. | Daniel HS | LUH-tiff |
| 15 | Asa Thomas | F | 6-7 | 185 | Fr. | Lake Forest, Ill. | Lake Forest HS | ACE-uh |
| 20 | Matt Kelly | G | 6-2 | 175 | Jr. | Charleston, S.C. | Porter-Gaud HS | |
| 21 | Chauncey Wiggins | F | 6-10.5 | 210 | So. | Grayson, Ga. | Grayson HS | |
| 24 | PJ Hall | F | 6-10.5 | 238 | Sr. | Spartanburg, S.C. | Dorman HS | |
| 32 | Daniel Nauseef | F | 6-7 | 210 | Jr. | Dayton, Ohio | Chaminade Julianne Catholic | NAW-seef |
| 33 | Bas Leyte | F | 6-10.5 | 225 | Gr. | Bergen op Zoom, Netherlands | New Hampton HS/UNCG | BOZ, LIGHT-uh |

Head Coach: Brad Brownell

Associate Head Coach: Billy Donlon

Assistant Coaches: Sean Dixon and Dick Bender

Director of Basketball Operations: Andy Assaley

Director of Recruiting: Lucas McKay

Special Assistant to the Head Coach: Jeff Reynolds

Director of Strength & Conditioning: Preston Greene

Director of Player Development: Terrell McIntyre

Sports Medicine: Brad Crowe

Video Coordinator: Aaron Stevens

Nutritionist: Michelle Sweeney

Graduate Manager: Joel Dance and AJ Morris

Undergraduate Managers: Tyler Pepicelli, Conner Pederson, Luke Ferrell, Sebastian Miller, Luke Ciprich, Hayden Johnson, Robert Liollo, Cameron White, Jameson Browne, Ryan Gormley, Farrakhan Jones-James, Will Buchert, Carter Berry



#0 JOSH BEADLE
G • 6-3.5 • 180 • RFr.
Columbia, S.C.



#1 CHASE HUNTER
G • 6-4.5 • 200 • RSr.
Atlanta, Ga.



#2 DILLON HUNTER
G • 6-3.5 • 187 • So.
Atlanta, Ga.



#3 JAKE HEIDBREDER
G • 6-5.5 • 180 • Jr.
Floyds Knobs, Ind.




#4 IAN SCHIEFFELIN
F • 6-8 • 238 • Jr.
Loganville, Ga.



#5 JACK CLARK
F • 6-10 • 207 • Gr.
Cheltenham, Pa.



#10 RJ GODFREY
F • 6-8 • 228 • So.
Suwanee, Ga.



#11 JOSEPH GIRARD III
G • 6-2 • 189 • Gr.
Glens Falls, N.Y.




#12 ALEX HEMENWAY
G • 6-4 • 192 • Gr.
Newburgh, Ind.



#13 ANDREW LATIFF
G • 6-5 • 184 • Sr.
Clemson, S.C.




#15 ASA THOMAS
F • 6-7 • 185 • Fr.
Lake Forest, Ill.



#20 MATT KELLY
G • 6-2 • 175 • Jr.
Charleston, S.C.




#21 CHAUNCEY WIGGINS
F • 6-10.5 • 210 • So.
Grayson, Ga.



#24 PJ HALL
C • 6-10.5 • 238 • Sr.
Spartanburg, S.C.



#32 DANIEL NAUSEEF
F • 6-7 • 210 • Jr.
Dayton, Ohio



#33 BAS LEYTE
F • 6-10.5 • 225 • Gr.
Beren op Zoom, Netherlands



BRAD BROWNELL
Head Coach
14th Season



BILLY DONLON
Associate Head Coach
2nd Season



SEAN DIXON
Assistant Coach
2nd Season




DICK BENDER
Assistant Coach
12th Season*



ANDY ASSALEY
Operations
2nd Season



LUCAS MCKAY
Recruiting
12th Season*



PRESTON GREENE
Strength and Conditioning
3rd Season*



TERRELL MCINTYRE
Player Development
7th Season



BRAD CROWE
Sports Medicine
8th Season



AARON STEVENS
Video Coordinator
2nd Season



MICHELLE SWEENEY
Nutrition
3rd Season



AJ MORRIS
Graduate Manager
2nd Season



JOEL DANCE
Graduate Manager
1st Season



BEN WINTERROWD
Communications
7th Season

* — denotes multiple stints served on full-time staff for Clemson Basketball

HEAD COACH BRAD BROWNELL



(Clicking on Coach Brownell's headshot will take you to his online bio)

CAREER RECORDS

Overall Record: 421-267
Conference Games (regular season career): 221-162
Non-Conference Games (at Clemson): 127-48
ACC Tournament: 7-12
NCAA Tournament (career): 3-6
Overtime Games (at Clemson): 14-8
NIT (career): 4-4

CAREER RECORDS (ACC PLAY)

Overall Record (Regular Season): 120-121
Overall Record (inc. postseason): 127-133
ACC Tournament: 6-11

ALL-TIME WINNINGEST COACHES

| | | |
|----|-------------------------------------|----------------|
| 1. | Brad Brownell (2010-present) | 254-182 |
| 2. | Cliff Ellis (1985-94) | 177-128 |
| 3. | Bill Foster (1975-84) | 156-106 |
| 4. | Oliver Purnell (2003-10) | 138-88 |
| 5. | Joe Davis (1932-40) | 101-86 |

CAREER COACHING RECORDS

Season Victories: 25
Cliff Ellis, 1986-87
Oliver Purnell, 2006-07
Brad Brownell, 2017-18

Home Victories
169, Brad Brownell (169-55), 2010-23

ACC Season Victories
14, Brad Brownell, 2022-23

ACC Home Victories
9, Brad Brownell, 2022-23

ACC Regular Season Career Victories
120, Brad Brownell (120-121), 2010-23

Overall Wins vs. ACC Teams
127, Brad Brownell (127-133), 2010-23

Overall Winning Percentage
vs. ACC Teams: .488, Brad Brownell (127-133), 2010-23

Overall ACC Home Winning Percentage
.678, Brad Brownell (82-39), 2010-23

ABOUT BRAD BROWNELL

Born November 15, 1968
Hometown Evansville, Indiana
High School Harrison High School
Degree DePauw University (1991); history
Master's University of Indianapolis (1994); history

FAMILY

Wife Paula
Daughter Abby
Daughter Kate

COACHING EXPERIENCE

| Years | School, Position |
|------------|---------------------------------|
| 1991-92 | Evansville, graduate assistant |
| 1992-94 | Indianapolis; assistant coach |
| 1994-2002 | UNC Wilmington, assistant coach |
| 2002-06 | UNC Wilmington, head coach |
| 2006-10 | Wright State, head coach |
| 2010-pres. | Clemson, head coach |

PLAYING EXPERIENCE

| Years | |
|----------------|--|
| 1988-91 | DePauw University (Ranks seventh in school history in career assists - 332; 15th in steals - 102; 17th in free throw percentage - .782) |
| 1989-90 Season | .899 free throw percentage; 132 assists, 47 steals (all top 10 single season; 2nd in FT, 10th in AST, 9th in STL) |

COACHING HONORS

| | |
|------|---|
| 2003 | Colonial Athletic Association Coach of the Year |
| 2006 | Colonial Athletic Association Coach of the Year |
| 2008 | Horizon League Coach of the Year |
| 2018 | Sports Illustrated College Basketball Coach of the Year |

COACHING TREE

Zavier Anderson (Assistant coach at Florida International)
Nick Bowman (Assistant coach at New Orleans)
Matt Bucklin (Assistant coach at James Madison)
Tee Butters (Assistant coach at Arkansas State)
Kylen Butler (Assistant coach at Eastern Illinois)
Mark Byington (Head coach at James Madison)
Austin Claunch (Assistant coach at Alabama)
Aaron Coombs (Head coach at Georgia Southwestern State)
Billy Donlon (Associate head coach at Clemson)
Jimmy Garrity (Head women's coach at Wofford)
Earl Grant (Head coach at Boston College)
Marty McGillan (Assistant coach at Longwood)
Riley McGillan (Assistant coach at Lenoir-Rhyne)
Lucas McKay (Director of recruiting at Clemson)
Rick Ray (Assistant coach at Colorado)
Richie Riley (Head coach at South Alabama)
Tanner Smith (Assistant coach at Appalachian State)
Aaron Stevens (Video coordinator at Clemson)

NBA DRAFT PICKS UNDER BROWNELL

| | |
|------|--|
| 2014 | KJ McDaniels, 32nd to Philadelphia |
| 2017 | Jaron Blossomgame, 59th to San Antonio |
| 2023 | Hunter Tyson, 37th to Denver |

BROWNELL'S YEAR-BY-YEAR HEAD COACHING RECORD

| YEAR | SCHOOL | OVERALL | .PCT | CONF. | POSTSEASON |
|---------|----------------|---------|------|-------|-------------------------------|
| 2002-03 | UNC Wilmington | 24-7 | .744 | 15-3 | NCAA, 1st round |
| 2003-04 | UNC Wilmington | 15-15 | .500 | 9-9 | |
| 2004-05 | UNC Wilmington | 19-10 | .655 | 13-5 | |
| 2005-06 | UNC Wilmington | 25-8 | .758 | 15-3 | NCAA, 1st round |
| 2006-07 | Wright State | 23-10 | .697 | 13-3 | NCAA, 1st round |
| 2007-08 | Wright State | 21-10 | .677 | 12-6 | |
| 2008-09 | Wright State | 20-13 | .606 | 12-6 | |
| 2009-10 | Wright State | 20-12 | .625 | 12-6 | |
| 2010-11 | Clemson | 22-12 | .647 | 9-7 | NCAA, 2nd round |
| 2011-12 | Clemson | 16-15 | .516 | 8-8 | |
| 2012-13 | Clemson | 13-18 | .419 | 5-13 | |
| 2013-14 | Clemson | 23-13 | .639 | 10-8 | NIT, Semifinals |
| 2014-15 | Clemson | 16-15 | .516 | 8-10 | |
| 2015-16 | Clemson | 17-14 | .548 | 10-8 | |
| 2016-17 | Clemson | 17-16 | .515 | 6-12 | NIT, 1st Round |
| 2017-18 | Clemson | 25-10 | .714 | 11-7 | NCAA, Sweet 16 |
| 2018-19 | Clemson | 20-14 | .588 | 9-9 | NIT, 2nd Round |
| 2019-20 | Clemson | 16-15 | .516 | 9-11 | No Postseason Due to COVID-19 |
| 2020-21 | Clemson | 16-8 | .667 | 10-6 | NCAA, 1st Round |
| 2021-22 | Clemson | 17-16 | .515 | 8-12 | |
| 2022-23 | Clemson | 23-11 | .676 | 14-6 | NIT, 1st Round |
| 2023-24 | Clemson | 13-5 | .722 | 3-4 | |

HEAD COACHING SUMMARY

| | | | |
|-------------------|----------------|-------------|----------------|
| at UNC Wilmington | 83-40 | .675 | 52-20 |
| at Wright State | 84-45 | .651 | 49-21 |
| at Clemson | 254-182 | .583 | 120-121 |
| TOTALS | 421-267 | .612 | 221-162 |

NOTE: Conference record is regular season only.

NOTES

CLEMSONGRIT

Program Definition: Passion and perseverance toward a long-term goal.

Culture of Commitment: Integrity, Work Ethic, Sacrifice

» Instituted in 2016-17, the program embodies a workman-like culture and blue collar work ethic.

"Grit, passion and perseverance toward a long-term goal and that can be applied to many things. It's not just about a season. It might be a college career. It might be a professional career. It might be graduating from college. It can pertain to just about anything. You need to have tremendous passion for something in your life if you want to be successful." - Head Coach Brad Brownell

SERIES HISTORY VS. DUKE

- Clemson and Duke will meet for the 146th time in program history. The Tigers won the last meeting against the Blue Devils, 72-64, in Clemson last season.
- Clemson has a 33-112 overall record against Duke, including a 4-63 record in Durham and 4-61 in Cameron Indoor Stadium. Clemson's first game in Cameron was on Jan. 20, 1940, a 54-49 Duke victory that was just the third game in the history of the facility. It opened on Jan. 6, 1940 with a Duke victory over Princeton.
- Clemson's four victories in Cameron took place in 1975-76 (90-89), 1976-77 (80-73 in OT), 1983-84 (77-76) and 1994-95 (75-70). The first two wins were Clemson teams led by Tree Rollins.
- Clemson lost its first 28 games in Cameron and Duke has won the last 20 against the Tigers. Clemson has had four one-possession losses at Duke during the 20-game streak, two under current head coach Brad Brownell. The Tigers lost by a point at Duke in 1997-98, Rick Barnes' final year as Clemson head coach, 81-80. Iker Irtube had a left corner fall away shot at the buzzer that missed. Clemson lost by 68-66 at Cameron in 2006-07 on a buzzer layup by David McClure off a pass from current Duke coach Jon Scheyer.
- Clemson also lost one-possession games at Duke in 2016-17 (64-62) and in 2021-22, Clemson's last appearance at Cameron (71-69). Shelton Mitchell, who led Clemson in scoring with 23 points, lost control of the ball on his way up to attempt the game tying shot in the 2017 game.
- Duke defeated Clemson 71-69 in Cameron in 2021-22. The Blue Devils' Paolo Banchero made a jumper with 13 seconds left to give Duke a four-point lead, the key basket of the game.
- Clemson's last two wins at Duke came in Bill Foster's last ACC road game and Rick Barnes first ACC road game.
- Clemson defeated a 15th-ranked Duke team on Feb. 29, 1984. It would be Coach K's first NCAA Tournament team. The Tigers had a 76-61 lead with six minutes left, but could make just one free throw and no field goals the remainder of the game. Duke cut the lead to 77-76 and had the ball for a final possession, but Johnny Dawkins missed a right wing jumper and the Tigers had the victory. Clemson played the game without star center Murray Jarman, who was ill and back at Clemson. A freshman named Horace Grant picked up his minutes and scored 16 points on 6-for-6 field goal shooting and 4-for-4 from the line.
- Clemson's last win in Cameron in 1994-95 was over a 9th-ranked Duke team. It would be the only ACC game Coach K coached that year. Clemson made 10-for-15 on 3-point shots as all seven Clemson players who participated made at least one three. The Tigers also shot 55.0 percent from the field overall and 76.0 percent from the line.

CLEMSON RANKS SIXTH IN ACC IN WINS OVER LAST 6+ SEASONS

- Head Coach Brad Brownell has led the Tigers to the sixth-most overall wins amongst ACC teams since 2017-18.
- The Tigers have won 63 games in the league, which ranks fifth in that same time frame.

MOST WINS SINCE 2017-18 (AS OF 1/25/24; ORDERED BY ACC WINS)

| Rk | Team | 2023-24 | ACC | Overall | ACC |
|-----|----------------|---------|-----|---------|-------|
| 1. | Virginia | 14-5 | 5-3 | 166-47 | 93-28 |
| 2. | Duke | 14-4 | 5-2 | 172-51 | 84-35 |
| 3. | North Carolina | 16-3 | 8-0 | 152-74 | 77-43 |
| 4. | Florida State | 12-7 | 6-2 | 134-76 | 72-47 |
| 5. | Clemson | 13-5 | 3-4 | 130-79 | 64-55 |
| 6. | Virginia Tech | 12-7 | 4-4 | 133-79 | 61-56 |
| 7. | Syracuse | 13-6 | 4-4 | 125-89 | 60-60 |
| 8. | NC State | 13-6 | 5-3 | 126-84 | 60-61 |
| 9. | Miami | 13-6 | 4-4 | 129-87 | 60-63 |
| 10. | Louisville | 6-13 | 1-7 | 102-102 | 51-66 |
| 11. | Notre Dame | 7-12 | 2-6 | 108-105 | 48-74 |
| 12. | Georgia Tech | 9-10 | 2-6 | 97-108 | 46-74 |

| | | | | | |
|-----|----------------|------|-----|--------|-------|
| 13. | Wake Forest | 13-6 | 5-3 | 98-104 | 45-77 |
| 14. | Boston College | 11-8 | 2-6 | 89-113 | 38-79 |
| 15. | Pittsburgh | 12-7 | 3-5 | 95-113 | 38-83 |

CLEMSON IS NO. 33 IN THIS WEEK'S NET RANKINGS

- Clemson is ranked No. 33 in the nation in the latest NET rankings. Clemson is the third-highest ranked ACC team in the NET.
- Clemson is 3-4 in Quad 1 games and is tied for second among ACC teams with three Quad 1 wins (North Carolina - 4).
- Clemson is No. 14 in RPI and has the No. 22 NET strength of schedule in the country.

CLEMSON CLAIMS DOUBLE-DIGIT WIN AT FLORIDA STATE

- Clemson won just 10th game in 36 tries all-time at Florida State on Jan. 20.
- The Tigers topped the Seminoles 78-67 for an 11-point victory margin in the Donald L. Tucker Center.
- It marked the first double-digit road win at Florida State since a 78-49 thrashing on Feb. 15, 1998.
- Both games are the only two double-digit wins on the road in Tallahassee in program history.
- The Tigers have now won 6-of-the-last-8 games against the Seminoles in the all-time series dating back to 2020.

GAMES IN WHICH TWO PLAYERS GARNER 20-POINT, 15-REBOUND PERFORMANCES

- PJ Hall and Ian Schieffelin did something that hasn't been done at Clemson since at least the 1996-97 season.
- Hall posted 31 points and 17 rebounds, while Schieffelin added 20 points and 15 rebounds in a loss to Georgia Tech.
- It marked the first time a pair of teammates for Clemson have garnered at least 20 points and 15 rebounds in a game and just the third time in Division I that it has occurred since the 1996-97 season, per Stats Perform.

GAMES TWO TEAMMATES HAVE HAD 20-POINT, 15-REBOUND PERFORMANCES (DIVISION I SINCE 1996-97)

| Date | Player, Team | Opponent | Pts. | Reb. |
|----------|--------------------------|----------------|------|------|
| 1-16-24 | PJ Hall, Clemson | Georgia Tech | 31 | 17 |
| | Ian Schieffelin, Clemson | | 20 | 15 |
| 12-19-09 | Damion Jones, Texas | North Carolina | 25 | 15 |
| | Dexter Pittman, Texas | | 23 | 15 |
| 3-20-05 | Sean May, UNC | Iowa State | 24 | 17 |
| | Marvin Williams, UNC | | 20 | 15 |

TIGERS SET RECORD FOR HAVING MORE ASSISTS THAN TURNOVERS IN EVERY GAME THIS SEASON

- Clemson's streak of 18 consecutive games with more assists than turnovers is the longest for a Clemson in history. The previous best for a Tiger team was the 1982-83 season when then Head Coach Bill Foster's Tigers had a streak of 13 consecutive games. That streak took place from the Jan. 24, 1983 Georgia Tech game through the March 5, 1983 Illinois-Chicago game.
- There has been just one other streak of seven games over the last 40 years and that came in 1983-84 when Clemson had a seven-game streak. The Tigers led the nation in assists per game that year with 20.39.
- Clemson has 285 assists and 188 turnovers so far this season for a 1.25 ratio. That is ahead of the Clemson single season record of 1.48 set during the 1980-81 season. Clemson is averaging 15.8 assists per game, the most on a per game basis since the 1989-90 Clemson team averaged 17.2 per contest.

GAMES CLEMSON HAS POSTED TWO 25+ POINT SCORERS

- Clemson's PJ Hall (26) and Joseph Girard III (26) each posted over 25 points in the Tigers' 89-78 win over Boston College (1/13).
- It was the first time since Jan. 28, 2023 that two players for Clemson have had 25 or more points in a game. Hunter Tyson (27) and Chase Hunter (26).
- Since 1996-97 it has only happened three times in program history, per Stats Perform.

GAMES CLEMSON HAS HAD TWO 25+ POINT SCORERS (SINCE 1996-97)

| Date | Opponent | Player | Points |
|---------|------------------|-------------------|--------|
| 1-13-24 | Boston College | PJ Hall | 26 |
| | | Joseph Girard III | 26 |
| 1-28-23 | at Florida State | Hunter Tyson | 27 |
| | | Chase Hunter | 26 |
| 2-13-02 | Wake Forest | Edward Scott | 30 |
| | | Tony Stockman | 30 |

GAMES A PLAYER HAS POSTED AT LEAST 15 POINTS, 10 REBOUNDS, 4 STEALS AND BLOCKS IN A GAME

- Clemson's Ian Schieffelin is the first Tiger to post a stat line of at least 15 points, 10 rebounds, four steals and four blocks in a single

QUICK FACTS - CLEMSON

| | |
|--|---|
| Nickname | Tigers |
| Location | Clemson, S.C. 29633 |
| Colors | Tiger Orange and Regalia |
| Founded | 1889 |
| Enrollment | 27,341 |
| President | Dr. James P. Clements (Maryland-Baltimore County '86) |
| Director of Athletics | Graham Neff (Georgia Tech '06) |
| Conference | Atlantic Coast Conference |
| Facility (Capacity) | Littlejohn Coliseum (9,000) |
| Year Opened | 1968 (Renovated 2015-16) |
| Record at Facility | 597-211 |
| Record Crowd | 13,863 (Jan. 9, 1980 vs. Duke) |
| Head Coach | Brad Brownell (DePauw '91) |
| Years as full-time college coach (inc. GA) | 33 |
| Winning seasons (HC & Asst. & GA) | 27 |
| Record as a head coach | 421-267 |
| Record at Clemson | 254-182 |
| First Year of Basketball | 1911-12 |
| Seasons of Basketball | 112 |
| Overall Record | 1414-1362-1 |

game dating back to the 1996-97 season.

- Furthermore, he is just the 10th player in the ACC to do so in that same time span, per Stats Perform.
- The last Tiger player that had at least 16 points, 11 rebounds, four steals and four blocks in a game was Sharone Wright who had 21 points, 13 rebounds, four steals and six blocks on 12-30-92 against Mercer.

GAMES A PLAYER HAS TOTALED AT LEAST 15 POINTS, 10 REBOUNDS, 4 STEALS AND 4 BLOCKS IN A GAME (SINCE 1996-97, ACC PLAYERS)

| Date | Name, School | Opponent | Pts | Reb | Stl | Blk |
|----------|--------------------------|----------------|-----|-----|-----|-----|
| 1-6-24 | Ian Schieffelin, Clemson | North Carolina | 16 | 11 | 5 | 4 |
| 11-19-17 | Ben Lammers, GT | Boston College | 19 | 13 | 4 | 8 |
| 3-17-17 | Jayson Tatum, Duke | Troy | 18 | 12 | 4 | 4 |
| 2-3-15 | Rakeem Christmas, SU | Virginia Tech | 15 | 12 | 4 | 5 |
| 12-21-13 | J.P. Tokoto, UNC | Davidson | 22 | 11 | 5 | 4 |
| 11-14-10 | Chris Singleton, FSU | UNCG | 22 | 11 | 10 | 4 |
| 12-6-08 | Alade Aminu, GT | Vanderbilt | 16 | 11 | 4 | 4 |
| 2-4-06 | Shelden Williams, Duke | FSU | 27 | 13 | 4 | 4 |
| 11-22-02 | Travis Watson, UVA | LIU | 26 | 13 | 4 | 4 |
| 3-4-01 | Shane Battier, Duke | UNC | 25 | 11 | 4 | 5 |

CLEMSON HELD RADFORD TO JUST 13 TOTAL REBOUNDS

- In Clemson's victory over Radford, the Tigers held the Highlanders to just 13 total rebounds and outrebounded them overall by 32 (45-13).
- The +32 rebounding was tied for the fourth-best in a single game in program history.
- The 13 rebounds allowed were the lowest by the program since Dec. 29, 2007 when the Tigers allowed 11 to Samford in a 78-45 win.
- Note that the date was exactly 16 years ago to the day and it was a 30-point victory that also moved a Clemson team to 11-1 before the New Year.

CLEMSON TEAM GAME BEST REBOUND MARGIN

| No. | CU-Opp | Site-Opponent | Date |
|-----|--------|----------------------|------------|
| +43 | 71-28 | H-West Virginia Tech | 12-16-1980 |
| +39 | 65-26 | H-Georgia | 1-3-1963 |
| +34 | 64-30 | H-Duke | 2-15-1975 |
| +32 | 45-13 | H-Radford | 12-29-2023 |
| +32 | 54-22 | H-Wake Forest | 1-6-1986 |

OPPONENTS WITH 13 REBOUNDS OR LESS IN A GAME (LAST 45 SEASONS)

| Date | Site-Opponent | Off. Reb | Total Reb |
|----------|---------------------|----------|-----------|
| 12-29-23 | H-Radford | | 2-13 |
| 12-29-07 | H-Samford | | 2-11 |
| 12-19-81 | N-Mississippi State | | N/A-12 |

OFFENSIVE ONSLAUGHT VS. QUEENS

- Clemson turned it up more than it has in a long time offensively in a 109-79 win over Queens (12/22/23).
- Clemson tied a school record with 69 first half points. The Tigers previously had 69 in the first half against Boston College on 12-28-76.
- It was the third-highest scoring half in Clemson history. The record is 72.
- Clemson's 109 points was the most in the Brownell Era and the most in a game since 118 in a triple OT win vs. Wake Forest on 2-13-02. It was the most in regulation since 120 at Charleston Southern on 12/1/93.
- In the first half, Clemson shot 71.1 percent — a new high mark in the Brownell Era.

NOTES

CLEMSON GOT OFF TO BEST START SINCE 2008-09

- Clemson won its first nine games before a loss at Memphis, its best start under Brad Brownell and its best start since beginning 16-0 in 2008-09. Clemson had such a strong start and had played just four of the nine games at home. The Tigers were 4-0 at home, 2-0 on the opponent's home court and 3-0 at neutral sites, including the Dec. 9 win over TCU in Toronto during that stretch.
- This marked the 12th start of 9-0 or better in Clemson history, but just the fourth time Clemson has done it by playing just four games or fewer at home. Clemson won its first nine games in 2008-09 and did it by going 4-0 at home, 2-0 on the road and 3-0 at neutral site, the exact same W-L line as this year.
- Clemson went 17-0 to start 2006-07 and had a 4-0 mark at home, 3-0 on the road and 2-0 at neutral site in this first nine games. Back in 1934-35 the Tigers started 9-0 and six of the nine wins were on the road. That Clemson team finished 15-3.

CLEMSON'S BEST STARTS TO A SEASON

| Year | Start | Final Record |
|---------|-------|------------------------------|
| 1986-87 | 17-0 | 25-6, NCAA First Round |
| 2006-07 | 17-0 | 25-11, NIT Championship Game |
| 2008-09 | 16-0 | 23-9, NCAA First Round |
| 1985-86 | 11-0 | 19-15, NIT Quarterfinals |
| 1995-96 | 11-0 | 18-11, NCAA First Round |
| 1994-95 | 10-0 | 15-13, NIT First Round |
| 2007-08 | 10-0 | 24-10, NCAA First Round |
| 1934-35 | 9-0 | 15-3, No Postseason |
| 1978-79 | 9-0 | 19-10, NIT Second Round |
| 1992-93 | 9-0 | 17-13, NIT Second Round |
| 2002-03 | 9-0 | 15-13, No Postseason |
| 2023-24 | 9-0 | --- |

CLEMSON WINS OUTSIDE THE UNITED STATES AGAINST TCU

- Clemson played its first ever game in Canada and beat TCU, 74-66, on December 9 in Toronto. It was Clemson's first regular season game outside the U.S. since November 21, 2018 when the Tigers played the third of three games against Creighton in the championship game of a tournament in the Cayman Islands.
- Overall, Clemson is now 20-9 in games outside the United States. The first took place in the season opener of the 1987-88 season when the Tigers defeated Oregon State, 69-54 in Taiwan. Clemson played just one official game on that trip, but also had two exhibition games against foreign teams.
- Brad Brownell has a 7-3 record in games played outside the United States. He also has taken two Clemson teams to the Virgin Islands.

CLEMSON REGULAR SEASON GAMES OUTSIDE UNITED STATES (20-9)

| Date | Opponent | Site | W-L | Score |
|----------|----------------------|-----------------|-----|------------|
| 12-9-23 | TCU | Toronto, Canada | W | 74-66 |
| 11-21-18 | Creighton | Cayman Islands | L | 82-87 |
| 11-20-18 | Georgia | Cayman Islands | W | 64-49 |
| 11-19-18 | Akron | Cayman Islands | W | 72-69 |
| 11-24-14 | LSU | Virgin Islands | W | 64-61 |
| 11-22-14 | Nevada | Virgin Islands | W | 59-50 |
| 11-21-14 | Gardner-Webb | Virgin Islands | L | 70-72 |
| 11-22-10 | Seton Hall | Virgin Islands | W | 64-58 (OT) |
| 11-21-10 | Old Dominion | Virgin Islands | L | 60-61 |
| 11-19-10 | Long Beach State | Virgin Islands | W | 69-55 |
| 12-22-07 | Ole Miss | Puerto Rico | L | 82-85 |
| 12-21-07 | DePaul | Puerto Rico | W | 90-74 |
| 12-20-07 | Puerto Rico-Mayaguez | Puerto Rico | W | 90-73 |
| 12-21-05 | Akron | Puerto Rico | W | 66-69 |
| 12-20-05 | Holy Cross | Puerto Rico | W | 71-48 |
| 12-19-05 | Puerto Rico-Mayaguez | Puerto Rico | W | 101-60 |
| 11-20-01 | Miami (Fla.) | Virgin Islands | L | 65-67 |
| 11-19-01 | La Salle | Virgin Islands | W | 81-69 |
| 11-17-01 | Morris Brown | Virgin Islands | W | 70-57 |
| 12-22-00 | Washington | Puerto Rico | L | 76-77 (OT) |
| 12-21-00 | Cincinnati | Puerto Rico | L | 80-88 |
| 12-20-00 | Florida Atlantic | Puerto Rico | W | 94-81 |
| 12-1-96 | Minnesota | Puerto Rico | L | 65-75 |
| 11-30-96 | Missouri | Puerto Rico | W | 47-45 |
| 11-29-96 | Delaware | Puerto Rico | W | 78-71 |
| 11-28-89 | Alabama | Puerto Rico | L | 48-57 |
| 11-26-89 | Stetson | Puerto Rico | W | 74-61 |
| 11-24-89 | American-PR | Puerto Rico | W | 87-73 |
| 11-27-87 | Oregon State | Taiwan | W | 69-54 |

SCHIEFFELIN PULLS IN 17 REBOUNDS AT PITTSBURGH - MOST BY A TIGER IN ALMOST 16 YEARS

- Clemson forward Ian Schieffelin had 17 rebounds in Clemson's victory at Pittsburgh on December 3, 2023, the most by a Clemson player under Brad Brownell and the most in any game since Trevor Booker had 17 at East Carolina on December 5, 2007.

- Schieffelin had a 14-rebound effort at Alabama the previous game on November 28. Those two individual efforts were big reasons Clemson won at Alabama and Pittsburgh and allowed the Tigers to stay even on the boards at Alabama and +7 at Pittsburgh. Alabama and Pittsburgh were both among the top 25 teams in the nation in rebounding with margins of at least +10 rebounds per game entering those contests.
- Schieffelin's 31 rebounds over a two-game period were the most by a Tiger since the 1998-99 season. Tom Wideman had 17 rebounds in an NIT quarterfinal game against Butler on March 18, 1999, then had 15 against Xavier in the NIT semifinals in Madison Square Garden on March 23, 1999.

TIGERS POST CONSECUTIVE ROAD WINS

- Clemson posted consecutive road victories, 85-77 at Alabama (Nov. 28) and 79-70 at Pittsburgh (Dec. 3) in the ACC opener. This marks the first time since November 29-December 2, 2006 that Clemson has recorded road wins over Power 6 Conference schools by at least eight points in the same week.
- The last time it happened the Tigers won at Miami (Fla.) on November 29, 2006 by a 90-68 score, then defeated South Carolina in Columbia on December 2, 2006 by a 74-53 count.
- Last year on Jan 4-7, Clemson defeated Virginia Tech (68-65) and Pittsburgh (75-74) in consecutive road games, but obviously those game were much closer.

SNAPPING STREAKS

- The win over Alabama snapped its 19-game home winning streak and also its 18-game non-conference opponent home winning streak.
- The Tigers improved to 6-0 with the victory --the program's best start since beginning the 2008-09 season 16-0.

CLEMSON'S SECOND NON-CONFERENCE TOP-25 ROAD WIN IN PROGRAM HISTORY

- Clemson's win over No. 23 Alabama (11/28) was the program's second non-conference ranked true road win in program history.
- The Tigers overcame a 53-46 deficit in the second half, thanks to a 13-0 run and beat the Crimson Tide 85-77 to win its first-ever game in the ACC/SEC Challenge.
- Head Coach Brad Brownell has both of Clemson's victories on the road against Top-25 non-conference opponents.

CLEMSON'S RANKED NON-CON TRUE ROAD VICTORIES

| Date | Location | AP (CU/Opp) | W/L | Score |
|----------|------------------|-------------|-----|-------|
| 11-28-23 | Tuscaloosa, Ala. | NR/23 | W | 85-77 |
| 12-21-16 | Columbia, S.C. | NR/22 | W | 62-60 |

REGULAR SEASON TOURNAMENTS UNDER BROWNELL

- Since the 2010-11 season, Clemson is 21-16 in regular season tournaments, including wins over UAB and Davidson in this year's 2023 Asheville Championship.
- PJ Hall was named Tournament MVP of the Asheville Championship.
- Clemson defeated Mississippi State and Purdue in the 2020 Space Coast Challenge to clinch the tournament championship.

CLEMSON REGULAR SEASON TOURNAMENT CHAMPIONSHIPS

- The Tigers have won 29 regular season championships in history.
- The 2023 Asheville Championship marks the second won by Head Coach Brad Brownell at Clemson.

CLEMSON REGULAR SEASON TOURNAMENT CHAMPIONSHIPS

| Year | Tournament | Site | Victories |
|---------|---------------------|-------------------|--------------------------------|
| 2023-24 | Asheville Champ. | Asheville, N.C. | UAB, Davidson |
| 2020-21 | Space Coast | Melbourne, Fla. | Miss. St., Purdue |
| 2008-09 | Charleston Classic | Charleston, S.C. | Hofstra, TCU, Temple |
| 2006-07 | Cox Comm. Classic | Norfolk, Va. | A-State, Monmouth |
| 2005-06 | San Juan Shootout | San Juan, P.R. | PR-Mayaguez, Holy Cross, Akron |
| 1990-91 | FIU Invite | Miami, Fla. | Coppin St., Fla. Atlantic |
| 1986-87 | Hawaii Pacific Inv. | Honolulu, Hawaii | Fordham, Hawaii, Pacific |
| 1986-87 | TCBY Invite | Little Rock, Ark. | Delaware St., UALR |
| 1986-87 | IPTAY Invite | Clemson, S.C. | Georgia St., Boston U. |
| 1985-86 | IPTAY Invite | Clemson, S.C. | ETSU, South Fla. |
| 1984-85 | Music City Invite | Nashville, Tenn. | UMass, Vandy |
| 1984-85 | IPTAY Invite | Clemson, S.C. | Campbell, South Fla. |
| 1983-84 | IPTAY Invite | Clemson, S.C. | Marquette, Furman |
| 1981-82 | IPTAY Invite | Clemson, S.C. | Bowling Green, Stetson |
| 1980-81 | Rainbow Classic | Honolulu, Hawaii | La. Tech, Indiana, Hawaii |
| 1980-81 | IPTAY Invite | Clemson, S.C. | Cornell, Fairfield |
| 1979-80 | IPTAY Invite | Clemson, S.C. | Siena, MTSU |
| 1978-79 | Sun Bowl | El Paso, Texas | UTEP, Texas Tech |
| 1978-79 | IPTAY Invite | Clemson, S.C. | Brown, Kent State |
| 1977-78 | Charleston Invite | Charleston, S.C. | Catholic, Canisius |

BRAD BROWNELL VS. 2023-24 OPPONENTS

| Opponent | at Clemson | Overall |
|----------------|------------|---------|
| Alabama | 3-1 | 3-1 |
| Alcorn State | 0-0 | 1-0 |
| Boise State | 1-0 | 1-0 |
| Boston College | 13-5 | 13-5 |
| Davidson | 3-0 | 3-0 |
| Duke | 4-13 | 4-13 |
| Florida State | 12-17 | 12-17 |
| Georgia Tech | 20-9 | 20-9 |
| Louisville | 5-6 | 5-6 |
| Memphis | 0-1 | 0-1 |
| Miami (Fla.) | 7-11 | 7-11 |
| North Carolina | 3-14 | 3-16 |
| NC State | 12-9 | 12-10 |
| Notre Dame | 3-8 | 3-8 |
| Pittsburgh | 11-2 | 11-2 |
| Queens | 1-0 | 1-0 |
| Radford | 2-0 | 2-0 |
| South Carolina | 7-6 | 7-6 |
| Syracuse | 6-6 | 6-6 |
| TCU | 2-0 | 2-0 |
| UAB | 2-0 | 2-0 |
| Virginia | 3-16 | 3-16 |
| Virginia Tech | 9-12 | 9-12 |
| Wake Forest | 15-3 | 15-4 |
| Winthrop | 2-1 | 2-1 |

CLEMSON VS. 2023-24 OPPONENTS

| Opponent | Overall |
|----------------|---------|
| Alabama | 8-4 |
| Alcorn State | 1-0 |
| Boise State | 1-0 |
| Boston College | 21-9 |
| Davidson | 26-18 |
| Duke | 33-112 |
| Florida State | 38-46 |
| Georgia Tech | 76-68 |
| Louisville | 5-9 |
| Memphis | 0-1 |
| Miami (Fla.) | 16-17 |
| North Carolina | 23-136 |
| NC State | 58-105 |
| Notre Dame | 3-8 |
| Pittsburgh | 11-3 |
| Queens | 1-0 |
| Radford | 5-0 |
| South Carolina | 81-92 |
| Syracuse | 8-6 |
| TCU | 4-0 |
| UAB | 2-2 |
| Virginia | 54-81 |
| Virginia Tech | 19-24 |
| Wake Forest | 67-101 |
| Winthrop | 10-2 |

| | | | |
|---------|--------------------|--------------------|---------------------|
| 1977-78 | IPTAY Invite | Clemson, S.C. | TCU, Rhode Island |
| 1976-77 | IPTAY Invite | Clemson, S.C. | Yale, Florida State |
| 1975-76 | Charlotte Invite | Charlotte, N.C. | BC, Davidson |
| 1973-74 | Poinsettia Classic | Greenville, S.C. | Delaware, Furman |
| 1973-74 | IPTAY Invitational | Clemson, S.C. | Auburn, St. John's |
| 1971-72 | Poinsettia Classic | Greenville, S.C. | Holy Cross, Auburn |
| 1966-67 | Poinsettia Classic | Greenville, S.C. | LSU, Furman |
| 1965-66 | Poinsettia Classic | Greenville, S.C. | Ole Miss, Manhattan |
| 1955-56 | Gator Bowl | Jacksonville, Fla. | LSU, South Carolina |

LARGEST COMEBACK VICTORIES IN PROGRAM HISTORY

- Clemson was down 23-5 in the 2023 Asheville Championship game to Davidson, before engineering an 18-2 run to get back into the game.
- From that point, 23-5, the Tigers outscored the Wildcats by 21 to win 68-65.
- It tied for the fifth-largest comeback in program history and the second largest under Head Coach Brad Brownell.
- The Tigers overcame a 19-point deficit to NC State (31-12) to win 60-50 on Jan. 25, 2011.



NOTES

LITTLEJOHN COLISEUM

First Game: Nov. 30, 1968 (Clemson 76, Georgia Tech 72)
Games: 814
Overall Record: 601-213 (.738)
Non-Conference: 367-44 (.893) | ACC: 235-169 (.582)
Brownell Era: 153-51 (.750) | Non-Conf: 78-12 (.867) | ACC: 75-37 (.670)
Total Attendance (Avg.): 6,565,543 (8,066)
Total Attendance (Avg. Minus COVID-19): 6,543,940 (8,160)
Most Wins / Season: 16 (2006-07; 2013-14)

LITTLEJOHN COLISEUM HOME RECORD

| Year | Overall | Pct. | Attn. | Avg. |
|----------|---|-------|---------|--------|
| 1968-69 | 4-7 | .364 | 55,150 | 5,014 |
| 1969-70 | 6-5 | .546 | 50,877 | 4,625 |
| 1970-71 | 8-4 | .667 | 63,488 | 5,291 |
| 1971-72 | 6-4 | .600 | 81,278 | 8,128 |
| 1972-73 | 9-2 | .818 | 85,750 | 7,795 |
| 1973-74 | 9-4 | .692 | 103,519 | 7,963 |
| 1974-75 | 11-1 | .917 | 113,515 | 9,460 |
| 1975-76 | 8-5 | .615 | 107,220 | 8,248 |
| 1976-77 | 13-2 | .867 | 134,841 | 8,883 |
| 1977-78 | 10-5 | .667 | 138,115 | 9,208 |
| 1978-79 | 13-3 | .813 | 144,535 | 9,033 |
| 1979-80 | 15-0 | 1.000 | 130,900 | 8,727 |
| 1980-81 | 12-4 | .750 | 145,792 | 9,112 |
| 1981-82 | 11-5 | .688 | 139,731 | 8,733 |
| 1982-83 | 9-7 | .563 | 131,063 | 8,191 |
| 1983-84 | 11-5 | .688 | 129,600 | 8,100 |
| 1984-85 | 12-4 | .750 | 130,136 | 8,134 |
| 1985-86 | 14-5 | .737 | 144,699 | 7,616 |
| 1986-87 | 15-2 | .882 | 142,274 | 7,328 |
| 1987-88 | 12-4 | .750 | 117,250 | 7,328 |
| 1988-89 | 13-1 | .929 | 114,123 | 8,151 |
| 1989-90 | 14-0 | 1.000 | 122,540 | 8,753 |
| 1990-91 | 9-7 | .563 | 121,314 | 7,582 |
| 1991-92 | 12-4 | .750 | 114,691 | 7,168 |
| 1992-93 | 11-5 | .688 | 113,803 | 7,113 |
| 1993-94 | 11-4 | .733 | 108,074 | 7,205 |
| 1994-95 | 11-5 | .688 | 116,754 | 7,297 |
| 1995-96 | 14-2 | .875 | 150,037 | 9,377 |
| 1996-97 | 12-3 | .800 | 147,019 | 9,801 |
| 1997-98 | 11-3 | .786 | 156,103 | 11,151 |
| 1998-99 | 12-3 | .800 | 141,728 | 9,449 |
| 1999-00 | 7-9 | .438 | 142,679 | 8,918 |
| 2000-01 | 9-7 | .563 | 137,909 | 8,619 |
| 2001-02 | 8-8 | .500 | 139,954 | 8,747 |
| 2002-03 | 5-4 | .555 | 80,600 | 8,956 |
| 2003-04 | 10-6 | .625 | 122,900 | 7,681 |
| 2004-05 | 10-5 | .667 | 111,886 | 7,459 |
| 2005-06 | 12-4 | .750 | 106,251 | 6,641 |
| 2006-07 | 16-4 | .800 | 147,122 | 7,356 |
| 2007-08 | 14-2 | .875 | 137,739 | 8,609 |
| 2008-09 | 13-3 | .813 | 135,619 | 8,476 |
| 2009-10 | 14-2 | .875 | 151,442 | 9,465 |
| 2010-11 | 15-2 | .882 | 140,920 | 8,289 |
| 2011-12 | 11-5 | .688 | 125,249 | 7,828 |
| 2012-13 | 8-7 | .533 | 118,305 | 7,887 |
| 2013-14 | 16-3 | .842 | 142,231 | 7,486 |
| 2014-15 | 11-6 | .611 | 129,800 | 7,635 |
| 2015-16 | Home games held in Greenville, S.C. due to renovation | | | |
| 2016-17 | 11-6 | .611 | 123,442 | 7,262 |
| 2017-18 | 15-1 | .938 | 123,895 | 7,743 |
| 2018-19 | 14-5 | .737 | 133,290 | 7,015 |
| 2019-20 | 11-6 | .647 | 116,139 | 6,832 |
| 2020-21* | 11-1 | .912 | 21,613 | 1,801 |
| 2021-22 | 11-5 | .688 | 106,578 | 6,662 |
| 2022-23 | 15-2 | .882 | 110,795 | 6,518 |
| 2023-24 | 7-2 | .778 | 65,972 | 7,331 |

* - limited capacity due to COVID-19 regulations and protocols (1,876 max capacity).

Largest Crowds

| Attendance | Date | W/L | Results |
|------------|-----------|-----|------------------------------|
| 13,863 | 1-9-1980 | W | Clemson 87, Duke 82 (OT) |
| 13,136 | 2-28-1990 | W | Clemson 97, Duke 93 |
| 12,632 | 1-29-1977 | W | Clemson 93, UNC 73 |
| 12,611 | 1-7-1987 | W | Clemson 73, NC State 69 |
| 12,267 | 1-19-1981 | L | Virginia 74, Clemson 59 |
| 12,258 | 1-17-1981 | L | Maryland 68, Clemson 62 (OT) |
| 12,013 | 2-24-1990 | W | Clemson 69, UNC 61 |
| 11,909 | 1-11-1978 | L | Duke 107, Clemson 85 |
| 11,800 | 1-22-1975 | W | Clemson 83, Maryland 82 |
| 11,800 | 2-22-1975 | W | Clemson 92, NC State 70 |
| 11,800 | 1-24-1976 | L | Virginia 69, Clemson 62 |
| 11,742 | 1-23-1988 | W | Clemson 69, S. Carolina 65 |

Note: The arena was named for J.C. Littlejohn, a long-time Clemson University employee, for many years the school's business manager.

CLEMSON'S LARGEST COMEBACK VICTORIES IN PROGRAM HISTORY

| Date | Opponent | Deficit | Final Score |
|----------|------------------|------------|-------------|
| 3-2-08 | at Maryland | 20 (59-39) | 73-70 |
| 12-9-78 | The Citadel | 20 (26-6) | 71-58 |
| 1-25-11 | NC State | 19 (31-12) | 60-50 |
| 3-17-90 | vs. La Salle | 19 (41-22) | 79-75 |
| 11-12-23 | Davidson | 18 (23-5) | 68-65 |
| 12-30-01 | Coastal Carolina | 18 (37-19) | 81-68 |

GAMES WITH AT LEAST 40.0 PERCENT 3-POINT SHOOTING

- Below is yearly rundown of games Clemson has shot at least 40 percent on three-point shots, total games played and Clemson's record when shooting at least 40 percent on threes.

GAMES WITH 40.0 PERCENT 3-POINT SHOOTING

| Year | 40% Games-Total Games | W-L |
|---------|-----------------------|--------|
| 1986-87 | 18-31 | 16-2 |
| 1987-88 | 8-29 | 4-4 |
| 1988-89 | 10-30 | 8-2 |
| 1989-90 | 10-35 | 8-2 |
| 1990-91 | 8-28 | 4-4 |
| 1991-92 | 14-28 | 7-7 |
| 1992-93 | 10-30 | 8-2 |
| 1993-94 | 13-34 | 10-3 |
| 1994-95 | 11-28 | 7-4 |
| 1995-96 | 8-29 | 5-3 |
| 1996-97 | 6-33 | 6-0 |
| 1997-98 | 11-32 | 8-3 |
| 1998-99 | 9-35 | 4-5 |
| 1999-00 | 11-30 | 4-7 |
| 2000-01 | 7-31 | 2-5 |
| 2001-02 | 9-30 | 5-4 |
| 2002-03 | 9-28 | 6-3 |
| 2003-04 | 6-28 | 4-2 |
| 2004-05 | 7-32 | 5-2 |
| 2005-06 | 7-32 | 6-1 |
| 2006-07 | 11-36 | 8-3 |
| 2007-08 | 12-34 | 10-2 |
| 2008-09 | 11-32 | 9-2 |
| 2009-10 | 13-32 | 12-1 |
| | | 166-73 |

BROWNELL ERA

| | | |
|---------|-------|------|
| 2010-11 | 10-34 | 6-4 |
| 2011-12 | 12-31 | 8-4 |
| 2012-13 | 9-31 | 9-0 |
| 2013-14 | 6-36 | 4-2 |
| 2014-15 | 3-31 | 3-0 |
| 2015-16 | 8-31 | 5-3 |
| 2016-17 | 10-33 | 7-3 |
| 2017-18 | 12-35 | 12-0 |
| 2018-19 | 8-34 | 6-2 |
| 2019-20 | 5-31 | 5-0 |
| 2020-21 | 9-24 | 6-3 |
| 2021-22 | 15-33 | 11-4 |
| 2022-23 | 12-33 | 11-1 |
| 2023-24 | 6-18 | 6-0 |

TOTAL 265-99 (.728)

- Clemson is 99-26 under Brownell when the Tigers make at least 40.0 percent on 3-point shots.

CLEMSON BASKETBALL WINS ON SAME DAY AS CLEMSON FOOTBALL

- With Clemson's victory over Kentucky in the Gator Bowl and its win over Radford, it marked the eighth day in history that Clemson has won a football game and a men's basketball game on the same day. It is the first time it has happened since New Year's Eve 2016 when Clemson beat Ohio State in the College Football Playoff semifinal in Arizona and won a basketball game at Clemson against Western Carolina.
- It marks just the third time Clemson has won a bowl game and a men's basketball game in the same day. In addition to the aforementioned 12-31-16 date, Clemson beat Ohio State in the 1978 Gator Bowl and beat Texas Tech to win the Sun Bowl Carnival in El Paso on the same day. Those two games ended just minutes apart.

CLEMSON'S FOOTBALL AND BASKETBALL WINS ON SAME DAY

| Date | Football Win | Basketball Win |
|----------|-----------------------------------|-----------------------------------|
| 12-29-23 | 38-35 vs. Kentucky (Gator Bowl) | 93-58 vs. Radford |
| 12-31-16 | 31-0 vs. Ohio State (Fiesta Bowl) | 67-59 vs. Western Carolina |
| 11-22-14 | 28-0 vs. Georgia State | 59-50 vs. Nevada (Virgin Islands) |

TIGERS IN THE NBA

| | |
|-------------------|---------|
| Randy Mahaffey, F | |
| Kentucky Colonels | 1968-69 |
| New York Nets | 1969-70 |
| Carolina Cougars | 1970-71 |

| | |
|-------------------|---------|
| Skip Wise, G | |
| San Antonio Spurs | 1975-76 |

| | |
|---------------------|---------|
| Tree Rollins, C | |
| Atlanta Hawks | 1978-88 |
| Cleveland Cavaliers | 1989-90 |
| Detroit Pistons | 1990-91 |
| Houston Rockets | 1991-93 |
| Orlando Magic | 1993-95 |

| | |
|---------------------|---------|
| Larry Nance, F | |
| Phoenix Suns | 1982-88 |
| Cleveland Cavaliers | 1988-94 |

| | |
|---------------------|------------------|
| Horace Grant, F | |
| Chicago Bulls | 1988-94 |
| Orlando Magic | 1994-99, 2001-03 |
| Seattle Supersonics | 1999-2000 |
| Los Angeles Lakers | 2000-01, 2003-04 |

| | |
|-------------------------------------|-----------|
| Devin Gray, F | |
| San Antonio Spurs, Sacramento Kings | 1996-97 |
| Houston Rockets | 1999-2000 |

| | |
|-------------------------------|-----------|
| Elden Campbell, C | |
| Los Angeles Lakers | 1990-99 |
| Charlotte/New Orleans Hornets | 1999-2002 |
| Seattle Supersonics | 2002-03 |
| Detroit Pistons | 2003-05 |

| | |
|-----------------------|--------------------|
| Dale Davis, F | |
| Indiana Pacers | 1991-2000, 2004-05 |
| Portland Trailblazers | 2000-04 |
| Golden State Warriors | 2004-05 |
| Detroit Pistons | 2005-07 |

| | |
|--------------------|--------------------|
| Chris Whitney, G | |
| San Antonio Spurs | 1993-95 |
| Washington Wizards | 1995-2002, 2003-04 |
| Denver Nuggets | 2002-03 |
| Orlando Magic | 2002-03 |

| | |
|--------------------|---------|
| Sharone Wright, C | |
| Philadelphia 76ers | 1994-95 |
| Toronto Raptors | 1995-98 |

| | |
|------------------------|--------------------|
| Greg Buckner, G | |
| Dallas Mavericks | 1999-2002, 2006-07 |
| Philadelphia 76ers | 2002-04 |
| Denver Nuggets | 2004-06 |
| Minnesota Timberwolves | 2007-08 |
| Memphis Grizzlies | 2008-09 |

| | |
|----------------------|-----------|
| Harold Jamison, F | |
| Miami Heat | 1999-2000 |
| Los Angeles Clippers | 2001-02 |

| | |
|-----------------------------------|---------|
| Will Solomon, G | |
| Memphis Grizzlies | 2001-02 |
| Toronto Raptors, Sacramento Kings | 2008-09 |

| | |
|--------------------|---------|
| Trevor Booker, F | |
| Washington Wizards | 2010-14 |
| Utah Jazz | 2014-16 |
| Brooklyn Nets | 2016-18 |
| Indiana Pacers | 2018 |

| | |
|--------------------|---------|
| K.J. McDaniels, G | |
| Philadelphia 76ers | 2014-15 |
| Houston Rockets | 2015-17 |
| Brooklyn Nets | 2017 |
| Toronto Raptors | 2017 |

| | |
|----------------------|---------|
| Jaron Blossomgame, F | |
| Cleveland Cavaliers | 2018-19 |

| | |
|-----------------------|---------|
| Donte Grantham, F | |
| Oklahoma City Thunder | 2018-19 |

| | |
|-----------------|---------|
| Hunter Tyson, F | |
| Denver Nuggets | 2023-24 |

NOTES

1,000 POINT SCORERS

CLEMSON TIGER BASKETBALL 1,000-POINT CLUB

| Rk | Name | Years | GP | Avg | Pts |
|-----|--------------------------|-------------------|------------|-------------|-------------|
| 1. | Elden Campbell* | 1986-90 | 123 | 15.3 | 1880 |
| 2. | Terrell McIntyre* | 1995-99 | 126 | 14.6 | 1839 |
| 3. | Butch Zatezalo* | 1967-70 | 75 | 23.5 | 1761 |
| 4. | Greg Buckner* | 1994-98 | 122 | 14.4 | 1754 |
| 5. | Jaron Blossomgame | 2013-17 | 128 | 13.5 | 1733 |
| 6. | Trevor Booker* | 2006-10 | 134 | 12.9 | 1725 |
| 7. | Horace Grant* | 1983-87 | 122 | 13.9 | 1696 |
| 8. | K.C. Rivers* | 2005-09 | 134 | 12.6 | 1684 |
| 9. | Dale Davis* | 1987-91 | 121 | 13.6 | 1650 |
| 10. | Bill Yarborough* | 1952-57 | 85 | 18.3 | 1553 |
| 11. | Vincent Hamilton* | 1980-85 | 116 | 13.2 | 1530 |
| 12. | Marcquise Reed | 2016-19 | 99 | 15.0 | 1484 |
| 13. | Cliff Hammonds* | 2004-08 | 134 | 10.9 | 1465 |
| 14. | Tree Rollins* | 1973-77 | 110 | 13.3 | 1463 |
| 15. | Will Solomon | 1998-01 | 94 | 15.2 | 1431 |
| 16. | PJ Hall | 2020-pres. | 102 | 13.7 | 1397 |
| 17. | Stan Rome | 1974-78 | 109 | 12.5 | 1365 |
| | Demontez Stitt | 2007-11 | 126 | 10.8 | 1365 |
| 19. | Vince Yockel* | 1955-58 | 74 | 18.2 | 1350 |
| 20. | Larry Nance* | 1977-81 | 117 | 11.5 | 1341 |
| 21. | Devin Gray | 1991-95 | 94 | 14.1 | 1322 |
| 22. | Jim Brennan* | 1961-64 | 76 | 17.3 | 1317 |
| 23. | Sharonne Wright* | 1991-94 | 92 | 14.2 | 1308 |
| 24. | Vernon Hamilton | 2003-07 | 127 | 9.7 | 1238 |
| 25. | Harold Jamison | 1995-99 | 129 | 9.5 | 1231 |
| 26. | Jim Sutherland* | 1964-67 | 71 | 17.3 | 1230 |
| 27. | Edward Scott* | 1999-03 | 112 | 10.9 | 1226 |
| 28. | Andre Young | 2008-12 | 129 | 9.5 | 1223 |
| 29. | Shawan Robinson | 2002-06 | 120 | 9.8 | 1177 |
| 30. | Randy Mahaffey* | 1964-67 | 73 | 16.0 | 1171 |
| 31. | Sharrod Ford | 2001-05 | 118 | 9.8 | 1154 |
| | Devin Booker | 2009-13 | 128 | 9.0 | 1154 |
| 33. | Choppy Patterson* | 1959-63 | 76 | 14.8 | 1131 |
| 34. | Jerry Pryor | 1985-89 | 123 | 9.1 | 1124 |
| 35. | Aamir Simms | 2017-21 | 122 | 9.2 | 1122 |
| 36. | Donte Grantham | 2014-18 | 114 | 9.6 | 1100 |
| 37. | Hunter Tyson | 2018-23 | 137 | 8.0 | 1098 |
| 38. | Shelton Mitchell | 2016-19 | 94 | 11.6 | 1084 |
| 39. | Billy Williams* | 1977-80 | 85 | 12.7 | 1078 |
| 40. | Johnny Snee | 1948-52 | 82 | 13.1 | 1077 |
| 41. | Colon Abraham | 1874-78 | 106 | 10.0 | 1061 |
| 42. | K.J. McDaniels | 2011-14 | 94 | 11.0 | 1035 |
| 43. | Richie Mahaffey | 1966-70 | 75 | 13.6 | 1019 |
| 44. | Derrick Johnson | 1975-79 | 111 | 9.1 | 1014 |
| 45. | Fred Gilliam | 1979-83 | 115 | 8.8 | 1010 |

Note: Names in bold played for Head Coach Brad Brownell;
* - signifies Clemson Hall of Fame

| | | |
|----------|-----------------------------------|------------------------------------|
| 11-22-08 | 13-3 at Virginia | 71-70 at Charlotte |
| 11-15-08 | 31-7 vs. Duke | 70-58 vs. TCU |
| 11-24-07 | 23-21 at South Carolina | 96-67 vs. Gardner-Webb |
| 11-22-97 | 47-21 at South Carolina | 71-67 vs. SW Louisiana (at Alaska) |
| 12-29-78 | 17-15 vs. Ohio State (Gator Bowl) | 58-57 vs. Texas Tech (El Paso) |

CLEMSON HAS OVERCOME HALFTIME DEFICIT 22 TIMES SINCE 2019-20

- Clemson overcame its first halftime deficit of the year and managed to come back and win the game over UAB (11/10).
- The Tigers trailed by three at the break and by a game-high nine points with 7:01 remaining before a 14-0 run put the Tigers in position to win. Clemson would close it out 77-76 on late free throws by Chase Hunter.
- In as many games, the Tigers overcome a second halftime deficit in the championship game against Davidson of the 2023 Asheville Championship.
- Clemson trailed Davidson 23-5, but used an 18-2 run to close the gap and outscored the Wildcats by 21 points the rest of the way to win by three.
- The Tigers trailed the Gamecocks by seven (30-23) for its third halftime deficit overcome to win this season.
- It was the largest halftime deficit overcome by Clemson in series history against South Carolina to win. The previous high was five (25-20) and won 55-52 on Feb. 1, 1992.

OVERCOMING HALFTIME DEFICITS (2019-20 to Present)

| Date | Site | Half | Opponent | Half Margin | Final |
|----------|------|-------|----------------|-------------|-------|
| 12-6-23 | H | 23-30 | South Carolina | -7 | 72-67 |
| 11-12-23 | N | 23-28 | Davidson | -5 | 68-65 |
| 11-10-23 | N | 39-42 | UAB | -3 | 77-76 |
| 1-28-23 | A | 33-34 | Florida State | -1 | 82-81 |
| 1-21-23 | H | 26-33 | Virginia Tech | -5 | 26-31 |
| 1-14-23 | H | 30-34 | Duke | -4 | 72-64 |
| 1-7-23 | A | 38-40 | Pittsburgh | -2 | 75-74 |
| 1-4-23 | A | 29-32 | Virginia Tech | -3 | 68-65 |

| | | | | | |
|----------|---|-------|----------------|-----|-------------|
| 12-2-22 | H | 26-33 | Wake Forest | -7 | 77-57 |
| 11-29-22 | H | 29-35 | Penn State | -6 | 101-94 (OT) |
| 3-5-22 | H | 30-33 | Virginia Tech | -3 | 63-59 |
| 3-2-22 | H | 27-33 | Georgia Tech | -6 | 68-65 |
| 11-9-21 | H | 24-32 | Presbyterian | -8 | 64-53 |
| 2-12-21 | H | 26-30 | Georgia Tech | -4 | 74-72 |
| 1-27-21 | H | 21-22 | Louisville | -1 | 54-50 |
| 1-5-21 | H | 32-39 | NC State | -7 | 74-70 (OT) |
| 1-2-21 | A | 32-34 | Miami (Fla.) | -2 | 66-65 |
| 12-29-20 | H | 29-34 | Florida State | -5 | 77-67 |
| 3-11-20 | N | 21-23 | Miami (Fla.) | -2 | 69-64 |
| 2-29-20 | H | 32-39 | Florida State | -7 | 70-69 |
| 1-28-20 | H | 33-35 | Syracuse | -2 | 71-70 |
| 1-21-20 | H | 31-37 | Wake Forest | -6 | 71-68 |
| 1-11-20 | A | 29-39 | North Carolina | -10 | 79-76 (OT) |
| 11-24-19 | N | 23-25 | TCU | -2 | 62-60 (OT) |

OVERCOMING HALFTIME DEFICITS AND WIN BY 20 OR MORE

| Date | Site | Half | Opponent | Half Margin | Final |
|----------|------|-------|-----------------|-------------|-------|
| 12-2-22 | H | 26-33 | Wake Forest | -7 | 77-57 |
| 11-19-15 | H | 31-33 | Texas Southern | -2 | 76-56 |
| 2-7-98 | H | 28-29 | Wake Forest | -1 | 71-46 |
| 2-5-83 | H | 32-35 | Baptist | -3 | 81-60 |
| 2-3-77 | H | 32-33 | Cleveland State | -1 | 77-55 |

ADDED EXPERIENCE

- This year's club will benefit from four transfers who have played a combined 393 college basketball games over 14 seasons of experience. The transfers have a combined 3,978 points, 1,469 rebounds and 754 assists. Clemson added Joseph Girard III (Syracuse), Jack Clark (NC State), Jake Heidbreder (Air Force) and Bas Leyte (UNCG) through the transfer portal.
- Girard III totaled a then-season-high 17 points in the title game of the 2023 Asheville Championship against Davidson (11/12).
- Girard also collected a team-high five assists in the contest. He poured in a season-high 23 points in a win over Boise State (11/19).
- Girard now has 310 threes in his career, just the 12th player in ACC history to do so. He is 10th on the list.
- Heidbreder is redshirting the 2023-24 season.

CLEMSON SIGNS THREE FOR 2024-25; CLASS RANKS 20TH NATIONALLY

- Head Coach Brad Brownell and his staff added **Dallas Thomas** (Little Rock, Ark./Parkview Magnet), **Del Jones** (Largo, Md./AZ Compass Prep) and **Ace Buckner** (Cleveland, Ohio/La Lumiere School) to the Clemson University men's basketball program on Nov. 8. All three signed letters of intent to play for the Tigers beginning in 2024-25.
- The Clemson recruiting class ranks 20th nationally, according to 247Sports, and is fourth in the Atlantic Coast Conference. Thomas and Jones join PJ Hall (Spartanburg, S.C./Dorman) in the 247Sports' top five rated Clemson recruits of all time.
- "I'm excited about the addition of Dallas, Del and Ace to our basketball family. These are three talented players who help solidify our backcourt and perimeter positions. Their athletic group whose versatility should allow them to play multiple positions and blend well with our team."
- Thomas is a 6-9, 180-pound four-star forward who ranks as the No. 67 overall prospect and second in Arkansas in the 2024 class. He is the No. 24 small forward in the class, according to On3. As a junior, Thomas nearly averaged a double-double with 16.5 points and 9.4 rebounds along with 2.3 assists and 2.1 blocks. He was named to the SBLive Arkansas All-State Second Team.
- "Dallas is a highly skilled forward with tremendous length that allows him to score at all three levels. I love his size and versatility, which will give me the opportunity to utilize him in a variety of ways in our system. Dallas has a great feel for the game and high IQ, having the benefit of being raised by a father who was a good Division I college player and was coached in high school by Arkansas legend Scottie Thurman."
- Thomas chose Clemson over Arkansas, LSU, Memphis and Missouri.
- Jones is a 6-2, 180-pound four-star point guard and ranks as the No. 66 overall player and No. 14 point guard according to ESPN. He ranks No. 90 overall and No. 7 point guard in the 2024 class, according to 247Sports.
- "Del is a superstar combo guard that has played against a lot of great competition in both high school and on the EYBL circuit. Offensively, he excels in the open court by attacking the paint and creating offense for himself and others. He is an explosive athlete whose competitiveness and toughness impressed our staff. We certainly feel like he has the ability to impact the game on both ends of the floor while at Clemson."
- He played for Team Durant on the EYBL Circuit and averaged 10.8 points, 4.5 assists and 3.5 rebounds per game.
- Jones chose Clemson over Arizona State, Oregon, Seton Hall and West Virginia.
- Buckner is a 6-2, 175-pound combo guard who ranks as a

CLEMSON BIRTHDAYS

| | |
|--------------|----------------------------------|
| February 7 | Chauncey Wiggins |
| February 14 | Jack Clark |
| February 16 | Asa Thomas |
| February 21 | PJ Hall |
| March 1 | Ian Schieffelin Andrew Latiff |
| March 4 | Josh Beadle |
| March 5 | Jake Heidbreder |
| April 4 | Bas Leyte |
| April 8 | Chase Hunter |
| April 16 | Dillon Hunter |
| June 10 | RJ Godfrey |
| June 17 | Alex Hemenway |
| August 1 | Matt Kelly |
| September 29 | Daniel Nauseef |
| November 15 | Brad Brownell |
| November 27 | Joseph Girard III |

three-star, according to On3. Buckner is the son of former Littlejohn Legend Greg Buckner who played for the Tigers from 1994-98.

- Averaged 8.8 points per game with All Ohio Red on the EYBL Circuit. Buckner boasted nearly a 2:1 assist/turnover ratio through 24 games on the circuit. He exploded for a 29-point performance at Peach Jam in July.

- "Ace is another combo guard who is comfortable playing with or without the basketball in his hands. He's an excellent on-ball defender who, with strength, will excel at that end of the floor. Offensively, he can make threes off the bounce or catch and has a quick first step which helps him play in the paint. As a legacy, he has always had a dream to play at Clemson and we couldn't be more excited about the opportunity to add a player of his caliber."

SEASON OPENING DOMINANCE

- With a win Winthrop on Nov. 6, 2023, Clemson has won 38-out-of-39 games (38-1) to open a season, which dates back to the 1985-86 season.
- Head coach Brad Brownell is 13-1 in season openers at Clemson.

CLEMSON CONSISTENTLY EXCEEDING PRESEASON EXPECTATIONS

- The Tigers were picked to finished fifth in the ACC this season, as voted on by selected media members.
- Fifth is the highest the Tigers have been picked in the preseason media poll since the 2008-09 season. Clemson was also picked fifth that season.
- Last season, picked 11th in the preseason poll, the Tigers finished with a 14-6 mark, the most conference wins in program history, the Tigers finished eight spots ahead of their projected finish.
- Clemson has exceeded the preseason poll projection 10 times in Head Coach Brad Brownell's 13 full seasons leading the program.
- With a 10-6 record in 2020-21, Clemson finished the season in a tie for fifth place in the ACC standings entering games. The Tigers were picked 10th in the preseason vote by the Atlantic Coast Conference Media – a five-place improvement over the preseason prediction.
- Brad Brownell's team had the second-best standing relative to its preseason prediction. Only Virginia Tech was better, standing eight spots ahead of its preseason prediction. Virginia Tech was 11th in the preseason media poll and finished in third.
- Brownell's teams have finished equal to or better than its preseason prediction by the ACC media in nine-of-his-previous 12 years. That includes a 10-place improvement in 2017-18 when the Tigers were picked 13th in the preseason and finished third.
- That is the all-time record improvement in ACC history from the preseason to the postseason. That team also reached the Sweet 16 of the NCAA Tournament and Brownell was named the National College Coach of the Year by Sports Illustrated.

CLEMSON ACC STANDING RELATIVE TO PRESEASON RANKING UNDER HEAD COACH BRAD BROWNELL

| Year | Preseason | Final Record | Rank | +/- |
|---------|-----------|--------------|------|-----|
| 2023-24 | 5th | - | - | - |
| 2022-23 | 11th | 14-6 | 3rd | +8 |
| 2021-22 | 11th | 8-12 | 10th | +1 |
| 2020-21 | 10th | 10-6 | 5th | +5 |
| 2019-20 | 11th | 9-11 | 8th | +3 |
| 2018-19 | 6th | 9-9 | 8th | -3 |
| 2017-18 | 13th | 11-7 | 3rd | +10 |
| 2016-17 | 11th | 6-12 | 12th | -1 |
| 2015-16 | 12th | 10-8 | 7th | +5 |
| 2014-15 | 11th | 8-10 | 9th | +2 |
| 2013-14 | 14th | 10-8 | 6th | +8 |



NOTES

| | | | | |
|---------|-----|------|------|----|
| 2012-13 | 8th | 5-13 | 11th | -3 |
| 2011-12 | 7th | 8-8 | 7th | E |
| 2010-11 | 7th | 9-7 | 4th | +3 |

BOLD signifies years that Clemson finished at least even with preseason rank.

-- IT'S ALL IN THE FAMILY --

CURRENT BROTHERS AND/OR TWINS PLAYING ON THE SAME TEAM

- Chase and Dillon Hunter playing together for the second season in a row.
- The Hunters are one of 25 sets of brothers nationwide to play on the same team.
- The Hunters join Trevor and Devin Booker, George and John Coakley, Horace and Harvey Grant, Eddie and George Krajack and Donnie, Richie, Randy and Tom Mahaffey and Jack and Daniel Nauseef.
- The list below is ordered alphabetically by school.

Taran and Tre Armstrong, California Baptist
Ryan and Robby Beasley, San Francisco
Isaac and Paul Bruns, South Dakota
Eliyas and Jaiden Delaire, San Diego
Caleb and Josh Furst, Purdue
Guillermo Diaz and Jorge Diaz Graham, Pitt (twins)
Ashton and Jayden Hardaway, Memphis
Chase and Dillon Hunter, Clemson
Isaac and K.J. Hymes, Nevada
Precious and Promise Idiaru, Kansas City (twins)
Milos and Veljko Ilic, Loyola-Maryland (twins)
Tai and Terrell Strickland, LIU
Amhad and Armon Jarrard, IUPUI
Braden and Shae Korpela, Washington State (twins)
Keyshaun and Kobe Langley, UNGC (twins)
Marcus and Myles Rigsby, Troy
Payton and Pryce Sandfort, Iowa
Caleb and Isaiah Shaw, Baylor
Jason and Greg Spurgin, Bowling Green
D.J. Wagner and Kareem Watkins, Kentucky
Kareem and Kaseem Watson, CSU Bakersfield (twins)
Jarron and Jariyon Wilkens, Southern (twins)
Jared and Peyton Frey, Stony Brook
Carter and Hayden Welling, UC Irvine
Lamar and Shamar Wright, SIUE (twins)

IT'S IN THE CLEMSON FAMILY

- While current Special Assistant to the Head Coach, Jeff Reynolds, was an assistant at UNGC in 1995, he recruited the Tigers' second all-time leading scorer and current Director of Player Development Terrell McIntyre. Needless to say, Reynolds is happy to finally be working with McIntyre.
- Current undergraduate manager Conner Pederson is the son of former basketball manager and current Coastal Carolina women's basketball Head Coach Kevin Pederson.
- Conner is in his senior year and fourth working with the men's program. His sister, Clary, works with the women's program.
- Conner's mom, Adair, was as student worker in the sports information office for longtime SID and current basketball radio analyst Tim Bourret. Adair's father, Gary Clary, worked as a student in sports information for legendary SID Bob Bradley.

-- MISCELLANEOUS RECORDS --

*LITTLEJOHN COLISEUM

- The Tigers are 83-22 (.790) dating back to the beginning of the 2017-18 season on their home floor.
- Since the inception of the newly renovated Littlejohn Coliseum (2016-17 season), the Tigers are 94-28 overall (.770 percent).
- In non-conference regular season games, the Tigers are 45-3 during that span (.938 percent).
- In total non-conference games, including home NIT games, the Tigers are 46-6 (.885 percent).

CLEMSON SEASON BREAKDOWN BY UNIFORM

- In 2017-18 the Tigers debuted three new jerseys to their arsenal, including a new version of its home white and road orange uniform. They also debuted purple, anthracite and throwback jerseys.
- Clemson wore its 2017-18 home whites the most last season, wearing them for 19-out-of-their-32 regular season games.
- With the exception of one home game in which Clemson wore 1990's throwback home white uniform against Pittsburgh, the Tigers wore its 17-18 home whites on the road in a 14-point win at Ohio State. The Buckeyes wore all red that night.
- They also wore white during their two-point triumphant comeback win over then No. 22-ranked Florida on Dec. 16 in the Orange Bowl Classic.

- 18 of the Tigers' 25 wins in 2017-18 came while wearing their home whites.

CLEMSON'S RECORD BY UNIFORM (17/18-pres.)

| Uniform | Times Worn | Wins | Losses |
|---------------------------|------------|------|--------|
| Home White | 108 | 87 | 21 |
| Road Orange | 68 | 29 | 39 |
| Home Orange | 1 | 1 | 0 |
| 90's Throwback Home White | 14 | 6 | 8 |
| Home Purple | 1 | 1 | 0 |
| Purple | 8 | 3 | 5 |
| Anthracite | 5 | 1 | 4 |

TIGERS WON 15 IN A ROW AT LITTLEJOHN

- Clemson extended its home winning streak to 15 with a 72-51 win over Georgia Tech on Jan. 24.
- That 15-game home winning streak was the longest for the Clemson program since the Tigers had a 12-game home streak between Jan. 27, 2021 and Jan. 4, 2022. Virginia broke the streak with a 75-65 win over the Tigers on Jan. 4, 2022.
- Clemson last had a 15-game home streak between March 1, 2017 and Feb. 18, 2018. Duke broke the streak with a 66-57 win over the Tigers on Feb. 18, 2018.
- The longest home winning streak in Clemson history is a 29-gamer from Jan. 7, 1989 to December 15, 1991. Charlotte ended that 29-game streak with a 108-100 victory.
- Overall, the 15-game winning streak is now tied for sixth longest in school history.

CLEMSON'S LONGEST HOME WINNING STREAKS

| Streak First Win | Streak Ended | Length |
|-----------------------------|-------------------------------|--------|
| 1-7-89, Maryland, 75-58 | 12-15-91, Charlotte, 100-108 | 29 |
| 2-21-79, Duke, 70-49 | 1-17-81, Maryland, 62-68 (OT) | 24 |
| 2-12-06, Maryland, 89-77 | 1-6-08, UNC, 88-90 (OT) | 19 |
| 1-12-08, FSU, 97-85 (2OT) | 1-17-09, Wake Forest, 68-78 | 16 |
| 1-30-85, UNC, 52-50 | 1-11-86, Virginia, 81-83 | 16 |
| 3-1-17, NC State, 78-74 | 2-18-18, Duke, 57-66 | 15 |
| 1-16-51, Furman, 85-59 | 12-6-52, Georgia, 55-57 | 15 |
| 2-23-22, Wake Forest, 80-69 | 2-4-23, Miami (Fla.), 74-78 | 15 |
| 3-2-82, Duke, 93-86 | 1-21-84, Virginia, 73-74 | 12 |
| 3-1-95, NC State, 62-45 | 1-27-96, NC State, 61-64 | 12 |
| 1-27-21, Louisville, 54-50 | 1-4-22, Virginia, 65-75 | 12 |

-- CLEMSON TIGERS IN THE NBA --

HUNTER TYSON DRAFTED 37TH OVERALL BY DENVER NUGGETS

- Tyson was selected 37th overall by the Oklahoma City Thunder in the second round of the 2023 NBA Draft on June 22. The pick was made by the Denver Nuggets as part of a previously agreed upon trade.
 - Tyson was selected the highest in the NBA Draft by a Tigers since K.J. McDaniels was picked 32nd by the Philadelphia 76ers in 2014. He was the first Tiger selected since Jaron Blossomgame in the 2017 NBA Draft (59th overall).
 - Tyson earned his first career All-ACC honor last season and was named to the All-ACC First Team for his performance in 2022-23. Tyson put together a career year this past season season.
 - He averaged a team-best 15.3 points and 9.6 rebounds per game while shooting 47.9 percent from the floor, 40.5 percent from three and 83.8 percent at the free throw line. In league play, he was even better. He averaged 16.4 points and 9.9 rebounds while shooting 50.5 percent and 84.3 percent at the charity stripe.
 - He was named the 2023 ACC Skip Prosser Scholar-Athlete of the Year for his work on the court and in the classroom.
 - Tyson became the 44th player in Clemson history to amass 1,000 career points and has since moved into the top 40 all time. He was named to the 2023 Naismith Hall of Fame Karl Malone Award Top 10 and the 2023 USBWA Oscar Robertson Trophy Award Midseason Watch List.
 - He collected 16 double-doubles which tied him for eighth all-time in Clemson history for a single season with Sharonne Wright (1992-93). It is the most in a season since Wright posted 18 in 1993-94.
 - Tyson ranked 11th in the nation in double-doubles and is second in the ACC. He's first in defensive rebounding per game (8.26) and second nationally. His 325 rebounds are fourth in the league and 18th nationally.
 - The Monroe, N.C. native became just the 17th player in Clemson history to eclipse 1,000 points and 600 rebounds in a career. In Clemson's win over the Wolfpack (Feb. 25), Tyson became the all-time games played leader in Clemson history (136).
- TYSON SHOWS OUT IN 2023 NBA SUMMER LEAGUE**
- Tyson was named to the NBA 2K24 All-Summer League First Team after an outstanding showing in Las Vegas.
 - Tyson averaged 20.8 points and 6.0 rebounds, while shooting 54.1 percent from the field and 50.0 percent from three.

- Here are Tyson's five games presented statistically:

- 7/7 vs Milwaukee: 27 minutes, 21 points, 5 rebounds, 1 assist, 1 steal, 1 block, 7/13 FG, 3/7 3P, 4/5 FT
- 7/9 vs Atlanta: 24 minutes, 16 points, 3 rebounds, 3 assists, 1 block, 5/10 FG, 2/4 3P, 4/5 FT
- 7/12 vs Utah: 31 minutes, 19 points, 12 rebounds, 2 assists, 1 steal, 5/12 FG, 3/9 3P, 6/6 FT
- 7/14 vs Miami: 27 minutes, 31 points, 4 rebounds, 2 assists, 11/13 FG, 7/9 3P, 2/2 FT, +43
- 7/15 vs New York: 36 minutes, 17 points, 6 rebounds, 1 assist, 2 steals, 1 block, 5/13 FG, 3/7 3P, 4/5 FT

HUNTER TYSON MAKES NBA DEBUT

- Hunter Tyson made his NBA debut against the Oklahoma City Thunder on Oct. 29, 2023. Tyson played three minutes and grabbed one rebound.
- Tyson scored his first career NBA points at the Minnesota Timberwolves on November 1. He played a season-high four minutes and finished 1-for-2 from the field with his first basket coming on a dunk. He also added a rebound.

PARKER FOX - MILWAUKEE BUCKS FRONT OFFICE

- Parker Fox (2018-22) spent three seasons as a walk-on for the Tiger basketball team before earning a scholarship his senior season in 2021-22.
- Fox graduated from Clemson and immediately began work as a Basketball Operations intern in the Milwaukee Bucks front office.

GREG BUCKNER - ASSOCIATE HEAD COACH, CLEVELAND CAVALIERS

- Greg Buckner (1994-98) has served on an NBA coaching staff since 2017. He started as an assistant for the Memphis Grizzlies from 2017-19 and has been with the Cleveland Cavaliers since 2020.
- Buckner was promoted from assistant to associate head coach prior to the 2022 season and currently serves in that role.
- Buckner enjoyed a long playing career in the NBA: Dallas Mavericks (1999-02, 2006-07), Philadelphia 76ers (2002-04), Denver Nuggets (2004-06), Minnesota Timberwolves (2007-08) and Memphis Grizzlies (2008-09).

-- NO. 1 GUARD CHASE HUNTER --

HUNTER CLOSING IN ON 1,000 CAREER POINTS

- Chase Hunter is closing in on 1,000 career points at Clemson and would become the 46th player in program history to accomplish it.
- Hunter currently stands at 978 points.

HUNTER SETS CAREER-HIGH ASSIST MARK IN 2022-23

- Chase Hunter totaled 11 assists against Syracuse (2/22/23). That set a new career-best for Hunter.
- The 11 assists tied for the most by an individual player during the Brad Brownell Era (since 2010).

CLEMSON PLAYERS WITH AT LEAST 11 ASSISTS IN A GAME SINCE 2010

| Date | Player | Opponent | Assists |
|---------|----------------|--------------|---------|
| 2-22-23 | Chase Hunter | Syracuse | 11 |
| 2-6-21 | Clyde Trapp | Syracuse | 11 |
| 1-28-18 | Marcquise Reed | Georgia Tech | 11 |

-- NO. 4 FORWARD IAN SCHIEFFELIN --

IAN SCHIEFFELIN IS THE ACC'S MOST IMPROVED PLAYER

- Ian Schieffelin is the only player in the ACC averaging at least 9.5 points, 9.5 rebounds and 2.0 assists per game this season. There are only nine other players in America averaging that right now.
- Dating back to 1992-93, he would be only the sixth player in ACC history to accomplish this stat line --joining Tim Duncan (Wake Forest - 1994-97), Luke Maye (North Carolina - 2017-19), Devin Thomas (Wake Forest - 2015-16), Travis Watson (Virginia - 2002-03) and Ryan Luther (Pittsburgh - 2017-18).
- Schieffelin has significant raises in his points per game (+4.3), rebounds per game (+5.5), field goal percentage (+8.2%), 3-point percentage (+22.3%) and free throw percentage (+5.6%).

IAN SCHIEFFELIN DOUBLE-DOUBLES

| Date | Opponent | Points | Rebounds |
|----------|-----------------|--------|----------|
| 1-16-24 | Georgia Tech | 20 | 15 |
| 1-6-24 | North Carolina | 16 | 11 |
| 1-3-24 | at Miami (Fla.) | 11 | 11 |
| 12-16-23 | at Memphis | 11 | 11 |
| 12-6-23 | South Carolina | 12 | 12 |
| 11-7-22 | The Citadel | 20 | 14 |

NOTES

IAN SCHIEFFELIN DOUBLE-DIGIT REBOUNDING GAMES

| Date | Opponent | O-Reb | Reb |
|----------|-----------------|-------|-----|
| 1-16-24 | Georgia Tech | 8 | 15 |
| 1-6-24 | North Carolina | 4 | 11 |
| 1-3-24 | at Miami (Fla.) | 4 | 11 |
| 12-29-23 | Radford | 4 | 13 |
| 12-16-23 | at Memphis | 2 | 11 |
| 12-6-23 | South Carolina | 3 | 12 |
| 12-3-23 | at Pittsburgh | 7 | 17 |
| 11-28-23 | at Alabama | 3 | 14 |
| 11-7-22 | The Citadel | 9 | 14 |
| 2-10-22 | Duke | 1 | 10 |

GAMES A PLAYER HAS TOTALED AT LEAST

16 POINTS, 11 REBOUNDS, 5 STEALS AND 4 BLOCKS IN A GAME

| Date | Name, School | Opponent | Pts | Reb | Stl | Blk |
|----------|--------------------------|-----------------|-----|-----|-----|-----|
| 1-6-24 | Ian Schieffelin, Clemson | North Carolina | 16 | 11 | 5 | 4 |
| 2-23-22 | Norchad Omeir, Ark St. | Coast. Carolina | 23 | 15 | 5 | 5 |
| 12-29-18 | Moses Greenwood, SE La. | UL Lafayette | 18 | 11 | 5 | 5 |
| 12-21-13 | J.P. Tokoto, UNC | Davidson | 22 | 11 | 5 | 4 |
| 2-9-11 | Ken Horton, CCSU | Bryant | 23 | 11 | 6 | 6 |
| 11-20-10 | Aaric Murray, La Salle | Morgan State | 20 | 11 | 5 | 9 |
| 11-16-10 | Draymond Green, MSU | South Carolina | 18 | 12 | 6 | 4 |
| 11-14-10 | Chris Singleton, FSU | UNC Greensboro | 22 | 11 | 10 | 4 |

- Clemson forward Ian Schieffelin produced his fifth career double-double in a monster game against North Carolina (1/6). He posted 16 points and 11 rebounds, in addition to five steals and four blocks. He was the first player in the country to accomplish that feat this season and just the eighth since 2010 to do so.
- Ian Schieffelin secured his fourth career double-double at Miami (Fla.) (1/3) and the third of his current campaign with 11 points and 11 rebounds.
- He posted his third career double-double and second of the season at Memphis (12/16). He had 11 points and 11 rebounds.
- He posted his second career double-double in a 72-67 win over South Carolina on Dec. 6, 2023. He had 12 points and 12 rebounds.
- He had 17 rebounds in Clemson's victory at Pittsburgh on December 3, 2023, the most by a Clemson player under Brad Brownell and the most in any game since Trevor Booker had 17 at East Carolina on December 5, 2007.
- Schieffelin had a 14-rebound effort at Alabama the previous game on November 28. Those two individual efforts were big reasons Clemson won at Alabama and Pittsburgh and allowed the Tigers to stay even on the boards at Alabama and +7 at Pittsburgh. Alabama and Pittsburgh were both among the top 25 teams in the nation in rebounding with margins of at least +10 rebounds per game entering those contests.
- Schieffelin's 31 rebounds over a two-game period were the most by a Tiger since the 1998-99 season. Tom Wideman had 17 rebounds in an NIT quarterfinal game against Butler on March 18, 1999, then had 15 against Xavier in the NIT semifinals in Madison Square Garden on March 23, 1999.
- Ian Schieffelin tied his career high with 14 rebounds in an 85-77 win at Alabama (11/28). He's the 12th Clemson player since 2010-11 to post at least 14 rebounds in a game and just the fifth to do it in a true road game.

SCHIEFFELIN IN 2022-23

- Schieffelin demolished his previous career high with a 20 point performance on 9-of-13 shooting from the floor in the season opener against The Citadel in 2022 (11/6/22)
- The nine made field goals also served as a career high.
- Schieffelin had a monster night on the boards, tallying a career-best 14 rebounds. He secured a career-best nine on the offensive glass.
- The nine offensive rebounds were the most for a Tiger since James Mays had 10 at Maryland on Jan. 13, 2007.
- It was the most by a Tiger in Littlejohn since Sharrod Ford had 10 vs. Georgia Tech on Feb. 28, 2004.

-- NO. 11 GUARD JOSEPH GIRARD III --

GIRARD III CLOSING IN ON 2,000 POINTS

- Joseph Girard III has 1,921 career points, including 269 as a Clemson Tiger. In four years at Syracuse Girard scored 1,652.
- He would become the 17th player in college basketball since 2019-20 to amass 2,000 career points.

GIRARD III ON PACE FOR RARE CAREER STATISTICAL MARK

- Joseph Girard III has amassed 1,800 points, 400 rebounds, 500 assists, 325 3-pointers. He is just the seventh player since at least the 1992-93 season to achieve this feat.
- He would become just the fifth in that span to accomplish that stat line but with 350 threes. He is five shy.
- Since appearing in his first game as a freshman at Syracuse, Girard III would become the first player since 2019-20 to accumulate 1,900 points, 400 rebounds, 500 assists and 350

threes in a career.

JOSEPH GIRARD III ACHIEVES 1,800 CAREER POINTS; 325 CAREER 3-POINTERS

- With a 23-point performance in an 85-68 win over Boise State, Joseph Girard III went over 1,700 points for his career.
- Girard notched his 300th career 3-pointer in a win over Davidson (11/12) in the 2023 Asheville Championship.
- Dating back to the 1992-93 season, Girard became just the 31st player to collect 1,700 points, 300 3-pointers and 450 assists.
- He is just the second ACC player on the list, joining Duke's Jay Williams (2000-02). His former assistant coach and Syracuse player Gerry McNamara is also on the list.
- Girard is just the third player since 2019-20 (his freshman season at Syracuse) to amass 1,700 points, 300 3-pointers and 450 assists. He joins Antoine Davis (Detroit) and Jordan "Jelly" Walker (UAB).

LIST OF ACC PLAYERS WITH 300 OR MORE CAREER 3-POINTERS

| Player, School | Years | 3FG |
|--|-------------|-----|
| 1. JJ Redick, Duke | 2003-06 | 457 |
| 2. Curtis Staples, Virginia | 1995-98 | 413 |
| 3. Dennis Scott, Georgia Tech | 1988-90 | 351 |
| 4. Joseph Girard III, Clemson/Syracuse | 2020-Pres. | 349 |
| 5. Trajan Langdon, Duke | 1995-99 | 342 |
| 6. Scott Wood, NC State | 2010-13 | 334 |
| 7. Randolph Childress, Wake Forest | 1991, 93-95 | 329 |
| 8. Rodney Monroe, NC State | 1988-91 | 322 |
| 9. Justin Gray, Wake Forest | 2003-06 | 319 |
| 10. Jay Williams, Duke | 2000-02 | 313 |
| 11. Buddy Boeheim, Syracuse | 2019-22 | 309 |
| 12. Tony Atkins, Georgia Tech | 1999-02 | 301 |

ACC CAREER FREE THROW PERCENTAGE

| (minimum two years played, 200 free throws or 2.5 made/game) | | | | | |
|--|-------------|-----|-----|------|--|
| Player, School | Years | FT | FTA | Pct. | |
| 1. JJ Redick, Duke | 2003-06 | 662 | 726 | .912 | |
| 2. Jack McClintone, Miami (Fla.) | 2007-09 | 332 | 369 | .900 | |
| 3. Scott Wood, NC State | 2010-13 | 233 | 263 | .886 | |
| 4. Malcolm Brogdon, Virginia | 2013-16 | 422 | 482 | .876 | |
| 5. Charlie Davis, Wake Forest | 1969-71 | 578 | 662 | .873 | |
| 6. Joseph Girard III, Clemson/Syracuse | 2020-24 | 346 | 397 | .872 | |
| 7. Roger Mason, Virginia | 2000-02 | 318 | 366 | .869 | |
| 8. Luke Kennard, Duke | 2016-17 | 248 | 286 | .867 | |
| 9. Trajan Langdon, Duke | 1995, 96-99 | 386 | 448 | .862 | |
| 10. Jon Scheyer, Duke | 2007-10 | 608 | 706 | .861 | |
| 11. Marquise Reed, Clemson | 2017-19 | 366 | 426 | .859 | |

-- NO. 12 GUARD ALEX HEMENWAY --

THREE-POINT FIELD GOAL PERCENTAGE

LEADERS IN CLEMSON HISTORY

(Min. 50 Attempts)

| Rk | Name | Yrs | Years | FGM | FGA | Pct. |
|-----|-------------------|-----|------------|-----|-----|------|
| 1. | Michael Tait | 2 | 1985-87 | 70 | 136 | .515 |
| 2. | Marc Campbell | 4 | 1980-84 | 37 | 73 | .507 |
| 3. | Anthony Jenkins | 4 | 1982-87 | 91 | 199 | .457 |
| 4. | Michael Brown | 1 | 1986-87 | 34 | 76 | .447 |
| 5. | Alex Hemenway | 4 | 2019-Pres. | 124 | 289 | .429 |
| 6. | Joseph Girard III | 1 | 2023-24 | 52 | 124 | .419 |
| 7. | Chris Whitney | 2 | 1991-93 | 167 | 404 | .413 |
| 8. | Terrence Oglesby | 2 | 2007-09 | 177 | 448 | .395 |
| 9. | Avry Holmes | 2 | 2015-17 | 119 | 306 | .389 |
| 10. | Bruce Martin | 4 | 1991-95 | 129 | 336 | .384 |
| 11. | K.C. Rivers | 4 | 2005-09 | 281 | 729 | .385 |

-- NO. 24 CENTER PJ HALL --

CLEMSON ALL-CONFERENCE CENTERS

| Year | Player |
|---------|----------------|
| 2023 | PJ Hall |
| 1993-94 | Sharone Wright |
| 1988-90 | Elden Campbell |
| 1986-87 | Horace Grant |
| 1975-77 | Tree Rollins |
| 1938-40 | Banks McFadden |

HALL'S CAREER DOUBLE-DOUBLES

- PJ Hall has totaled four double-doubles this year. Hall has 11 in his career.

PJ HALL DOUBLE-DOUBLES

| Date | Opponent | Points | Rebounds |
|----------|----------------|--------|----------|
| 1-16-24 | Georgia Tech | 31 | 17 |
| 1-13-24 | Boston College | 26 | 11 |
| 12-3-23 | at Pittsburgh | 22 | 11 |
| 11-24-23 | Alcorn State | 29 | 10 |

| | | | |
|----------|-----------------|----|----|
| 3-10-23 | Virginia | 13 | 10 |
| 1-28-23 | Florida State | 17 | 10 |
| 1-7-23 | at Pittsburgh | 12 | 10 |
| 12-21-22 | at Georgia Tech | 25 | 10 |
| 1-25-22 | at Duke | 14 | 10 |
| 1-18-22 | at Syracuse | 19 | 11 |
| 12-11-21 | vs. Drake | 22 | 13 |

CLEMSON'S 30-POINT, 15-REBOUND PERFORMANCES

- PJ Hall scored a career-high 31 points and grabbed a career-best 17 rebounds in Clemson's 93-90 double-overtime loss to Georgia Tech (1/16).
- It was just the fifth such game by a Tiger in the last 60 years. Hunter Tyson last accomplished the feat against NC State on 12/30/22 with 31 points and 15 rebounds.

CLEMSON'S 30-POINT, 15-REBOUND PERFORMANCES

| Date | Player | Opponent | Pts. | Reb. |
|----------|----------------|-----------------|------|------|
| 1-16-24 | PJ Hall | H-Georgia Tech | 31 | 17 |
| 12-30-22 | Hunter Tyson | H-NC State | 31 | 15 |
| 2-18-87 | Horace Grant | H-Wake Forest | 33 | 20 |
| 11-28-86 | Horace Grant | H-Georgia State | 30 | 15 |
| 12-7-64 | Randy Mahaffey | H-The Citadel | 31 | 16 |

CONSECUTIVE 20-POINT GAMES TO OPEN A SEASON

- PJ Hall scored 20 points in a season-opening win over Winthrop on Nov. 6 and then followed it up with a 27-point performance in a 77-76 win over UAB in the first round of the 2023 Asheville Championship.
- Hall became the first player since 1999-00 to accomplish the feat, which was done by Will Solomon. Before that, it had been since 1986-87 when the Tigers' lone ACC Player of the Year, Horace Grant, netted 20+ in games against Georgia State and Boston University.
- In total, Clemson has had six players accomplish this with just one that has advanced the streak past two games.
- The record is held by Bill Yarborough during the 1954-55 season. He scored 20+ points in the first 16 games of the season from Dec. 1 to Feb. 5.

CONSECUTIVE 20-POINT GAMES TO OPEN THE SEASON

| Year | Player | Date | Opponent | Points |
|---------|-----------------|----------|----------------|--------|
| 2023-24 | PJ Hall | 11-10-23 | UAB | 27 |
| | | 11-6-23 | Winthrop | 20 |
| 1999-00 | Will Solomon | 11-21-99 | Wofford | 27 |
| | | 11-19-99 | ETSU | 21 |
| 1986-87 | Horace Grant | 11-29-86 | Boston U. | 27 |
| | | 11-28-86 | Georgia State | 30 |
| 1970-71 | Dave Thomas | 12-5-70 | Mercer | 20 |
| | | 12-3-70 | Furman | 20 |
| 1963-64 | Jim Brennan | 12-5-63 | Georgia | 25 |
| | | 12-3-63 | North Carolina | 24 |
| 1954-55 | Bill Yarborough | 2-5-55 | NC State | 28 |
| | | 2-4-55 | Wake Forest | 24 |
| | | 2-1-55 | Presbyterian | 29 |
| | | 1-29-55 | Furman | 20 |
| | | 1-18-55 | South Carolina | 46 |
| | | 1-15-55 | North Carolina | 26 |
| | | 1-11-55 | Duke | 25 |
| | | 1-8-55 | Maryland | 33 |
| | | 1-4-55 | Tennessee Tech | 23 |
| | | 1-3-55 | Tennessee | 20 |
| | | 12-17-54 | Virginia | 40 |
| | | 12-14-54 | NC State | 30 |
| | | 12-7-54 | Georgia | 33 |
| | | 12-4-54 | North Carolina | 25 |
| | | 12-3-54 | Duke | 21 |
| | | 12-1-54 | Presbyterian | 34 |

CLEMSON PLAYERS WITH AT LEAST 28 POINTS ON THE ROAD SINCE 2010

| Date | Player | Opponent | Points |
|---------|-------------------|---------------|--------|
| 2-18-23 | PJ Hall | Louisville | 28 |
| 2-15-22 | PJ Hall | Florida State | 28 |
| 2-21-18 | Marcquise Reed | Virginia Tech | 28 |
| 2-20-16 | Jaron Blossomgame | NC State | 33 |
| 2-11-14 | KJ McDaniels | Notre Dame | 30 |

CLEMSON PLAYERS WITH AT LEAST 28 POINTS IN ANY GAME SINCE 2010

| Date | Player | Opponent | Points |
|----------|----------------|------------------|--------|
| 11-24-23 | PJ Hall | Alcorn State | 29 |
| 2-18-23 | PJ Hall | at Louisville | 28 |
| 2-15-22 | PJ Hall | at Florida State | 28 |
| 1-28-20 | Tevin Mack | Syracuse | 32 |
| 2-23-19 | Marcquise Reed | Boston College | 31 |
| 1-16-19 | Marcquise Reed | Georgia Tech | 30 |
| 3-23-18 | Gabe DeVoe | vs. Kansas | 31 |

NOTES

| | | | |
|----------|-------------------|------------------|----|
| 2-21-18 | Marcquise Reed | at Virginia Tech | 28 |
| 12-13-16 | Jaron Blossomgame | S.C. State | 29 |
| 3-1-16 | Jaron Blossomgame | Virginia | 31 |
| 2-20-16 | Jaron Blossomgame | at NC State | 33 |
| 2-8-16 | Jaron Blossomgame | Georgia State | 30 |
| 3-18-14 | K.J. McDaniels | Georgia State | 30 |
| 2-11-14 | K.J. McDaniels | at Notre Dame | 30 |
| 1-27-11 | Milton Jennings | Virginia Tech | 28 |
| 1-21-11 | Andre Young | Georgia Tech | 29 |

HALL SCORES CAREER HIGH 31 VS. GEORGIA TECH

- PJ Hall scored 31 points in the Tigers 93-90 double-overtime loss to Georgia Tech (1/16). It set a new career high and was just the seventh game of at least 28 points by a Clemson center in the last 30 years.
- The game also marked Hall's 11th career double-double.
- The only other Clemson centers to score at least 28 points in a game since 1992 are Trevor Booker and Chris Hobbs. Booker did it twice in 2007-08, in consecutive games against Charlotte (32) and Florida State (29). Booker also had a 31-point game as a senior against Western Carolina, but he was a power forward that year. Raymond Sykes was the center in 2009-10.

HIGHEST SCORING GAMES BY CLEMSON CENTER IN THE LAST 30 YEARS

| Player | Date | Site-Opponent | Points |
|----------------|-------------------|------------------------|-----------|
| Trevor Booker | 1-9-2008 | H-Charlotte | 32 |
| PJ Hall | 1-16-2024 | H-Georgia Tech | 31 |
| Trevor Booker | 1-12-2008 | H-Florida State | 29 |
| PJ Hall | 11-24-2023 | H-Alcorn State | 29 |
| PJ Hall | 2-15-2022 | A-Florida State | 28 |
| PJ Hall | 2-18-2023 | A-Louisville | 28 |
| Chris Hobbs | 11-27-2001 | H-Virginia | 28 |

HIGHEST SCORING AVERAGES BY CENTERS IN CLEMSON HISTORY

| Year | Player | Height | Class | Avg. |
|----------------|----------------|---------------|------------|-------------|
| 1986-87 | Horace Grant | 6-10 | Sr. | 21.0 |
| 2023-24 | PJ Hall | 6-10 | Sr. | 19.7 |
| 1987-88 | Elden Campbell | 6-10 | So. | 18.8 |
| 1990-91 | Dale Davis | 6-10 | Sr. | 17.9 |
| 1988-89 | Elden Campbell | 6-10 | Jr. | 17.5 |
| 1964-65 | Randy Mahaffey | 6-7 | So. | 17.3 |
| 1966-67 | Randy Mahaffey | 6-7 | Sr. | 16.8 |
| 1967-68 | Randy Mahaffey | 6-7 | Jr. | 16.6 |
| 1989-90 | Elden Campbell | 6-10 | Sr. | 16.4 |
| 2021-22 | PJ Hall | 6-10.5 | So. | 15.5 |
| 1993-94 | Sharone Wright | 6-11 | Jr. | 15.4 |
| 2022-23 | PJ Hall | 6-10.5 | Jr. | 15.3 |
| 1992-93 | Sharone Wright | 6-11 | So. | 15.0 |

-- BOBBY CONRAD (1976-80) --

FORMER TIGER ROBERT (BOBBY) CONRAD APPOINTED DIRECTOR OF THE ADMINISTRATIVE OFFICE OF U.S. COURTS

WASHINGTON, D.C. — Chief Justice John G. Roberts Jr., today announced the appointment of Judge Robert J. Conrad Jr., as the Director of the Administrative Office of the U.S. Courts, effective March 1, 2024. He will succeed Judge Roslynn R. Mauskopf who has served as Director since February 1, 2021, and who will retire from the Federal Judiciary on January 31, 2024.

Conrad was a letterman on the Clemson basketball team between 1976-77 and 1979-80. His senior year he was the starting point guard on the only Clemson men's basketball team in history to reach the Elite Eight of the NCAA Tournament.

The native of Glen Ellyn, Ill. was an Academic All-American and was named the ACC's James Weaver Award Winner as the league's top student-athlete over all sports. Additionally, he won Clemson University's Norris Medal as the school's Outstanding Student.

Judge Conrad graduated magna cum laude from Clemson University in 1980, and earned his law degree from the University of Virginia School of Law.

Conrad was inducted into the Clemson Athletic Hall of Fame in 1993 and received a Distinguished Service Award from the Clemson Alumni Association in 2015.

The Director of the Administrative Office is the chief administrative officer of the federal courts.

The Director serves under the direction of the Judicial Conference of the United States, the principal policy-making body for the federal court system. The Chief Justice is the presiding officer of the Conference, which is composed of the chief judges of the 13 courts of appeals, a district judge from each of the 12 geographic circuits, and the chief judge of the Court of International Trade. The Chief Justice selects the Director.

"I welcome Judge Conrad to his new position. His long service to our branch in many important capacities makes him well-suited to lead the AO in tackling the issues that the Judiciary faces now and

in the years ahead."


Judge Conrad currently serves as a Senior Judge of the United States District Court for the Western District of North Carolina. Appointed to the bench in June 2005, Judge Conrad served as Chief Judge from 2006 to 2013. Prior to taking the bench, Judge Conrad served for fifteen years in the United States Attorney's Office for the Western District of North Carolina including as the United States Attorney from 2001 to 2004.

In accepting this appointment, Judge Conrad said, "I am grateful and humbled by Chief Justice Roberts' selection of me to serve as Director of the Administrative Office of the U.S. Courts. I will strive for excellence in the performance of this role. Over my nearly 20 years of service as a judge, I have witnessed the devotion to the rule of law and the sacrificial commitment to serve the judiciary extended by the men and women of the Judicial Branch. I look forward to working with them to meet the challenges ahead."

In accordance with 28 U.S.C. §133(b), Judge Conrad will assume full-time responsibility for the management of the Administrative Office, which has over 1,000 employees, and for providing administrative support to 2,400 judicial officers, and over 28,000 court employees and Federal Defender employees. He will serve as liaison for the Judicial Branch in its relations with Congress, including working with congressional committees to secure the Judiciary's annual appropriation and executing the Judiciary's budget.

| LAST FIVE GAMES | 2023-24 Season | | | | | | | | | | | | | | | | | | | | | | |
|-----------------------|----------------|----------------|-----|-------------|----|-----|------|----|-----|------|----|-----|------|----------|----|-----|----|-------------|----|-----|-----|-----|------|
| | Game | | | Field Goals | | | | | | 3-PT | | | | Rebounds | | | | Other Stats | | | | | |
| | Date | Opponent | W/L | Min. | FG | FGA | Pct. | FG | FGA | Pct. | FT | FTA | Pct. | OR | DR | TOT | PF | A | TO | Blk | Stl | +/- | Pts. |
| | 1/6 | North Carolina | L | 3 | 0 | 1 | .000 | 0 | 0 | .000 | 0 | 0 | .000 | 0 | 2 | 2 | 0 | 1 | 0 | 1 | 0 | 5 | 0 |
| | 1/10 | Virginia Tech | L | 15 | 1 | 3 | .333 | 0 | 0 | .000 | 0 | 0 | .000 | 0 | 3 | 3 | 0 | 2 | 1 | 0 | 0 | -4 | 2 |
| | 1/13 | Boston College | W | 25 | 1 | 2 | .500 | 0 | 1 | .000 | 0 | 0 | .000 | 1 | 2 | 3 | 2 | 3 | 2 | 0 | 0 | 18 | 2 |
| | 1/16 | Georgia Tech | L | 5 | 0 | 1 | .000 | 0 | 1 | .000 | 0 | 0 | .000 | 0 | 0 | 0 | 1 | 1 | 0 | 0 | 0 | 3 | 0 |
| | 1/20 | Florida State | W | 27 | 4 | 6 | .667 | 0 | 1 | .000 | 4 | 7 | .571 | 1 | 1 | 2 | 1 | 0 | 3 | 0 | 1 | 10 | 12 |

- Notes**
- Career high 12 points on 4-of-6 shooting at Florida State (1/20). Both career highs in his career have come against the Seminoles (previous high of 10 came vs. FSU).
 - Played a season high 27 minutes against FSU and made a career high four free throws.
 - Season high eight points in win over Queens (12/22). Finished 3-3 from the field.
 - Then-season-high six points in win at Alabama (11/28). Finished 3-3 from the field.
 - Provided a much needed spark into the Clemson lineup against Davidson (11/12). Scored five points in eight minutes to get the Tigers going offensively in the first half.



- Career**
- Played in 33 games last season, making two starts and averaged 12.8 minutes per contest.
 - First career points came in a win over USC Upstate (11/15/22).
 - Scored a career-high 10 points in a win over Florida State (2/15/23). Finished 4-for-6 from the floor, 1-2 from three and at the foul line. Added two assists and one steal.
 - Totaled three assists on four occasions and finished with 28 overall. Also collected 10 steals and six blocks. He blocked a career-best two in an overtime win over Penn State (11/29/22).
 - Redshirted the 2021-22 season and served as scout team point guard.
 - Rated a three-star prospect prior to arriving at Clemson.
 - Averaged 16.9 points, 6.2 rebounds, 3.8 assists and 1.4 steals per game at Cardinal Newman.
 - Won back-to-back SCISA Class 3A Championships and led the team in scoring. Eclipsed 1,000 career points.
 - Beadle chose Clemson over Wake Forest and VCU.

| 2023-24 SEASON HIGHS | CAREER HIGHS |
|--|--|
| 12 at Florida State (1/20/24) PTS..... | 12 at Florida State (1/20/24) |
| 4 at Florida State (1/20/24) FG..... | 4, 3x, last at Florida State (1/20/24) |
| 1, 2x, last vs. Queens (12/22/23) 3FG..... | 2 vs. Towson (12/7/22) |
| 4 at Florida State (1/20/24) FT..... | 4 at Florida State (1/20/24) |
| 1, 2x, last at Florida State (1/20/24) OR..... | 1, 4x, last at Florida State (1/20/24) |
| 3 at Virginia Tech (1/10/24) DR..... | 3, 4x, last at Virginia Tech (1/10/24) |
| 3, 3x, last vs. Boston College (1/13/24) TOT..... | 3, 5x, last vs. Boston College (1/13/24) |
| 3, 2x, last vs. Boston College (1/13/24) AST..... | 3, 5x, last vs. Boston College (1/13/24) |
| 2 vs. Radford (12/29/23) STL..... | 2 at South Carolina (11/11/22) |
| BLK..... | 2 vs. Penn State (11/29/22) |
| 27 at Florida State (1/20/24) MIN..... | 29 vs. NC State (12/30/22) |

| Player Facts |
|--|
| Major: Parks, Recreation, Tourism Management |
| Birthday: March 4, 2003 |
| Instagram: @jbeadle0 |

Full bio, game-by-game stats, career stats and NIL opportunities available:

CLEMSONTIGERS.COM

Career Stats

| Year | GP | GS | Min. | FG | FGA | Pct. | FG | FGA | Pct. | FT | FTA | Pct. | OR | DR | TOT | Avg. | PF | DQ | A | TO | Blk | Stl | Pts. | Avg. |
|---------|----|----|------|----|-----|------|----|-----|------|----|-----|------|----|----|-----|------|----|----|----|----|-----|-----|------|------|
| 2021-22 | | | | | | | | | | | | | | | | | | | | | | | | |
| 2022-23 | 33 | 2 | 421 | 32 | 86 | .372 | 6 | 28 | .214 | 7 | 11 | .636 | 2 | 32 | 34 | 1.0 | 51 | 1 | 28 | 31 | 6 | 10 | 77 | 2.3 |
| 2023-24 | 17 | 0 | 191 | 22 | 41 | .537 | 2 | 9 | .222 | 9 | 17 | .529 | 3 | 18 | 21 | 1.2 | 14 | 0 | 13 | 13 | 1 | 5 | 55 | 3.2 |
| TOTAL | 50 | 2 | 613 | 54 | 127 | .425 | 8 | 37 | .216 | 16 | 28 | .571 | 5 | 50 | 55 | 1.1 | 65 | 1 | 41 | 44 | 7 | 15 | 132 | 2.6 |

| LAST FIVE GAMES | 2022-23 Season | | | | | | | | | | | | | | | | | | | | | | |
|-----------------------|----------------|----------------|-----|-------------|----|-----|-------|----|-----|------|------|-----|-------|----------|----|-----|----|---|----|-----|-----|-----|------|
| | | | | Field Goals | | | | | | | 3-PT | | | Rebounds | | | | | | | | | |
| | Date | Opponent | W/L | Min. | FG | FGA | Pct. | FG | FGA | Pct. | FT | FTA | Pct. | OR | DR | TOT | PF | A | TO | Blk | Stl | +/- | Pts. |
| | 1/6 | North Carolina | L | 36 | 8 | 14 | .571 | 0 | 4 | .000 | 1 | 1 | 1.000 | 0 | 1 | 1 | 2 | 0 | 3 | 1 | 1 | -12 | 17 |
| | 1/10 | Virginia Tech | L | 37 | 3 | 13 | .231 | 1 | 5 | .200 | 2 | 2 | 1.000 | 3 | 1 | 4 | 2 | 2 | 1 | 0 | 0 | -10 | 9 |
| | 1/13 | Boston College | W | 29 | 2 | 5 | .400 | 1 | 2 | .500 | 2 | 3 | .667 | 1 | 3 | 4 | 1 | 2 | 0 | 0 | 0 | 8 | 7 |
| | 1/16 | Georgia Tech | L | 42 | 5 | 14 | .357 | 0 | 5 | .000 | 8 | 9 | .889 | 2 | 0 | 2 | 2 | 1 | 1 | 1 | 2 | -4 | 18 |
| | 1/20 | Florida State | W | 29 | 3 | 3 | 1.000 | 0 | 0 | .000 | 8 | 8 | 1.000 | 1 | 1 | 2 | 0 | 2 | 2 | 0 | 1 | 12 | 14 |

- Notes**
- Season-high +39 in 16 point, five assist performance against Radford (12/29).
 - Played in 100th career game against Davidson (11/12)



- Career**
- Turned in a career year offensively for the Tigers, helping propel the team to 23 wins and 14 league wins.
 - Averaged 13.8 points, 3.0 rebounds, 4.5 assists and 0.5 steals per game, while adding in 0.3 blocks per game.
 - Shot 41.0 percent from the floor and 35.6 percent from three, while adding in 81.3 percent from the free throw line.
 - Posted a 138:70 assist-to-turnover ratio last season, including 17 steals and eight blocks.
 - Posted double-digit points in 26 contests, including 20+ points four times.
 - Scored a career-high 26 points at Florida State (Jan. 28), which included the game-winning three-point play. He finished 7-for-12 from the floor, 2-for-5 from three and 10-for-11 from the foul line. The 10 made free throws tied a career high.
 - Posted his first career double-double with a 13-point, 11-assist performance in a win over Syracuse (Feb. 22). It marks just the third such double-double (points/assists) under Brad Brownell at Clemson (Marquise Reed and Clyde Trapp).
 - Had six games garnering at least five rebounds, including a career-best-tying seven against Louisville (Jan. 11). He also had 13 games of at least five assists, while assuming the point guard role for the first time in his career last season.
 - Hunter chose Clemson over Georgia, Virginia, Oklahoma and Michigan State.

| 2023-24 SEASON HIGHS | CAREER HIGHS |
|--|---|
| 18, 2x, vs. Georgia Tech (1/16/24)..... PTS..... | 26 at Florida State (1/28/23) |
| 8 vs. North Carolina (1/6/24) FG..... | 10 vs. Wake Forest (2/23/22) |
| 3, 2x, last at Alabama (11/28/23) 3FG..... | 5 vs. Bellarmine (11/18/22) |
| 8, 2x, last at Florida State (1/20/24) FT..... | 10 at Florida State (1/28/23) |
| 2, 2x, last vs. Georgia Tech (1/16/24) OR..... | 3 vs. Wofford (11/12/21) |
| 6 vs. Boise State (11/19/23) DR..... | 7 at Boston College (2/26/22) |
| 6 vs. Boise State (11/19/23) TOT..... | 7, 3x, last vs. Louisville (1/11/23) |
| 7 vs. Alcorn State (11/24/23) AST..... | 11 vs. Syracuse (2/22/23) |
| 2, 4x, last vs. Georgia Tech (1/16/24) ... STL..... | 3 vs. Florida State (1/23/21) |
| 1, 6x, last vs. Georgia Tech (1/16/24) ... BLK..... | 1, 23x, last vs. Georgia Tech (1/16/24) |
| 42 vs. Georgia Tech (1/16/24) MIN..... | 42 vs. Georgia Tech (1/16/24) |

| Player Facts |
|--|
| Major: Parks, Recreation, Tourism Management (Graduated December 2022) |
| Birthday: April 8, 2001 |
| Instagram: @chasehun1er |

Full bio, game-by-game stats, career stats and NIL opportunities available:

CLEMSONTIGERS.COM


Career Stats

| Year | GP | GS | Min. | FG | FGA | Pct. | FG | FGA | Pct. | FT | FTA | Pct. | OR | DR | TOT | Avg. | PF | DQ | A | TO | Blk | Stl | Pts. | Avg. |
|---------|-----|----|------|-----|-----|------|----|-----|------|-----|-----|------|----|-----|-----|------|-----|----|-----|-----|-----|-----|------|------|
| 2019-20 | 9 | 4 | 175 | 17 | 45 | .378 | 7 | 23 | .304 | 7 | 11 | .636 | 1 | 8 | 9 | 1.0 | 17 | 0 | 14 | 12 | 0 | 7 | 48 | 5.3 |
| 2020-21 | 24 | 4 | 337 | 28 | 90 | .311 | 5 | 35 | .143 | 8 | 12 | .667 | 6 | 23 | 29 | 1.2 | 27 | 0 | 22 | 19 | 3 | 10 | 69 | 2.9 |
| 2021-22 | 33 | 15 | 749 | 78 | 173 | .451 | 20 | 58 | .345 | 45 | 60 | .750 | 16 | 72 | 88 | 2.7 | 57 | 0 | 60 | 33 | 6 | 15 | 221 | 6.7 |
| 2022-23 | 31 | 31 | 994 | 144 | 351 | .410 | 48 | 135 | .356 | 91 | 112 | .813 | 7 | 86 | 93 | 3.0 | 69 | 1 | 138 | 70 | 8 | 17 | 427 | 13.8 |
| 2023-24 | 18 | 18 | 572 | 73 | 181 | .403 | 19 | 69 | .275 | 48 | 54 | .889 | 12 | 33 | 45 | 2.5 | 30 | 0 | 51 | 28 | 6 | 13 | 213 | 11.8 |
| TOTAL | 115 | 72 | 2827 | 340 | 840 | .405 | 99 | 320 | .309 | 199 | 249 | .799 | 42 | 222 | 264 | 2.3 | 200 | 1 | 285 | 162 | 23 | 62 | 978 | 8.5 |

| LAST FIVE GAMES | Date | Opponent | W/L | Min. | Field Goals | | | 3-PT | | | FT | FTA | Pct. | OR | DR | TOT | PF | A | TO | Blk | Stl | +/- | Pts. |
|-----------------|------|----------------|-----|------|-------------|---|------|------|---|-------|----|-----|------|----|----|-----|----|---|----|-----|-----|-----|------|
| | 1/6 | North Carolina | L | 26 | 0 | 2 | .000 | 0 | 0 | .000 | 0 | 0 | .000 | 0 | 2 | 2 | 1 | 0 | 0 | 0 | 0 | 0 | 0 |
| | 1/10 | Virginia Tech | L | 21 | 2 | 4 | .500 | 1 | 3 | .333 | 0 | 0 | .000 | 0 | 0 | 0 | 0 | 2 | 0 | 0 | 1 | -10 | 5 |
| | 1/13 | Boston College | W | 21 | 1 | 2 | .500 | 1 | 1 | 1.000 | 0 | 0 | .000 | 0 | 1 | 1 | 3 | 1 | 1 | 0 | 1 | 10 | 3 |
| | 1/16 | Georgia Tech | L | 36 | 1 | 3 | .333 | 0 | 2 | .000 | 0 | 2 | .000 | 1 | 0 | 1 | 5 | 3 | 0 | 0 | 0 | -6 | 2 |
| | 1/20 | Florida State | W | 14 | 2 | 3 | .667 | 1 | 1 | 1.000 | 0 | 0 | .000 | 0 | 3 | 3 | 2 | 2 | 0 | 0 | 1 | 1 | 5 |

Career

- Appeared in 33 games and made three starts as a freshman.
- Played 12.0 minutes per game, averaging 1.4 points, 1.2 rebounds and 1.2 assists per game
- Scored career-high nine points in a win over Georgia Tech (Jan. 24). He finished 3-for-5 from the floor, 1-for-1 from three and 2-for-2 at the foul line. Also added two assists and one steal.
- Finished with 11 games of two or more assists, including a career-high five in a win at Florida State (Jan. 28). He totaled four on two separate occasions.
- He is the younger brother of current Tiger Chase Hunter, and was ranked No. 64 in the ESPN 100 and rated a four-star prospect.
- Hunter chose Clemson over Baylor, Auburn, Florida State, Kentucky, Georgia and Georgia Tech.



2023-24 SEASON HIGHS

7 vs. Queens (12/22/23) PTS.....9 vs. Georgia Tech (1/24/23)
3 vs. Queens (12/22/23) FG..... 3, 3x, last vs. Queens (12/22/23)
1, 8x, last vs. Boston College (1/13/24) 3FG..... 1, 11x, last vs. Boston College (1/13/24)
2, 2x, last vs. TCU (12/9/23) FT 2, 4x, last vs. TCU (12/9/23)
1, 4x, last vs. Queens (12/22/23) OR..... 2 vs. Loyola Maryland (11/21/22)
4 vs. Winthrop (11/6/23) DR..... 4 vs. Winthrop (11/6/23)
4, 5x, last vs. Queens (12/22/23) TOT 4, 5x, last vs. Queens (12/22/23)
5 at Memphis (12/16/23) AST 5, 2x, last at Memphis (12/16/23)
2 vs. Alcorn State (11/24/23) STL 2, 2x, last vs. Alcorn State (11/24/23)
..... BLK 1 vs. California (11/26/22)
36 vs. Georgia Tech (1/16/24) MIN 36, 2x, last vs. Georgia Tech (1/16/24)

CAREER HIGHS

Player Facts

Major: Parks, Recreation, Tourism Management
Birthday: April 16, 2003
Instagram: @dillonhunter

Full bio, game-by-game stats, career stats and NIL opportunities available:

CLEMSONTIGERS.COM

| Career Stats | | | | | | | | | | | | | | | | | | | | | | | | |
|--------------|----|----|------|----|-----|------|----|-----|------|----|-----|------|----|----|-----|------|----|----|----|----|-----|-----|------|------|
| Year | GP | GS | Min. | FG | FGA | Pct. | FG | FGA | Pct. | FT | FTA | Pct. | OR | DR | TOT | Avg. | PF | DQ | A | TO | Blk | Stl | Pts. | Avg. |
| 2022-23 | 33 | 3 | 395 | 17 | 57 | .298 | 3 | 20 | .150 | 9 | 15 | .600 | 5 | 35 | 40 | 1.2 | 34 | 0 | 40 | 22 | 1 | 14 | 46 | 1.4 |
| 2023-24 | 18 | 1 | 368 | 21 | 57 | .368 | 9 | 27 | .333 | 5 | 9 | .556 | 6 | 35 | 41 | 2.3 | 30 | 1 | 38 | 11 | 0 | 10 | 56 | 3.1 |
| TOTAL | 51 | 4 | 762 | 38 | 114 | .333 | 12 | 47 | .255 | 14 | 24 | .583 | 11 | 70 | 81 | 1.6 | 64 | 1 | 78 | 33 | 1 | 24 | 102 | 2.0 |


| LAST FIVE GAMES | Date | Opponent | W/L | Min. | Field Goals | | | 3-PT | | | FT | FTA | Pct. | OR | DR | TOT | PF | A | TO | Blk | Stl | +/- | Pts. |
|-----------------|------|----------|-----|------|-------------|-----|------|------|-----|------|----|-----|------|----|----|-----|----|---|----|-----|-----|-----|------|
| | | | | | FG | FGA | Pct. | FG | FGA | Pct. | FT | FTA | Pct. | | | | | | | | | | |
| | | | | | | | | | | | | | | | | | | | | | | | |
| | | | | | | | | | | | | | | | | | | | | | | | |
| | | | | | | | | | | | | | | | | | | | | | | | |

Notes

- Redshirting the 2023-24 season.

Career

- 2023 All-Mountain West Third Team, Mountain West Freshman of the Week (Jan. 3, 2022)
- 303 points in 2022 was then-Air Force freshman record in MW era (4th all-time).
- 194 points in MW play in 2022 is an Air Force freshman record.
- 2022 Academic All-Mountain West, 2022 Mountain West Scholar-Athlete, 2023 College Sports Communicators, (CSC) Academic All-District, 2022-23 (Air Force)
- 2023 All-Mountain West Third Team (first sophomore to earn All-MW at Air Force since 2013).
- Team-leading 15.1 ppg., Fourth in Mountain West with 75 three's made. 75 three's is seventh best in a season at Air Force.
- Finished last season 32-for-52 (.615) from the floor in his last five games, including 15-for-30 (.500) from three.
- Led team in scoring 17 times and scored 20+ points six times. Shooting splits of .483/.399/.867
- Led team in scoring in MW play, averaging 14.2 ppg.
- Collegiate Hoops Roadshow All-Tournament Team
- Led Floyd Central to its first section title in 31 years as a junior, averaged 19.9 ppg as a senior and scored 1,228 career points.
- Scored career-high 44 points in final regular season game of high school career.
- 3x first-team All-Hoosier Hills Conference, Indiana Junior All-Star, Indiana Basketball Coaches Association Large School All-State Team and All-State honorable mention by AP.



2023-24 SEASON HIGHS

..... PTS..... 27 vs. South Dakota (12/6/22)
..... FG..... 11 vs. New Mexico (2/10/23)
..... 3FG..... 5 at UNLV (3/8/23)
..... FT 11 vs. Delaware (11/11/22)
..... OR..... 4 at San Jose St. (1/25/22)
..... DR..... 8 at UNLV (3/8/23)
..... TOT 9 at UNLV (3/8/23)
..... AST 7 at Utah St. (2/14/23)
..... STL 2 vs. San Jose St. (3/4/23)
..... BLK 1, 4x, last vs. Utah St. (2/14/23)
..... MIN..... 45 at UNLV (3/8/23)

CAREER HIGHS

Player Facts

Major: Economics
Birthday: March 5, 2003
Instagram: @jakeheidbreder

Full bio, game-by-game stats, career stats and NIL opportunities available:

CLEMSONTIGERS.COM


| Career Stats | | | | | | | | | | | | | | | | | | | | | | | | | | | | | | |
|-----------------------------|-------------|----|------|-----|-----|------|------|-----|------|----------|-----|------|-----------|-----|-----|------|-----|----|-----|----|-----|-----|------|------|--|--|--|--|--|--|
| | Field Goals | | | | | | 3-PT | | | Rebounds | | | | | | | | | | | | | | | | | | | | |
| Year | GP | GS | Min. | FG | FGA | Pct. | FG | FGA | Pct. | FT | FTA | Pct. | OR | DR | TOT | Avg. | PF | DQ | A | TO | Blk | Stl | Pts. | Avg. | | | | | | |
| 2021-22* | 29 | 29 | 988 | 106 | 213 | .498 | 44 | 116 | .379 | 47 | 59 | .797 | 25 | 69 | 94 | 3.2 | 72 | 1 | 56 | 36 | 3 | 15 | 303 | 10.4 | | | | | | |
| 2022-23* | 32 | 32 | 1042 | 168 | 344 | .488 | 75 | 188 | .399 | 72 | 83 | .867 | 13 | 93 | 106 | 3.3 | 63 | 1 | 53 | 54 | 1 | 19 | 483 | 15.1 | | | | | | |
| 2023-24 | | | | | | | | | | | | | RED SHIRT | | | | | | | | | | | | | | | | | |
| TOTAL | 61 | 61 | 2030 | 274 | 557 | .492 | 119 | 304 | .391 | 119 | 142 | .838 | 38 | 162 | 200 | 3.3 | 135 | 2 | 109 | 90 | 4 | 34 | 786 | 12.9 | | | | | | |
| * Games played at Air Force | | | | | | | | | | | | | | | | | | | | | | | | | | | | | | |

* Games played at Air Force

| | Date | Opponent | W/L | Min. | Field Goals | | | 3-PT | | | FT | FTA | Pct. | Rebounds | | | PF | A | TO | Blk | Stl | +/- | Pts. |
|-----------------|------|----------------|-----|------|-------------|-----|------|------|-----|-------|----|-----|-------|----------|----|-----|----|---|----|-----|-----|-----|------|
| | | | | | FG | FGA | Pct. | FG | FGA | Pct. | | | | OR | DR | TOT | | | | | | | |
| LAST FIVE GAMES | 1/6 | North Carolina | L | 34 | 5 | 8 | .625 | 0 | 0 | .000 | 6 | 7 | .857 | 4 | 7 | 11 | 1 | 2 | 1 | 4 | 5 | -8 | 16 |
| | 1/10 | Virginia Tech | L | 24 | 7 | 10 | .700 | 1 | 1 | 1.000 | 0 | 1 | .000 | 5 | 3 | 8 | 3 | 2 | 0 | 0 | 0 | -11 | 15 |
| | 1/13 | Boston College | W | 17 | 3 | 5 | .600 | 0 | 1 | .000 | 1 | 1 | 1.000 | 3 | 3 | 6 | 4 | 1 | 2 | 0 | 0 | -4 | 7 |
| | 1/16 | Georgia Tech | L | 38 | 7 | 10 | .700 | 0 | 0 | .000 | 6 | 8 | .750 | 8 | 7 | 15 | 1 | 4 | 2 | 0 | 0 | 1 | 20 |
| | 1/20 | Florida State | W | 18 | 3 | 5 | .600 | 1 | 2 | .500 | 0 | 0 | .000 | 1 | 5 | 6 | 5 | 3 | 0 | 0 | 0 | 4 | 7 |

Notes

- Sixth career double-double with (20p/15r) vs. Georgia Tech (1/16).
- New season-high seven made field goals at Virginia Tech (1/10).
- Career highs in blocks (5) and steals (4) vs. UNC (1/6)
- Set a new season high with seven offensive rebounds and career-high with 17 rebounds in win at Pittsburgh (12/3).
- Tied his then-career high with 14 rebounds at Alabama (11/28).
- Opened the season with 16 and seven against Winthrop (11/6).



Career

- Appeared in 34 games and made 22 starts (both career highs), while averaging a career-best 19.8 minutes per contest.
- Averaged career highs in points (5.5), rebounds (4.1), assists (1.9), field goal percentage (51.1) and 3-point percentage (33.3).
- Totaled five double-digit scoring games, one double-digit rebounding game, his first career double-double and 10 games with at least three assists.
- First career double double came in the season opener against The Citadel (Nov. 7). Scored 20 points and collected 14 rebounds, including nine on the offensive glass.
- The nine offensive rebounds were the most for a Tiger since James Mays had 10 at Maryland on Jan. 13, 2007. It was the most by a Tiger in Littlejohn Coliseum since Sharrod Ford had 10 vs. Georgia Tech on Feb. 28, 2004.
- Produced a big game in a 72-64 win over Duke (Jan. 14). Posted six points, eight rebounds and six assists, while drawing a career-high three charges. He was just one charge off from the program record of four in a game. He played a career-high 36 minutes against the Blue Devils.
- Of his five double-digit scoring games, two came in back-to-back contests against Notre Dame (March 4) and NC State in the ACC Tournament (March 9).
- Schieffelin chose Clemson over Virginia Tech and Dayton.

| 2023-24 SEASON HIGHS | CAREER HIGHS |
|--|---|
| 20 vs. Georgia Tech (1/16/24).....PTS..... | 20, 2x, last vs. Georgia Tech (1/16/24) |
| 7, 2x, last vs. Georgia Tech (1/16/24).....FG..... | 9 vs. The Citadel (11/7/22) |
| 2 vs. Winthrop (11/6/23).....3FG..... | 3 vs. NC State (3/9/23) |
| 6, 2x, last vs. Georgia Tech (1/16/24)....FT..... | 6, 2x, last vs. Georgia Tech (1/16/24) |
| 8 vs. Georgia Tech (1/16/24).....OR..... | 9 vs. The Citadel (11/7/22) |
| 11 at Alabama (11/28/23).....DR..... | 11 at Alabama (11/28/23) |
| 17 at Pittsburgh (12/3/23).....TOT..... | 17 at Pittsburgh (12/3/23) |
| 5 vs. TCU (12/9/23).....AST..... | 6, 3x, last vs. Syracuse (2/22/23) |
| 4 vs. North Carolina (1/6/24).....STL..... | 4 vs. North Carolina (1/6/24) |
| 5 vs. North Carolina (1/6/24).....BLK..... | 5 vs. North Carolina (1/6/24) |
| 38 vs. Georgia Tech (1/16/24).....MIN..... | 38 vs. Georgia Tech (1/16/24) |

Player Facts

Major: Management
Birthday: March 1, 2003
Instagram: @ian4schieff

Full bio, game-by-game stats, career stats and NIL opportunities available:

CLEMSONTIGERS.COM

| Year | GP | GS | Min. | FG | FGA | Pct. | FG | FGA | Pct. | FT | FTA | Pct. | OR | DR | TOT | Avg. | PF | DQ | A | TO | Blk | Stl | Pts. | Avg. |
|--------------|-----------|-----------|-------------|------------|------------|-------------|-----------|-----------|-------------|-----------|------------|-------------|------------|------------|------------|------------|------------|----------|------------|-----------|-----------|-----------|------------|------------|
| 2021-22 | 30 | 7 | 349 | 34 | 86 | .395 | 5 | 16 | .313 | 20 | 28 | .714 | 28 | 56 | 84 | 2.8 | 48 | 1 | 27 | 22 | 6 | 7 | 93 | 3.1 |
| 2022-23 | 34 | 22 | 672 | 72 | 141 | .511 | 9 | 27 | .333 | 33 | 48 | .688 | 41 | 100 | 141 | 4.1 | 62 | 1 | 64 | 37 | 9 | 11 | 186 | 5.5 |
| 2023-24 | 18 | 18 | 459 | 67 | 113 | .593 | 10 | 18 | .556 | 32 | 43 | .744 | 61 | 112 | 173 | 9.6 | 46 | 1 | 40 | 20 | 11 | 12 | 176 | 9.8 |
| TOTAL | 82 | 47 | 1480 | 173 | 340 | .509 | 24 | 61 | .393 | 85 | 119 | .714 | 130 | 268 | 398 | 4.9 | 156 | 3 | 131 | 79 | 26 | 30 | 455 | 5.5 |


| | Date | Opponent | W/L | Min. | Field Goals | | | 3-PT | | | FT | FTA | Pct. | Rebounds | | | PF | A | TO | Blk | Stl | +/- | Pts. |
|-----------------|-------|---------------|-----|------|-------------|-----|------|------|-----|------|----|-----|-------|----------|----|-----|----|---|----|-----|-----|-----|------|
| | | | | | FG | FGA | Pct. | FG | FGA | Pct. | | | | OR | DR | TOT | | | | | | | |
| LAST FIVE GAMES | 11/19 | Boise State | W | 20 | 1 | 3 | .333 | 0 | 0 | .000 | 0 | 0 | .000 | 2 | 2 | 4 | 2 | 0 | 1 | 0 | 1 | 7 | 2 |
| | 11/24 | Alcorn State | W | 15 | 2 | 5 | .400 | 1 | 4 | .250 | 0 | 0 | .000 | 1 | 1 | 2 | 2 | 1 | 0 | 0 | 0 | 6 | 5 |
| | 11/28 | Alabama | W | 12 | 0 | 1 | .000 | 0 | 1 | .000 | 0 | 0 | .000 | 0 | 0 | 0 | 1 | 0 | 0 | 0 | 0 | -9 | 0 |
| | 1/16 | Georgia Tech | L | 10 | 0 | 3 | .000 | 0 | 2 | .000 | 0 | 0 | .000 | 1 | 1 | 2 | 1 | 1 | 0 | 0 | 0 | -3 | 0 |
| | 1/20 | Florida State | W | 21 | 2 | 5 | .400 | 1 | 2 | .500 | 2 | 2 | 1.000 | 3 | 4 | 7 | 2 | 4 | 1 | 0 | 1 | 10 | 7 |

Notes

- Best game in return to Clemson lineup on 1/20 with seven points, seven rebounds and four assists in win at Florida State.

Career

- Made return to lineup on 2/11 at Boston College after missing previous 10 games due to injury suffered at end of Clemson game (Dec. 30, 2022).
- Stuffed stat sheet with 14 points, 9 rebounds and a career-high 6 assists in win over Louisville (Dec. 22).
- Posted a double-double with 10 points/10 rebounds and added a career-high 5 steals in win over Campbell (Nov. 11)
- Made NC State debut on Nov. 7 vs. Austin Peay and had 15 points, 7 rebounds, 3 steals and a career-high tying 2 blocks
- Averaged 12.0 points per game last season at La Salle
- Scored career-high 30 points on 13-of-19 shooting at Duquesne on 3/5/22
- Averaged 12.0 points per game, improving the number to 13.7 points in conference play at La Salle.
- In 2020-21, returned from injury to play in 24 games, including 19 starts. Led Explorers in scoring (9.9 ppg) and ranked second in rebounding (5.2 rpg).
- Medical redshirt in 2019-20.



| 2023-24 SEASON HIGHS | CAREER HIGHS |
|--|--|
| 7 at Florida State (1/20/24).....PTS..... | 30 at Duquesne (3/5/22) |
| 2, 3x, last at Florida State (1/20/24).....FG..... | 13 at Duquesne (3/5/22) |
| 2 vs. Winthrop (11/6/23).....3FG..... | 5 at St. Joseph's (1/17/22) |
| 2, 2x, last at Florida State (1/20/24).....FT..... | 10 vs. Bucknell (12/4/18) |
| 3 at Florida State (1/20/24).....OR..... | 5, 3x, last at Duke (2/28/23) |
| 5 vs. Winthrop (11/6/23).....DR..... | 9 vs. Creighton (3/17/23) |
| 7 at Florida State (1/20/24).....TOT..... | 13, 2x, last vs. St. Joseph's (3/9/22) |
| 4 at Florida State (1/20/24).....AST..... | 6 vs. Louisville (12/22/22) |
| 1, 3x, last at Florida State (1/20/24)....STL..... | 5 vs. Campbell (11/11/22) |
| 1, 3x, last vs. Davidson (11/12/23).....BLK..... | 2, 3x, vs. last vs. Pittsburgh (12/2/22) |
| 21 at Florida State (1/20/24).....MIN..... | 42 at Delaware (11/17/21) |

Player Facts

Major: Athletic Leadership
Birthday: February 14, 2000
Instagram: @jack5clark

Full bio, game-by-game stats, career stats and NIL opportunities available:

CLEMSONTIGERS.COM


| Year | GP | GS | Min. | FG | FGA | Pct. | FG | FGA | Pct. | FT | FTA | Pct. | OR | DR | TOT | Avg. | PF | DQ | A | TO | Blk | Stl | Pts. | Avg. |
|--------------|-----------|-----------|-------------|------------|------------|-------------|------------|------------|-------------|------------|------------|-------------|------------|------------|------------|------------|------------|----------|------------|------------|-----------|------------|------------|------------|
| 2018-19* | 9 | 1 | 242 | 28 | 68 | .412 | 16 | 39 | .410 | 23 | 30 | .767 | 13 | 26 | 39 | 4.3 | 20 | 0 | 10 | 10 | 2 | 9 | 95 | 10.6 |
| 2020-21* | 24 | 19 | 619 | 91 | 231 | .394 | 32 | 116 | .276 | 23 | 29 | .793 | 28 | 96 | 124 | 5.2 | 53 | 1 | 28 | 47 | 7 | 22 | 237 | 9.9 |
| 2021-22* | 30 | 23 | 912 | 133 | 346 | .384 | 48 | 161 | .298 | 47 | 59 | .797 | 51 | 124 | 175 | 5.8 | 48 | 1 | 49 | 57 | 7 | 35 | 361 | 12.0 |
| 2022-23^ | 23 | 17 | 618 | 79 | 181 | .436 | 28 | 97 | .289 | 21 | 25 | .840 | 46 | 112 | 158 | 6.9 | 48 | 2 | 35 | 11 | 9 | 39 | 207 | 9.0 |
| 2023-24 | 8 | 3 | 112 | 8 | 26 | .308 | 4 | 15 | .267 | 4 | 5 | .800 | 8 | 16 | 24 | 3.0 | 10 | 0 | 8 | 2 | 3 | 3 | 24 | 3.0 |
| TOTAL | 94 | 63 | 2506 | 339 | 852 | .398 | 128 | 428 | .299 | 118 | 148 | .797 | 146 | 374 | 520 | 5.5 | 189 | 4 | 130 | 127 | 28 | 108 | 924 | 9.8 |

* Games played at La Salle; ^ Games played at NC State

| | Date | Opponent | W/L | Min. | Field Goals | | | 3-PT | | | FT | FTA | Pct. | Rebounds | | | PF | A | TO | Blk | Stl | +/- | Pts. |
|-----------------|------|----------------|-----|------|-------------|-----|-------|------|-----|------|----|-----|------|----------|----|-----|----|---|----|-----|-----|-----|------|
| | | | | | FG | FGA | Pct. | FG | FGA | Pct. | | | | OR | DR | TOT | | | | | | | |
| LAST FIVE GAMES | 1/6 | North Carolina | L | 15 | 1 | 2 | .500 | 0 | 0 | .000 | 0 | 0 | .000 | 0 | 1 | 1 | 1 | 0 | 0 | 1 | 0 | -1 | 2 |
| | 1/10 | Virginia Tech | L | 14 | 3 | 3 | 1.000 | 0 | 0 | .000 | 0 | 0 | .000 | 0 | 1 | 1 | 2 | 1 | 2 | 0 | 1 | -5 | 6 |
| | 1/13 | Boston College | W | 19 | 5 | 6 | .833 | 0 | 0 | .000 | 1 | 3 | .333 | 1 | 2 | 3 | 2 | 1 | 1 | 0 | 1 | 10 | 11 |
| | 1/16 | Georgia Tech | L | 19 | 3 | 6 | .500 | 0 | 0 | .000 | 2 | 4 | .500 | 0 | 1 | 1 | 2 | 0 | 2 | 0 | 0 | -8 | 8 |
| | 1/20 | Florida State | W | 9 | 1 | 2 | .500 | 0 | 0 | .000 | 0 | 0 | .000 | 0 | 1 | 1 | 3 | 0 | 1 | 0 | 0 | -2 | 2 |

Notes

- Career high 19 points on a career best eight field goals vs. Queens (12/22/23).
- Career**
 - Appeared in 33 games last season, including one start against NC State (Dec. 30). He averaged 9.4 minutes per contest.
 - Averaged 3.2 points, 2.1 rebounds and 0.3 assists per game. He shot 59.7 percent from the floor and 33.3 percent from three.
 - Scored a career-high 10 points in a win at Virginia Tech (Jan. 4). Hit two huge 3-pointers and finished 4-for-5 from the floor in the victory. The two made threes were a season high.
 - Produced 10 games of 3 or more rebounds, including a career high eight at Boston College (Jan. 31).
 - He also had three offensive rebounds earlier in the year against Loyola Chicago (Dec. 10).
 - Steady contributor off the Tiger bench all season long, giving great minutes, scoring punches, rebounding and rim protection. He blocked 17 shots last season which was second on the team behind All-ACC center PJ Hall.
 - Finished a stretch of games 13-for-16 from the floor from Dec. 17 to Jan. 11.
 - The gap of games included his 4-for-5 against Virginia Tech and also a 3-for-3 game at Louisville (Jan. 11).
 - Godfrey is a 6-7, 225-pound forward from Suwanee, Ga. and is rated as a three-star prospects by 247Sports (#130) and Rivals (#135).
 - Godfrey averaged 16.0 points, 9.0 rebounds, 4.0 assists and 3.0 blocks per game last season. He is the rated the No. 5 player in the state of Georgia.
 - His father, Randall Godfrey, is an 11-year NFL veteran who played linebacker for the Dallas Cowboys, Tennessee Titans, Seattle Seahawks, San Diego Chargers and the Washington Football Team.
 - Godfrey chose Clemson over Ole Miss, Texas Tech, Georgia Tech, Utah and Georgia.



2023-24 SEASON HIGHS

| | | |
|---|----------|--------------------------------|
| 19 vs. Queens (12/22/23)..... | PTS..... | 19 vs. Queens (12/22/23) |
| 8 vs. Queens (12/22/23)..... | FG..... | 8 vs. Queens (12/22/23) |
| 1 vs. Winthrop (11/6/23)..... | 3FG..... | 2 at Virginia Tech (1/4/23) |
| 4 vs. UAB (11/10/23)..... | FT..... | 4 at Boston College (1/31/23) |
| 4, 2x, last vs. Radford (12/29/23)..... | OR..... | 4 vs. Boise State (11/19/23) |
| 7 vs. TCU (12/9/23)..... | DR..... | 7 vs. TCU (12/9/23) |
| 10 vs. TCU (12/9/23)..... | TOT..... | 10 vs. TCU (12/9/23) |
| 2 vs. TCU (12/9/23)..... | AST..... | 2, 2x, last vs. TCU (12/9/23) |
| 2 vs. South Carolina (12/6/23)..... | STL..... | 2 vs. South Carolina (12/6/23) |
| 4 vs. Boise State (11/19/23)..... | BLK..... | 4 vs. Boise State (11/19/23) |
| 26 vs. Davidson (11/12/23)..... | MIN..... | 26 vs. Davidson (11/12/23) |

CAREER HIGHS

| | | |
|---|----------|--------------------------------|
| 19 vs. Queens (12/22/23)..... | PTS..... | 19 vs. Queens (12/22/23) |
| 8 vs. Queens (12/22/23)..... | FG..... | 8 vs. Queens (12/22/23) |
| 1 vs. Winthrop (11/6/23)..... | 3FG..... | 2 at Virginia Tech (1/4/23) |
| 4 vs. UAB (11/10/23)..... | FT..... | 4 at Boston College (1/31/23) |
| 4, 2x, last vs. Radford (12/29/23)..... | OR..... | 4 vs. Boise State (11/19/23) |
| 7 vs. TCU (12/9/23)..... | DR..... | 7 vs. TCU (12/9/23) |
| 10 vs. TCU (12/9/23)..... | TOT..... | 10 vs. TCU (12/9/23) |
| 2 vs. TCU (12/9/23)..... | AST..... | 2, 2x, last vs. TCU (12/9/23) |
| 2 vs. South Carolina (12/6/23)..... | STL..... | 2 vs. South Carolina (12/6/23) |
| 4 vs. Boise State (11/19/23)..... | BLK..... | 4 vs. Boise State (11/19/23) |
| 26 vs. Davidson (11/12/23)..... | MIN..... | 26 vs. Davidson (11/12/23) |

Player Facts

Major: Parks, Recreation, Tourism Management
 Birthday: June 10, 2003
 Instagram: @randallgodfreyjr

Full bio, game-by-game stats, career stats and NIL opportunities available:

CLEMSONTIGERS.COM


Career Stats

| Year | GP | GS | Min. | FG | FGA | Pct. | FG | FGA | Pct. | FT | FTA | Pct. | OR | DR | TOT | Avg. | PF | DQ | A | TO | Blk | Stl | Pts. | Avg. |
|--------------|-----------|----------|------------|------------|------------|-------------|----------|-----------|-------------|-----------|-----------|-------------|-----------|-----------|------------|------------|-----------|----------|-----------|-----------|-----------|-----------|------------|------------|
| 2022-23 | 33 | 1 | 310 | 43 | 72 | .597 | 3 | 9 | .333 | 17 | 26 | .654 | 22 | 47 | 69 | 2.1 | 50 | 1 | 11 | 25 | 17 | 8 | 106 | 3.2 |
| 2023-24 | 18 | 0 | 298 | 57 | 90 | .633 | 1 | 2 | .500 | 13 | 27 | .481 | 17 | 45 | 62 | 3.4 | 41 | 1 | 15 | 23 | 13 | 9 | 128 | 7.1 |
| TOTAL | 51 | 1 | 608 | 100 | 162 | .617 | 4 | 11 | .364 | 30 | 53 | .566 | 39 | 92 | 131 | 2.6 | 91 | 2 | 26 | 48 | 30 | 17 | 234 | 4.6 |

| | Date | Opponent | W/L | Min. | Field Goals | | | 3-PT | | | FT | FTA | Pct. | Rebounds | | | PF | A | TO | Blk | Stl | +/- | Pts. |
|-----------------|------|----------------|-----|------|-------------|-----|------|------|-----|------|----|-----|-------|----------|----|-----|----|---|----|-----|-----|-----|------|
| | | | | | FG | FGA | Pct. | FG | FGA | Pct. | | | | OR | DR | TOT | | | | | | | |
| LAST FIVE GAMES | 1/6 | North Carolina | L | 32 | 1 | 10 | .100 | 0 | 4 | .000 | 3 | 4 | .750 | 0 | 3 | 3 | 3 | 2 | 0 | 0 | 0 | -15 | 5 |
| | 1/10 | Virginia Tech | L | 33 | 3 | 10 | .300 | 1 | 5 | .200 | 5 | 5 | 1.000 | 0 | 2 | 2 | 1 | 4 | 6 | 0 | 2 | -14 | 12 |
| | 1/13 | Boston College | W | 34 | 8 | 16 | .500 | 5 | 11 | .455 | 5 | 6 | .833 | 0 | 6 | 6 | 1 | 1 | 1 | 1 | 1 | 0 | 26 |
| | 1/16 | Georgia Tech | L | 43 | 2 | 9 | .222 | 2 | 5 | .400 | 5 | 5 | 1.000 | 0 | 2 | 2 | 1 | 2 | 1 | 0 | 0 | 1 | 11 |
| | 1/20 | Florida State | W | 33 | 2 | 7 | .286 | 2 | 6 | .333 | 4 | 4 | 1.000 | 0 | 7 | 7 | 2 | 4 | 5 | 0 | 2 | 5 | 10 |

Notes

- Girard netted a season-best 26 points in win over Boston College (1/13).
- Previous high was 25 points in a win at Pitt (12/3).
- Girard III scored a then-season-high 23 points on nine field goals, including three 3-pointers in a win over Boise State (11/19). Tallied four rebounds and three assists.
- Became just the 15th player since the 1992-93 season to accumulate 1,800+ points, 325+ 3-pointers and 475+ assists in a career. Girard is the lone ACC representative.
- Since appearing in his first game as a freshman at Syracuse, Girard III is one of just two players since 2019-20 to accumulate at least 1,800 points, 475 assists and 325 threes. He's joined by Antoine Davis (Detroit).
- Girard III netted a season-best 17 points in the Tigers win over Davidson (11/12) and he finished with six field goals, five from 3-point range. Added five assists.



2023-24 SEASON HIGHS

| | | |
|--|----------|-----------------------------------|
| 26 vs. Boston College (1/13/24)..... | PTS..... | 31 vs. Richmond (11/21/22) |
| 9 vs. Boise State (11/19/23)..... | FG..... | 12 vs. Richmond (11/21/22) |
| 6 at Pittsburgh (12/3/23)..... | 3FG..... | 7 at Miami (Fla.) (1/5/22) |
| 8 vs. TCU (12/9/23)..... | FT..... | 11 vs. NC State (1/31/21) |
| 1, 2x, last vs. Queens (12/22/23)..... | OR..... | 3 at Notre Dame (1/22/20) |
| 9 at Memphis (12/16/23)..... | DR..... | 9 at Memphis (12/16/23) |
| 9 at Memphis (12/16/23)..... | TOT..... | 9, 2x, last at Memphis (12/16/23) |
| 6 vs. Queens (12/22/23)..... | AST..... | 10 at NC State (2/2/22) |
| 2, 2x, last at Virginia Tech (1/10/24).... | STL..... | 6 vs. Northeastern (12/16/20) |
| 2 at Miami (Fla.) (1/3/24)..... | BLK..... | 2 at Miami (Fla.) (1/3/24) |
| 43 vs. Georgia Tech (1/16/24)..... | MIN..... | 45 at North Carolina (2/28/22) |

CAREER HIGHS

| | | |
|--|----------|-----------------------------------|
| 26 vs. Boston College (1/13/24)..... | PTS..... | 31 vs. Richmond (11/21/22) |
| 9 vs. Boise State (11/19/23)..... | FG..... | 12 vs. Richmond (11/21/22) |
| 6 at Pittsburgh (12/3/23)..... | 3FG..... | 7 at Miami (Fla.) (1/5/22) |
| 8 vs. TCU (12/9/23)..... | FT..... | 11 vs. NC State (1/31/21) |
| 1, 2x, last vs. Queens (12/22/23)..... | OR..... | 3 at Notre Dame (1/22/20) |
| 9 at Memphis (12/16/23)..... | DR..... | 9 at Memphis (12/16/23) |
| 9 at Memphis (12/16/23)..... | TOT..... | 9, 2x, last at Memphis (12/16/23) |
| 6 vs. Queens (12/22/23)..... | AST..... | 10 at NC State (2/2/22) |
| 2, 2x, last at Virginia Tech (1/10/24).... | STL..... | 6 vs. Northeastern (12/16/20) |
| 2 at Miami (Fla.) (1/3/24)..... | BLK..... | 2 at Miami (Fla.) (1/3/24) |
| 43 vs. Georgia Tech (1/16/24)..... | MIN..... | 45 at North Carolina (2/28/22) |

Player Facts

Major: Athletic Leadership
 Birthday: November 27, 2000
 Instagram: @jg3

Full bio, game-by-game stats, career stats and NIL opportunities available:

CLEMSONTIGERS.COM

Career Stats

| Year | GP | GS | Min. | FG | FGA | Pct. | FG | FGA | Pct. | FT | FTA | Pct. | OR | DR | TOT | Avg. | PF | DQ | A | TO | Blk | Stl | Pts. | Avg. |
|--------------|------------|------------|-------------|------------|-------------|-------------|------------|------------|-------------|------------|------------|-------------|-----------|------------|------------|------------|------------|----------|------------|------------|-----------|------------|-------------|-------------|
| 2019-20* | 32 | 30 | 1057 | 122 | 351 | .348 | 70 | 216 | .324 | 84 | 94 | .894 | 5 | 92 | 97 | 3.0 | 47 | 0 | 113 | 60 | 3 | 47 | 398 | 12.4 |
| 2020-21* | 28 | 28 | 776 | 92 | 259 | .355 | 50 | 150 | .333 | 39 | 50 | .780 | 6 | 75 | 81 | 2.9 | 34 | 0 | 99 | 59 | 2 | 39 | 273 | 9.8 |
| 2021-22* | 33 | 33 | 1126 | 142 | 362 | .392 | 89 | 221 | .403 | 82 | 93 | .882 | 11 | 81 | 92 | 2.8 | 42 | 0 | 138 | 92 | 1 | 53 | 455 | 13.8 |
| 2022-23* | 32 | 32 | 1109 | 177 | 439 | .403 | 88 | 231 | .381 | 84 | 98 | .857 | 6 | 84 | 90 | 2.8 | 31 | 0 | 95 | 78 | 0 | 26 | 526 | 16.4 |
| 2023-24 | 18 | 18 | 584 | 80 | 189 | .423 | 52 | 124 | .419 | 57 | 62 | .919 | 3 | 64 | 67 | 3.7 | 28 | 0 | 62 | 28 | 4 | 12 | 269 | 14.9 |
| TOTAL | 143 | 141 | 4648 | 613 | 1601 | .383 | 349 | 943 | .370 | 346 | 397 | .872 | 31 | 397 | 428 | 3.0 | 182 | 0 | 506 | 317 | 10 | 177 | 1921 | 13.4 |

* Games played at Syracuse


| LAST FIVE GAMES | 2022-23 Season | | | | | | | | | | | | | | | | | | | | | | | |
|-----------------------|----------------|--------------|-----|------|-------------|-----|------|----|-----|------|------|-----|-------|----------|----|-----|--------|---|----|-------|-----|-----|------|--|
| | Game | | | | Field Goals | | | | | | 3-PT | | | Rebounds | | | Points | | | Other | | | | |
| | Date | Opponent | W/L | Min. | FG | FGA | Pct. | FG | FGA | Pct. | FT | FTA | Pct. | OR | DR | TOT | PF | A | TO | Blk | Stl | +/- | Pts. | |
| | 11/6 | Winthrop | W | 21 | 3 | 4 | .750 | 3 | 4 | .750 | 0 | 0 | .000 | 0 | 0 | 0 | 1 | 3 | 1 | 1 | 0 | 19 | 9 | |
| | 11/10 | UAB | W | 18 | 0 | 3 | .000 | 0 | 3 | .000 | 0 | 0 | .000 | 0 | 2 | 2 | 1 | 1 | 0 | 0 | 1 | -5 | 0 | |
| | 11/12 | Davidson | W | 20 | 3 | 8 | .375 | 3 | 8 | .375 | 0 | 0 | .000 | 0 | 1 | 1 | 2 | 2 | 2 | 0 | 0 | 11 | 9 | |
| | 11/19 | Boise State | W | 10 | 1 | 3 | .333 | 1 | 2 | .500 | 2 | 2 | 1.000 | 0 | 0 | 0 | 0 | 1 | 1 | 0 | 1 | 6 | 5 | |
| | 11/24 | Alcorn State | W | 10 | 1 | 3 | .333 | 1 | 2 | .500 | 0 | 2 | .000 | 0 | 0 | 0 | 1 | 0 | 0 | 0 | 0 | -1 | 3 | |

Notes

- Announced his return for his fifth season on April 7, 2023.
- Sixth all-time in three-point shooting in Clemson history - 42.9 percent.

Career

- Battled plantar fasciitis in his foot most of the year, but appeared in 20 games and made 12 starts, averaging 24.0 minutes per contest.
- Averaged 6.9 points, 1.8 rebounds and 1.1 assists, while shooting 50.0 percent from the field and 47.1 percent from three.
- Produced five double-digit scoring games and six in which he made at least three 3-pointers.
- Scored a season-high 18 points against USC Upstate (Nov. 15).
- Finished 7-for-9 from the floor and 4-for-6 from three.
- Totalled three-straight games in double-figures from Nov. 29 to Dec. 7.
- Scored 15 points in an overtime win over Penn State (Nov. 29), hitting five field goals, including four threes.
- Netted 12 points in a comeback win over Wake Forest (Dec. 2) in the ACC opener and finished 4-for-6 from 3-point range.
- Scored 15 points in a victory over Towson (Dec. 7), finishing 4-for-6 from the field and 3-for-4 from three.
- He finished the stretch of games 11-for-16 from 3-point range to propel the Tigers to a 3-0 record in those contests.
- Hurt his foot in a win over Richmond (Dec. 17) and returned for the first time on Jan. 31, playing limited minutes in eight games the rest of the season.



2023-24 SEASON HIGHS

| | | |
|---------------------------------------|----------|---|
| 9 vs. Winthrop (11/6/23)..... | PTS..... | 18 vs. USC Upstate (11/15/22) |
| 3, 2x, last vs. Davidson (11/12)..... | FG..... | 7 vs. USC Upstate (11/15/22) |
| 3, 2x, last vs. Davidson (11/12)..... | 3FG..... | 5 at Wake Forest (2/24/21) |
| 2 vs. Boise State (11/19/23)..... | FT..... | 6 vs. Morehead State (12/21/20) |
| | OR..... | 1, 2x, last vs. Florida State (2/29/20) |
| 2 vs. UAB (11/10/23)..... | DR..... | 5 vs. California (11/26/22) |
| 2 vs. UAB (11/10/23)..... | TOT..... | 6 vs. California (11/26/22) |
| 3 vs. Winthrop (11/6/23)..... | AST..... | 3, 3x, last vs. Winthrop (11/6/23) |
| 1 vs. UAB (11/10/23)..... | STL..... | 2, 3x, last at Boston College (1/31/23) |
| 1 vs. Winthrop (11/6/23)..... | BLK..... | 1, 5x, last vs. Winthrop (11/6/23) |
| 21 vs. Winthrop (11/6/23)..... | MIN..... | 41 vs. Penn State (11/29/22) |

CAREER HIGHS

Player Facts

Major: Athletic Leadership
Birthday: June 17, 2001
Instagram: @alexhemenway

Full bio, game-by-game stats, career stats and NIL opportunities available:

CLEMSONTIGERS.COM

Career Stats

| Year | GP | GS | Min. | FG | FGA | Pct. | FG | FGA | Pct. | FT | FTA | Pct. | OR | DR | TOT | Avg. | PF | DQ | A | TO | Blk | Stl | Pts. | Avg. |
|---------|----|----|------|-----|-----|------|-----|-----|------|----|-----|-------|----|-----|-----|------|-----|----|----|----|-----|-----|------|------|
| 2019-20 | 15 | 0 | 183 | 25 | 50 | .500 | 20 | 42 | .476 | 2 | 2 | 1.000 | 3 | 10 | 13 | 0.9 | 12 | 0 | 6 | 6 | 0 | 0 | 72 | 4.8 |
| 2020-21 | 24 | 11 | 376 | 36 | 86 | .419 | 24 | 62 | .387 | 16 | 18 | .889 | 0 | 31 | 31 | 1.3 | 33 | 0 | 14 | 19 | 2 | 9 | 112 | 4.7 |
| 2021-22 | 31 | 2 | 454 | 50 | 121 | .413 | 39 | 96 | .406 | 22 | 31 | .710 | 6 | 35 | 41 | 1.3 | 40 | 0 | 10 | 10 | 0 | 7 | 161 | 5.2 |
| 2022-23 | 20 | 12 | 480 | 46 | 92 | .500 | 33 | 70 | .471 | 12 | 16 | .750 | 3 | 32 | 35 | 1.8 | 32 | 0 | 21 | 13 | 2 | 9 | 137 | 6.9 |
| 2023-24 | 5 | 0 | 78 | 8 | 21 | .381 | 8 | 19 | .421 | 2 | 4 | .500 | 0 | 3 | 3 | 0.6 | 5 | 0 | 7 | 4 | 1 | 2 | 26 | 5.2 |
| TOTAL | 95 | 25 | 1571 | 165 | 370 | .446 | 124 | 289 | .429 | 54 | 171 | .761 | 12 | 111 | 123 | 1.3 | 122 | 0 | 58 | 52 | 5 | 27 | 508 | 5.3 |

| LAST FIVE GAMES | | | | | | | | | | | | | | | | | | | | | | | |
|-----------------------|-------|--------------|-----|------|-------------|-----|------|------|-----|------|----------|-----|------|----|----|-----|----|---|----|-----|-----|-----|------|
| | | | | | Field Goals | | | 3-PT | | | Rebounds | | | | | | | | | | | | |
| | Date | Opponent | W/L | Min. | FG | FGA | Pct. | FG | FGA | Pct. | FT | FTA | Pct. | OR | DR | TOT | PF | A | TO | Blk | Stl | +/- | Pts. |
| | 11/24 | Alcorn State | W | 1 | 0 | 1 | .000 | 0 | 1 | .000 | 0 | 0 | .000 | 0 | 0 | 0 | 0 | 0 | 0 | 0 | 0 | 0 | |
| | 12/22 | Queens | W | 2 | 1 | 2 | .500 | 0 | 1 | .000 | 0 | 0 | .000 | 1 | 1 | 2 | 0 | 0 | 0 | 0 | 0 | -5 | 2 |
| | 12/29 | Radford | W | 2 | 0 | 1 | .000 | 0 | 1 | .000 | 0 | 0 | .000 | 0 | 0 | 0 | 0 | 0 | 1 | 0 | 0 | -6 | 0 |

Notes

- First season on the active roster after serving two years as a team manager. Heavy contributor on scout team.
- Attended nearby Daniel High School and served as a team captain. Led team to a 23-6 record – an all-time best for Daniel.
- Selected to play in All Star Tri-County Tip Off Classic
- Mountain Lakes First Team Selection
- All-Region runner-up
- All-Academic team for four years
- Highest 3-point percentage for Daniel High School
- Played AAU for Carolina Pressure



2023-24 SEASON HIGHS

| | | |
|--|----------|------------------------------------|
| 2 vs. Queens (12/22/23)..... | PTS..... | 2 vs. Queens (12/22/23) |
| 1 vs. Queens (12/22/23)..... | FG..... | 1 vs. Queens (12/22/23) |
| | 3FG..... | |
| | FT..... | |
| 1 vs. Queens (12/22/23)..... | OR..... | 1 vs. Queens (12/22/23) |
| 1 vs. Queens (12/22/23)..... | DR..... | 1 vs. Queens (12/22/23) |
| 2 vs. Queens (12/22/23)..... | TOT..... | 2 vs. Queens (12/22/23) |
| | AST..... | |
| | STL..... | |
| | BLK..... | |
| 2, 2x, last vs. vs. Radford (12/29/23).... | MIN..... | 2, 2x, last vs. Radford (12/29/23) |

CAREER HIGHS

Player Facts

Major: Management
Birthday: March 1, 2002
Instagram: @a.latiff11

Full bio, game-by-game stats, career stats and NIL opportunities available:

CLEMSONTIGERS.COM

Career Stats

| Year | GP | GS | Min. | FG | FGA | Pct. | FG | FGA | Pct. | FT | FTA | Pct. | OR | DR | TOT | Avg. | PF | DQ | A | TO | Blk | Stl | Pts. | Avg. |
|---------|----|----|------|----|-----|------|----|-----|------|----|-----|------|----|----|-----|------|----|----|---|----|-----|-----|------|------|
| 2023-24 | 3 | 0 | 6 | 1 | 4 | .250 | 0 | 3 | .000 | 0 | 0 | .000 | 1 | 1 | 2 | 0.7 | 0 | 0 | 0 | 1 | 0 | 0 | 2 | 0.7 |
| TOTAL | 3 | 0 | 6 | 1 | 4 | .250 | 0 | 3 | .000 | 0 | 0 | .000 | 1 | 1 | 2 | 0.7 | 0 | 0 | 0 | 1 | 0 | 0 | 2 | 0.7 |

| LAST FIVE GAMES | Date | Opponent | W/L | Min. | Field Goals | | | 3-PT | | | FT | FTA | Pct. | Rebounds | | | PF | A | TO | Blk | Stl | +/- | Pts. |
|-----------------|------|----------|-----|------|-------------|-----|------|------|-----|------|----|-----|------|----------|----|-----|----|---|----|-----|-----|-----|------|
| | | | | | FG | FGA | Pct. | FG | FGA | Pct. | | | | OR | DR | TOT | | | | | | | |
| | | | | | | | | | | | | | | | | | | | | | | | |

- Notes
- Redshirting the 2023-24 season.
 - Thomas is a 6-7, 185-pound guard from Lake Forest, Ill. and is rated a three-star prospect, according to 247Sports and Rivals.
 - Thomas led the Illinois Wolves (AAU) in scoring this past summer on the UAA circuit averaging 15.1 points per game, while shooting 45.0 percent from the field and 38.0 percent from three. He was recognized by Synergy Sports as being the most offensively efficient player on the UAA 17U circuit this past summer. Thomas averaged a circuit-best 1.07 points per possession.
 - At Lake Forest High School, Thomas averaged 17.1 points and 6.3 rebounds per game, while shooting 40.3 percent from three and 85.2 percent from the foul line. He made a school-record 98 three-point field goals and scored 1,130 career points.
 - Thomas was ranked as the eighth-best player in the 2023 class from the state of Illinois.
 - Thomas chose Clemson over Illinois, Iowa, Wisconsin, Virginia Tech, Marquette and DePaul.
- IBCA First Team All-State
 - Chicago Sun Times First Team All-State
 - North Suburban Conference Player of the Year
 - Chicago Sun Times First Team All-Area
 - Under Armour Association – No. 1 in Scoring Efficiency



| 2023-24 SEASON HIGHS | CAREER HIGHS |
|----------------------|--------------|
| PTS..... | PTS..... |
| FG..... | FG..... |
| 3FG..... | 3FG..... |
| FT..... | FT..... |
| OR..... | OR..... |
| DR..... | DR..... |
| TOT..... | TOT..... |
| AST..... | AST..... |
| STL..... | STL..... |
| BLK..... | BLK..... |
| MIN..... | MIN..... |

| Player Facts |
|-----------------------------|
| Major: Sports Communication |
| Birthday: February 16, 2005 |
| Instagram: @_asathomas_ |

Full bio, game-by-game stats, career stats and NIL opportunities available:

CLEMSONTIGERS.COM

| Career Stats | | | | Field Goals | | | 3-PT | | | Rebounds | | | | | | | | | | | | | | |
|--------------|----|----|------|-------------|-----|------|------|-----|------|----------|-----|------|----|----|-----|------|----|----|---|----|-----|-----|------|------|
| Year | GP | GS | Min. | FG | FGA | Pct. | FG | FGA | Pct. | FT | FTA | Pct. | OR | DR | TOT | Avg. | PF | DQ | A | TO | Blk | Stl | Pts. | Avg. |
| 2023-24 | | | | | | | | | | | | | | | | | | | | | | | | |
| TOTAL | | | | | | | | | | | | | | | | | | | | | | | | |

| LAST FIVE GAMES | Date | Opponent | W/L | Min. | Field Goals | | | 3-PT | | | FT | FTA | Pct. | Rebounds | | | PF | A | TO | Blk | Stl | +/- | Pts. |
|-----------------|-------|--------------|-----|------|-------------|-----|------|------|-----|------|----|-----|------|----------|----|-----|----|---|----|-----|-----|-----|------|
| | | | | | FG | FGA | Pct. | FG | FGA | Pct. | | | | OR | DR | TOT | | | | | | | |
| | 11/24 | Alcorn State | W | 1 | 0 | 0 | .000 | 0 | 0 | .000 | 0 | 0 | .000 | 0 | 0 | 0 | 0 | 0 | 0 | 0 | 0 | 0 | 0 |
| | 12/22 | Queens | W | 2 | 0 | 1 | .000 | 0 | 0 | .000 | 0 | 0 | .000 | 0 | 0 | 0 | 0 | 0 | 0 | 0 | 1 | -5 | 0 |
| | 12/29 | Radford | W | 3 | 0 | 0 | .000 | 0 | 0 | .000 | 0 | 0 | .000 | 0 | 0 | 0 | 0 | 0 | 0 | 0 | 0 | -1 | 0 |

- Career
- Appeared in six games last season and totaled seven minutes last season.
 - Scored first career points at North Carolina (Feb. 11).
 - Finished the season 2-for-2 from the field, scoring in two games, including a win over Florida State (Feb. 15).
 - Attended Porter-Gaud High School and lettered in both football and basketball.



| 2023-24 SEASON HIGHS | CAREER HIGHS |
|-------------------------------|---|
| PTS..... | PTS.....2, 2x, last vs. Florida State (2/15/23) |
| FG..... | FG.....1, 2x, last vs. Florida State (2/15/23) |
| 3FG..... | 3FG..... |
| FT..... | FT..... |
| OR..... | OR..... |
| DR..... | DR.....1 vs. Richmond (12/17/22) |
| TOT..... | TOT.....1 vs. Richmond (12/17/22) |
| AST..... | AST.....1 vs. Richmond (12/17/22) |
| 1 vs. Queens (12/22/23)..... | STL.....1, 2x, last vs. Queens (12/22/23) |
| BLK..... | BLK..... |
| 3 vs. Radford (12/29/23)..... | MIN.....3 vs. Radford (12/29/23) |

| Player Facts |
|--|
| Major: Parks, Recreation, Tourism Management |
| Birthday: August 1, 2002 |
| Instagram: @matt.kelly1 |

Full bio, game-by-game stats, career stats and NIL opportunities available:

CLEMSONTIGERS.COM

| Career Stats | | | | Field Goals | | | 3-PT | | | Rebounds | | | | | | | | | | | | | | |
|--------------|----|----|------|-------------|-----|-------|------|-----|------|----------|-----|------|----|----|-----|------|----|----|---|----|-----|-----|------|------|
| Year | GP | GS | Min. | FG | FGA | Pct. | FG | FGA | Pct. | FT | FTA | Pct. | OR | DR | TOT | Avg. | PF | DQ | A | TO | Blk | Stl | Pts. | Avg. |
| 2022-23 | 6 | 0 | 7 | 2 | 2 | 1.000 | 0 | 0 | .000 | 0 | 0 | .000 | 0 | 1 | 1 | 0.2 | 0 | 0 | 1 | 0 | 0 | 1 | 4 | 0.7 |
| 2023-24 | 3 | 0 | 7 | 0 | 1 | .000 | 0 | 0 | .000 | 0 | 0 | .000 | 0 | 0 | 0 | 0.0 | 0 | 0 | 0 | 0 | 0 | 1 | 0 | 0.0 |
| TOTAL | 9 | 0 | 14 | 2 | 3 | .667 | 0 | 0 | .000 | 0 | 0 | .000 | 0 | 1 | 1 | 0.1 | 0 | 0 | 1 | 0 | 0 | 2 | 4 | 0.4 |


| LAST FIVE GAMES | Date | Opponent | W/L | Min. | Field Goals | | | 3-PT | | | FT | FTA | Pct. | OR | DR | TOT | PF | A | TO | Blk | Stl | +/- | Pts. |
|-----------------|------|----------------|-----|------|-------------|---|------|------|---|-------|----|-----|-------|----|----|-----|----|---|----|-----|-----|-----|------|
| | 1/6 | North Carolina | L | 24 | 2 | 7 | .286 | 1 | 4 | .250 | 0 | 0 | .000 | 0 | 1 | 1 | 1 | 0 | 0 | 0 | 0 | -9 | 5 |
| | 1/10 | Virginia Tech | L | 22 | 5 | 7 | .714 | 2 | 4 | .500 | 0 | 0 | .000 | 1 | 2 | 3 | 0 | 0 | 1 | 0 | 0 | -9 | 12 |
| | 1/13 | Boston College | W | 21 | 2 | 5 | .400 | 0 | 2 | .000 | 3 | 3 | 1.000 | 1 | 2 | 3 | 1 | 1 | 0 | 1 | 0 | 7 | 7 |
| | 1/16 | Georgia Tech | L | 15 | 0 | 1 | .000 | 0 | 1 | .000 | 0 | 0 | .000 | 1 | 3 | 4 | 0 | 0 | 1 | 0 | 0 | 0 | 0 |
| | 1/20 | Florida State | W | 22 | 2 | 4 | .500 | 2 | 2 | 1.000 | 0 | 0 | .000 | 0 | 3 | 3 | 0 | 1 | 2 | 0 | 0 | 5 | 6 |

Notes

- New career high of 19 points at Memphis (12/16). Finished 8-for-12 from the floor (new career best) and 3-for-6 from three (tied career best).

Career

- Appeared in 27 games last season, all off of the Tiger bench. He averaged 8.9 minutes per game.
- Averaged 2.4 points, 0.9 rebounds and 0.4 assists per game last season, including two double-digit scoring games.
- Totaled three blocks and four steals.
- Finished the season shooting 44.4 percent from the floor, 40.0 percent from three and 66.7 percent at the foul line.
- Scored in double-figures twice in a three game stretch, including a career-high 12 points in a win over Georgia Tech (Jan. 24).
- He finished 5-for-7 from the floor and 2-for-3 from three.
- The 12 points and five made field goals were both season highs.
- Netted 10 points at Wake Forest (Jan. 17) and made a season high three 3-pointers. Also collected a season high four rebounds in the loss to Wake.
- Wiggins is a 6-9, 205-pound forward from Covington, Ga. and is rated a three-star prospect, according to 247Sports and Rivals.
- Wiggins averaged 12.1 points, 6.6 rebounds, 2.3 assists, 1.2 steals and 1.8 blocks per game last season for Grayson. He was high school teammates with current Tiger Ian Schieffelin (Loganville, Ga./Grayson).
- Wiggins is ranked as the fourth-best player in the 2022 class from the state of Georgia and is a Top 150 player according to 247Sports.
- Wiggins chose Clemson over NC State, Georgia, South Florida and Maryland.



2023-24 SEASON HIGHS
CAREER HIGHS

19 at Memphis (12/16/23)..... PTS.....19 at Memphis (12/16/23)
8 at Memphis (12/16/23)..... FG.....8 at Memphis (12/16/23)
4 at Miami (Fla.) (1/3/24).....3FG.....4 at Miami (Fla.) (1/3/24)
3 vs. Boston College (1/13/24)..... FT 3 vs. Boston College (1/13/24)
2, 2x, last vs. Radford (12/29/23).....OR.....2 at Memphis (12/16/23)
5, 3x, last vs. Queens (12/22/23)DR..... 5, 3x, last vs. Queens (12/22/23)
7 at Memphis (12/16/23).....TOT7 at Memphis (12/16/23)
3 at Miami (Fla.) (1/3/24).....AST.....3, 2x,last at Miami (Fla.) (1/3/24)
1 vs. Queens (12/22/23) STL 2 vs. Virginia Tech (1/21/23)
1, 4x, last vs. Boston College (1/13/24) BLK..... 1, 6x, last vs. Boston College (1/13/24)
34 at Memphis (12/16/23).....MIN.....34 at Memphis (12/16/23)

Player Facts

Major: Parks, Recreation, Tourism Management
Birthday: February 7, 2004
Instagram: @chauncey.30

Full bio, game-by-game stats, career stats and NIL opportunities available:

CLEMSONTIGERS.COM

| Career Stats | | | Field Goals | | | 3-PT | | | Rebounds | | | | | | | | | | | | | | | |
|--------------|----|----|-------------|----|-----|------|----|-----|----------|----|-----|------|----|----|-----|------|----|----|----|----|-----|-----|------|------|
| Year | GP | GS | Min. | FG | FGA | Pct. | FG | FGA | Pct. | FT | FTA | Pct. | OR | DR | TOT | Avg. | PF | DQ | A | TO | Blk | Stl | Pts. | Avg. |
| 2022-23 | 27 | 0 | 241 | 24 | 54 | .444 | 14 | 35 | .400 | 2 | 3 | .667 | 2 | 22 | 24 | 0.9 | 13 | 0 | 10 | 6 | 3 | 4 | 64 | 2.4 |
| 2023-24 | 18 | 14 | 371 | 51 | 106 | .481 | 21 | 55 | .382 | 12 | 15 | .800 | 11 | 40 | 51 | 2.8 | 19 | 0 | 16 | 18 | 4 | 1 | 135 | 7.5 |
| TOTAL | 45 | 14 | 613 | 75 | 160 | .469 | 35 | 90 | .389 | 14 | 18 | .778 | 13 | 62 | 75 | 1.7 | 32 | 0 | 26 | 24 | 7 | 5 | 199 | 4.4 |

| LAST FIVE GAMES | Date | Opponent | W/L | Min. | Field Goals | | | 3-PT | | | FT | FTA | Pct. | OR | DR | TOT | PF | A | TO | Blk | Stl | +/- | Pts. |
|-----------------|------|----------------|-----|------|-------------|----|------|------|---|------|----|-----|-------|----|----|-----|----|---|----|-----|-----|-----|------|
| | 1/6 | North Carolina | L | 25 | 4 | 13 | .308 | 0 | 5 | .000 | 2 | 4 | .500 | 3 | 2 | 5 | 5 | 1 | 1 | 1 | 1 | -1 | 10 |
| | 1/10 | Virginia Tech | L | 30 | 4 | 13 | .308 | 3 | 8 | .375 | 0 | 0 | .000 | 1 | 3 | 4 | 3 | 0 | 1 | 1 | 0 | -11 | 11 |
| | 1/13 | Boston College | W | 32 | 10 | 18 | .556 | 0 | 2 | .000 | 6 | 6 | 1.000 | 2 | 9 | 11 | 0 | 0 | 1 | 2 | 1 | 6 | 26 |
| | 1/16 | Georgia Tech | L | 41 | 11 | 23 | .478 | 1 | 5 | .200 | 8 | 10 | .800 | 9 | 8 | 17 | 2 | 1 | 1 | 3 | 3 | 1 | 31 |
| | 1/20 | Florida State | W | 27 | 5 | 13 | .385 | 0 | 3 | .000 | 3 | 4 | .750 | 1 | 5 | 6 | 3 | 1 | 0 | 1 | 0 | 10 | 13 |

Notes

- Career high 31 points and 17 rebounds in loss to Georgia Tech (1/16).
- First player to score more points than minutes played since Gabe DeVoe (3-3-15). Hall scored 27 points in 19 minutes.
- Fourth double-double of the season vs. Georgia Tech (31p, 17r). 11th of career.
- Totaled 21 points and eight rebounds in 21 minutes in 85-77 win over Alabama.
- 24 20-point games in his career and 28th-straight double-digit scoring game.
- Added 17 points and seven rebounds in a win over Davidson (11/12) to claim the Asheville Championship. He was named Tournament MVP in the process. Totaled a then-season-high 27 points and nine rebounds in a win over UAB (11/10).
- He opened the season with consecutive 20-point games, 20 against Winthrop and 27 against UAB. Hall is the first Clemson player to open the season with consecutive 20-point games since Will Solomon opened the 1999-00 season with consecutive 20-point games against East Tennessee State (21) and Wofford (28).

Career

- Averaged 17.6 points in ACC play last season and was the second leading returning scorer in the ACC this coming season in 2023-24. He was second to new teammate Joseph Girard III.
- Despite being on a minutes restriction for the first two months of the season, he produced 27 double-digit scoring games, 10 20-point games and four double-doubles en route to an All-ACC Third Team season.
- Produced double-doubles in wins at Georgia Tech (25/10), at Pittsburgh (12/10), at Florida State (17/10) and in a loss to Virginia (13/10) in the ACC Tournament semifinals.
- Totaled 26 points and four rebounds in a home victory over Duke (Jan. 14).
- Scored a season-high 28 points to along with eight rebounds at Louisville (Feb. 18).



2023-24 SEASON HIGHS
CAREER HIGHS

31 vs. Georgia Tech (1/16/24)..... PTS.....31 vs. Georgia Tech (1/16/24)
11, 4x, last vs. Georgia Tech (1/16/24) ..FG..... 12, 2x, last at Louisville (2/18/23)
3, 2x, last at Pittsburgh (12/3/23)3FG..... 4 at Florida State (2/15/22)
8 vs. Georgia Tech (1/16/24)TOT 12 at Florida State (2/15/22)
9 vs. Georgia Tech (1/16/24)OR.....9 vs. Georgia Tech (1/16/24)
10 at Pittsburgh (12/3/23)DR..... 10 at Pittsburgh (12/3/23)
17 vs. Georgia Tech (1/16/24) FT17 vs. Georgia Tech (1/16/24)
4, 2x, last vs. Alcorn State (11/24/23) ..AST..... 4, 4x, last vs. Alcorn State (11/24/23)
3, 2x, last vs. Georgia Tech (1/16/24) ... STL3, 4x, last vs. Georgia Tech (1/16/24)
4, 3x, last vs. Queens (12/22/23) BLK..... 5 vs. Morehead State (3/15/23)
41 vs. Georgia Tech (1/16/24)MIN.....41 vs. Georgia Tech (1/16/24)

Player Facts

Major: Sports Communication
Birthday: February 21, 2002
Instagram: @pjhall_24

Full bio, game-by-game stats, career stats and NIL opportunities available:

CLEMSONTIGERS.COM

| Career Stats | | | Field Goals | | | 3-PT | | | Rebounds | | | | | | | | | | | | | | | |
|--------------|-----|----|-------------|-----|------|------|----|-----|----------|-----|-----|------|-----|-----|-----|------|-----|----|-----|-----|-----|-----|------|------|
| Year | GP | GS | Min. | FG | FGA | Pct. | FG | FGA | Pct. | FT | FTA | Pct. | OR | DR | TOT | Avg. | PF | DQ | A | TO | Blk | Stl | Pts. | Avg. |
| 2020-21 | 21 | 0 | 208 | 30 | 61 | .492 | 2 | 15 | .133 | 12 | 16 | .750 | 14 | 28 | 42 | 2.0 | 28 | 0 | 2 | 9 | 5 | 4 | 74 | 3.5 |
| 2021-22 | 30 | 29 | 823 | 179 | 363 | .493 | 24 | 78 | .308 | 82 | 105 | .781 | 52 | 122 | 174 | 5.8 | 76 | 1 | 48 | 54 | 38 | 16 | 464 | 15.5 |
| 2022-23 | 33 | 27 | 811 | 192 | 359 | .535 | 33 | 83 | .398 | 88 | 112 | .786 | 52 | 135 | 187 | 5.7 | 75 | 0 | 33 | 57 | 37 | 22 | 505 | 15.3 |
| 2023-24 | 18 | 18 | 515 | 133 | 256 | .520 | 26 | 81 | .321 | 62 | 78 | .795 | 39 | 88 | 127 | 7.1 | 52 | 3 | 30 | 27 | 37 | 19 | 354 | 19.7 |
| TOTAL | 102 | 74 | 2357 | 534 | 1039 | .514 | 85 | 257 | .331 | 244 | 311 | .785 | 157 | 373 | 530 | 5.2 | 231 | 4 | 113 | 147 | 117 | 61 | 1397 | 13.7 |

LAST
FIVE
GAMES

| Date | Opponent | W/L | Min. | Field Goals | | | 3-PT | | | FT | FTA | Pct. | OR | Rebounds | | | PF | A | TO | Blk | Stl | +/- | Pts. |
|-------|--------------|------|------|-------------|------|------|------|------|------|-----|-----|------|----|----------|---|---|----|---|----|-----|-----|-----|------|
| FG | FGA | Pct. | FG | FGA | Pct. | FT | FTA | Pct. | DR | TOT | | | | | | | | | | | | | |
| 11/24 | Alcorn State | W | 1 | 0 | 0 | .000 | 0 | 0 | .000 | 0 | 0 | .000 | 0 | 1 | 1 | 0 | 0 | 0 | 0 | 0 | 0 | 0 | 0 |
| 12/22 | Queens | W | 4 | 0 | 1 | .000 | 0 | 1 | .000 | 0 | 0 | .000 | 0 | 1 | 1 | 0 | 0 | 0 | 0 | 0 | 0 | -2 | 0 |
| 12/29 | Radford | W | 2 | 0 | 0 | .000 | 0 | 0 | .000 | 0 | 0 | .000 | 0 | 1 | 1 | 1 | 0 | 0 | 0 | 0 | 0 | -6 | 0 |

Career

- Appeared in seven games and played 10 minutes last season.
- Scored first career basket in a win over Richmond (Dec. 17). He was assisted by his brother Jack Nauseef on the play.
- Totaled his second basket of the season in home win over Notre Dame (March 4).
- Collected four rebounds in four separate games.
- Tallied first career assist in a win over Georgia Tech (Jan. 24). First career block was against Loyola Maryland (Nov. 21) and first career steal was against Notre Dame.
- Appeared in two games in 2021-22.
- Grabbed first career rebound at Notre Dame (Jan. 12).



2023-24 SEASON HIGHS

| | | CAREER HIGHS |
|----------|-------------------------------------|--------------|
| PTS..... | 2, 2x, last vs. Notre Dame (3/4/23) | |
| FG..... | 1, 2x, last vs. Notre Dame (3/4/23) | |
| 3FG..... | | |
| FT..... | | |
| OR..... | 1, 2x, last vs. Notre Dame (3/4/23) | |
| DR..... | 1, 4x, last vs. Queens (12/22/23) | |
| TOT..... | 1, 6x, last vs. Queens (12/22/23) | |
| AST..... | 1 at Georgia Tech (12/21/22) | |
| STL..... | 1 vs. Notre Dame (3/4/23) | |
| BLK..... | 1 vs. Loyola Maryland (11/21/22) | |
| MIN..... | 4 vs. Queens (12/22/23) | |

Player Facts

Major: Microbiology
 Birthday: September 29, 2002
 Instagram: @dnauseef

Full bio, game-by-game stats, career stats and NIL opportunities available:

CLEMSONTIGERS.COM

Career Stats

| Career Stats | | | | Field Goals | | | 3-PT | | | Rebounds | | | | | | | | | | | | | | |
|--------------|----|----|------|-------------|-----|------|------|-----|------|----------|-----|------|----|----|-----|------|----|----|---|----|-----|-----|------|------|
| Year | GP | GS | Min. | FG | FGA | Pct. | FG | FGA | Pct. | FT | FTA | Pct. | OR | DR | TOT | Avg. | PF | DQ | A | TO | Blk | Stl | Pts. | Avg. |
| 2021-22 | 2 | 0 | 2 | 0 | 0 | .000 | 0 | 0 | .000 | 0 | 0 | .000 | 1 | 0 | 1 | 0.5 | 0 | 0 | 0 | 0 | 0 | 0 | 0 | 0.0 |
| 2022-23 | 7 | 0 | 8 | 2 | 3 | .667 | 0 | 0 | .000 | 0 | 0 | .000 | 1 | 3 | 4 | 0.6 | 2 | 0 | 1 | 1 | 1 | 1 | 4 | 0.6 |
| 2023-24 | 3 | 0 | 7 | 0 | 1 | .000 | 0 | 1 | .000 | 0 | 0 | .000 | 0 | 3 | 3 | 1.0 | 1 | 0 | 0 | 0 | 0 | 0 | 0 | 0.0 |
| TOTAL | 12 | 0 | 17 | 2 | 4 | .500 | 0 | 1 | .000 | 0 | 0 | .000 | 2 | 6 | 8 | 0.7 | 3 | 0 | 1 | 1 | 1 | 1 | 4 | 0.3 |

LAST
FIVE
GAMES

| Date | Opponent | W/L | Min. | Field Goals | | | 3-PT | | | FT | FTA | Pct. | OR | Rebounds | | | PF | A | TO | Blk | Stl | +/- | Pts. |
|------|----------------|------|------|-------------|------|-------|------|------|------|-----|-----|------|----|----------|---|---|----|---|----|-----|-----|-----|------|
| FG | FGA | Pct. | FG | FGA | Pct. | FT | FTA | Pct. | DR | TOT | | | | | | | | | | | | | |
| 1/6 | North Carolina | L | 5 | 0 | 1 | .000 | 0 | 1 | .000 | 0 | 0 | .000 | 0 | 2 | 2 | 0 | 0 | 0 | 0 | 1 | 0 | -9 | 0 |
| 1/10 | Virginia Tech | L | 4 | 0 | 0 | .000 | 0 | 0 | .000 | 0 | 0 | .000 | 0 | 0 | 0 | 3 | 0 | 0 | 0 | 1 | 0 | -1 | 0 |
| 1/13 | Boston College | W | 2 | 0 | 0 | .000 | 0 | 0 | .000 | 0 | 0 | .000 | 0 | 0 | 0 | 0 | 0 | 0 | 1 | 0 | 0 | 0 | 0 |
| 1/16 | Georgia Tech | L | 1 | 0 | 0 | .000 | 0 | 0 | .000 | 0 | 0 | .000 | 0 | 0 | 0 | 0 | 0 | 0 | 0 | 0 | 0 | 0 | 0 |
| 1/20 | Florida State | W | 2 | 1 | 1 | 1.000 | 0 | 0 | .000 | 0 | 0 | .000 | 0 | 0 | 0 | 1 | 0 | 0 | 0 | 0 | 0 | 0 | 2 |

Career

- Played in all 32 games with 30 starts last season.
- Finished the season with 244 points after averaging 7.6 points per game.
- Posted 139 rebounds on the season and averaged 3.4 per game.
- Finished out the season with 35 total assists.
- Totaled 13 double-figure scoring games.
- Notched a season-high of 16 points against Chattanooga on Feb. 18.
- Recorded a season-high of 10 rebounds against Marshall on Dec. 13.



2023-24 SEASON HIGHS

| | | CAREER HIGHS |
|----------|--|--------------|
| PTS..... | 23 at Chattanooga (2/17/22) | |
| FG..... | 10 vs. The Citadel (2/10/22) | |
| 3FG..... | 3 vs. The Citadel (2/5/20) | |
| FT..... | 12 vs. Elon (11/30/21) | |
| OR..... | 7 vs. UMass (11/19/21) | |
| DR..... | 6, 3x, last at Western Carolina (2/7/22) | |
| TOT..... | 10, 4x, last vs. Marshall (12/13/22) | |
| AST..... | 3, 6x, last at Chattanooga (2/18/23) | |
| STL..... | 7 vs. Coppin State (11/15/21) | |
| BLK..... | 3 at Furman (2/5/22) | |
| MIN..... | 34 vs. VMI (2/2/22) | |

Player Facts

Major: Athletic Leadership
 Birthday: April 4, 2001
 Instagram: @basleyte

Full bio, game-by-game stats, career stats and NIL opportunities available:

CLEMSONTIGERS.COM

Career Stats

| Year | GP | GS | Min. | Field Goals | | | 3-PT | | | FT | FTA | Pct. | OR | Rebounds | | | PF | DQ | A | TO | Blk | Stl | Pts. | Avg. |
|--------------|------------|-----------|-------------|-------------|------------|-------------|-----------|-----------|-------------|------------|------------|-------------|------------|------------|------------|------------|------------|----------|-----------|-----------|-----------|-----------|------------|------------|
| | | | | FG | FGA | Pct. | FG | FGA | Pct. | | | | | DR | TOT | Avg. | | | | | | | | |
| 2019-20* | 29 | 0 | 243 | 22 | 49 | .449 | 8 | 21 | .381 | 11 | 19 | .579 | 18 | 21 | 39 | 1.3 | 22 | 0 | 5 | 4 | 3 | 8 | 63 | 2.2 |
| 2020-21* | 29 | 0 | 227 | 15 | 31 | .484 | 1 | 11 | .091 | 6 | 13 | .462 | 20 | 30 | 50 | 1.7 | 28 | 0 | 11 | 6 | 7 | 2 | 37 | 1.3 |
| 2021-22* | 31 | 19 | 753 | 108 | 202 | .535 | 2 | 18 | .111 | 78 | 107 | .729 | 82 | 103 | 185 | 6.0 | 55 | 1 | 27 | 39 | 13 | 19 | 296 | 9.5 |
| 2022-23* | 32 | 30 | 756 | 97 | 200 | .485 | 3 | 25 | .120 | 47 | 72 | .653 | 65 | 74 | 139 | 4.3 | 65 | 0 | 35 | 29 | 16 | 18 | 244 | 7.6 |
| 2023-24 | 18 | 0 | 82 | 6 | 9 | .667 | 1 | 2 | .500 | 2 | 5 | .400 | 5 | 11 | 16 | 0.9 | 13 | 0 | 5 | 4 | 3 | 1 | 15 | 0.8 |
| TOTAL | 139 | 49 | 2062 | 248 | 491 | .505 | 15 | 77 | .195 | 144 | 216 | .667 | 190 | 239 | 429 | 3.1 | 183 | 1 | 83 | 82 | 42 | 48 | 655 | 4.7 |

* Games played at UNCG

MISCELLANEOUS STATS

THE LAST TIME...

| | CLEMSON | OPPONENT |
|---|---|--|
| A player had a triple-double | 1/26/93 vs. Maryland (Sharone Wright, 12p/14r/10b) | Never Accomplished |
| A player had a 20-point, 20-rebound game | 12/17/90 vs. SC State (Dale Davis, 22p/21r) | 1/11/06 vs. Wake Forest (Eric Williams, 22p/20r) |
| A player had 30+ points | 1/16/24 vs. Georgia Tech (PJ Hall, 31) | 1/10/24 at Virginia Tech (Sean Pedulla, 32) |
| A player had 40+ points | 1/24/01 vs. Georgia Tech (Will Solomon, 41) | 3/12/11 vs. North Carolina (Harrison Barnes, 40) |
| A player had 50+ points | 2/17/1916 (J.W. Stribling, 50) | 2/24/55 at Furman (Darrell Floyd, 56) |
| A player had 15+ field goals | 1/14/87 vs. Furman (Horace Grant, 15) | 2/24/82 at Duke (Vince Taylor, 16) |
| A player had 15+ free throws | 1/27/13 vs. Virginia Tech (Milton Jennings, 16) | 3/9/16 vs. Georgia Tech (Marcus Georges-Hunt, 15) |
| A player had 20+ rebounds | 3/4/99 vs. Florida State (Harold Jamison, 20) | 3/6/19 at Notre Dame (John Mooney, 20) |
| A player had 15+ assists | 2/13/02 vs. Wake Forest (Edward Scott, 16) | 1/10/87 vs. Wake Forest (Tyrone "Mugsey" Bogues, 17) |
| A player had 6+ steals | 2/13/16 vs. Georgia Tech (Avry Holmes, 6) | 2/3/07 at Georgia Tech (Javaris Crittenton, 7) |
| A player had 8+ blocks | 2/6/16 vs. Virginia Tech (Landry Nnoko, 8) | 3/11/94 vs. Duke (Cherokee Parks, 10) |
| A player converted a four-point play | 12/9/23 vs. TCU (Joseph Girard III, 14:37 2H) | 11/19/23 vs. Boise State (Chibuzo Agbo, 8:32 1H) |
| A player was perfect from the field (min. 10 FGA) | Never Accomplished | 3/8/92 at Georgia Tech (Matt Geiger, 10-10) |
| A player was perfect from the foul line (min. 10 FTA) | 2/25/23 at NC State (Brevin Galloway, 10-10) | 11/21/18 vs. Creighton (Ty-Son Alexander, 11-11) |
| A team scored 100+ points | 12/22/23 vs. Queens (109) | 2/5/17 vs. Florida State (109) |
| A team scored less than 40 | 1/23/18 at Virginia (36) | 12/2/20 vs. SC State (38) |
| A team had 25+ assists | 11/24/23 vs. Alcorn State (26) | 2/1/68 vs. Georgia Tech (35) |
| A team had 50+ rebounds | 12/18/21 vs. South Carolina (51) | 11/11/22 at South Carolina (50) |
| A team shot .650+ from the field | 2/22/20 at Boston College (.689) | 2/5/17 at Florida State (.661) |
| A team did not miss a free throw (min. 10 FTA) | 12/29/23 vs. Radford (14-14) | 11/26/21 vs. Charleston Southern (15-15) |
| A team did not make a three-pointer | 1/26/19 at NC State (0-7) | 2/1/06 at Florida State (0-9) |
| A team had two players score 30+ points | 2/13/02 vs. Wake Forest (Stockman, 30; Scott, 30) | 1/9/80 vs. Duke (Banks, 31; Gminski, 30) |
| A team had two players score 20+ points | 1/16/24 vs. Georgia Tech (Hall 31; Schieffelin 20) | 1/10/24 at Virginia Tech (Pedulla 32, Nickel 24) |
| A team had three players score 20+ points | 3/4/06 vs. Georgia Tech (Hamilton, 24; Akingbala 22; Robinson, 22) | 1/3/24 at Miami (Fla.) (Pack 25, Omier 23, Cleveland 23) |
| A team had three double-doubles | 1/11/14 vs. Duke (McDaniels, Blossomgame, Nnoko) | 2/28/90 vs. Duke (Henderson, Hurley, Laettner) |
| A team had six players score 10+ points | 12/14/21 vs. Miami (Oh.) (W, 89-76) | 12/2/01 vs. Duke (L, 80-96) |
| Played an overtime game | 1/16/24 vs. Georgia Tech (90-93) | |
| Played a double-overtime game | 1/16/24 vs. Georgia Tech (90-93); 11/29/22 vs. Penn State (101-94); 3/2/14 vs. Maryland (77-73) | |
| Clemson was ranked (AP Poll) | January 8, 2024 (21) | |
| Clemson played a ranked opponent (AP Poll) | vs. No. 8 North Carolina (55-65) on January 6, 2024 | |
| Clemson defeated a ranked opponent (AP Poll) | at No. 23 Alabama (85-77) on November 28, 2023 | |
| Clemson lost to a ranked opponent (AP Poll) | vs. No. 8 North Carolina (55-65) on January 6, 2024 | |
| Clemson faced No. 1 (AP Poll) | vs. Duke (68-87) on January 5, 2019 | |
| Clemson defeated No. 1 (AP Poll) | vs. North Carolina (75-65) on February 18, 2001 | |

MISCELLANEOUS STATS

| |
|--|
| Dunks (42): Jack Clark (1), RJ Godfrey (8), PJ Hall (15), Chase Hunter (2), Ian Schieffelin (12), Chauncey Wiggins (4) |
| Charges Taken (12): Joseph Girard III (1), PJ Hall (5), Chase Hunter (1), Dillon Hunter (1), Ian Schieffelin (4) |
| 20-Point Games (15): Joseph Girard III (5), PJ Hall (9), Ian Schieffelin (1) |
| 30-Point Games (1): PJ Hall (1) |
| Double-Doubles (8): PJ Hall (4), Ian Schieffelin (4) |
| Double Figure Scoring (65): Josh Beadle (1), Joseph Girard III (14), RJ Godfrey (6), PJ Hall (18), Chase Hunter (12), Ian Schieffelin (8), Chauncey Wiggins (6) |
| Double Figure Rebounding (13): RJ Godfrey (1), PJ Hall (4), Ian Schieffelin (8) |
| Led Clemson in Scoring: Joseph Girard III (5), PJ Hall (7), Chase Hunter (2), Ian Schieffelin (1), Chauncey Wiggins (1) |
| Led Clemson in Rebounding: RJ Godfrey (1), PJ Hall (4), Ian Schieffelin (10) |
| Led Clemson in Assists: Josh Beadle (1), Joseph Girard III (6), Chase Hunter (5), Ian Schieffelin (3) |
| Consecutive Field Goals Made: PJ Hall (5) vs. Davidson (11/12/23) |
| Consecutive Points Scored: 12 by Joseph Girard III at Pittsburgh (12/3/23) |
| Consecutive Free Throws Made: 23 by Joseph Girard III (11/24 to 12/22) |
| Consecutive Three-Pointers Made: 4 by Joseph Girard III vs. Davidson (11/12/23) |
| Largest Lead: 43 vs. Radford (12/29/23) |
| Largest Deficit: 18 vs. Davidson (11/12/23) |
| Largest Halftime Deficit: 7 vs. South Carolina (12/6/23) |
| Largest Deficit Overcome for Victory: 18 vs. Davidson (8:45 1H, 11/12/23) |
| Most Consecutive Clemson Points: 14 vs. UAB (11/10/23); 14 vs. Queens (12/22/23) |
| Most Consecutive Opponent Points: 18 vs. Davidson (11/12/23) |

CLEMSON'S RECORD...

| | |
|--------------------------------------|------|
| Overall | 13-5 |
| At home | 7-2 |
| On the road | 3-3 |
| At neutral sites | 3-0 |
| In overtime | 0-1 |
| Vs. ranked opponents | 1-1 |
| In games decided by 3 points or less | 2-2 |
| In games decided by 5 points or less | 1-0 |
| In games decided by 7 or more points | 9-3 |
| When leading at halftime | 9-3 |
| When trailing at halftime | 3-1 |
| When tied at halftime | 1-1 |
| When leading with 5:00 left | 13-1 |
| When trailing with 5:00 left | 0-3 |
| When leading with 1:00 left | 12-1 |
| When trailing with 1:00 left | 1-4 |
| When shooting 50% or better | 6-0 |
| When opponent shoots less than 50% | 11-2 |
| When scoring 70 or more points | 12-4 |
| When winning the rebound margin | 10-2 |
| When winning the turnover margin | 4-2 |
| When winning points in the paint | 12-2 |
| When winning bench points | 10-1 |
| In November | 6-0 |
| In December | 5-1 |
| In January | 2-4 |
| In February | 0-0 |
| In March | 0-0 |

2023-24 STARTING LINEUPS (3)

| Lineup # | Game # | G | G | G/F | F | C | G | W-L | PCT. |
|----------|---------------|-----------|------------|-----------|-------------|------|----|------|-------|
| 1 | 1-3, 7-16, 18 | C. Hunter | Girard III | Wiggins | Schieffelin | Hall | 14 | 10-4 | .714 |
| 2 | 4-6 | C. Hunter | Girard III | Clark | Schieffelin | Hall | 3 | 3-0 | 1.000 |
| 3 | 17 | C. Hunter | Girard III | D. Hunter | Schieffelin | Hall | 1 | 0-1 | .000 |



SUPERLATIVE STATS

INDIVIDUAL GAME HIGHS/INDIVIDUAL HIGHS UNDER BROWNELL

italic indicates all-time under Coach Brownell

| CLEMSON | | OPPONENT | |
|----------------|--|----------------|--|
| | HIGHS | | HIGHS |
| Points | 31, PJ Hall, 1/16 vs. Georgia Tech 33, <i>Jaron Blossomgame, 2/20/16 at NC State</i> | Points | 32, Sean Pedulla, 1/10 vs. Virginia Tech 40, <i>Harrison Barnes, 3/12/11 vs. North Carolina</i> |
| FG | 11, PJ Hall, 4x, last 1/16/24 vs. Georgia Tech 13, <i>Jaron Blossomgame, last on 2/8/16 vs. Notre Dame</i> | FG | 9, many (4), last by Sean Pedulla, 1/10 vs. Virginia Tech 12, <i>last by Landers Nolley II, 11/5/19 vs. Virginia Tech</i> |
| FGA | 23, PJ Hall, 1/16 vs. Georgia Tech 24, <i>KJ McDaniels, 2/11/14 at Notre Dame</i> | FGA | 17, Eric Gaines, 11/10 vs. UAB; AJ McKee, 12/22 vs. Queens 23, <i>Landers Nolley II, 11/5/19 vs. Virginia Tech</i> |
| FG Perfection | 3, Josh Beadle, 12/22 vs. Queens; RJ Godfrey, 1/10 vs. Virginia Tech 7, <i>last by Ian Schieffelin, 3/4/23 vs. Notre Dame</i> | FG Perfection | 1, by many (4), last by Tyzhaun Claude, 1/16 vs. Georgia Tech 8, <i>Mark Williams, 2/10/22 vs. Duke</i> |
| 3FG | 6, Joseph Girard III, 12/3 at Pittsburgh 8, <i>Marquise Reed, 2/21/18 at Virginia Tech*</i> | 3FG | 6, many (3), last by Sean Pedulla, 1/10 vs. Virginia Tech 8, <i>Lamar Peters, 12/8/18 vs. Mississippi State</i> |
| 3FGA | 11, Joseph Girard III, 1/13 vs. Boston College 20, <i>Marquise Reed, 2/21/18 at Virginia Tech</i> | 3FGA | 11, AJ McKee, 12/22 vs. Queens 12, <i>last by Antoine Davis, 11/17/19 vs. Detroit Mercy</i> |
| 3FG Perfection | 2, PJ Hall, 12/22 vs. Queens 5, <i>Gabe DeVoe, 11/24/17 vs. Texas Southern</i> | 3FG Perfection | 2, by many (3), last by Truth Harris, 12/29 vs. Radford 5, <i>last by Chris Childs, 11/15/21 vs. Bryant</i> |
| FT | 8, by many (3), last by Chase Hunter, 1/20 at Florida State 16, <i>Milton Jennings, 1/27/13 vs. Virginia Tech</i> | FT | 9, David Jones, 12/16 at Memphis 15, <i>Marcus Georges-Hunt, 3/9/16 at Georgia Tech</i> |
| FTA | 10, PJ Hall, 1/16/24 vs. Georgia Tech 18, <i>Milton Jennings, 1/27/13 vs. Virginia Tech</i> | FTA | 12, David Jones, 12/16 at Memphis 16, <i>Marcus Georges-Hunt, 3/9/16 at Georgia Tech</i> |
| FT Perfection | 8, Chase Hunter, 1/20 at Florida State 10, <i>Brevin Galloway, 2/25/23 at NC State</i> | FT Perfection | 8, Sean Pedulla, 1/10 vs. Virginia Tech 8, <i>last by Theo Pinson, 1/16/18 at North Carolina</i> |
| Rebounds | 17, Ian Schieffelin, 12/3 at Pittsburgh; PJ Hall, 1/16/24 vs. Georgia Tech 17, <i>Ian Schieffelin, 12/3/23 at Pittsburgh; PJ Hall, 1/16/24 vs. Georgia Tech</i> | Rebounds | 16, Armando Bacot, 1/6 vs. North Carolina 20, <i>John Mooney, 3/9/19 at Notre Dame</i> |
| Offensive Reb. | 9, PJ Hall, 1/16/24 vs. Georgia Tech 9, <i>Ian Schieffelin, 11/7 vs. The Citadel; PJ Hall, 1/16/24 vs. Georgia Tech</i> | Offensive Reb. | 6, Ernest Udeh Jr., 12/9 vs. TCU 8, <i>Jordan Murphy, 11/30/15 at Minnesota</i> |
| Assists | 7, Chase Hunter, 11/24 vs. Alcorn State 11, <i>last by Chase Hunter, 2/22/23 vs. Syracuse</i> | Assists | 7, Sean Peduall/MJ Collins, 1/10 vs. Virginia Tech 13, <i>Kendall Marshall, 2/18/12 at North Carolina</i> |
| Blocks | 4, by many (5), last by Ian Schieffelin, 1/6 vs. North Carolina 8, <i>last by Landry Nnoko, 2/6/16 at Virginia Tech</i> | Blocks | 4, D'Antray Pierce, 12/29 vs. Radford 7, <i>James Banks III, 2/6/19 at Georgia Tech</i> |
| Steals | 5, Ian Schieffelin, 1/6 vs. North Carolina 6, <i>Avry Holmes, 2/13/16 vs. Georgia Tech</i> | Steals | 4, by many (3), last by Sean Pedulla, 1/10 vs. Virginia Tech 6, <i>Makai Ashton-Longford, 1/31/23 at Boston College</i> |
| Minutes | 43, Joseph Girard III, 1/16/24 vs. Georgia Tech ^^48, <i>KJ McDaniels, 3/2/14 vs. Maryland</i> | Minutes | 43, Kowacie Reeves, 1/16 vs. Georgia Tech ^^50, <i>Eric Atkins, 2/11/14 at Notre Dame</i> |

^ - denotes one overtime period, * - denotes school record

2023-24 TEAM HIGHS & LOWS

| CLEMSON | | OPPONENT | |
|-----------------|---|-----------------|--|
| HIGHS | LOWS | HIGHS | LOWS |
| Points | 109, 12/22 vs. Queens..... 55, 1/6 vs. North Carolina | Points | 95, 1/3 at Miami (Fla.)..... 56, 11/6 vs. Winthrop |
| 1st Half Points | 69, 12/22 vs. Queens..... 23, 11/12 vs. Davidson; 12/6 vs. South Carolina | 1st Half Points | 53, 1/10 vs. Virginia Tech..... 23, 12/29 vs. Radford |
| 2nd Half Points | 52, 11/28 at Alabama..... 21, 1/6 vs. North Carolina | 2nd Half Points | 60, 1/3 at Miami (Fla.)..... 30, 11/19 vs. Boise State |
| 1st Half FG% | 71.1, 12/22 vs. Queens..... 31.0, 12/6 vs. South Carolina | 1st Half FG% | 64.5, 1/10 vs. Virginia Tech..... 27.8, 11/28 at Alabama |
| 2nd Half FG% | 70.4, 12/29 vs. Radford..... 32.3, 1/6 vs. North Carolina | 2nd Half FG% | 75.0, 1/3 at Miami (Fla.)..... 32.0, 12/9 vs. TCU |
| Scoring Margin | +35, 12/29 vs. Radford..... -15, 1/10 vs. Virginia Tech | FG | 35, 1/3 at Miami (Fla.)..... 18, 11/6 vs. Winthrop |
| FG | 43, 12/22 vs. Queens..... 21, 1/6 vs. North Carolina | FGA | 74, 12/22 vs. Queens..... 52, 11/6 vs. Winthrop; 11/24 vs. Alcorn State |
| FGA | 70, 2x, last 1/16 vs. Georgia Tech..... 49, 1/20 at Florida State | FG% | 54.4, 1/10 vs. Virginia Tech..... 32.2, 12/9 vs. TCU |
| FG% | 63.2, 12/22 vs. Queens..... 36.2, 1/6 vs. North Carolina | 3FG | 15, 1/16 vs. Georgia Tech..... 3, 12/9 vs. TCU |
| 3FG | 13, 11/6 vs. Winthrop..... 1, 1/6 vs. North Carolina | 3FGA | 42, 12/22 vs. Queens..... 14, 11/24 vs. Alcorn State |
| 3FGA | 32, 11/6 vs. Winthrop..... 17, 1/20 at Florida State | 3FG% (Min. 10) | 54.2, 1/10 vs. Virginia Tech..... 15.4, 12/16 at Memphis |
| 3FG% (Min. 10) | 53.3, 11/19 vs. Boise State..... 5.6, 1/6 vs. North Carolina | FT | 25, 12/9 vs. TCU..... 6, 12/29 vs. Radford |
| FT | 29, 1/16 vs. Georgia Tech..... 4, 11/12 vs. Davidson | FTA | 33, 12/9 vs. TCU..... 7, 12/29 vs. Radford |
| FTA | 38, 1/16 vs. Georgia Tech..... 8, 11/12 vs. Davidson; 1/10 vs. Virginia Tech | FT% (Min. 10) | 93.3, 1/3 at Miami (Fla.)..... 54.5, 12/3 at Pittsburgh |
| FT% (Min. 10) | 100.0, 12/29 vs. Radford..... 61.1, 11/24 vs. Alcorn State | Rebounds | 44, 1/6 vs. North Carolina..... 13, 12/29 vs. Radford |
| Rebounds | 45, 2x, last 1/16 vs. Georgia Tech..... 26, 11/10 vs. UAB | Offensive Reb. | 16, 11/28 at Alabama..... 2, 11/24 vs. Alcorn State; 12/29 vs. Radford |
| Offensive Reb. | 22, 1/16 vs. Georgia Tech..... 5, 11/10 vs. UAB | Assists | 19, 1/3 at Miami (Fla.)..... 6, 11/6 vs. Winthrop |
| Rebound Margin | +32, 12/29 vs. Radford..... -13, 11/10 vs. UAB | Turnovers | 14, 11/6 vs. Winthrop; 11/10 vs. UAB..... 6, 12/16 at Memphis |
| Assists | 26, 11/24 vs. Alcorn State..... 6, 1/6 vs. North Carolina | Blocks | 5, 1/10 vs. Virginia Tech..... 0, 11/6 vs. Winthrop; 1/13 vs. Boston College |
| Turnovers | 15, 2x, last 1/20 at Florida State..... 5, 1/6 vs. North Carolina | Steals | 10, 12/9 vs. TCU..... 3, 1/6 vs. North Carolina |
| Blocks | 9, 1/6 vs. North Carolina..... 1, 2x, last 1/20 at Florida State | Fouls | 23, 11/10 vs. UAB..... 10, 1/3 at Miami (Fla.) |
| Steals | 7, 3x, last 1/6 vs. North Carolina..... 3, 11/12 vs. Davidson; 12/16 at Memphis | | |
| Fouls | 24, 12/9 vs. TCU..... 6, 12/29 vs. Radford | | |

TEAM HIGHS & LOWS UNDER BROWNELL

| CLEMSON | | | OPPONENT | | |
|-----------------|---|---|-----------------|---|--|
| | HIGHS | LOWS | | HIGHS | LOWS |
| Points | 109, 12/22/23 vs. Queens..... | 36, 1/23/18 at Virginia | Points | 109, 2/5/17 at Florida State..... | 35, 12/14/13 vs. Furman |
| 1st Half Points | 69, 12/22/23 vs. Queens..... | 10, last on 2/7/13 at Virginia | 1st Half Points | 51, 2/5/17 at Florida State..... | 14, last on 11/21/22 vs. Loyola Maryland |
| 2nd Half Points | 56, last on 1/16/18 at North Carolina..... | 13, last on 1/23/18 at Virginia | 2nd Half Points | 60, 1/3/24 at Miami (Fla.)..... | 11, 12/20/19 vs. Jacksonville |
| 1st Half FG% | 71.1, 12/22/23 vs. Queens..... | 12.0, 1/8/13 at Duke | 1st Half FG% | 64.0, 3/4/12 at Florida State..... | 17.2, 2/14/13 at Georgia Tech |
| 2nd Half FG% | 85.0, 1/12/11 vs. Georgia Tech..... | 23.5, 3/2/11 at Duke | 2nd Half FG% | 75.0, 1/3 at Miami (Fla.)..... | 16.7, 11/13/13 vs. Delaware State |
| Scoring Margin | +45, 11/14/14 vs. Florida A&M..... | -48, 2/5/17 at Florida State | FG | 41, 2/5/17 at Florida State..... | 11, 12/17/10 vs. Savannah State |
| FG | 43, 12/22/23 vs. Queens..... | 14, last on 12/15/19 vs. South Carolina | FGA | 79, 3/2/14 vs. Maryland..... | 38, 2/25/14 at Wake Forest |
| FGA | 73, 3/4/12 at Florida State..... | 33, 1/12/13 vs. Virginia | FG% | 66.1, 2/5/17 at Florida State..... | 22.9, 12/17/10 vs. Savannah State |
| FG% | 69.2, 1/12/11 vs. Georgia Tech..... | 25.9, 1/12/19 vs. Virginia | 3FG | 19, 12/8/18 vs. Mississippi State..... | 1, last on 2/13/16 vs. Georgia Tech |
| 3FG | 15, 1/30/18 vs. North Carolina..... | 0, last on 1/26/19 at NC State | 3FGA | 42, 12/22/23 vs. Queens..... | 9, last on 11/23/12 vs. UTEP |
| 3FGA | 36, last on 2/21/18 at Virginia Tech..... | 7, 1/26/19 at NC State | 3FG% (Min. 10) | 72.7, 2/7/12 vs. Maryland..... | 7.7, 11/13/13 vs. Delaware State |
| 3FG% (Min. 10) | 78.6, 1/12/11 vs. Georgia Tech..... | 5.6, 1/6 vs. North Carolina | FT | 25, last on 2/15/22 at Florida State..... | 1, last on 12/23/12 vs. SC State |
| FT | 32, 1/10/16 vs. Louisville..... | 0, last on 1/25/22 at Duke | FTA | 35, 1/22/11 at Maryland..... | 1, 2/14/12 vs. Virginia |
| FTA | 46, 11/12/10 vs. Western Carolina..... | 1, last on 1/25/22 at Duke | FT% (Min. 10) | 96.0, 11/26/19 vs. Colorado..... | 18.2, 11/22/13 vs. Davidson |
| FT% (Min. 10) | 100.0, 1/31/23 at Boston College (16-16)..... | 38.5, 2/25/14 at Wake Forest (5-13) | Rebounds | 63, 3/2/14 vs. Maryland..... | 13, 12/29/23 vs. Radford |
| Rebounds | 51, last on 12/18/21 vs. South Carolina..... | 19, 1/31/12 at Virginia | Offensive Reb. | 24, 1/10/16 vs. Louisville..... | 1, 1/12/12 at Boston College |
| Offensive Reb. | 23, last on 12/13/16 vs. SC State..... | 2, 1/19/16 at Virginia | Assists | 26, 2/5/17 at Florida State..... | 2, 12/18/18 vs. Charleston Southern |
| Rebound Margin | +32, 12/29/23 vs. Radford..... | -22, 1/10/16 vs. Louisville | Turnovers | 25, 1/1/13 vs. The Citadel..... | 4, 11/21/13 vs. Temple |
| Assists | 28, 2/22/23 vs. Syracuse..... | 3, last on 2/13/16 vs. Georgia Tech | Blocks | 11, 12/22/21 at Virginia..... | 0, last on 1/13/24 vs. Boston College |
| Turnovers | 22, 2/5/17 at Florida State..... | 1, 2/20/16 at NC State | Steals | 17, 12/12/20 vs. Alabama..... | 0, 11/17/17 vs. Hofstra |
| Blocks | 12, last on 11/17/13 vs. South Carolina..... | 0, last on 3/2/13 at Virginia Tech | Fouls | 32, 11/12/10 vs. Western Carolina..... | 6, 12/29/23 vs. Radford |
| Steals | 16, 1/1/13 vs. The Citadel..... | 0, last on 1/11/18 at NC State | | | |
| Fouls | 26, 1/17/23 at Wake Forest..... | 5, 12/13/16 vs. SC State | | | |

GAME-BY-GAME RESULTS

| Opponent | Score | By Periods | FGM-A-Pct. | 3FGM-A-Pct | FTM-A-Pct. | Reb (O-D) | PF-DQ | A | TO | BS | S | 1H-FG% | 2H-FG% | Bench |
|------------------|------------|-------------------|-------------------|-------------------|--------------------|-------------------|-------------|-----------|-----------|----------|----------|-------------|-------------|-----------|
| H-Winthrop | 56 | 24-32 | 18-52-.346 | 5-18-.278 | 15-18-.833 | 30 (6-24) | 13-0 | 6 | 14 | 0 | 6 | .350 | .344 | 17 |
| Clemson | 78 | 33-45 | 27-62-.435 | 13-32-.406 | 11-12-.917 | 39 (10-29) | 17-0 | 21 | 10 | 6 | 7 | .367 | .500 | 27 |
| N-UAB | 76 | 42-34 | 28-60-.467 | 9-22-.409 | 11-16-.688 | 39 (12-27) | 23-2 | 14 | 14 | 2 | 5 | .500 | .429 | 34 |
| Clemson | 77 | 39-38 | 27-55-.491 | 6-19-.316 | 17-27-.630 | 26 (5-21) | 16-0 | 16 | 10 | 7 | 4 | .483 | .500 | 16 |
| N-Davidson | 65 | 28-37 | 22-56-.393 | 9-25-.360 | 12-17-.706 | 35 (9-26) | 15-0 | 12 | 9 | 2 | 5 | .345 | .444 | 24 |
| Clemson | 68 | 23-45 | 26-57-.456 | 12-31-.387 | 4-8-.500 | 31 (7-24) | 16-0 | 17 | 10 | 6 | 3 | .321 | .586 | 27 |
| H-Boise State | 68 | 38-30 | 22-56-.393 | 7-23-.304 | 17-22-.773 | 25 (7-18) | 18-0 | 9 | 11 | 1 | 9 | .423 | .367 | 17 |
| Clemson | 85 | 41-44 | 31-61-.508 | 8-15-.533 | 15-16-.938 | 40 (13-27) | 18-0 | 15 | 12 | 6 | 3 | .533 | .484 | 27 |
| H-Alcorn State | 69 | 37-32 | 26-52-.500 | 5-14-.357 | 12-21-.571 | 28 (2-26) | 17-0 | 8 | 9 | 3 | 4 | .577 | .423 | 5 |
| Clemson | 90 | 48-42 | 34-70-.486 | 11-29-.379 | 11-18-.611 | 42 (13-29) | 15-1 | 26 | 7 | 2 | 5 | .514 | .457 | 17 |
| A-Alabama | 77 | 32-45 | 23-67-.343 | 11-35-.314 | 20-26-.769 | 41 (16-25) | 15-0 | 12 | 7 | 3 | 7 | .278 | .419 | 12 |
| Clemson | 85 | 33-52 | 32-60-.533 | 11-21-.524 | 10-15-.667 | 41 (8-33) | 22-0 | 12 | 11 | 7 | 4 | .467 | .600 | 24 |
| A-Pittsburgh | 70 | 26-44 | 25-58-.431 | 8-23-.348 | 12-22-.545 | 33 (10-23) | 16-0 | 13 | 7 | 4 | 6 | .375 | .500 | 0 |
| Clemson | 79 | 37-42 | 28-60-.467 | 11-30-.367 | 12-15-.800 | 40 (11-29) | 19-0 | 15 | 9 | 1 | 5 | .417 | .542 | 8 |
| H-South Carolina | 67 | 30-37 | 22-61-.361 | 10-30-.300 | 13-19-.684 | 38 (10-28) | 15-0 | 13 | 8 | 3 | 5 | .387 | .333 | 12 |
| Clemson | 72 | 23-49 | 25-56-.446 | 8-18-.444 | 14-20-.700 | 42 (9-33) | 16-0 | 13 | 10 | 7 | 5 | .310 | .593 | 9 |
| N-TCU | 66 | 35-31 | 19-59-.322 | 3-16-.188 | 25-33-.758 | 38 (15-23) | 20-1 | 10 | 9 | 2 | 10 | .324 | .320 | 18 |
| Clemson | 74 | 36-38 | 24-58-.414 | 7-27-.259 | 19-24-.792 | 43 (13-30) | 24-1 | 18 | 13 | 5 | 5 | .483 | .345 | 15 |
| A-Memphis | 79 | 32-47 | 29-67-.433 | 4-26-.154 | 17-23-.739 | 35 (11-24) | 14-0 | 12 | 6 | 2 | 9 | .371 | .500 | 25 |
| Clemson | 77 | 39-38 | 30-61-.492 | 7-23-.304 | 10-15-.667 | 37 (8-29) | 20-0 | 20 | 15 | 4 | 3 | .500 | .483 | 5 |
| H-Queens | 79 | 36-43 | 28-74-.378 | 14-42-.333 | 9-13-.692 | 33 (12-21) | 15-0 | 12 | 10 | 2 | 6 | .351 | .405 | 12 |
| Clemson | 109 | 69-40 | 43-68-.632 | 10-19-.526 | 13-17-.765 | 42 (6-36) | 10-0 | 24 | 7 | 6 | 6 | .711 | .533 | 37 |
| H-Radford | 58 | 23-35 | 22-53-.415 | 8-22-.364 | 6-7-.857 | 13 (2-11) | 13-0 | 8 | 9 | 4 | 7 | .385 | .444 | 15 |
| Clemson | 93 | 49-44 | 34-60-.567 | 11-29-.379 | 14-14-1.000 | 45 (15-30) | 6-0 | 14 | 13 | 2 | 7 | .455 | .704 | 23 |
| A-Miami (Fla.) | 95 | 35-60 | 35-66-.530 | 11-24-.458 | 14-15-.933 | 36 (8-28) | 10-0 | 19 | 9 | 3 | 7 | .368 | .750 | 0 |
| Clemson | 82 | 35-60 | 31-68-.456 | 11-30-.367 | 9-9-1.000 | 32 (9-23) | 14-1 | 15 | 11 | 3 | 5 | .429 | .485 | 8 |
| H-North Carolina | 65 | 34-31 | 25-60-.417 | 8-23-.348 | 7-12-.583 | 44 (14-30) | 16-0 | 14 | 10 | 3 | 3 | .469 | .357 | 14 |
| Clemson | 55 | 34-21 | 21-58-.362 | 1-18-.056 | 12-16-.750 | 33 (9-24) | 14-1 | 6 | 5 | 7 | 9 | .407 | .323 | 2 |
| A-Virginia Tech | 87 | 53-34 | 31-57-.544 | 13-24-.542 | 12-14-.857 | 35 (9-26) | 10-0 | 17 | 11 | 5 | 7 | .645 | .423 | 39 |
| Clemson | 72 | 44-28 | 28-63-.444 | 9-26-.346 | 7-8-.875 | 28 (10-18) | 14-0 | 13 | 11 | 3 | 4 | .552 | .353 | 13 |
| H-Boston College | 78 | 35-43 | 30-59-.508 | 10-25-.400 | 8-12-.667 | 23 (5-18) | 16-0 | 11 | 8 | 0 | 7 | .419 | .607 | 10 |
| Clemson | 89 | 44-45 | 32-59-.542 | 7-20-.350 | 18-22-.818 | 38 (10-28) | 14-0 | 10 | 9 | 4 | 4 | .424 | .692 | 16 |
| H-Georgia Tech | 93 | 30-41-11-11 | 31-62-.500 | 15-35-.429 | 16-20-.800 | 33 (9-24) | 15-1 | 13 | 12 | 4 | 5 | .355 | .583 | 33 |
| Clemson | 90 | 32-39-11-8 | 29-70-.414 | 3-21-.143 | 29-38-.763 | 45 (22-23) | 15-1 | 13 | 10 | 4 | 5 | .414 | .522 | 8 |
| A-Florida State | 67 | 30-37 | 22-54-.407 | 4-18-.222 | 19-26-.731 | 22 (3-19) | 20-0 | 7 | 11 | 4 | 5 | .414 | .400 | 18 |
| Clemson | 78 | 30-48 | 25-49-.510 | 7-17-.412 | 21-25-.840 | 39 (7-32) | 19-1 | 17 | 15 | 1 | 6 | .423 | .609 | 28 |

SEASON STATISTICS



2023-24 Clemson Men's Basketball Combined Team Statistics All games

Page 1/1
as of Jan 22, 2024

Game Records

| Record | Overall | Home | Away | Neutral |
|----------------|---------|------|------|---------|
| ALL GAMES | 13-5 | 7-2 | 3-3 | 3-0 |
| CONFERENCE | 3-4 | 1-2 | 2-2 | 0-0 |
| NON-CONFERENCE | 10-1 | 6-0 | 1-1 | 3-0 |

Score by Periods

| Team | 1st | 2nd | OT | TOT |
|-----------|-----|-----|----|------|
| Clemson | 695 | 739 | 19 | 1453 |
| Opponents | 600 | 693 | 22 | 1315 |

Team Box Score

| No. | Player | | | | Total | | 3-Point | | F-Throw | | Rebounds | | | | | | | | | | | |
|-----------|--------------------|-------|--------|------|----------|------|----------|------|---------|------|----------|-----|-----|------|-----|----|-----|-----|-----|-----|------|------|
| | | GP-GS | MIN | AVG | FG-FGA | FG% | 3FG-3FGA | 3FG% | FT-FTA | FT% | OFF | DEF | TOT | AVG | PF | DQ | A | TO | BLK | STL | PTS | AVG |
| 24 | HALL, PJ | 18-18 | 515:11 | 28.6 | 133-256 | .520 | 26-81 | .321 | 62-78 | .795 | 39 | 88 | 127 | 7.1 | 52 | 3 | 30 | 27 | 37 | 19 | 354 | 19.7 |
| 11 | GIRARD III, Joseph | 18-18 | 584:09 | 32.5 | 80-189 | .423 | 52-124 | .419 | 57-62 | .919 | 3 | 64 | 67 | 3.7 | 28 | 0 | 62 | 28 | 4 | 12 | 269 | 14.9 |
| 1 | HUNTER, Chase | 18-18 | 571:33 | 31.8 | 73-181 | .403 | 19-69 | .275 | 48-54 | .889 | 12 | 33 | 45 | 2.5 | 30 | 0 | 51 | 28 | 6 | 13 | 213 | 11.8 |
| 4 | SCHIEFFELIN, Ian | 18-18 | 458:54 | 25.5 | 67-113 | .593 | 10-18 | .556 | 32-43 | .744 | 61 | 112 | 173 | 9.6 | 46 | 1 | 40 | 20 | 11 | 12 | 176 | 9.8 |
| 21 | WIGGINS, Chauncey | 18-14 | 371:25 | 20.6 | 51-106 | .481 | 21-55 | .382 | 12-15 | .800 | 11 | 40 | 51 | 2.8 | 19 | 0 | 16 | 18 | 4 | 1 | 135 | 7.5 |
| 10 | GODFREY, RJ | 18-0 | 298:21 | 16.6 | 57-90 | .633 | 1-2 | .500 | 13-27 | .481 | 17 | 45 | 62 | 3.4 | 41 | 1 | 15 | 23 | 13 | 9 | 128 | 7.1 |
| 12 | HEMENWAY, Alex | 5-0 | 78:03 | 15.6 | 8-21 | .381 | 8-19 | .421 | 2-4 | .500 | 0 | 3 | 3 | 0.6 | 5 | 0 | 7 | 4 | 1 | 2 | 26 | 5.2 |
| 0 | BEADLE, Josh | 17-0 | 191:30 | 11.3 | 22-41 | .537 | 2-9 | .222 | 9-17 | .529 | 3 | 18 | 21 | 1.2 | 14 | 0 | 13 | 13 | 1 | 5 | 55 | 3.2 |
| 2 | HUNTER, Dillon | 18-1 | 367:54 | 20.4 | 21-57 | .368 | 9-27 | .333 | 5-9 | .556 | 6 | 35 | 41 | 2.3 | 30 | 1 | 38 | 11 | 0 | 10 | 56 | 3.1 |
| 5 | CLARK, Jack | 8-3 | 111:50 | 14.0 | 8-26 | .308 | 4-15 | .267 | 4-5 | .800 | 8 | 16 | 24 | 3.0 | 10 | 0 | 8 | 2 | 3 | 3 | 24 | 3.0 |
| 33 | LEYTE, Bas | 18-0 | 81:32 | 4.5 | 6-9 | .667 | 1-2 | .500 | 2-5 | .400 | 5 | 11 | 16 | 0.9 | 13 | 0 | 5 | 4 | 3 | 1 | 15 | 0.8 |
| 13 | LATIFF, Andrew | 3-0 | 05:38 | 1.9 | 1-4 | .250 | 0-3 | .000 | 0-0 | .000 | 1 | 1 | 2 | 0.7 | 0 | 0 | 0 | 1 | 0 | 0 | 2 | 0.7 |
| 32 | NAUSEEF, Daniel | 3-0 | 07:05 | 2.4 | 0-1 | .000 | 0-1 | .000 | 0-0 | .000 | 0 | 3 | 3 | 1.0 | 1 | 0 | 0 | 0 | 0 | 0 | 0 | 0.0 |
| 20 | KELLY, Matt | 3-0 | 06:55 | 2.3 | 0-1 | .000 | 0-0 | .000 | 0-0 | .000 | 0 | 0 | 0 | 0.0 | 0 | 0 | 0 | 0 | 0 | 1 | 0 | 0.0 |
| Team | | | | | | | | | | | 19 | 29 | 48 | | | | | 9 | | | | |
| Total | | 18 | 3650 | | 527-1095 | .481 | 153-425 | .360 | 246-319 | .771 | 185 | 498 | 683 | 37.9 | 289 | 6 | 285 | 188 | 83 | 88 | 1453 | 80.7 |
| Opponents | | 18 | 3650 | | 458-1073 | .427 | 154-445 | .346 | 245-336 | .729 | 160 | 421 | 581 | 32.3 | 287 | 5 | 210 | 174 | 46 | 112 | 1315 | 73.1 |

Team Statistics

| | CU | OPP |
|------------------------|-----------------|-----------------|
| Scoring | 1453 | 1315 |
| Points per game | 80.7 | 73.1 |
| Scoring margin | +7.7 | - |
| Field goals-att | 527-1095 | 458-1073 |
| Field goal pct | .481 | .427 |
| 3 point fg-att | 153-425 | 154-445 |
| 3-point FG pct | .360 | .346 |
| 3-pt FG made per game | 8.5 | 8.6 |
| Free throws-att | 246-319 | 245-336 |
| Free throw pct | .771 | .729 |
| F-Throws made per game | 13.7 | 13.6 |
| Rebounds | 683 | 581 |
| Rebounds per game | 37.9 | 32.3 |
| Rebounding margin | +5.7 | - |
| Assists | 285 | 210 |
| Assists per game | 15.8 | 11.7 |
| Turnovers | 188 | 174 |
| Turnovers per game | 10.4 | 9.7 |
| Turnover margin | -0.8 | - |
| Assist/turnover ratio | 1.5 | 1.2 |
| Steals | 88 | 112 |
| Steals per game | 4.9 | 6.2 |
| Blocks | 83 | 46 |
| Blocks per game | 4.6 | 2.6 |
| Winning streak | 1 | - |
| Home win streak | 0 | - |
| Attendance | 65972 | 59248 |
| Home games-Avg/Game | 9-7330 | 6-9875 |
| Neutral site-Avg/Game | - | 3-3910 |

Team Results

| Date | Opponent | | Score | Att. |
|------------|------------------|------|--------|-------|
| 11/06/2023 | Winthrop | W | 78-56 | 6361 |
| 11/10/2023 | vs UAB | W | 77-76 | 3319 |
| 11/12/2023 | vs Davidson | W | 68-65 | 3129 |
| 11/19/2023 | Boise St. | W | 85-68 | 5748 |
| 11/24/2023 | Alcorn | W | 90-69 | 5791 |
| 11/28/2023 | at Alabama | W | 85-77 | 10725 |
| 12/03/2023 | at Pittsburgh | W | 79-70 | 7713 |
| 12/06/2023 | South Carolina | W | 72-67 | 9000 |
| 12/09/2023 | vs TCU | W | 74-66 | 5281 |
| 12/16/2023 | at Memphis | L | 77-79 | 15052 |
| 12/22/2023 | Queens (NC) | W | 109-79 | 6871 |
| 12/29/2023 | Radford | W | 93-58 | 7276 |
| 01/03/2024 | at Miami (FL) | L | 82-95 | 6800 |
| 01/06/2024 | North Carolina | L | 55-65 | 9000 |
| 01/10/2024 | at Virginia Tech | L | 72-87 | 8925 |
| 01/13/2024 | Boston College | W | 89-78 | 8708 |
| 01/16/2024 | Georgia Tech | Lot2 | 90-93 | 7217 |
| 01/20/2024 | at Florida St. | W | 78-67 | 10033 |



ACC STATISTICS



2023-24 Clemson Men's Basketball Combined Team Statistics In Conference games

Page 1/1
as of Jan 22, 2024

Game Records

| Record | Overall | Home | Away | Neutral |
|----------------|---------|------|------|---------|
| ALL GAMES | 3-4 | 1-2 | 2-2 | 0-0 |
| CONFERENCE | 3-4 | 1-2 | 2-2 | 0-0 |
| NON-CONFERENCE | 0-0 | 0-0 | 0-0 | 0-0 |

Score by Periods

| Team | 1st | 2nd | OT | TOT |
|-----------|-----|-----|----|-----|
| Clemson | 262 | 264 | 19 | 545 |
| Opponents | 243 | 290 | 22 | 555 |

Team Box Score

| No. | Player | | | | Total | | 3-Point | | F-Throw | | Rebounds | | | | | | | | | | | | | | | |
|-----------|--------------------|-------|--------|------|---------|------|----------|------|---------|-------|----------|-----|-----|------|-----|----|----|----|-----|-----|-----|------|--|--|--|--|
| | | GP-GS | MIN | AVG | FG-FGA | FG% | 3FG-3FGA | 3FG% | FT-FTA | FT% | OFF | DEF | TOT | AVG | PF | DQ | A | TO | BLK | STL | PTS | AVG | | | | |
| 24 | HALL, PJ | 7-7 | 217:31 | 31.1 | 50-107 | .467 | 8-34 | .235 | 22-29 | .759 | 18 | 42 | 60 | 8.6 | 22 | 2 | 6 | 11 | 9 | 8 | 130 | 18.6 | | | | |
| 11 | GIRARD III, Joseph | 7-7 | 243:47 | 34.8 | 29-76 | .382 | 20-50 | .400 | 29-31 | .935 | 0 | 23 | 23 | 3.3 | 12 | 0 | 20 | 14 | 3 | 6 | 107 | 15.3 | | | | |
| 1 | HUNTER, Chase | 7-7 | 237:44 | 34.0 | 28-73 | .384 | 3-26 | .115 | 26-28 | .929 | 7 | 11 | 18 | 2.6 | 12 | 0 | 15 | 10 | 2 | 6 | 85 | 12.1 | | | | |
| 4 | SCHIEFFELIN, Ian | 7-7 | 187:29 | 26.8 | 32-52 | .615 | 3-6 | .500 | 17-21 | .810 | 32 | 42 | 74 | 10.6 | 20 | 1 | 14 | 8 | 4 | 8 | 84 | 12.0 | | | | |
| 21 | WIGGINS, Chauncey | 7-6 | 164:18 | 23.5 | 19-44 | .432 | 11-28 | .393 | 5-5 | 1.000 | 4 | 15 | 19 | 2.7 | 5 | 0 | 6 | 4 | 2 | 0 | 54 | 7.7 | | | | |
| 10 | GODFREY, RJ | 7-0 | 107:20 | 15.3 | 17-25 | .680 | 0-0 | .000 | 3-8 | .375 | 1 | 10 | 11 | 1.6 | 12 | 0 | 4 | 7 | 2 | 3 | 37 | 5.3 | | | | |
| 5 | CLARK, Jack | 2-0 | 30:49 | 15.4 | 2-8 | .250 | 1-4 | .250 | 2-2 | 1.000 | 4 | 5 | 9 | 4.5 | 3 | 0 | 5 | 1 | 0 | 1 | 7 | 3.5 | | | | |
| 2 | HUNTER, Dillon | 7-1 | 152:55 | 21.8 | 8-22 | .364 | 3-9 | .333 | 0-2 | .000 | 2 | 9 | 11 | 1.6 | 14 | 1 | 10 | 3 | 0 | 3 | 19 | 2.7 | | | | |
| 0 | BEADLE, Josh | 7-0 | 87:31 | 12.5 | 7-17 | .412 | 0-4 | .000 | 4-7 | .571 | 2 | 8 | 10 | 1.4 | 4 | 0 | 8 | 7 | 1 | 1 | 18 | 2.6 | | | | |
| 33 | LEYTE, Bas | 7-0 | 20:36 | 2.9 | 2-3 | .667 | 0-1 | .000 | 0-0 | .000 | 1 | 2 | 3 | 0.4 | 5 | 0 | 1 | 1 | 2 | 0 | 4 | 0.6 | | | | |
| Team | | | | | | | | | | | 7 | 10 | 17 | | | | | 4 | | | | | | | | |
| Total | | 7 | 1450 | | 194-427 | .454 | 49-162 | .302 | 108-133 | .812 | 78 | 177 | 255 | 36.4 | 109 | 4 | 89 | 70 | 25 | 36 | 545 | 77.9 | | | | |
| Opponents | | 7 | 1450 | | 199-416 | .478 | 69-172 | .401 | 88-121 | .727 | 58 | 168 | 226 | 32.3 | 110 | 2 | 94 | 68 | 22 | 40 | 555 | 79.3 | | | | |

Team Statistics

| | CU | OPP |
|------------------------|----------------|----------------|
| Scoring | 545 | 555 |
| Points per game | 77.9 | 79.3 |
| Scoring margin | -1.4 | - |
| Field goals-att | 194-427 | 199-416 |
| Field goal pct | .454 | .478 |
| 3 point fg-att | 49-162 | 69-172 |
| 3-point FG pct | .302 | .401 |
| 3-pt FG made per game | 7.0 | 9.9 |
| Free throws-att | 108-133 | 88-121 |
| Free throw pct | .812 | .727 |
| F-Throws made per game | 15.4 | 12.6 |
| Rebounds | 255 | 226 |
| Rebounds per game | 36.4 | 32.3 |
| Rebounding margin | +4.1 | - |
| Assists | 89 | 94 |
| Assists per game | 12.7 | 13.4 |
| Turnovers | 70 | 68 |
| Turnovers per game | 10.0 | 9.7 |
| Turnover margin | -0.3 | - |
| Assist/turnover ratio | 1.3 | 1.4 |
| Steals | 36 | 40 |
| Steals per game | 5.1 | 5.7 |
| Blocks | 25 | 22 |
| Blocks per game | 3.6 | 3.1 |
| Winning streak | 1 | - |
| Home win streak | 0 | - |
| Attendance | 24925 | 33471 |
| Home games-Avg/Game | 3-8308 | 4-8368 |
| Neutral site-Avg/Game | - | 0-0 |

Team Results

| Date | Opponent | | Score | Att. |
|------------|------------------|------|-------|-------|
| 12/03/2023 | at Pittsburgh | W | 79-70 | 7713 |
| 01/03/2024 | at Miami (FL) | L | 82-95 | 6800 |
| 01/06/2024 | North Carolina | L | 55-65 | 9000 |
| 01/10/2024 | at Virginia Tech | L | 72-87 | 8925 |
| 01/13/2024 | Boston College | W | 89-78 | 8708 |
| 01/16/2024 | Georgia Tech | Lot2 | 90-93 | 7217 |
| 01/20/2024 | at Florida St. | W | 78-67 | 10033 |

HALL AMERICAN

PJ HALL

1 OF 3 PLAYERS IN AMERICA
AVERAGING AT LEAST

19.5

POINTS PER GAME

7.0

REBOUNDS PER GAME

2.0

BLOCKS PER GAME

1.5

ASSISTS PER GAME

