



GAME NOTES

Clemson Tigers (12-5, 2-4 ACC) vs. Florida State Seminoles (11-6, 5-1 ACC)

Game #18 • Road Game #6 • ACC Game #7

TV: ACCN

Radio: WCCP 105.5 FM

Saturday, January 20 • Donald L. Tucker Center (Tallahassee, Fla.) • 4 p.m. ET



30 POSTSEASON APPEARANCES | 13 NCAA TOURNAMENTS | 4 SWEET SIXTEENS | 1 ELITE EIGHT | 1990 ACC REGULAR SEASON CHAMPIONS

CLEMSON RECORDS

Overall:	12-5	L1
vs. ACC opponents:	2-4	L1
Non-Conference regular-season:	10-1	W2
Home:	7-2	L1
Away:	2-3	L3
Neutral:	3-0	W3

BROADCAST INFORMATION

TV: ACCN (Mike Monaco; PxP, Randolph Childress; Analyst)
Watch Link: bit.ly/48FQQ2Q
Radio: Clemson Athletic Network (Don Munson, Tim Bourret and Ben Milstead)
Clemson Radio Affiliates: WCCP 105.5 The ROAR (Flagship)
SiriusXM: Ch. 138 or 194, and on the SiriusXM App
Live Stats: <https://statb.us/w/clem/484617>

SERIES HISTORY

Overall: Clemson trails 37-46
In Clemson: Clemson leads 24-13
In Tallahassee: Clemson trails 9-26
At neutral sites: Clemson trails 4-7
Current streak: Clemson, 2
Coach Brownell vs. Florida State: 11-17

SCHEDULE & RESULTS

Date	AP Rank CU Opp	Opponent	TV	Eastern Time
N 1	-	Newberry ^{EXHIB}	N/A	W, 90-39
November (6-0)				
N 6	-	Winthrop	ACCNX	W, 78-56
N 10	-	vs. UAB ¹	ESPN+	W, 77-76
N 12	-	vs. Davidson ¹	ESPN2	W, 68-65
N 19	-	Boise State	ACCNX	W, 85-68
N 24	-	Alcorn State	ACCN	W, 90-69
N 28	-	at Alabama ²	ESPN	W, 85-77
December (5-1)				
D 3	-	at Pittsburgh*	ACCN	W, 79-70
D 6	24	South Carolina	ACCN	W, 72-67
D 9	24	vs. TCU ³	FS1	W, 74-66
D 16	13	at Memphis	ESPN+	L, 77-79
D 22	18	Queens	ACCN	W, 109-79
D 29	18	Radford	ACCNX	W, 93-58
January (1-4)				
J 3	16	at Miami (Fla.)*	ESPN	L, 82-95
J 6	16	North Carolina*	ESPN2	L, 55-65
J 10	21	at Virginia Tech*	ESPN2	L, 72-87
J 13	21	Boston College*	ACCN	W, 89-78
J 16	-	Georgia Tech*	ACCN	L, 90-93 (2OT)
J 20	-	at Florida State*	ACCN	4 p.m.
J 27	-	at Duke*	ESPN	4 p.m.
J 30	-	Louisville*	ACCN	9 p.m.
February (0-0)				
F 3	-	Virginia*	ESPN/2	2 p.m.
F 6	-	at North Carolina*	ESPN/2/U	7 p.m.
F 10	-	at Syracuse*	ESPN/2	12 p.m.
F 14	-	Miami (Fla.)*	ESPN/2/U	7 p.m.
F 17	-	NC State*	CW	7:45 p.m.
F 21	-	at Georgia Tech*	ACCN	7 p.m.
F 24	-	Florida State*	CW	7:45 p.m.
F 27	-	Pittsburgh	ACCN	7 p.m.
March (0-0)				
M 2	-	at Notre Dame*	CW	7:45 p.m.
M 5	-	Syracuse*	ESPN/2/U	7 p.m.
M 9	-	at Wake Forest*	ACCN	6 p.m.
M 16-19	-	New York Life ACC Tournament ⁴		

* - ACC contest; Note: Home games in bold; ¹ Asheville Championship (Harrah's Cherokee Center, Asheville, N.C.); ² ACC/SEC Challenge (Coleman Coliseum; Tuscaloosa, Ala.); ³ 2023 Hall of Fame Series (Coca-Cola Coliseum; Toronto, Ontario, Canada); ⁴ ACC Tournament (Capital One Arena; Washington, D.C.)

PRONUNCIATIONS

Jake Heidbreder (HIDE-breeder); Ian Schieffelin (CHEF-lynn);
Asa Thomas (ACE-uh); Bas Leyte (Boz LIGHT-uh); Daniel Nauseef
(NAW-seef); Andrew Latiff (LUH-tiff); Brad Brownell (BROWN-nehl)

TABLE OF CONTENTS

Broadcast Sheet.....	2
Roster.....	3
Head Coach Brad Brownell.....	4
Team Notes.....	5-9
Player Stats/Notes.....	10-17
Miscellaneous Stats.....	18
Superlatives.....	19
Stats.....	20-23
Hall American.....	24

ATHLETIC COMMUNICATIONS

Address: 100 Perimeter Rd., Clemson, SC 29634
Basketball SID: Ben Winterrowd
Email: winterr@clemson.edu
Cell: 630-862-8828
Website: ClemsonTigers.com
Twitter/Instagram: @ClemsonMBB

CLEMSON BASKETBALL HEADLINES

CLEMSON vs. FLORIDA STATE

- Clemson and Florida State will meet for the 84th time in program history. The Tigers have won the last two in the series after sweeping the Seminoles in 2022-23.
- The Tigers posted two 20-point scorers at FSU last season, including Chase Hunter (26) who completed a game-winning 3-point play.

CLEMSON BASKETBALL HEADLINES

- PJ Hall** – The senior center garnered Preseason First Team All-ACC honors.
 - Hall was named to the John R. Wooden Award Preseason Top 50 Watch List and was recently upgraded to the Wooden Award Midseason Top 25 Watch List for his play this season.
 - Named to 2023-24 Lute Olson Midseason Watch List.
 - Hall became just the seventh Tiger to amass 1,300+ points, 500+ rebounds and 100+ blocks in a career (Trevor Booker, Elden Campbell, Dale Davis, Larry Nance, Tree Rollins, Sharonne Wright).
 - 24 20-point games and one 30-point game in his career and 27-straight double-digit scoring games.
 - He is one of two players in America averaging 20.0 points, 7.0 rebounds, 2.0 blocks and 1.5 assists and 30.0+ PER (Zach Edey, Purdue).
 - Fourth double-double of the season against Georgia Tech (1/16) with 31 points and 17 rebounds. 11th career double-double.
 - When PJ Hall scored 31 points against Georgia Tech on Jan. 16, he became the first Clemson center to score at least 30 in a game since Jan. 16, 1991 when Dale Davis scored 32 against Western Carolina. That's right 33 years to the day. Hall's 31 points vs. the Yellow Jackets was the first 30 point game for a Clemson center in an ACC game since Feb. 15, 1987 when Horace Grant scored 30 against Georgia Tech. That's right, the same school.
 - Hall was named ACC Player of the Week (Dec. 4) for his performances at Alabama and Pittsburgh. The first of his career.
 - Scored 17 points and totaled seven rebounds in the championship game against Davidson. Earned Tournament MVP honors.
 - Followed up season opener 20-point performance with 27 points and nine rebounds in a win vs. UAB.
- Joseph Girard III** – Fourth all-time in ACC history for 3-pointers made (347). Passed Duke's Jay Williams at Alabama (11/28), while Jay was on the call for ESPN. Jay is 10th all-time with 313. Posted a season-high 25 points on 7-for-10 shooting and 6-for-9 from three at Pittsburgh (12/3).
 - Season-high 26 points (8-16 FG, 5-11 3FG, 5-6 FT) in a win over Boston College (1/13).
 - Tied career-high with nine rebounds at Memphis (12/16) – had nine rebounds against Notre Dame on 1-22-20.
 - Has five 20-point games this season and made multiple 3-pointers in 11 consecutive games from Nov. 12-Jan 3.
 - Became the seventh player since 1992-93 to achieve 1,900 points, 400 rebounds, 500 assists and 325 threes in a career.
- Ian Schieffelin** – One of nine players in America averaging at least 9.0 points, 9.5 rebounds and 2.0 assists per game (One of just three power conference players and the lone player in the ACC).
 - Had 17 rebounds in Clemson's victory at Pittsburgh on December 3, 2023, the most by a Clemson player under Brad Brownell and the most in any game since Trevor Booker had 17 at East Carolina on December 5, 2007.
 - Schieffelin's 31 rebounds over a two-game period were the most by a Tiger since the 1998-99 season. Tom Wideman had 17 rebounds in an NIT quarterfinal game against Butler on March 18, 1999, then had 15 against Xavier in the NIT semifinals in Madison Square Garden on March 23, 1999.
 - Five double-doubles this season. Eight double-digit rebounding games this season and 10 in his career.
 - First player in the country this season and second player in the ACC since 2013 to post a stat line of 16 points, 11 rebounds, 5 steals and 4 blocks in a single game.
- Two Players Garner 20-Point, 15-Rebound Performances** – PJ Hall and Ian Schieffelin did something that hasn't been done at Clemson since at least the 1996-97 season.
 - Hall posted 31 points and 17 rebounds, while Schieffelin added 20 points and 15 rebounds in a loss to Georgia Tech.
 - It marked the first time a pair of teammates for Clemson have garnered at least 20 points and 15 rebounds in a game and just the third time in Division I that it has occurred since the 1996-97 season, per Stats Perform.

STATISTICAL OUTLOOK

	Clemson	Instagram	Ht.	Wt.	Yr.	Hometown	GP/GS	PPG	RPG	APG	MPG
G 0	Josh Beadle	jbeadle0	6-3.5	180	RSo.	Columbia, S.C.	16/0	2.7	1.2	0.8	10.3
G 1	Chase Hunter	chasehun1er	6-4.5	200	RSr.	Atlanta, Ga.	17/17	11.7	2.5	2.9	31.9
G 2	Dillon Hunter	dillonhunter	6-3.5	187	So.	Atlanta, Ga.	17/0	3.0	2.2	2.1	20.8
G 3	Jake Heidbreder	jakeheidbreder	6-5.5	180	RJr.	Floyds Knobs, Ind.					REDSHIRT
F 4	Ian Schieffelin	ian4schieff	6-8	238	Jr.	Loganville, Ga.	17/17	9.9	9.8	2.2	26.0
F 5	Jack Clark	jack5clark	6-10	207	Gr.	Cheltenham, Pa.	7/3	2.4	2.4	0.6	13.0
F 10	RJ Godfrey	randallgodfreyjr	6-8	228	So.	Suwanee, Ga.	17/0	7.4	3.6	0.9	17.0
G 11	Joseph Girard III	jg3____	6-2	189	Gr.	Glens Falls, N.Y.	17/17	15.2	3.5	3.4	32.4
G 12	Alex Hemenway	alexhemenway	6-4	192	Gr.	Newburgh, Ind.	5/0	5.2	0.6	1.4	15.6
G 13	Andrew Latiff	a.latiff11	6-5	184	Sr.	Clemson, S.C.	3/0	0.7	0.7	0.0	1.9
F 15	Asa Thomas	_asathomas_	6-7	185	Fr.	Lake Forest, Ill.					REDSHIRT
G 20	Matt Kelly	matt.kelly1	6-2	175	Jr.	Charleston, S.C.	3/0	0.0	0.0	0.0	2.3
F 21	Chauncey Wiggins	chauncey.30	6-10.5	210	So.	Grayson, Ga.	17/13	7.6	2.8	0.9	20.6
C 24	PJ Hall	pjhall_24	6-10.5	238	Sr.	Spartanburg, S.C.	17/17	20.1	7.1	1.7	28.7
F 32	Daniel Nauseef	dnauseef	6-7	210	Jr.	Dayton, Ohio	3/0	0.0	1.0	0.0	2.4
F 33	Bas Leyte	basleyte	6-10.5	225	Gr.	Bergen op Zoom, Netherlands	17/0	0.8	0.9	0.3	4.7

0		<div>JOSH BEADLE</div> <div>RSO. • G • 6-3.5 • 180 • COLUMBIA, S.C./CARDINAL NEWMAN</div> <table><tr><th></th><th>MIN</th><th>PTS</th><th>REB</th><th>AST</th><th>FG%</th><th>3FG%</th><th>FT%</th></tr><tr><td>23-24</td><td>10.3</td><td>2.7</td><td>1.2</td><td>0.8</td><td>.514</td><td>.250</td><td>.500</td></tr><tr><td>Career</td><td>12.0</td><td>2.4</td><td>1.1</td><td>0.8</td><td>.413</td><td>.222</td><td>.571</td></tr></table> <div>Season Highs: PTS (8), FG (3), 3FG (1), FT (2), REB (3), AST (3), STL (2)</div>		MIN	PTS	REB	AST	FG%	3FG%	FT%	23-24	10.3	2.7	1.2	0.8	.514	.250	.500	Career	12.0	2.4	1.1	0.8	.413	.222	.571	<div>» Season-high eight points vs. Queens. Then-season high six points in win at Alabama.</div> <div>» Career-high 10 points vs. Florida State (2/15/23); 4-for-6 from the field.</div> <div>» Averaged 16.9 points, 6.2 rebounds, 3.8 assists and 1.4 steals per game as a senior at Cardinal Newman. Eclipsed 1,000 career points.</div> <div>» Won back-to-back SCISA Class 3A Championships and led team in scoring.</div> <div>» Three-time All-Region, All-State, All-Tournament and All-Star player.</div> <div>» Chose Clemson over Wake Forest and VCU.</div>
	MIN	PTS	REB	AST	FG%	3FG%	FT%																				
23-24	10.3	2.7	1.2	0.8	.514	.250	.500																				
Career	12.0	2.4	1.1	0.8	.413	.222	.571																				
1		<div>CHASE HUNTER</div> <div>RSR. • G • 6-4.5 • 200 • ATLANTA, GA./WESTLAKE HS</div> <table><tr><th></th><th>MIN</th><th>PTS</th><th>REB</th><th>AST</th><th>FG%</th><th>3FG%</th><th>FT%</th></tr><tr><td>23-24</td><td>31.9</td><td>11.7</td><td>2.5</td><td>2.9</td><td>.393</td><td>.275</td><td>.870</td></tr><tr><td>Career</td><td>24.5</td><td>8.5</td><td>2.3</td><td>2.5</td><td>.403</td><td>.309</td><td>.793</td></tr></table> <div>Season Highs: PTS (18), REB (6), AST (7), FG (8), 3FG (3), FT (6), STL (2), BLK (1)</div>		MIN	PTS	REB	AST	FG%	3FG%	FT%	23-24	31.9	11.7	2.5	2.9	.393	.275	.870	Career	24.5	8.5	2.3	2.5	.403	.309	.793	<div>» Career high with 26 points vs. The Citadel. Career-high 8 assists vs. Bellarmine (Nov. 18).</div> <div>» Career-high 23 points (7-9 FG) in win at Boston College (Feb. 26). Tied career-high 7 reb.</div> <div>» Scored then-career-high 21 points vs. Wake Forest (2/23/22). Totaled career-best 10 field goals.</div> <div>» Came to Clemson as a four-star prospect and No. 98 overall in 247Sports' Top 100.</div> <div>» Rated the No. 4 player in the state of Georgia and the No. 14 combo guard in the country.</div> <div>» Chose Clemson over Georgia, Virginia, Oklahoma and Michigan State.</div>
	MIN	PTS	REB	AST	FG%	3FG%	FT%																				
23-24	31.9	11.7	2.5	2.9	.393	.275	.870																				
Career	24.5	8.5	2.3	2.5	.403	.309	.793																				
2		<div>DILLON HUNTER</div> <div>SO. • G • 6-3.5 • 187 • ATLANTA, GA./WESTLAKE HS</div> <table><tr><th></th><th>MIN</th><th>PTS</th><th>REB</th><th>AST</th><th>FG%</th><th>3FG%</th><th>FT%</th></tr><tr><td>23-24</td><td>20.8</td><td>3.0</td><td>2.2</td><td>2.1</td><td>.352</td><td>.308</td><td>.556</td></tr><tr><td>Career</td><td>15.0</td><td>1.9</td><td>1.6</td><td>1.5</td><td>.324</td><td>.239</td><td>.583</td></tr></table> <div>Season Highs: PTS (7), FG (3), 3FG (1), FT (2), REB (4), AST (5), STL (2)</div>		MIN	PTS	REB	AST	FG%	3FG%	FT%	23-24	20.8	3.0	2.2	2.1	.352	.308	.556	Career	15.0	1.9	1.6	1.5	.324	.239	.583	<div>» First career start vs. Georgia Tech; Season-high 9 points (3-5 FG) vs. Yellow Jackets.</div> <div>» He is the younger brother of current Tiger Chase Hunter, was ranked No. 64 in the ESPN 100 and rated a four-star prospect.</div> <div>» Hunter chose Clemson over Baylor, Auburn, Florida State, Kentucky, Georgia and Georgia Tech.</div> <div>» "He has excellent vision and a feel for the game, which makes him an outstanding passer and facilitator who complements our other freshmen very well."</div>
	MIN	PTS	REB	AST	FG%	3FG%	FT%																				
23-24	20.8	3.0	2.2	2.1	.352	.308	.556																				
Career	15.0	1.9	1.6	1.5	.324	.239	.583																				
3		<div>JAKE HEIDBREDER (HIDE-BREEDER)</div> <div>RJR. • F • 6-5.5 • 180 • FLOYDS KNOBS, IND./(FLOYDS KNOBS HS/AIR FORCE)</div> <table><tr><th></th><th>MIN</th><th>PTS</th><th>REB</th><th>AST</th><th>FG%</th><th>3FG%</th><th>FT%</th></tr><tr><td>23-24</td><td></td><td></td><td></td><td></td><td></td><td></td><td></td></tr><tr><td>Career</td><td>33.3</td><td>12.9</td><td>3.3</td><td>1.8</td><td>.492</td><td>.391</td><td>.838</td></tr></table> <div>Season Highs:</div>		MIN	PTS	REB	AST	FG%	3FG%	FT%	23-24								Career	33.3	12.9	3.3	1.8	.492	.391	.838	<div>» 2023 All-Mountain West Third Team, 303 points in 2022 was then-Air Force freshman record in Mountain West era (4th all time).</div> <div>» Averaged a team-leading 15.1 points per game last season at Air Force and was fourth in the Mountain West with 75 threes (seventh best in a season at Air Force).</div> <div>» Shooting splits of .483/.399/.867 last season.</div> <div>» Indiana Junior All-Star in high school and scored 1,228 points at Floyd Central H.S.</div> <div>» Three-time First Team All-Hoosier Hills Conference; All-State Honorable Mention by AP</div>
	MIN	PTS	REB	AST	FG%	3FG%	FT%																				
23-24																											
Career	33.3	12.9	3.3	1.8	.492	.391	.838																				
4		<div>IAN SCHIEFFELIN (CHEF-LIN)</div> <div>JR. • F • 6-8 • 238 • LOGANVILLE, GA./GRAYSON HS</div> <table><tr><th></th><th>MIN</th><th>PTS</th><th>REB</th><th>AST</th><th>FG%</th><th>3FG%</th><th>FT%</th></tr><tr><td>23-24</td><td>26.0</td><td>9.9</td><td>9.8</td><td>2.2</td><td>.593</td><td>.563</td><td>.744</td></tr><tr><td>Career</td><td>18.1</td><td>5.5</td><td>4.8</td><td>1.6</td><td>.507</td><td>.390</td><td>.714</td></tr></table> <div>Season Highs: PTS (16), REB (17), FG (7), 3FG (2), FT (6), AST (6), STL (5), BLK (4)</div>		MIN	PTS	REB	AST	FG%	3FG%	FT%	23-24	26.0	9.9	9.8	2.2	.593	.563	.744	Career	18.1	5.5	4.8	1.6	.507	.390	.714	<div>» 16 points, 11 rebounds vs. UNC (1/6); Added career highs in steals (5) and blocks (4).</div> <div>» Career high 17 rebounds in win at Pittsburgh (7-10); Second career double-double vs. S. Car.</div> <div>» Career-high 20 points and 14 rebounds vs. The Citadel (Nov. 7); Career-best 9 off. rebounds.</div> <div>» Averaged 12.0 points, 12.0 rebounds and 3.0 blocks per game as a senior for a top-ranked program in Georgia (Grayson HS). Finished 10th in country and No. 1 among public schools.</div> <div>» Helped lead Grayson to a Region 8-AAAAAAA championship and 25-4 record as a soph.</div> <div>» Chose Clemson over Virginia Tech and Dayton.</div>
	MIN	PTS	REB	AST	FG%	3FG%	FT%																				
23-24	26.0	9.9	9.8	2.2	.593	.563	.744																				
Career	18.1	5.5	4.8	1.6	.507	.390	.714																				
5		<div>JACK CLARK</div> <div>GR. • F • 6-10 • 207 • CHELTENHAM, PA./(CHELTENHAM HS/NC STATE)</div> <table><tr><th></th><th>MIN</th><th>PTS</th><th>REB</th><th>AST</th><th>FG%</th><th>3FG%</th><th>FT%</th></tr><tr><td>23-24</td><td>13.0</td><td>2.4</td><td>2.4</td><td>0.6</td><td>.286</td><td>.231</td><td>.667</td></tr><tr><td>Career</td><td>26.7</td><td>9.9</td><td>5.5</td><td>1.4</td><td>.398</td><td>.298</td><td>.795</td></tr></table> <div>Season Highs: PTS (6), REB (5), AST (2), FG (2), 3FG (2), FT (2), STL (1), BLK (1)</div>		MIN	PTS	REB	AST	FG%	3FG%	FT%	23-24	13.0	2.4	2.4	0.6	.286	.231	.667	Career	26.7	9.9	5.5	1.4	.398	.298	.795	<div>» Offseason transfer from ACC foe NC State.</div> <div>» Overcoming offseason hernia surgery.</div> <div>» Played last season for the Wolpack and his first three seasons at La Salle.</div> <div>» Averaged 9.0 points per game and 6.9 rebounds last season for NC State.</div> <div>» Has played 86 games in his career with 60 starts.</div> <div>» Redshirted the 2019-20 season due to injury.</div>
	MIN	PTS	REB	AST	FG%	3FG%	FT%																				
23-24	13.0	2.4	2.4	0.6	.286	.231	.667																				
Career	26.7	9.9	5.5	1.4	.398	.298	.795																				
10		<div>RJ GODFREY</div> <div>SO. • F • 6-8 • 228 • SUWANEE, GA./NORTH GWINNETT HS</div> <table><tr><th></th><th>MIN</th><th>PTS</th><th>REB</th><th>AST</th><th>FG%</th><th>3FG%</th><th>FT%</th></tr><tr><td>23-24</td><td>17.0</td><td>7.4</td><td>3.6</td><td>0.9</td><td>.66</td><td>.500</td><td>.481</td></tr><tr><td>Career</td><td>12.0</td><td>4.6</td><td>2.6</td><td>0.5</td><td>.619</td><td>.364</td><td>.566</td></tr></table> <div>Season Highs: PTS (19), REB (10), FG (8), 3FG (1), FT (4), AST (2), STL (2), BLK (4)</div>		MIN	PTS	REB	AST	FG%	3FG%	FT%	23-24	17.0	7.4	3.6	0.9	.66	.500	.481	Career	12.0	4.6	2.6	0.5	.619	.364	.566	<div>» Career high 19 points vs. Queens (12/22). Career-best eight made field goals.</div> <div>» Rated as a three-star prospects by 247Sports (#130) and Rivals (#135).</div> <div>» Godfrey averaged 16.0 points, 9.0 rebounds, 4.0 assists and 3.0 blocks per game last season. He is the rated the No. 5 player in the state of Georgia.</div> <div>» His father, Randall Godfrey, is an 11-year NFL veteran who played linebacker for the Dallas Cowboys, Tennessee Titans, Seattle Seahawks, San Diego Chargers and the Washington Commanders.</div> <div>» Godfrey chose Clemson over Ole Miss, Texas Tech, Georgia Tech, Utah and Georgia</div>
	MIN	PTS	REB	AST	FG%	3FG%	FT%																				
23-24	17.0	7.4	3.6	0.9	.66	.500	.481																				
Career	12.0	4.6	2.6	0.5	.619	.364	.566																				
11		<div>JOSEPH GIRARD III</div> <div>GR. • G • 6-2 • 189 • GLENS FALLS, N.Y./(GLENS FALLS/SYRACUSE)</div> <table><tr><th></th><th>MIN</th><th>PTS</th><th>REB</th><th>AST</th><th>FG%</th><th>3FG%</th><th>FT%</th></tr><tr><td>23-24</td><td>32.4</td><td>15.2</td><td>3.5</td><td>3.4</td><td>.429</td><td>.424</td><td>.914</td></tr><tr><td>Career</td><td>32.5</td><td>13.5</td><td>3.0</td><td>3.5</td><td>.383</td><td>.370</td><td>.870</td></tr></table> <div>Season Highs: PTS (25), REB (9), FG (9), 3FG (6), FT (8), AST (6), STL (2), BLK (2)</div>		MIN	PTS	REB	AST	FG%	3FG%	FT%	23-24	32.4	15.2	3.5	3.4	.429	.424	.914	Career	32.5	13.5	3.0	3.5	.383	.370	.870	<div>» Season-high 26 points in win vs. Boston College (8-16 FG, 5-11 3FG, 5-6 FT)</div> <div>» 345 career 3-pointers is fourth all-time in the ACC</div> <div>» 17 points and five assists in Asheville Championship title game against Davidson.</div> <div>» Scored 1,652 points in four seasons at Syracuse with 360 rebounds, 445 assists and 165 steals.</div> <div>» Played in 125 games for the Orange, including 123 starts.</div> <div>» The top returning scorer in the ACC during league play from last year (17.8 points per game).</div>
	MIN	PTS	REB	AST	FG%	3FG%	FT%																				
23-24	32.4	15.2	3.5	3.4	.429	.424	.914																				
Career	32.5	13.5	3.0	3.5	.383	.370	.870																				
12		<div>ALEX HEMENWAY</div> <div>GR. • G • 6-4 • 192 • NEWBURGH, IND./CASTLE HS</div> <table><tr><th></th><th>MIN</th><th>PTS</th><th>REB</th><th>AST</th><th>FG%</th><th>3FG%</th><th>FT%</th></tr><tr><td>23-24</td><td>15.6</td><td>5.2</td><td>0.6</td><td>1.4</td><td>.381</td><td>.421</td><td>.500</td></tr><tr><td>Career</td><td>16.5</td><td>5.3</td><td>1.3</td><td>0.6</td><td>.446</td><td>.429</td><td>.761</td></tr></table> <div>Season Highs: PTS (9), FG (3), 3FG (3), REB (2), AST (3), BLK (1), STL (1)</div>		MIN	PTS	REB	AST	FG%	3FG%	FT%	23-24	15.6	5.2	0.6	1.4	.381	.421	.500	Career	16.5	5.3	1.3	0.6	.446	.429	.761	<div>» As it stands, he ranks fifth all-time in 3-point percentage in school history (42.9%).</div> <div>» 15 points and career-high 3 assists in win over Penn State (Nov. 29).</div> <div>» Finished 5-for-5 from the field and 3-for-3 from three against Loyola Maryland (Nov. 21).</div> <div>» Career-high 18 points (7-9 FG, 4-6 3FG) in 81-70 win over USC Upstate (Nov. 15).</div> <div>» Chose Clemson over Nebraska, Creighton, DePaul and Belmont.</div> <div>» Father, Todd, played high school soccer in Indiana with Head Coach Brad Brownell.</div>
	MIN	PTS	REB	AST	FG%	3FG%	FT%																				
23-24	15.6	5.2	0.6	1.4	.381	.421	.500																				
Career	16.5	5.3	1.3	0.6	.446	.429	.761																				
15		<div>ASA THOMAS (ACE-UH)</div> <div>FR. • F • 6-7 • 185 • LAKE FOREST, ILL./LAKE FOREST HS</div> <table><tr><th></th><th>MIN</th><th>PTS</th><th>REB</th><th>AST</th><th>FG%</th><th>3FG%</th><th>FT%</th></tr><tr><td>23-24</td><td></td><td></td><td></td><td></td><td></td><td></td><td></td></tr><tr><td>Career</td><td>--</td><td>--</td><td>--</td><td>--</td><td>--</td><td>--</td><td>--</td></tr></table> <div>Season Highs:</div>		MIN	PTS	REB	AST	FG%	3FG%	FT%	23-24								Career	--	--	--	--	--	--	--	<div>» Rated a three-star prospect, according to 247Sports and Rivals. Ranked as the eighth-best player in the 2023 class from the state of Illinois.</div> <div>» Scored 1,130 career points at Lake Forest High School, averaging over 17.0 points per game as a senior.</div> <div>» Led the Illinois Wolves (AAU) on the UAA circuit, averaging 15.1 points per game. He was recognized by Synergy Sports as the most offensively efficient player on the UAA 17U circuit.</div> <div>» Chose Clemson over Illinois, Iowa, Wisconsin, Virginia Tech, Marquette and DePaul.</div>
	MIN	PTS	REB	AST	FG%	3FG%	FT%																				
23-24																											
Career	--	--	--	--	--	--	--																				
21		<div>CHAUNCEY WIGGINS</div> <div>SO. • F • 6-10.5 • 210 • GRAYSON, GA./GRAYSON HS</div> <table><tr><th></th><th>MIN</th><th>PTS</th><th>REB</th><th>AST</th><th>FG%</th><th>3FG%</th><th>FT%</th></tr><tr><td>23-24</td><td>20.6</td><td>7.6</td><td>2.8</td><td>0.9</td><td>.480</td><td>.358</td><td>.800</td></tr><tr><td>Career</td><td>13.4</td><td>4.4</td><td>1.6</td><td>0.6</td><td>.468</td><td>.375</td><td>.778</td></tr></table> <div>Season Highs: PTS (19), REB (7), FG (8), 3FG (4), FT (2), AST (3), BLK (2), STL (1)</div>		MIN	PTS	REB	AST	FG%	3FG%	FT%	23-24	20.6	7.6	2.8	0.9	.480	.358	.800	Career	13.4	4.4	1.6	0.6	.468	.375	.778	<div>» Career-high 19 points vs. Memphis (12/16).</div> <div>» Rated a three-star prospect, according to 247Sports and Rivals.</div> <div>» Wiggins averaged 12.1 points, 6.6 rebounds, 2.3 assists, 1.2 steals and 1.8 blocks per game last season for Grayson. He was high school teammates with current Tiger Ian Schieffelin (Loganville, Ga./Grayson). Wiggins is ranked as the fourth-best player in the 2022 class from the state of Georgia and is a Top 150 player according to 247Sports.</div> <div>» Wiggins chose Clemson over NC State, Georgia, South Florida and Maryland.</div>
	MIN	PTS	REB	AST	FG%	3FG%	FT%																				
23-24	20.6	7.6	2.8	0.9	.480	.358	.800																				
Career	13.4	4.4	1.6	0.6	.468	.375	.778																				
24		<div>PJ HALL</div> <div>SR. • C • 6-10.5 • 238 • SPARTANBURG, S.C./DORMAN HS</div> <table><tr><th></th><th>MIN</th><th>PTS</th><th>REB</th><th>AST</th><th>FG%</th><th>3FG%</th><th>FT%</th></tr><tr><td>23-24</td><td>28.7</td><td>20.1</td><td>7.1</td><td>1.7</td><td>.527</td><td>.333</td><td>.797</td></tr><tr><td>Career</td><td>23.1</td><td>13.7</td><td>5.2</td><td>1.1</td><td>.516</td><td>.335</td><td>.785</td></tr></table> <div>Season Highs: PTS (31), REB (17), FG (11), 3FG (3), FT (8), AST (4), STL (3), BLK (4)</div>		MIN	PTS	REB	AST	FG%	3FG%	FT%	23-24	28.7	20.1	7.1	1.7	.527	.333	.797	Career	23.1	13.7	5.2	1.1	.516	.335	.785	<div>» Career highs in points (31) and rebounds (17) vs. Georgia Tech (1/16).</div> <div>» Tournament MVP at 2023 Asheville Championship.</div> <div>» 16th on Clemson scoring list (1,384 points).</div> <div>» Third Team All-ACC in 2022-23.</div> <div>» 2020 No. 1 prospect in the state of South Carolina; ESPN ranked Hall No. 48 in its Top 100.</div> <div>» Highest rated prospect of the Brownell Era and fourth all-time at Clemson (247Sports).</div> <div>» Chose Clemson over Virginia Tech, Florida, Tennessee, Georgia Tech and South Carolina.</div>
	MIN	PTS	REB	AST	FG%	3FG%	FT%																				
23-24	28.7	20.1	7.1	1.7	.527	.333	.797																				
Career	23.1	13.7	5.2	1.1	.516	.335	.785																				
33		<div>BAS LEYTE (BOZ, LIGHT-UH)</div> <div>GR. • F • 6-10.5 • 225 • BERGEN OF ZOOM, NETHERLANDS/(NEW HAMPTON HS/UNCG)</div> <table><tr><th></th><th>MIN</th><th>PTS</th><th>REB</th><th>AST</th><th>FG%</th><th>3FG%</th><th>FT%</th></tr><tr><td>23-24</td><td>4.7</td><td>0.8</td><td>0.9</td><td>0.3</td><td>.625</td><td>.500</td><td>.400</td></tr><tr><td>Career</td><td>14.9</td><td>4.7</td><td>3.1</td><td>0.6</td><td>.504</td><td>.195</td><td>.667</td></tr></table> <div>Season Highs: PTS (3), FG (1), REB (3), AST (2), BLK (1), STL (1)</div>		MIN	PTS	REB	AST	FG%	3FG%	FT%	23-24	4.7	0.8	0.9	0.3	.625	.500	.400	Career	14.9	4.7	3.1	0.6	.504	.195	.667	<div>» Offseason graduate transfer from Southern Conference member UNC Greensboro.</div> <div>» Will serve as primary backup to starting center PJ Hall.</div> <div>» Played in all 32 games last season and made 30 starts.</div> <div>» Averaged 7.6 points and 3.4 rebounds per game last year for UNCG.</div> <div>» Had 13 double-figure scoring games, and scored a season high 16 points against Chattanooga on Feb. 18, 2023. Recorded season-high 10 rebounds against Marshall on Dec. 13, 2022.</div>
	MIN	PTS	REB	AST	FG%	3FG%	FT%																				
23-24	4.7	0.8	0.9	0.3	.625	.500	.400																				
Career	14.9	4.7	3.1	0.6	.504	.195	.667																				

13		ANDREW LATIFF <i>SR. • G • 6-5 • 184 • CLEMSON, S.C.</i> DANIEL HS » First career points vs. Queens (12/22/23). » Promoted undergraduate manager » Team captain and two-year starter in high school	20
32		MATT KELLY <i>JR. • G • 6-2 • 175 • CHARLESTON, S.C.</i> PORTER-GAUD HS » First career points on a layup at North Carolina (Feb. 11, 2023). » Second year in the program.	32
		DANIEL NAUSEEF <i>JR. • F • 6-7 • 210 • DAYTON, OHIO</i> CHAMINADE JULIENNE CATHOLIC » First career points vs. Richmond (Dec. 17, 2022). » Promoted undergraduate manager	

ROSTER

NUMERICAL

No	Name	Pos	Hgt	Wgt	Year	Hometown	Previous School	Pronunciation/Notes
0	Josh Beadle	G	6-3.5	180	RSO.	Columbia, S.C.	Cardinal Newman HS	
1	Chase Hunter	G	6-4.5	200	RSr.	Atlanta, Ga.	Westlake HS	
2	Dillon Hunter	G	6-3.5	187	So.	Atlanta, Ga.	Westlake HS	
3	Jake Heidbreder	G	6-5.5	180	Jr.	Floyds Knobs, Ind.	Floyd Knobs HS/Air Force	HIDE-breeder
4	Ian Schieffelin	F	6-8	238	Jr.	Loganville, Ga.	Grayson HS	CHEF-lynn
5	Jack Clark	F	6-10	207	Gr.	Cheltenham, Pa.	Cheltenham/NC State	
10	RJ Godfrey	F	6-8	228	So.	Suwanee, Ga.	North Gwinnett HS	
11	Joseph Girard III	G	6-2	189	Gr.	Glens Falls, N.Y.	Glens Falls HS/Syracuse	
12	Alex Hemenway	G	6-4	192	Gr.	Newburgh, Ind.	Castle HS	
13	Andrew Latiff	G	6-5	184	Sr.	Clemson, S.C.	Daniel HS	LUH-tiff
15	Asa Thomas	F	6-7	185	Fr.	Lake Forest, Ill.	Lake Forest HS	ACE-uh
20	Matt Kelly	G	6-2	175	Jr.	Charleston, S.C.	Porter-Gaud HS	
21	Chauncey Wiggins	F	6-10.5	210	So.	Grayson, Ga.	Grayson HS	
24	PJ Hall	F	6-10.5	238	Sr.	Spartanburg, S.C.	Dorman HS	
32	Daniel Nauseef	F	6-7	210	Jr.	Dayton, Ohio	Chaminade Julianne Catholic	NAW-seef
33	Bas Leyte	F	6-10.5	225	Gr.	Bergen op Zoom, Netherlands	New Hampton HS/UNCG	BOZ, LIGHT-uh

Head Coach: Brad Brownell

Associate Head Coach: Billy Donlon

Assistant Coaches: Sean Dixon and Dick Bender

Director of Basketball Operations: Andy Assaley

Director of Recruiting: Lucas McKay

Special Assistant to the Head Coach: Jeff Reynolds

Director of Strength & Conditioning: Preston Greene

Director of Player Development: Terrell McIntyre

Sports Medicine: Brad Crowe

Video Coordinator: Aaron Stevens

Nutritionist: Michelle Sweeney

Graduate Manager: Joel Dance and AJ Morris

Undergraduate Managers: Tyler Pepicelli, Conner Pederson, Luke Ferrell, Sebastian Miller, Luke Ciprich, Hayden Johnson, Robert Liollo, Cameron White, Jameson Browne, Ryan Gormley, Farrakhan Jones-James, Will Buchert, Carter Berry



#0 JOSH BEADLE
G • 6-3.5 • 180 • Rfr.
Columbia, S.C.



#1 CHASE HUNTER
G • 6-4.5 • 200 • RSr.
Atlanta, Ga.



#2 DILLON HUNTER
G • 6-3.5 • 187 • So.
Atlanta, Ga.



#3 JAKE HEIDBREDER
G • 6-5.5 • 180 • Jr.
Floyds Knobs, Ind.




#4 IAN SCHIEFFELIN
F • 6-8 • 238 • Jr.
Loganville, Ga.



#5 JACK CLARK
F • 6-10 • 207 • Gr.
Cheltenham, Pa.



#10 RJ GODFREY
F • 6-8 • 228 • So.
Suwanee, Ga.



#11 JOSEPH GIRARD III
G • 6-2 • 189 • Gr.
Glens Falls, N.Y.



#12 ALEX HEMENWAY
G • 6-4 • 192 • Gr.
Newburgh, Ind.



#13 ANDREW LATIFF
G • 6-5 • 184 • Sr.
Clemson, S.C.



#15 ASA THOMAS
F • 6-7 • 185 • Fr.
Lake Forest, Ill.




#20 MATT KELLY
G • 6-2 • 175 • Jr.
Charleston, S.C.




#21 CHAUNCEY WIGGINS
F • 6-10.5 • 210 • So.
Grayson, Ga.



#24 PJ HALL
C • 6-10.5 • 238 • Sr.
Spartanburg, S.C.



#32 DANIEL NAUSEEF
F • 6-7 • 210 • Jr.
Dayton, Ohio



#33 BAS LEYTE
F • 6-10.5 • 225 • Gr.
Beren op Zoom, Netherlands



BRAD BROWNELL
Head Coach
14th Season



BILLY DONLON
Associate Head Coach
2nd Season



SEAN DIXON
Assistant Coach
2nd Season



DICK BENDER
Assistant Coach
12th Season*



ANDY ASSALEY
Operations
2nd Season



LUCAS MCKAY
Recruiting
11th Season*



PRESTON GREENE
Strength and Conditioning
3rd Season*



TERRELL MCINTYRE
Player Development
7th Season



BRAD CROWE
Sports Medicine
8th Season



AARON STEVENS
Video Coordinator
2nd Season



MICHELLE SWEENEY
Nutrition
3rd Season



JOEL DANCE
Graduate Manager
1st Season



AJ MORRIS
Graduate Manager
2nd Season

* — denotes multiple stints served on full-time staff for Clemson Basketball

HEAD COACH BRAD BROWNELL



(Clicking on Coach Brownell's headshot will take you to his online bio)

CAREER RECORDS

Overall Record: 420-267
Conference Games (regular season career): 220-162
Non-Conference Games (at Clemson): 127-48
ACC Tournament: 7-12
NCAA Tournament (career): 3-6
Overtime Games (at Clemson): 14-8
NIT (career): 4-4

CAREER RECORDS (ACC PLAY)

Overall Record (Regular Season): 119-121
Overall Record (inc. postseason): 126-133
ACC Tournament: 6-11

ALL-TIME WINNINGEST COACHES

1.	Brad Brownell (2010-present)	253-182
2.	Cliff Ellis (1985-94)	177-128
3.	Bill Foster (1975-84)	156-106
4.	Oliver Purnell (2003-10)	138-88
5.	Joe Davis (1932-40)	101-86

CAREER COACHING RECORDS

Season Victories: 25
Cliff Ellis, 1986-87
Oliver Purnell, 2006-07
Brad Brownell, 2017-18

Home Victories
169, Brad Brownell (169-55), 2010-23

ACC Season Victories
14, Brad Brownell, 2022-23

ACC Home Victories
9, Brad Brownell, 2022-23

ACC Regular Season Career Victories
119, Brad Brownell (119-121), 2010-23

Overall Wins vs. ACC Teams
126, Brad Brownell (126-133), 2010-23

Overall Winning Percentage
vs. ACC Teams: .486, Brad Brownell (126-133), 2010-23

Overall ACC Home Winning Percentage
.678, Brad Brownell (82-39), 2010-23

ABOUT BRAD BROWNELL

Born November 15, 1968
Hometown Evansville, Indiana
High School Harrison High School
Degree DePauw University (1991); history
Master's University of Indianapolis (1994); history

FAMILY

Wife Paula
Daughter Abby
Daughter Kate

COACHING EXPERIENCE

Years	School, Position
1991-92	Evansville, graduate assistant
1992-94	Indianapolis; assistant coach
1994-2002	UNC Wilmington, assistant coach
2002-06	UNC Wilmington, head coach
2006-10	Wright State, head coach
2010-pres.	Clemson, head coach

PLAYING EXPERIENCE

Years	
1988-91	DePauw University (Ranks seventh in school history in career assists - 332; 15th in steals - 102; 17th in free throw percentage - .782)
1989-90 Season	.899 free throw percentage; 132 assists, 47 steals (all top 10 single season; 2nd in FT, 10th in AST, 9th in STL)

COACHING HONORS

2003	Colonial Athletic Association Coach of the Year
2006	Colonial Athletic Association Coach of the Year
2008	Horizon League Coach of the Year
2018	Sports Illustrated College Basketball Coach of the Year

COACHING TREE

Zavier Anderson (Assistant coach at Florida International)
Nick Bowman (Assistant coach at New Orleans)
Matt Bucklin (Assistant coach at James Madison)
Tee Butters (Assistant coach at Arkansas State)
Kylen Butler (Assistant coach at Eastern Illinois)
Mark Byington (Head coach at James Madison)
Austin Claunich (Assistant coach at Alabama)
Aaron Coombs (Head coach at Georgia Southwestern State)
Billy Donlon (Associate head coach at Clemson)
Jimmy Garrity (Head women's coach at Wofford)
Earl Grant (Head coach at Boston College)
Marty McGillan (Assistant coach at Longwood)
Riley McGillan (Assistant coach at Lenoir-Rhyne)
Lucas McKay (Director of recruiting at Clemson)
Rick Ray (Assistant coach at Colorado)
Richie Riley (Head coach at South Alabama)
Tanner Smith (Assistant coach at Appalachian State)
Aaron Stevens (Video coordinator at Clemson)

NBA DRAFT PICKS UNDER BROWNELL

2014	KJ McDaniels, 32nd to Philadelphia
2017	Jaron Blossomgame, 59th to San Antonio
2023	Hunter Tyson, 37th to Denver

BROWNELL'S YEAR-BY-YEAR HEAD COACHING RECORD

YEAR	SCHOOL	OVERALL	.PCT	CONF.	POSTSEASON
2002-03	UNC Wilmington	24-7	.744	15-3	NCAA, 1st round
2003-04	UNC Wilmington	15-15	.500	9-9	
2004-05	UNC Wilmington	19-10	.655	13-5	
2005-06	UNC Wilmington	25-8	.758	15-3	NCAA, 1st round
2006-07	Wright State	23-10	.697	13-3	NCAA, 1st round
2007-08	Wright State	21-10	.677	12-6	
2008-09	Wright State	20-13	.606	12-6	
2009-10	Wright State	20-12	.625	12-6	
2010-11	Clemson	22-12	.647	9-7	NCAA, 2nd round
2011-12	Clemson	16-15	.516	8-8	
2012-13	Clemson	13-18	.419	5-13	
2013-14	Clemson	23-13	.639	10-8	NIT, Semifinals
2014-15	Clemson	16-15	.516	8-10	
2015-16	Clemson	17-14	.548	10-8	
2016-17	Clemson	17-16	.515	6-12	NIT, 1st Round
2017-18	Clemson	25-10	.714	11-7	NCAA, Sweet 16
2018-19	Clemson	20-14	.588	9-9	NIT, 2nd Round
2019-20	Clemson	16-15	.516	9-11	No Postseason Due to COVID-19
2020-21	Clemson	16-8	.667	10-6	NCAA, 1st Round
2021-22	Clemson	17-16	.515	8-12	
2022-23	Clemson	23-11	.676	14-6	NIT, 1st Round
2023-24	Clemson	12-5	.706	2-4	

HEAD COACHING SUMMARY

at UNC Wilmington	83-40	.675	52-20
at Wright State	84-45	.651	49-21
at Clemson	253-182	.582	119-121
TOTALS	420-267	.611	220-162

NOTE: Conference record is regular season only.



NOTES

CLEMSONGRIT

Program Definition: Passion and perseverance toward a long-term goal.

Culture of Commitment: Integrity, Work Ethic, Sacrifice

» Instituted in 2016-17, the program embodies a workman-like culture and blue collar work ethic.

"Grit, passion and perseverance toward a long-term goal and that can be applied to many things. It's not just about a season. It might be a college career. It might be a professional career. It might be graduating from college. It can pertain to just about anything. You need to have tremendous passion for something in your life if you want to be successful." - Head Coach Brad Brownell

SERIES HISTORY VS. FLORIDA STATE

- Clemson and Florida State will meet for the 84th time in program history. Clemson trails the series 37-46.
- The Tigers have won the last two in the series after sweeping the Seminoles in 2022-23.
- The Tigers posted two 20-point scorers at FSU last season, including Chase Hunter (26) who completed a game-winning 3-point play.

CLEMSON RANKS SIXTH IN ACC IN WINS OVER LAST 6+ SEASONS

- Head Coach Brad Brownell has led the Tigers to the sixth-most overall wins amongst ACC teams since 2017-18.
- The Tigers have won 63 games in the league, which ranks fifth in that same time frame.

MOST WINS SINCE 2017-18 (AS OF 1/18/24; ORDERED BY ACC WINS)

Rk	Team	2023-24	ACC	Overall	ACC
1.	Virginia	12-5	3-3	164-47	91-28
2.	Duke	13-3	4-1	171-50	83-34
3.	North Carolina	14-3	6-0	150-74	75-43
4.	Florida State	11-6	5-1	133-75	71-46
5.	Clemson	12-5	2-4	129-79	63-55
6.	NC State	13-4	5-1	126-82	60-59
7.	Virginia Tech	10-7	2-4	131-79	59-56
8.	Miami	12-5	3-3	128-86	59-62
9.	Syracuse	12-5	3-3	124-88	59-59
10.	Louisville	6-11	1-5	102-100	51-64
11.	Notre Dame	7-11	2-5	108-104	48-73
12.	Georgia Tech	9-8	2-4	97-106	46-72
13.	Wake Forest	12-5	4-2	97-103	44-76
14.	Boston College	11-6	2-4	89-111	38-77
15.	Pittsburgh	10-7	1-5	93-113	36-83

GAMES IN WHICH TWO PLAYERS GARNER 20-POINT, 15-REBOUND PERFORMANCES

- PJ Hall and Ian Schieffelin did something that hasn't been done at Clemson since at least the 1996-97 season.
- Hall posted 31 points and 17 rebounds, while Schieffelin added 20 points and 15 rebounds in a loss to Georgia Tech.
- It marked the first time a pair of teammates for Clemson have garnered at least 20 points and 15 rebounds in a game and just the third time in Division I that it has occurred since the 1996-97 season, per Stats Perform.

GAMES TWO TEAMMATES HAVE HAD 20-POINT, 15-REBOUND PERFORMANCES (DIVISION I SINCE 1996-97)

Date	Player, Team	Opponent	Pts.	Reb.
1-16-24	PJ Hall, Clemson	Georgia Tech	31	17
	Ian Schieffelin, Clemson		20	15
12-19-09	Damion Jones, Texas	North Carolina	25	15
	Dexter Pittman, Texas		23	15
3-20-05	Sean May, UNC	Iowa State	24	17
	Marvin Williams, UNC		20	15

TIGERS SET RECORD FOR HAVING MORE ASSISTS THAN TURNOVERS IN EVERY GAME THIS SEASON

- Clemson's streak of 17 consecutive games with more assists than turnovers is the longest for a Clemson in history. The previous best for a Tiger team was the 1982-83 season when then Head Coach Bill Foster's Tigers had a streak of 13 consecutive games. That streak took place from the Jan. 24, 1983 Georgia Tech game through the March 5, 1983 Illinois-Chicago game.
- There has been just one other streak of seven games over the last 40 years and that came in 1983-84 when Clemson had a seven-game streak. The Tigers led the nation in assists per game that year with 20.39.

- Clemson has 268 assists and 173 turnovers so far this season for a 1.55 ratio. That is ahead of the Clemson single season record of 1.48 set during the 1980-81 season. Clemson is averaging 15.8 assists per game, the most on a per game basis since the 1989-90 Clemson team averaged 17.2 per contest.

GAMES CLEMSON HAS POSTED TWO 25+ POINT SCORERS

- Clemson's PJ Hall (26) and Joseph Girard III (26) each posted over 25 points in the Tigers' 89-78 win over Boston College (1/13).
- It was the first time since Jan. 28, 2023 that two players for Clemson have had 25 or more points in a game. Hunter Tyson (27) and Chase Hunter (26).
- Since 1996-97 it has only happened three times in program history, per Stats Perform.

GAMES CLEMSON HAS HAD TWO 25+ POINT SCORERS (SINCE 1996-97)

Date	Opponent	Player	Points
1-13-24	Boston College	PJ Hall	26
		Joseph Girard III	26
1-28-23	at Florida State	Hunter Tyson	27
		Chase Hunter	26
2-13-02	Wake Forest	Edward Scott	30
		Tony Stockman	30

CLEMSON IS NO. 38 IN THIS WEEK'S NET RANKINGS

- Clemson is ranked No. 38 in the nation in the latest NET rankings. Clemson is the third-highest ranked ACC team in the NET.
- Clemson is 2-4 in Quad 1 games and is tied for second among ACC teams with three Quad 1 wins (North Carolina - 5).
- Clemson is No. 18 in RPI and has the No. 24 NET strength of schedule in the country.

GAMES A PLAYER HAS POSTED AT LEAST 15 POINTS, 10 REBOUNDS, 4 STEALS AND BLOCKS IN A GAME

- Clemson's Ian Schieffelin is the first Tiger to post a stat line of at least 15 points, 10 rebounds, four steals and four blocks in a single game dating back to the 1996-97 season.
- Furthermore, he is just the 10th player in the ACC to do so in that same time span, per Stats Perform.
- The last Tiger player that had at least 16 points, 11 rebounds, four steals and four blocks in a game was Sharone Wright who had 21 points, 13 rebounds, four steals and six blocks on 12-30-92 against Mercer.

GAMES A PLAYER HAS TOLEATED AT LEAST 15 POINTS, 10 REBOUNDS, 4 STEALS AND 4 BLOCKS IN A GAME (SINCE 1996-97, ACC PLAYERS)

Date	Name, School	Opponent	Pts	Reb	Stl	Blk
1-6-24	Ian Schieffelin, Clemson	North Carolina	16	11	5	4
11-19-17	Ben Lammers, GT	Boston College	19	13	4	8
3-17-17	Jayson Tatum, Duke	Troy	18	12	4	4
2-3-15	Rakeem Christmas, SU	Virginia Tech	15	12	4	5
12-21-13	J.P. Tokoto, UNC	Davidson	22	11	5	4
11-14-10	Chris Singleton, FSU	UNCG	22	11	10	4
12-6-08	Alade Aminu, GT	Vanderbilt	16	11	4	4
2-4-06	Shelden Williams, Duke	FSU	27	13	4	4
11-22-02	Travis Watson, UVA	LIU	26	13	4	4
3-4-01	Shane Battier, Duke	UNC	25	11	4	5

CLEMSON HELD RADFORD TO JUST 13 TOTAL REBOUNDS

- In Clemson's victory over Radford, the Tigers held the Highlanders to just 13 total rebounds and outrebounded them overall by 32 (45-13).
- The +32 rebounding was tied for the fourth-best in a single game in program history.
- The 13 rebounds allowed were the lowest by the program since Dec. 29, 2007 when the Tigers allowed 11 to Samford in a 78-45 win.
- Note that the date was exactly 16 years ago to the day and it was a 30-point victory that also moved a Clemson team to 11-1 before the New Year.

CLEMSON TEAM GAME BEST REBOUND MARGIN

No.	CU-Opp	Site-Opponent	Date
+43	71-28	H-West Virginia Tech	12-16-1980
+39	65-26	H-Georgia	1-3-1963
+34	64-30	H-Duke	2-15-1975
+32	45-13	H-Radford	12-29-2023
+32	54-22	H-Wake Forest	1-6-1986

OPPONENTS WITH 13 REBOUNDS OR LESS IN A GAME (LAST 45 SEASONS)

Date	Site-Opponent	Off. Reb. Total Reb
12-29-23	H-Radford	2-13
12-29-07	H-Samford	2-11
12-19-81	N-Mississippi State	N/A-12

QUICK FACTS - CLEMSON

Nickname	Tigers
Location	Clemson, S.C. 29633
Colors	Tiger Orange and Regalia
Founded	1889
Enrollment	27,341
President	Dr. James P. Clements (Maryland-Baltimore County '86)
Director of Athletics	Graham Neff (Georgia Tech '06)
Conference	Atlantic Coast Conference
Facility (Capacity)	Littlejohn Coliseum (9,000)
Year Opened	1968 (Renovated 2015-16)
Record at Facility	597-211
Record Crowd	13,863 (Jan. 9, 1980 vs. Duke)
Head Coach	Brad Brownell (DePauw '91)
Years as full-time college coach (inc. GA)	33
Winning seasons (HC & Asst. & GA)	27
Record as a head coach	420-267
Record at Clemson	253-182
First Year of Basketball	1911-12
Seasons of Basketball	112
Overall Record	1413-1362-1

OFFENSIVE ONSLAUGHT VS. QUEENS

- Clemson turned it up more than it has in a long time offensively in a 109-79 win over Queens (12/22/23).
- Clemson tied a school record with 69 first half points. The Tigers previously had 69 in the first half against Boston College on 12-28-76.
- It was the third-highest scoring half in Clemson history. The record is 72.
- Clemson's 109 points was the most in the Brownell Era and the most in a game since 118 in a triple OT win vs. Wake Forest on 2-13-02. It was the most in regulation since 120 at Charleston Southern on 12/1/93.
- In the first half, Clemson shot 71.1 percent — a new high mark in the Brownell Era.

CLEMSON GOT OFF TO BEST START SINCE 2008-09

- Clemson won its first nine games before a loss at Memphis, its best start under Brad Brownell and its best start since beginning 16-0 in 2008-09. Clemson had such a strong start and had played just four of the nine games at home. The Tigers were 4-0 at home, 2-0 on the opponent's home court and 3-0 at neutral sites, including the Dec. 9 win over TCU in Toronto during that stretch.
- This marked the 12th start of 9-0 or better in Clemson history, but just the fourth time Clemson has done it by playing just four games or fewer at home. Clemson won its first nine games in 2008-09 and did it by going 4-0 at home, 2-0 on the road and 3-0 at neutral site, the exact same W-L line as this year.
- Clemson went 17-0 to start 2006-07 and had a 4-0 mark at home, 3-0 on the road and 2-0 at neutral site in this first nine games. Back in 1934-35 the Tigers started 9-0 and six of the nine wins were on the road. That Clemson team finished 15-3.

CLEMSON'S BEST STARTS TO A SEASON

Year	Start	Final Record
1986-87	17-0	25-6, NCAA First Round
2006-07	17-0	25-11, NIT Championship Game
2008-09	16-0	23-9, NCAA First Round
1985-86	11-0	19-15, NIT Quarterfinals
1995-96	11-0	18-11, NCAA First Round
1994-95	10-0	15-13, NIT First Round
2007-08	10-0	24-10, NCAA First Round
1934-35	9-0	15-3, No Postseason
1978-79	9-0	19-10, NIT Second Round
1992-93	9-0	17-13, NIT Second Round
2002-03	9-0	15-13, No Postseason
2023-24	9-0	---

CLEMSON WINS OUTSIDE THE UNITED STATES AGAINST TCU

- Clemson played its first ever game in Canada and beat TCU, 74-66, on December 9 in Toronto. It was Clemson's first regular season game outside the U.S. since November 21, 2018 when the Tigers played the third of three games against Creighton in the championship game of a tournament in the Cayman Islands.
- Overall, Clemson is now 20-9 in games outside the United States. The first took place in the season opener of the 1987-88 season when the Tigers defeated Oregon State, 69-54 in Taiwan. Clemson played just one official game on that trip, but also had two exhibition games against foreign teams.
- Brad Brownell has a 7-3 record in games played outside the United States. He also has taken two Clemson teams to the Virgin Islands.

NOTES

CLEMSON REGULAR SEASON GAMES OUTSIDE UNITED STATES (20-9)

Date	Opponent	Site	W-L	Score
12-9-23	TCU	Toronto, Canada	W	74-66
11-21-18	Creighton	Cayman Islands	L	82-87
11-20-18	Georgia	Cayman Islands	W	64-49
11-19-18	Akron	Cayman Islands	W	72-69
11-24-14	LSU	Virgin Islands	W	64-61
11-22-14	Nevada	Virgin Islands	W	59-50
11-21-14	Gardner-Webb	Virgin Islands	L	70-72
11-22-10	Seton Hall	Virgin Islands	W	64-58 (OT)
11-21-10	Old Dominion	Virgin Islands	L	60-61
11-19-10	Long Beach State	Virgin Islands	W	69-55
12-22-07	Ole Miss	Puerto Rico	L	82-85
12-21-07	DePaul	Puerto Rico	W	90-74
12-20-07	Puerto Rico-Mayaguez	Puerto Rico	W	90-73
12-21-05	Akron	Puerto Rico	W	66-69
12-20-05	Holy Cross	Puerto Rico	W	71-48
12-19-05	Puerto Rico-Mayaguez	Puerto Rico	W	101-60
11-20-01	Miami (Fla.)	Virgin Islands	L	65-67
11-19-01	La Salle	Virgin Islands	W	81-69
11-17-01	Morris Brown	Virgin Islands	W	70-57
12-22-00	Washington	Puerto Rico	L	76-77 (OT)
12-21-00	Cincinnati	Puerto Rico	L	80-88
12-20-00	Florida Atlantic	Puerto Rico	W	94-81
12-1-96	Minnesota	Puerto Rico	L	65-75
11-30-96	Missouri	Puerto Rico	W	47-45
11-29-96	Delaware	Puerto Rico	W	78-71
11-28-89	Alabama	Puerto Rico	L	48-57
11-26-89	Stetson	Puerto Rico	W	74-61
11-24-89	American-PR	Puerto Rico	W	87-73
11-27-87	Oregon State	Taiwan	W	69-54

SCHIEFFELIN PULLS IN 17 REBOUNDS AT PITTSBURGH - MOST BY A TIGER IN ALMOST 16 YEARS

- Clemson forward Ian Schieffelin had 17 rebounds in Clemson's victory at Pittsburgh on December 3, 2023, the most by a Clemson player under Brad Brownell and the most in any game since Trevor Booker had 17 at East Carolina on December 5, 2007.
- Schieffelin had a 14-rebound effort at Alabama the previous game on November 28. Those two individual efforts were big reasons Clemson won at Alabama and Pittsburgh and allowed the Tigers to stay even on the boards at Alabama and +7 at Pittsburgh. Alabama and Pittsburgh were both among the top 25 teams in the nation in rebounding with margins of at least +10 rebounds per game entering those contests.
- Schieffelin's 31 rebounds over a two-game period were the most by a Tiger since the 1998-99 season. Tom Wideman had 17 rebounds in an NIT quarterfinal game against Butler on March 18, 1999, then had 15 against Xavier in the NIT semifinals in Madison Square Garden on March 23, 1999.

TIGERS POST CONSECUTIVE ROAD WINS

- Clemson posted consecutive road victories, 85-77 at Alabama (Nov. 28) and 79-70 at Pittsburgh (Dec. 3) in the ACC opener. This marks the first time since November 29-December 2, 2006 that Clemson has recorded road wins over Power 6 Conference schools by at least eight points in the same week.
- The last time it happened the Tigers won at Miami (Fla.) on November 29, 2006 by a 90-68 score, then defeated South Carolina in Columbia on December 2, 2006 by a 74-53 count.
- Last year on Jan 4-7, Clemson defeated Virginia Tech (68-65) and Pittsburgh (75-74) in consecutive road games, but obviously those game were much closer.

SNAPPING STREAKS

- The win over Alabama snapped its 19-game home winning streak and also its 18-game non-conference opponent home winning streak.
- The Tigers improved to 6-0 with the victory –the program's best start since beginning the 2008-09 season 16-0.

CLEMSON'S SECOND NON-CONFERENCE TOP-25 ROAD WIN IN PROGRAM HISTORY

- Clemson's win over No. 23 Alabama (11/28) was the program's second non-conference ranked true road win in program history.
- The Tigers overcame a 53-46 deficit in the second half, thanks to a 13-0 run and beat the Crimson Tide 85-77 to win its first-ever game in the ACC/SEC Challenge.
- Head Coach Brad Brownell has both of Clemson's victories on the road against Top-25 non-conference opponents.

CLEMSON'S RANKED NON-CON TRUE ROAD VICTORIES

Date	Location	AP (CU/Opp)	W/L	Score
11-28-23	Tuscaloosa, Ala.	NR/23	W	85-77
12-21-16	Columbia, S.C.	NR/22	W	62-60

REGULAR SEASON TOURNAMENTS UNDER BROWNELL

- Since the 2010-11 season, Clemson is 21-16 in regular season tournaments, including wins over UAB and Davidson in this year's 2023 Asheville Championship.
- PJ Hall was named Tournament MVP of the Asheville Championship.
- Clemson defeated Mississippi State and Purdue in the 2020 Space Coast Challenge to clinch the tournament championship.

CLEMSON REGULAR SEASON TOURNAMENT CHAMPIONSHIPS

- The Tigers have won 29 regular season championships in history.
- The 2023 Asheville Championship marks the second won by Head Coach Brad Brownell at Clemson.

CLEMSON REGULAR SEASON TOURNAMENT CHAMPIONSHIPS

Year	Tournament	Site	Victories
2023-24	Asheville Champ.	Asheville, N.C.	UAB, Davidson
2020-21	Space Coast	Melbourne, Fla.	Miss. St., Purdue
2008-09	Charleston Classic	Charleston, S.C.	Hofstra, TCU, Temple
2006-07	Cox Comm. Classic	Norfolk, Va.	A-State, Monmouth
2005-06	San Juan Shootout	San Juan, P.R.	PR-Mayaguez, Holy Cross, Akron
1990-91	FIU Invite	Miami, Fla.	Coppin St., Fla. Atlantic
1986-87	Hawaii Pacific Inv.	Honolulu, Hawaii	Fordham, Hawaii, Pacific
1986-87	TCBY Invite	Little Rock, Ark.	Delaware St., UALR
1986-87	IPATAY Invite	Clemson, S.C.	Georgia St., Boston U.
1985-86	IPATAY Invite	Clemson, S.C.	ETSU, South Fla.
1984-85	Music City Invite	Nashville, Tenn.	UMass, Vandy
1984-85	IPATAY Invite	Clemson, S.C.	Campbell, South Fla.
1983-84	IPATAY Invite	Clemson, S.C.	Marquette, Furman
1981-82	IPATAY Invite	Clemson, S.C.	Bowling Green, Stetson
1980-81	Rainbow Classic	Honolulu, Hawaii	La. Tech, Indiana, Hawaii
1980-81	IPATAY Invite	Clemson, S.C.	Cornell, Fairfield
1979-80	IPATAY Invite	Clemson, S.C.	Siena, MTSU
1978-79	Sun Bowl	El Paso, Texas	UTEP, Texas Tech
1978-79	IPATAY Invite	Clemson, S.C.	Brown, Kent State
1977-78	Charleston Invite	Charleston, S.C.	Catholic, Canisius
1977-78	IPATAY Invite	Clemson, S.C.	TCU, Rhode Island
1976-77	IPATAY Invite	Clemson, S.C.	Yale, Florida State
1975-76	Charlotte Invite	Charlotte, N.C.	BC, Davidson
1973-74	Poinsettia Classic	Greenville, S.C.	Delaware, Furman
1973-74	IPATAY Invitational	Clemson, S.C.	Auburn, St. John's
1971-72	Poinsettia Classic	Greenville, S.C.	Holy Cross, Auburn
1966-67	Poinsettia Classic	Greenville, S.C.	LSU, Furman
1965-66	Poinsettia Classic	Greenville, S.C.	Ole Miss, Manhattan
1955-56	Gator Bowl	Jacksonville, Fla.	LSU, South Carolina

LARGEST COMEBACK VICTORIES IN PROGRAM HISTORY

- Clemson was down 23-5 in the 2023 Asheville Championship game to Davidson, before engineering an 18-2 run to get back into the game.
- From that point, 23-5, the Tigers outscored the Wildcats by 21 to win 68-65.
- It tied for the fifth-largest comeback in program history and the second largest under Head Coach Brad Brownell.
- The Tigers overcame a 19-point deficit to NC State (31-12) to win 60-50 on Jan. 25, 2011.

CLEMSON'S LARGEST COMEBACK VICTORIES IN PROGRAM HISTORY (RANKED LARGEST TO SMALLEST)

Date	Opponent	Deficit	Final Score
3-2-08	at Maryland	20 (59-39)	73-70
12-9-78	The Citadel	20 (26-6)	71-58
1-25-11	NC State	19 (31-12)	60-50
3-17-90	vs. La Salle	19 (41-22)	79-75
11-12-23	Davidson	18 (23-5)	68-65
12-30-01	Coastal Carolina	18 (37-19)	81-68

CLEMSON HAS OVERCOME HALFTIME DEFICIT 22 TIMES SINCE 2019-20

- Clemson overcame its first halftime deficit of the year and managed to come back and win the game over UAB (11/10).
- The Tigers trailed by three at the break and by a game-high nine points with 7:01 remaining before a 14-0 run put the Tigers in position to win. Clemson would close it out 77-76 on late free throws by Chase Hunter.
- In as many games, the Tigers overcome a second halftime deficit in the championship game against Davidson of the 2023 Asheville Championship.
- Clemson trailed Davidson 23-5, but used an 18-2 run to close the gap and outscored the Wildcats by 21 points the rest of the way to win by three.

BRAD BROWNELL VS. 2023-24 OPPONENTS

Opponent	at Clemson	Overall
Alabama	3-1	3-1
Alcorn State	0-0	1-0
Boise State	1-0	1-0
Boston College	13-5	13-5
Davidson	3-0	3-0
Duke	4-13	4-13
Florida State	11-17	11-17
Georgia Tech	20-9	20-9
Louisville	5-6	5-6
Memphis	0-1	0-1
Miami (Fla.)	7-11	7-11
North Carolina	3-14	3-16
NC State	12-9	12-10
Notre Dame	3-8	3-8
Pittsburgh	11-2	11-2
Queens	1-0	1-0
Radford	2-0	2-0
South Carolina	7-6	7-6
Syracuse	6-6	6-6
TCU	2-0	2-0
UAB	2-0	2-0
Virginia	3-16	3-16
Virginia Tech	9-12	9-12
Wake Forest	15-3	15-4
Winthrop	2-1	2-1

CLEMSON VS. 2023-24 OPPONENTS

Opponent	Overall
Alabama	8-4
Alcorn State	1-0
Boise State	1-0
Boston College	21-9
Davidson	26-18
Duke	33-112
Florida State	37-46
Georgia Tech	76-68
Louisville	5-9
Memphis	0-1
Miami (Fla.)	16-17
North Carolina	23-136
NC State	58-105
Notre Dame	3-8
Pittsburgh	11-3
Queens	1-0
Radford	5-0
South Carolina	81-92
Syracuse	8-6
TCU	4-0
UAB	2-2
Virginia	54-81
Virginia Tech	19-24
Wake Forest	67-101
Winthrop	10-2

- The Tigers trailed the Gamecocks by seven (30-23) for its third halftime deficit overcome to win this season.
- It was the largest halftime deficit overcome by Clemson in series history against South Carolina to win. The previous high was five (25-20) and won 55-52 on Feb. 1, 1992.

CLEMSON BASKETBALL WINS ON SAME DAY AS CLEMSON FOOTBALL

- With Clemson's victory over Kentucky in the Gator Bowl and its win over Radford, it marked the eighth day in history that Clemson has won a football game and a men's basketball game on the same day. It is the first time it has happened since New Year's Eve 2016 when Clemson beat Ohio State in the College Football Playoff semifinal in Arizona and won a basketball game at Clemson against Western Carolina.
- It marks just the third time Clemson has won a bowl game and a men's basketball game in the same day. In addition to the aforementioned 12-31-16 date, Clemson beat Ohio State in the 1978 Gator Bowl and beat Texas Tech to win the Sun Bowl Carnival in El Paso on the same day. Those two games ended just minutes apart.



NOTES

LITTLEJOHN COLISEUM

First Game: Nov. 30, 1968 (Clemson 76, Georgia Tech 72)
Games: 814
Overall Record: 601-213 (.738)
Non-Conference: 367-44 (.893) | **ACC:** 235-169 (.582)
Brownell Era: 153-51 (.750) | **Non-Con:** 78-12 (.867) | **ACC:** 75-37 (.670)
Total Attendance (Avg.): 6,565,543 (8,066)
Total Attendance (Avg. Minus COVID-19): 6,543,940 (8,160)
Most Wins / Season: 16 (2006-07; 2013-14)

LITTLEJOHN COLISEUM HOME RECORD

Year	Overall	Pct.	Attn.	Avg.
1968-69	4-7	.364	55,150	5,014
1969-70	6-5	.546	50,877	4,625
1970-71	8-4	.667	63,488	5,291
1971-72	6-4	.600	81,278	8,128
1972-73	9-2	.818	85,750	7,795
1973-74	9-4	.692	103,519	7,963
1974-75	11-1	.917	113,515	9,460
1975-76	8-5	.615	107,220	8,248
1976-77	13-2	.867	134,841	8,883
1977-78	10-5	.667	138,115	9,208
1978-79	13-3	.813	144,535	9,033
1979-80	15-0	1.000	130,900	8,727
1980-81	12-4	.750	145,792	9,112
1981-82	11-5	.688	139,731	8,733
1982-83	9-7	.563	131,063	8,191
1983-84	11-5	.688	129,600	8,100
1984-85	12-4	.750	130,136	8,134
1985-86	14-5	.737	144,699	7,616
1986-87	15-2	.882	142,274	7,328
1987-88	12-4	.750	117,250	7,328
1988-89	13-1	.929	114,123	8,151
1989-90	14-0	1.000	122,540	8,753
1990-91	9-7	.563	121,314	7,582
1991-92	12-4	.750	114,691	7,168
1992-93	11-5	.688	113,803	7,113
1993-94	11-4	.733	108,074	7,205
1994-95	11-5	.688	116,754	7,297
1995-96	14-2	.875	150,037	9,377
1996-97	12-3	.800	147,019	9,801
1997-98	11-3	.786	156,103	11,151
1998-99	12-3	.800	141,728	9,449
1999-00	7-9	.438	142,679	8,918
2000-01	9-7	.563	137,909	8,619
2001-02	8-8	.500	139,954	8,747
2002-03	5-4	.555	80,600	8,956
2003-04	10-6	.625	122,900	7,681
2004-05	10-5	.667	111,886	7,459
2005-06	12-4	.750	106,251	6,641
2006-07	16-4	.800	147,122	7,356
2007-08	14-2	.875	137,739	8,609
2008-09	13-3	.813	135,619	8,476
2009-10	14-2	.875	151,442	9,465
2010-11	15-2	.882	140,920	8,289
2011-12	11-5	.688	125,249	7,828
2012-13	8-7	.533	118,305	7,887
2013-14	16-3	.842	142,231	7,486
2014-15	11-6	.611	129,800	7,635
2015-16	Home games held in Greenville, S.C. due to renovation			
2016-17	11-6	.611	123,442	7,262
2017-18	15-1	.938	123,895	7,743
2018-19	14-5	.737	133,290	7,015
2019-20	11-6	.647	116,139	6,832
2020-21*	11-1	.912	21,613	1,801
2021-22	11-5	.688	106,578	6,662
2022-23	15-2	.882	110,795	6,518
2023-24	7-2	.778	65,972	7,331

* - limited capacity due to COVID-19 regulations and protocols (1,876 max capacity).

Largest Crowds

Attendance	Date	W/L	Results
13,863	1-9-1980	W	Clemson 87, Duke 82 (OT)
13,136	2-28-1990	W	Clemson 97, Duke 93
12,632	1-29-1977	W	Clemson 93, UNC 73
12,611	1-7-1987	W	Clemson 73, NC State 69
12,267	1-19-1981	L	Virginia 74, Clemson 59
12,258	1-17-1981	L	Maryland 68, Clemson 62 (OT)
12,013	2-24-1990	W	Clemson 69, UNC 61
11,909	1-11-1978	L	Duke 107, Clemson 85
11,800	1-22-1975	W	Clemson 83, Maryland 82
11,800	2-22-1975	W	Clemson 92, NC State 70
11,800	1-24-1976	L	Virginia 69, Clemson 62
11,742	1-23-1988	W	Clemson 69, S. Carolina 65

Note: The arena was named for J.C. Littlejohn, a long-time Clemson University employee, for many years the school's business manager.

CLEMSON'S FOOTBALL AND BASKETBALL WINS ON SAME DAY

Date	Football Win	Basketball Win
12-29-23	38-35 vs. Kentucky (Gator Bowl)	93-58 vs. Radford
12-31-16	31-0 vs. Ohio State (Fiesta Bowl)	67-59 vs. Western Carolina
11-22-14	28-0 vs. Georgia State	59-50 vs. Nevada (Virgin Islands)
11-22-08	13-3 at Virginia	71-70 at Charlotte
11-15-08	31-7 vs. Duke	70-58 vs. TCU
11-24-07	23-21 at South Carolina	96-67 vs. Gardner-Webb
11-22-97	47-21 at South Carolina	71-67 vs. SW Louisiana (at Alaska)
12-29-78	17-15 vs. Ohio State (Gator Bowl)	58-57 vs. Texas Tech (El Paso)

OVERCOMING HALFTIME DEFICITS (2019-20 to Present)

Date	Site	Half	Opponent	Half Margin	Final
12-6-23	H	23-30	South Carolina	-7	72-67
11-12-23	N	23-28	Davidson	-5	68-65
11-10-23	N	39-42	UAB	-3	77-76
1-28-23	A	33-34	Florida State	-1	82-81
1-21-23	H	26-33	Virginia Tech	-5	26-31
1-14-23	H	30-34	Duke	-4	72-64
1-7-23	A	38-40	Pittsburgh	-2	75-74
1-4-23	A	29-32	Virginia Tech	-3	68-65
12-2-22	H	26-33	Wake Forest	-7	77-57
11-29-22	H	29-35	Penn State	-6	101-94 (20T)
3-5-22	H	30-33	Virginia Tech	-3	63-59
3-2-22	H	27-33	Georgia Tech	-6	68-65
11-9-21	H	24-32	Presbyterian	-8	64-53
2-12-21	H	26-30	Georgia Tech	-4	74-72
1-27-21	H	21-22	Louisville	-1	54-50
1-5-21	H	32-39	NC State	-7	74-70 (OT)
1-2-21	A	32-34	Miami (Fla.)	-2	66-65
12-29-20	H	29-34	Florida State	-5	77-67
3-11-20	N	21-23	Miami (Fla.)	-2	69-64
2-29-20	H	32-39	Florida State	-7	70-69
1-28-20	H	33-35	Syracuse	-2	71-70
1-21-20	H	31-37	Wake Forest	-6	71-68
1-11-20	A	29-39	North Carolina	-10	79-76 (OT)
11-24-19	N	23-25	TCU	-2	62-60 (OT)

OVERCOMING HALFTIME DEFICITS AND WIN BY 20 OR MORE

Date	Site	Half	Opponent	Half Margin	Final
12-2-22	H	26-33	Wake Forest	-7	77-57
11-19-15	H	31-33	Texas Southern	-2	76-56
2-7-98	H	28-29	Wake Forest	-1	71-46
2-5-83	H	32-35	Baptist	-3	81-60
2-3-77	H	32-33	Cleveland State	-1	77-55

ADDED EXPERIENCE

- This year's club will benefit from four transfers who have played a combined 393 college basketball games over 14 seasons of experience. The transfers have a combined 3,978 points, 1,469 rebounds and 754 assists. Clemson added Joseph Girard III (Syracuse), Jack Clark (NC State), Jake Heidbreder (Air Force) and Bas Leyte (UNCG) through the transfer portal.
- Girard III totaled a then-season-high 17 points in the title game of the 2023 Asheville Championship against Davidson (11/12).
- Girard also collected a team-high five assists in the contest. He poured in a season-high 23 points in a win over Boise State (11/19).
- Girard now has 310 threes in his career, just the 12th player in ACC history to do so. He is 10th on the list.
- Heidbreder is redshirting the 2023-24 season.

CLEMSON SIGNS THREE FOR 2024-25; CLASS RANKS 20TH NATIONALLY

- Head Coach Brad Brownell and his staff added **Dallas Thomas** (Little Rock, Ark./Parkview Magnet), **Del Jones** (Largo, Md./AZ Compass Prep) and **Ace Buckner** (Cleveland, Ohio/La Lumiere School) to the Clemson University men's basketball program on Nov. 8. All three signed letters of intent to play for the Tigers beginning in 2024-25.
- The Clemson recruiting class ranks 20th nationally, according to 247Sports, and is fourth in the Atlantic Coast Conference. Thomas and Jones join PJ Hall (Spartanburg, S.C./Dorman) in the 247Sports' top five rated Clemson recruits of all time.
- "I'm excited about the addition of Dallas, Del and Ace to our basketball family. These are three talented players who help solidify our backcourt and perimeter positions. Their athletic group whose versatility should allow them to play multiple positions and blend well with our team."
- Thomas is a 6-9, 180-pound four-star forward who ranks as the No. 67 overall prospect and second in Arkansas in the 2024 class. He is the No. 24 small forward in the class, according to On3. As a junior, Thomas nearly averaged a double-double with 16.5 points and 9.4 rebounds along with 2.3 assists and 2.1 blocks. He was named to the SBLive Arkansas All-State Second Team.
- "Dallas is a highly skilled forward with tremendous length that

TIGERS IN THE NBA

Randy Mahaffey, F	
Kentucky Colonels	1968-69
New York Nets	1969-70
Carolina Cougars	1970-71

Skip Wise, G	
San Antonio Spurs	1975-76

Tree Rollins, C	
Atlanta Hawks	1978-88
Cleveland Cavaliers	1989-90
Detroit Pistons	1990-91
Houston Rockets	1991-93
Orlando Magic	1993-95

Larry Nance, F	
Phoenix Suns	1982-88
Cleveland Cavaliers	1988-94

Horace Grant, F	
Chicago Bulls	1988-94
Orlando Magic	1994-99, 2001-03
Seattle Supersonics	1999-2000
Los Angeles Lakers	2000-01, 2003-04

Devin Gray, F	
San Antonio Spurs, Sacramento Kings	1996-97
Houston Rockets	1999-2000

Elden Campbell, C	
Los Angeles Lakers	1990-99
Charlotte/New Orleans Hornets	1999-2002
Seattle Supersonics	2002-03
Detroit Pistons	2003-05

Dale Davis, F	
Indiana Pacers	1991-2000, 2004-05
Portland Trailblazers	2000-04
Golden State Warriors	2004-05
Detroit Pistons	2005-07

Chris Whitney, G	
San Antonio Spurs	1993-95
Washington Wizards	1995-2002, 2003-04
Denver Nuggets	2002-03
Orlando Magic	2002-03

Sharone Wright, C	
Philadelphia 76ers	1994-95
Toronto Raptors	1995-98

Greg Buckner, G	
Dallas Mavericks	1999-2002, 2006-07
Philadelphia 76ers	2002-04
Denver Nuggets	2004-06
Minnesota Timberwolves	2007-08
Memphis Grizzlies	2008-09

Harold Jamison, F	
Miami Heat	1999-2000
Los Angeles Clippers	2001-02

Will Solomon, G	
Memphis Grizzlies	2001-02
Toronto Raptors, Sacramento Kings	2008-09

Trevor Booker, F	
Washington Wizards	2010-14
Utah Jazz	2014-16
Brooklyn Nets	2016-18
Indiana Pacers	2018

K.J. McDaniels, G	
Philadelphia 76ers	2014-15
Houston Rockets	2015-17
Brooklyn Nets	2017
Toronto Raptors	2017

Jaron Blossomgame, F	
Cleveland Cavaliers	2018-19

Donte Grantham, F	
Oklahoma City Thunder	2018-19

Hunter Tyson, F	
Denver Nuggets	2023-24

1,000 POINT SCORERS

CLEMSON TIGER BASKETBALL 1,000-POINT CLUB

Rk	Name	Years	GP	Avg	Pts
1.	Elden Campbell*	1986-90	123	15.3	1880
2.	Terrell McIntyre*	1995-99	126	14.6	1839
3.	Butch Zatezalo*	1967-70	75	23.5	1761
4.	Greg Buckner*	1994-98	122	14.4	1754
5.	Jaron Blossomgame	2013-17	128	13.5	1733
6.	Trevor Booker*	2006-10	134	12.9	1725
7.	Horace Grant*	1983-87	122	13.9	1696
8.	K.C. Rivers*	2005-09	134	12.6	1684
9.	Dale Davis*	1987-91	121	13.6	1650
10.	Bill Yarborough*	1952-57	85	18.3	1553
11.	Vincent Hamilton*	1980-85	116	13.2	1530
12.	Marquise Reed	2016-19	99	15.0	1484
13.	Cliff Hammonds*	2004-08	134	10.9	1465
14.	Tree Rollins*	1973-77	110	13.3	1463
15.	Will Solomon	1998-01	94	15.2	1431
16.	PJ Hall	2020-pres.	101	13.7	1384
17.	Stan Rome	1974-78	109	12.5	1365
18.	Demontez Stitt	2007-11	126	10.8	1365
19.	Vince Yockel*	1955-58	74	18.2	1350
20.	Larry Nance*	1977-81	117	11.5	1341
21.	Devin Gray	1991-95	94	14.1	1322
22.	Jim Brennan*	1961-64	76	17.3	1317
23.	Sharonne Wright*	1991-94	92	14.2	1308
24.	Vernon Hamilton	2003-07	127	9.7	1238
25.	Harold Jamison	1995-99	129	9.5	1231
26.	Jim Sutherland*	1964-67	71	17.3	1230
27.	Edward Scott*	1999-03	112	10.9	1226
28.	Andre Young	2008-12	129	9.5	1223
29.	Shawan Robinson	2002-06	120	9.8	1177
30.	Randy Mahaffey*	1964-67	73	16.0	1171
31.	Sharrod Ford	2001-05	118	9.8	1154
32.	Devin Booker	2009-13	128	9.0	1154
33.	Choppy Patterson*	1959-63	76	14.8	1131
34.	Jerry Pryor	1985-89	123	9.1	1124
35.	Aamir Simms	2017-21	122	9.2	1122
36.	Donte Grantham	2014-18	114	9.6	1100
37.	Hunter Tyson	2018-23	137	8.0	1098
38.	Shelton Mitchell	2016-19	94	11.6	1084
39.	Billy Williams*	1977-80	85	12.7	1078
40.	Johnny Snee	1948-52	82	13.1	1077
41.	Colon Abraham	1874-78	106	10.0	1061
42.	K.J. McDaniels	2011-14	94	11.0	1035
43.	Richie Mahaffey	1966-70	75	13.6	1019
44.	Derrick Johnson	1975-79	111	9.1	1014
45.	Fred Gilliam	1979-83	115	8.8	1010

Note: Names in bold played for Head Coach Brad Brownell;
* - signifies Clemson Hall of Fame

allows him to score at all three levels. I love his size and versatility, which will give me the opportunity to utilize him in a variety of ways in our system. Dallas has a great feel for the game and high IQ, having the benefit of being raised by a father who was a good Division I college player and was coached in high school by Arkansas legend Scottie Thurman."

- Thomas chose Clemson over Arkansas, LSU, Memphis and Missouri.

- Jones is a 6-2, 180-pound four-star point guard and ranks as the No. 66 overall player and No. 14 point guard according to ESPN. He ranks No. 90 overall and No. 7 point guard in the 2024 class, according to 247Sports.

- "Del is a superfast combo guard that has played against a lot of great competition in both high school and on the EYBL circuit. Offensively, he excels in the open court by attacking the paint and creating offense for himself and others. He is an explosive athlete whose competitiveness and toughness impressed our staff. We certainly feel like he has the ability to impact the game on both ends of the floor while at Clemson."

- He played for Team Durant on the EYBL Circuit and averaged 10.8 points, 4.5 assists and 3.5 rebounds per game.

- Jones chose Clemson over Arizona State, Oregon, Seton Hall and West Virginia.

- Buckner is a 6-2, 175-pound combo guard who ranks as a three-star, according to On3. Buckner is the son of former Littlejohn Legend Greg Buckner who played for the Tigers from 1994-98.

- Averaged 8.8 points per game with All Ohio Red on the EYBL Circuit. Buckner boasted nearly a 2:1 assist/turnover ratio through 24 games on the circuit. He exploded for a 29-point performance at Peach Jam in July.

- "Ace is another combo guard who is comfortable playing with or without the basketball in his hands. He's an excellent on-ball defender who, with strength, will excel at that end of the floor. Offensively, he can make threes off the bounce or catch and has a quick first step which helps him play in the paint. As a legacy, he has always had a dream to play at Clemson and we couldn't be more excited about the opportunity to add a player of his caliber."

SEASON OPENING DOMINANCE

- With a win Winthrop on Nov. 6, 2023, Clemson has won 38-out-of-39 games (38-1) to open a season, which dates back to the 1985-86 season.

- Head coach Brad Brownell is 13-1 in season openers at Clemson.

CLEMSON CONSISTENTLY EXCEEDING PRESEASON EXPECTATIONS

- The Tigers were picked to finish fifth in the ACC this season, as voted on by selected media members.
- Fifth is the highest the Tigers have been picked in the preseason media poll since the 2008-09 season. Clemson was also picked fifth that season.

- Last season, picked 11th in the preseason poll, the Tigers finished with a 14-6 mark, the most conference wins in program history, the Tigers finished eight spots ahead of their projected finish.

- Clemson has exceeded the preseason poll projection 10 times in Head Coach Brad Brownell's 13 full seasons leading the program.

- With a 10-6 record in 2020-21, Clemson finished the season in a tie for fifth place in the ACC standings entering games. The Tigers were picked 10th in the preseason vote by the Atlantic Coast Conference Media – a five-place improvement over the preseason prediction.

- Brad Brownell's team had the second-best standing relative to its preseason prediction. Only Virginia Tech was better, standing eight spots ahead of its preseason prediction. Virginia Tech was 11th in the preseason media poll and finished in third.

- Brownell's teams have finished equal to or better than its preseason prediction by the ACC media in nine-of-his-previous 12 years. That includes a 10-place improvement in 2017-18 when the Tigers were picked 13th in the preseason and finished third.

- That is the all-time record improvement in ACC history from the preseason to the postseason. That team also reached the Sweet 16 of the NCAA Tournament and Brownell was named the National College Coach of the Year by Sports Illustrated.

CLEMSON ACC STANDING RELATIVE TO PRESEASON RANKING UNDER HEAD COACH BRAD BROWNELL

Year	Preseason	Final Record	Rank	+/-
2023-24	5th	-	-	-
2022-23	11th	14-6	3rd	+8
2021-22	11th	8-12	10th	+1
2020-21	10th	10-6	5th	+5
2019-20	11th	9-11	8th	+3
2018-19	6th	9-9	9th	-3
2017-18	13th	11-7	3rd	+10
2016-17	11th	6-12	12th	-1
2015-16	12th	10-8	7th	+5
2014-15	11th	8-10	9th	+2
2013-14	14th	10-8	6th	+8
2012-13	8th	5-13	11th	-3
2011-12	7th	8-8	7th	E
2010-11	7th	9-7	4th	+3

BOLD signifies years that Clemson finished at least even with preseason rank.

GAMES WITH AT LEAST 40.0 PERCENT 3-POINT SHOOTING

- Below is yearly rundown of games Clemson has shot at least 40 percent on three-point shots, total games played and Clemson's record when shooting at least 40 percent on threes.

GAMES WITH 40.0 PERCENT 3-POINT SHOOTING

Year	40% Games-Total Games	W-L
1986-87	18-31	16-2
1987-88	8-29	4-4
1988-89	10-30	8-2
1989-90	10-35	8-2
1990-91	8-28	4-4
1991-92	14-28	7-7
1992-93	10-30	8-2
1993-94	13-34	10-3
1994-95	11-28	7-4
1995-96	8-29	5-3
1996-97	6-33	6-0
1997-98	11-32	8-3
1998-99	9-35	4-5
1999-00	11-30	4-7
2000-01	7-31	2-5
2001-02	9-30	5-4
2002-03	9-28	6-3
2003-04	6-28	4-2
2004-05	7-32	5-2
2005-06	7-32	6-1

CLEMSON BIRTHDAYS

February 7	Chauncey Wiggins
February 14	Jack Clark
February 16	Asa Thomas
February 21	PJ Hall
March 1	Ian Schieffelin
	Andrew Latiff
March 4	Josh Beadle
March 5	Jake Heidbreder
April 4	Bas Leyte
April 8	Chase Hunter
April 16	Dillon Hunter
June 10	RJ Godfrey
June 17	Alex Hemenway
August 1	Matt Kelly
September 29	Daniel Nauseef
November 15	Brad Brownell
November 27	Joseph Girard III

2006-07	11-36	8-3
2007-08	12-34	10-2
2008-09	11-32	9-2
2009-10	13-32	12-1
		166-73

BROWNELL ERA

2010-11	10-34	6-4
2011-12	12-31	8-4
2012-13	9-31	9-0
2013-14	6-36	4-2
2014-15	3-31	3-0
2015-16	8-31	5-3
2016-17	10-33	7-3
2017-18	12-35	12-0
2018-19	8-34	6-2
2019-20	5-31	5-0
2020-21	9-24	6-3
2021-22	15-33	11-4
2022-23	12-33	11-1
2023-24	5-15	5-0
		98-26

TOTAL **264-99 (.727)**

- Clemson is 98-26 under Brownell when the Tigers make at least 40.0 percent on 3-point shots.

HEAD COACH BRAD BROWNELL EARNS 400TH CAREER WIN

- With Clemson's 72-64 win over No. 24 Duke, Head Coach Brad Brownell won his 400th career game.

- Brownell now has 233 wins at Clemson. He won 84 at Wright State and 83 at UNC Wilmington prior to arriving in Tigertown.

- Of note, three years ago on Jan. 11, 2020 Clemson ended the streak at Chapel Hill and won for the first time at North Carolina. The team followed that up by beating No. 3 Duke at home a few days later on Jan. 14 which moved coach Brownell to the top of the win list at Clemson.

- This year on Jan. 11, Clemson topped Louisville to give Clemson its first 6-0 start to ACC play in school history. They followed it up with a home win over No. 24 Duke on Jan. 14 to give coach Brownell his 400th career win.

- Not only was Clemson's win over Duke this past Saturday Brad Brownell's 400th career victory, it was the 400th ACC regular season victory in Clemson history.

-- IT'S ALL IN THE FAMILY --

CURRENT BROTHERS AND/OR TWINS PLAYING ON THE SAME TEAM

- Chase and Dillon Hunter playing together for the second season in a row.

- The Hunters are one of 25 sets of brothers nationwide to play on the same team.

- The Hunters join Trevor and Devin Booker, George and John Coakley, Horace and Harvey Grant, Eddie and George Krajack and Donnie, Richie, Randy and Tom Mahaffey and Jack and Daniel Nauseef.

- The list below is ordered alphabetically by school.

Taran and Tre Armstrong, California Baptist
Ryan and Robby Beasley, San Francisco
Isaac and Paul Bruns, South Dakota
Elliyas and Jaiden Delaire, San Diego
Caleb and Josh Furst, Purdue
Guillermo Diaz and Jorge Diaz Graham, Pitt (twins)
Ashton and Jayden Hardaway, Memphis
Chase and Dillon Hunter, Clemson

NOTES

Isaac and K.J. Hymes, Nevada
Precious and Promise Idiaru, Kansas City (twins)
Milos and Veljko Ilic, Loyola-Maryland (twins)
Tai and Terrell Strickland, LIU
Arnahd and Armon Jarrard, IUPUI
Braden and Shae Korpela, Washington State (twins)
Keyshaun and Kobe Langley, UNCG (twins)
Marcus and Myles Rigbsby, Troy
Payton and Pryce Sandfort, Iowa
Caleb and Isaiah Shaw, Baylor
Jason and Greg Spurgin, Bowling Green
D.J. Wagner and Kareem Watkins, Kentucky
Kareem and Kaseem Watson, CSU Bakersfield (twins)
Jarron and Jariyon Wilkens, Southern (twins)
Jared and Peyton Frey, Stony Brook
Carter and Hayden Welling, UC Irvine
Lamar and Shamar Wright, SIUE (twins)

IT'S IN THE CLEMSON FAMILY

- While current Special Assistant to the Head Coach, Jeff Reynolds, was an assistant at UNCG in 1995, he recruited the Tigers' second all-time leading scorer and current Director of Player Development Terrell McIntyre. Needless to say, Reynolds is happy to finally be working with McIntyre.
- Current undergraduate manager Conner Pederson is the son of former basketball manager and current Coastal Carolina women's basketball Head Coach Kevin Pederson.
- Conner is in his senior year and fourth working with the men's program. His sister, Clary, works with the women's program.
- Conner's mom, Adair, was as student worker in the sports information office for longtime SID and current basketball radio analyst Tim Bourret. Adair's father, Gary Clary, worked as a student in sports information for legendary SID Bob Bradley.

-- MISCELLANEOUS RECORDS --

*LITTLEJOHN COLISEUM

- The Tigers are 83-22 (.790) dating back to the beginning of the 2017-18 season on their home floor.
- Since the inception of the newly renovated Littlejohn Coliseum (2016-17 season), the Tigers are 94-28 overall (.770 percent).
- In non-conference regular season games, the Tigers are 45-3 during that span (.938 percent).
- In total non-conference games, including home NIT games, the Tigers are 46-6 (.885 percent).

CLEMSON SEASON BREAKDOWN BY UNIFORM

- In 2017-18 the Tigers debuted three new jerseys to their arsenal, including a new version of its home white and road orange uniform. They also debuted purple, anthracite and throwback jerseys.
- Clemson wore its 2017-18 home whites the most last season, wearing them for 19-out-of-their-32 regular season games.
- With the exception of one home game in which Clemson wore 1990's throwback home white uniform against Pittsburgh, the Tigers wore its 17-18 home whites on the road in a 14-point win at Ohio State. The Buckeyes wore all red that night.
- They also wore white during their two-point triumphant comeback win over then No. 22-ranked Florida on Dec. 16 in the Orange Bowl Classic.
- 18 of the Tigers' 25 wins in 2017-18 came while wearing their home whites.

CLEMSON'S RECORD BY UNIFORM (17/18-pres.)

Uniform	Times Worn	Wins	Losses
Home White	108	87	21
Road Orange	68	29	39
Home Orange	1	1	0
90's Throwback Home White	14	6	8
Home Purple	1	1	0
Purple	7	2	5
Anthracite	5	1	4

TIGERS WON 15 IN A ROW AT LITTLEJOHN

- Clemson extended its home winning streak to 15 with a 72-51 win over Georgia Tech on Jan. 24.
- That 15-game home winning streak was the longest for the Clemson program since the Tigers had a 12-game home streak between Jan. 27, 2021 and Jan. 4, 2022. Virginia broke the streak with a 75-65 win over the Tigers on Jan. 4, 2022.
- Clemson last had a 15-game home streak between March 1, 2017 and Feb. 18, 2018. Duke broke the streak with a 66-57 win over the Tigers on Feb. 18, 2018.
- The longest home winning streak in Clemson history is a 29-gamer from Jan. 7, 1989 to December 15, 1991. Charlotte ended that 29-game streak with a 108-100 victory.
- Overall, the 15-game winning streak is now tied for sixth longest in school history.

CLEMSON'S LONGEST HOME WINNING STREAKS

Streak	First Win	Streak Ended	Length
1-7-89,	Maryland, 75-58	12-15-91, Charlotte, 100-108	29
2-21-79,	Duke, 70-49	1-17-81, Maryland, 62-68 (OT)	24
2-12-06,	Maryland, 89-77	1-6-08, UNC, 88-90 (OT)	19
1-12-08,	FSU, 97-85 (2OT)	1-17-09, Wake Forest, 68-78	16
1-30-85,	UNC, 52-50	1-11-86, Virginia, 81-83	16
3-1-17,	NC State, 78-74	2-18-18, Duke, 57-66	15
1-16-51,	Furman, 85-59	12-6-52, Georgia, 55-57	15
2-23-22,	Wake Forest, 80-69	2-4-23, Miami (Fla.), 74-78	15
3-2-82,	Duke, 93-86	1-21-84, Virginia, 73-74	12
3-1-95,	NC State, 62-45	1-27-96, NC State, 61-64	12
1-27-21,	Louisville, 54-50	1-4-22, Virginia, 65-75	12

-- CLEMSON TIGERS IN THE NBA --

HUNTER TYSON DRAFTED 37TH OVERALL BY DENVER NUGGETS

- Tyson was selected 37th overall by the Oklahoma City Thunder in the second round of the 2023 NBA Draft on June 22. The pick was made by the Denver Nuggets as part of a previously agreed upon trade.
- Tyson was selected the highest in the NBA Draft by a Tigers since K.J. McDaniels was picked 32nd by the Philadelphia 76ers in 2014. He was the first Tiger selected since Jaron Blossomgame in the 2017 NBA Draft (59th overall).
- Tyson earned his first career All-ACC honor last season and was named to the All-ACC First Team for his performance in 2022-23. Tyson put together a career year this past season season.
- He averaged a team-best 15.3 points and 9.6 rebounds per game while shooting 47.9 percent from the floor, 40.5 percent from three and 83.8 percent at the free throw line. In league play, he was even better. He averaged 16.4 points and 9.9 rebounds while shooting 50.5 percent and 84.3 percent at the charity stripe.
- He was named the 2023 ACC Skip Prosser Scholar-Athlete of the Year for his work on the court and in the classroom.
- Tyson became the 44th player in Clemson history to amass 1,000 career points and has since moved into the top 40 all time. He was named to the 2023 Naismith Hall of Fame Karl Malone Award Top 10 and the 2023 USBWA Oscar Robertson Trophy Award Midseason Watch List.
- He collected 16 double-doubles which tied him for eighth all-time in Clemson history for a single season with Sharone Wright (1992-93). It is the most in a season since Wright posted 18 in 1993-94.
- Tyson ranked 11th in the nation in double-doubles and is second in the ACC. He's first in defensive rebounding per game (8.26) and second nationally. His 325 rebounds are fourth in the league and 18th nationally.
- The Monroe, N.C. native became just the 17th player in Clemson history to eclipse 1,000 points and 600 rebounds in a career. In Clemson's win over the Wolfpack (Feb. 25), Tyson became the all-time games played leader in Clemson history (136).

TYSON SHOWS OUT IN 2023 NBA SUMMER LEAGUE

- Tyson was named to the NBA 2K24 All-Summer League First Team after an outstanding showing in Las Vegas.
- Tyson averaged 20.8 points and 6.0 rebounds, while shooting 54.1 percent from the field and 50.0 percent from three.
- Here are Tyson's five games presented statistically:

- 7/7 vs Milwaukee: 27 minutes, 21 points, 5 rebounds, 1 assist, 1 steal, 1 block, 7/13 FG, 3/7 3P, 4/5 FT
- 7/9 vs Atlanta: 24 minutes, 16 points, 3 rebounds, 3 assists, 1 block, 5/10 FG, 2/4 3P, 4/5 FT
- 7/12 vs Utah: 31 minutes, 19 points, 12 rebounds, 2 assists, 1 steal, 5/12 FG, 3/9 3P, 6/6 FT
- 7/14 vs Miami: 27 minutes, 31 points, 4 rebounds, 2 assists, 11/13 FG, 7/9 3P, 2/2 FT, +43
- 7/15 vs New York: 36 minutes, 17 points, 6 rebounds, 1 assist, 2 steals, 1 block, 5/13 FG, 3/7 3P, 4/5 FT

HUNTER TYSON MAKES NBA DEBUT

- Hunter Tyson made his NBA debut against the Oklahoma City Thunder on Oct. 29, 2023. Tyson played three minutes and grabbed one rebound.
- Tyson scored his first career NBA points at the Minnesota Timberwolves on November 1. He played a season-high four minutes and finished 1-for-2 from the field with his first basket coming on a dunk. He also added a rebound.

PARKER FOX - MILWAUKEE BUCKS FRONT OFFICE

- Parker Fox (2018-22) spent three seasons as a walk-on for the Tiger basketball team before earning a scholarship his senior season in 2021-22.
- Fox graduated from Clemson and immediately began work as a Basketball Operations intern in the Milwaukee Bucks front office.

GREG BUCKNER - ASSOCIATE HEAD COACH, CLEVELAND CAVALIERS

- Greg Buckner (1994-98) has served on an NBA coaching staff since 2017. He started as an assistant for the Memphis Grizzlies from 2017-19 and has been with the Cleveland Cavaliers since 2020.
- Buckner was promoted from assistant to associate head coach prior to the 2022 season and currently serves in that role.
- Buckner enjoyed a long playing career in the NBA: Dallas Mavericks (1999-02, 2006-07), Philadelphia 76ers (2002-04), Denver Nuggets (2004-06), Minnesota Timberwolves (2007-08) and Memphis Grizzlies (2008-09).

-- NO. 1 GUARD CHASE HUNTER --

HUNTER CLOSING IN ON 1,000 CAREER POINTS

- Chase Hunter is closing in on 1,000 career points at Clemson and would become the 46th player in program history to accomplish it.
- Hunter currently stands at 964 points.

HUNTER SETS CAREER-HIGH ASSIST MARK IN 2022-23

- Chase Hunter totaled 11 assists against Syracuse (2/22/23). That set a new career-best for Hunter.
- The 11 assists tied for the most by an individual player during the Brad Brownell Era (since 2010).

CLEMSON PLAYERS WITH AT LEAST 11 ASSISTS IN A GAME SINCE 2010

Date	Player	Opponent	Assists
2-22-23	Chase Hunter	Syracuse	11
2-6-21	Clyde Trapp	Syracuse	11
1-28-18	Marcquise Reed	Georgia Tech	11

-- NO. 4 FORWARD IAN SCHIEFFELIN --

IAN SCHIEFFELIN DOUBLE-DOUBLES

Date	Opponent	Points	Rebounds
1-16-24	Georgia Tech	20	15
1-6-24	North Carolina	16	11
1-3-24	at Miami (Fla.)	11	11
12-16-23	at Memphis	11	11
12-6-23	South Carolina	12	12
11-7-22	The Citadel	20	14

IAN SCHIEFFELIN DOUBLE-DIGIT REBOUNDING GAMES

Date	Opponent	O-Reb	Reb
1-16-24	Georgia Tech	8	15
1-6-24	North Carolina	4	11
1-3-24	at Miami (Fla.)	4	11
12-29-23	Radford	4	13
12-16-23	at Memphis	2	11
12-6-23	South Carolina	3	12
12-3-23	at Pittsburgh	7	17
11-28-23	at Alabama	3	14
11-7-22	The Citadel	9	14
2-10-22	Duke	1	10

GAMES A PLAYER HAS TOTALED AT LEAST

16 POINTS, 11 REBOUNDS, 5 STEALS AND 4 BLOCKS IN A GAME

Date	Name, School	Opponent	Pts	Reb	Stl	Blk
1-6-24	Ian Schieffelin, Clemson	North Carolina	16	11	5	4
2-23-22	Norchad Omeir, Ark St.	Coast. Carolina	23	15	5	5
12-29-18	Moses Greenwood, SE La.	UL Lafayette	18	11	5	5
12-21-13	J.P. Tokoto, UNC	Davidson	22	11	5	4
2-9-11	Ken Horton, CCSU	Bryant	23	11	6	6
11-20-10	Aaric Murray, La Salle	Morgan State	20	11	5	9
11-16-10	Draymond Green, MSU	South Carolina	18	12	6	4
11-14-10	Chris Singleton, FSU	UNC Greensboro	22	11	10	4

- Clemson forward Ian Schieffelin produced his fifth career double-double in a monster game against North Carolina (1/6). He posted 16 points and 11 rebounds, in addition to five steals and four blocks. He was the first player in the country to accomplish that feat this season and just the eighth since 2010 to do so.
- Ian Schieffelin secured his fourth career double-double at Miami (Fla.) (1/3) and the third of his current campaign with 11 points and 11 rebounds.
- He posted his third career double-double and second of the season at Memphis (12/16). He had 11 points and 11 rebounds.
- He posted his second career double-double in a 72-67 win over South Carolina on Dec. 6, 2023. He had 12 points and 12 rebounds.
- He had 17 rebounds in Clemson's victory at Pittsburgh on December 3, 2023, the most by a Clemson player under Brad Brownell and the most in any game since Trevor Booker had 17 at East Carolina on December 5, 2007.
- Schieffelin had a 14-rebound effort at Alabama the previous

NOTES

-- NO. 12 GUARD ALEX HEMENWAY --

THREE-POINT FIELD GOAL PERCENTAGE LEADERS IN CLEMSON HISTORY (Min. 50 Attempts)

Rk	Name	Yrs	Years	FGM	FGA	Pct.
1.	Michael Tait	2	1985-87	70	136	.515
2.	Marc Campbell	4	1980-84	37	73	.507
3.	Anthony Jenkins	4	1982-87	91	199	.457
4.	Michael Brown	1	1986-87	34	76	.447
5.	Alex Hemenway	4	2019-Pres.	124	289	.429
6.	Joseph Girard III	1	2023-24	50	118	.424
7.	Chris Whitney	2	1991-93	167	404	.413
8.	Terrence Oglesby	2	2007-09	177	448	.395
9.	Avry Holmes	2	2015-17	119	306	.389
10.	Bruce Martin	4	1991-95	129	336	.384
11.	K.C. Rivers	4	2005-09	281	729	.385

-- NO. 24 CENTER PJ HALL --

CLEMSON ALL-CONFERENCE CENTERS

Year	Player
2023	PJ Hall
1993-94	Sharone Wright
1988-90	Elden Campbell
1986-87	Horace Grant
1975-77	Tree Rollins
1938-40	Banks McFadden

HALL'S CAREER DOUBLE-DOUBLES

- PJ Hall has totaled four double-doubles this year. Hall has 11 in his career.

PJ HALL DOUBLE-DOUBLES

Date	Opponent	Points	Rebounds
1-16-24	Georgia Tech	31	17
1-13-24	Boston College	26	11
12-3-23	at Pittsburgh	22	11
11-24-23	Alcorn State	29	10
3-10-23	Virginia	13	10
1-28-23	Florida State	17	10
1-7-23	at Pittsburgh	12	10
12-21-22	at Georgia Tech	25	10
1-25-22	at Duke	14	10
1-18-22	at Syracuse	19	11
12-11-21	vs. Drake	22	13

CLEMSON'S 30-POINT, 15-REBOUND PERFORMANCES

- PJ Hall scored a career-high 31 points and grabbed a career-best 17 rebounds in Clemson's 93-90 double-overtime loss to Georgia Tech (1/16).
- It was just the fifth such game by a Tiger in the last 60 years. Hunter Tyson last accomplished the feat against NC State on 12/30/22 with 31 points and 15 rebounds.

CLEMSON'S 30-POINT, 15-REBOUND PERFORMANCES

Date	Player	Opponent	Pts.	Reb.
1-16-24	PJ Hall	H-Georgia Tech	31	17
12-30-22	Hunter Tyson	H-NC State	31	15
2-18-87	Horace Grant	H-Wake Forest	33	20
11-28-86	Horace Grant	H-Georgia State	30	15
12-7-64	Randy Mahaffey	H-The Citadel	31	16

CONSECUTIVE 20-POINT GAMES TO OPEN A SEASON

- PJ Hall scored 20 points in a season-opening win over Winthrop on Nov. 6 and then followed it up with a 27-point performance in a 77-76 win over UAB in the first round of the 2023 Asheville Championship.
- Hall became the first player since 1999-00 to accomplish the feat, which was done by Will Solomon. Before that, it had been since 1986-87 when the Tigers' lone ACC Player of the Year, Horace Grant, netted 20+ in games against Georgia State and Boston University.
- In total, Clemson has had six players accomplish this with just one that has advanced the streak past two games.
- The record is held by Bill Yarborough during the 1954-55 season. He scored 20+ points in the first 16 games of the season from Dec. 1 to Feb. 5.

CONSECUTIVE 20-POINT GAMES TO OPEN THE SEASON

Year	Player	Date	Opponent	Points
2023-24	PJ Hall	11-10-23	UAB	27
		11-6-23	Winthrop	20
1999-00	Will Solomon	11-21-99	Wofford	27
		11-19-99	ETSU	21
1986-87	Horace Grant	11-29-86	Boston U.	27
		11-28-86	Georgia State	30
1970-71	Dave Thomas	12-5-70	Mercer	20

		12-3-70	Furman	20
1963-64	Jim Brennan	12-5-63	Georgia	25
		12-3-63	North Carolina	24
1954-55	Bill Yarborough	2-5-55	NC State	28
		2-4-55	Wake Forest	24
		2-1-55	Presbyterian	29
		1-29-55	Furman	20
		1-18-55	South Carolina	46
		1-15-55	North Carolina	26
		1-11-55	Duke	25
		1-8-55	Maryland	33
		1-4-55	Tennessee Tech	23
		1-3-55	Tennessee	20
		12-17-54	Virginia	40
		12-14-54	NC State	30
		12-7-54	Georgia	33
		12-4-54	North Carolina	25
		12-3-54	Duke	21
		12-1-54	Presbyterian	34

CLEMSON PLAYERS WITH AT LEAST 28 POINTS ON THE ROAD SINCE 2010

Date	Player	Opponent	Points
2-18-23	PJ Hall	Louisville	28
2-15-22	PJ Hall	Florida State	28
2-21-18	Marcquise Reed	Virginia Tech	28
2-20-16	Jaron Blossomgame	NC State	33
2-11-14	KJ McDaniels	Notre Dame	30

CLEMSON PLAYERS WITH AT LEAST 28 POINTS IN ANY GAME SINCE 2010

Date	Player	Opponent	Points
11-24-23	PJ Hall	Alcorn State	29
2-18-23	PJ Hall	at Louisville	28
2-15-22	PJ Hall	at Florida State	28
1-28-20	Tevin Mack	Syracuse	32
2-23-19	Marcquise Reed	Boston College	31
1-16-19	Marcquise Reed	Georgia Tech	30
3-23-18	Gabe DeVoe	vs. Kansas	31
2-21-18	Marcquise Reed	at Virginia Tech	28
12-13-16	Jaron Blossomgame	S.C. State	29
3-1-16	Jaron Blossomgame	Virginia	31
2-20-16	Jaron Blossomgame	at NC State	33
2-8-16	Jaron Blossomgame	Georgia State	30
3-18-14	K.J. McDaniels	Georgia State	30
2-11-14	K.J. McDaniels	at Notre Dame	30
1-27-11	Milton Jennings	Virginia Tech	28
1-21-11	Andre Young	Georgia Tech	29

HALL SCORES CAREER HIGH 31 VS. GEORGIA TECH

- PJ Hall scored 31 points in the Tigers 93-90 double-overtime loss to Georgia Tech (1/16). It set a new career high and was just the seventh game of at least 28 points by a Clemson center in the last 30 years.
- The game also marked Hall's 11th career double-double.
- The only other Clemson centers to score at least 28 points in a game since 1992 are Trevor Booker and Chris Hobbs. Booker did it twice in 2007-08, in consecutive games against Charlotte (32) and Florida State (29). Booker also had a 31-point game as a senior against Western Carolina, but he was a power forward that year. Raymond Sykes was the center in 2009-10.

HIGHEST SCORING GAMES BY CLEMSON CENTER IN THE LAST 30 YEARS

Player	Date	Site-Opponent	Points
Trevor Booker	1-9-2008	H-Charlotte	32
PJ Hall	1-16-2024	H-Georgia Tech	31
Trevor Booker	1-12-2008	H-Florida State	29
PJ Hall	11-24-2023	H-Alcorn State	29
PJ Hall	2-15-2022	A-Florida State	28
PJ Hall	2-18-2023	A-Louisville	28
Chris Hobbs	11-27-2001	H-Virginia	28

HIGHEST SCORING AVERAGES BY CENTERS IN CLEMSON HISTORY

Year	Player	Height	Class	Avg.
1986-87	Horace Grant	6-10	Sr.	21.0
2023-24	PJ Hall	6-10	Sr.	20.1
1987-88	Elden Campbell	6-10	So.	18.8
1990-91	Dale Davis	6-10	Sr.	17.9
1988-89	Elden Campbell	6-10	Jr.	17.5
1964-65	Randy Mahaffey	6-7	So.	17.3
1966-67	Randy Mahaffey	6-7	Sr.	16.8
1967-68	Randy Mahaffey	6-7	Jr.	16.6
1989-90	Elden Campbell	6-10	Sr.	16.4
2021-22	PJ Hall	6-10.5	So.	15.5
1993-94	Sharone Wright	6-11	Jr.	15.4
2022-23	PJ Hall	6-10.5	Jr.	15.3
1992-93	Sharone Wright	6-11	So.	15.0

game on November 28. Those two individual efforts were big reasons Clemson won at Alabama and Pittsburgh and allowed the Tigers to stay even on the boards at Alabama and +7 at Pittsburgh. Alabama and Pittsburgh were both among the top 25 teams in the nation in rebounding with margins of at least +10 rebounds per game entering those contests.

- Schieffelin's 31 rebounds over a two-game period were the most by a Tiger since the 1998-99 season. Tom Wideman had 17 rebounds in an NIT quarterfinal game against Butler on March 18, 1999, then had 15 against Xavier in the NIT semifinals in Madison Square Garden on March 23, 1999.
- Ian Schieffelin tied his career high with 14 rebounds in an 85-77 win at Alabama (11/28). He's the 12th Clemson player since 2010-11 to post at least 14 rebounds in a game and just the fifth to do it in a true road game.

SCHIEFFELIN IN 2022-23

- Schieffelin demolished his previous career high with a 20 point performance on 9-of-13 shooting from the floor in the season opener against The Citadel in 2022 (11/6/22)
- The nine made field goals also served as a career high.
- Schieffelin had a monster night on the boards, tallying a career-best 14 rebounds. He secured a career-best nine on the offensive glass.
- The nine offensive rebounds were the most for a Tiger since James Mays had 10 at Maryland on Jan. 13, 2007.
- It was the most by a Tiger in Littlejohn since Sharrod Ford had 10 vs. Georgia Tech on Feb. 28, 2004.

-- NO. 11 GUARD JOSEPH GIRARD III --

GIRARD III ON PACE FOR RARE CAREER STATISTICAL MARK

- Joseph Girard III has amassed 1,800 points, 400 rebounds, 500 assists, 325 3-pointers. He is just the seventh player since at least the 1992-93 season to achieve this feat.
- He would become just the fifth in that span to accomplish that stat line but with 350 threes. He is five shy.
- Since appearing in his first game as a freshman at Syracuse, Girard III would become the first player since 2019-20 to accumulate 1,900 points, 400 rebounds, 500 assists and 350 threes in a career.

JOSEPH GIRARD III ACHIEVES 1,800 CAREER POINTS; 325 CAREER 3-POINTERS

- With a 23-point performance in an 85-68 win over Boise State, Joseph Girard III went over 1,700 points for his career.
- Girard notched his 300th career 3-pointer in a win over Davidson (11/12) in the 2023 Asheville Championship.
- Dating back to the 1992-93 season, Girard became just the 31st player to collect 1,700 points, 300 3-pointers and 450 assists.
- He is just the second ACC player on the list, joining Duke's Jay Williams (2000-02). His former assistant coach and Syracuse player Gerry McNamara is also on the list.
- Girard is just the third player since 2019-20 (his freshman season at Syracuse) to amass 1,700 points, 300 3-pointers and 450 assists. He joins Antoine Davis (Detroit) and Jordan "Jelly" Walker (UAB).

LIST OF ACC PLAYERS WITH 300 OR MORE CAREER 3-POINTERS

Player, School	Years	3FG
1. JJ Redick, Duke	2003-06	457
2. Curtis Staples, Virginia	1995-98	413
3. Dennis Scott, Georgia Tech	1988-90	351
4. Joseph Girard III, Clemson/Syracuse	2020-Pres.	347
5. Trajan Langdon, Duke	1995-99	342
6. Scott Wood, NC State	2010-13	334
7. Randolph Childress, Wake Forest	1991, 93-95	329
8. Rodney Monroe, NC State	1988-91	322
9. Justin Gray, Wake Forest	2003-06	319
10. Jay Williams, Duke	2000-02	313
11. Buddy Boeheim, Syracuse	2019-22	309
12. Tony Atkins, Georgia Tech	1999-02	301

ACC CAREER FREE THROW PERCENTAGE

(minimum two years played, 200 free throws or 2.5 made/game)

Player, School	Years	FT	FTA	Pct.
1. JJ Redick, Duke	2003-06	662	726	.912
2. Jack McClinton, Miami (Fla.)	2007-09	332	369	.900
3. Scott Wood, NC State	2010-13	233	263	.886
4. Malcolm Brogdon, Virginia	2013-16	422	482	.876
5. Charlie Davis, Wake Forest	1969-71	578	662	.873
6. Joseph Girard III, Clemson/Syracuse	2020-24	342	393	.870
7. Roger Mason, Virginia	2000-02	318	366	.869
8. Luke Kennard, Duke	2016-17	248	286	.867
9. Trajan Langdon, Duke	1995, 96-99	386	448	.862
10. Jon Scheyer, Duke	2007-10	608	706	.861
11. Marcquise Reed, Clemson	2017-19	366	426	.859

LAST FIVE GAMES

Date	Opponent	W/L	Min.	Field Goals			3-PT			Rebounds			PF			A			TO			Blk			Stl			+/-			Pts.		
				FG	FGA	Pct.	FG	FGA	Pct.	FT	FTA	Pct.	OR	DR	TOT	PF	A	TO	Blk	Stl	+/-	Pts.											
1/3	Miami (Fla.)	L	2	0	1	.000	0	0	.000	0	0	.000	0	0	0	0	0	0	0	0	-2	0											
1/6	North Carolina	L	3	0	1	.000	0	0	.000	0	0	.000	0	2	2	0	1	0	1	0	5	0											
1/10	Virginia Tech	L	15	1	3	.333	0	0	.000	0	0	.000	0	3	3	0	2	1	0	0	-4	2											
1/13	Boston College	W	25	1	2	.500	0	1	.000	0	0	.000	1	2	3	2	3	2	0	0	18	2											
1/16	Georgia Tech	L	5	0	1	.000	0	1	.000	0	0	.000	0	0	0	1	1	0	0	0	3	0											

Notes

- Season high eight points in win over Queens (12/22). Finished 3-3 from the field.
- Then-season-high six points in win at Alabama (11/28). Finished 3-3 from the field.
- Provided a much needed spark into the Clemson lineup against Davidson (11/12). Scored five points in eight minutes to get the Tigers going offensively in the first half.

Career

- Played in 33 games last season, making two starts and averaged 12.8 minutes per contest.
- First career points came in a win over USC Upstate (11/15/22).
- Scored a career-high 10 points in a win over Florida State (2/15/23). Finished 4-for-6 from the floor, 1-2 from three and at the foul line. Added two assists and one steal.
- Totalled three assists on four occasions and finished with 28 overall. Also collected 10 steals and six blocks. He blocked a career-best two in an overtime win over Penn State (11/29/22).
- Redshirted the 2021-22 season and served as scout team point guard.
- Rated a three-star prospect prior to arriving at Clemson.
- Averaged 16.9 points, 6.2 rebounds, 3.8 assists and 1.4 steals per game at Cardinal Newman.
- Won back-to-back SCISA Class 3A Championships and led the team in scoring. Eclipsed 1,000 career points.
- Beadle chose Clemson over Wake Forest and VCU.

2023-24 SEASON HIGHS

CAREER HIGHS

Player Facts

Full bio, game-by-game stats, career stats and NIL opportunities available:

CLEMSONTIGERS.COM

Career Stats																								
Year	GP	GS	Min.	FG	FGA	Pct.	FG	FGA	Pct.	FT	FTA	Pct.	OR	DR	TOT	Avg.	PF	DQ	A	TO	Blk	Stl	Pts.	Avg.
2021-22																								
2022-23	33	2	421	32	86	.372	6	28	.214	7	11	.636	2	32	34	1.0	51	1	28	31	6	10	77	2.3
2023-24	16	0	165	18	35	.514	2	8	.50	5	10	.500	2	17	19	1.2	13	0	13	10	1	4	43	2.7
TOTAL	49	2	586	50	121	.413	8	36	.222	12	21	.571	4	49	53	1.1	64	1	41	41	7	14	120	2.4

LAST FIVE GAMES

Date	Opponent	W/L	Min.	Field Goals			3-PT			Rebounds			PF			A			TO			Blk			Stl			+/-			Pts.		
				FG	FGA	Pct.	FG	FGA	Pct.	FT	FTA	Pct.	OR	DR	TOT	PF	A	TO	Blk	Stl	+/-	Pts.											
1/3	Miami (Fla.)	L	36	6	15	.400	1	5	.200	3	3	1.000	0	4	4	1	3	1	0	2	-11	16											
1/6	North Carolina	L	36	8	14	.571	0	4	.000	1	1	1.000	0	1	1	2	0	3	1	1	-12	17											
1/10	Virginia Tech	L	37	3	13	.231	1	5	.200	2	2	1.000	3	1	4	2	2	1	0	0	-10	9											
1/13	Boston College	W	29	2	5	.400	1	2	.500	2	3	.667	1	3	4	1	2	0	0	0	8	7											
1/16	Georgia Tech	L	42	5	14	.357	0	5	.000	8	9	.889	2	0	2	2	1	1	1	2	-4	18											

Notes

- Season-high +39 in 16 point, five assist performance against Radford (12/29).
- Played in 100th career game against Davidson (11/12)

Career

- Turned in a career year offensively for the Tigers, helping propel the team to 23 wins and 14 league wins.
- Averaged 13.8 points, 3.0 rebounds, 4.5 assists and 0.5 steals per game, while adding in 0.3 blocks per game.
- Shot 41.0 percent from the floor and 35.6 percent from three, while adding in 81.3 percent from the free throw line.
- Posted a 138:70 assist-to-turnover ratio last season, including 17 steals and eight blocks.
- Posted double-digit points in 26 contests, including 20+ points four times.
- Scored a career-high 26 points at Florida State (Jan. 28), which included the game-winning three-point play. He finished 7-for-12 from the floor, 2-for-5 from three and 10-for-11 from the foul line. The 10 made free throws tied a career high.
- Posted his first career double-double with a 13-point, 11-assist performance in a win over Syracuse (Feb. 22). It marks just the third such double-double (points/assists) under Brad Brownell at Clemson (Marquise Reed and Clyde Trapp).
- Had six games garnering at least five rebounds, including a career-best-tying seven against Louisville (Jan. 11). He also had 13 games of at least five assists, while assuming the point guard role for the first time in his career last season.
- Hunter chose Clemson over Georgia, Virginia, Oklahoma and Michigan State.

2023-24 SEASON HIGHS

CAREER HIGHS

Player Facts

Full bio, game-by-game stats, career stats and NIL opportunities available:

CLEMSONTIGERS.COM

Career Stats																								
Year	GP	GS	Min.	FG	FGA	Pct.	FG	FGA	Pct.	FT	FTA	Pct.	OR	DR	TOT	Avg.	PF	DQ	A	TO	Blk	Stl	Pts.	Avg.
2019-20	9	4	175	17	45	.378	7	23	.304	7	11	.636	1	8	9	1.0	17	0	14	12	0	7	48	5.3
2020-21	24	4	337	28	90	.311	5	35	.143	8	12	.667	6	23	29	1.2	27	0	22	19	3	10	69	2.9
2021-22	33	15	749	78	173	.451	20	58	.345	45	60	.750	16	72	88	2.7	57	0	60	33	6	15	221	6.7
2022-23	31	31	994	144	351	.410	48	135	.356	91	112	.813	7	86	93	3.0	69	1	138	70	8	17	427	13.8
2023-24	17	17	542	70	178	.393	19	69	.275	40	46	.870	11	32	43	2.5	30	0	49	26	6	12	199	11.7
TOTAL	114	71	2798	337	837	.403	99	320	.309	191	241	.793	41	221	262	2.3	200	1	283	160	23	61	964	8.5

CLEMSONTIGERS.COM

@CLEMSONMBB


2023-24 GAME NOTES

11

LAST FIVE GAMES	2023-24 Season																						
					Field Goals			3-PT						Rebounds									
	Date	Opponent	W/L	Min.	FG	FGA	Pct.	FG	FGA	Pct.	FT	FTA	Pct.	OR	DR	TOT	PF	A	TO	Blk	Stl	+/-	Pts.
	1/3	Miami (Fla.)	L	19	2	6	.333	0	1	.000	0	0	.000	0	1	1	1	0	2	0	0	-8	4
	1/6	North Carolina	L	26	0	2	.000	0	0	.000	0	0	.000	0	2	2	1	0	0	0	0	0	0
	1/10	Virginia Tech	L	21	2	4	.500	1	3	.333	0	0	.000	0	0	0	0	2	0	0	1	-10	5
	1/13	Boston College	W	21	1	2	.500	1	1	1.000	0	0	.000	0	1	1	3	1	1	0	1	10	3
	1/16	Georgia Tech	L	36	1	3	.333	0	2	.000	0	2	.000	1	0	1	5	3	0	0	0	-6	2

Career

- Appeared in 33 games and made three starts as a freshman.
- Played 12.0 minutes per game, averaging 1.4 points, 1.2 rebounds and 1.2 assists per game
- Scored career-high nine points in a win over Georgia Tech (Jan. 24). He finished 3-for-5 from the floor, 1-for-1 from three and 2-for-2 at the foul line. Also added two assists and one steal.
- Finished with 11 games of two or more assists, including a career-high five in a win at Florida State (Jan. 28). He totaled four on two separate occasions.
- He is the younger brother of current Tiger Chase Hunter, and was ranked No. 64 in the ESPN 100 and rated a four-star prospect.
- Hunter chose Clemson over Baylor, Auburn, Florida State, Kentucky, Georgia and Georgia Tech.



2023-24 SEASON HIGHS

CAREER HIGHS

7 vs. Queens (12/22/23) PTS.....9 vs. Georgia Tech (1/24/23)

3 vs. Queens (12/22/23) FG..... 3, 3x, last vs. Queens (12/22/23)

1, 8x, last vs. Boston College (1/13/24) 3FG..... 1, 11x, last vs. Boston College (1/13/24)

2, 2x, last vs. TCU (12/9/23) FT 2, 4x, last vs. TCU (12/9/23)

1, 4x, last vs. Queens (12/22/23) OR.....2 vs. Loyola Maryland (11/21/22)

4 vs. Winthrop (11/6/23) DR.....4 vs. Winthrop (11/6/23)

4, 5x, last vs. Queens (12/22/23) TOT 4, 5x, last vs. Queens (12/22/23)

5 at Memphis (12/16/23) AST5, 2x, last at Memphis (12/16/23)

2 vs. Alcorn State (11/24/23) STL 2, 2x, last vs. Alcorn State (11/24/23)

..... BLK..... 1 vs. California (11/26/22)

36 vs. Georgia Tech (1/16/24) MIN.....36, 2x, last vs. Georgia Tech (1/16/24)

Player Facts

Major: Parks, Recreation, Tourism Management

Birthday: April 16, 2003

Instagram: @dillonhunter

Full bio, game-by-game stats, career stats and NIL opportunities available:

CLEMSONTIGERS.COM

Career Stats																								
Year	GP	GS	Min.	FG	FGA	Pct.	FG	FGA	Pct.	FT	FTA	Pct.	OR	DR	TOT	Avg.	PF	DQ	A	TO	Blk	Stl	Pts.	Avg.
2022-23	33	3	395	17	57	.298	3	20	.150	9	15	.600	5	35	40	1.2	34	0	40	22	1	14	46	1.4
2023-24	17	1	354	19	54	.352	8	26	.308	5	9	.556	6	32	38	2.2	28	1	36	11	0	9	51	3.0
TOTAL	50	4	749	36	111	.324	11	46	.239	14	24	.583	11	67	78	1.6	62	1	76	33	1	23	97	1.9


LAST FIVE GAMES	Date	Opponent	W/L	Min.	Field Goals			3-PT			FT	FTA	Pct.	OR	DR	TOT	PF	A	TO	Blk	Stl	+/-	Pts.
					FG	FGA	Pct.	FG	FGA	Pct.													

Notes

- Redshirting the 2023-24 season.

Career

- 2023 All-Mountain West Third Team, Mountain West Freshman of the Week (Jan. 3, 2022)
- 303 points in 2022 was then-Air Force freshman record in MW era (4th all-time).
- 194 points in MW play in 2022 is an Air Force freshman record.
- 2022 Academic All-Mountain West, 2022 Mountain West Scholar-Athlete, 2023 College Sports Communicators, (CSC) Academic All-District, 2022-23 (Air Force)
- 2023 All-Mountain West Third Team (first sophomore to earn All-MW at Air Force since 2013).
- Team-leading 15.1 ppg., Fourth in Mountain West with 75 three's made. 75 three's is seventh best in a season at Air Force.
- Finished last season 32-for-52 (.615) from the floor in his last five games, including 15-for-30 (.500) from three.
- Led team in scoring 17 times and scored 20+ points six times. Shooting splits of .483/.399/.867
- Led team in scoring in MW play, averaging 14.2 ppg.
- Collegiate Hoops Roadshow All-Tournament Team
- Led Floyd Central to its first section title in 31 years as a junior, averaged 19.9 ppg as a senior and scored 1,228 career points.
- Scored career-high 44 points in final regular season game of high school career.
- 3x first-team All-Hoosier Hills Conference, Indiana Junior All-Star, Indiana Basketball Coaches Association Large School All-State Team and All-State honorable mention by AP.



2023-24 SEASON HIGHS

CAREER HIGHS

..... PTS..... 27 vs. South Dakota (12/6/22)

..... FG..... 11 vs. New Mexico (2/10/23)

..... 3FG..... 5 at UNLV (3/8/23)

..... FT 11 vs. Delaware (11/11/22)

..... OR..... 4 at San Jose St. (1/25/22)

..... DR..... 8 at UNLV (3/8/23)

..... TOT 9 at UNLV (3/8/23)

..... AST 7 at Utah St. (2/14/23)

..... STL 2 vs. San Jose St. (3/4/23)

..... BLK..... 1, 4x, last vs. Utah St. (2/14/23)

..... MIN.....45 at UNLV (3/8/23)

Player Facts

Major: Economics

Birthday: March 5, 2003

Instagram: @jakeheidbreder

Full bio, game-by-game stats, career stats and NIL opportunities available:

CLEMSONTIGERS.COM

Career Stats																								
Year	GP	GS	Min.	FG	FGA	Pct.	FG	FGA	Pct.	FT	FTA	Pct.	OR	DR	TOT	Avg.	PF	DQ	A	TO	Blk	Stl	Pts.	Avg.
2021-22*	29	29	988	106	213	.498	44	116	.379	47	59	.797	25	69	94	3.2	72	1	56	36	3	15	303	10.4
2022-23*	32	32	1042	168	344	.488	75	188	.399	72	83	.867	13	93	106	3.3	63	1	53	54	1	19	483	15.1
2023-24																								
TOTAL	61	61	2030	274	557	.492	119	304	.391	119	142	.838	38	162	200	3.3	135	2	109	90	4	34	786	12.9

* Games played at Air Force

LAST FIVE GAMES	Field Goals																				
	Date	Opponent	W/L	Min.	FG	FGA	Pct.	3-PT	FG	FGA	Pct.	FT	FTA	Pct.	OR	DR	TOT	PF	A	TO	Blk
	1/3	Miami (Fla.)	L	30	4	7	.571	1	2	.500	2	2	1.000	4	7	11	3	2	2	0	2
	1/6	North Carolina	L	34	5	8	.625	0	0	.000	6	7	.857	4	7	11	1	2	1	4	5
	1/10	Virginia Tech	L	24	7	10	.700	1	1	1.000	0	1	.000	5	3	8	3	2	0	0	0
	1/13	Boston College	W	17	3	5	.600	0	1	.000	1	1	1.000	3	3	6	4	1	2	0	0
	1/16	Georgia Tech	L	38	7	10	.700	0	0	.000	6	8	.750	8	7	15	1	4	2	0	0

Notes

- Sixth career double-double with (20p/15r) vs. Georgia Tech (1/16).
- New season-high seven made field goals at Virginia Tech (1/10).
- Career highs in blocks (5) and steals (4) vs. UNC (1/6)
- Set a new season high with seven offensive rebounds and career-high with 17 rebounds in win at Pittsburgh (12/3).
- Tied his then-career high with 14 rebounds at Alabama (11/28).
- Opened the season with 16 and seven against Winthrop (11/6).



2023-24 SEASON HIGHS

CAREER HIGHS

20 vs. Georgia Tech (1/16/24).....PTS.....20, 2x, last vs. Georgia Tech (1/16/24)
7, 2x, last vs. Georgia Tech (1/16/24)....FG.....9 vs. The Citadel (11/7/22)
2 vs. Winthrop (11/6/23).....3FG.....3 vs. NC State (3/9/23)
6, 2x, last vs. Georgia Tech (1/16/24)....FT.....6, 2x, last vs. Georgia Tech (1/16/24)
8 vs. Georgia Tech (1/16/24).....OR.....9 vs. The Citadel (11/7/22)
11 at Alabama (11/28/23).....DR.....11 at Alabama (11/28/23)
17 at Pittsburgh (12/3/23).....TOT.....17 at Pittsburgh (12/3/23)
5 vs. TCU (12/9/23).....AST.....6, 3x, last vs. Syracuse (2/22/23)
4 vs. North Carolina (1/6/24).....STL.....4 vs. North Carolina (1/6/24)
5 vs. North Carolina (1/6/24).....BLK.....5 vs. North Carolina (1/6/24)
38 vs. Georgia Tech (1/16/24).....MIN.....38 vs. Georgia Tech (1/16/24)

Career

- Appeared in 34 games and made 22 starts (both career highs), while averaging a career-best 19.8 minutes per contest.
- Averaged career highs in points (5.5), rebounds (4.1), assists (1.9), field goal percentage (51.1) and 3-point percentage (33.3).
- Totaled five double-digit scoring games, one double-digit rebounding game, his first career double-double and 10 games with at least three assists.
- First career double double came in the season opener against The Citadel (Nov. 7). Scored 20 points and collected 14 rebounds, including nine on the offensive glass.
- The nine offensive rebounds were the most for a Tiger since James Mays had 10 at Maryland on Jan. 13, 2007. It was the most by a Tiger in Littlejohn Coliseum since Sharrod Ford had 10 vs. Georgia Tech on Feb. 28, 2004.
- Produced a big game in a 72-64 win over Duke (Jan. 14). Posted six points, eight rebounds and six assists, while drawing a career-high three charges. He was just one charge off from the program record of four in a game. He played a career-high 36 minutes against the Blue Devils.
- Of his five double-digit scoring games, two came in back-to-back contests against Notre Dame (March 4) and NC State in the ACC Tournament (March 9).
- Schieffelin chose Clemson over Virginia Tech and Dayton.

Player Facts

Major: Pre-Business
Birthday: March 1, 2003
Instagram: @ian4schieff

Full bio, game-by-game stats, career stats and NIL opportunities available:

CLEMSONTIGERS.COM

Career Stats																					
Year	GP	GS	Min.	FG	FGA	Pct.	FG	FGA	Pct.	FT	FTA	Pct.	OR	DR	TOT	Avg.	PF	DQ	A	TO	Blk
2021-22	30	7	349	34	86	.395	5	16	.313	20	28	.714	28	56	84	2.8	48	1	27	22	6
2022-23	34	22	672	72	141	.511	9	27	.333	33	48	.688	41	100	141	4.1	62	1	64	37	9
2023-24	17	17	441	64	108	.593	9	16	.563	32	43	.744	60	107	167	9.8	41	0	37	20	11
TOTAL	81	46	1463	170	335	.507	23	59	.390	85	119	.714	129	263	392	4.8	151	2	128	79	26

LAST FIVE GAMES	Field Goals																				
	Date	Opponent	W/L	Min.	FG	FGA	Pct.	3-PT	FG	FGA	Pct.	FT	FTA	Pct.	OR	DR	TOT	PF	A	TO	Blk
	11/12	Davidson	W	5	0	1	.000	0	0	.000	0	0	.000	0	0	2	2	0	0	0	1
	11/19	Boise State	W	20	1	3	.333	0	0	.000	0	0	.000	2	2	4	2	0	1	0	1
	11/24	Alcorn State	W	15	2	5	.400	1	4	.250	0	0	.000	1	1	2	2	1	0	0	0
	11/28	Alabama	W	12	0	1	.000	0	1	.000	0	0	.000	0	0	0	1	0	0	0	0
	1/16	Georgia Tech	L	10	0	3	.000	0	2	.000	0	0	.000	1	1	2	1	1	0	0	0

Career

- Made return to lineup on 2/11 at Boston College after missing previous 10 games due to injury suffered at end of Clemson game (Dec. 30, 2022).
- Scored 6 points, knocking down both three-point attempts and added four rebounds and an assist in 10 minutes at Boston College (Feb. 11).
- Stuffed stat sheet with 14 points, 9 rebounds and a career-high 6 assists in win over Louisville (Dec. 22).
- Posted a double-double with 10 points/10 rebounds and added a career-high 5 steals in win over Campbell (Nov. 11)
- Made NC State debut on Nov. 7 vs. Austin Peay and had 15 points, 7 rebounds, 3 steals and a career-high tying 2 blocks
- Averaged 12.0 points per game last season at La Salle
- Scored career-high 30 points on 13-of-19 shooting at Duquesne on 3/5/22
- Averaged 12.0 points per game, improving the number to 13.7 points in conference play in 2021-22 at La Salle.
- In 2020-21, returned from injury to play in 24 games, including 19 starts. Led Explorers in scoring (9.9 ppg) and ranked second in rebounding (5.2 rpg).
- Medical redshirt in 2019-20.

2023-24 SEASON HIGHS

CAREER HIGHS

6 vs. Winthrop (11/6/23).....PTS.....30 at Duquesne (3/5/22)
2, 2x, last vs. Alcorn State (11/24/23) ...FG.....13 at Duquesne (3/5/22)
2 vs. Winthrop (11/6/23).....3FG.....5 at St. Joseph's (1/17/22)
2 vs. UAB (11/10/23).....FT.....10 vs. Bucknell (12/4/18)
2 vs. Boise State (11/19/23).....OR.....5, 3x, last at Duke (2/28/23)
5 vs. Winthrop (11/6/23).....DR.....9 vs. Creighton (3/17/23)
5 vs. Winthrop (11/6/23).....TOT.....13, 2x, last vs. St. Joseph's (3/9/22)
2 vs. Winthrop (11/6/23).....AST.....6 vs. Louisville (12/22/22)
1, 2x, last vs. Boise State (11/19/23)....STL.....5 vs. Campbell (11/11/22)
1, 3x, last vs. Davidson (11/12/23).....BLK.....2, 3x, vs. last vs. Pittsburgh (12/2/22)
20 vs. Boise State (11/19/23).....MIN.....42 at Delaware (11/17/21)

Player Facts

Major: Economics
Birthday: February 14, 2000
Instagram: @jack5clark

Full bio, game-by-game stats, career stats and NIL opportunities available:

CLEMSONTIGERS.COM

- Jack's grandfather, John Parker, was one of the first black referees in the NBA. The day he debuted as a referee in 1969, his first game was also the professional debut of Kareem Abdul-Jabbar. It was a nationally televised game on ABC's Wide World of Sports.

Career Stats																					
Year	GP	GS	Min.	FG	FGA	Pct.	FG	FGA	Pct.	FT	FTA	Pct.	OR	DR	TOT	Avg.	PF	DQ	A	TO	Blk
2018-19*	9	1	242	28	68	.412	16	39	.410	23	30	.767	13	26	39	4.3	20	0	10	10	2
2020-21*	24	19	619	91	231	.394	32	116	.276	23	29	.793	28	96	124	5.2	53	1	28	47	7
2021-22*	30	23	912	133	346	.384	48	161	.298	47	59	.797	51	124	175	5.8	48	1	49	57	7
2022-23^	23	17	618	79	181	.436	28	97	.289	21	25	.840	46	112	158	6.9	48	2	35	11	9
2023-24	7	3	91	6	21	.286	3	13	.231	2	3	.667	5	12	17	2.4	8	0	4	1	3
TOTAL	93	63	2485	337	847	.398	127	426	.298	116	146	.795	143	370	513	5.5	187	4	126	126	28

* Games played at La Salle; ^ Games played at NC State


	Date	Opponent	W/L	Min.	Field Goals			3-PT			FT	FTA	Pct.	Rebounds			PF	A	TO	Blk	Stl	+/-	Pts.
					FG	FGA	Pct.	FG	FGA	Pct.				OR	DR	TOT							
LAST FIVE GAMES	1/3	Miami (Fla.)	L	18	2	3	.667	0	0	.000	0	0	.000	0	2	2	2	2	1	1	1	-9	4
	1/6	North Carolina	L	15	1	2	.500	0	0	.000	0	0	.000	0	1	1	1	0	0	1	0	-1	2
	1/10	Virginia Tech	L	14	3	3	1.000	0	0	.000	0	0	.000	0	1	1	2	1	2	0	1	-5	6
	1/13	Boston College	W	19	5	6	.833	0	0	.000	1	3	.333	1	2	3	2	1	1	0	1	10	11
	1/16	Georgia Tech	L	19	3	6	.500	0	0	.000	2	4	.500	0	1	1	2	0	2	0	0	-8	8

Notes

- Career high 19 points on a career best eight field goals vs. Queens (12/22/23).

Career

- Appeared in 33 games last season, including one start against NC State (Dec. 30). He averaged 9.4 minutes per contest.
- Averaged 3.2 points, 2.1 rebounds and 0.3 assists per game. He shot 59.7 percent from the floor and 33.3 percent from three.
- Scored a career-high 10 points in a win at Virginia Tech (Jan. 4). Hit two huge 3-pointers and finished 4-for-5 from the floor in the victory. The two made threes were a season high.
- Produced 10 games of 3 or more rebounds, including a career high eight at Boston College (Jan. 31).
- He also had three offensive rebounds earlier in the year against Loyola Chicago (Dec. 10).
- Steady contributor off the Tiger bench all season long, giving great minutes, scoring punches, rebounding and rim protection. He blocked 17 shots last season which was second on the team behind All-ACC center PJ Hall.
- Finished a stretch of games 13-for-16 from the floor from Dec. 17 to Jan. 11.
- The gap of games included his 4-for-5 against Virginia Tech and also a 3-for-3 game at Louisville (Jan. 11).
- Godfrey is a 6-7, 225-pound forward from Suwanee, Ga. and is rated as a three-star prospects by 247Sports (#130) and Rivals (#135).
- Godfrey averaged 16.0 points, 9.0 rebounds, 4.0 assists and 3.0 blocks per game last season. He is the rated the No. 5 player in the state of Georgia.
- His father, Randall Godfrey, is an 11-year NFL veteran who played linebacker for the Dallas Cowboys, Tennessee Titans, Seattle Seahawks, San Diego Chargers and the Washington Football Team.
- Godfrey chose Clemson over Ole Miss, Texas Tech, Georgia Tech, Utah and Georgia.



2023-24 SEASON HIGHS	CAREER HIGHS
19 vs. Queens (12/22/23).....PTS.....	19 vs. Queens (12/22/23)
8 vs. Queens (12/22/23).....FG.....	8 vs. Queens (12/22/23)
1 vs. Winthrop (11/6/23).....3FG.....	2 at Virginia Tech (1/4/23)
4 vs. UAB (11/10/23).....FT.....	4 at Boston College (1/31/23)
4, 2x, last vs. Radford (12/29/23).....OR.....	4 vs. Boise State (11/19/23)
7 vs. TCU (12/9/23).....DR.....	7 vs. TCU (12/9/23)
10 vs. TCU (12/9/23).....TOT.....	10 vs. TCU (12/9/23)
2 vs. TCU (12/9/23).....AST.....	2, 2x, last vs. TCU (12/9/23)
2 vs. South Carolina (12/6/23).....STL.....	2 vs. South Carolina (12/6/23)
4 vs. Boise State (11/19/23).....BLK.....	4 vs. Boise State (11/19/23)
26 vs. Davidson (11/12/23).....MIN.....	26 vs. Davidson (11/12/23)

Player Facts
Major: Parks, Recreation, Tourism Management
Birthday: June 10, 2003
Instagram: @randallgodfreyjr

Full bio, game-by-game stats, career stats and NIL opportunities available:


CLEMSONTIGERS.COM

Year	GP	GS	Min.	FG	FGA	Pct.	FG	FGA	Pct.	FT	FTA	Pct.	OR	DR	TOT	Avg.	PF	DQ	A	TO	Blk	Stl	Pts.	Avg.
2022-23	33	1	310	43	72	.597	3	9	.333	17	26	.654	22	47	69	2.1	50	1	11	25	17	8	106	3.2
2023-24	17	0	290	56	88	.636	1	2	.500	13	27	.481	17	44	61	3.6	38	1	15	22	13	9	126	7.4
TOTAL	50	1	600	99	160	.619	4	11	.364	30	53	.566	39	91	130	2.6	88	2	26	47	30	17	232	4.6

	Date	Opponent	W/L	Min.	Field Goals			3-PT			FT	FTA	Pct.	Rebounds			PF	A	TO	Blk	Stl	+/-	Pts.
					FG	FGA	Pct.	FG	FGA	Pct.				OR	DR	TOT							
LAST FIVE GAMES	1/3	Miami (Fla.)	L	34	6	14	.429	4	10	.400	2	2	1.000	0	2	2	1	5	0	1	0	-10	18
	1/6	North Carolina	L	32	1	10	.100	0	4	.000	3	4	.750	0	3	3	3	2	0	0	0	-15	5
	1/10	Virginia Tech	L	33	3	10	.300	1	5	.200	5	5	1.000	0	2	2	1	4	6	0	2	-14	12
	1/13	Boston College	W	34	8	16	.500	5	11	.455	5	6	.833	0	6	6	1	1	1	1	1	0	26
	1/16	Georgia Tech	L	43	2	9	.222	2	5	.400	5	5	1.000	0	2	2	1	2	1	0	0	1	11

Notes

- Girard netted a season-best 26 points in win over Boston College (1/13).
- Previous high was 25 points in a win at Pitt (12/3).
- Girard III scored a then-season-high 23 points on nine field goals, including three 3-pointers in a win over Boise State (11/19). Tallied four rebounds and three assists.
- Became just the 15th player since the 1992-93 season to accumulate 1,800+ points, 325+ 3-pointers and 475+ assists in a career. Girard is the lone ACC representative.
- Since appearing in his first game as a freshman at Syracuse, Girard III is one of just two players since 2019-20 to accumulate at least 1,800 points, 475 assists and 325 threes. He's joined by Antoine Davis (Detroit).
- Girard III netted a season-best 17 points in the Tigers win over Davidson (11/12) and he finished with six field goals, five from 3-point range. Added five assists.



2023-24 SEASON HIGHS	CAREER HIGHS
26 vs. Boston College (1/13/24).....PTS.....	31 vs. Richmond (11/21/22)
9 vs. Boise State (11/19/23).....FG.....	12 vs. Richmond (11/21/22)
6 at Pittsburgh (12/3/23).....3FG.....	7 at Miami (Fla.) (1/5/22)
8 vs. TCU (12/9/23).....FT.....	11 vs. NC State (1/31/21)
1, 2x, last vs. Queens (12/22/23).....OR.....	3 at Notre Dame (1/22/20)
9 at Memphis (12/16/23).....DR.....	9 at Memphis (12/16/23)
9 at Memphis (12/16/23).....TOT.....	9, 2x, last at Memphis (12/16/23)
6 vs. Queens (12/22/23).....AST.....	10 at NC State (2/2/22)
2, 2x, last at Virginia Tech (1/10/24)....STL.....	6 vs. Northeastern (12/16/20)
2 at Miami (Fla.) (1/3/24).....BLK.....	2 at Miami (Fla.) (1/3/24)
43 vs. Georgia Tech (1/16/24).....MIN.....	45 at North Carolina (2/28/22)

Player Facts
Major: Athletic Leadership
Birthday: November 27, 2000
Instagram: @jg3

Full bio, game-by-game stats, career stats and NIL opportunities available:

CLEMSONTIGERS.COM

Year	GP	GS	Min.	FG	FGA	Pct.	FG	FGA	Pct.	FT	FTA	Pct.	OR	DR	TOT	Avg.	PF	DQ	A	TO	Blk	Stl	Pts.	Avg.
2019-20*	32	30	1057	122	351	.348	70	216	.324	84	94	.894	5	92	97	3.0	47	0	113	60	3	47	398	12.4
2020-21*	28	28	776	92	259	.355	50	150	.333	39	50	.780	6	75	81	2.9	34	0	99	59	2	39	273	9.8
2021-22*	33	33	1126	142	362	.392	89	221	.403	82	93	.882	11	81	92	2.8	42	0	138	92	1	53	455	13.8
2022-23*	32	32	1109	177	439	.403	88	231	.381	84	98	.857	6	84	90	2.8	31	0	95	78	0	26	526	16.4
2023-24	17	17	551	78	182	.429	50	118	.424	53	58	.914	3	57	60	3.5	26	0	58	23	4	10	259	15.2
TOTAL	142	140	4615	611	1594	.383	347	937	.370	342	393	.870	31	390	421	3.0	180	0	502	312	10	175	1911	13.5

* Games played at Syracuse


LAST FIVE GAMES	2023-24 Season																						
	Game Information				Field Goals			3-PT			FT			Rebounds			Other Stats			Points			
	Date	Opponent	W/L	Min.	FG	FGA	Pct.	FG	FGA	Pct.	FT	FTA	Pct.	OR	DR	TOT	PF	A	TO	Blk	Stl	+/-	Pts.
	11/6	Winthrop	W	21	3	4	.750	3	4	.750	0	0	.000	0	0	0	1	3	1	1	0	19	9
	11/10	UAB	W	18	0	3	.000	0	3	.000	0	0	.000	0	2	2	1	1	0	0	1	-5	0
	11/12	Davidson	W	20	3	8	.375	3	8	.375	0	0	.000	0	1	1	2	2	2	0	0	11	9
	11/19	Boise State	W	10	1	3	.333	1	2	.500	2	2	1.000	0	0	0	0	1	1	0	1	6	5
11/24	Alcorn State	W	10	1	3	.333	1	2	.500	0	2	.000	0	0	0	1	0	0	0	0	-1	3	

Notes

- Announced his return for his fifth season on April 7, 2023.
- Sixth all-time in three-point shooting in Clemson history - 42.9 percent.

Career

- Battled plantar fasciitis in his foot most of the year, but appeared in 20 games and made 12 starts, averaging 24.0 minutes per contest.
- Averaged 6.9 points, 1.8 rebounds and 1.1 assists, while shooting 50.0 percent from the field and 47.1 percent from three.
- Produced five double-digit scoring games and six in which he made at least three 3-pointers.
- Scored a season-high 18 points against USC Upstate (Nov. 15).
- Finished 7-for-9 from the floor and 4-for-6 from three.
- Totalled three-straight games in double-figures from Nov. 29 to Dec. 7.
- Scored 15 points in an overtime win over Penn State (Nov. 29), hitting five field goals, including four threes.
- Netted 12 points in a comeback win over Wake Forest (Dec. 2) in the ACC opener and finished 4-for-6 from 3-point range.
- Scored 15 points in a victory over Towson (Dec. 7), finishing 4-for-6 from the field and 3-for-4 from three.
- He finished the stretch of games 11-for-16 from 3-point range to propel the Tigers to a 3-0 record in those contests.
- Hurt his foot in a win over Richmond (Dec. 17) and returned for the first time on Jan. 31, playing limited minutes in eight games the rest of the season.



2023-24 SEASON HIGHS

9 vs. Winthrop (11/6/23).....	PTS.....	18 vs. USC Upstate (11/15/22)
3, 2x, last vs. Davidson (11/12).....	FG.....	7 vs. USC Upstate (11/15/22)
3, 2x, last vs. Davidson (11/12).....	3FG.....	5 at Wake Forest (2/24/21)
2 vs. Boise State (11/19/23).....	FT.....	6 vs. Morehead State (12/21/20)
.....	OR.....	1, 2x, last vs. Florida State (2/29/20)
2 vs. UAB (11/10/23).....	DR.....	5 vs. California (11/26/22)
2 vs. UAB (11/10/23).....	TOT.....	6 vs. California (11/26/22)
3 vs. Winthrop (11/6/23).....	AST.....	3, 3x, last vs. Winthrop (11/6/23)
1 vs. UAB (11/10/23).....	STL.....	2, 3x, last at Boston College (1/31/23)
1 vs. Winthrop (11/6/23).....	BLK.....	1, 5x, last vs. Winthrop (11/6/23)
21 vs. Winthrop (11/6/23).....	MIN.....	41 vs. Penn State (11/29/22)

CAREER HIGHS

Player Facts

Major: Athletic Leadership
Birthday: June 17, 2001
Instagram: @alexhemenway

Full bio, game-by-game stats, career stats and NIL opportunities available:

CLEMSONTIGERS.COM

Career Stats

Year	GP	GS	Min.	FG	FGA	Pct.	FG	FGA	Pct.	FT	FTA	Pct.	OR	DR	TOT	Avg.	PF	DQ	A	TO	Blk	Stl	Pts.	Avg.
2019-20	15	0	183	25	50	.500	20	42	.476	2	2	1.000	3	10	13	0.9	12	0	6	6	0	0	72	4.8
2020-21	24	11	376	36	86	.419	24	62	.387	16	18	.889	0	31	31	1.3	33	0	14	19	2	9	112	4.7
2021-22	31	2	454	50	121	.413	39	96	.406	22	31	.710	6	35	41	1.3	40	0	10	10	0	7	161	5.2
2022-23	20	12	480	46	92	.500	33	70	.471	12	16	.750	3	32	35	1.8	32	0	21	13	2	9	137	6.9
2023-24	5	0	78	8	21	.381	8	19	.421	2	4	.500	0	3	3	0.6	5	0	7	4	1	2	26	5.2
TOTAL	95	25	1571	165	370	.446	124	289	.429	54	171	.761	12	111	123	1.3	122	0	58	52	5	27	508	5.3

LAST FIVE GAMES																							
					Field Goals			3-PT						Rebounds									
	Date	Opponent	W/L	Min.	FG	FGA	Pct.	FG	FGA	Pct.	FT	FTA	Pct.	OR	DR	TOT	PF	A	TO	Blk	Stl	+/-	Pts.
	11/24	Alcorn State	W	1	0	1	.000	0	1	.000	0	0	.000	0	0	0	0	0	0	0	0	0	
	12/22	Queens	W	2	1	2	.500	0	1	.000	0	0	.000	1	1	2	0	0	0	0	0	0	
	12/29	Radford	W	2	0	1	.000	0	1	.000	0	0	.000	0	0	0	0	0	1	0	0	-6	0

Notes

- First season on the active roster after serving two years as a team manager. Heavy contributor on scout team.
- Attended nearby Daniel High School and served as a team captain. Led team to a 23-6 record – an all-time best for Daniel.
- Selected to play in All Star Tri-County Tip Off Classic
- Mountain Lakes First Team Selection
- All-Region runner-up
- All-Academic team for four years
- Highest 3-point percentage for Daniel High School
- Played AAU for Carolina Pressure



2023-24 SEASON HIGHS

2 vs. Queens (12/22/23).....	PTS.....	2 vs. Queens (12/22/23)
1 vs. Queens (12/22/23).....	FG.....	1 vs. Queens (12/22/23)
.....	3FG.....
.....	FT.....
1 vs. Queens (12/22/23).....	OR.....	1 vs. Queens (12/22/23)
1 vs. Queens (12/22/23).....	DR.....	1 vs. Queens (12/22/23)
2 vs. Queens (12/22/23).....	TOT.....	2 vs. Queens (12/22/23)
.....	AST.....
.....	STL.....
.....	BLK.....
2, 2x, last vs. vs. Radford (12/29/23)....	MIN.....	2, 2x, last vs. Radford (12/29/23)

CAREER HIGHS

Player Facts

Major: Management
Birthday: March 1, 2002
Instagram: @a.latiff11

Full bio, game-by-game stats, career stats and NIL opportunities available:


CLEMSONTIGERS.COM

Career Stats

Year	GP	GS	Min.	FG	FGA	Pct.	FG	FGA	Pct.	FT	FTA	Pct.	OR	DR	TOT	Avg.	PF	DQ	A	TO	Blk	Stl	Pts.	Avg.
2023-24	3	0	6	1	4	.250	0	3	.000	0	0	.000	1	1	2	0.7	0	0	0	1	0	0	2	0.7
TOTAL	3	0	6	1	4	.250	0	3	.000	0	0	.000	1	1	2	0.7	0	0	0	1	0	0	2	0.7

Notes

- Redshirting the 2023-24 season.
- Thomas is a 6-7, 185-pound guard from Lake Forest, Ill. and is rated a three-star prospect, according to 247Sports and Rivals.
- Thomas led the Illinois Wolves (AAU) in scoring this past summer on the UAA circuit averaging 15.1 points per game, while shooting 45.0 percent from the field and 38.0 percent from three. He was recognized by Synergy Sports as being the most offensively efficient player on the UAA 17U circuit this past summer. Thomas averaged a circuit-best 1.07 points per possession.
- At Lake Forest High School, Thomas averaged 17.1 points and 6.3 rebounds per game, while shooting 40.3 percent from three and 85.2 percent from the foul line. He made a school-record 98 three-point field goals and scored 1,130 career points.
- Thomas was ranked as the eighth-best player in the 2023 class from the state of Illinois.
- Thomas chose Clemson over Illinois, Iowa, Wisconsin, Virginia Tech, Marquette and DePaul.



2023-24 SEASON HIGHS

.....	PTS
.....FG
.....3FG
.....FT
.....OR
.....DR
.....	TOT
.....	AST
.....	STL
.....	BLK
.....	MIN

Player Facts

Major: Sports Communication

Birthday: February 16, 2005

Instagram: @_asathomas_


Full bio, game-by-game stats, career stats and NIL opportunities available:

CLEMSONTIGERS.com

20 MATT KELLY G • 6-2 • 175 • PORTER-GAUD (S.C.) • JUNIOR

Career

- Appeared in six games last season and totaled seven minutes last season.
- Scored first career points at North Carolina (Feb. 11).
- Finished the season 2-for-2 from the field, scoring in two games, including a win over Florida State (Feb. 15).
- Attended Porter-Gaud High School and lettered in both football and basketball.



2023-24 SEASON HIGHS

PTS	2, 2x, last vs. Florida State (2/15/23)
FG	1, 2x, last vs. Florida State (2/15/23)
3FG	
FT	
OR	
DR	1 vs. Richmond (12/17/22)
TOT	1 vs. Richmond (12/17/22)
AST	1 vs. Richmond (12/17/22)
STL	1, 2x, last vs. Queens (12/22/23)
BLK	
3 vs. Radford (12/29/23)	3 vs. Radford (12/29/23)

Player Facts

Major: History

Birthday: August 1, 2002

Instagram: @matt.kelly1

Full bio, game-by-game stats, career stats and NIL opportunities available:

CLEMSONTIGERS.com

Career Stats				Field Goals			3-PT			Rebounds														
Year	GP	GS	Min.	FG	FGA	Pct.	FG	FGA	Pct.	FT	FTA	Pct.	OR	DR	TOT	Avg.	PF	DQ	A	TO	Blk	Stl	Pts.	Avg.
2022-23	6	0	7	2	2	1.000	0	0	.000	0	0	.000	0	1	1	0.2	0	0	1	0	0	1	4	0.7
2023-24	3	0	7	0	1	.000	0	0	.000	0	0	.000	0	0	0	0.0	0	0	0	0	0	1	0	0.0
TOTAL	9	0	14	2	3	.667	0	0	.000	0	0	.000	0	1	1	0.1	0	0	1	0	0	2	4	0.4


LAST FIVE GAMES	Date	Opponent	W/L	Min.	Field Goals			3-PT			FT	FTA	Pct.	OR	DR	TOT	PF	A	TO	Blk	Stl	+/-	Pts.
	1/3	Miami (Fla.)	L	31	4	9	.444	4	7	.571	0	0	.000	1	1	2	1	3	0	0	0	-9	12
	1/6	North Carolina	L	24	2	7	.286	1	4	.250	0	0	.000	0	1	1	1	0	0	0	0	-9	5
	1/10	Virginia Tech	L	22	5	7	.714	2	4	.500	0	0	.000	1	2	3	0	0	0	1	0	-9	12
	1/13	Boston College	W	21	2	5	.400	0	2	.000	3	3	1.000	1	2	3	1	1	0	1	0	7	7
	1/16	Georgia Tech	L	15	0	1	.000	0	1	.000	0	0	.000	1	3	4	0	0	1	0	0	0	0

Notes

- New career high of 19 points at Memphis (12/16). Finished 8-for-12 from the floor (new career best) and 3-for-6 from three (tied career best).

Career

- Appeared in 27 games last season, all off of the Tiger bench. He averaged 8.9 minutes per game.
- Averaged 2.4 points, 0.9 rebounds and 0.4 assists per game last season, including two double-digit scoring games.
- Totaled three blocks and four steals.
- Finished the season shooting 44.4 percent from the floor, 40.0 percent from three and 66.7 percent at the foul line.
- Scored in double-figures twice in a three game stretch, including a career-high 12 points in a win over Georgia Tech (Jan. 24).
- He finished 5-for-7 from the floor and 2-for-3 from three.
- The 12 points and five made field goals were both season highs.
- Netted 10 points at Wake Forest (Jan. 17) and made a season high three 3-pointers. Also collected a season high four rebounds in the loss to Wake.
- Wiggins is a 6-9, 205-pound forward from Covington, Ga. and is rated a three-star prospect, according to 247Sports and Rivals.
- Wiggins averaged 12.1 points, 6.6 rebounds, 2.3 assists, 1.2 steals and 1.8 blocks per game last season for Grayson. He was high school teammates with current Tiger Ian Schieffelin (Loganville, Ga./Grayson).
- Wiggins is ranked as the fourth-best player in the 2022 class from the state of Georgia and is a Top 150 player according to 247Sports.
- Wiggins chose Clemson over NC State, Georgia, South Florida and Maryland.



2023-24 SEASON HIGHS

2023-24 SEASON HIGHS	CAREER HIGHS
19 at Memphis (12/16/23)..... PTS.....	19 at Memphis (12/16/23)
8 at Memphis (12/16/23)..... FG.....	8 at Memphis (12/16/23)
4 at Miami (Fla.) (1/3/24)..... 3FG.....	4 at Miami (Fla.) (1/3/24)
3 vs. Boston College (1/13/24)..... FT.....	3 vs. Boston College (1/13/24)
2, 2x, last vs. Radford (12/29/23)..... OR.....	2 at Memphis (12/16/23)
5, 3x, last vs. Queens (12/22/23)..... DR.....	5, 3x, last vs. Queens (12/22/23)
7 at Memphis (12/16/23)..... TOT.....	7 at Memphis (12/16/23)
3 at Miami (Fla.) (1/3/24)..... AST.....	3, 2x, last at Miami (Fla.) (1/3/24)
1 vs. Queens (12/22/23)..... STL.....	2 vs. Virginia Tech (1/21/23)
1, 4x, last vs. Boston College (1/13/24) BLK.....	1, 6x, last vs. Boston College (1/13/24)
34 at Memphis (12/16/23)..... MIN.....	34 at Memphis (12/16/23)

Player Facts

Major: Parks, Recreation, Tourism Management
 Birthday: February 7, 2004
 Instagram: @chauncey.30

Full bio, game-by-game stats, career stats and NIL opportunities available:

CLEMSONTIGERS.COM

Career Stats

Year	GP	GS	Min.	Field Goals			3-PT			FT	FTA	Pct.	OR	Rebounds			PF	DQ	A	TO	Blk	Stl	Pts.	Avg.
				FG	FGA	Pct.	FG	FGA	Pct.					DR	TOT	Avg.								
2022-23	27	0	241	24	54	.444	14	35	.400	2	3	.667	2	22	24	0.9	13	0	10	6	3	4	64	2.4
2023-24	17	13	349	49	102	.480	19	53	.358	12	15	.800	11	37	48	2.8	19	0	15	16	4	1	129	7.6
TOTAL	44	13	591	73	156	.468	33	88	.375	14	18	.778	13	59	72	1.6	32	0	25	22	7	5	193	4.4


LAST FIVE GAMES	Date	Opponent	W/L	Min.	Field Goals			3-PT			FT	FTA	Pct.	OR	DR	TOT	PF	A	TO	Blk	Stl	+/-	Pts.
	1/3	Miami (Fla.)	L	29	7	13	.538	1	5	.200	2	2	1.000	1	5	6	5	0	4	0	0	-11	17
	1/6	North Carolina	L	25	4	13	.308	0	5	.000	2	4	.500	3	2	5	5	1	1	1	1	-1	10
	1/10	Virginia Tech	L	30	4	13	.308	3	8	.375	0	0	.000	1	3	4	3	0	1	1	0	-11	11
	1/13	Boston College	W	32	10	18	.556	0	2	.000	6	6	1.000	2	9	11	0	0	1	2	1	6	26
	1/16	Georgia Tech	L	41	11	23	.478	1	5	.200	8	10	.800	9	8	17	2	1	1	3	3	1	31

Notes

- Career high 31 points and 17 rebounds in loss to Georgia Tech (1/16).
- First player to score more points than minutes played since Gabe DeVoe (3-3-15). Hall scored 27 points in 19 minutes.
- Fourth double-double of the season vs. Georgia Tech (31p, 17r). 11th of career.
- Totaled 21 points and eight rebounds in 21 minutes in 85-77 win over Alabama.
- 23 20-point games in his career and 26th-straight double-digit scoring game.
- Added 17 points and seven rebounds in a win over Davidson (11/12) to claim the Asheville Championship. He was named Tournament MVP in the process. Totaled a then-season-high 27 points and nine rebounds in a win over UAB (11/10).
- He opened the season with consecutive 20-point games, 20 against Winthrop and 27 against UAB. Hall is the first Clemson player to open the season with consecutive 20-point games since Will Solomon opened the 1999-00 season with consecutive 20-point games against East Tennessee State (21) and Wofford (28).

Career

- Averaged 17.6 points in ACC play last season and was the second leading returning scorer in the ACC this coming season in 2023-24. He was second to new teammate Joseph Girard III.
- Despite being on a minutes restriction for the first two months of the season, he produced 27 double-digit scoring games, 10 20-point games and four double-doubles en route to an All-ACC Third Team season.
- Produced double-doubles in wins at Georgia Tech (25/10), at Pittsburgh (12/10), at Florida State (17/10) and in a loss to Virginia (13/10) in the ACC Tournament semifinals.
- Totaled 26 points and four rebounds in a home victory over Duke (Jan. 14).
- Scored a season-high 28 points to along with eight rebounds at Louisville (Feb. 18).



2023-24 SEASON HIGHS

2023-24 SEASON HIGHS	CAREER HIGHS
31 vs. Georgia Tech (1/16/24)..... PTS.....	31 vs. Georgia Tech (1/16/24)
11, 4x, last vs. Georgia Tech (1/16/24)..... FG.....	12, 2x, last at Louisville (2/18/23)
3, 2x, last at Pittsburgh (12/3/23)..... 3FG.....	4 at Florida State (2/15/22)
8 vs. Georgia Tech (1/16/24)..... TOT.....	12 at Florida State (2/15/22)
9 vs. Georgia Tech (1/16/24)..... OR.....	9 vs. Georgia Tech (1/16/24)
10 at Pittsburgh (12/3/23)..... DR.....	10 at Pittsburgh (12/3/23)
17 vs. Georgia Tech (1/16/24)..... FT.....	17 vs. Georgia Tech (1/16/24)
4, 2x, last vs. Alcorn State (11/24/23)..... AST.....	4, 4x, last vs. Alcorn State (11/24/23)
3, 2x, last vs. Georgia Tech (1/16/24)..... STL.....	3, 4x, last vs. Georgia Tech (1/16/24)
4, 3x, last vs. Queens (12/22/23)..... BLK.....	5 vs. Morehead State (3/15/23)
41 vs. Georgia Tech (1/16/24)..... MIN.....	41 vs. Georgia Tech (1/16/24)

Player Facts

Major: Sports Communication
 Birthday: February 21, 2002
 Instagram: @pjhall_24

Full bio, game-by-game stats, career stats and NIL opportunities available:

CLEMSONTIGERS.COM

Career Stats

Year	GP	GS	Min.	Field Goals			3-PT			FT	FTA	Pct.	OR	Rebounds			PF	DQ	A	TO	Blk	Stl	Pts.	Avg.
				FG	FGA	Pct.	FG	FGA	Pct.					DR	TOT	Avg.								
2020-21	21	0	208	30	61	.492	2	15	.133	12	16	.750	14	28	42	2.0	28	0	2	9	5	4	74	3.5
2021-22	30	29	823	179	363	.493	24	78	.308	82	105	.781	52	122	174	5.8	76	1	48	54	38	16	464	15.5
2022-23	33	27	811	192	359	.535	33	83	.398	88	112	.786	52	135	187	5.7	75	0	33	57	37	22	505	15.3
2023-24	17	17	488	128	243	.527	26	78	.333	59	74	.797	38	83	121	7.1	49	3	29	27	36	19	341	20.1
TOTAL	101	73	2330	529	1026	.516	85	254	.335	241	307	.785	156	368	524	5.2	228	4	112	147	116	61	1384	13.7

LAST FIVE GAMES

Date	Opponent	W/L	Min.	Field Goals			3-PT			Rebounds												
				FG	FGA	Pct.	FG	FGA	Pct.	FT	FTA	Pct.	OR	DR	TOT	PF	A	TO	Blk	Stl	+/-	Pts.
11/24	Alcorn State	W	1	0	0	.000	0	0	.000	0	0	.000	0	1	1	0	0	0	0	0	0	0
12/22	Queens	W	4	0	1	.000	0	1	.000	0	0	.000	0	1	1	0	0	0	0	0	-2	0
12/29	Radford	W	2	0	0	.000	0	0	.000	0	0	.000	0	1	1	1	0	0	0	0	-6	0

Career

- Appeared in seven games and played 10 minutes last season.
- Scored first career basket in a win over Richmond (Dec. 17). He was assisted by his brother Jack Nauseef on the play.
- Totaled his second basket of the season in home win over Notre Dame (March 4).
- Collected four rebounds in four separate games.
- Tallied first career assist in a win over Georgia Tech (Jan. 24). First career block was against Loyola Maryland (Nov. 21) and first career steal was against Notre Dame.
- Appeared in two games in 2021-22.
- Grabbed first career rebound at Notre Dame (Jan. 12).

2023-24 SEASON HIGHS

CAREER HIGHS

PTS..... 2, 2x, last vs. Notre Dame (3/4/23)

FG..... 1, 2x, last vs. Notre Dame (3/4/23)

3FG.....

FT.....

OR..... 1, 2x, last vs. Notre Dame (3/4/23)

DR..... 1, 4x, last vs. Queens (12/22/23)

TOT..... 1, 6x, last vs. Queens (12/22/23)

AST..... 1 at Georgia Tech (12/21/22)

STL..... 1 vs. Notre Dame (3/4/23)

BLK..... 1 vs. Loyola Maryland (11/21/22)

MIN..... 4 vs. Queens (12/22/23)

Player Facts


Major: Microbiology

Birthday: September 29, 2002

Instagram: @dnauseef

Full bio, game-by-game stats, career stats and NIL opportunities available:

CLEMSONTIGERS.COM



Career Stats

	Field Goals						3-PT			Rebounds																	
Year	GP	GS	Min.	FG	FGA	Pct.	FG	FGA	Pct.	FT	FTA	Pct.	OR	DR	TOT	Avg.	PF	DQ	A	TO	Blk	Stl	Pts.	Avg.			
2021-22	2	0	2	0	0	.000	0	0	.000	0	0	.000	1	0	1	0.5	0	0	0	0	0	0	0	0.0			
2022-23	7	0	8	2	3	.667	0	0	.000	0	0	.000	1	3	4	0.6	2	0	1	1	1	1	4	0.6			
2023-24	3	0	7	0	1	.000	0	1	.000	0	0	.000	0	3	3	1.0	1	0	0	0	0	0	0	0.0			
TOTAL	12	0	17	2	4	.500	0	1	.000	0	0	.000	2	6	8	0.7	3	0	1	1	1	1	4	0.3			

LAST FIVE GAMES

Date	Opponent	W/L	Min.	Field Goals			3-PT			Rebounds												
				FG	FGA	Pct.	FG	FGA	Pct.	FT	FTA	Pct.	OR	DR	TOT	PF	A	TO	Blk	Stl	+/-	Pts.
1/3	Miami (Fla.)	L	1+	0	0	.000	0	0	.000	0	0	.000	0	0	0	0	0	0	0	0	-3	0
1/6	North Carolina	L	5	0	1	.000	0	1	.000	0	0	.000	0	2	2	0	0	0	1	0	-9	0
1/10	Virginia Tech	L	4	0	0	.000	0	0	.000	0	0	.000	0	0	0	3	0	0	1	0	-1	0
1/13	Boston College	W	2	0	0	.000	0	0	.000	0	0	.000	0	0	0	0	0	1	0	0	0	0
1/16	Georgia Tech	L	1	0	0	.000	0	0	.000	0	0	.000	0	0	0	0	0	0	0	0	0	0

Career

- Played in all 32 games with 30 starts last season.
- Finished the season with 244 points after averaging 7.6 points per game.
- Posted 139 rebounds on the season and averaged 3.4 per game.
- Finished out the season with 35 total assists.
- Totaled 13 double-figure scoring games.
- Notched a season-high of 16 points against Chattanooga on Feb. 18.
- Recorded a season-high of 10 rebounds against Marshall on Dec. 13.

2023-24 SEASON HIGHS

CAREER HIGHS

3, 2x, last vs. Radford (12/29/23)..... PTS..... 23 at Chattanooga (2/17/22)

1, 5x, last vs. Radford (12/29/23)..... FG..... 10 vs. The Citadel (2/10/22)

1 vs. Radford (12/29/23) 3FG..... 3 vs. The Citadel (2/5/20)

1 vs. South Carolina (12/6/23) FT..... 12 vs. Elon (11/30/21)

2 at Alabama (11/28/23) OR..... 7 vs. UMass (11/19/21)

3 vs. Winthrop (11/6/23)..... DR..... 6, 3x, last at Western Carolina (2/7/22)

3, 2x, last at Alabama (11/28/23) TOT 10, 4x, last vs. Marshall (12/13/22)

2 vs. Winthrop (11/6/23)..... AST..... 3, 6x, last at Chattanooga (2/18/23)

1 vs. Winthrop (11/6/23)..... STL 7 vs. Coppin State (11/15/21)

1 at Alabama (11/28/23) BLK..... 3 at Furman (2/5/22)

14, 2x, last at Alabama (11/28/23) MIN..... 34 vs. VMI (2/2/22)

Player Facts


Major: Athletic Leadership

Birthday: April 4, 2001

Instagram: @basleyte

Full bio, game-by-game stats, career stats and NIL opportunities available:

CLEMSONTIGERS.COM



Career Stats

	Field Goals						3-PT			Rebounds																	
Year	GP	GS	Min.	FG	FGA	Pct.	FG	FGA	Pct.	FT	FTA	Pct.	OR	DR	TOT	Avg.	PF	DQ	A	TO	Blk	Stl	Pts.	Avg.			
2019-20*	29	0	243	22	49	.449	8	21	.381	11	19	.579	18	21	39	1.3	22	0	5	4	3	8	63	2.2			
2020-21*	29	0	227	15	31	.484	1	11	.091	6	13	.462	20	30	50	1.7	28	0	11	6	7	2	37	1.3			
2021-22*	31	19	753	108	202	.535	2	18	.111	78	107	.729	82	103	185	6.0	55	1	27	39	13	19	296	9.5			
2022-23*	32	30	756	97	200	.485	3	25	.120	47	72	.653	65	74	139	4.3	65	0	35	29	16	18	244	7.6			
2023-24	17	0	80	5	8	.625	1	2	.500	2	5	.400	5	11	16	0.9	12	0	5	4	3	1	13	0.8			
TOTAL	138	49	2060	247	490	.504	15	77	.195	144	216	.667	190	239	429	3.1	182	1	83	82	42	48	653	4.7			

* Games played at UNCG

MISCELLANEOUS STATS

THE LAST TIME...

	CLEMSON	OPPONENT
A player had a triple-double	1/26/93 vs. Maryland (Sharone Wright, 12p/14r/10b)	Never Accomplished
A player had a 20-point, 20-rebound game	12/17/90 vs. SC State (Dale Davis, 22p/21r)	1/11/06 vs. Wake Forest (Eric Williams, 22p/20r)
A player had 30+ points	1/16/24 vs. Georgia Tech (PJ Hall, 31)	1/10/24 at Virginia Tech (Sean Pedulla, 32)
A player had 40+ points	1/24/01 vs. Georgia Tech (Will Solomon, 41)	3/12/11 vs. North Carolina (Harrison Barnes, 40)
A player had 50+ points	2/17/1916 (J.W. Stribling, 50)	2/24/55 at Furman (Darrell Floyd, 56)
A player had 15+ field goals	1/14/87 vs. Furman (Horace Grant, 15)	2/24/82 at Duke (Vince Taylor, 16)
A player had 15+ free throws	1/27/13 vs. Virginia Tech (Milton Jennings, 16)	3/9/16 vs. Georgia Tech (Marcus Georges-Hunt, 15)
A player had 20+ rebounds	3/4/99 vs. Florida State (Harold Jamison, 20)	3/6/19 at Notre Dame (John Mooney, 20)
A player had 15+ assists	2/13/02 vs. Wake Forest (Edward Scott, 16)	1/10/87 vs. Wake Forest (Tyrone "Mugsey" Bogues, 17)
A player had 6+ steals	2/13/16 vs. Georgia Tech (Avry Holmes, 6)	2/3/07 at Georgia Tech (Javaris Crittenton, 7)
A player had 8+ blocks	2/6/16 vs. Virginia Tech (Landry Nnoko, 8)	3/11/94 vs. Duke (Cherokee Parks, 10)
A player converted a four-point play	12/9/23 vs. TCU (Joseph Girard III, 14:37 2H)	11/19/23 vs. Boise State (Chibuzo Agbo, 8:32 1H)
A player was perfect from the field (min. 10 FGA)	Never Accomplished	3/8/92 at Georgia Tech (Matt Geiger, 10-10)
A player was perfect from the foul line (min. 10 FTA)	2/25/23 at NC State (Brevin Galloway, 10-10)	11/21/18 vs. Creighton (Ty-Son Alexander, 11-11)
A team scored 100+ points	12/22/23 vs. Queens (109)	2/5/17 vs. Florida State (109)
A team scored less than 40	1/23/18 at Virginia (36)	12/2/20 vs. SC State (38)
A team had 25+ assists	11/24/23 vs. Alcorn State (26)	2/1/68 vs. Georgia Tech (35)
A team had 50+ rebounds	12/18/21 vs. South Carolina (51)	11/11/22 at South Carolina (50)
A team shot .650+ from the field	2/22/20 at Boston College (.689)	2/5/17 at Florida State (.661)
A team did not miss a free throw (min. 10 FTA)	12/29/23 vs. Radford (14-14)	11/26/21 vs. Charleston Southern (15-15)
A team did not make a three-pointer	1/26/19 at NC State (0-7)	2/1/06 at Florida State (0-9)
A team had two players score 30+ points	2/13/02 vs. Wake Forest (Stockman, 30; Scott, 30)	1/9/80 vs. Duke (Banks, 31; Gminski, 30)
A team had two players score 20+ points	1/16/24 vs. Georgia Tech (Hall 31; Schieffelin 20)	1/10/24 at Virginia Tech (Pedulla 32, Nickel 24)
A team had three players score 20+ points	3/4/06 vs. Georgia Tech (Hamilton, 24; Akingbala 22; Robinson, 22)	1/3/24 at Miami (Fla.) (Pack 25, Omier 23, Cleveland 23)
A team had three double-doubles	1/11/14 vs. Duke (McDaniels, Blossomgame, Nnoko)	2/28/90 vs. Duke (Henderson, Hurley, Laettner)
A team had six players score 10+ points	12/14/21 vs. Miami (Oh.) (W, 89-76)	12/2/01 vs. Duke (L, 80-96)
Played an overtime game	1/16/24 vs. Georgia Tech (90-93)	
Played a double-overtime game	1/16/24 vs. Georgia Tech (90-93); 11/29/22 vs. Penn State (101-94); 3/2/14 vs. Maryland (77-73)	
Clemson was ranked (AP Poll)	January 8, 2024 (21)	
Clemson played a ranked opponent (AP Poll)	vs. No. 8 North Carolina (55-65) on January 6, 2024	
Clemson defeated a ranked opponent (AP Poll)	at No. 23 Alabama (85-77) on November 28, 2023	
Clemson lost to a ranked opponent (AP Poll)	vs. No. 8 North Carolina (55-65) on January 6, 2024	
Clemson faced No. 1 (AP Poll)	vs. Duke (68-87) on January 5, 2019	
Clemson defeated No. 1 (AP Poll)	vs. North Carolina (75-65) on February 18, 2001	

MISCELLANEOUS STATS

Dunks (38): RJ Godfrey (8), PJ Hall (14), Chase Hunter (1), Ian Schieffelin (11), Chauncey Wiggins (4)

Charges Taken (12): Joseph Girard III (1), PJ Hall (5), Chase Hunter (1), Dillon Hunter (1), Ian Schieffelin (4)

20-Point Games (15): Joseph Girard III (5), PJ Hall (9), Ian Schieffelin (1)

30-Point Games (1): PJ Hall (1)

Double-Doubles (8): PJ Hall (4), Ian Schieffelin (4)

Double Figure Scoring (61): Joseph Girard III (13), RJ Godfrey (6), PJ Hall (17), Chase Hunter (11), Ian Schieffelin (8), Chauncey Wiggins (6)

Double Figure Rebounding (13): RJ Godfrey (1), PJ Hall (4), Ian Schieffelin (8)

Led Clemson in Scoring: Joseph Girard III (5), PJ Hall (7), Chase Hunter (1), Ian Schieffelin (1), Chauncey Wiggins (1)

Led Clemson in Rebounding: RJ Godfrey (1), PJ Hall (4), Ian Schieffelin (10)

Led Clemson in Assists: Josh Beadle (1), Joseph Girard III (6), Chase Hunter (5), Ian Schieffelin (3)

Consecutive Field Goals Made: PJ Hall (5) vs. Davidson (11/12/23)

Consecutive Points Scored: 12 by Joseph Girard III at Pittsburgh (12/3/23)

Consecutive Free Throws Made: 23 by Joseph Girard III (11/24 to 12/22)

Consecutive Three-Pointers Made: 4 by Joseph Girard III vs. Davidson (11/12/23)

Largest Lead: 43 vs. Radford (12/29/23)

Largest Deficit: 18 vs. Davidson (11/12/23)

Largest Halftime Deficit: 7 vs. South Carolina (12/6/23)

Largest Deficit Overcome for Victory: 18 vs. Davidson (8:45 1H, 11/12/23)

Most Consecutive Clemson Points: 14 vs. UAB (11/10/23); 14 vs. Queens (12/22/23)

Most Consecutive Opponent Points: 18 vs. Davidson (11/12/23)

CLEMSON'S RECORD...

Overall	12-5
At home	7-2
On the road	2-3
At neutral sites	3-0
In overtime	0-1
Vs. ranked opponents	1-1
In games decided by 3 points or less	2-2
In games decided by 5 points or less	1-0
In games decided by 7 or more points	8-3
When leading at halftime	9-3
When trailing at halftime	3-1
When tied at halftime	0-1
When leading with 5:00 left	12-1
When trailing with 5:00 left	0-3
When leading with 1:00 left	11-1
When trailing with 1:00 left	1-4
When shooting 50% or better	5-0
When opponent shoots less than 50%	10-2
When scoring 70 or more points	11-4
When winning the rebound margin	9-2
When winning the turnover margin	4-2
When winning points in the paint	11-2
When winning bench points	9-1
In November	6-0
In December	5-1
In January	1-4
In February	0-0
In March	0-0

2023-24 STARTING LINEUPS (3)

Lineup #	Game #	G	G	G/F	F	C	G	W-L	PCT.
1	1-3, 7-16	C. Hunter	Girard III	Wiggins	Schieffelin	Hall	13	9-4	.692
2	4-6	C. Hunter	Girard III	Clark	Schieffelin	Hall	3	3-0	1.000
3	17	C. Hunter	Girard III	D. Hunter	Schieffelin	Hall	1	0-1	.000

SUPERLATIVE STATS

INDIVIDUAL GAME HIGHS/INDIVIDUAL HIGHS UNDER BROWNELL

italic indicates all-time under Coach Brownell

CLEMSON		OPPONENT	
	HIGHS		HIGHS
Points	31, PJ Hall, 1/16 vs. Georgia Tech 33, <i>Jaron Blossomgame, 2/20/16 at NC State</i>	Points	32, Sean Pedulla, 1/10 vs. Virginia Tech 40, <i>Harrison Barnes, 3/12/11 vs. North Carolina</i>
FG	11, PJ Hall, 4x, last 1/16/24 vs. Georgia Tech 13, <i>Jaron Blossomgame, last on 2/8/16 vs. Notre Dame</i>	FG	9, many (4), last by Sean Pedulla, 1/10 vs. Virginia Tech 12, <i>last by Landers Nolley II, 11/5/19 vs. Virginia Tech</i>
FGA	23, PJ Hall, 1/16 vs. Georgia Tech 24, <i>KJ McDaniels, 2/11/14 at Notre Dame</i>	FGA	17, Eric Gaines, 11/10 vs. UAB; AJ McKee, 12/22 vs. Queens 23, <i>Landers Nolley II, 11/5/19 vs. Virginia Tech</i>
FG Perfection	3, Josh Beadle, 12/22 vs. Queens; RJ Godfrey, 1/10 vs. Virginia Tech 7, <i>last by Ian Schieffelin, 3/4/23 vs. Notre Dame</i>	FG Perfection	1, by many (4), last by Tyzhaun Claude, 1/16 vs. Georgia Tech 8, <i>Mark Williams, 2/10/22 vs. Duke</i>
3FG	6, Joseph Girard III, 12/3 at Pittsburgh 8, <i>Marquise Reed, 2/21/18 at Virginia Tech*</i>	3FG	6, many (3), last by Sean Pedulla, 1/10 vs. Virginia Tech 8, <i>Lamar Peters, 12/8/18 vs. Mississippi State</i>
3FGA	11, Joseph Girard III, 1/13 vs. Boston College 20, <i>Marquise Reed, 2/21/18 at Virginia Tech</i>	3FGA	11, AJ McKee, 12/22 vs. Queens 12, <i>last by Antoine Davis, 11/17/19 vs. Detroit Mercy</i>
3FG Perfection	2, PJ Hall, 12/22 vs. Queens 5, <i>Gabe DeVoe, 11/24/17 vs. Texas Southern</i>	3FG Perfection	2, by many (3), last by Truth Harris, 12/29 vs. Radford 5, <i>last by Chris Childs, 11/15/21 vs. Bryant</i>
FT	8, Joseph Girard III, 12/9 vs. TCU; PJ Hall, 1/16/24 vs. Georgia Tech 16, <i>Milton Jennings, 1/27/13 vs. Virginia Tech</i>	FT	9, David Jones, 12/16 at Memphis 15, <i>Marcus Georges-Hunt, 3/9/16 at Georgia Tech</i>
FTA	10, PJ Hall, 1/16/24 vs. Georgia Tech 18, <i>Milton Jennings, 1/27/13 vs. Virginia Tech</i>	FTA	12, David Jones, 12/16 at Memphis 16, <i>Marcus Georges-Hunt, 3/9/16 at Georgia Tech</i>
FT Perfection	6, PJ Hall, 1/13 vs. Boston College 10, <i>Brevin Galloway, 2/25/23 at NC State</i>	FT Perfection	8, Sean Pedulla, 1/10 vs. Virginia Tech 8, <i>last by Theo Pinson, 1/16/18 at North Carolina</i>
Rebounds	17, Ian Schieffelin, 12/3 at Pittsburgh; PJ Hall, 1/16/24 vs. Georgia Tech 17, <i>Ian Schieffelin, 12/3/23 at Pittsburgh; PJ Hall, 1/16/24 vs. Georgia Tech</i>	Rebounds	16, Armando Bacot, 1/6 vs. North Carolina 20, <i>John Mooney, 3/9/19 at Notre Dame</i>
Offensive Reb.	9, PJ Hall, 1/16/24 vs. Georgia Tech 9, <i>Ian Schieffelin, 11/7 vs. The Citadel; PJ Hall, 1/16/24 vs. Georgia Tech</i>	Offensive Reb.	6, Ernest Udeh Jr., 12/9 vs. TCU 8, <i>Jordan Murphy, 11/30/15 at Minnesota</i>
Assists	7, Chase Hunter, 11/24 vs. Alcorn State 11, <i>last by Chase Hunter, 2/22/23 vs. Syracuse</i>	Assists	7, Sean Peduall/MJ Collins, 1/10 vs. Virginia Tech 13, <i>Kendall Marshall, 2/18/12 at North Carolina</i>
Blocks	4, by many (5), last by Ian Schieffelin, 1/6 vs. North Carolina 8, <i>last by Landry Nnoko, 2/6/16 at Pittsburgh; PJ Hall, 1/16/24 vs. Georgia Tech</i>	Blocks	4, D'Antray Pierce, 12/29 vs. Radford 7, <i>James Banks III, 2/6/19 at Georgia Tech</i>
Steals	5, Ian Schieffelin, 1/6 vs. North Carolina 6, <i>Avry Holmes, 2/13/16 vs. Georgia Tech</i>	Steals	4, by many (3), last by Sean Pedulla, 1/10 vs. Virginia Tech 6, <i>Makai Ashton-Longford, 1/31/23 at Boston College</i>
Minutes	43, Joseph Girard III, 1/16/24 vs. Georgia Tech ^^48, <i>KJ McDaniels, 3/2/14 vs. Maryland</i>	Minutes	43, Kowacie Reeves, 1/16 vs. Georgia Tech ^^50, <i>Eric Atkins, 2/11/14 at Notre Dame</i>

^ - denotes one overtime period, * - denotes school record

2023-24 TEAM HIGHS & LOWS

CLEMSON		OPPONENT			
	HIGHS		LOWS		
Points	109, 12/22 vs. Queens.....	55, 1/6 vs. North Carolina	Points	95, 1/3 at Miami (Fla.).....	56, 11/6 vs. Winthrop
1st Half Points	69, 12/22 vs. Queens.....	23, 11/12 vs. Davidson; 12/6 vs. South Carolina	1st Half Points	53, 1/10 vs. Virginia Tech.....	23, 12/29 vs. Radford
2nd Half Points	52, 11/28 at Alabama.....	21, 1/6 vs. North Carolina	2nd Half Points	60, 1/3 at Miami (Fla.).....	30, 11/19 vs. Boise State
1st Half FG%	71.1, 12/22 vs. Queens.....	31.0, 12/6 vs. South Carolina	1st Half FG%	64.5, 1/10 vs. Virginia Tech.....	27.8, 11/28 at Alabama
2nd Half FG%	70.4, 12/29 vs. Radford.....	32.3, 1/6 vs. North Carolina	2nd Half FG%	75.0, 1/3 at Miami (Fla.).....	32.0, 12/9 vs. TCU
Scoring Margin	+35, 12/29 vs. Radford.....	-15, 1/10 vs. Virginia Tech	FG	35, 1/3 at Miami (Fla.).....	18, 11/6 vs. Winthrop
FG	43, 12/22 vs. Queens.....	21, 1/6 vs. North Carolina	FGA	74, 12/22 vs. Queens.....	52, 11/6 vs. Winthrop; 11/24 vs. Alcorn State
FGA	70, 2x, last 1/16 vs. Georgia Tech.....	55, 11/10 vs. UAB	FG%	54.4, 1/10 vs. Virginia Tech.....	32.2, 12/9 vs. TCU
FG%	63.2, 12/22 vs. Queens.....	36.2, 1/6 vs. North Carolina	3FG	15, 1/16 vs. Georgia Tech.....	3, 12/9 vs. TCU
3FG	13, 11/6 vs. Winthrop.....	1, 1/6 vs. North Carolina	3FGA	42, 12/22 vs. Queens.....	14, 11/24 vs. Alcorn State
3FGA	32, 11/6 vs. Winthrop.....	18, 12/6 vs. South Carolina	3FG% (Min. 10)	54.2, 1/10 vs. Virginia Tech.....	15.4, 12/16 at Memphis
3FG% (Min. 10)	53.3, 11/19 vs. Boise State.....	5.6, 1/6 vs. North Carolina	FT	25, 12/9 vs. TCU.....	6, 12/29 vs. Radford
FT	29, 1/16 vs. Georgia Tech.....	4, 11/12 vs. Davidson	FTA	33, 12/9 vs. TCU.....	7, 12/29 vs. Radford
FTA	38, 1/16 vs. Georgia Tech.....	8, 11/12 vs. Davidson; 1/10 vs. Virginia Tech	FT% (Min. 10)	93.3, 1/3 at Miami (Fla.).....	54.5, 12/3 at Pittsburgh
FT% (Min. 10)	100.0, 12/29 vs. Radford.....	61.1, 11/24 vs. Alcorn State	Rebounds	44, 1/6 vs. North Carolina.....	13, 12/29 vs. Radford
Rebounds	45, 2x, last 1/16 vs. Georgia Tech.....	26, 11/10 vs. UAB	Offensive Reb.	16, 11/28 at Alabama.....	2, 11/24 vs. Alcorn State; 12/29 vs. Radford
Offensive Reb.	22, 1/16 vs. Georgia Tech.....	5, 11/10 vs. UAB	Assists	19, 1/3 at Miami (Fla.).....	6, 11/6 vs. Winthrop
Rebound Margin	+32, 12/29 vs. Radford.....	-13, 11/10 vs. UAB	Turnovers	14, 11/6 vs. Winthrop; 11/10 vs. UAB.....	6, 12/16 at Memphis
Assists	26, 11/24 vs. Alcorn State.....	6, 1/6 vs. North Carolina	Blocks	5, 1/10 vs. Virginia Tech.....	0, 11/6 vs. Winthrop; 1/13 vs. Boston College
Turnovers	15, 12/16 at Memphis.....	5, 1/6 vs. North Carolina	Steals	10, 12/9 vs. TCU.....	5, many (3), last 11/12 vs. Davidson
Blocks	9, 1/6 vs. North Carolina.....	1, 12/3 at Pittsburgh	Fouls	23, 11/10 vs. UAB.....	10, 1/3 at Miami (Fla.)
Steals	7, 3x, last 1/6 vs. North Carolina.....	3, 11/12 vs. Davidson; 12/16 at Memphis			
Fouls	24, 12/9 vs. TCU.....	6, 12/29 vs. Radford			

TEAM HIGHS & LOWS UNDER BROWNELL

CLEMSON		OPPONENT		
	HIGHS		LOWS	
Points	109, 12/22/23 vs. Queens.....	36, 1/23/18 at Virginia	Points	109, 2/5/17 at Florida State 35, 12/14/13 vs. Furman
1st Half Points	69, 12/22/23 vs. Queens.....	10, last on 2/7/13 at Virginia	1st Half Points	51, 2/5/17 at Florida State 14, last on 11/21/22 vs. Loyola Maryland
2nd Half Points	56, last on 1/16/18 at North Carolina.....	13, last on 1/23/18 at Virginia	2nd Half Points	60, 1/3/24 at Miami (Fla.)..... 11, 12/20/19 vs. Jacksonville
1st Half FG%	71.1, 12/22/23 vs. Queens.....	12.0, 1/8/13 at Duke	1st Half FG%	64.0, 3/4/12 at Florida State 17.2, 2/14/13 at Georgia Tech
2nd Half FG%	85.0, 1/12/11 vs. Georgia Tech.....	23.5, 3/2/11 at Duke	2nd Half FG%	75.0, 1/3 at Miami (Fla.)..... 16.7, 11/13/13 vs. Delaware State
Scoring Margin	+45, 11/14/14 vs. Florida A&M.....	-48, 2/5/17 at Florida State	FG	41, 2/5/17 at Florida State 11, 12/17/10 vs. Savannah State
FG	43, 12/22/23 vs. Queens.....	14, last on 12/15/19 vs. South Carolina	FGA	79, 3/2/14 vs. Maryland 38, 2/25/14 at Wake Forest
FGA	73, 3/4/12 at Florida State.....	33, 1/12/13 vs. Virginia	FG%	66.1, 2/5/17 at Florida State 22.9, 12/17/10 vs. Savannah State
FG%	69.2, 1/12/11 vs. Georgia Tech.....	25.9, 1/12/19 vs. Virginia	3FG	19, 12/8/18 vs. Mississippi State 1, last on 2/13/16 vs. Georgia Tech
3FG	15, 1/30/18 vs. North Carolina.....	0, last on 1/26/19 at NC State	3FGA	42, 12/22/23 vs. Queens 9, last on 11/23/12 vs. UTEP
3FGA	36, last on 2/21/18 at Virginia Tech.....	7, 1/26/19 at NC State	3FG% (Min. 10)	72.7, 2/7/12 vs. Maryland 7.7, 11/13/13 vs. Delaware State
3FG% (Min. 10)	78.6, 1/12/11 vs. Georgia Tech.....	5.6, 1/6 vs. North Carolina	FT	25, last on 2/15/22 at Florida State 1, last on 12/23/12 vs. SC State
FT	32, 1/10/16 vs. Louisville.....	0, last on 1/25/22 at Duke	FTA	35, 1/22/11 at Maryland 1, 2/14/12 vs. Virginia
FTA	46, 11/12/10 vs. Western Carolina.....	1, last on 1/25/22 at Duke	FT% (Min. 10)	96.0, 11/26/19 vs. Colorado 18.2, 11/22/13 vs. Davidson
FT% (Min. 10)	100.0, 1/31/23 at Boston College (16-16).....	38.5, 2/25/14 at Wake Forest (5-13)	Rebounds	63, 3/2/14 vs. Maryland 13, 12/29/23 vs. Radford
Rebounds	51, last on 12/18/21 vs. South Carolina.....	19, 1/31/12 at Virginia	Offensive Reb.	24, 1/10/16 vs. Louisville..... 1, 1/12/12 at Boston College
Offensive Reb.	23, last on 12/13/16 vs. SC State.....	2, 1/19/16 at Virginia	Assists	26, 2/5/17 at Florida State 2, 12/18/18 vs. Charleston Southern
Rebound Margin	+32, 12/29/23 vs. Radford.....	-22, 1/10/16 vs. Louisville	Turnovers	25, 1/13/13 vs. The Citadel 4, 11/21/13 vs. Temple
Assists	28, 2/22/23 vs. Syracuse.....	3, last on 2/13/16 vs. Georgia Tech	Blocks	11, 12/22/21 at Virginia 0, last on 1/13/24 vs. Boston College
Turnovers	22, 2/5/17 at Florida State.....	1, 2/20/16 at NC State	Steals	17, 12/12/20 vs. Alabama 0, 11/17/17 vs. Hofstra
Blocks	12, last on 11/17/13 vs. South Carolina.....	0, last on 3/2/13 at Virginia Tech	Fouls	32, 11/12/10 vs. Western Carolina..... 6, 12/29/23 vs. Radford
Steals	16, 1/13/13 vs. The Citadel.....	0, last on 1/11/18 at NC State		
Fouls	26, 1/17/23 at Wake Forest.....	5, 12/13/16 vs. SC State		

GAME-BY-GAME RESULTS

Opponent	Score	By Periods	FGM-A-Pct.	3FGM-A-Pct	FTM-A-Pct.	Reb (O-D)	PF-DQ	A	TO	BS	S	1H-FG%	2H-FG%	Bench
H-Winthrop	56	24-32	18-52-.346	5-18-.278	15-18-.833	30 (6-24)	13-0	6	14	0	6	.350	.344	17
Clemson	78	33-45	27-62-.435	13-32-.406	11-12-.917	39 (10-29)	17-0	21	10	6	7	.367	.500	27
N-UAB	76	42-34	28-60-.467	9-22-.409	11-16-.688	39 (12-27)	23-2	14	14	2	5	.500	.429	34
Clemson	77	39-38	27-55-.491	6-19-.316	17-27-.630	26 (5-21)	16-0	16	10	7	4	.483	.500	16
N-Davidson	65	28-37	22-56-.393	9-25-.360	12-17-.706	35 (9-26)	15-0	12	9	2	5	.345	.444	24
Clemson	68	23-45	26-57-.456	12-31-.387	4-8-.500	31 (7-24)	16-0	17	10	6	3	.321	.586	27
H-Boise State	68	38-30	22-56-.393	7-23-.304	17-22-.773	25 (7-18)	18-0	9	11	1	9	.423	.367	17
Clemson	85	41-44	31-61-.508	8-15-.533	15-16-.938	40 (13-27)	18-0	15	12	6	3	.533	.484	27
H-Alcorn State	69	37-32	26-52-.500	5-14-.357	12-21-.571	28 (2-26)	17-0	8	9	3	4	.577	.423	5
Clemson	90	48-42	34-70-.486	11-29-.379	11-18-.611	42 (13-29)	15-1	26	7	2	5	.514	.457	17
A-Alabama	77	32-45	23-67-.343	11-35-.314	20-26-.769	41 (16-25)	15-0	12	7	3	7	.278	.419	12
Clemson	85	33-52	32-60-.533	11-21-.524	10-15-.667	41 (8-33)	22-0	12	11	7	4	.467	.600	24
A-Pittsburgh	70	26-44	25-58-.431	8-23-.348	12-22-.545	33 (10-23)	16-0	13	7	4	6	.375	.500	0
Clemson	79	37-42	28-60-.467	11-30-.367	12-15-.800	40 (11-29)	19-0	15	9	1	5	.417	.542	8
H-South Carolina	67	30-37	22-61-.361	10-30-.300	13-19-.684	38 (10-28)	15-0	13	8	3	5	.387	.333	12
Clemson	72	23-49	25-56-.446	8-18-.444	14-20-.700	42 (9-33)	16-0	13	10	7	5	.310	.593	9
N-TCU	66	35-31	19-59-.322	3-16-.188	25-33-.758	38 (15-23)	20-1	10	9	2	10	.324	.320	18
Clemson	74	36-38	24-58-.414	7-27-.259	19-24-.792	43 (13-30)	24-1	18	13	5	5	.483	.345	15
A-Memphis	79	32-47	29-67-.433	4-26-.154	17-23-.739	35 (11-24)	14-0	12	6	2	9	.371	.500	25
Clemson	77	39-38	30-61-.492	7-23-.304	10-15-.667	37 (8-29)	20-0	20	15	4	3	.500	.483	5
H-Queens	79	36-43	28-74-.378	14-42-.333	9-13-.692	33 (12-21)	15-0	12	10	2	6	.351	.405	12
Clemson	109	69-40	43-68-.632	10-19-.526	13-17-.765	42 (6-36)	10-0	24	7	6	6	.711	.533	37
H-Radford	58	23-35	22-53-.415	8-22-.364	6-7-.857	13 (2-11)	13-0	8	9	4	7	.385	.444	15
Clemson	93	49-44	34-60-.567	11-29-.379	14-14-1.000	45 (15-30)	6-0	14	13	2	7	.455	.704	23
A-Miami (Fla.)	95	35-60	35-66-.530	11-24-.458	14-15-.933	36 (8-28)	10-0	19	9	3	7	.368	.750	0
Clemson	82	35-60	31-68-.456	11-30-.367	9-9-1.000	32 (9-23)	14-1	15	11	3	5	.429	.485	8
H-North Carolina	65	34-31	25-60-.417	8-23-.348	7-12-.583	44 (14-30)	16-0	14	10	3	3	.469	.357	14
Clemson	55	34-21	21-58-.362	1-18-.056	12-16-.750	33 (9-24)	14-1	6	5	7	9	.407	.323	2
A-Virginia Tech	87	53-34	31-57-.544	13-24-.542	12-14-.857	35 (9-26)	10-0	17	11	5	7	.645	.423	39
Clemson	72	44-28	28-63-.444	9-26-.346	7-8-.875	28 (10-18)	14-0	13	11	3	4	.552	.353	13
H-Boston College	78	35-43	30-59-.508	10-25-.400	8-12-.667	23 (5-18)	16-0	11	8	0	7	.419	.607	10
Clemson	89	44-45	32-59-.542	7-20-.350	18-22-.818	38 (10-28)	14-0	10	9	4	4	.424	.692	16
H-Georgia Tech	93	30-41-11-11	31-62-.500	15-35-.429	16-20-.800	33 (9-24)	15-1	13	12	4	5	.355	.583	33
Clemson	90	32-39-11-8	29-70-.414	3-21-.143	29-38-.763	45 (22-23)	15-1	13	10	4	5	.414	.522	8

SEASON STATISTICS



2023-24 Clemson Men's Basketball Combined Team Statistics All games

Page 1/1
as of Jan 17, 2024

Game Records

Record	Overall	Home	Away	Neutral
ALL GAMES	12-5	7-2	2-3	3-0
CONFERENCE	2-4	1-2	1-2	0-0
NON-CONFERENCE	10-1	6-0	1-1	3-0

Score by Periods

Team	1st	2nd	OT	TOT
Clemson	665	691	19	1375
Opponents	570	656	22	1248

Team Box Score

No.	Player				Total		3-Point		F-Throw		Rebounds											
		GP-GS	MIN	AVG	FG-FGA	FG%	3FG-3FGA	3FG%	FT-FTA	FT%	OFF	DEF	TOT	AVG	PF	DQ	A	TO	BLK	STL	PTS	AVG
24	HALL, PJ	17-17	488:24	28.7	128-243	.527	26-78	.333	59-74	.797	38	83	121	7.1	49	3	29	27	36	19	341	20.1
11	GIRARD III, Joseph	17-17	551:16	32.4	78-182	.429	50-118	.424	53-58	.914	3	57	60	3.5	26	0	58	23	4	10	259	15.2
1	HUNTER, Chase	17-17	542:26	31.9	70-178	.393	19-69	.275	40-46	.870	11	32	43	2.5	30	0	49	26	6	12	199	11.7
4	SCHIEFFELIN, Ian	17-17	441:17	26.0	64-108	.593	9-16	.563	32-43	.744	60	107	167	9.8	41	0	37	20	11	12	169	9.9
21	WIGGINS, Chauncey	17-13	349:26	20.6	49-102	.480	19-53	.358	12-15	.800	11	37	48	2.8	19	0	15	16	4	1	129	7.6
10	GODFREY, RJ	17-0	289:50	17.0	56-88	.636	1-2	.500	13-27	.481	17	44	61	3.6	38	1	15	22	13	9	126	7.4
12	HEMENWAY, Alex	5-0	78:03	15.6	8-21	.381	8-19	.421	2-4	.500	0	3	3	0.6	5	0	7	4	1	2	26	5.2
2	HUNTER, Dillon	17-1	354:19	20.8	19-54	.352	8-26	.308	5-9	.556	6	32	38	2.2	28	1	36	11	0	9	51	3.0
0	BEADLE, Josh	16-0	164:53	10.3	18-35	.514	2-8	.250	5-10	.500	2	17	19	1.2	13	0	13	10	1	4	43	2.7
5	CLARK, Jack	7-3	90:42	13.0	6-21	.286	3-13	.231	2-3	.667	5	12	17	2.4	8	0	4	1	3	2	17	2.4
33	LEYTE, Bas	17-0	79:46	4.7	5-8	.625	1-2	.500	2-5	.400	5	11	16	0.9	12	0	5	4	3	1	13	0.8
13	LATIFF, Andrew	3-0	05:38	1.9	1-4	.250	0-3	.000	0-0	.000	1	1	2	0.7	0	0	0	1	0	0	2	0.7
32	NAUSEEF, Daniel	3-0	07:05	2.4	0-1	.000	0-1	.000	0-0	.000	0	3	3	1.0	1	0	0	0	0	0	0	0.0
20	KELLY, Matt	3-0	06:55	2.3	0-1	.000	0-0	.000	0-0	.000	0	0	0	0.0	0	0	0	0	0	1	0	0.0
Team											19	27	46					8				
Total		17	3450		502-1046	.480	146-408	.358	225-294	.765	178	466	644	37.9	270	5	268	173	82	82	1375	80.9
Opponents		17	3450		436-1019	.428	150-427	.351	226-310	.729	157	402	559	32.9	267	5	203	163	42	107	1248	73.4

Team Statistics

	CU	OPP
Scoring	1375	1248
Points per game	80.9	73.4
Scoring margin	+7.5	-
Field goals-att	502-1046	436-1019
Field goal pct	.480	.428
3 point fg-att	146-408	150-427
3-point FG pct	.358	.351
3-pt FG made per game	8.6	8.8
Free throws-att	225-294	226-310
Free throw pct	.765	.729
F-Throws made per game	13.2	13.3
Rebounds	644	559
Rebounds per game	37.9	32.9
Rebounding margin	+5.0	-
Assists	268	203
Assists per game	15.8	11.9
Turnovers	173	163
Turnovers per game	10.2	9.6
Turnover margin	-0.6	-
Assist/turnover ratio	1.5	1.2
Steals	82	107
Steals per game	4.8	6.3
Blocks	82	42
Blocks per game	4.8	2.5
Winning streak	0	-
Home win streak	0	-
Attendance	65972	49215
Home games-Avg/Game	9-7330	5-9843
Neutral site-Avg/Game	-	3-3910

Team Results

Date	Opponent		Score	Att.
11/06/2023	Winthrop	W	78-56	6361
11/10/2023	vs UAB	W	77-76	3319
11/12/2023	vs Davidson	W	68-65	3129
11/19/2023	Boise St.	W	85-68	5748
11/24/2023	Alcorn	W	90-69	5791
11/28/2023	at Alabama	W	85-77	10725
12/03/2023	at Pittsburgh	W	79-70	7713
12/06/2023	South Carolina	W	72-67	9000
12/09/2023	vs TCU	W	74-66	5281
12/16/2023	at Memphis	L	77-79	15052
12/22/2023	Queens (NC)	W	109-79	6871
12/29/2023	Radford	W	93-58	7276
01/03/2024	at Miami (FL)	L	82-95	6800
01/06/2024	North Carolina	L	55-65	9000
01/10/2024	at Virginia Tech	L	72-87	8925
01/13/2024	Boston College	W	89-78	8708
01/16/2024	Georgia Tech	Lot2	90-93	7217

ACC STATISTICS



2023-24 Clemson Men's Basketball Combined Team Statistics In Conference games

Page 1/1
as of Jan 17, 2024

Game Records

Record	Overall	Home	Away	Neutral
ALL GAMES	2-4	1-2	1-2	0-0
CONFERENCE	2-4	1-2	1-2	0-0
NON-CONFERENCE	0-0	0-0	0-0	0-0

Score by Periods

Team	1st	2nd	OT	TOT
Clemson	232	216	19	467
Opponents	213	253	22	488

Team Box Score

No.	Player				Total		3-Point		F-Throw		Rebounds														
		GP-GS	MIN	AVG	FG-FGA	FG%	3FG-3FGA	3FG%	FT-FTA	FT%	OFF	DEF	TOT	AVG	PF	DQ	A	TO	BLK	STL	PTS	AVG			
24	HALL, PJ	6-6	190:44	31.8	45-94	.479	8-31	.258	19-25	.760	17	37	54	9.0	19	2	5	11	8	8	117	19.5			
11	GIRARD III, Joseph	6-6	210:54	35.1	27-69	.391	18-44	.409	25-27	.926	0	16	16	2.7	10	0	16	9	3	4	97	16.2			
4	SCHIEFFELIN, Ian	6-6	169:52	28.3	29-47	.617	2-4	.500	17-21	.810	31	37	68	11.3	15	0	11	8	4	8	77	12.8			
1	HUNTER, Chase	6-6	208:37	34.8	25-70	.357	3-26	.115	18-20	.900	6	10	16	2.7	12	0	13	8	2	5	71	11.8			
21	WIGGINS, Chauncey	6-5	142:19	23.7	17-40	.425	9-26	.346	5-5	1.000	4	12	16	2.7	5	0	5	2	2	0	48	8.0			
10	GODFREY, RJ	6-0	98:49	16.5	16-23	.696	0-0	.000	3-8	.375	1	9	10	1.7	9	0	4	6	2	3	35	5.8			
2	HUNTER, Dillon	6-1	139:20	23.2	6-19	.316	2-8	.250	0-2	.000	2	6	8	1.3	12	1	8	3	0	2	14	2.3			
0	BEADLE, Josh	6-0	60:54	10.2	3-11	.273	0-3	.000	0-0	.000	1	7	8	1.3	3	0	8	4	1	0	6	1.0			
33	LEYTE, Bas	6-0	18:50	3.1	1-2	.500	0-1	.000	0-0	.000	1	2	3	0.5	4	0	1	1	2	0	2	0.3			
5	CLARK, Jack	1-0	09:41	9.7	0-3	.000	0-2	.000	0-0	.000	1	1	2	2.0	1	0	1	0	0	0	0	0.0			
Team											7	8	15					3							
Total		6	1250		169-378	.447	42-145	.290	87-108	.806	71	145	216	36.0	90	3	72	55	24	30	467	77.8			
Opponents		6	1250		177-362	.489	65-154	.422	69-95	.726	55	149	204	34.0	90	2	87	57	18	35	488	81.3			

Team Statistics

	CU	OPP
Scoring	467	488
Points per game	77.8	81.3
Scoring margin	-3.5	-
Field goals-att	169-378	177-362
Field goal pct	.447	.489
3 point fg-att	42-145	65-154
3-point FG pct	.290	.422
3-pt FG made per game	7.0	10.8
Free throws-att	87-108	69-95
Free throw pct	.806	.726
F-Throws made per game	14.5	11.5
Rebounds	216	204
Rebounds per game	36.0	34.0
Rebounding margin	+2.0	-
Assists	72	87
Assists per game	12.0	14.5
Turnovers	55	57
Turnovers per game	9.2	9.5
Turnover margin	+0.3	-
Assist/turnover ratio	1.3	1.5
Steals	30	35
Steals per game	5.0	5.8
Blocks	24	18
Blocks per game	4.0	3.0
Winning streak	0	-
Home win streak	0	-
Attendance	24925	23438
Home games-Avg/Game	3-8308	3-7813
Neutral site-Avg/Game	-	0-0

Team Results

Date	Opponent		Score	Att.
12/03/2023	at Pittsburgh	W	79-70	7713
01/03/2024	at Miami (FL)	L	82-95	6800
01/06/2024	North Carolina	L	55-65	9000
01/10/2024	at Virginia Tech	L	72-87	8925
01/13/2024	Boston College	W	89-78	8708
01/16/2024	Georgia Tech	Lot2	90-93	7217

HALL AMERICAN

PJ HALL

1 OF 3 PLAYERS IN AMERICA
AVERAGING AT LEAST

20.0

POINTS PER GAME

7.0

REBOUNDS PER GAME

2.0

BLOCKS PER GAME

1.5

ASSISTS PER GAME

