

# Pitt

## BASKETBALL

### 2023-24 SCHEDULE

Date	Opponent (TV)	Time
N. 6	NC A&T (ACCNX)	W, 100-52
N. 10	BINGHAMTON (ACCNX)	W, 89-60
N. 13	FLORIDA GULF COAST (ACCN)	W, 86-74
N. 17	JACKSONVILLE (ACCNX)	W, 107-56

#### Preseason NIT

N. 22	+ vs. Florida (ESPN2)	L, 86-71
N. 24	+ vs. Oregon State (ESPN2)	W, 76-51

#### ACC/SEC Challenge

N. 28	MISSOURI (ESPNU)	L, 71-64
-------	------------------	----------

D. 3	CLEMSON * (ACCN)	2 PM
------	------------------	------

#### Backyard Brawl

D. 6	at West Virginia (ESPN2 / ESPNU)	9 PM
------	----------------------------------	------

D. 9	CANISIUS (ACCN)	6 PM
D. 16	SOUTH CAROLINA STATE (ACCN)	2 PM
D. 20	PURDUE FORT WAYNE (ACCNX)	7 PM
D. 30	at Syracuse * (CW)	12 PM
J. 2	NORTH CAROLINA * (ESPN / ESPN2 / ESPNU)	7 PM
J. 6	at Louisville * (CW)	12 PM
J. 9	DUKE * (ACCN)	9 PM
J. 16	SYRACUSE * (ESPN / ESPN2 / ESPNU)	7 PM
J. 20	at Duke * (ACCN)	8 PM
J. 23	at Georgia Tech * (ESPN / ESPN2 / ESPNU)	7 PM
J. 27	at Miami * (CW)	2:15 PM
J. 31	WAKE FOREST * (ACCN)	7 PM
F. 3	NOTRE DAME * (ACCN)	6 PM
F. 7	at NC State * (ESPN / ESPN2 / ESPNU)	7 PM
F. 13	at Virginia * (ACCN)	7 PM
F. 17	LOUISVILLE * (ACCN)	6:30 PM
F. 20	at Wake Forest * (ACCN)	9 PM
F. 24	VIRGINIA TECH * (CW)	5:30 PM
F. 27	at Clemson * (ACCN)	7 PM
M. 2	at Boston College * (ACCN)	6 PM
M. 5	FLORIDA STATE * (ESPN / ESPN2 / ESPNU)	9 PM
M. 9	NC STATE * (CW)	7:45 PM

#### ACC Tournament

M. 12-16	< ACC Tournament (ESPN / ACCN)	TBD
----------	--------------------------------	-----

+ Barclays Center

\* Denotes ACC contest

< Capital One Arena

All Game times are Eastern Time Zone

#### HOME GAMES IN BOLD CAPS

[+/-] Pitt / Opponent AP Rank

• Overtime

### STRATEGIC COMMUNICATIONS

Matt Plizga, Associate AD (MBB)

mplizga@athletics.pitt.edu (email)

(412) 648-8240 (office)

(919) 812-0882 (cell)

Elisabeth Schmidt Assistant Director

eschmidt@athletics.pitt.edu (email)

(412) 969-5536 (cell)

Website PittsburghPanthers.com

Twitter / Instagram @Pitt\_MBB / @pitt\_mbb

Hashtag #H2P

## Pitt (5-2, 0-0 ACC) vs. Clemson (6-0, 0-0 ACC)

Sunday, Dec. 3, 2023 • 2:00 PM

Pittsburgh, Pa. • Petersen Events Center

ACC Network • 93.7 The Fan

### THE MATCHUP

#### Pitt Panthers



2023-24 Record (ACC)	5-2 (0-0)
AP / Coaches Polls	nr / nr
Last Game	L, 71-64 vs. Missouri (11/28)

Head Coach	Jeff Capel (Duke, '97)
Pitt Record	80-83 (Sixth Season)
Career Record	242-193 (15th Season)

### BROADCAST INFORMATION

#### ACC Network

James Westling (pxp)

Randolph Childress (analyst)

WatchESPN <https://tr.ee/ACCNI23>

Pitt Radio Network (93.7 The Fan)

Bill Hillgrove (pxp)

Curtis Aiken (analyst)

SiriusXM 119 or 193

#### Clemson Tigers



2023-24 Record (ACC)	6-0 (0-0)
AP / Coaches Polls	nr / nr
Last Game	W, 85-77 at No. 23 Alabama (11/28)

Head Coach	Brad Brownell (DePauw '02)
Clemson Record	353-226 (14th Season)
Career Record	414-261 (17th Season)

### SERIES HISTORY

All-Time Series	Pitt trails 10-3
Under Jeff Capel	Pitt trails 6-0
In Pittsburgh	Pitt trails 5-2
At Petersen Events Center	Pitt trails 5-1
First Meeting	Pitt 60, Clemson 50 (12/29/58)
Last Meeting	Clemson 75, Pitt 74 (1/7/23)
Current Streak	Pitt L, 10
Pitt vs. current ACC teams	215-300

### THE OPENING TIP

• Pitt opens ACC play Sunday, Dec. 3 at the Petersen Events Center against Clemson. Opening tip is scheduled for 2 p.m. with James Westling and Randolph Childress calling the action on the ACC Network.

• The Panthers are 3-2 under **Jeff Capel** in conference openers and 5-5 in the ACC opener in their first 10 seasons in the league. Pitt is opening ACC play at the Petersen Events Center for the first time since the 2019-20 season.

• Sunday's game marks the fourth of five consecutive contests against Power Six conference teams for the Panthers. Pitt concludes the stretch with a road game in the Backyard Brawl at West Virginia (Dec. 6).

• **Blake Hinson** ranks fifth in the ACC in scoring (19.6 ppg.) and first in three-point field goals (24) for the season. He has scored 16 or more points and made three or more three-pointers in each of the past six contests.

• **Ishmael Leggett** has grabbed seven or more rebounds in six consecutive contests and leads ACC guards in rebounding. He is averaging 14.9 points, 7.9 rebounds, 3.3 assists, and 1.7 steals per game this season.

• **Carlton Carrington**, a two-time ACC Rookie of the Week honoree, has scored in double figures six times and is averaging 14.9 points, 5.6 rebounds, and 5.9 assists through the first seven games of the season.

### 2023-24 PITT PANTHERS AVERAGES

No.	Name (Ht., Wt., Yr.)	Pos.	PPG	RPG	APG	Notables
2	• Blake Hinson (6-8, 230, Sr.)	F	19.6	4.7	1.1	3 games with 20+ points scored; 24 3FGs
4	Papa Amadou Kante (6-10, 235, Fr.)	F	-	-	-	will miss 2023-24 season with knee injury
5	• Ishmael Leggett (6-3, 185, Jr.)	G	14.9	7.9	3.3	7 double-figure scoring games
7	• Carlton Carrington (6-5, 190, Fr.)	G	14.9	5.6	5.9	2nd on the team with 17 3FG
8	Michael Hueitt, Jr. (6-3, 180, Gr.)	G	2.0	0.8	0.0	57-of-155 (.368) from 3PT range for his career
11	Marlon Barnes, Jr. (6-6, 190, Fr.)	F	-	-	-	expected to redshirt this season
12	KJ Marshall (5-10, 175, Sr.)	G	1.0	0.0	0.3	has played in 20 career games
15	Jaland Lowe (6-3, 170, Fr.)	G	4.4	1.7	2.1	season-high 12 points vs. FGCU (11/13)
21	Vason Stevenson (6-3, 190, So.)	F	0.0	0.0	0.0	career debut vs. Binghamton (11/10)
24	William Jeffress (6-7, 210, R-Jr.)	F	2.9	2.7	0.3	2nd on the team with 8 steals
25	Guillermo Diaz Graham (7-0, 220, So.)	F	7.4	4.9	1.2	1st career double-double vs. Jacksonville (11/17)
31	Jorge Diaz Graham (6-11, 210, So.)	F	4.9	3.1	0.4	10-of-18 (.556) from the field
33	• Federiko Federiko (6-11, 225, Jr.)	C	6.1	6.6	1.0	team highs in blocks (19) & offensive rebs (25)
55	• Zack Austin (6-7, 210, R-Jr.)	F	8.0	6.1	0.7	2nd on the team with 12 blocks

• probable starter

## BY THE NUMBERS

- **Blake Hinson** has started 42 of 43 games at Pitt and scored in double-figures 37 times as a Panther, including all seven games this season. He has topped the 20-point mark in three of the past six contests.

- **Ishmael Leggett** has started 76 consecutive games with 50 double figure scoring efforts in that stretch. He has scored 10 or more points in 35 of his past 38 games, including all seven games this season. Leggett is averaging 14.9 points, 7.9 rebounds, and 3.3 assists per game this season.

- **Carlton Carrington** leads the ACC in assists (5.9 apg.) while also ranking among the league leaders in three-point field goals (T-8th - 2.43 3PG), free throw percentage (15th - .826), and assist-to-turnover ratio (5th - 3.15:1). He has scored in double figures six times with five or more assists on four occasions.

- **Federiko Federiko** has grabbed four or more offensive rebounds in five games and ranks second in the ACC in offensive rebounding (3.57 orpg.). He has also blocked two or more shots in six of the first seven games and is tied for third in the ACC in blocks (2.43 bpg.).

- **Zack Austin** is averaging 8.0 points, 6.1 rebounds, and 1.7 blocks in 24.5 minutes per game. He has a pair of double-figure scoring games, five games with five or more rebounds, and three games with two or more blocks.

- Twins **Guillermo Diaz Graham** and **Jorge Diaz Graham** combine to average 12.3 points and 8.0 rebounds per game, while shooting 28-of-53 (.528) from the field, including 10-of-27 (.370) from three-point range.

- **Blake Hinson** is averaging 20.8 points per game, while going 19-of-41 (.463) from three-point range in five games at the Petersen Events Center this season. He has three 20+ point games at home on the season.

- The post tandem of **Federiko Federiko** and **Guillermo Diaz Graham** combines to average 13.5 points, 11.5 rebounds, and 3.1 blocks in 39.5 minutes per game.

- Pitt has won six consecutive ACC contests at the Petersen Events Center, its longest home winning streak in conference play since joining the league prior to the 2013-14 season. The Panthers were 8-2 a season ago against ACC foes at the Pete.

- The Panthers rank fourth in the NCAA in rebound margin (+14.6) and sixth in rebounds per game (46.3 rpg.). Pitt outrebounded its first six opponents of the season before losing the rebounding battle against Missouri.

- Pitt has six players - **Ishmael Leggett** (7.9 rpg.), **Federiko Federiko** (6.6 rpg.), **Zack Austin** (6.1 rpg.), **Carlton Carrington** (5.6 rpg.), **Guillermo Diaz Graham** (4.9 rpg.), and **Blake Hinson** (4.7 rpg.) - averaging at least 4.5 rebounds per game.

- Pitt is averaging 10.0 three-point field goals per game (2nd in the ACC; T-24th in the NCAA) with **Blake Hinson** and **Carlton Carrington** combining for 41 of the team's 70 threes. Clemson enters Sunday's contest leading the ACC in three-pointers (61), while ranking second in three-point percentage (.415).

- The Panthers lead the ACC and rank 15th in the NCAA in three-point percentage defense (.255). Pitt has held two opponents below 10 percent shooting and four of its seven opponents below 30 percent shooting from beyond the arc.

## 2023-24 STATS COMPARISON

	Pitt	Clemson
Points	84.7	80.5
Opp. Points	64.3	68.5
Rebounds	46.3	36.5
Opp. Rebounds	31.7	33.0
Off. Rebounds	15.1	9.3
Opp. Off. Rebounds	7.7	8.7
Field Goal Pct.	.444	.485
Opp. Field Goal Pct.	.382	.405
Three-Point Pct.	.335	.415
Opp. Three-Point Pct.	.255	.336
Three-Point FGs	10.0	10.2
Opp. Three-Point FGs	6.0	7.7
Free Throw Pct.	.690	.708
Opp. Free Throw Pct.	.688	.725
Free Throws Made	18.4	11.3
Opp. Free Throws Made	12.6	14.5
Personal Fouls	16.3	17.3
Opp. Personal Fouls	19.9	16.7
Assists	16.1	17.8
Opp. Assists	12.1	10.2
Turnovers	10.1	10.0
Opp. Turnovers	11.3	10.7
Blocked Shots	5.7	5.7
Opp. Blocked Shots	3.6	1.8
Steals	6.3	4.3
Opp. Steals	5.9	5.8

## LAST TIME OUT

- Pitt nearly recovered from a season-low shooting effort before falling to Missouri, 71-64, in a tightly contested matchup at the Petersen Events Center.

- **Blake Hinson** scored a game-high 22 points on 7-of-12 shooting from the field, but the rest of the Panthers went just 9-of-35 (.257) from the floor as Pitt moved to 5-2 on the season.

- **Hinson** went 5-of-8 from three-point range and snapped an eight-minute stretch with no field goals with consecutive threes with 2:59 and 2:30 remaining to cut the score to 64-62.

- Pitt shot a season-low 34.0 percent (16-of-47) from the field, including a 7-of-25 (.280) effort from three-point range. The Panthers remained in striking distance with a 25-of-31 (.806) effort from the free throw line.

- **Carlton Carrington** added 13 points, seven rebounds, and four assists, while **Ishmael Leggett** finished with 10 points, seven rebounds, three assists, and two steals.

- Pitt was outrebounded, 36-33, for the first time this season. The Panthers entered the game ranked among the ACC leaders in rebounding and rebound margin.

## PANTHER SPOTLIGHTS



- **Carlton Carrington** is one of seven players in the NCAA currently averaging at least 14.0 points, 5.5 rebounds, and 5.5 assists per game.



- **Ishmael Leggett** has made 20 consecutive free throw attempts and now ranks sixth in the ACC in free throw percentage (.903 - 28-of-31) on the season.



- **Blake Hinson** has made at least one three-pointer in 20 consecutive games and in 41 of 43 games as a Panther. He is 121-of-317 (.382) from three-point range at Pitt.



BUILDING ON ALL-ACC SEASON

- Blake Hinson has scored in double figures in each of the first seven games, while topping the 20-point mark three times. He currently ranks among the ACC leaders in scoring (5th - 19.6 ppg.), three-point field goals (1st - 3.43 3pg.), and three-point percentage (4th - .393).
- Hinson has registered 1,235 points (12.0 ppg.), 473 rebounds (4.6 rpg.), and 212 three-point field goals in 103 career games.
- Hinson has scored in double-figures 61 times in his career and has made three or more three-pointers in a game 35 times.
- A Second Team All-ACC selection a year ago, Hinson was one of two players in the NCAA last season to average at least 15.0 points and 6.0 rebounds per game, while making more than 95 three-point field goals. He is one of 25 players to accomplish that feat since the 1992-93 season.
- Hinson scored a season-high 26 points on 8-of-14 shooting from the field, including 4-of-9 from three-point range, in a win over Binghamton.
- Hinson made three threes and finished with 18 points and five rebounds against FGCU.
- Hinson scored 25 points in just 21 minutes of action in a win over Jacksonville. He scored 21 of his 25 points in the opening half, while posting the fifth best scoring efficiency per minute in a 20-point game in program history. Hinson went 4-of-9 from three-point range in the contest and grabbed six rebounds.
- Hinson averaged 16.5 points per game, while making three three-pointers against Florida and Oregon State in the NIT Season Tip-Off.
- Hinson went 7-of-12 from the field, including 5-of-8 from three-point range, and finished with 22 points and five rebounds against Missouri.

Pitt • Scoring Efficiency Per Minutes (min. 20 points)				
Rk	Player, Opponent, Date	Mins	Pts	PPM
1.	Charles Smith, Akron, 1/5/87	17	24	1.412
2.	Cameron Johnson, BC, 1/16/16	15	20	1.333
3.	G. Thomas, Robert Morris, 12/22/93	16	21	1.313
4.	DeJuan Blair, Indiana, Pa., 11/22/08	21	27	1.286
5.	Blake Hinson, Jacksonville, 11/17/23	21	25	1.190
6.	Eric Mobley, Youngstown St., 11/27/93	17	20	1.176
	C. Troutman, Georgetown, 1/25/03	17	20	1.176
8.	Gilbert Brown, UMES, 12/18/10	24	28	1.167
9.	Jamel Artis, at Louisville, 1/11/17	37	43	1.162
10.	Michael Young, at Notre Dame, 1/9/16	22	25	1.136

ACC • Scoring Leaders		
Rk	Player, School	PPG
1.	PJ Hall, Clemson	21.3
	Quinten Post, Boston College	21.3
3.	Judah Mintz, Syracuse	20.4
4.	Kyle Filipowski, Duke	19.9
5.	Blake Hinson, Pitt	19.6

ACC • Three-Point Field Goal Leaders		
Rk	Player, School	3PG
1.	Blake Hinson, Pitt	3.43
2.	Wooga Poplar, Miami	3.17
3.	Chris Bell, Syracuse	3.14
4.	Hunter Cattoor, Virginia Tech	2.88
5.	Joseph Girard III, Clemson	2.83

ACC • Three-Point Percentage Leaders		
Rk	Player, School	3PCT
1.	Wooga Poplar, Miami	.559
2.	Hunter Sallis, Wake Forest	.442
3.	Joseph Girard III, Clemson	.415
4.	Blake Hinson, Pitt	.393
5.	Darin Green, Jr., Florida State	.381

NCAA • 15+ PPG / 6.0 RPG / 95+ 3FG Club • Since 1992-93			
Player, School (Year)	PPG	RPG	3FG
Blake Hinson, Pitt (2023)	15.3	6.0	97
Brandon Miller, Alabama (2023)	18.8	8.2	106
Brady Manek, North Caorlina (2022)	15.1	6.1	98
Tarkus Ferguson, UIC (2019)	15.5	6.8	100
Dylan Windler, Belmont (2019)	21.3	10.8	100
Mike Daum, South Dakota State (2018)	23.9	10.3	96
Amanze Egekeze, Belmont (2018)	16.8	6.2	96
Kelan Martin, Butler (2018)	21.2	6.3	95
Damyean Dotson, Houston (2017)	17.4	6.9	108
Beau Beech, North Florida (2016)	15.4	6.4	97
Denzel Valentine, Michigan State (2016)	19.2	7.5	104
Doug McDermott, Creighton (2014)	26.7	7.0	96
Lester Hudson, Tennessee-Martin (2009)	27.5	7.9	106
Lester Hudson, Tennessee-Martin (2008)	25.7	7.8	124
De'Angelo Alexander, Charlotte (2006)	17.0	6.1	96
Kyle Korver, Creighton (2003)	17.8	6.4	129
Dwayne Archbold, Siena (2002)	19.9	7.2	99
Henry Domercant, Eastern Illinois (2002)	26.4	7.2	104
Shane Battier, Duke (2001)	19.9	7.3	124
Dewayne Jefferson, Miss. Valley St. (2001)	23.6	6.4	107
Charles Jones, Long Island U. (1997)	30.1	6.0	109
Ray Allen, UConn (1996)	23.4	6.5	115
Eric Washington, Alabama (1996)	18.6	6.9	113
Marlon Anderson, UTSA (1995)	20.8	7.1	96
Randy Rutherford, Oklahoma St. (1995)	19.6	6.3	146

courtesy College Basketball Reference

STUFFING THE STAT SHEET

- Transfer Ishmael Leggett gives the Panthers an experienced and productive player in the backcourt. Last season at Rhode Island, he averaged 16.4 points, 5.8 rebounds, and 2.4 assists per game.
- Leggett scored in double figures in 28 of 31 games played with six 20+ point efforts and a pair of 30+ point outings a year ago.
- Leggett, who has two seasons of eligibility remaining, has scored 1,036 career points.
- Leggett is averaging 14.9 points, 7.9 rebounds, 3.3 assists, and 1.7 steals per game, while shooting 90.3 percent (28-of-31) from the foul line. He has scored in double figures in all seven games and grabbed seven or more rebounds in each of the past six games.
- Leggett's 14.9 points per game scoring average this season is tied for fifth best among ACC transfers.
- Leggett ranks among the ACC leaders in scoring (T-19th - 14.9 ppg.), rebounds (T-7th - 7.9 rpg.), free throw percentage (6th - .903), steals (T-9th - 1.7 spg.), offensive rebounds (10th - 2.29 orpg.), and defensive rebounds (10th - 5.57 drpg.).
- Leggett posted 18 points, 11 rebounds, five assists, and four steals in a win over Binghamton to become the first Pitt player with 15+ points, 10+ rebounds, 5+ assists, and 4+ steals since Kellii Taylor accomplished that feat during the 1996-97 season.
- Leggett recorded 17 points, seven rebounds, five assists, and two steals against FGCU.
- Leggett delivered 14 points, nine rebounds, and four assists in a win over Jacksonville.
- Leggett made three three-pointers and finished with 19 points, nine rebounds, and two steals against Florida.
- Leggett went 6-of-12 from the field in a 15-point, 7-rebound, 3-assist effort in an NIT Season Tip-Off win over Oregon State.

PITT SEASON & CAREER TOTALS

	2023-24	Career
Double-Figure Scoring Games		
Blake Hinson	7 (5-2)	61 (40-21)
Zack Austin	2 (1-1)	55 (27-28)
Ishmael Leggett	7 (5-2)	53 (25-28)
Federiko Federiko	2 (2-0)	10 (9-1)
Michael Hueitt, Jr.	-	8 (8-0)
Carlton Carrington	6 (4-2)	6 (4-2)
Guillermo Diaz Graham	2 (2-0)	5 (3-2)
Jorge Diaz Graham	1 (1-0)	3 (2-1)
Jaland Lowe	1 (1-0)	1 (1-0)

30+ Point Games		
Ishmael Leggett	-	2 (0-2)

20+ Point Games		
Zack Austin	-	12 (7-5)
Blake Hinson	2 (1-1)	13 (11-2)
Ishmael Leggett	-	11 (5-6)
Federiko Federiko	-	1 (1-0)
Guillermo Diaz Graham	1 (1-0)	1 (1-0)

10+ Rebound Games		
Zack Austin	-	13 (7-6)
Blake Hinson	-	7 (5-2)
Federiko Federiko	1 (1-0)	4 (4-0)
Ishmael Leggett	1 (1-0)	4 (3-1)
Carlton Carrington	1 (1-0)	1 (1-0)
Guillermo Diaz Graham	1 (1-0)	1 (1-0)

10+ Assist Games		
Carlton Carrington	1 (1-0)	1 (1-0)

Double-Doubles		
Zack Austin	-	11 (7-4)
Blake Hinson	-	6 (4-2)
Ishmael Leggett	1 (1-0)	4 (3-1)
Federiko Federiko	1 (1-0)	2 (2-0)
Carlton Carrington	1 (1-0)	1 (1-0)
Guillermo Diaz Graham	1 (1-0)	1 (1-0)

Triple-Doubles		
Carlton Carrington	1 (1-0)	1 (1-0)

3+ Three-Point FG Games		
Blake Hinson	6 (4-2)	35 (22-13)
Zack Austin	1 (1-0)	23 (11-12)
Michael Hueitt, Jr.	-	10 (9-1)
Ishmael Leggett	1 (0-1)	9 (3-6)
Carlton Carrington	3 (3-0)	3 (3-0)
William Jeffress	-	1 (0-1)

3+ Block Games		
Zack Austin	2 (2-0)	26 (15-11)
Federiko Federiko	4 (3-1)	16 (13-3)
Guillermo Diaz Graham	-	3 (2-1)
Jorge Diaz Graham	-	1 (1-0)

Scoring Leader		
Ishmael Leggett	1 (0-1)	24 (9-15)
Blake Hinson	3 (2-1)	19 (15-4)
Zack Austin	1 (1-0)	16 (8-8)
Carlton Carrington	2 (2-0)	2 (2-0)
Federiko Federiko	-	1 (1-0)

Rebounding Leader		
Zack Austin	2 (1-1)	24 (10-14)
Blake Hinson	-	15 (8-7)
Ishmael Leggett	4 (2-2)	9 (5-4)
Federiko Federiko	-	8 (8-0)
Guillermo Diaz Graham	1 (1-0)	7 (4-3)
William Jeffress	-	3 (0-3)
Carlton Carrington	2 (1-1)	2 (1-1)

Assists Leader		
Ishmael Leggett	1 (1-0)	11 (5-6)
Carlton Carrington	5 (3-2)	5 (3-2)
Zack Austin	-	4 (2-2)
Blake Hinson	-	2 (1-1)
Jaland Lowe	1 (1-0)	1 (1-0)
William Jeffress	-	1 (1-0)

Record in such games in ( )

# STREAKS

Overall	Lost 1
Unranked teams anywhere	Lost 1
Ranked teams anywhere	Lost 3
Home	Lost 1
Home ACC	Won 6
Home non-conference	Lost 1
Home unranked non-conference	Lost 1
Home ranked teams	Won 3
Home unranked teams	Lost 1
Road	Lost 3
Road ACC	Lost 3
Road ranked teams	Lost 24
Road unranked teams	Lost 2
Neutral	Won 1
Neutral ranked teams	Lost 8
Neutral unranked teams	Won 1

## Consecutive Made Free Throws (active streak)

Ishmael Leggett	20
Carlton Carrington	7
Zack Austin	7
Guillermo Diaz Graham	5
Jorge Diaz Graham	5
Jaland Lowe	4
Federiko Federiko	2
Blake Hinson	1

## Consecutive Games (Played) with a Three-Point Field Goal

Blake Hinson	20
Zack Austin	2
Carlton Carrington	1

Games Played	2023-24	Career
Blake Hinson	7 (5-2)	103 (59-44)
Ishmael Leggett	7 (5-2)	94 (39-55)
Zack Austin	7 (5-2)	70 (33-37)
William Jeffress	7 (5-2)	54 (24-30)
Michael Hueitt, Jr.	4 (4-0)	46 (38-9)
Federiko Federiko	7 (5-2)	42 (28-14)
Guillermo Diaz Graham	7 (5-2)	40 (27-13)
Jorge Diaz Graham	7 (5-2)	38 (27-11)
KJ Marshall	4 (4-0)	21 (14-7)
Carlton Carrington	7 (5-2)	7 (5-2)
Jaland Lowe	7 (5-2)	7 (5-2)
Vason Stevenson	1 (1-0)	1 (1-0)

Starts	Consecutive *	Career
Blake Hinson	14 (8-6)	100 (58-42)
Ishmael Leggett	7 (5-2)	78 (33-45)
Zack Austin	7 (5-2)	65 (31-34)
Federiko Federiko	7 (5-2)	33 (23-11)
William Jeffress	-	20 (8-12)
Carlton Carrington	7 (5-2)	2 (5-2)
Guillermo Diaz Graham	-	3 (2-1)
Jorge Diaz Graham	-	1 (1-0)

Record in such games in ( )

\* at Pitt

## NCAA • Rebounds Leaders

Rk	Player, School	RPG
1.	Armando Bacot, North Carolina	11.6
2.	Brandon Huntley-Hatfield, Louisville	9.0
3.	Quinten Post, Boston College	8.9
4.	Norchad Omier, Miami	8.7
5.	Kyle Filipowski, Duke	8.3
6.	Ian Schieffelin, Clemson	8.0
7.	<b>Ishmael Leggett, Pitt</b>	<b>7.9</b>
	Lynn Kidd, Virginia Tech	7.9
9.	Andrew Carr, Wake Forest	7.6
10.	PJ Hall, Clemson	7.2

## ACC • Points Per Game Leaders Among Incoming Transfers

Rk	Player, School (Previous School)	22-23	23-24
1.	Hunter Sallis, Wake Forest (Gonzaga)	4.5	19.1
2.	Sky Clark, Louisville (Illinois)	7.0	17.4
3.	Kevin Miller, Wake Forest (Central Mich.)	18.5	16.4
4.	Harrison Ingram, North Carolina (Stan.)	10.5	15.0
5.	<b>Ishmael Leggett, Pitt (Rhode Island)</b>	<b>16.4</b>	<b>14.9</b>
	Tre White, Louisville (USC)	9.0	14.9

## Pitt • 15+ Pt/10+Reb/5+Ast/4+Stl Games Since 1986-87

Player vs. Opponent, Date	PT/REB/AST/STL
Ishmael Leggett vs. Binghamton, 11/10/23	18/11/5/4
Kellii Taylor at Georgetown, 1/25/97	15/10/6/4

## NCAA • 15+ Pt/10+Reb/5+Ast/4+Stl Games Since 2010-11

Player (School) Opponent, Date	PT/REB/AST/STL
Sky Wicks (Incarnate Word) vs. UTSA, 11/25/23	24/11/5/4
<b>Ishmael Leggett (Pitt) vs. Binghamton, 11/10/23</b>	<b>18/11/5/4</b>
Riley Minix (Morehead St.) vs. CU Harrod., 11/8/2023	18/15/5/4
Tristen Newton (UConn) vs. Buffalo, 11/15/2022	22/10/11/4
Marcus Shaver (Boise St.) vs. WSU, 11/12/2022	15/10/5/4
Earl Timberlake (Bryant) vs. Dartmouth, 11/11/2022	19/12/5/4
Malik Miller (Morgan St.) vs. PSU-A, 11/10/2022	27/11/8/5
Noah Kirkwood (Harvard) vs. Iona, 11/13/2021	23/11/5/7
Michael Meadows (Port.) vs. Willamette, 11/11/2021	15/10/11/4
Darius Banks (JMU) at ODU, 11/20/2019	21/10/5/4
Nate Pierre-Louis (Temple), vs. Morgan St., 11/9/2019	19/11/5/6
Luwane Pipkins (UMass) vs. Howard, 11/16/2018	18/10/8/4
D'Marcus Simonds (Ga St.) vs. Carver, 11/10/2017	20/10/10/4
Ethan Telfair (Idaho St.) vs. New Mexico, 11/11/2016	25/12/10/6
Kris Dunn (Providence) vs. NJIT, 11/23/2015	22/10/9/7
Hayden Graham (Air Force) vs. RMU, 11/22/2015	16/12/8/4
Alex Hamilton (La. Te h) vs. Milsaps, 11/13/2015	16/13/5/5
Ladarius Tabb (Ala. A&M) vs. Jack. St., 11/25/2014	18/12/6/4
Levi Randolph (Alabama) vs. Towson, 11/14/2014	15/10/5/4
Delon Wright (Utah) vs. Evergreen St., 11/8/2013	17/10/7/7
Mandell Thomas (Fordham) vs. Lehigh, 11/15/2013	18/13/6/4
Brandon Davies (BYU) vs. Montana, 11/28/2012	21/10/6/4
Mike Moser (UNLV) vs. Morgan St., 11/20/2011	23/17/6/5
T.J. McConnell (Duq.) vs. D. of Columbia, 11/18/2011	15/10/11/5
JaJuan Johnson (Purdue) vs. Oakland, 11/21/2010	25/11/5/4
Chris Singleton (FSU) vs. UNCg, 11/14/2010	22/11/6/10

# TRIPLE-DUB BUB

• **Carlton 'Bub' Carrington** is averaging 14.9 points, 5.6 rebounds, and 5.9 assists per game. He became the first Pitt freshman to score 15 or more points in each of his first four games and has six double-figure scoring games on the season.

• Carrington is one of seven players in the NCAA currently averaging at least 14.0 points, 5.5 rebounds, and 5.5 assists per game.

• Carrington leads the ACC in assists, while also ranking tied for 19th in scoring, tied for eighth in three-point field goals (2.43 3pg.), 15th in free throw percentage (.826), and fifth in assist-to-turnover ratio (3.15:1).

• Carrington was named ACC Rookie of the Week in each of the first two weeks of the season. He is the first Pitt freshman to earn conference ROTW accolades in back-to-back weeks since DeJuan Blair (Dec. 17 & 24, 2007).

• Carrington delivered a memorable debut as a Panther becoming just the second freshman in ACC history to record a triple-double in their first collegiate game. Carrington finished with 18 points, 12 rebounds, and 10 assists for the first Pitt triple-double since the 1997-98 season and the fifth overall in program history.

• Carrington posted the 10th triple-double by an ACC freshman in league history. He and Dennis Scott (Georgia Tech) are the only freshman to record a triple-double in their first game.

• Carrington also became the first Division I player to record a triple-double in his debut since Notre Dame's Chris Thomas accomplished that feat against New Hampshire Nov. 16, 2001.

• Carrington's triple-double against NC A&T was the 22nd by a freshman in the NCAA since the start of the 2009-10 season.

• Carrington knocked down three three-pointers and finished with 18 points and four assists against Binghamton.

• Carrington scored 19 points to go along with four rebounds and seven assists in a win over FGCU.

• Carrington had 17 points, three rebounds, and four assists against Jacksonville. He went 5-of-8 from three-point range with the five threes tied for third most in a game by a Pitt freshman.

• Carrington delivered 14 points, four rebounds and seven assists against Florida in the NIT Season Tip-Off.

• Carrington finished with 13 points, seven rebounds, and four assists against Missouri in the ACC-SEC Challenge.

## NCAA • 14+ PPG, 5.5 RPG, 5.5 APG

Player, School	PPG	RPG	APG
Tristan Newton, Connecticut	15.6	8.1	6.9
Braden Smith, Colgate	15.7	6.0	6.0
<b>Carlton Carrington, Pitt</b>	<b>14.9</b>	<b>5.6</b>	<b>5.9</b>
Kevin McCullar, Jr., Kansas	18.1	7.3	5.7
Tamin Lipsey, Iowa State	15.1	6.0	5.7
Javon Small, Oklahoma State	14.0	5.6	5.6
Vonterius Woolbright, WCU	19.5	11.5	5.5

## ACC • Freshman Scoring Leaders

Rk	Player, School	PPG
1.	Marcus Burton, Notre Dame	16.3
2.	<b>Carlton Carrington, Pitt</b>	<b>14.9</b>
3.	Ty-Laur Johnson, Louisville	8.9
4.	Caleb Foster, Duke	8.6
5.	Jared McCain, Duke	7.9

## Pitt • Conference Rookie of the Week Selections

Rk	Player, Season (Conference)	Total
1.	Chris Taft, 2003-04 (Big East)	6
2.	Sean Miller, 1987-88 (Big East)	4
3.	DeJuan Blar, 2007-08 (Big East)	3
	Ricardo Greer, 1997-98 (Big East)	3
	Brian Shorter, 1988-89 (Big East)	3
	Charles Smith, 1984-85 (Big East)	3
7.	<b>Carlton Carrington, 2023-24 (ACC)</b>	<b>2</b>
	Justin Champagnie, 2019-20 (ACC)	2
	Trey McGowens, 2018-19 (ACC)	2
	Jason Matthews, 1987-88 (Big East)	2
	Rod Brookin, 1986-87 (Big East)	2
	Jerome Lane, 1985-86 (Big East)	2

## Pitt • Three-Point FG Made by a Freshman

Rk	Player, Opponent, Date	3FGM
1.	Parker Stewart, at Syracuse, 1/16/18	7
2.	Sean Miller, St. Francis [Pa.], 12/2/87	6
3.	<b>Carlton Carrington, Jacksonville, 11/17/23</b>	<b>5</b>
	Justin Champagnie, Canisius, 12/30/19	5
	Josh Newkirk, NC State, 3/3/14	5
	Sean Miller, Syracuse, 2/10/88	5
	R. Greer, Md.-Eastern Shore, 12/2/97	5
	Ronald Ramon, at Rutgers, 1/8/05	5

NCAA • Triple-Doubles in Freshman Debut Since 2001-02

Player (School) vs. Opponent, Date	Pts	Rebs	Asts
Carlton Carrington (Pitt) vs. NC A&T, 11/6/23	18	12	10
Chris Thomas (Notre Dame) vs. UNH, 11/16/01	24	11	11*

\* points / assists / steals

NCAA • Triple-Doubles by Freshmen Since 2009-10

Player (School) vs. Opponent, Date	Pts	Rebs	Asts
Carlton Carrington (Pitt) vs. NC A&T, 11/6/23	18	12	10
Ethan Taylor (Air Force) vs. Nevada, 1/15/22	14	10	10
Carson Towt (N. Arizona) vs. Embry-Riddle, 1/5/22	10	14	11
Jordan Hall (St. Joseph's) vs. La Salle, 2/6/21	22	12	10
Ziaire Williams (Stanford) vs. Washington, 1/7/21	12	12	10
Rylan Jones (Utah) vs. Miss. Valley State, 11/8/19	10	10	11
RJ Barrett (Duke) vs. NC State, 2/16/19	23	11	10
Jose Perez (Gardner-Webb) vs. Savannah St., 12/1/18	17	10	10
DeAndre Jones (Central Ark.) at Lamar, 1/6/18	13	11	11
Hayden Coval (Central Ark) at Houston Christian, 2/7/18	17	10	11*
Jordan Goodwin (Saint Louis) vs. Duquesne, 1/17/18	13	15	10
Ja Morant (Murray State) vs. Eastern Ill., 12/28/17	11	10	14
Dennis Smith, Jr. (NC State) vs. Syracuse, 2/1/17	13	11	15
Dennis Smith, Jr. (NC State) vs. Virginia Tech, 1/4/17	27	11	11
Bruce Brown (Miami) vs. SC State, 12/6/16	11	11	10
De'Aaron Fox (Kentucky) vs. Arizona State, 11/28/16	14	11	10
Jaquan Lyle (Ohio State) vs. Rutgers, 1/13/16	16	12	11
D'Angelo Russell (Ohio State) at Rutgers, 2/8/15	23	11	11
Kahlil Felder (Oakland) vs. Detroit Mercy, 2/14/14	15	10	11
Jalen James (San Jose St.) at Houston, 12/7/13	12	13	10
Daniel Mullings (New Mexico St.) vs. Hawaii, 2/23/12	28	12	10
Josh Gasser (Wisconsin) at Northwestern, 1/23/11	10	12	10

\* blocked shots

ACC • Triple-Doubles in Freshman Debut

Player (School) vs. Opponent, Date	Pts	Rebs	Asts
Carlton Carrington (Pitt) vs. NC A&T, 11/6/23	18	12	10
Dennis Scott (GT) vs. Alcorn State, 11/20/87	17	10	10

ACC • Triple-Doubles by Freshmen

Player (School) vs. Opponent, Date	Pts	Rebs	Asts
Carlton Carrington (Pitt) vs. NC A&T, 11/6/23	18	12	10
RJ Barrett (Duke) vs. NC State, 2/16/19	23	11	10
Dennis Smith, Jr. (NC State) vs. Syracuse, 2/1/17	13	11	15
Dennis Smith, Jr. (NC State) vs. Virginia Tech, 1/4/17	27	11	11
Bruce Brown (Miami) vs. SC State, 12/6/16	11	11	10
Kenny Anderson (GT) vs. Pitt, 12/28/89	32	12	18
Dennis Scott (GT) vs. Alcorn State, 11/20/87	17	10	10
Ralph Sampson (Virginia) vs. ODU, 12/29/79	15	22	10*
Ralph Sampson (Virginia) vs. Army, 12/22/79	16	14	12*
Gene Banks (Duke) vs. Lehigh, 1/9/78	13	12	11

\* blocked shots

Pitt • Triple-Doubles

Player vs. Opponent, Date	Pts	Rebs	Asts
Carlton Carrington vs. NC A&T, 11/6/23	18	12	10
Ricardo Greer vs. Villanova (BET), 3/4/98	23	12	11
Darelle Porter at Providence, 1/23/91	13	10	11
Keith Starr vs. Rutgers, 1/25/75	17	11	10
Keith Starr vs. Marquette, 12/18/74	13	11	11

FEDE TWO TIMES

- Federiko Federiko averaged 6.6 points, 5.3 rebounds, and 1.66 blocks in 23.4 minutes per game, while shooting a team-best 94-of-141 (.667) from the field last season. He had eight double-figure scoring games, 15 games with seven or more rebounds and 12 games with three or more blocks.
- Federiko became just the fourth player (five times) in program history to shoot 60 percent or better from the field in a season (minimum 4.0 attempts per game).
- Federiko is averaging 6.1 points, 6.6 rebounds (3.57 orgp.), and 2.43 blocks per game this season. He has one double-double and has blocked three or more shots in four games.

- Federiko has two double-figure scoring efforts and is shooting 61.5 percent (16-of-26) from the field.
- Federiko ranks among the ACC leaders in blocks (T-3rd - 2.43 bpg.) and offensive rebounds (2nd - 3.57).
- Federiko recorded his second career double-double in the season opener against NC A&T, finishing with 13 points and 10 rebounds to go along with a career-high matching four blocks.
- Federiko had nine points, seven rebounds, and three blocks against FGCU. Six of the seven rebounds came on the offensive end of the floor and he also had three dunks in the win.
- Federiko went a perfect 3-of-3 from the field and 4-of-4 from the foul line in a 10-point, 5-rebound, 2-assist, 2-block effort in a win over Oregon State.

ACC • Blocks Leaders

Rk	Player, School	BPG
1.	Ryan Dunn, Virginia	2.86
	Naheem McLeod, Florida State	2.86
3.	Federiko Federiko, Pitt	2.43
	Andrew Carr, Wake Forest	2.43
5.	Quinten Post, Boston College	2.29
6.	PJ Hall, Clemson	2.17
7.	Zack Austin, Pitt	1.71

ACC • Offensive Rebound Leaders

Rk	Player, School	ORPG
1.	Armando Bacot, North Carolina	3.71
2.	Federiko Federiko, Pitt	3.57
3.	Naheem McLeod, Syracuse	3.29
4.	Brandon Huntley-Hatfield, Louisville	2.86
5.	Miles Kelly, Georgia Tech	2.80

THREE & D PROFILE

- Newcomer Zack Austin is averaging 8.0 points, 6.1 rebounds, and 1.7 blocks through the first seven games of the season. He had scored in double figures twice and grabbed seven or more rebounds three times.
- Austin ranks among the ACC leaders in blocks (7th - 1.71 bpg.), rebounds (T-17th - 6.1 rpg.), and defensive rebounds (T-14th - 4.86 drpg.).
- The 6-7 forward is the only player to make 60 or more threes and block 60 or more shots in each of the past two seasons. He is one of nine players to accomplish that feat in the past 31 seasons of college basketball. Austin and Shane Battier (Duke) are the only two players to reach the 60/60 mark in multiple seasons.
- Austin, who has two seasons of eligibility remaining, has posted 953 points, 467 rebounds, 147 blocks, and 135 three-pointers in 70 career games.
- Ausin posted seven rebounds and a season-high four blocks in a win over Jacksonville.
- Ausin had 10 points, nine rebounds, one block, and one steals against Florida in the NIT Season Tip-Off.
- Ausin scored a season-high 19 points to go along with eight rebounds and two steals in a win over Oregon State. He was 5-of-9 from the field, including 3-of-6 from three-point range, versus the Beavers.

CAREER DOUBLE-DOUBLES

Player	Opponent, Date	Pts/Rebs
Guillermo Diaz Graham	Jacksonville, 11/17/23	23/10
Ishmael Leggett	Binghamton, 11/10/23	18/11
Carlton Carrington	NC A&T, 11/6/23	18/12/10*
Federiko Federiko	NC A&T, 11/6/23	13/10
Blake Hinson	at Notre Dame, 3/1/23	15/13
=Zack Austin	vs. Charleston Southern, 3/1/23	13/12
=Zack Austin	at Winthrop, 2/25/23	17/10
<Ishmael Leggett	St. Bonaventure, 1/11/23	23/14
<Ishmael Leggett	at La Salle, 1/07/23	11/11
Blake Hinson	at Syracuse, 12/20/22	25/13
Blake Hinson	Sacred Heart, 12/10/22	19/11
<Ishmael Leggett	Army West Point, 12/10/22	16/10
Federiko Federiko	Sacred Heart, 12/10/22	17/14
Blake Hinson	William & Mary, 11/25/22	17/11
=Zack Austin	Wolford, 11/12/22	16/10
Blake Hinson	UT Martin, 11/7/22	27/13
=Zack Austin	vs. Hampton, 3/2/22	24/16
=Zack Austin	Hampton, 2/26/22	21/10
=Zack Austin	UNC Asheville, 2/5/22	26/11
=Zack Austin	at Charleston Southern, 1/19/22	14/10
=Zack Austin	N.C. A&T, 1/15/22	15/11
=Zack Austin	Florida Atlantic, 12/21/21	12/10
=Zack Austin	Guilford, 12/7/21	14/12
=Zack Austin	Georgia State, 11/21/21	11/11
+Blake Hinson	at Florida, 1/14/20	16/11

\* Triple-double with points, rebounds, and assists  
= at High Point  
< at Rhode Island  
+ at Ole Miss

HONORS & AWARDS

Carlton Carrington

ACC Rookie of the Week (Nov. 13, Nov. 20)

PRESEASON HONORS

Blake Hinson

CBS Sports Top 100 Players (No. 92)  
Third Team All-ACC (Lindy's)  
Lindy's Top 150 Players (No. 84)  
Second Team All-ACC (ACC Media)  
ACC Players to Watch (CBS Sports)  
First Team All-ACC (The Alamanc)

Carlton Carrington & Jaland Lowe

No. 70 Newcomer Impact Rankings (ESPN.com)

Jaland Lowe

Lindy's Top 100 Freshman (No. 89)  
No. 5 Hidden Gem Freshmen (The Athletic)

Zack Austin

No. 6 Top Transfers in the ACC (On3)

Guillermo Diaz Graham

12 Players with Breakout Potential (ESPN)



NCAA • 60 / 60 Club (3FG / Blocks) • Since 1992-93

Player, School (Year)	3FG	Blks
Zack Austin, High Point (2023)	62	66
Zack Austin, High Point (2022)	67	69
Keegan Murray, Iowa (2022)	66	68
Jameson Williams, Marshall (2019)	62	72
Elijah Minnie, Eastern Michigan (2018)	78	66
Cameron Oliver, Nevada (2017)	66	91
Jared Uthoff, Iowa (2016)	66	86
Kevin Durant, Texas (2007)	82	67
Wes Wilkinson, Nebraska (2006)	62	61
Shane Battier, Duke (2001)	124	88
Shane Battier, Duke (2000)	79	70

courtesy College Basketball Reference

TORRES GEMELAS

- Twin brothers **Guillermo Diaz Graham** (7-0) and **Jorge Diaz Graham** (6-11) are combining to average 12.3 points and 8.0 rebounds per game, while shooting 52.8 percent (28-of-53) from the field.
- Both brothers bypassed the opportunity to play for the Spain U21 team this summer and staying in Pittsburgh to continue to work on their strength and conditioning. The twins both gained roughly 15 pounds of muscle in the offseason, while continuing to develop their well-rounded skill sets.

GUILLERMO

- Averaging 7.4 points, 4.9 rebounds, and 1.0 steals per game. He has a pair of double-figure scoring games and one double-double.
- Ranks tied for 14th in the ACC in offensive rebounds (2.0 orpg.).
- Scored 12 points on 4-of-5 shooting from the field, including 2-of-3 from three-point range, against Binghamton. He added four rebounds, two steals and a blocked shot.
- Posted his first double-double with 23 points and 10 rebounds to go along with four assists, two steals, and a block against Jacksonville. He went 8-of-10 from the field and 6-of-9 from the foul line in the win.

JORGE

- Is contributing 4.9 points and 3.1 rebounds in 11.0 minutes per game, while shooting 55.6 percent (10-of-18) from the field.
- Scored a career-high 14 points on 5-of-5 shooting from the field, including 3-of-3 from three-point range, in the opener against NC A&T. He added five rebounds and a blocked shot in the win.
- Posted eight points and grabbed six rebounds against Jacksonville.

RETURNING FROM REDSHIRT SEASON

- Redshirt junior **William Jeffress** returns to the Pitt rotation after missing the 2022-23 season due to a foot injury suffered in late July.
- Jeffress, a versatile defender with great rebounding instincts, used the redshirt season to continue to develop his body and has shown increased athleticism and explosiveness in the offseason.
- Jeffress posted seven points, four rebounds, three steals and a blocked shot in his return against NC A&T.
- Jeffress impacted Pitt's win over FGCU with a strong defensive and rebounding effort. The team was +14 with him on the floor as Jeffress finished with two points, five rebounds, two steals, and a blocked shot.

PORTAL ADDITIONS

- Pitt used the Division I transfer portal to add a trio of veteran players to the 2023-24 roster. **Zack Austin** (High Point), **Ishmael Leggett** (Rhode Island) and **Michael Hueitt, Jr.** (Old Dominion/UNC Greensboro) have combined for 2,199 points, 937 rebounds, 285 assists, and 288 three-point field goals in their careers.
- Austin and Leggett combined to average 30.5 points and 11.2 rebounds per game with 111 three-point field goals during the 2022-23 season.

Division I Career Totals

Player	GP/GS	Pts	Rebs	Assts	Stls	Blks	3FG
Zack Austin	70/65	953	467	93	82	147	135
Ishmael Leggett	94/77	1,036	398	168	101	17	96
Michael Hueitt, Jr.	47/0	210	72	24	13	1	57
Totals	211/142	2,199	937	285	196	165	288

TOP MARKS IN BIG WIN OVER JACKSONVILLE

- Pitt posted its highest scoring output (107) and largest margin of victory (+51) in a mid-November win over Jacksonville.
- Pitt made a season-best 15 three-point field goals, fifth most in program history, while also holding Jacksonville to just 1-of-15 (.067) shooting from beyond the arc.
- Pitt grabbed 50 or more rebounds for the third time in four games finishing the night with a 51-29 edge on the glass, including a 19-3 advantage in offensive rebounds. Jacksonville entered the contest ranked among the top teams in the NCAA in rebounding (49.5 rpg.). Six Panthers grabbed five or more rebounds in the game.

Pitt • Largest Scoring Margin

Rk	Opponent, Date	Score	Margin
1.	Indiana [Pa.], 11/29/86	108-49	+59
2.	Ohio Wesleyan, 12/6/71	103-48	+55
3.	Army, 1/26/29	69-16	+53
4.	Central Arkansas, 12/6/15	100-47	+53
5.	Savannah State, 12/1/01	87-35	+52
6.	Jacksonville, 11/17/23	107-56	+51
7.	Cleveland State, 2/14/74	106-55	+51
8.	Bethune-Cookman, 12/15/12	89-40	+49
9.	Indiana [Pa.], 11/30/85	94-45	+49
10.	NC A&T, 11/6/23	100-52	+48
11.	Brown, 12/28/95	95-47	+48
12.	Buffalo State, 2/18/76	99-51	+48

Pitt • Most Three-Point Field Goals in a Game

Rk	Opponent, Date	3FGM
1.	Wake Forest, 1/25/23	18
2.	Louisville, 2/7/23	17
3.	Syracuse, 2/25/23	16
4.	Notre Dame, 1/29/97	16
5.	Jacksonville, 11/17/23	15
6.	at Louisville, 1/18/23	14
7.	at Northwestern, 11/28/22	14
8.	Northern Illinois, 12/5/20	14
9.	McNeese State, 12/16/17	14
10.	Wofford, 3/14/12	14
11.	Marshall, 12/6/90	14
12.	Miami [Fla.], 2/18/95	14
13.	Maryland-Baltimore County, 12/13/08	14
14.	Albany, 11/28/03	14
15.	vs. Georgia, 12/17/94	14

OUTSTANDING IN THE OPENER

- Pitt delivered a dominating performance in the season opener with a 100-52 win over NC A&T. The 100-point effort was the sixth all-time at the Petersen Events Center and marked the seventh time Pitt has hit the century mark in the season opener.
- The Panthers posted a 58-28 rebounding advantage, tied for the eighth largest edge in program history.
- Pitt held the Aggies to 27.1 percent (19-of-70) shooting from field, including a 5-of-35 (.143) effort in the opening half.
- The 100-point effort is the second most points scored by the Panthers under **Jeff Capel** with the 48-point scoring margin also the second largest of the Capel era (tied for 10th largest in program history).

100+ Point Games at Petersen Events Center

Opponent, Date	Result
NC A&T, 11/6/23	W, 100-52
Marshall, 12/28/16	W, 112-106
Wake Forest (20T), 2/16/16	W, 101-96
Central Arkansas, 12/6/15	W, 100-47
Houston Baptist, 11/9/07	W, 103-62
Notre Dame, 1/4/06	W, 100-98

100+ Point Games in Season Openers

Opponent, Date	Result
NC A&T, 11/6/23	W, 100-52
Houston Baptist, 11/9/07	W, 103-62
Youngstown State, 11/27/93	W, 112-66
Siena, 11/28/89	W, 111-89
IUP, 11/29/86	W, 108-49
St. Francis [Pa.], 11/26/84	W, 104-88
vs. Rio Grande, 11/29/78	W, 107-82

Pitt • Largest Rebound Margin

Rk	Opponent, Date	Margin
1.	vs. Rio Grande (68/19), 11/29/79	+49
2.	Carnegie Tech (60/20), 2/1/68	+40
3.	St. Francis [Pa.] (67/31), 12/1/93	+36
4.	Rollins (69/34), 1/22/75	+35
5.	vs. Chaminade (51/17), 11/24/14	+34
6.	Mercyhurst (55/22), 1/25/79	+33
7.	North Florida (59/28), 11/13/10	+31
8.	NC A&T (58/28), 11/6/23	+30
9.	Chicago State (60/30), 1/17/87	+30
10.	Bethune-Cookman (40/11), 12/15/12	+29
11.	VMI (60/31), 12/6/11	+29
12.	Howard (55/26), 11/20/04	+29

Pitt • Largest Rebound Margin in the Past 25 Seasons

Rk	Opponent, Date	Pitt	Opp	Margin
1.	vs. Chaminade, 11/24/14	51	17	+34
2.	North Florida, 11/13/10	59	28	+31
3.	NC A&T, 11/6/23	58	28	+30
4.	Bethune-Cookman, 12/15/12	40	11	+29
5.	VMI, 12/6/11	60	31	+29
6.	Howard, 11/20/04	55	26	+29

SUCCESS WHEN SCORING 80+

• Pitt is 28-2 under **Jeff Capel** when reaching the 80-point mark in a game, including a 4-0 mark during the 2023-24 season.

Pitt • 80-Point Games Under Jeff Capel

Opponent, Date	Result
Jacksonville, 1/17/23	W, 107-56
FGCU, 1/13/23	W, 86-74
Binghamton, 11/10/23	W, 89-60
NC A&T, 11/6/23	W, 100-52
vs. Georgia Tech, 3/8/23	W, 89-81
at Notre Dame, 3/1/23	L, 88-81
Syracuse, 2/25/23	W, 99-82
at Florida State, 2/11/23	W, 83-75
Louisville, 2/7/23	W, 91-57
Wake Forest, 1/25/23	W, 81-79
at Syracuse, 12/20/22	W, 84-82
North Florida, 12/17/22	W, 82-56
Sacred Heart, 12/10/22	W, 91-66
at Northwestern, 11/28/22	W, 87-58
William & Mary, 11/25/22	W, 80-64
FDU, 11/22/22	W, 83-61
UT Martin, 11/7/22	W, 80-58
Virginia Tech, 2/3/21	W, 83-72
Syracuse, 1/13/21	W, 96-76
Northern Illinois, 12/5/20	W, 89-59
Drexel, 11/28/20	W, 83-74
vs. Wake Forest, 3/10/20	W, 81-72
Canisius, 12/30/19	W, 87-79
vs. Boston College, 3/12/19	W, 80-70
at NC State, 1/12/19	L, 86-80
Louisville, 1/9/19	W, 89-86 OT
New Orleans, 12/20/18	W, 99-57
Central Arkansas, 11/15/18	W, 97-71
Troy, 11/12/18	W, 84-75
VMI, 11/9/18	W, 94-55

NEW HEIGHTS

- **Guillermo Diaz Graham** is the fourth seven-footer in program history, joining **Steven Adams**, **Aaron Gray**, and **Mark Blount**. **Jorge Diaz Graham** and **Federiko Federiko** are tied for the fifth tallest players in program history at 6-11. Pitt has now had 13 players listed at 6-11 or taller.
- Pitt has four players 6-10 or taller on the roster for just the second time in program history. The Panthers are sixth in the NCAA in average roster height (78.9 in.) according to KenPom.
- Four Panthers possess 85-inch wing spans or better, including **Federiko Federiko**, who has a team-best 88.5 inch wingspan.

Pitt • Top Wingspans (in inches)

Player	Height	Wingspan	Dif
William Jeffress	79	86	+7
Zack Austin	79	85	+6
Papa Amadou Kante	82	88	+6
Federiko Federiko	83	88.5	+5.5

Pitt • 6-11 or Taller Players

Player, Years	Height	PPG	RPG
Guillermo Diaz Graham, 2022-p.	7-0	4.2	3.5
Steven Adams, 2012-13	7-0	7.2	6.3
Aaron Gray, 2003-07	7-0	9.8	7.0
Mark Blount, 1995-97	7-0	6.4	5.0
Jorge Diaz Graham, 2022-p.	6-11	3.3	2.4
Federiko Federiko, 2022-p.	6-11	6.5	5.5
Eric Mobley, 1991-94	6-11	10.2	6.8
Ed Scheuermann, 1976-81	6-11	5.4	4.1
Scott Stephens, 1973-75	6-11	0.5	0.7
Gerald Jordan, 1995-97	6-11	8.3	6.2
Malcolm Gilbert, 2011-12	6-11	0.5	0.8
Gary McGhee, 2007-11	6-11	4.5	4.7
Rozelle Nix, 2015-16	6-11	1.4	2.6

Pitt • Most Players 6-10 or Taller

Season	Player	HT
2023-24	Guillermo Diaz Graham	7-0
	Federiko Federiko	6-11
	Jorge Diaz Graham	6-11
	Papa Amadou Kante	6-10
2003-04	Aaron Gray	7-0
	Mark McCarroll	6-10
	Chris Taft	6-10
	Toree Morris	6-10

NCAA • KenPom.com Average Height (inches)

Rk	School	Avg. HT
1.	Utah	79.6
2.	Florida State	79.4
3.	Santa Clara	79.2
4.	USC	79.1
5.	Indiana	79.0
6.	Pitt	78.9
7.	Saint Mary's	78.7
	Davidson	78.7
	Siena	78.7
	Kansas	78.7

YOUNG LEGS

- Freshman **Carlton Carrington** is the 10th youngest player in the NCAA. The 18-year old guard from Baltimore, Md., was born July 21, 2005.

Youngest Scholarship Players in the NCAA

Player, School	Birthdate
JT Rock, Iowa State	3/1/2006
Eric Acker, Long Island	11/22/2005
Brandon Williams, UCLA	11/1/2005
James Scott, Charleston	9/11/2005
Courtney Anderson, Colorado	8/15/2005
Michael Sulaka, Western Michigan	8/13/2005
Justin McBride, Oklahoma State	7/25/2005
Cam Christie, Minnesota	7/24/2005
Magoon Gwath, San Diego State	7/24/2005
Carlton Carrington, Pitt	7/21/2005
Nazar Mahmoud, UTSA	7/16/2005
Dennis Evans, Louisville	7/13/2005
Mason Williams, Eastern Washington	7/3/2005

HOME COURT ADVANTAGE

- Pitt has compiled a 295-87 (.772) record, including a 172-18 (.905) ledger in non-conference play, at the Petersen Events Center.
- Pitt is 28-27 (.509) versus teams ranked in the top 25 of the AP Poll at the Petersen Events Center, with a 14-9 (.609) mark against top-10 teams and a 9-4 (.692) ledger versus teams ranked in the top-5.

NCAA • Homecourt Wins since 2002-03 Season

Rk	Team	Wins
1.	Kansas	329
2.	Memphis	316
3.	Duke	315
4.	Kentucky	313
5.	Syracuse	306
6.	Creighton	300
7.	Pitt	295
	Wisconsin	295
9.	Michigan State	292
10.	Gonzaga	291

as of Nov. 29

INTERNATIONAL INFLUENCE

- Pitt's 2023-24 roster features four international prospects, third most in program history, in **Papa Amadou Kante** (Senegal), **Guillermo Diaz Graham** (Spain), **Jorge Diaz Graham** (Spain), and **Federiko Federiko** (Finland).
- The Diaz Graham twins are Pitt's first pair of players out of Spain, while Federiko is the program's first prospect from Finland.

Pitt • All-Time International Players

Player, Year	Country
Papa Amadou Kante, 2023-p.	Senegal
Guillermo Diaz Graham, 2022-p.	Spain
Jorge Diaz Graham, 2022-p.	Spain
Federiko Federiko, 2022-p.	Finland
Max Amadasun, 2020-22	Ireland
Abdoul Karim Coulibaly, 2019-21	Mali
Sidy N'Dir, 2018-19	France
Marcus Carr 2017-18	Canada
Kene Chukwuka 2017-20	Sweden
Samson George 2017-20	Nigeria
Peace Ilegomah 2017-19	Nigeria
Shamiel Stevenson 2017-19	Canada
Rafael Maia 2015-16	Brazil
Joseph Uchebo 2013-15	Nigeria
Steven Adams 2012-13	New Zealand
Khem Birch 2011-12	Canada
Talib Zanna 2009-14	Nigeria
Dwight Miller 2008-10	Bahamas
Doyle Hudson 2005-07	Bahamas
Levon Kendall 2002-07	Canada
Zelimir Stevanovic 2000-01	Yugoslavia
Donatas Zavackas 1999-03	Lithuania
Sotinis Aggelou 1993-95	Greece
Dominick Dumancic 1990-92	Yugoslavia

Pitt • Most International Players on a Roster

Rk	Year	Total
1.	2017-18	5
	* 2018-19	5
3.	2023-24	4
4.	2022-23	3
	2019-20	3
6.	8x; last 2013-14	2

\* two international prospects transferred mid-year

FATHER-SON COACH COMBOS

- **Jeff Capel** is one of 19 sons of former Division I head coaches serving in the same capacity in the NCAA this season.

Father-Son Division I Head Coach Combos

Father	Son (School)
Tony Barone, Sr.	Brian Barone (SIUE)
Dick Bennett	Tony Bennett (Virginia)
Jeff Capel II	Jeff Capel III (Pitt)
Homer Drew	Scott Drew (Baylor)
	Bryce Drew (Grand Canyon)
Jim Dutcher	Brian Dutcher (San Diego State)
Lon Kruger	Kevin Kruger (UNLV)
Don Monson	Dan Monson (Long Beach State)
Bill Musselman	Eric Musselman (Arkansas)
Dave Odom	Ryan Odom (VCU)
Rick Pitino	Richard Pitino (New Mexico)
Skip Prosser	Mark Prosser (Winthrop)
Ralph Willard	Kevin Willard (Maryland)

BROTHER COMBOS

• Twin brothers **Guillermo Diaz Graham** and **Jorge Diaz Graham** are the ninth set of brothers to play at Pitt. They are just the second set of brothers to play on the same team.

Pitt Brother Combos

Brother (Years)	Brother (Years)
<b>Guillermo Diaz Graham (2022-p.)</b>	<b>Jorge Diaz Graham (2022-p.)</b>
Orlando Antiqua (1991-95)	Oliver Antiqua (1995-98)
Billy Knight (1971-74)	Terry Knight (1974-79)
Robert Caldwell (1964-67)	Michael Caldwell (1968-71)
Brian Generalovich (1961-64)	Nick Generalovich (1964-66)
Steve Zernich (1941-43)	Wally Zernich (1943-47)
Thomas Lawry (1930-32)	Edward Lawry (1939)
Stephen Wroblewski (1926-28)	Alphonse Wroblewski (1928-30)

NCAA • 2023-24 Brother Combos

Brothers	School
<b>Guillermo and Jorge Diaz Graham ^</b>	<b>Pitt</b>
Taran and Tre Armstrong	California Baptist
Chase and Dillon Hunter	Clemson
Precious and Promise Idiaru^	Kansas City
Milos and Veljko Ilic	Loyola-Maryland
Amhad and Armon Jarrard	IUPUI
Braden and Shae Korpela^	Washington State
Keyshaun and Kobe Langley^	UNCG
Ashton and Jayden Hardaway	Memphis
Connor and Patrick McCaffery	Iowa
Kareem and Kaseem Watson^	CSU Bakersfield
Jarron and Jariyon Wilkens^	Southern
Lamar and Shamar Wright^	SIUE

^ denotes twins

CUMMINGS & NDIAYE SIGN NLI

• Pitt signed Brandin Cummings and Amdy Ndiaye during the November signing period.

• Cummings, a four-star guard prospect from nearby Lincoln Park High School, was a Pittsburgh Post Gazette Fab 5 and 4A Co-Player of the Year selection after averaging 23.1 points, 3.3 rebounds, and 2.3 assists per game as a junior. He made 75 three-point field goals while helping the Leopards to WPIAL and PIAA Class 4A titles a year ago. Cummings, the younger brother of Pitt standout Nelly Cummings, enters his senior season at Lincoln Park with 1,482 points and 186 three-pointers in his career.

• Ndiaye, a three-star prospect currently playing a prep year at Putnam Science Academy, was a NYSSWA All-State selection last season after helping Long Island Lutheran to a 24-3 record, including a 10-2 mark in the National Interscholastic Basketball Conference. The 6-10, 215-pound forward averaged 8.4 points, 6.1 rebounds, and 1.2 blocks per game in conference play as LUHI finished the year ranked No. 3 nationally. Ndiaye, a versatile, high-ceiling player with the ability to impact the game on both ends of the floor, also shot 35 percent from three-point range a year ago.

THE OAKLAND ZOO

• Pitt has one of the top student sections in the country in the Oakland Zoo. The student section has been expanded this season to accomodate 2,000 Oakland Zoo members.

• The Oakland Zoo has the best seats in the house at the Petersen Events Center filling the lower bowl outside of 75 opponent tickets behind the visiting team bench as required by league rules.

• Student ticket claims are made 5-7 days in advance of games. Pitt sold over 3,800 Gold Passes (Men's Basketball and Football season tickets) this season. The Panthers Ticket Office will use lower level and upper level ticket inventory for additional Oakland Zoo seating when available.

CAPEL'S CORNER

• Through the generous support of the Vartabedian Family, Capel's Corner has been established in section 113 of the Petersen Events Center. Capel's Corner is an outreach effort to provide underserved youth and their families the opportunity to attend Pitt Basketball games. Tickets are being distributed through Pitt Athletics' relationship with the Ammon Community Recreation Center in the Hill District. Former Pitt standout Darelle Porter serves as one of the community leaders and as an executive director at the Ammons Center. Contact the Panthers Ticket Office via email (tickets@athletics.pitt.edu) if you are interested in supporting the Capel's Corner initiative.

PRESEASON ACC PROJECTIONS

• Pitt was picked to finish ninth in the Atlantic Coast Conference, while **Blake Hinson** was tabbed a Preseason Second Team All-ACC selection, as voted upon by the league's voting panel in October.

2022-23 ACC Predicted Order of Finish

Rk	School	Points
1.	Duke	757 (44)
2.	Miami	693 (5)
3.	North Carolina	670 (1)
4.	Virginia	593 (1)
5.	Clemson	570
6.	Wake Forest	440
7.	NC State	420
8.	Virginia Tech	390
9.	Pitt	380
10.	Syracuse	321
11.	Florida State	294
12.	Boston College	227
13.	Georgia Tech	157
14.	Louisville	108
15.	Notre Dame	100

First-place votes in parentheses; 51 total



# 2023-24 PITT MEN'S BASKETBALL ROSTER


Numerical						
NO	NAME	POS	HT	WT	CL-EXP	HOMETOWN (HIGH SCHOOL / PREVIOUS COLLEGE)
2	Blake Hinson	F	6-7	235	SR-1L	Deltona, Fla. (Sunrise Christian Academy {Kan.} / Mississippi / Iowa State)
4	Papa Amadou Kante	F	6-10	215	FR-HS	Dakar, Senegal (South Kent Prep)
5	Ishmael Leggett	G	6-3	195	JR-TR	Prince George's County, Md. (St. John's College / Rhode Island)
7	Carlton Carrington	G	6-4	180	FR-HS	Baltimore, Md. (St. Frances Academy)
8	Michael Hueitt, Jr.	G	6-3	180	GR-TR	Fayetteville, N.C. (Northwood Temple / Old Dominion / UNC Greensboro)
11	Marlon Barnes, Jr.	F	6-6	180	FR-HS	Cleveland, Ohio (Brush)
12	KJ Marshall	G	5-10	175	SR-2L	Reading, Pa. (Trinity Christian Academy [N.C.] / Mars Hill)
13	Benjamin Mayhew	F	6-4	180	FR-HS	Wilkinsburg, Pa. (Propel Braddock Hills)
15	Jaland Lowe	G	6-2	170	FR-HS	Missouri City, Texas (Fort Bend Marshall)
21	Vason Stevenson	F	6-3	190	SO-1L	McKees Rocks, Pa. (Montour)
24	William Jeffress	F	6-7	205	R-JR-3L	Erie, Pa. (McDowell)
25	Guillermo Diaz Graham	F	7-0	205	SO-1L	Canary Islands, Spain (IMG Academy Academics [Fla.])
31	Jorge Diaz Graham	F	6-11	190	SO-1L	Canary Islands, Spain (IMG Academy Academics [Fla.])
33	Federiko Federiko	C	6-11	220	JR-1L	Helsinki, Finland (First Love Academy [Pa.] / Northern Oklahoma)
44	Jajuan Nelson	F	6-7	215	FR-HS	Philadelphia, Pa. (String Theory Charter)
55	Zack Austin	F	6-6	205	R-JR-TR	Winston-Salem, N.C. (Moravian Prep / High Point)

Alphabetical						
NO	NAME	POS	HT	WT	CL-EXP	HOMETOWN (HIGH SCHOOL / PREVIOUS COLLEGE)
55	Zack Austin	F	6-6	205	R-JR-TR	Winston-Salem, N.C. (Moravian Prep / High Point)
11	Marlon Barnes, Jr.	F	6-6	180	FR-HS	Cleveland, Ohio (Brush)
7	Carlton Carrington	G	6-4	180	FR-HS	Baltimore, Md. (St. Frances Academy)
25	Guillermo Diaz Graham	F	7-0	205	SO-1L	Canary Islands, Spain (IMG Academy Academics [Fla.])
31	Jorge Diaz Graham	F	6-11	190	SO-1L	Canary Islands, Spain (IMG Academy Academics [Fla.])
33	Federiko Federiko	C	6-11	220	JR-1L	Helsinki, Finland (First Love Academy [Pa.] / Northern Oklahoma)
2	Blake Hinson	F	6-7	235	SR-1L	Deltona, Fla. (Sunrise Christian Academy {Kan.} / Mississippi / Iowa State)
8	Michael Hueitt, Jr.	G	6-3	180	GR-TR	Fayetteville, N.C. (Northwood Temple / Old Dominion / UNC Greensboro)
24	William Jeffress	F	6-7	205	R-JR-3L	Erie, Pa. (McDowell)
4	Papa Amadou Kante	F	6-10	215	FR-HS	Dakar, Senegal (South Kent Prep)
5	Ishmael Leggett	G	6-3	195	JR-TR	Prince George's County, Md. (St. John's College / Rhode Island)
15	Jaland Lowe	G	6-2	170	FR-HS	Missouri City, Texas (Fort Bend Marshall)
12	KJ Marshall	G	5-10	175	SR-2L	Reading, Pa. (Trinity Christian Academy [N.C.] / Mars Hill)
13	Benjamin Mayhew	F	6-4	180	FR-HS	Wilkinsburg, Pa. (Propel Braddock Hills)
44	Jajuan Nelson	F	6-7	215	FR-HS	Philadelphia, Pa. (String Theory Charter)
21	Vason Stevenson	F	6-3	190	SO-1L	McKees Rocks, Pa. (Montour)

Pitt Staff						
Head Coach: Jeff Capel (Duke, '97)						
Associate Head Coach: Tim O'Toole (Fairfield, '87)						
Associate Head Coach: Milan Brown (Howard, '93)						
Assistant Coach: Jason Capel (North Carolina, '02)						
Chief of Staff / Assistant Coach: Kyle Cieplicki (Vermont, '08)						
Director of Player and Alumni Development / Assistant Coach: Gilbert Brown, Pitt '11						
Assistant AD of Scouting: Billy Hubly (Univ. of St. Francis [Ill.], '12)						
Director of Basketball Operations: Brian Regan (St. Vincent College, '88)						
Assistant Director Recruiting / Video: Robert Blose (Pitt, '21)						
Strength & Conditioning Coach: Vincent Williams (Towson, '11)						
Athletic Trainer: Daniel Anthony (Missouri State, '11)						

Pronunciation	
Papa AMADOU KANTE	Ahm-a-do Con-tee
GUILLERMO Diaz Graham	Ghee-air-mo
JORGE Diaz Graham	Hor-Hay
William JEFFRESS	Jeff-ress
Michael HUEITT, Jr.	Hew-it
JALAND Lowe	Jay-lend
JAJUAN Nelson	Ja-wawn
VASON Stevenson	Vayson

# TV / RADIO HEAD SHOT ROSTER



**Blake Hinson**  
F • SR-TR • 6-8 • 230  
Deltona, Fla.




**Papa Amadou Kante**  
F • FR-HS • 6-10 • 235  
Dakar, Senegal




**Ishmael Leggett**  
G • JR-TR • 6-3 • 185  
Prince George's County, Md.



**Carlton Carrington**  
G • FR-HS • 6-5 • 190  
Baltimore, Md.



**Michael Hueitt, Jr.**  
G • GR-TR • 6-3 • 180  
Fayetteville, N.C.




**Marlon Barnes, Jr.**  
F • FR-HS • 6-6 • 190  
Cleveland, Ohio



**KJ Marshall**  
G • SR-2L • 5-10 • 175  
Reading, Pa.



**Jaland Lowe**  
G • FR-HS • 6-3 • 170  
Missouri City, Texas



**Vason Stevenson**  
F • SO-1L • 6-3 • 190  
McKees Rocks, Pa.



**William Jeffress**  
F • R-JR-3L • 6-7 • 210  
Erie, Pa.



**Guillermo Diaz Graham**  
F • SO-1L • 7-0 • 220  
Canary Islands, Spain



**Jorge Diaz Graham**  
F • SO-1L • 6-11 • 210  
Canary Islands, Spain



**Federiko Federiko**  
C • JR-1L • 6-11 • 225  
Helsinki, Finland



**Zack Austin**  
F • R-JR-TR • 6-7 • 210  
Winston-Salem, N.C.



**Jeff Capel**  
Head Coach



**Tim O'Toole**  
Associate Head Coach



**Milan Brown**  
Associate Head Coach




**Jason Capel**  
Assistant Coach



**Kyle Cieplicki**  
Chief of Staff / Assistant  
Coach



**Gilbert Brown**  
Director of Player &  
Alumni Development /  
Assistant Coach




**Billy Hubly**  
Assistant AD / Scouting



**Brian Regan**  
Director of Operations



**Vincent Williams**  
Strength & Conditioning  
Coach



**Daniel Anthony**  
Athletic Trainer



# BLAKE HINSON | #2

SR-1L • F • 6-8 • 230  
Deltona, Fla. • Sunrise Christian Acad. / Mississippi / Iowa State



Opponent	Date	GS	MIN	Total		3-Pointers		Free throws		Rebounds				PF	A	TO	BLK	STL	PTS	AVG
				FG-FGA	PCT	3FG-3FGA	PCT	FT-FTA	PCT	OFF	DEF	TOT	AVG							
N.C. A&T	11/06/2023	*	20:56	5-11	.455	2-5	.400	1-2	.500	3	5	8	8.0	2	2	0	0	0	13	13.0
Binghamton	11/10/2023	*	23:43	8-14	.571	4-9	.444	6-7	.857	1	3	4	6.0	1	0	1	0	1	26	19.5
FGCU	11/13/2023	*	30:20	6-15	.400	3-10	.300	3-6	.500	1	4	5	5.7	2	0	2	0	1	18	19.0
Jacksonville	11/17/2023	*	20:13	7-16	.438	4-9	.444	7-9	.778	2	4	6	5.8	1	1	0	0	0	25	20.5
vs Florida	11/22/2023	*	36:17	5-15	.333	3-9	.333	3-7	.429	1	2	3	5.2	2	2	1	0	1	16	19.6
vs Oregon St.	11/24/2023	*	32:00	6-17	.353	3-11	.273	2-3	.667	2	0	2	4.7	2	2	1	0	1	17	19.2
Missouri	11/28/2023	*	38:41	7-12	.583	5-8	.625	3-6	.500	0	5	5	4.7	1	1	0	0	0	22	19.6
Totals		7	202:10	44-100	.440	24-61	.393	25-40	.625	10	23	33	4.7	11	8	5	0	4	137	19.6

SEASON	TEAM	GP-GS	MIN/AVG	Field Goals		3-Point		F-Throws		Rebounds				Scoring						
				FG-FGA	FG%	3FG-3FGA	3FG%	FT-FTA	FT%	OFF	DEF	TOT	AVG	PF-FO	A	TO	BLK	STL	PTS	AVG
2018-19	OM	32-31	768/24.0	88-217	.406	46-132	.348	42-57	.737	23	71	94	2.9	91-2	36	28	9	15	264	8.3
2019-20	OM	28-27	872/31.1	97-245	.396	45-141	.319	45-64	.703	34	95	129	4.6	89-3	39	62	9	16	284	10.1
2022-23	UP	36-35	1142/31.7	181-423	.428	97-255	.380	91-134	.679	52	165	217	6.0	105-4	43	60	19	23	550	15.3
2023-24	UP	7-7	202/28.9	44-100	.440	24-61	.393	25-40	.625	10	23	33	4.7	11-0	8	5	0	4	137	19.6
TOTAL FOR UP		43-42	1345/31.3	225-523	.430	121-316	.383	116-174	.667	62	188	250	5.8	116-4	51	65	19	27	687	16.0
TOTAL		103-100	2984/29.0	410-985	.416	212-589	.360	203-295	.688	119	354	473	4.6	296-9	126	155	37	58	1235	12.0

## CAREER HIGHS

Points	27, UT Martin, 11/7/22	2023-24	Career
FG	9, 2x; last at Syracuse, 12/20/22	20+	14
FGA	20, Syracuse, 2/25/23	Double-Figure Points	61
3FG	8, Wake Forest, 1/25/23	Double-Figure Rebounds	7
3FGA	17, Syracuse, 2/25/23	Double-Doubles	6
FT	9, CSU Bakersfield, 12/7/19	5 or more Rebounds	45
FTA	12, CSU Bakersfield, 12/7/19	3 or more Assists	12
Rebounds	13, 3x; last at Notre Dame, 3/1/23	2 or more Steals	7
Off. Rebounds	6, at Northwestern, 11/28/22	2 or more Blocks	4
Def. Rebounds	11, at Notre Dame, 3/1/23	3 or more 3FGs	35
Assists	5, at Northwestern, 11/28/22	30+ Minutes	48
Steals	4, Alabama State, 11/20/22	40+ Minutes	1
Blocks	2, 4x; last vs. Miami (FL), 1/28/23		
Minutes	49, Auburn, 1/28/20		





# ISHMAEL LEGGETT | #5

JR-TR • G • 6-3 • 185  
Prince George's County, Md. • St. John's College / Rhode Island



Opponent	Date	GS	MIN	Total		3-Pointers		Free throws		Rebounds				PF	A	TO	BLK	STL	PTS	AVG
				FG-FGA	PCT	3FG-3FGA	PCT	FT-FTA	PCT	OFF	DEF	TOT	AVG							
N.C. A&T	11/06/2023	*	24:54	4-7	.571	1-2	.500	2-2	1.000	2	3	5	5.0	2	2	2	0	0	11	11.0
Binghamton	11/10/2023	*	27:12	6-14	.429	1-1	1.000	5-6	.833	4	7	11	8.0	1	5	3	0	4	18	14.5
FGCU	11/13/2023	*	36:17	6-12	.500	0-3	.000	5-7	.714	0	7	7	7.7	0	5	0	0	2	17	15.3
Jacksonville	11/17/2023	*	22:57	4-11	.364	2-4	.500	4-4	1.000	3	6	9	8.0	1	4	1	0	1	14	15.0
vs Florida	11/22/2023	*	35:12	7-20	.350	3-8	.375	2-2	1.000	3	6	9	8.2	4	1	4	0	2	19	15.8
vs Oregon St.	11/24/2023	*	31:55	6-12	.500	1-4	.250	2-2	1.000	3	4	7	8.0	1	3	1	1	1	15	15.7
Missouri	11/28/2023	*	32:10	1-8	.125	0-5	.000	8-8	1.000	1	6	7	7.9	2	3	6	0	2	10	14.9
Totals		7	210:37	34-84	.405	8-27	.296	28-31	.903	16	39	55	7.9	11	23	17	1	12	104	14.9

				Field Goals		3-Point		F-Throws		Rebounds									Scoring	
SEASON	TEAM	GP-GS	MIN/AVG	FG-FGA	FG%	3FG-3FGA	3FG%	FT-FTA	FT%	OFF	DEF	TOT	AVG	PF-FO	A	TO	BLK	STL	PTS	AVG
2020-21	URI	25-8	489/19.6	51-110	.464	16-38	.421	48-64	.750	28	38	66	2.6	44-0	22	34	2	13	166	6.6
2021-22	URI	31-31	808/26.1	85-229	.371	24-76	.316	63-92	.685	39	57	96	3.1	74-2	50	51	6	34	257	8.3
2022-23	URI	31-31	1070/34.5	157-400	.393	48-150	.320	147-174	.845	50	131	181	5.8	78-1	73	72	8	42	509	16.4
2023-24	UP	7-7	211/30.1	34-84	.405	8-27	.296	28-31	.903	16	39	55	7.9	11-0	23	17	1	12	104	14.9
TOTAL FOR UP		7-7	211/30.1	34-84	.405	8-27	.296	28-31	.903	16	39	55	7.9	11-0	23	17	1	12	104	14.9
TOTAL		94-77	2578/27.4	327-823	.397	96-291	.330	286-361	.792	133	265	398	4.2	207-3	168	174	17	101	1036	11.0

## CAREER HIGHS

Points	34, vs. Tulane, 11/22/22	2023-24	Career
FG	13, vs. Tulane, 11/22/22	20+ Point Games	11
FGA	23, George Washington, 2/22/23	30+ Point Games	2
3FG	7, vs. Tulane, 11/22/22	Double-Figure Points	53
3FGA	10, vs. Tulane, 11/22/22	Double-Doubles	4
FT	14, Texas State, 11/12/22	3 or more 3PT Field Goals	9
FTA	15, Texas State, 11/12/22	5 or more Rebounds	39
Rebounds	14, St. Bonaventure, 1/11/23	4 or more Assists	10
Off. Rebounds	4, 6x; last vs. Binghamton, 2/18/23	3 or more Steals	10
Def. Rebounds	10, St. Bonaventure, 11/10/23	20+ Minutes	73
Assists	5, 3x; last vs. FGCU, 11/13/23	30+ Minutes	44
Steals	4, 3x; last vs. Binghamton, 11/10/23	40+ Minutes	3
Blocks	2, Texas State, 11/12/22		
Minutes	43, George Washington, 2/22/23		



# CARLTON CARRINGTON | #7

FR-HS • G • 6-5 • 190  
Baltimore, Md. • St. Frances Academy



Opponent	Date	GS	MIN	Total		3-Pointers		Free throws		Rebounds				PF	A	TO	BLK	STL	PTS	AVG
				FG-FGA	PCT	3FG-3FGA	PCT	FT-FTA	PCT	OFF	DEF	TOT	AVG							
N.C. A&T	11/06/2023	*	29:07	7-12	.583	4-7	.571	0-0	.000	0	12	12	12.0	1	10	2	0	0	18	18.0
Binghamton	11/10/2023	*	27:17	6-11	.545	3-6	.500	3-5	.600	1	2	3	7.5	2	4	1	0	1	18	18.0
FGCU	11/13/2023	*	36:59	5-9	.556	2-6	.333	7-7	1.000	0	4	4	6.3	2	7	1	0	0	19	18.3
Jacksonville	11/17/2023	*	28:11	5-10	.500	5-8	.625	2-3	.667	0	3	3	5.5	0	4	1	0	0	17	18.0
vs Florida	11/22/2023	*	35:28	6-15	.400	2-7	.286	0-1	.000	2	2	4	5.2	2	7	3	0	0	14	17.2
vs Oregon St.	11/24/2023	*	26:23	1-5	.200	0-3	.000	3-3	1.000	0	6	6	5.3	4	5	2	0	0	5	15.2
Missouri	11/28/2023	*	36:14	4-14	.286	1-7	.143	4-4	1.000	1	6	7	5.6	3	4	3	0	0	13	14.9
Totals		7	219:39	34-76	.447	17-44	.386	19-23	.826	4	35	39	5.6	14	41	13	0	1	104	14.9

				Field Goals		3-Point		F-Throws		Rebounds									Scoring	
SEASON	TEAM	GP-GS	MIN/AVG	FG-FGA	FG%	3FG-3FGA	3FG%	FT-FTA	FT%	OFF	DEF	TOT	AVG	PF-FO	A	TO	BLK	STL	PTS	AVG
2023-24	UP	7-7	220/31.4	34-76	.447	17-44	.386	19-23	.826	4	35	39	5.6	14-0	41	13	0	1	104	14.9
TOTAL		7-7	220/31.4	34-76	.447	17-44	.386	19-23	.826	4	35	39	5.6	14-0	41	13	0	1	104	14.9

## CAREER HIGHS

Points	19, FGCU, 11/13/23	2023-24	Career
FG	7, NC A&T, 11/6/23	4	4
FGA	15, vs. Florida, 11/22/23	-	-
3FG	5, Jacksonville, 11/17/23	6	6
3FGA	8, Jacksonville, 11/17/23	1	1
FT	7, FGCU, 11/13/23	1	1
FTA	7, FGCU, 11/13/23	1	1
Rebounds	12, NC A&T, 11/6/23	1	1
Off. Rebounds	2, vs. Florida, 11/22/23	5	5
Def. Rebounds	12, NC A&T, 11/6/23	7	7
Assists	10, NC A&T, 11/6/23	3	3
Steals	1, Binghamton, 11/10/23	7	7
Blocks	-	4	4
Minutes	36, Missouri, 11/28/23		
15+ Point Games			
20+ Point Games			
Double-Figure Points			
Double-Figure Rebounds			
Double-Figure Assists			
Double-Doubles			
Triple-Doubles			
4 or more Rebounds			
4 or more Assists			
3 or more 3FGs			
20+ Minutes			
30+ Minutes			



# MICHAEL HUEITT, JR. | #8

GR-TR • G • 6-3 • 180  
Fayetteville, N.C. • Northwood Temple / Old Dominion / UNC Greensboro

Opponent	Date	GS	MIN	Total		3-Pointers		Free throws		Rebounds				PF	A	TO	BLK	STL	PTS	AVG
				FG-FGA	PCT	3FG-3FGA	PCT	FT-FTA	PCT	OFF	DEF	TOT	AVG							
N.C. A&T	11/06/2023		08:03	2-3	.667	0-1	.000	0-2	.000	0	1	1	1.0	1	0	0	0	0	4	4.0
Binghamton	11/10/2023		10:02	2-3	.667	0-1	.000	0-0	.000	0	0	0	0.5	2	0	0	0	0	4	4.0
Jacksonville	11/17/2023		13:02	0-1	.000	0-1	.000	0-0	.000	0	0	0	0.3	1	0	0	0	1	0	2.7
vs Oregon St.	11/24/2023		03:24	0-0	.000	0-0	.000	0-0	.000	0	2	2	0.8	1	0	0	0	0	0	2.0
Totals		0	34:31	4-7	.571	0-3	.000	0-2	.000	0	3	3	0.8	5	0	0	0	1	8	2.0

				Field Goals		3-Point		F-Throws		Rebounds									Scoring	
SEASON	TEAM	GP-GS	MIN/AVG	FG-FGA	FG%	3FG-3FGA	3FG%	FT-FTA	FT%	OFF	DEF	TOT	AVG	PF-FO	A	TO	BLK	STL	PTS	AVG
2017-18	ODU	13-0	77/5.9	9-22	.409	9-19	.474	0-0	.000	5	22	27	2.1	2-0	7	2	0	1	27	2.1
2019-20	UNCG	30-0	418/13.9	59-155	.381	48-133	.361	9-12	.750	6	35	41	1.4	40-0	17	15	1	11	175	5.8
2021-22	Cataw	16-6	390/24.4	43-122	.352	29-89	.326	16-23	.696	8	41	49	3.1	39-1	11	11	3	9	131	8.2
2023-24	UP	4-0	35/8.6	4-7	.571	0-3	.000	0-2	.000	0	3	3	0.8	5-0	0	0	0	1	8	2.0
TOTAL FOR UP		4-0	35/8.6	4-7	.571	0-3	.000	0-2	.000	0	3	3	0.8	5-0	0	0	0	1	8	2.0
TOTAL		63-6	920/14.6	115-306	.376	86-244	.352	25-37	.676	19	101	120	1.9	86-1	35	28	4	22	341	5.4

## CAREER HIGHS

Points	14, 2x; last vs. William Peace, 12/28/19	2023-24	Career
FG	5, vs. Averett, 11/11/19	Double-Figure Points	8
FGA	10, William Peace, 12/28/19	3 or more 3PT Field Goals	10
3FG	4, 2x; last vs. William Peace, 12/28/19	3 or more Rebounds	8
3FGA	10, William Peace, 12/28/19	2 or more Steals	2
FT	4, at Vermont, 12/18/19	4 or more 3FGs	3
FTA	4, at Vermont, 12/18/19	10+ Minutes	27
Rebounds	9, UMES, 11/27/17	20+ Minutes	5
Off. Rebounds	2, at VMI, 2/22/20		
Def. Rebounds	3, 2x; last vs. Mercer, 1/1/20		
Assists	2, 3x; vs. Furman, 2/26/20		
Steals	2, 2x; last at Furman, 1/11/20		
Blocks	1, Montana State, 11/16/19		
Minutes	24, Averett, 11/11/19		





# JALAND LOWE | #15

FR-HS • G • 6-3 • 170  
Missouri City, Texas • Fort Bend Marshall



Opponent	Date	GS	MIN	Total		3-Pointers		Free throws		Rebounds				PF	A	TO	BLK	STL	PTS	AVG
				FG-FGA	PCT	3FG-3FGA	PCT	FT-FTA	PCT	OFF	DEF	TOT	AVG							
N.C. A&T	11/06/2023		20:14	2-6	.333	0-2	.000	0-0	.000	0	1	1	1.0	1	3	3	0	1	4	4.0
Binghamton	11/10/2023		15:29	1-8	.125	0-4	.000	0-0	.000	0	3	3	2.0	0	2	2	0	0	2	3.0
FGCU	11/13/2023		14:57	5-9	.556	2-4	.500	0-0	.000	0	1	1	1.7	2	2	0	0	0	12	6.0
Jacksonville	11/17/2023		15:47	1-5	.200	1-2	.500	2-2	1.000	0	0	0	1.3	2	6	0	0	0	5	5.8
vs Florida	11/22/2023		09:20	1-3	.333	0-1	.000	0-0	.000	0	2	2	1.4	0	0	1	0	0	2	5.0
vs Oregon St.	11/24/2023		18:16	1-5	.200	0-1	.000	0-0	.000	1	2	3	1.7	1	2	3	0	1	2	4.5
Missouri	11/28/2023		11:36	1-1	1.000	0-0	.000	2-2	1.000	0	0	0	1.4	1	0	2	0	0	4	4.4
Totals		0	105:39	12-37	.324	3-14	.214	4-4	1.000	1	9	10	1.4	7	15	11	0	2	31	4.4

				Field Goals		3-Point		F-Throws		Rebounds									Scoring	
SEASON	TEAM	GP-GS	MIN/AVG	FG-FGA	FG%	3FG-3FGA	3FG%	FT-FTA	FT%	OFF	DEF	TOT	AVG	PF-FO	A	TO	BLK	STL	PTS	AVG
2023-24	UP	7-0	106/15.1	12-37	.324	3-14	.214	4-4	1.000	1	9	10	1.4	7-0	15	11	0	2	31	4.4
TOTAL		7-0	106/15.1	12-37	.324	3-14	.214	4-4	1.000	1	9	10	1.4	7-0	15	11	0	2	31	4.4

## CAREER HIGHS

Points	12, FGCU, 11/13/23	2023-24	Career
FG	5, FGCU, 11/13/23	Double-Figure Points	1
FGA	9, FGCU, 11/13/23	Double-Figure Rebounds	-
3FG	2, FGCU, 11/13/23	3 or more Rebounds	1
3FGA	4; 2x, last vs. FGCU, 11/13/23	2 or more Steals	-
FT	2, Jacksonville, 11/17/23	3 or more Assists	2
FTA	2, Jacksonville, 11/17/23	10+ Minutes	6
Rebounds	3, Binghamton, 11/10/23	20+ Minutes	1
Off. Rebounds	1		
Def. Rebounds	3, Binghamton, 11/10/23		
Assists	6, Jacksonville, 11/17/23		
Steals	1, NC A&T, 11/6/23		
Blocks	-		
Minutes	20, NC A&T, 11/6/23		



WILLIAM JEFFRESS | #24

R-JR-2L • F • 6-7 • 210  
Erie, Pa. • McDowell



Opponent	Date	GS	MIN	Total		3-Pointers		Free throws		Rebounds				PF	A	TO	BLK	STL	PTS	AVG
				FG-FGA	PCT	3FG-3FGA	PCT	FT-FTA	PCT	OFF	DEF	TOT	AVG							
N.C. A&T	11/06/2023		17:06	2-4	.500	0-2	.000	3-4	.750	2	2	4	4.0	0	0	1	1	3	7	7.0
Binghamton	11/10/2023		13:49	1-2	.500	0-1	.000	0-0	.000	2	2	4	4.0	1	0	2	0	1	2	4.5
FGCU	11/13/2023		21:16	1-1	1.000	0-0	.000	0-0	.000	2	3	5	4.3	0	1	0	1	2	2	3.7
Jacksonville	11/17/2023		17:01	1-2	.500	0-0	.000	3-4	.750	0	1	1	3.5	4	1	1	0	2	5	4.0
vs Florida	11/22/2023		13:14	1-3	.333	1-2	.500	0-0	.000	0	3	3	3.4	1	0	0	0	0	3	3.8
vs Oregon St.	11/24/2023		08:00	0-1	.000	0-0	.000	1-2	.500	0	2	2	3.2	0	0	0	0	0	1	3.3
Missouri	11/28/2023		03:18	0-1	.000	0-0	.000	0-0	.000	0	0	0	2.7	0	0	0	0	0	0	2.9
Totals		0	93:44	6-14	.429	1-5	.200	7-10	.700	6	13	19	2.7	6	2	4	2	8	20	2.9

				Field Goals		3-Point		F-Throws		Rebounds										Scoring	
SEASON	TEAM	GP-GS	MIN/AVG	FG-FGA	FG%	3FG-3FGA	3FG%	FT-FTA	FT%	OFF	DEF	TOT	AVG	PF-FO	A	TO	BLK	STL		PTS	AVG
2020-21	UP	16-4	273/17.1	13-57	.228	3-20	.150	10-16	.625	14	21	35	2.2	22-0	11	7	4	6		39	2.4
2021-22	UP	31-16	651/21.0	31-104	.298	11-53	.208	31-47	.660	30	72	102	3.3	42-0	20	31	12	21		104	3.4
2023-24	UP	7-0	94/13.4	6-14	.429	1-5	.200	7-10	.700	6	13	19	2.7	6-0	2	4	2	8		20	2.9
TOTAL		54-20	1018/18.9	50-175	.286	15-78	.192	48-73	.658	50	106	156	2.9	70-0	33	42	18	35		163	3.0

CAREER HIGHS

Points	9, 2x; last vs. Colgate, 12/9/21	2023-24	Career
FG	3, 7x; last vs. Boston College, 1/8/22	5 or more Rebounds	14
FGA	11, at Northwestern, 12/9/20	2 or more Steals	8
3FG	3, UMBC, 11/27/21	20+ Minutes	22
3FGA	6, 2x; last vs. Notre Dame, 12/28/21	30+ Minutes	10
FT	4, 3x; last vs. Vanderbilt, 11/24/21		
FTA	6, at West Virginia, 11/12/21		
Rebounds	9, vs. UNCW, 11/16/21		
Off. Rebounds	4, 2x; last vs. The Citadel, 11/9/21		
Def. Rebounds	7, vs. UMBC, 11/27/21		
Assists	4, vs. Towson, 3/2/21		
Steals	3, NC A&T, 11/6/23		
Blocks	2, 3x; last vs. Jacksonville, 12/21/21		
Minutes	39, vs. Towson, 3/2/21		



# GUILLERMO DIAZ GRAHAM | #25

SO-1L • F • 7-0 • 220  
Canary Islands, Spain • IMG Academy Academics [Fla.]



Opponent	Date	GS	MIN	Total		3-Pointers		Free throws		Rebounds				PF	A	TO	BLK	STL	PTS	AVG
				FG-FGA	PCT	3FG-3FGA	PCT	FT-FTA	PCT	OFF	DEF	TOT	AVG							
N.C. A&T	11/06/2023		13:53	2-4	.500	1-3	.333	0-0	.000	2	3	5	5.0	4	1	2	2	1	5	5.0
Binghamton	11/10/2023		17:10	4-5	.800	2-3	.667	2-3	.667	2	2	4	4.5	2	0	2	1	2	12	8.5
FGCU	11/13/2023		16:10	1-5	.200	0-2	.000	0-2	.000	1	3	4	4.3	2	0	1	0	0	2	6.3
Jacksonville	11/17/2023		23:48	8-10	.800	1-1	1.000	6-9	.667	5	5	10	5.8	3	4	2	1	2	23	10.5
vs Florida	11/22/2023		16:34	1-5	.200	1-3	.333	0-0	.000	3	3	6	5.8	3	3	2	1	1	3	9.0
vs Oregon St.	11/24/2023		14:13	0-4	.000	0-3	.000	2-2	1.000	0	3	3	5.3	4	0	2	0	1	2	7.8
Missouri	11/28/2023		16:27	2-2	1.000	0-0	.000	1-1	1.000	1	1	2	4.9	3	0	0	0	0	5	7.4
Totals		0	118:15	18-35	.514	5-15	.333	11-17	.647	14	20	34	4.9	21	8	11	5	7	52	7.4

				Field Goals		3-Point		F-Throws		Rebounds										Scoring	
SEASON	TEAM	GP-GS	MIN/AVG	FG-FGA	FG%	3FG-3FGA	3FG%	FT-FTA	FT%	OFF	DEF	TOT	AVG	PF-FO	A	TO	BLK	STL		PTS	AVG
2022-23	UP	33-3	396/12.0	38-85	.447	7-27	.259	34-50	.680	45	62	107	3.2	60-2	23	21	26	18		117	3.5
2023-24	UP	7-0	118/16.9	18-35	.514	5-15	.333	11-17	.647	14	20	34	4.9	21-0	8	11	5	7		52	7.4
TOTAL		40-3	514/12.9	56-120	.467	12-42	.286	45-67	.672	59	82	141	3.5	81-2	31	32	31	25		169	4.2

## CAREER HIGHS

Points	23, Jacksonville, 11/17/23	2023-24	Career
FG	8, Jacksonville, 11/17/23	Double-Figure Points	2
FGA	10, Jacksonville, 11/17/23	Double-Figure Rebounds	1
3FG	2; 2x, last vs. Binghamton, 11/10/23	Double-Doubles	1
3FGA	3; 5x; last vs. Binghamton, 11/10/23	5 or more Rebounds	3
FT	6; 2x; last vs. Jacksonville, 11/17/23	2 or more Blocks	1
FTA	9, Jacksonville, 11/17/23	2 or more Steals	2
Rebounds	10, Jacksonville, 11/17/23	2 or more Assists	2
Off. Rebounds	5; 2x; last vs. Jacksonville, 11/17/23	10+ Minutes	7
Def. Rebounds	7 vs. Iowa State, 3/17/23	20+ Minutes	1
Assists	4, Jacksonville, 11/17/23	30+ Minutes	-
Steals	3, vs. VCU, 11/17/22	Dunks	4
Blocks	5, vs. Louisville, 2/7/23		
Minutes	37, vs. Mississippi State, 3/14/23		





# JORGE DIAZ GRAHAM | #31

SO-1L • F • 6-11 • 210  
Canary Islands, Spain • IMG Academy Academics [Fla.]



Opponent	Date	GS	MIN	Total		3-Pointers		Free throws		Rebounds				PF	A	TO	BLK	STL	PTS	AVG
				FG-FGA	PCT	3FG-3FGA	PCT	FT-FTA	PCT	OFF	DEF	TOT	AVG							
N.C. A&T	11/06/2023		15:35	5-5	1.000	3-3	1.000	1-1	1.000	0	5	5	5.0	0	0	0	1	0	14	14.0
Binghamton	11/10/2023		12:50	0-1	.000	0-1	.000	2-2	1.000	2	1	3	4.0	4	1	0	0	0	2	8.0
FGCU	11/13/2023		01:43	0-0	.000	0-0	.000	0-0	.000	0	0	0	2.7	2	0	0	0	0	0	5.3
Jacksonville	11/17/2023		21:42	3-5	.600	1-3	.333	1-2	.500	2	4	6	3.5	2	0	0	1	0	8	6.0
vs Florida	11/22/2023		07:14	0-1	.000	0-1	.000	3-4	.750	1	1	2	3.2	1	2	1	0	0	3	5.4
vs Oregon St.	11/24/2023		12:02	2-3	.667	1-2	.500	0-0	.000	3	1	4	3.3	0	0	1	0	0	5	5.3
Missouri	11/28/2023		05:52	0-3	.000	0-2	.000	2-2	1.000	1	1	2	3.1	2	0	0	1	1	2	4.9
Totals		0	76:58	10-18	.556	5-12	.417	9-11	.818	9	13	22	3.1	11	3	2	3	1	34	4.9

				Field Goals		3-Point		F-Throws		Rebounds										Scoring	
SEASON	TEAM	GP-GS	MIN/AVG	FG-FGA	FG%	3FG-3FGA	3FG%	FT-FTA	FT%	OFF	DEF	TOT	AVG	PF-FO	A	TO	BLK	STL	PTS	AVG	
2022-23	UP	31-1	282/9.1	23-70	.329	12-34	.353	33-44	.750	18	50	68	2.2	31-0	13	10	15	15	91	2.9	
2023-24	UP	7-0	77/11.0	10-18	.556	5-12	.417	9-11	.818	9	13	22	3.1	11-0	3	2	3	1	34	4.9	
TOTAL		38-1	359/9.4	33-88	.375	17-46	.370	42-55	.764	27	63	90	2.4	42-0	16	12	18	16	125	3.3	

## CAREER HIGHS

Points	14, NC A&T, 11/6/23	2023-24	Career	
FG	5, NC A&T, 11/6/23	Double-Figure Points	1	3
FGA	7, vs. VCU, 11/17/22	Double-Figure Rebounds	-	-
3FG	3, NC A&T, 11/6/23	5 or more Rebounds	2	6
3FGA	4, vs. VCU, 11/17/22	2 or more Blocks	-	4
FT	6, vs. Louisville, 2/7/23	2 or more Steals	-	3
FTA	7, 2x; last at Syracuse, 12/20/22	2 or more 3FGs	1	3
Rebounds	8, Alabama State, 11/20/22	10+ Minutes	4	12
Off. Rebounds	3, at Syracuse, 12/20/22	20+ Minutes	1	6
Def. Rebounds	6, Alabama State, 11/20/22	Dunks	2	3
Assists	3, Sacred Heart, 12/10/22			
Steals	4, vs. Michigan, 11/16/22			
Blocks	4, vs. Louisville, 2/7/23			
Minutes	24, 2x; last vs. Sacred Heart, 12/10/22			



# FEDERIKO FEDERIKO | #33

JR-1L • C • 6-11 • 225  
Helsinki, Finland • First Love Acad. [Pa.] / Northern Oklahoma



Opponent	Date	GS	MIN	Total		3-Pointers		Free throws		Rebounds											
				FG-FGA	PCT	3FG-3FGA	PCT	FT-FTA	PCT	OFF	DEF	TOT	AVG	PF	A	TO	BLK	STL	PTS	AVG	
N.C. A&T	11/06/2023	*	26:07	6-9	.667	0-0	.000	1-4	.250	4	6	10	10.0	0	1	0	4	0	13	13.0	
Binghamton	11/10/2023	*	21:35	1-3	.333	0-0	.000	1-2	.500	4	5	9	9.5	3	1	1	3	1	3	8.0	
FGCU	11/13/2023	*	23:50	4-6	.667	0-0	.000	1-6	.167	6	1	7	8.7	4	0	1	3	0	9	8.3	
Jacksonville	11/17/2023	*	13:51	2-3	.667	0-0	.000	0-0	.000	1	4	5	7.8	4	1	0	2	1	4	7.3	
vs Florida	11/22/2023	*	23:26	0-0	.000	0-0	.000	1-2	.500	1	3	4	7.0	4	2	1	3	0	1	6.0	
vs Oregon St.	11/24/2023	*	25:47	3-3	1.000	0-0	.000	4-4	1.000	4	1	5	6.7	4	2	0	2	0	10	6.7	
Missouri	11/28/2023	*	23:33	0-2	.000	0-0	.000	3-6	.500	5	1	6	6.6	1	0	0	0	0	3	6.1	
Totals		7	158:09	16-26	.615	0-0	.000	11-24	.458	25	21	46	6.6	20	7	3	17	2	43	6.1	

				Field Goals		3-Point		F-Throws		Rebounds										Scoring	
SEASON	TEAM	GP-GS	MIN/AVG	FG-FGA	FG%	3FG-3FGA	3FG%	FT-FTA	FT%	OFF	DEF	TOT	AVG	PF-FO	A	TO	BLK	STL		PTS	AVG
2022-23	UP	35-27	818/23.4	94-141	.667	0-0	.000	44-68	.647	86	101	187	5.3	92-2	17	30	58	14		232	6.6
2023-24	UP	7-7	158/22.6	16-26	.615	0-0	.000	11-24	.458	25	21	46	6.6	20-0	7	3	17	2		43	6.1
TOTAL		42-34	976/23.2	110-167	.659	0-0	.000	55-92	.598	111	122	233	5.5	112-2	24	33	75	16		275	6.5

## CAREER HIGHS

Points	22, North Florida, 12/17/22	2023-24	Career
FG	10, North Florida, 12/17/22	20+ Point Games	-
FGA	14, North Florida, 12/17/22	Double-Figure Points	2
3FG	-	Double-Figure Rebounds	1
3FGA	-	Double-Doubles	1
FT	8, Georgia Tech, 2/21/23	7 or more Rebounds	3
FTA	8, Georgia Tech, 2/21/23	3 or more Offensive Rebounds	4
Rebounds	14, Sacred Heart, 12/10/22	3 or more Blocks	4
Off. Rebounds	10, Sacred Heart, 12/10/22	2 or more Steals	-
Def. Rebounds	8, Florida State, 1/21/23	20+ Minutes	6
Assists	3, Sacred Heart, 12/10/22	30+ Minutes	-
Steals	2, 3x; last at Virginia Tech, 2/18/23	Dunks	9
Blocks	4, 4x; last vs. NC A&T, 11/6/23		
Minutes	34, 2x; last vs. Miami (FL), 1/28/23		
Dunks	5, UT Martin, 11/7/22		



# ZACK AUSTIN | #55

R-JR-TR • F • 6-7 • 210  
Winston-Salem, N.C. • Moravian Prep / High Point



Opponent	Date	GS	MIN	Total		3-Pointers		Free throws		Rebounds				PF	A	TO	BLK	STL	PTS	AVG
				FG-FGA	PCT	3FG-3FGA	PCT	FT-FTA	PCT	OFF	DEF	TOT	AVG							
N.C. A&T	11/06/2023	*	21:53	4-9	.444	0-3	.000	0-2	.000	0	4	4	4.0	1	2	0	1	0	8	8.0
Binghamton	11/10/2023	*	28:23	1-4	.250	0-1	.000	0-0	.000	0	6	6	5.0	0	0	0	3	1	2	5.0
FGCU	11/13/2023	*	18:28	2-4	.500	1-3	.333	2-4	.500	1	4	5	5.0	2	0	1	1	1	7	5.7
Jacksonville	11/17/2023	*	21:04	2-8	.250	1-6	.167	0-0	.000	3	4	7	5.5	2	2	0	4	0	5	5.5
vs Florida	11/22/2023	*	23:15	3-6	.500	0-3	.000	4-5	.800	2	7	9	6.2	0	0	1	1	1	10	6.4
vs Oregon St.	11/24/2023	*	26:31	5-9	.556	3-6	.500	6-8	.750	3	5	8	6.5	2	1	0	0	2	19	8.5
Missouri	11/28/2023	*	32:09	1-4	.250	1-3	.333	2-2	1.000	0	4	4	6.1	1	0	0	2	1	5	8.0
Totals		7	171:43	18-44	.409	6-25	.240	14-21	.667	9	34	43	6.1	8	5	2	12	6	56	8.0

				Field Goals		3-Point		F-Throws		Rebounds										Scoring	
SEASON	TEAM	GP-GS	MIN/AVG	FG-FGA	FG%	3FG-3FGA	3FG%	FT-FTA	FT%	OFF	DEF	TOT	AVG	PF-FO	A	TO	BLK	STL	PTS	AVG	
2021-22	HP	32-32	1107/34.6	165-399	.414	67-208	.322	63-87	.724	64	193	257	8.0	52-0	49	53	69	43	460	14.4	
2022-23	HP	31-26	906/29.2	149-341	.437	62-186	.333	77-98	.786	37	130	167	5.4	65-2	39	54	66	33	437	14.1	
2023-24	UP	7-7	172/24.5	18-44	.409	6-25	.240	14-21	.667	9	34	43	6.1	8-0	5	2	12	6	56	8.0	
TOTAL FOR UP		7-7	172/24.5	18-44	.409	6-25	.240	14-21	.667	9	34	43	6.1	8-0	5	2	12	6	56	8.0	
TOTAL		70-65	2185/31.2	332-784	.423	135-419	.322	154-206	.748	110	357	467	6.7	125-2	93	109	147	82	953	13.6	

## CAREER HIGHS

Points	26, 2x; last at Radford, 1/21/23	2023-24	Career
FG	10, at Radford, 2/19/22	20+ Point Games	-
FGA	21, vs. Hampton, 3/2/22	Double-Figure Points	2
3FG	5, 2x; last at Radford, 1/21/23	Double-Figure Rebounds	-
3FGA	13, vs. Hampton, 3/2/22	Double-Doubles	-
FT	8, North Florida, 12/3/22	5 or more Rebounds	5
FTA	9, North Florida, 12/3/22	3 or more Offensive Rebounds	2
Rebounds	16, vs. Hampton, 3/2/22	3 or more 3PT Field Goals	1
Off. Rebounds	5, 2x; last vs. Hampton, 3/2/22	2 or more Blocks	4
Def. Rebounds	11, 2x; last vs. Hampton, 3/2/22	2 or more Steals	1
Assists	6, Charleston Southern, 2/4/23	20+ Minutes	6
Steals	4, Pfeiffer, 11/7/22	30+ Minutes	1
Blocks	7, Howard, 11/20/21		
Minutes	47, Furman, 11/30/2		





# JEFF CAPEL | DUKE '97

Head Coach • Sixth Season at Pitt (15th overall)

Overall Record: 242-193 (.556)  
Conference Record: 118-124 (.488)

## BY THE NUMBERS

### Team Accomplishments

Overall record	242-193
30-win seasons	1
25-win seasons	1
20-win seasons	4
20-win/10-league win seasons	3
10-win league seasons	5

### National Achievements

NCAA Tournament appearances	4
NCAA Tournament record	6-4
Sweet Sixteen appearances	1
Earned a high seed (1-4)	1
Total postseason appearances (NIT & NCAA)	5

### Conference Achievements

Total conference titles	2
Tournament	1
Regular Season	1
Regular season W-L	118-124 (.489)
ACC	35-59
Big 12	33-43
Colonial Athletic Conference	50-22
Conference Tournament W-L	13-13
ACC	3-5
Big 12	3-5
Colonial Athletic Conference	7-3
Tournament title game appearances	2

### In The Associated Press Poll

Weeks ranked	22
Highest ranking	2 (3x)
Highest final ranking	7 (2009)
Weeks in the AP Top 10	16
Record when ranked	33-11

### Honors & Awards

National Player of the Year	1 (Blake Griffin)
All-America selections	1
Conference Coach of the Year	1
Conference Player of the Year	2
Conference Rookie of the Year	2
Conference Sixth Man of the Year	1
All-Conference selections	14
Conference All-Defensive Team selections	1
Conference All-Freshman Team selections	5
Academic All-Conference	16

### In The NBA Draft

First round draft picks (as a head coach)	2
Highest draft pick	No. 1 (Blake Griffin)
Lottery picks	1
Total draft picks	6
First round draft picks (as a head coach & ast. coach)	18
Highest draft pick	No. 1 (Blake Griffin)
Lottery picks	10
Total draft picks	27

### On the Recruiting Trail

McDonald's All-Americans signed (as a head coach)	4
McDonald's All-Americans signed (as a head coach & ast. coach)	23
Top 10 recruiting classes (as a head coach & ast. coach)	6

## CAPEL RECORD WHEN ...

	2023-24	at Pitt	Total
Overall	5-2	80-83	242-193
Home	4-1	55-35	156-63
Road	-	15-39	55-100
Neutral	1-1	10-9	31-31
Conf. Regular Season	-	35-59	118-124
Home	-	23-24	74-46
Road	-	11-35	43-78
Conference Tournament	-	3-5	13-13
NCAA Tournament	-	2-1	6-4
NIT	-	-	0-1
Regular Season Non-Con	5-2	40-18	107-52
Home	4-1	31-11	76-16
Road	-	4-4	12-20
Neutral	1-1	5-3	17-15
Leading at the half	5-0	56-11	187-33
Trailing at the half	0-2	21-70	49-156
Tied at the half	-	3-2	6-4
Shoots 60% or better	-	2-0	8-0
Shoots 50% or better	1-0	17-5	89-13
Shoots under 30%	-	0-4	0-7
Holds Opp. to less than 50%	5-2	76-56	234-131
Holds Opp. to less than 40%	3-0	51-10	143-20
Holds Opp. to less than 30%	1-0	7-0	22-0
Outrebounds Opp.	5-1	53-30	164-56
20 or more assists	2-0	15-0	34-0
10 or more 3FG	3-1	19-10	46-22
More made FTs than Opp.	5-1	63-37	176-56
Overtime Games	-	1-2	14-5
Double-overtime games	-	-	2-1
vs. Ranked Opponents (AP)	-	5-19	13-53
vs. Unranked Opponents	5-2	74-63	231-139
In November	5-2	26-14	49-29
In December	-	19-8	56-24
In January	-	16-22	64-48
In February	-	12-25	47-60
In March	-	7-14	26-32
Scores 59 points or less	-	6-30	15-73
Scores 60+ points	5-2	73-51	226-118
Scores 70+ points	5-1	55-23	173-46
Scores 80+ points	4-0	28-2	84-6
Scores 90+ points	2-0	9-0	32-1
Scores 100+ points	2-0	2-0	5-0

## YEAR-BY-YEAR RECORDS

Year	Overall		Conference		Con. Tourn.		NCAA		NIT		RS Non-Conf.		Home		Road		Neutral		vs. Top-25	
	W-L	Pct.	W-L	Pct.	W-L	Pct.	W-L	Pct.	W-L	Pct.	W-L	Pct.	W-L	Pct.	W-L	Pct.	W-L	Pct.	W-L	Pct.
VCU																				
2002-03	18-10	.643	12-6	.667	1-1	.500	0-0	.000	0-0	.000	5-3	.625	12-3	.800	5-6	.455	1-1	.500	0-0	.000
2003-04	23-8	.742	14-4	.778	3-0	1.000	0-1	.000	0-0	.000	6-3	.667	12-3	.800	8-4	.667	3-1	.750	0-2	.000
2004-05	19-13	.594	13-5	.722	2-1	.667	0-0	.000	0-1	.000	4-6	.444	11-4	.733	6-8	.429	2-1	.677	0-1	.000
2005-06	19-10	.655	11-7	.611	1-1	.500	0-0	.000	0-0	.000	7-2	.778	12-2	.857	6-7	.462	1-1	.500	0-0	.000
Oklahoma																				
2006-07	16-15	.516	6-10	.375	1-1	.500	0-0	.000	0-0	.000	9-4	.692	12-4	.750	1-8	.111	3-3	.500	1-8	.111
2007-08	23-12	.657	9-7	.563	1-1	.500	1-1	.500	0-0	.000	12-3	.800	14-3	.824	5-6	.455	4-3	.571	3-8	.273
2008-09	30-6	.833	13-3	.813	0-1	.000	3-1	.750	0-0	.000	14-1	.933	16-1	.941	8-3	.727	6-2	.750	4-3	.571
*2009-10	13-18	.419	4-12	.250	0-1	.000	0-0	.000	0-0	.000	9-5	.643	11-4	.733	1-10	.091	1-4	.200	1-4	.200
2010-11	14-18	.438	5-11	.313	1-1	.500	0-0	.000	0-0	.000	8-6	.571	12-4	.750	1-9	.100	1-5	.167	0-8	.000
Pitt																				
2018-19	14-19	.424	3-15	.167	1-1	.500	0-0	.000	0-0	.000	10-3	.769	11-7	.611	0-11	.000	3-1	.750	1-7	.125
2019-20	16-17	.485	6-14	.300	1-1	.500	0-0	.000	0-0	.000	9-2	.818	11-7	.611	2-9	.182	3-1	.750	0-4	.000
2020-21	10-12	.455	6-10	.375	0-1	.000	0-0	.000	0-0	.000	4-1	.800	7-6	.539	3-5	.375	0-1	.000	1-2	.333
2021-22	11-21	.344	6-14	.300	0-1	.000	0-0	.000	0-0	.000	5-6	.455	8-11	.421	3-9	.250	0-1	.000	0-1	.000
2022-23	24-12	.667	14-6	.700	1-1	.500	2-1	.667	-	-	7-4	.636	14-3	.824	7-5	.583	3-4	.429	3-5	.375
2023-24	5-2	.714	-	-	-	-	-	-	-	-	5-2	.714	4-1	.800	-	-	1-1	.500	-	-
Career	242-193	.556	118-124	.488	13-13	.500	6-4	.600	0-1	.000	107-52	.673	156-63	.712	55-100	.355	31-31	.500	13-53	.197

\* Oklahoma vacated 13 regular season wins, including four conference wins, due to use of an ineligible player during the 2009-10 season; vacated wins not included in career totals

# 2023-24 PITT BASKETBALL CHARTS

Overall Record: 5-2 (Home: 4-1; Road: 0-0; Neutral: 1-1)  
ACC Record: 0-0 (Home: 0-0; Road: 0-0)

Date	Opponent	Time/ Result	Pitt High Scorer	Opponent High Scorer	Pitt High Rebounder	Opponent High Rebounder	Pitt High Assists	Att.
O. 21	vs. Georgetown (Scrim.)	W, 78-64	Leggett (20)	Cook (17)	Hinson (7)	Cook (10)	Carrington & Leggett (5)	n/a
N. 1	PITT-JOHNSTOWN (EXH.)	W, 96-60	Carrington & Hinson (16)	Shull (16)	G. Diaz Graham & Jeffress (8)	Headings (7)	Carrington (6)	n/a
N. 6	NC A&T	W, 100-52	Carrington (18)	Duke (15)	Carrington (12)	Duke (6)	Carrington (10)	6,767
N. 10	BINGHAMTON	W, 89-60	Hinson (26)	Ashe (15)	Leggett (11)	Benson (8)	Leggett (5)	7,747
N. 13	FLORIDA GULF COAST	W, 86-74	Carrington (19)	Kellman (14)	Leggett & Federiko (7)	Two with (6)	Carrington (7)	6,567
N. 17	JACKSONVILLE	W, 107-56	Hinson (25)	Niblack (22)	G. Diaz Graham (10)	Two with (5)	Lowe (6)	7,842
<b>Preseason NIT</b>								
N. 22	+ vs. Florida	L, 86-71	Leggett (19)	Clayton, Jr. (28)	Leggett & Austin (9)	Samuel (10)	Carrington (7)	1,873
N. 24	+ vs. Oregon State	W, 76-51	Austin (19)	Akanno (12)	Austin (8)	Ibekwe (6)	Carrington (5)	1,620
<b>ACC/SEC Challenge</b>								
N. 28	MISSOURI	L, 71-64	Hinson (22)	East II (21)	Leggett & Carrington (7)	Carter (8)	Carrington (4)	7,930
D. 3	CLEMSON *							
<b>Backyard Brawl</b>								
D. 6	at West Virginia							
D. 9	CANISIUS							
D. 16	SOUTH CAROLINA STATE							
D. 20	PURDUE FORT WAYNE							
D. 30	at Syracuse *							
J. 2	NORTH CAROLINA *							
J. 6	at Louisville *							
J. 9	DUKE *							
J. 16	SYRACUSE *							
J. 20	at Duke *							
J. 23	at Georgia Tech *							
J. 27	at Miami *							
J. 31	WAKE FOREST *							
F. 3	NOTRE DAME *							
F. 7	at NC State *							
F. 13	at Virginia *							
F. 17	LOUISVILLE *							
F. 20	at Wake Forest *							
F. 24	VIRGINIA TECH *							
F. 27	at Clemson *							
M. 2	at Boston College *							
M. 5	FLORIDA STATE *							
M. 9	NC STATE *							

**ACC Tournament**  
M. 12-16 < ACC Tournament

+ Barclays Center  
\* Denotes ACC contest  
< Capital One Arena  
All Game times are Eastern Time Zone  
**HOME GAMES IN BOLD CAPS**

## 2023-24 ATTENDANCE FIGURES

Site	Games	Total	Average
Home	5	36,853	7,371
Away	-	-	-
Neutral	2	3,493	1,747
Total	7	40,346	5,764

## PITT BY THE NUMBERS

Seasons of Men's Basketball	116th
Total Games	2,921
All-time record	1,687-1,234
All-time ACC record (regular season only)	67-117 (10th season)
NCAA Tournament Appearances	27 (last in 2023)
NIT Appearances	9 (last in 2015)
20+ Win Seasons	23 (last in 2023)
30+ Win Seasons	2 (last in 2004)
Overtime Games	110 (60-50)
Pitt 100-Point Games	45 (45-0)
Consecutive games holding opponents under .500 shooting	10
Consecutive games holding opponents under 100 points	203
Consecutive games scoring at least 70 points	0

TEAM GAME HIGHS & LOWS

		PITT	OPPONENT
Points 1st Half	High	52 vs. Jacksonville (11/17/23)	39 by Florida (11/22/23)
	Low	34 vs. Florida (11/22/23)	15 by NC A&T (11/6/23)
Points 2nd Half	High	55 vs. Jacksonville (11/17/23)	47 by Florida (11/22/23)
	Low	29 vs. Missouri (11/28/23)	24 by Oregon State (11/24/23)
Total Points	High	107 vs. Jacksonville (11/17/23)	86 by Florida (11/22/23)
	Low	64 vs. Missouri (11/28/23)	51, 2x; last by Oregon State (11/24/23)
FG Made	High	40 vs. NC A&T (11/6/23)	31 by Florida (11/22/23)
	Low	16 vs. Missouri (11/28/23)	17, 2x; last by Oregon State (11/24/23)
FG Attempted	High	72 vs. Jacksonville (11/17/23)	70 by NC A&T (11/6/23)
	Low	47 vs. Missouri (11/28/23)	52, 2x; last by Oregon State (11/24/23)
FG Percentage	High	.563 [40-of-71] vs. NC A&T (11/6/23)	.483 [28-of-58] by FGCU (11/13/23)
	Low	.340 [16-of-47] vs. Missouri (11/28/23)	.271 [19-of-70] by NC A&T (11/6/23)
3-Pt. FG Made	High	15 vs. Jacksonville (11/17/23)	8, 4x; last by Missouri (11/28/23)
	Low	7 vs. Missouri (11/28/23)	1 by Jacksonville (11/17/23)
3-Pt. FG Att.	High	35 vs. Jacksonville (11/17/23)	31 by NC A&T (11/6/23)
	Low	25 vs. Missouri (11/28/23)	15 by Jacksonville (11/17/23)
3Pt. FG Pct.	High	.420 [15-of-35] vs. Jacksonville (11/17/23)	.360 [8-of-22] by Missouri (11/28/23)
	Low	.258 [8-of-31] vs. Oregon State (11/24/23)	.067 [1-of-15] by Jacksonville (11/17/23)
FT Made	High	26 vs. Jacksonville (11/17/23)	21 by Jacksonville (11/17/23)
	Low	8 vs. NC A&T (11/6/23)	6 by NC A&T (11/6/23)
FT Attempted	High	35 vs. Jacksonville (11/17/23)	25 by Jacksonville (11/17/23)
	Low	8 vs. NC A&T (11/6/23)	9 by NC A&T (11/6/23)
FT Percentage	High	.833 [20-of-24] vs. Oregon State (11/24/23)	.840 [21-of-25] by Jacksonville (11/17/23)
	Low	.471 [8-of-17] vs. NC A&T (11/6/23)	.556 [10-of-18] by Binghamton (11/10/23)
Off. Rebounds	High	19 vs. Jacksonville (11/17/23)	11 by Missouri (11/28/23)
	Low	9 vs. Missouri (11/28/23)	3 by Jacksonville (11/17/23)
Def. Rebounds	High	43 vs. NC A&T (11/6/23)	30 by Florida (11/22/23)
	Low	24 vs. Missouri (11/28/23)	19 by NC A&T (11/6/23)
Total Rebounds	High	56 vs. NC A&T (11/6/23)	37 by Florida (11/22/23)
	Low	33 vs. Missouri (11/28/23)	28 by NC A&T (11/6/23)
Assists	High	24 vs. Jacksonville (11/17/23)	24 by Florida (11/22/23)
	Low	8 vs. Missouri (11/28/23)	4 by Jacksonville (11/17/23)
Blocked Shots	High	9 vs. NC A&T (11/6/23)	6, 2x; last by Florida (11/22/23)
	Low	3, 2x; last vs. Missouri (11/28/23)	0 by Oregon State (11/24/23)
Steals	High	11 vs. Binghamton (11/10/23)	11 by Florida (11/22/23)
	Low	4 vs. Missouri (11/28/23)	3 by FGCU (11/13/23)
Turnovers	High	6 vs. Jacksonville (11/17/23)	15 by Binghamton (11/10/23)
	Low	14 vs. Florida (11/22/23)	8 by Florida (11/22/23)
Personal Fouls	High	21 vs. Jacksonville (11/17/23)	26 by Jacksonville (11/17/23)
	Low	12 vs. NC A&T (11/6/23)	17 by NC A&T (11/6/23)

INDIVIDUAL GAME HIGHS & LOWS

		PITT	OPPONENT
Points		26, Blake Hinson vs. Binghamton (11/10/23)	28, Walter Clayton, Jr., Florida (11/22/23)
FG Made		8, Blake Hinson vs. Binghamton (11/10/23)	11, Walter Clayton, Jr., Florida (11/22/23)
FG Attempted		20, Ishmael Leggett vs. Florida (11/22/23)	17, Walter Clayton, Jr., Florida (11/22/23)
3-Pt. FG Made		5, 2x; last by Blake Hinson vs. Missouri (11/28/23)	6, Walter Clayton, Jr., Florida (11/22/23)
3-Pt. FG Attempted		11, Blake Hinson vs. Oregon State (11/24/23)	12, Landon Glasper, NC A&T (11/6/23)
FT Made		8, Ishmael Leggett vs. Missouri (11/28/23)	8, 2x; last Dexter Akanno, Oregon State (11/24/23)
FT Attempted		9, Guillermo Diaz Graham vs. Jacksonville (11/17/23)	10, 2x; last Dexter Akanno, Oregon State (11/24/23)
Rebounds		12, Carlton Carrington vs. NC A&T (11/6/23)	10, Tyrese Samuel, Florida (11/22/23)
Offensive Rebounds		6, Federiko Federiko vs. FGCU (11/13/23)	3, 2x; last Tyrese Samuel, Florida (11/22/23)
Defensive Rebounds		12, Carlton Carrington vs. NC A&T (11/6/23)	8, 2x; last Noah Carter, Missouri (11/28/23)
Assists		10, Carlton Carrington vs. NC A&T (11/6/23)	8, Zyon Pullen, Florida (11/22/23)
Turnovers		6, Ishmael Leggett vs. Missouri (11/28/23)	5, Sean East II, Missouri (11/28/23)
Blocked Shots		4, 2x; last Zack Austin vs. Jacksonville (11/17/23)	3, Tyrese Samuel, Florida (11/22/23)
Steals		4, Ishmael Leggett vs. Binghamton (11/10/23)	3, 3x; last Anthony Robinson II, Missouri (11/28/23)
Minutes		38:41, Blake Hinson vs. Missouri (11/28/23)	38:25, Zach Anderson, FGCU (11/13/23)

## GAME-BY-GAME COMPARISON

[illegible]

## GAME-BY-GAME SPECIALTY STATS

[illegible]



## GAME-BY-GAME CHART

[illegible]

PLAYER SEASON & CAREER HIGHS

2023-24	CAREER
<b>2 - Blake Hinson</b>	
Pts 26 vs. Binghamton (11/10/23)	27 vs. UT Martin (11/7/22)
Rebs 8 vs. NC A&T (11/6/23)	13, 3x; last at Notre Dame (3/1/23)
Asts 2, 3x; last vs. Oregon State (11/24/23)	5 at Northwestern (11/28/22)
Blks -	2, 4x; last vs. Miami (1/28/23)
Stls 1, 4x; last vs. Oregon State (11/24/23)	4 vs. Alabama State (11/20/22)
Mins 39 vs. Missouri (11/28/23)	49 vs. Auburn (1/28/19)
<b>5 - Ishmael Leggett</b>	
Pts 19 vs. Florida (11/22/23)	34, vs. Tulane (11/22/22)
Rebs 11 vs. Binghamton (11/10/23)	14, vs. St. Bonaventure (11/11/23)
Asts 5, 2x; last vs. FGCU (11/13/23)	5, 3x; last vs. FGCU (11/13/23)
Blks 1 vs. Oregon State (11/24/23)	2, vs. Texas State (11/12/22)
Stls 4 vs. Binghamton (11/10/23)	4, 3x; last vs. Binghamton (11/10/23)
Mins 36 vs. FGCU (11/13/23)	43 vs. George Washington
<b>7 - Carlton Carrington</b>	
Pts 19 vs. FGCU (11/13/23)	same
Rebs 12 vs. NC A&T (11/6/23)	same
Asts 10 vs. NC A&T (11/6/23)	same
Blks -	-
Stls 1 vs. Binghamton (11/10/23)	same
Mins 37 vs. FGCU (11/13/23)	same
<b>8 - Michael Hueitt, Jr.</b>	
Pts 4, 2x; last vs. Binghamton (11/10/23)	14, 2x; last vs. William Peace (12/28/19)
Rebs 2 vs. Oregon State (11/24/23)	9 vs. Maryland Eastern Shore (11/27/17)
Asts -	2, 3x; last vs. Furman (2/26/20)
Blks -	1 vs. Montana State (11/16/19)
Stls 1 vs. Jacksonville (11/17/23)	2, 2x; last vs. Furman (2/26/20)
Mins 10 vs. Binghamton (11/10/23)	24 vs. Averett (11/11/19)
<b>11 - Marlon Barnes, Jr.</b>	
Pts -	-
Rebs -	-
Asts -	-
Blks -	-
Stls -	-
Mins -	-
<b>12 - KJ Marshall</b>	
Pts 3 vs. NC A&T (11/6/23)	3, 2x; last vs. NC A&T (11/6/23)
Rebs -	1, 3x; last vs. Sacred Heart (12/10/22)
Asts 1 vs. Jacksonville (11/17/23)	same
Blks -	-
Stls -	1 vs. Binghamton (12/20/19)
Mins 2, 2x; last vs. Jacksonville (11/17/23)	5 vs. Louisville (2/7/23)

2023-24	CAREER
<b>15 - Jaland Lowe</b>	
Pts 12 vs. FGCU (11/13/23)	same
Rebs 3, 2x; last vs. Oregon State (11/24/23)	same
Asts 6 vs. Jacksonville (11/17/23)	same
Blks -	-
Stls 1, 2x; last vs. Oregon State (11/24/23)	same
Mins 20 vs. NC A&T (11/6/23)	same
<b>24 - William Jeffress</b>	
Pts 7 vs. NC A&T (11/6/23)	9, 2x; last vs. Colgate (12/9/21)
Rebs 5 vs. FGCU (11/13/23)	9 vs. UNC Wilmington (11/16/21)
Asts 1, 2x; last vs. Jacksonville (11/17/23)	4 vs. Towson (11/19/21)
Blks 1, 2x; last vs. FGCU (11/13/23)	2, 3x; last vs. Jacksonville (12/21/21)
Stls 3 vs. NC A&T (11/6/23)	3 vs. UNC Wilmington (11/16/21)
Mins 21 vs. FGCU (11/13/23)	39 vs. Towson (11/19/21)
<b>25 - Guillermo Diaz Graham</b>	
Pts 23 vs. Jacksonville (11/17/23)	same
Rebs 10 vs. Jacksonville (11/17/23)	same
Asts 4 vs. Jacksonville (11/17/23)	same
Blks 2 vs. NC A&T (11/6/23)	5 vs. Louisville (2/7/23)
Stls 2 vs. Jacksonville (11/17/23)	3 vs. VCU (11/17/22)
Mins 24 vs. Jacksonville (11/17/23)	37 vs. Mississippi State (3/14/23)
<b>31 - Jorge Diaz Graham</b>	
Pts 14 vs. NC A&T (11/6/23)	same
Rebs 6 vs. Jacksonville (11/17/23)	8 vs. Alabama State (11/20/22)
Asts 2 vs. Florida (11/22/23)	2, 3x; last vs. Florida (11/22/23)
Blks 1, 3x; last vs. Missouri (11/28/23)	4 vs. Louisville (2/7/23)
Stls 1 vs. Missouri (11/28/23)	4 vs. Michigan (11/16/22)
Mins 21 vs. Jacksonville (11/17/23)	25 vs. FDU (11/22/22)
<b>33 - Federiko Federiko</b>	
Pts 13 vs. NC A&T (11/6/23)	22 vs. North Florida (12/17/22)
Rebs 10 vs. NC A&T (11/6/23)	14 vs. Sacred Heart (12/10/22)
Asts 2, 2x; last vs. Oregon State (11/24/23)	3 vs. Sacred Heart (12/10/22)
Blks 4 vs. NC A&T (11/6/23)	4, 4x; last vs. NC A&T (11/6/23)
Stls 1, 2x; last vs. Jacksonville (11/17/23)	2, 3x; last at Virginia Tech (2/18/23)
Mins 27, 2x; last vs. Oregon State (11/24/23)	35, 2x; last vs. Miami (1/28/23)
<b>55 - Zack Austin</b>	
Pts 19 vs. Oregon State (11/24/23)	26, 2c; last at Radford (1/21/23)
Rebs 9 vs. Florida (11/22/23)	16 vs. Hampton (3/2/22)
Asts 2, 2x; last vs. Jacksonville (11/17/23)	6 vs. Charleston Southern (2/4/23)
Blks 4 vs. Jacksonville (11/17/23)	7 vs. Howard (11/20/21)
Stls 2 vs. Oregon State (11/24/23)	4 vs. Pfeiffer (11/7/22)
Mins 32 vs. Missouri (11/28/23)	47 vs. Furman (11/30/21)

# THE LAST TIME IT HAPPENED ...

## TEAM

### Pitt Was Ranked (AP Poll)

No. 1	Feb. 23, 2009
Top 5 (2-5)	No. 4 on March 14, 2011
Top 10 (6-10)	No. 6 on Dec. 27, 2010
Top 25 (11-25)	No. 25 on Feb. 27, 2023

### Pitt Played a Ranked Opponent (AP Poll)

No. 1	at Louisville on Dec. 6, 2019
Top 5	at No. 4 Duke on March 1, 2022
Top 10	at No. 9 Duke on Jan. 28, 2020
Top 25	vs. No. 21 Duke on March 9, 2023

### Pitt Defeated a Ranked Opponent (AP Poll)

No. 1	vs. Connecticut (70-60) on March 7, 2009
Top 5	vs. No. 3 Syracuse (74-66) on Jan. 17, 2011
Top 10	vs. No. 8 Notre Dame (76-72) on Jan. 31, 2015
Top 25	vs. No. 20 Miami (71-68) on Jan. 28, 2023

### Pitt Lost To a Ranked Opponent (AP Poll)

No. 1	at Louisville (64-46) on Dec. 6, 2019
Top 5	vs. No. 4 Duke (86-56) on March 1, 2022
Top 10	at No. 8 Florida State on Feb. 18, 2020
Top 25	vs. No. 13 Xavier on March 19, 2023

### Pitt Faced No. 1 (AP Poll)

Home	vs. Virginia (L, 66-37) on Feb. 24, 2018
Road	at Louisville (64-46) on Dec. 6, 2019
Neutral	vs. Florida (L, 61-45) on March 22, 2014

### 100 Points by a Team

By Pitt	107, vs. Jacksonville (11/17/23)
By Opponent	106, Louisville (1/24/17)

### 40+ Point Win

By Pitt	51 [107-56], vs. Jacksonville (11/17/23)
By Opponent	55 [106-51], vs. Louisville (1/24/17)

### 30-39 Point Win

By Pitt	34 [91-57], vs. Louisville (2/7/23)
By Opponent	31 [91-60], vs. Michigan (11/16/22)

### 20-29 Point Win

By Pitt	25 [76-51], vs. Oregon State (11/24/23)
By Opponent	27 [96-69], Duke (3/9/23)

### Overtime Game

Pitt Win	89-86, vs. Louisville (1/9/19)
Pitt Loss	73-68, vs. Louisville (1/14/20)

### Double Overtime Game

Pitt Win	93-90, vs. Eastern Michigan (11/11/16)
Pitt Loss	95-89, vs. Oklahoma State (12/21/06)

### Triple Overtime Game

Pitt Win	98-95, vs. West Virginia (2/12/10)
Pitt Loss	74-73, at George Washington (1/10/76)

### Won The Game In The Final Seconds

By Pitt	Jamarius Burton makes two free throws with 3.6 seconds left in 65-64 win over North Carolina
By Opponent	Tyrin Lawrence two free throws with 1.1 seconds remaining give Vanderbilt a 75-74 win

### Five or More Players in Double-Digit Scoring

By Pitt	5, vs. NC A&T (11/6/23)
By Opponent	5, FGCU (11/13/23)

### Made 40-49 Field Goals

By Pitt	40, vs. NC A&T (11/6/23)
By Opponent	41, UCLA (2/2/91)

### Made Fewer Than 20 Field Goals

By Pitt	16, vs. Missouri (11/28/23)
By Opponent	17, Oregon State (11/24/23)

### Had 70-79 Field Goal Attempts

By Pitt	72, vs. Jacksonville (11/17/23)
By Opponent	70, NC A&T (11/6/23)

### Had 80-89 Field Goal Attempts

By Pitt	83, vs. Wake Forest (2/16/16)
By Opponent	89, Villanova (3/4/98)

### Had 90-99 Field Goal Attempts

By Pitt	92, vs. Houston Baptist (11/9/07)
By Opponent	95, West Virginia (1/18/67)

### Had 35 or Fewer Field Goal Attempts

By Pitt	35, vs. Cincinnati (12/17/13)
By Opponent	34, Notre Dame (3/11/10)

### Shot Over 60 Percent From The Field

By Pitt	.620 [31-of-50], vs. Drexel (11/28/20)
By Opponent	.621 [36-of-58], Duke (3/9/23)

### Shot Over 70 Percent From The Field

By Pitt	.717 [33-of-46], at DePaul (3/9/13)
By Opponent	.700 [42-of-60], Syracuse (2/4/89)

### Shot Less Than 30 Percent From The Field

By Pitt	.291 [16-of-55], vs. Syracuse (2/26/20)
By Opponent	.271 [19-of-70], NC A&T (11/6/23)

### Made 10+ Three-Point Field Goals

By Pitt	10, vs. Florida (11/22/23)
By Opponent	11, Duke (3/9/23)

### Made 15+ Three-Point Field Goals

By Pitt	15, vs. Jacksonville (11/17/23)
By Opponent	15, Wake Forest (2/2/22)

### Made 0 Three-Point Field Goals

By Pitt	at Georgia Tech (3/5/16)
By Opponent	Louisville (2/11/15)

### Had 30+ Three-Point Field Goal Attempts

By Pitt	31, vs. Oregon State (11/24/23)
By Opponent	34, NC A&T (11/6/23)

### Shot Over 60 Percent From The Three-Point Line

By Pitt	.636 [14-of-22], at Northwestern (11/28/22)
By Opponent	.632 [12-of-19], Syracuse (3/14/13)

### Shot Over 70 Percent From The Three-Point Line

By Pitt	.727 [8-of-11], vs. Connecticut (3/10/11)
By Opponent	.700 [7-of-10], Georgetown (1/20/10)

### Shot Over 80 Percent From The Three-Point Line

By Pitt	.833 [5-of-6], vs. Providence (2/11/90)
By Opponent	-

### Shot Less Than 20 Percent From Three-Point Line

By Pitt	.167 [3-of-18] at Virginia Tech (2/18/23)
By Opponent	.095 [2-of-21], Oregon State (11/24/23)

### Made 30-39 Free Throws

By Pitt	38, vs. Florida State (1/14/19)
By Opponent	33, Wichita State (3/21/13)

### Made 40+ Free Throws

By Pitt	42, vs. Oklahoma (1/15/89)
By Opponent	42, St. John's (3/9/95)

### Made 5 Or Fewer Free Throws

By Pitt	5, at Louisville (1/18/23)
By Opponent	0, Georgia Tech (1/14/23)

### Had 40-49 Free Throw Attempts

By Pitt	46, vs. Florida State (1/14/19)
By Opponent	40, Florida State (2/18/18)

### Had 50+ Free Throw Attempts

By Pitt	50, vs. Seton Hall (2/8/97)
By Opponent	-

### Shot Over 90 Percent From The Foul Line

By Pitt	.900 [18-of-20], vs. Louisville (2/7/23)
By Opponent	1.000 [4-of-4], Virginia (1/3/23)

### Shot 100 Percent From The Foul Line

By Pitt	3-of-3, at Miami (1/31/18)
By Opponent	4-of-4, Virginia (1/3/23)

### Had 50-59 Rebounds

By Pitt	51, vs. Jacksonville (11/17/23)
By Opponent	51, Duke (1/11/23)

### Had 60+ Rebounds

By Pitt	60, vs. VMI (12/6/11)
By Opponent	74, West Virginia (2/12/64)

### Five Players Fouled Out

By Pitt	vs. Villanova (2/7/86)
By Opponent	Seton Hall (2/9/85)

### Had 20-29 Assists

By Pitt	24, vs. Jacksonville (11/17/23)
By Opponent	24, Florida (11/22/23)

### Had 30+ Assists

By Pitt	30, vs. Virginia Tech (1/31/16)
By Opponent	31, UCLA (2/2/91)

### Had 10+ Blocked Shots

By Pitt	13 vs. Louisville (2/7/23)
By Opponent	12, Vanderbilt (12/7/22)

### Had 15+ Steals

By Pitt	15, vs. Binghamton (12/20/19)
By Opponent	17, West Virginia (11/12/21)

### Had 20+ Turnovers

By Pitt	20, vs. Miami (2/22/22)
By Opponent	22, Georgia Tech (2/8/20)

### Had 30+ Turnovers

By Pitt	32, at West Virginia (11/12/21)
By Opponent	31, Carnegie Mellon (12/16/96)

### Committed 10 Or Fewer Turnovers

By Pitt	6, vs. Jacksonville (11/17/23)
By Opponent	10, Missouri (11/28/23)

# THE LAST TIME IT HAPPENED ...

## INDIVIDUAL

### 30-39 Points by a Player

By Pitt 31, Jamarius Burton vs. North Carolina (12/30/22)  
By Opp. 30, Keve Aluma, Virginia Tech (2/3/21)

### 40+ Points by a Player

By Pitt 43, Jamel Artis at Louisville (1/11/17)  
By Opp. 41, T.J. Warren, NC State (3/3/14)

### Two Players Scored 30 or More Points

By Pitt Jamel Artis (30) and Michael Young (30)  
vs. Marshall (12/28/16)  
By Opp. Kenny Anderson (32) and Dennis Scott (30),  
Georgia Tech (12/28/89)

### Two Players Scored 20 or More Points

By Pitt Blake Hinson (25) and Guillermo Diaz Graham (23)  
vs. Jacksonville (11/17/23)  
By Opp. Walter Clayton, Jr. (28) and Tyrese Samuel (20),  
Florida (11/22/23)

### Three Players Scored 20 or More Points

By Pitt Justin Champagnie (24), Xavier Johnson (23) and  
Ithiel Horton (20) vs. Syracuse (1/16/21)  
By Opp. CJ Burks (25), Stevie Browning (22) and  
Ryan Taylor (22), Marshall (12/28/16)

### 10+ Field Goals Made by a Player

By Pitt 10, Jamarius Burton vs. Georgia Tech (3/8/23)  
By Opp. 11, Walter Clayton, Jr., Florida (11/22/23)

### 15+ Field Goals Made by a Player

By Pitt 15, Jamel Artis at Louisville (1/11/17)  
By Opp. 16, T.J. Warren, NC State (3/3/14)

### 20-29 Field Goal Attempts by a Player

By Pitt 20, Ishmael Leggett vs. Florida (11/22/23)  
By Opp. 20, Antonio Madlock, Alabama State (11/20/22)

### Player Shot 1.000 With 5+ Field Goal Attempts

By Pitt 5-of-5, Jorge Diaz Graham, vs. NC A&T (11/6/23)  
By Opp. 6-of-6, Dallas Walton, Wake Forest (2/2/22)

### Player Shot .800 With 10+ Field Goal Attempts

By Pitt 8-of-10 (.800), Guillermo Diaz Graham vs. Jacksonville (11/17/23)  
By Opp. 9-of-11, Tyrese Samuel, Florida (11/22/23)

### Player Shot .900 With 10+ Field Goal Attempts

By Pitt 9-of-10 [.900], Talib Zanna at Clemson (1/21/14)  
By Opp. 9-fo-10 [.900] Wendall Carter, Jr., Duke (1/20/18)

### 5+ 3pt Field Goals Made by a Player

By Pitt 5, Blake Hinson vs. Missouri (11/28/23)  
By Opp. 6, Walter Clayton, Jr., Florida (11/22/23)

### 10+ 3pt Field Goal Attempts by a Player

By Pitt 11, Blake Hinson vs. Oregon State (11/24/23)  
By Opp. 12, Landon Gasper, NC A&T (11/6/23)

### Player Shot .800 With 5+ 3pt Field Goal Attempts

By Pitt .800 [4-of-5], Greg Elliott vs. Louisville (2/7/23)  
By Opp. .800 [4-of-5], Joey Baker, Michigan (11/16/22)

### 10+ Free Throws Made by a Player

By Pitt 13, John Hugley vs. NC State (2/12/22)  
By Opp. 11, Kyle Filipowski, Duke (1/11/23)

### 15+ Free Throws Made by a Player

By Pitt 15, John Hugley vs. Boston College (1/8/22)  
By Opp. 16, Michael Sweetney, Georgetown (1/19/02)

### 10+ Free Throws Attempted by a Player

By Pitt 10, Jamarius Burton vs. Iowa St. (3/17/22)  
By Opp. 10, Dexter Akanno, Oregon State (11/24/23)

### 15+ Free Throws Attempted by a Player

By Pitt 15, John Hugley vs. NC State (2/12/22)  
By Opp. 15, Armando Bacot, North Carolina (2/1/23)

### Player Shot 1.000 With 10+ Free Throw Attempts

By Pitt 13-of-13, Xavier Johnson vs. Syracuse (1/16/21)  
By Opp. 14-of-14, Anthony Barber, NC State (1/19/16)

### 10+ Rebounds by a Player

By Pitt 10, Guillermo Diaz Graham vs. Jacksonville (11/17/23)  
By Opp. 10, Tyrese Samuel, Florida (11/22/23)

### 15+ Rebounds by a Player

By Pitt 18, John Hugley vs. Syracuse (1/25/21)  
By Opp. 15, Ja'von Franklin, Georgia Tech (3/8/23)

### 20+ Rebounds by a Player

By Pitt 21, Justin Champagnie vs. Gardner-Webb (12/12/20)  
By Opp. 21, Mike Davis, Maryland (2/15/77)

### Two Players with 10 or More Rebounds

By Pitt Carlton Carrington (12) and Federiko Federiko (10)  
vs. NC A&T (11/6/23)  
By Opp. Deivon Smith (11) and Rodney Howard (10)  
Georgia Tech (1/14/23)

### 5+ Offensive Rebounds by a Player

By Pitt 5, Federiko Federiko vs. Missouri (11/28/23)  
By Opp. 5, Tamin Lipsey, Iowa State (3/17/23)

### 10+ Defensive Rebounds by a Player

By Pitt 12, Carlton Carrington vs. NC A&T (11/6/23)  
By Opp. 14, Colby Jones, Xavier (3/19/23)

### 10+ Assists by a Player

By Pitt 10, Carlton Carrington vs. NC A&T (11/6/23)  
By Opp. 10, Tyrese Proctor, Duke (3/9/23)

### 5+ Blocked Shots by a Player

By Pitt 5, Guillermo Diaz Graham vs. Louisville (2/7/23)  
By Opp. 6, Jesse Edwards, Syracuse (12/20/22)

### 5+ Steals by a Player

By Pitt 6, Femi Oduakle vs. Virginia Tech (2/5/22)  
By Opp. 6, Ja'von Franklin, Georgia Tech (3/8/23)

### Double-Double by a Player\*

By Pitt 23/10, Guillermo Diaz Graham vs. Jacksonville (11/17/23)  
By Opp. 20/10, Tyrese Samuel, Florida (11/22/23)

### Two Players with Double-Doubles in a Game\*

By Pitt 13/10, Federiko Federiko vs. NC A&T (11/6/23)  
18/12/10, Carlton Carrington vs. NC A&T (11/6/23)  
By Opp. 15/12, Hunter Tyson, Clemson (1/7/23)  
12/10, PJ Hall, Clemson (1/7/23)

### 20 - 20 Games (Points - Rebounds)

By Pitt 24/21, J. Champagnie vs. Gardner-Webb (12/12/20)  
By Opp. 42/20, Bruce King, Iowa (12/30/76)

### 20 - 10 Game (Points - Rebounds)

By Pitt 23/10, Guillermo Diaz Graham vs. Jacksonville (11/17/23)  
By Opp. 20/10, Tyrese Samuel, Florida (11/22/23)

### 20 - 10 Game (Points - Assists)

By Pitt 21/10, Xavier Johnson vs. Louisville (1/9/19)  
By Opp. 20/11, John Gillon, Syracuse (1/7/17)

### 30 - 10 Game (Points - Rebounds)

By Pitt 32/13, John Hugley vs. Boston College (1/8/22)  
By Opp. 30/10, Keve Aluma, Virginia Tech (2/3/21)

### Triple-Double by a Player^

By Pitt 18/12/10, Carlton Carrington vs. NC A&T (11/6/23)  
By Opp. 14/10/11, Mike Griffin, Syracuse (2/27/01)

\*Double-doubles are points and rebounds unless otherwise indicated

^Triple-doubles are points, rebounds, and assists



PITT MISCELLANEOUS STATISTICS

Games as Leading Scorer			Three-Point Plays		
Blake Hinson	3		Opponent	5	
Carlton Carrington	2		Pitt	6	
Ishmael Leggett	1				
Zack Austin	1		Ishmael Leggett	1	
			Jorge Diaz Graham	1	
Games as Leading Rebounder			Blake Hinson	1	
Ishmael Leggett	4		Zack Austin	1	
Zack Austin	2		Carlton Carrington	1	
Carlton Carrington	2		Guillermo Diaz Graham	1	
Federiko Federiko	1				
Guillermo Diaz Graham	1		Dunks		
			Opponent	14	
Games Leading in Assists			Pitt	25	
Carlton Carrington	5				
Ishmael Leggett	1		Federiko Federiko	9	
Jaland Lowe	1		Zack Austin	6	
			Guillermo Diaz Graham	4	
30+ Point Scoring Games			Jorge Diaz Graham	2	
			Blake Hinson	2	
20+ Point Scoring Games			Ishmael Leggett	1	
Blake Hinson	3		William Jeffress	1	
Guillermo Diaz Graham	1				
			Technical Fouls / Flagrant 1s		
Double-Figure Scoring Games			Opponent	2	
Blake Hinson	7		Pitt	2	
Ishmael Leggett	7				
Carlton Carrington	6		Bench	1	
Guillermo Diaz Graham	2		Carlton Carrington	1	
Zack Austin	2				
Federiko Federiko	2		Largest Halftime Lead		
Jorge Diaz Graham	1		35 [50-15] vs. NC A&T (11/6/23)		
Jaland Lowe	1				
			Largest Halftime Deficit		
Double-Figure Rebound Games			5 [39-34] vs. Florida (11/22/23)		
Federiko Federiko	1				
Carlton Carrington	1		Largest Halftime Deficit Overcome to Win		
Ishmael Leggett	1		-		
Guillermo Diaz Graham	1				
			Largest Deficit Overcome to Win		
Double-Figure Assist Games			3, vs. Binghamton (11/10/23)		
Carlton Carrington	1				
			Largest Pitt Lead		
Triple-Doubles			52 [106-54, 2nd - 0:51] vs. Jacksonville (11/17/23)		
Carlton Carrington	1				
			Largest Pitt Deficit		
Double-Doubles			15 [86-71, 2nd - 0:16] vs. Florida (11/22/23)		
Federiko Federiko	1				
Carlton Carrington	1		Largest Pitt Win		
Ishmael Leggett	1		51 [107-56] vs. Jacksonville (11/17/23)		
Guillermo Diaz Graham	1				
			Largest Pitt Defeat		
Pitt's First Substitution			15 [86-71] vs. Florida (11/22/23)		
Guillermo Diaz Graham	5				
Jaland Lowe	2		Most Consecutive Points Scored		
William Jeffress	2		19 vs. NC A&T (11/6/23)		
Jorge Diaz Graham	1				
			Most Consecutive Points Allowed		
Offensive Fouls Drawn			9 by Florida (11/22/23)		
Opponent	5				
Pitt	6		Longest Winning Streak		
			4, Nov. 6-Nov. 17		
Jaland Lowe	2				
Ishmael Leggett	2		Longest Losing Streak		
Zack Austin	1		1, 2x; Nov. 22 & Nov. 28		
Jorge Diaz Graham	1				
			Largest Home Crowd		
Jump Balls Controlled			7,930 vs. Missouri (11/28/23)		
Opponent	4				
Pitt	3		Largest Road Crowd		
			n/a		
Federiko Federiko	3		Largest Neutral Crowd		
			1,873 vs. Florida (11/22/23)		

PITT'S 2022-23 RECORD WHEN ...	
Plays at home	4-1
Plays on the road	0-0
Plays at neutral site	1-1
Record vs. the ACC (regular season)	0-0
Record against non-conference	5-2
Wins the game before	3-2
Loses the game before	1-0
Leads at half	5-0
Trails at half	0-2
Tied at half	0-0
Plays an overtime game	0-0
Shoots 50% or better	1-0
Shoots less than 50%	4-2
Opp. shoots 50% or less	5-2
Shoots better than opp.	5-0
Shoots worse than opp.	0-2
Shoots same as opp.	0-0
Has more FTs made than opp.	5-1
Has equal FTs made	0-0
Has less FTs made than opp.	0-1
Outrebounds opp.	5-1
Is outrebounded	0-1
Has equal rebounds	0-0
Has more TOs than opp.	1-2
Has equal or less TOs than opp.	4-0
Scores more/equal bench pts.	3-0
Scores less bench pts.	2-2
Plays a ranked opp. (AP)	0-0
Makes 7+ 3-Pt. shots	5-2
No Pitt player fouls out	5-2
1+ Pitt player fouls out	0-0
Has 15+ assists	4-1
Has 20+ assists	2-0
Wears white uniforms	5-1
Wears gold uniforms	0-1
Wears blue uniforms	0-0
Wears black uniforms	0-0
Plays in tournaments	1-1
Plays on television	2-2
Plays in November	5-2
Plays in December	0-0
Plays in January	0-0
Plays in February	0-0
Plays in March	0-0
Plays during the day	1-0
Plays at night	4-2
Plays on Sunday	0-0
Plays on Monday	2-0
Plays on Tuesday	0-1
Plays on Wednesday	0-1
Plays on Thursday	0-0
Plays on Friday	3-0
Plays on Saturday	0-0
Margin is 5 pts. or less	0-0
Margin is 10 pts. or less	0-1
Margin is between 11-20	1-1
Margin is more than 20	4-0
Has a 20-pt. scorer	2-1
Has a 30-pt. scorer	0-0
Scores 59 points or less	0-0
Scores 60+ points	5-2
Scores 70+ points	5-1
Scores 80+ points	4-0
Scores 90+ points	2-0
Scores 100+ points	2-0
BY STARTING LINEUP	
Carrington, Leggett, Austin, Hinson, Federiko	5-2

# PITT BASKETBALL IN THE POLLS

The Pitt basketball program has held a prominent spot in the national basketball scene for the past 16 seasons. The final national rankings are just one area to measure the Panthers success in that span. Pitt has finished in the Associated Press top 25 in eight of the past 17 seasons, including three times concluding the year ranked in the top 10 in the nation.

- Pitt has been ranked in the top 25 of the AP Poll at some point in 15 of the past 22 seasons.
- Pitt concluded the 2008-09 and 2010-11 season ranked No. 4 in the AP Poll.
- Pitt claimed its first No. 1 ranking in the AP Poll during the 2008-09 season.
- The Panthers have been ranked in the AP top 25 a total of 261 weeks.
- Pitt has been ranked in the top 10 of the AP Poll 117 times.
- The Panthers spent the entire 2008-09 season ranked in the top 10 of the AP Poll, including 17 weeks in the top 5 and three weeks ranked No. 1 overall.

AP POLL RECORDS								
ALL-TIME RECORD - RANKED			ALL-TIME RECORD - VS. RANKED					
Rk	W-L	Pct.	Rk	W-L	Pct.			
1	3-2	.600	1	2-18	.100			
2	11-6	.647	2	3-11	.214			
3	24-4	.857	3	5-15	.250			
4	36-7	.837	4	6-9	.400			
5	25-2	.926	5	8-9	.471			
6	17-4	.810	6	3-11	.214			
7	17-6	.739	7	2-5	.286			
8	8-5	.615	8	4-11	.267			
9	13-9	.591	9	8-11	.421			
10	15-3	.833	10	3-12	.200			
11	14-5	.737	11	7-20	.259			
12	11-4	.733	12	8-14	.364			
13	18-6	.750	13	7-8	.467			
14	11-2	.846	14	2-17	.105			
15	14-4	.778	15	8-12	.400			
16	11-7	.611	16	3-11	.214			
17	26-8	.765	17	5-10	.333			
18	12-9	.571	18	2-15	.118			
19	4-2	.667	19	6-11	.353			
20	14-6	.700	20	10-8	.556			
21	3-2	.600	21	0-11	.000			
22	17-11	.607	22	1-3	.250			
23	6-1	.857	23	4-5	.444			
24	8-3	.727	24	2-7	.222			
25	4-5	.444	25	7-5	.583			
Total	342-123	.735	Total	115-271	.298			

PITT IN THE AP POLL	
Total Polls Ranked	261
Top 10 Rankings	117
Longest Consecutive Polls Ranked	60
Current Streak	0
Years Ranked	
Total Years	24
Consecutive Years	13
Current Streak	1
Final Poll	
Total Polls	12
Top 10	5
High Rank	4
No. 1 Ranking	
Total Rankings	3
Most No. 1 Weeks in Succession	2
Weeks Ranked By Ranking	
First Ranked: Dec. 16, 1958 (No. 18)	
Last Ranked: Feb. 27, 2023 (No. 25)	
Rank	Weeks
No. 1	3
No. 2	11
No. 3	16
No. 4	21
No. 5	15
No. 6	12
No. 7	12
No. 8	7
No. 9	13
No. 10	10
No. 11	10
No. 12	9
No. 13	10
No. 14	8
No. 15	10
No. 16	13
No. 17	18
No. 18	11
No. 19	3
No. 20	12
No. 21	3
No. 22	14
No. 23	6
No. 24	8
No. 25	5

# 2023-24 BOX SCORES



Official Basketball Box Score - Final  
**N.C. A&T at Pitt**  
11/06/23 Petersen Events Center, Pittsburgh  
2023-24 Men's Basketball

Game Time: 7:00 PM  
Game Duration: 1:55  
Attendance: 6,797

Officials: A.J. Desai, Ron Tyburski, Patrick O'Connell

N.C. A&T - 52

Record: 0-1

NO.	Name	Min	FG M-A	3P M-A	FT M-A	Rebounds OR DR TOT	Fouls PF FD	TP	AS	TO	ST	Blocks BS BA	+/-
1	Jeremy Robinson	F 13:16	1-5	1-3	0-0	0 1 1	5 0 3	0	1	0	0	0	-12
5	Evan Joyner	F 32:39	0-5	0-0	0-0	1 3 4	2 1 0	1	2	2	2	3	-54
16	Nikolaos Chitikoudis	F 28:54	1-4	1-1	0-0	1 4 5	2 3 3	0	1	1	2	1	-39
3	Camian Shell	G 23:20	3-7	1-2	2-2	0 2 2	4 1 1	9	2	1	1	0	-27
7	Landon Glasper	G 34:32	1-16	0-12	4-5	1 1 2	3 4 6	0	0	0	0	1	-39
0	Kyle Duke	28:51	6-16	3-6	0-0	2 4 6	1 2 15	2	3	1	1	3	-30
10	Uchenna Kellman-Nicholes	23:52	5-11	2-8	0-2	1 0 1	0 1 12	3	1	0	0	0	-26
15	Jalal McKie	12:24	1-5	0-2	0-0	0 1 1	0 0 2	1	0	0	0	1	-9
23	Ahmad Hamilton	02:12	1-1	0-0	0-0	1 0 1	0 0 2	0	0	0	0	0	-4
Team						2 3 5	0	0	0	0	0	0	-48
Totals			19-70	8-34	6-9	9 19 28	17 12 52	9	9	5	6	9	-48

Technical Fouls: NONE

Pitt - 100

Record: 1-0

NO.	Name	Min	FG M-A	3P M-A	FT M-A	Rebounds OR DR TOT	Fouls PF FD	TP	AS	TO	ST	Blocks BS BA	+/-
2	Blake Hinson	F 20:56	5-11	2-5	1-2	3 5 8	2 2 13	2	0	0	0	2	19
55	Zack Austin	F 21:53	4-9	0-3	0-2	0 4 4	1 1 8	2	0	0	1	1	29
33	Federiko Federico	C 26:07	6-9	0-0	1-4	4 6 10	2 0 13	1	0	0	4	0	41
5	Ishmael Leggett	G 24:54	4-7	1-2	2-2	2 3 5	2 4 11	2	2	0	0	2	32
7	Carlton Carrington	G 29:07	7-12	4-7	0-0	0 12 12	1 0 18	10	2	0	0	0	28
15	Jaland Lowe	20:14	2-6	0-2	0-0	0 1 1	1 2 4	3	0	1	0	1	28
24	William Jeffress	17:06	2-4	0-2	3-4	2 2 4	0 4 7	0	1	3	1	0	26
25	Guillermo Diaz Graham	13:53	2-4	1-3	0-0	2 3 5	4 2 5	1	2	1	2	0	7
31	Jorge Diaz Graham	15:35	5-5	3-3	1-1	0 5 5	0 1 14	0	0	0	1	0	18
8	Michael Hueitt Jr.	08:03	2-3	0-1	0-2	0 1 1	1 1 4	0	0	0	0	0	8
12	KJ Marshall	02:12	1-1	1-1	0-0	0 0 0	0 0 3	0	0	0	0	0	4
Team						2 1 3	0	0	0	0	0	0	-48
Totals			40-71	12-29	8-17	15 43 58	12 17 100	21	10	5	9	6	48

Technical Fouls: NONE

	NC A&T	Pitt
Biggest lead	0 (1 <sup>st</sup> 20:00)	51 (2 <sup>nd</sup> 0:50)
Best Scoring Run	5 (2 <sup>nd</sup> 3:04)	19 (2 <sup>nd</sup> 16:47)
Lead Changes	0	
Times Tied	0	
Time with Lead	00:00	39:49

Points from	NC A&T	Pitt
Turnovers	7	14
Paint	10	46
Second Chance	5	13
Fast Breaks	2	12
Bench	31	37

Period by Period Scoring	1st	2nd	TOT
NC A&T	15	37	52
Pitt	50	50	100



Official Basketball Box Score - Final  
**Binghamton at Pitt**  
11/10/23 Petersen Events Center, Pittsburgh  
2023-24 Men's Basketball

Game Time: 7:00 PM  
Game Duration: 2:53  
Attendance: 7,747

Officials: Bert Smith, Kelen Miner, Chase Shaw

Binghamton - 60

Record: 0-2

NO.	Name	Min	FG M-A	3P M-A	FT M-A	Rebounds OR DR TOT	Fouls PF FD	TP	AS	TO	ST	Blocks BS BA	+/-
0	Tymu Chenery	F 25:10	2-9	1-3	1-2	1 1 2	4 2 1	6	2	2	0	0	-25
2	Amor Hamied	F 14:08	1-6	0-2	2-2	1 1 2	4 2 4	0	2	1	0	1	-4
1	Tariq Balogun	C 06:22	0-0	0-0	0-0	0 1 1	2 0 0	0	0	1	0	0	-10
11	Dan Petcash	G 26:34	1-2	0-1	2-2	0 4 4	2 0 4	0	2	0	0	0	-23
23	Symir Torrence	G 29:25	3-10	2-5	2-2	2 3 5	0 3 10	5	4	0	0	2	-27
13	Chris Walker	24:48	2-10	0-4	3-4	1 1 2	3 3 7	2	1	1	1	0	-16
24	Nehemiah Benson	22:41	4-6	0-0	0-2	0 8 8	2 2 8	1	1	1	0	0	-16
3	Evan Ashe	23:22	6-9	3-5	0-0	0 0 0	2 1 15	1	0	1	0	0	-14
22	Gavin Walsh	20:50	2-7	2-4	0-4	3 1 4	2 3 6	0	2	0	1	1	-6
4	Masud Stewart	00:29	0-0	0-0	0-0	0 0 0	0 0 0	0	0	0	0	0	-1
35	Max Sims	06:13	0-2	0-1	0-0	0 1 1	0 0 0	0	0	0	0	0	-3
Team						2 1 3	0	1	0	0	0	0	-48
Totals			21-61	9-25	10-18	10 22 32	20 15 60	11	15	4	2	7	-29

Technical Fouls: NONE

Pitt - 89

Record: 2-0

NO.	Name	Min	FG M-A	3P M-A	FT M-A	Rebounds OR DR TOT	Fouls PF FD	TP	AS	TO	ST	Blocks BS BA	+/-
2	Blake Hinson	F 23:43	8-14	4-9	6-7	1 3 4	1 3 26	0	1	1	0	0	26
55	Zack Austin	F 28:23	1-4	0-1	0-0	0 6 6	0 0 2	0	0	0	1	3	23
33	Federiko Federico	C 21:35	1-3	0-0	1-2	4 5 9	3 0 2	3	1	1	1	3	0
5	Ishmael Leggett	G 27:12	6-14	1-1	5-6	4 7 11	1 5 18	5	3	4	0	1	27
7	Carlton Carrington	G 27:17	6-11	3-6	3-5	1 2 3	2 4 18	4	1	1	0	0	31
15	Jaland Lowe	15:29	1-8	0-4	0-0	0 3 3	0 2 2	2	2	2	0	0	1
25	Guillermo Diaz Graham	17:10	4-5	2-3	2-3	2 2 4	2 1 12	0	2	2	2	1	0
31	Jorge Diaz Graham	12:50	0-1	0-1	2-2	2 1 3	4 8 2	1	0	0	0	0	8
24	William Jeffress	13:49	1-2	0-1	0-0	2 2 4	1 0 2	0	2	1	0	0	6
8	Michael Hueitt Jr.	10:02	2-3	0-1	0-0	0 0 0	2 0 4	0	0	0	0	0	-2
12	KJ Marshall	01:15	0-0	0-0	0-0	0 0 0	0 0 0	0	0	0	0	0	0
21	Vason Stevenson	01:15	0-0	0-0	0-2	0 1 1	0 1 0	0	0	0	0	0	0
Team						1 1 2	0	0	0	0	0	0	-48
Totals			30-65	10-27	19-27	17 33 50	16 20 89	13	12	11	7	2	29

Technical Fouls: Carrington 2<sup>nd</sup> 17:23

	Bing	Pitt
Biggest lead	3 (1 <sup>st</sup> 18:50)	32 (2 <sup>nd</sup> 10:02)
Best Scoring Run	6 (2 <sup>nd</sup> 6:13)	9 (1 <sup>st</sup> 5:51)
Lead Changes	1	
Times Tied	1	
Time with Lead	01:22	36:24

Points from	Bing	Pitt
Turnovers	0	16
Paint	18	34
Second Chance	6	15
Fast Breaks	6	22
Bench	36	22

Period by Period Scoring	1st	2nd	TOT
Bing	32	28	60
Pitt	40	49	89



Official Basketball Box Score - Final  
**FGCU at Pitt**  
11/13/23 Petersen Events Center, Pittsburgh  
2023-24 Men's Basketball

Game Time: 7:00 PM  
Game Duration: 2:00  
Attendance: 6,567

Officials: Roger Ayers, Lee Cassel, Anthony Eades

FGCU - 74

Record: 1-2

NO.	Name	Min	FG M-A	3P M-A	FT M-A	Rebounds OR DR TOT	Fouls PF FD	TP	AS	TO	ST	Blocks BS BA	+/-	
10	Zach Anderson	F 38:25	3-8	0-2	4-6	0 6 6	1 3 10	2	2	0	1	1	-11	
32	Keeshawn Kellman	F 24:37	6-12	0-1	2-4	2 4 6	4 2 14	1	3	0	1	4	-13	
1	Rahmir Barno	G 15:22	3-5	2-3	0-0	0 1 1	1 1 8	2	2	0	0	0	-6	
4	Cyrus Largie	G 24:51	1-1	0-0	1-2	2 3 5	2 3 3	1	0	0	0	0	-6	
55	Chase Johnston	G 34:04	5-11	2-7	0-0	0 2 2	2 0 12	2	0	0	0	0	-13	
3	Andre Weir	13:42	5-8	0-1	2-3	2 3 5	3 3 12	0	0	0	0	0	2	
12	Francio Miller Jr.	09:51	0-1	0-1	0-0	0 0 0	0 0 3	0	2	0	0	0	4	
23	Dallon Johnson	10:33	0-3	0-3	0-0	0 1 1	0 1 0	0	0	1	0	0	-10	
11	Isaiah Thompson	26:54	4-8	3-6	2-2	0 2 2	0 3 13	2	1	2	0	0	-6	
0	Dakota Rivers	01:41	1-1	0-0	0-0	0 0 0	0 2 0	2	0	0	0	0	-1	
Team						0 1 1	0	0	0	0	0	0	-48	
Totals			28-58	7-24	11-17	6 23 29	18 16 74	12	9	3	3	2	5	-12

Technical Fouls: NONE

Pitt - 86

Record: 3-0

NO.	Name	Min	FG M-A	3P M-A	FT M-A	Rebounds OR DR TOT	Fouls PF FD	TP	AS	TO	ST	Blocks BS BA	+/-
2	Blake Hinson	F 30:20	6-15	3-10	3-6	1 4 5	2 3 18	0	2	1	0	1	5
55	Zack Austin	F 18:28	2-4	1-3	2-4	1 4 5	2 3 7	0	1	1	1	0	2
33	Federiko Federico	C 23:50	4-6	0-0	1-6	1 7 4	3 0 9	0	1	0	3	0	17
5	Ishmael Leggett	G 36:17	6-12	0-3	5-7	0 7 7	0 4 17	5	0	2	0	1	8
7	Carlton Carrington	G 36:59	5-9	2-6	7-7	0 4 4	2 3 19	7	1	0	0	0	11
31	Jorge Diaz Graham	01:43	0-0	0-0	0-0	0 0 0	2 0 0	0	0	0	0	0	-2
25	Guillermo Diaz Graham	16:10	1-5	0-2	0-2	1 3 4	2 1 2	0	1	0	0	0	-5
15	Jaland Lowe	14:57	5-9	2-4	0-0	0 1 1	2 1 12	2	0	0	0	0	10
24	William Jeffress	21:16	1-1	0-0	0-0	2 3 5	0 0 2	2	1	0	2	1	0
Team						3 1 4	0	1	0	0	0	0	-48
Totals			30-61	8-28	18-32	14 28 42	16 18 86	15	7	6	5	2	12

Technical Fouls: NONE

	FGCU	Pitt
Biggest lead	0 (1 <sup>st</sup> 20:00)	15 (2 <sup>nd</sup> 8:26)
Best Scoring Run	7 (2 <sup>nd</sup> 6:07)	8 (1 <sup>st</sup> 1:06)
Lead Changes	0	
Times Tied	1	
Time with Lead	00:00	39:29

Points from	FGCU	Pitt
Turnovers	8	9
Paint	36	36
Second Chance	11	13
Fast Breaks	0	14
Bench	27	16

Period by Period Scoring	1st	2nd	TOT
FGCU	35	39	74
Pitt	45	41	86



Official Basketball Box Score - Final  
**Jacksonville at Pitt**  
11/13/23 Petersen Events Center, Pittsburgh  
2023-24 Men's Basketball

Game Time: 7:00 PM  
Game Duration: 2:01  
Attendance: 7,842

Officials: Matt Potter, Tony Chiazza, Matt Rafferty

Jacksonville - 56

2023-24 BOX SCORES



Official Basketball Box Score - Final  
**Florida at Pittsburgh**  
11/20/23 Barclays Center, Brooklyn, NY  
2023 Novarax NIT Season Tip-Off

Game Time: 9:30 PM  
Game Duration: 2:32  
Attendance: 1,873



Official Basketball Box Score - Final  
**Oregon St. at Pittsburgh**  
11/24/23 Barclays Center, Brooklyn, NY  
2023 Novarax NIT Preseason Tip-Off

Game Time: 3:00 PM  
Game Duration: 1:57

Officials: Anthony Jordan, Ed Corliss, Trey Styons

Florida - 86

Record: 4-1

NO. Name	Min	FG M-A	3P M-A	FT M-A	Rebounds OR DR TOT	Fouls PF FD	TP	AS	TO	ST	Blocks BS BA	+/-
4 Tyrese Samuel	F 30:31	9-11	0-2	2-6	3 7 10	1 7	20	3	0	3	0	15
3 Micah Handlogten	C 00:49	0-1	0-0	0-0	0 0 0	1 0	0	0	0	0	0	-2
1 Walter Clayton Jr.	G 31:12	11-17	6-8	0-0	0 5 5	2 0	28	2	2	2	1	0
2 Riley Kugel	G 29:39	2-9	1-6	0-0	1 1 2	3 0	5	6	2	2	0	-1
5 Will Richard	G 28:06	1-6	0-4	3-3	0 4 4	4 1	5	2	1	1	0	0
21 Alex Gordon	24:15	4-8	0-0	3-5	1 5 6	2 3	11	1	1	1	2	-2
0 Zyon Pullin	28:55	1-5	0-0	8-10	0 2 2	1 6	10	8	1	2	0	23
10 Thomas Haugh	21:59	3-8	1-3	0-0	1 4 5	5 0	7	1	1	0	1	2
11 Denzel Aberdeen	04:34	0-1	0-1	0-0	0 1 1	0 0	0	1	0	0	0	8
Team					1 1 2		0					
Totals		31-66	8-24	16-24	7 30 37	19 17	86	24	8	11	6	5 15

Technical Fouls:NONE

Shooting By Period

1st FG%	15-36	41.7%
3PT%	5-14	35.7%
FT%	4-5	80%
2nd FG%	16-30	53.3%
3PT%	3-10	30.0%
FT%	12-19	63.2%
GM FG%	31-66	47.0%
3PT%	8-24	33.3%
FT%	16-24	66.7%

Dead Ball Rebounds: 5, 1

Oregon St. - 51

Record: 3-3

NO. Name	Min	FG M-A	3P M-A	FT M-A	Rebounds OR DR TOT	Fouls PF FD	TP	AS	TO	ST	Blocks BS BA	+/-
34 Tyler Blodeau	F 26:51	4-10	0-4	2-2	1 3 4	3 2	10	2	2	1	0	-4
24 KC Ibekwe	C 22:02	4-8	0-0	1-3	1 5 6	3 4	9	0	1	1	0	-15
0 Jordan Pope	G 34:40	4-10	1-5	2-2	0 0 0	0 2	11	4	2	1	0	-18
1 Christian Wright	G 20:46	1-4	0-2	0-0	0 1 1	0 1	2	2	0	0	0	-20
4 Dexter Alkanno	G 33:07	2-7	0-4	9-10	1 4 5	2 6	12	2	2	0	0	-22
15 Choi Marial	08:09	0-1	0-0	0-0	0 3 3	2 0	0	0	2	0	0	-5
5 Justin Rochelin	08:32	0-4	0-3	0-0	0 0 0	1 0	0	0	0	0	0	-9
12 Michael Rataj	13:15	1-2	0-0	0-0	0 3 3	1 2	2	1	1	1	0	-15
11 DaJohn Craig	05:04	0-3	0-1	0-0	0 1 1	0 0	0	0	0	0	0	-6
22 Thomas Ndong	09:27	1-2	1-2	0-0	1 0 1	4 0	3	0	1	0	0	-9
3 Gavin Marrs	02:16	0-0	0-0	0-0	0 1 1	0 0	0	0	0	1	0	-2
2 Josiah Lake II	15:54	0-1	0-0	2-2	2 2 4	3 1	2	0	1	3	0	1
14 Jayden Stevens	01:57	0-0	0-0	0-2	0 0 0	0 1	0	0	0	0	0	-1
Team					2 0 2		0					
Totals		17-52	2-21	15-21	8 23 31	19 19	51	11	14	8	0	3 -25

Technical Fouls:NONE

Shooting By Period

1st FG%	8-29	27.6%
3PT%	2-15	13.3%
FT%	9-10	90%
2nd FG%	9-23	39.1%
3PT%	0-6	0.0%
FT%	6-11	54.5%
GM FG%	17-52	32.7%
3PT%	2-21	9.5%
FT%	15-21	71.4%

Dead Ball Rebounds: 5, 0

Pittsburgh - 71

Record: 4-1

NO. Name	Min	FG M-A	3P M-A	FT M-A	Rebounds OR DR TOT	Fouls PF FD	TP	AS	TO	ST	Blocks BS BA	+/-
2 Blake Hinson	F 36:17	5-15	3-9	3-7	1 2 3	2 3	16	2	1	1	0	2 -8
55 Zack Austin	F 23:15	3-6	0-3	4-5	2 7 9	0 3	10	0	1	1	1	0 -4
33 Federico Federico	C 23:26	0-0	0-0	1-2	1 3 4	4 1	1	2	1	0	3	0 -8
5 Ishmael Leggett	G 35:12	7-20	3-8	2-2	3 6 9	4 4	19	1	4	2	0	2 -10
7 Carlton Carrington	G 35:28	6-15	2-7	0-1	2 2 4	2 2	14	7	3	0	0	2 -10
25 Guillermo Diaz Graham	16:34	1-5	1-3	0-0	3 3 6	3 2	3	3	2	1	1	0 -7
15 Jaland Lowe	09:20	1-3	0-1	0-0	0 2 2	0 0	2	0	1	0	0	-10
24 William Jeffress	13:14	1-3	1-2	0-0	0 3 3	1 1	3	0	0	0	0	-16
31 Jorge Diaz Graham	07:14	0-1	0-1	3-4	1 1 2	1 3	3	2	1	0	0	-10
Team					2 2 4		0					
Totals		24-68	10-34	13-21	15 31 46	17 19	71	17	14	5	6	5 -15

Technical Fouls:NONE

Shooting By Period

1st FG%	12-35	34.3%
3PT%	5-17	29.4%
FT%	5-6	83.3%
2nd FG%	12-33	36.4%
3PT%	5-17	29.4%
FT%	8-15	53.3%
GM FG%	24-68	35.3%
3PT%	10-34	29.4%
FT%	13-21	61.9%

Dead Ball Rebounds: 6, 0

Biggest lead	FLA 15 (2nd 7:55)	PIT 9 (1st 12:14)	Points from Turnovers	FLA 19	PIT 7	Period by Period Scoring
Best Scoring Run	9 (2nd 9:52)	7 (1st 18:32)	Paint	44	26	1st 2nd TOT
Lead Changes	3		Second Chance	2	17	FLA 39 47 86
Times Tied	6		Fast Breaks	24	2	PIT 34 37 71
Time with Lead	18:49	15:45	Bench	28	11	

Pittsburgh - 76

Record: 5-1

NO. Name	Min	FG M-A	3P M-A	FT M-A	Rebounds OR DR TOT	Fouls PF FD	TP	AS	TO	ST	Blocks BS BA	+/-
2 Blake Hinson	F 32:00	6-17	3-11	2-3	2 0 2	2 2	17	2	1	1	0	0 24
55 Zack Austin	F 26:31	5-9	3-6	6-8	3 5 8	2 5	19	1	0	2	0	0 26
33 Federico Federico	C 25:47	3-3	0-0	4-4	4 1 5	4 2	10	2	0	0	2	0 27
5 Ishmael Leggett	G 31:55	6-12	1-4	2-2	3 4 7	1 4	15	3	1	1	0	29
7 Carlton Carrington	G 26:23	1-5	0-3	3-3	0 6 6	4 3	5	5	2	0	0	0 8
25 Guillermo Diaz Graham	14:13	0-4	0-3	2-2	0 3 3	4 1	2	0	2	1	0	0 -2
24 William Jeffress	08:00	0-1	0-0	1-2	0 2 2	0 1	1	0	0	0	0	0 1
31 Jorge Diaz Graham	12:02	3-3	1-2	0-0	3 1 4	0 1	5	0	1	0	0	0 -1
15 Jaland Lowe	18:16	1-5	0-1	0-0	1 2 3	1 0	2	3	1	0	0	0 13
8 Michael Hueitt Jr.	09:24	0-0	0-0	0-0	0 2 2	1 0	0	0	0	0	0	0 0
12 KJ Marshall	01:29	0-1	0-1	0-0	0 0 0	0 0	0	0	1	0	0	0 0
Team					1 1 2		0					
Totals		24-60	8-31	20-24	17 27 44	19 19	76	15	11	6	3	0 25

Technical Fouls:NONE

Shooting By Period

1st FG%	11-30	36.7%
3PT%	5-20	25.0%
FT%	12-13	92.3%
2nd FG%	13-30	43.3%
3PT%	3-11	27.3%
FT%	8-11	72.7%
GM FG%	24-60	40.0%
3PT%	8-31	25.8%
FT%	20-24	83.3%

Dead Ball Rebounds: 0, 1



Official Basketball Box Score - Final  
**Missouri at Pitt**  
11/28/23 Petersen Events Center, Pittsburgh  
2023-24 Men's Basketball

Game Time: 7:30 PM  
Game Duration: 2:06  
Attendance: 7,390

Officials: Ted Valentine, Bert Smith, Claarence Armstrong

Missouri - 71

Record: 6-2

NO. Name	Min	FG M-A	3P M-A	FT M-A	Rebounds OR DR TOT	Fouls PF FD	TP	AS	TO	ST	Blocks BS BA	+/-
23 Aidan Shaw	F 19:59	2-2	0-0	0-0	1 3 4	2 0	4	0	0	0	1	0 -7
35 Noah Carter	F 27:38	5-9	1-2	2-2	0 8 8	4 2	13	2	1	0	0	1 -18
2 Tamar Bates	G 19:39	4-8	2-3	2-2	1 1 2	1 2	12	0	0	0	0	1 2
10 Nick Honor	G 23:13	0-6	0-3	0-1	1 0 1	4 2	0	4	1	0	0	0 -4
55 Sean East II	G 33:42	7-13	3-4	4-6	0 5 5	4 3	21	4	5	1	0	0 14
0 Jordan Butler	06:47	0-0	0-0	0-0	0 0 0	2 0	0	0	0	0	1	0 -3
14 Anthony Robinson II	13:16	2-5	0-2	1-1	1 1 2	1 3	5	1	0	3	0	1 1
31 Caleb Grill	25:42	4-8	2-5	0-0	3 2 5	2 1	10	1	0	1	0	0 1
11 Trent Pierce	03:44	0-1	0-1	0-2	0 0 0	0 1	0	0	0	0	0	0 -4
75 Connor Vanover	20:40	3-8	0-2	0-0	3 4 7	0 0	6	1	0	1	2	0 9
4 Curt Lewis	04:28	0-0	0-0	0-0	0 1 1	0 0	0	1	0	0	0	0 7
45 Mabor Majak	01:12	0-0	0-0	0-0	0 0 0	0 0	0	0	0	0	0	0 1
Team					1 0 1		0					
Totals		27-60	8-22	9-14	11 25 36	20 14	71	14	10	6	4	3 7

Technical Fouls:NONE

Shooting By Period

1st FG%	15-34	44.1%
3PT%	6-13	46.2%
FT%	2-4	50%
2nd FG%	12-26	46.2%
3PT%	2-9	22.2%
FT%	7-10	70%
GM FG%	27-60	45.0%
3PT%	8-22	36.4%
FT%	9-14	64.3%

Dead Ball Rebounds: 3, 0

Pitt - 64

Record: 5-2

NO. Name	Min	FG M-A	3P M-A	FT M-A	Rebounds OR DR TOT	Fouls PF FD	TP	AS	TO	ST	Blocks BS BA	+/-
2 Blake Hinson	F 38:41	7-12	5-8	3-6	0 5 5	1 3	22	1	0	0	0	0 -10
55 Zack Austin	F 32:09	1-4	1-3	2-2	0 4 4	1 1	5	0	0	1	2	0 -7
33 Federico Federico	C 23:33	0-2	0-0	3-6	5 1 6	1 5	3	0	0	0	0	2 -6
5 Ishmael Leggett	G 32:10	1-8	0-5	8-8	1 6 7	2 5	10	3	6	2	0	1 -1
7 Carlton Carrington	G 36:14	4-14	1-7	4-4	1 6 7	3 2	13	4	3	0	0	1 -8
25 Guillermo Diaz Graham	16:27	2-2	0-0	1-1	1 1 2	3 2	5	0	0	0	0	0 -1
15 Jaland Lowe	11:36	1-1	0-0	2-2	0 0 0	1 1	4	0	2	0	0	0 -5
24 William Jeffress	03:18	0-1	0-0	0-0	0 0 0	0 0	0	0	0	0	0	0 1
31 Jorge Diaz Graham	05:52	0-3	0-2	2-2	1 1 2	2 1	2	0	0	1	1	0 2
Team					0 0 0		0					
Totals		16-47	7-25	25-31	9 24 33	14 20	64	8	11	4	3	4 -7

Technical Fouls:NONE

Shooting By Period

1st FG%	10-23	43.5%
3PT%	3-10	30.0%
FT%	12-13	92.3%
2nd FG%	6-24	25.0%
3PT%	4-15	26.7%
FT%	13-18	72.2%
GM FG%	16-47	34.0%
3PT%	7-25	28.0%
FT%	25-31	80.6%

Dead Ball Rebounds: 3, 0

Biggest lead	Mizzou 10 (2nd 5:58)	Pitt 6 (1st 7:41)	Points from Turnovers	Mizzou 9	Pitt 11	Period by Period Scoring
Best Scoring Run	8 (2nd 13:03)	8 (1st 7:41)	Paint	30	12	1st 2nd TOT
Lead Changes	15		Second Chance	11	13	Mizzou 38 33 71
Times Tied	8		Fast Breaks	5	6	Pitt 35 29 64
Time with Lead	24:29	11:42	Bench	21	11	





# 2023-24 Pittsburgh Men's Basketball Combined Team Statistics All games

Page 1/1  
as of Nov 29, 2023

## Game Records

Record	Overall	Home	Away	Neutral
ALL GAMES	5-2	4-1	0-0	1-1
CONFERENCE	0-0	0-0	0-0	0-0
NON-CONFERENCE	5-2	4-1	0-0	1-1

## Score by Periods

Team	1st	2nd	OT	TOT
Pittsburgh	295	298	0	593
Opponents	208	242	0	450

## Team Box Score

No.	Player				Total		3-Point		F-Throw		Rebounds													
		GP-GS	MIN	AVG	FG-FGA	FG%	3FG-3FGA	3FG%	FT-FTA	FT%	OFF	DEF	TOT	AVG	PF	DQ	A	TO	BLK	STL	PTS	AVG		
2	HINSON, Blake	7-7	202:10	28.9	44-100	.440	24-61	.393	25-40	.625	10	23	33	4.7	11	0	8	5	0	4	137	19.6		
7	CARRINGTON, Carlton	7-7	219:39	31.4	34-76	.447	17-44	.386	19-23	.826	4	35	39	5.6	14	0	41	13	0	1	104	14.9		
5	LEGGETT, Ishmael	7-7	210:37	30.1	34-84	.405	8-27	.296	28-31	.903	16	39	55	7.9	11	0	23	17	1	12	104	14.9		
55	AUSTIN, Zack	7-7	171:43	24.5	18-44	.409	6-25	.240	14-21	.667	9	34	43	6.1	8	0	5	2	12	6	56	8.0		
25	DIAZ GRAHAM, Guillermo	7-0	118:15	16.9	18-35	.514	5-15	.333	11-17	.647	14	20	34	4.9	21	0	8	11	5	7	52	7.4		
33	FEDERIKO , Federiko	7-7	158:09	22.6	16-26	.615	0-0	.000	11-24	.458	25	21	46	6.6	20	0	7	3	17	2	43	6.1		
31	DIAZ GRAHAM, Jorge	7-0	76:58	11.0	10-18	.556	5-12	.417	9-11	.818	9	13	22	3.1	11	0	3	2	3	1	34	4.9		
15	LOWE, Jaland	7-0	105:39	15.1	12-37	.324	3-14	.214	4-4	1.000	1	9	10	1.4	7	0	15	11	0	2	31	4.4		
24	JEFFRESS, William	7-0	93:44	13.4	6-14	.429	1-5	.200	7-10	.700	6	13	19	2.7	6	0	2	4	2	8	20	2.9		
8	HUEITT JR., Michael	4-0	34:31	8.6	4-7	.571	0-3	.000	0-2	.000	0	3	3	0.8	5	0	0	0	0	1	8	2.0		
12	MARSHALL, KJ	4-0	07:20	1.8	1-3	.333	1-3	.333	1-2	.500	0	0	0	0.0	0	0	1	1	0	0	4	1.0		
21	STEVENSON, Vason	1-0	01:15	1.3	0-0	.000	0-0	.000	0-2	.000	0	1	1	1.0	0	0	0	0	0	0	0	0.0		
Team											12	7	19					2						
Total		7	1400		197-444	.444	70-209	.335	129-187	.690	106	218	324	46.3	114	0	113	71	40	44	593	84.7		
Opponents		7	1400		160-419	.382	42-165	.255	88-128	.688	54	168	222	31.7	139	2	85	79	25	41	450	64.3		

## Team Statistics

	UP	OPP
<b>Scoring</b>	<b>593</b>	<b>450</b>
Points per game	84.7	64.3
Scoring margin	+20.4	-
<b>Field goals-att</b>	<b>197-444</b>	<b>160-419</b>
Field goal pct	.444	.382
<b>3 point fg-att</b>	<b>70-209</b>	<b>42-165</b>
3-point FG pct	.335	.255
3-pt FG made per game	10.0	6.0
<b>Free throws-att</b>	<b>129-187</b>	<b>88-128</b>
Free throw pct	.690	.688
F-Throws made per game	18.4	12.6
<b>Rebounds</b>	<b>324</b>	<b>222</b>
Rebounds per game	46.3	31.7
Rebounding margin	+14.6	-
<b>Assists</b>	<b>113</b>	<b>85</b>
Assists per game	16.1	12.1
<b>Turnovers</b>	<b>71</b>	<b>79</b>
Turnovers per game	10.1	11.3
Turnover margin	+1.1	-
Assist/turnover ratio	1.6	1.1
<b>Steals</b>	<b>44</b>	<b>41</b>
Steals per game	6.3	5.9
<b>Blocks</b>	<b>40</b>	<b>25</b>
Blocks per game	5.7	3.6
<b>Winning streak</b>	<b>0</b>	<b>-</b>
Home win streak	0	-
<b>Attendance</b>	<b>36343</b>	<b>0</b>
Home games-Avg/Game	5-7269	0-0
Neutral site-Avg/Game	-	2-937

## Team Results

Date	Opponent		Score	Att.
11/06/2023	N.C. A&T	W	100-52	6797
11/10/2023	Binghamton	W	89-60	7747
11/13/2023	FGCU	W	86-74	6567
11/17/2023	Jacksonville	W	107-56	7842
11/22/2023	vs Florida	L	71-86	1873
11/24/2023	vs Oregon St.	W	76-51	0
11/28/2023	Missouri	L	64-71	7390