



RADFORD HIGHLANDERS

MEN'S BASKETBALL

PRIMARY MEDIA CONTACT

Nate Wise

nwise5@radford.edu

@NateWiseSID

(540) 831-6884

GAME 15

AT #18 CLEMSON TIGERS (10-1, 1-0 ACC)

2023-24 SCHEDULE

Overall Record: 10-4 | Big South: 0-0

Date	Opponent	TV	Time/Result
10/30	Roanoke (Exh.)	N/A	W, 89-72
11/6	at #19 North Carolina	ACCN	L, 70-86
11/10	Marshall	ESPN+	W, 66-62
11/12	Eastern Mennonite	ESPN+	W, 84-47
11/15	at VCU	ESPN+	L, 50-73
11/17	at #24 JMU^	ESPN+	L, 73-76
11/21	Morgan State^	FloHoops	W, 82-72
11/22	Northern Co.^	FloHoops	W, 79-68
11/26	Notre Dame of MD	ESPN+	W, 100-53
11/29	at Old Dominion	ESPN+	L, 68-69
12/3	Elon	ESPN+	W, 82-72
12/9	N.C. Central	ESPN+	W, 82-74
12/12	VMI	ESPN+	W, 73-56
12/16	at Bucknell	ESPN+	W, 70-63
12/20	at West Virginia	ESPN+	W, 66-65
12/29	at #18 Clemson	ACCNX	7:00 PM
1/3	High Point*	ESPN+	7:00 PM
1/10	at Longwood*	ESPN+	7:00 PM
1/13	at Winthrop*	ESPN+	2:00 PM
1/17	Gardner-Webb*	ESPN+	7:00 PM
1/20	USC Upstate*	ESPN+	2:00 PM
1/24	at UNC Asheville*	ESPN+	6:30 PM
1/27	Presbyterian*	ESPN+	4:30 PM
1/31	Charleston So.*	ESPN+	7:00 PM
2/3	at USC Upstate*	ESPN+	4:00 PM
2/10	at Presbyterian*	ESPN+	4:30 PM
2/14	Winthrop*	ESPN+	7:00 PM
2/17	at High Point*	ESPN+	7:00 PM
2/21	at Gardner-Webb*	ESPN+	7:00 PM
2/14	Winthrop*	ESPN+	7:00 PM
2/17	at High Point*	ESPN+	7:00 PM
2/21	at Gardner-Webb*	ESPN+	7:00 PM
2/24	Longwood*	ESPN+	2:00 PM
2/28	at Charleston So.*	ESPN+	7:00 PM
3/2	UNC Asheville*	ESPN+	2:00 PM

GAMEDAY INFORMATION

	Friday, Dec. 29 7:00 p.m. ET	Clemson, S.C. (Littlejohn Coliseum)
	ACC Network Extra	Pete Yanity & JD Powell
	WRAD 101.7 FM and 103.5 FM	Rick Watson
	RadfordAthletics.com/Coverage	
	@RadfordHoops #RiseAndDefend	

SERIES HISTORY

vs. Clemson	Radford trails, 0-4	Last: L, 66-74 in Clemson (12/15/2018)	Streak: L4
On the road	Same	Last: Same	Streak: Same

COACHING MATCHUP

	Head Coach	At School	Overall
RAD	Darris Nichols	42-37 (.526)	Same
CLEM	Brad Brownell	251-178 (.585)	418-263 (.614)

AT A GLANCE

2023-24 STAT COMPARISON



74.6	Points Per Game	81.3
46.1	Field Goal Pct.	49.0
38.0	3-Point Pct.	39.4
74.7	Free Throw Pct.	72.7
38.1	Rebounds Per Game	38.5
12.4	Assists Per Game	17.9
11.7	Turnovers Per Game	10.4
6.1	Steals Per Game	4.5
4.1	Blocks Per Game	5.2



Projected Starters	Cl.	Pos.	Ht.	Hometown	PPG	RPG	Notes
3 Kenyon Giles	So.	G	5-11	Chesapeake, Va.	14.6	1.6	2.7 apg
1 DaQuan Smith	R-Sr.	G	6-1	Holly Springs, Miss.	13.8	3.1	36.1 3FG%
14 Bryan Antoine	Sr.	G	6-5	Tinton Falls, N.J.	10.7	4.5	41.5 3FG%
10 Chandler Turner	Gr.	F	6-7	Detroit, Mich.	9.5	5.9	56.7 3FG%
0 Justin Archer	So.	F	6-7	North Brunswick, N.J.	8.4	8.6	74.2 FG%

Key Reserves	Cl.	Pos.	Ht.	Hometown	PPG	RPG	Notes
2 Trenton Walters	Fr.	G	5-9	Frisco, Texas	2.2	0.6	1.9 apg
4 Truth Harris	Jr.	G	6-2	Mount Vernon, N.Y.	7.9	2.2	43.5 3FG%
11 Kyle Burns	R-Fr.	G	6-2	Marietta, Ga.	2.4	1.0	8.7 mpg
21 D'Auntray Pierce	Sr.	C	6-10	Denver, Colo.	2.6	4.3	2.0 bpg
23 TJ NeSmith	Sr.	F	6-9	Burlington, N.C.	8.9	4.9	75.0 FG%

SCHEDULE KEY

All times Eastern, subject to change • TV Networks subject to change

Home games italicized • * - Big South Conference game

^ Cancun Challenge

QUICK FACTS

GENERAL

Location	Radford, Va.
Founded	1910
Enrollment	7,418
President	Bret S. Danilowicz, Ph.D.
Director of Athletics	Robert Lineburg
Affiliation	NCAA Division I
Conference	Big South
Nickname	Highlanders
Colors	Red (186c), Gray (427c) & White
Arena (Capacity)	Dedmon Center (3,125)

PROGRAM HISTORY

First Season	1974-75
All-Time Record	783-666 (.540)
All-Time Big South Record	333-247 (.574)
Overall Postseason Record	5-8
NCAA Tournament Appearances	3
Last NCAA Tournament Appearance	2017-18
<i>Defeated LIU Brooklyn, Lost to Villanova</i>	
Conference Tournament Titles	3
<i>1997-98, 2008-09, 2017-18</i>	
Big South Regular Season Titles	6
<i>91-92, 99-00, 00-01, 08-09, 18-19, 19-20</i>	
NIT Tournament Appearances	1
<i>^ 19-20 (^ Cancelled due to COVID-19)</i>	
CBI Appearances	1
<i>2022-23</i>	

COACHING STAFF

Head Coach (Season)	Darris Nichols (3rd Year)
<i>Alma Mater</i>	<i>West Virginia, 2008</i>
Assistant Coach (Season)	Shane Nichols (3rd Year)
<i>Alma Mater</i>	<i>Wofford, 2008</i>
Assistant Coach (Season)	Timothy Peete (3rd Year)
<i>Alma Mater</i>	<i>Tulsa, 2014</i>
Assistant Coach (Season)	James Haring (3rd Year)
<i>Alma Mater</i>	<i>West Virginia, 2014</i>
Director of Operations	Jack Raboin (1st Year)
<i>Alma Mater</i>	<i>Saint Louis, 2020</i>

2022-23 REVIEW

Overall Record	21-15
Big South Record (Finish)	12-6 (3rd)
Big South Tournament	
<i>Quarterfinals</i>	<i>No. 6 Winthrop - W, 78-69</i>
<i>Semifinals</i>	<i>No. 7 Campbell - L, 71-72</i>

2023-24 PREVIEW

Starters Returning/Lost	3/2
Letterwinners Returning/Lost	9/6
Newcomers	6

ATHLETICS COMMUNICATIONS

Asst. Director of Communications	Nate Wise
<i>Office Phone</i>	<i>540-831-6884</i>
<i>Cell Phone</i>	<i>301-717-0240</i>
<i>Email</i>	<i>nwise5@radford.edu</i>
Website	RadfordAthletics.com

NUMERICAL ROSTER

NO.	NAME	YR.	POS.	HT.	WT.	HOMETOWN (PREVIOUS SCHOOL)
0	Justin Archer	Jr.	F	6-7	205	North Brunswick, N.J. (Florida Southwestern)
1	DaQuan Smith	R-Sr.	G	6-1	195	Holly Springs, Miss. (Murray State)
2	Trenton Walters	Fr.	G	5-9	150	Frisco, Texas (La Lumiere School)
3	Kenyon Giles	So.	G	5-11	165	Chesapeake, Va. (Silverado HS)
4	Truth Harris	Jr.	G	6-2	180	Mount Vernon, N.Y. (Indian Hills CC)
5	Josiah Harris	Jr.	F	6-8	220	Wilmington, Del. (St. Francis Brooklyn)
10	Chandler Turner	Gr.	F	6-7	210	Detroit, Mich. (Bowling Green)
11	Kyle Burns	R-Fr.	G	6-2	175	Marietta, Ga. (Wheeler HS)
13	Trevor Roe	Fr.	F	6-8	200	Syracuse, N.Y. (Fayetteville-Manlius HS)
14	Bryan Antoine	Sr.	G	6-5	185	Tinton Falls, N.J. (Villanova)
21	D'Auntray Pierce	Sr.	C	6-10	200	Denver, Colo. (Western Wyoming CC)
23	TJ NeSmith	Sr.	F	6-9	220	Burlington, N.C. (Lenoir-Rhyne)
25	Hunter Castleberry	R-Fr.	G	6-3	175	Charleston, W.Va. (George Washington HS)
34	David Vidor	R-Fr.	F	6-8	185	Budapest, Hungary (St. Joseph HS)
41	Dean Lockley	Jr.	G	6-3	190	Charlottesville, Va. (Tandem Friends HS)
54	Ibu Yamazaki	So.	F	6-7	215	Matsudo, Chiba, Japan (Meisei HS)

ALPHABETICAL ROSTER

NO.	NAME	YR.	POS.	HT.	WT.	HOMETOWN / HIGH SCHOOL (PREVIOUS)
14	Bryan Antoine	Sr.	G	6-5	185	Tinton Falls, N.J. (Villanova)
0	Justin Archer	Jr.	F	6-7	205	North Brunswick, N.J. (Florida Southwestern)
11	Kyle Burns	R-Fr.	G	6-2	175	Marietta, Ga. (Wheeler HS)
25	Hunter Castleberry	R-Fr.	G	6-3	175	Charleston, W.Va. (George Washington HS)
3	Kenyon Giles	So.	G	5-11	165	Chesapeake, Va. (Silverado HS)
5	Josiah Harris	Jr.	F	6-8	220	Wilmington, Del. (St. Francis Brooklyn)
4	Truth Harris	Jr.	G	6-2	180	Mount Vernon, N.Y. (Indian Hills CC)
41	Dean Lockley	Jr.	G	6-3	190	Charlottesville, Va. (Tandem Friends HS)
23	TJ NeSmith	Sr.	F	6-9	220	Burlington, N.C. (Lenoir-Rhyne)
21	D'Auntray Pierce	Jr.	C	6-10	200	Denver, Colo. (Western Wyoming CC)
13	Trevor Roe	Fr.	F	6-8	200	Syracuse, N.Y. (Fayetteville-Manlius HS)
1	DaQuan Smith	R-Jr.	G	6-1	195	Holly Springs, Miss. (Murray State)
10	Chandler Turner	Gr.	F	6-7	210	Detroit, Mich. (Bowling Green)
34	David Vidor	Fr.	F	6-8	185	Budapest, Hungary (St. Joseph HS)
2	Trenton Walters	Fr.	G	5-9	150	Frisco, Texas (La Lumiere School)
54	Ibu Yamazaki	Fr.	F	6-7	215	Matsudo, Chiba, Japan (Meisei HS)

STAFF

Head Coach: Darris Nichols

Assistant Coach: Shane Nichols

Assistant Coach: Timothy Peete

Assistant Coach: James Haring

Director of Operations: Jack Raboin

Graduate Student: Matt Smith

Athletic Trainer: Chad Hyatt

PRONUNCIATION GUIDE

1	DaQuan Smith	Duh-Kwan
3	Kenyon Giles	Ken-yin
13	Trevor Roe	Row
14	Bryan Antoine	An-Twan
21	D'Auntray Pierce	Dee-awn-tray
23	TJ NeSmith	Nee-smith
34	David Vidor	Vee-door
54	Ibu Yamazaki	E-boo Yah-muh-zah-kee
	Darris Nichols	Dare-iss
	Jack Raboin	Ruh-boin

RADFORD ATHLETICS COMMUNICATIONS

Nate Wise
Greg Wolfe
Colby Davis
Victor Guadarrama

Director of Communications
Communications Coordinator
Communications Assistant
Communications Assistant

Email: nwise5@radford.edu
Email: gwolfe4@radford.edu
Email: ccdavis2@radford.edu
Email: vguadarrama4@radford.edu

@NateWiseSID
@wolfeman_99
@N/A
@N/A

LAST TIME OUT

MORGANTOWN, W.Va. – With the game on the line and the clock racing towards all zeroes, DaQuan Smith knocked down the game-winning shot to give the Radford men's basketball team a 66-65 win over West Virginia at WVU Coliseum on Wednesday night.

PIVOTAL MOMENT

It all comes down to this...

The Highlanders missed the chance to tie the game at 65-all with a missed free throw, but they turned the page to the next play and made the most of it. When the Mountaineers missed the front end of a one-and-one on their end, Radford pushed the ball up the court and into the hands of Smith.



The redshirt senior didn't panic, even as the ball slipped from his hands, as he collected it and rose above a defender before hitting nothing but net to give his team a 66-65 lead with just 1.5 seconds left. A heave fell short for WVU and elation spread throughout Highlander Nation, knowing the Mountaineers were felled for the first time in program history.

PLAY-BY-PLAY

With neither team shooting above 35.0% from the field by halftime, defense reigned supreme for the first 20 minutes of action.

The Mountaineers started the scoring with a layup by Akok Akok, gaining a narrow lead that never grew beyond four points in the period. Radford's big men produced some scoring punch midway through, as Justin Archer and D'Aunray Pierce scored six straight points to give the Highlanders a 15-14 lead – their first of the game – at the 9:06 mark.

It was yet another back-and-forth affair from there, as the Highlanders and their hosts traded buckets, and many more missed shots, until Radford took a 29-28 lead into the break.

Bryan Antoine and DaQuan Smith combined for just three points on 1-of-14 shooting (1-for-8 from three) in the period while WVU got just six points up to that point from players who were eligible to play this time last week.

Shots didn't exactly fall in the second half either, as the Highlanders shot just 43.3% from the field and 30.8% from deep in the final period.

Leading 41-37 with 16:07 on the clock, Radford went without a field goal for more than four minutes, allowing WVU to slide in for a 43-41 lead that eventually became 54-52 at the 7:07 mark.

The Mountaineers led for the entire rest of the contest, that is, until Smith's shot sent the Highlanders home happy.

NOTES & STATS

- Radford's 29 first-half points were its fewest this season (previously 33 at VCU)
- The Highlanders are now 8-2 this season when leading at halftime
- WVU went 0-for-10 from three in the first half. Radford entered the night ranked 42nd in the nation in three-point defense (28.9%)
- Rae'Quan Battle led all scorers with 29 points in his debut for the Mountaineers
- The game featured 15 different lead changes

TEAM NOTES

SCOUTING THE TIGERS

Clemson is one of the very best teams in the nation and could arguably be the Highlanders toughest challenge to date this season. Now in Head Coach Brad Brownell's 14th season running the program, the Tigers have built a veteran squad that can win games in any number of ways. With a 10-1 record that includes wins over Alabama, Pittsburgh, South Carolina, TCU and many more stout opponents, Clemson has only fallen to Memphis, in a 79-77 heavy weight battle on the road. The Tigers are the 10th-best team in the nation as it pertains to assist/turnover ratio (1.73) and 22nd in effective field goal percentage (56.7%). They're shooting 39.4% from three-point range and get it done on the defensive end with 5.2 blocks per contest. A senior center standing at 6'10", PJ Hall has entered the conversation as a first round NBA draft pick thanks to 20.8 points and 6.8 boards per game. Joseph Girard III transferred in from Syracuse and flanks Hall with 14.8 points and a team-high 3.7 assists per game.

RANKED OPPONENTS

With the latest AP Poll ranking the Clemson Tigers as the 18th-best team in the nation, the Highlanders will be playing their third ranked opponent of the season. Three nationally-ranked foes in one season is the most in program history, with the previous high being just two.

Neither James Madison nor Clemson were ranked to begin the season as Radford's 2023-24 slate originally featured one ranked opponent - #19 North Carolina - who is now up to #9. The only win over a ranked opponent in program history came on Nov. 30, 2018 in a 62-59 victory over #17 Texas.

CLOSE CALLS

Winning close games is never easy, as evidenced by the Highlanders' battle with West Virginia just before the holidays. The 66-65 victory was Radford's first 1-point win since defeating Longwood, 67-66, on Dec. 14, 2020. The last one before that? A memorable 69-68 triumph over JMU on Nov. 25, 2017.

Radford is now 8-7 in games decided by three points or less under Head Coach Darris Nichols, and 1-2 this season.

1,000-POINT SCORER

Redshirt senior guard DaQuan Smith joined the 1,000-pointer scorers club, eclipsing the mark with an 11-point effort at VCU on Nov. 15, 2023. The Holly Springs, Miss. native scored his first 458 career points in four seasons at Murray State, but scored 502 points during the 2022-23 season alone, his first year at Radford. With a repeat performance, Smith could join the list of 33 Highlanders to score 1,000 or more career points during their career as a Highlander. Doug Day currently leads the program with 2,027 points between 1989 and 1993.

THOMAS SIGNS NLI WITH RADFORD

Jaeshon Thomas has inked a National Letter of Intent to join the Radford men's basketball program in the fall of 2024, Head Coach Darris Nichols announced on Nov. 15, 2023. Thomas hails from Aurora, Ill. where he played his high school basketball at Whitney Young Magnet School. There, he was a member of the 1,000-point club, and has since joined Florida SouthWestern State, the same school as Justin Archer. Thomas's performance in the classroom was what really set him apart that year, as he was named NJCAA Second Team All-Academic, FCSAA All-Academic Team and to the Southern Conference All-Academic Team. After graduating from Whitney Young, Thomas committed to Florida SouthWestern State where he is currently a sophomore.

BIG SOUTH PLAYER OF THE WEEK

With a trio of double-digit scoring efforts to begin the season, Kenyon Giles was named Big South Player of the Week on Nov. 13, 2023. Giles has taken his play to the next level in his sophomore campaign, beginning with an 18-point effort at No. 19 North Carolina in the season opener. The quick-twitch guard then posted a career-high 22 points and five assists in a huge win over Marshall at The Greenbrier. The Chesapeake, Va. native then capped off his standout week with 13 points on 6-of-8 shooting, three assists, three rebounds and three steals across just 14 minutes in a blowout win of Eastern Mennonite.

2023 CANCUN CHALLENGE CHAMPIONS

The Highlanders added another trophy to the program's trophy case over Thanksgiving week, claiming the 2023 Cancun Challenge Mayan Division Championship. Radford fell to #24 JMU in the first game of the event, but defeated Morgan State and Northern Colorado while on location at the Hard Rock Hotel Riviera Maya to bring home the title.

TEAM NOTES

RADFORD REVEALS CITY EDITION UNIFORMS

Radford University Athletics, in collaboration with the City of Radford and Nike, has revealed a men's basketball "City Edition" alternate uniform and merchandise line to be debuted on Sunday, Dec. 3. The uniforms draw inspiration from the official branding of the City of Radford – from the vibrant colors to the signature logos that represent our hometown.

PRESEASON ALL-BIG SOUTH SELECTIONS

DaQuan Smith and Bryan Antoine were both named Preseason First Team All-Big South selections after earning Second Team and Honorable Mention, respectively, a season ago. This year marks the first time Radford has been represented on the preseason all-conference teams since Carlik Jones (First Team) and Travis Fields Jr. (Second Team) were voted on prior to the 2018-19 season. It is also the first time two Highlanders have made the First Team since Art Parakhouski and Joey Lynch-Flohr did it in 2009-10.

PRESEASON EXPECTATIONS

Big South Coaches/Media Poll - 2nd Place (with one first-place vote)
Field of 68's The Almanac - 3rd Place
Blue Ribbon Sportsbook - 3rd Place
KenPom Preseason Rankings - 3rd in the Big South & 168th nationally

BROTHERLY LOVE

When Radford, Va. native, Darris Nichols, was named head coach of the Radford Highlanders men's basketball program in April of 2021, one of his first calls was to his older brother. Shane Nichols, who also grew up in Radford, agreed to join his younger brother as his top assistant coach. The duo were even inducted into the Radford High School Hall of Fame in October of 2021, cementing their place as two of the most beloved sons of their hometown ever. Through two seasons, the brothers have guided the Highlanders to 32 wins and made tremendous strides in bringing the program to a never-before-seen prominence on the national scene.

JA MORANT GIFTS RADFORD SIGNATURE SHOES

NBA superstar Ja Morant chose the Radford men's basketball program as recipients of his signature Nike shoe, the Ja 1. The Highlanders received the "ember glow" colorway. Morant was coached by current Highlanders assistant coach Shane Nichols while at Murray State. He also played alongside current Radford reshirt senior guard DaQuan Smith at Murray State - a duo that remains great friends. Memphis volleyball, Mississippi Valley State women's basketball and Murray State men's basketball were also chosen.

WORLD UNIVERSITY BASKETBALL SERIES

The Radford men's basketball program was invited to participate in the Sun Chlorella presents World University Basketball Series 2023, a champions league-style tournament for world-class university basketball teams. The tournament took place in Tokyo, Japan this past August. The Highlanders finished third with wins over Korea University (South Korea) and Ateneo (Phillipines) but were kept out of the title game with a loss to National Chengchi University (Chinese Taipei). Radford sophomore forward Ibu Yamazaki is a member of the Japanese Youth Basketball program, representing his nation in international tournaments many times over the years.

RADFORD'S HIGH-MAJOR/POWER 5 VICTORIES

- | | | | | | |
|--------------|------------------|----------------|--------------|------------------|----------|
| ▪ 12/30/1993 | at LSU | W, 73-72 | ▪ 12/20/2023 | at West Virginia | W, 66-65 |
| ▪ 3/19/2014 | at Oregon State | W, 96-92 | | | |
| ▪ 12/7/2014 | at Virginia Tech | W, 68-66 | | | |
| ▪ 11/14/2015 | at Georgetown | W, 82-80 (2OT) | | | |
| ▪ 11/24/2015 | at Penn State | W, 86-74 | | | |
| ▪ 11/14/2018 | at Notre Dame | W, 63-60 | | | |
| ▪ 11/30/2018 | at No. 17 Texas | W, 62-59 | | | |
| ▪ 11/19/2019 | at Northwestern | W, 67-56 | | | |



DARRIS NICHOLS

Head Coach - 3rd Season

CAREER RECORDS

Overall Record (All Games): 42-37

Big South Games (regular season): 19-15

Big South Tournament: 1-2

At the Dedmon Center: 23-7

On The Road: 12-26

Neutral Site Games: 7-4

BIO INFORMATION

Hometown: Radford, Va.

Wife: Courtne Nichols

Education: West Virginia, Sociology ('08)

FULL BIO

Darris Nichols enters his third season as the Radford head basketball coach in 2023-24. The native son of Radford, Va. was named the eighth head coach in program history on April 21, 2021.

Nichols' plan to return the Highlanders to their winning ways came to fruition in just his second season at the helm, leading the program to a 21-15 overall record, including a 12-6 mark in Big South play, during the 2022-23 campaign. Radford came one point away from playing in the conference championship, but still earned a bid to the College Basketball Invitational.

With wins over Tarleton State and San Jose State in the CBI, the Highlanders won multiple postseason contests in the same season for the first time in program history. The team's success can, at least partially, be attributed to the incredible recruiting effort Nichols and his staff displayed in the offseason.

With just three returners coming back from the 2021-22 roster, the Radford coaching staff secured commitments from a number of difference-making players - former 5-star All-American Bryan Antoine (Villanova), DaQuan Smith (Murray State), Justin Archer (Florida SouthWestern), Madiaw Niang (Florida Atlantic), Onyebuchi Ezeakudo (Pittsburgh) and Souleymane Koureissi (Richmond).

A 11-18 record in his debut season (2021-22) represented the most wins and best winning

percentage for a first-year head coach at Radford since Ron Bradley lead the Highlanders to a 20-9 record in 1991-92. After a slow start to the season, the Highlanders came on strong late, including winning four of their last five regular season contests to end the season on a positive note.

In October 2021, Nichols was inducted into the Radford High School Hall of Fame alongside his brother and Radford Men's Basketball Assistant Coach Shane Nichols. Then, in November 2021, The Athletic included Nichols on their "40 under 40" list, the 40 most influential people in the game of college men's basketball under the age of 40.

Before returning to the New River Valley, Nichols spent six seasons as an assistant coach at the University of Florida. While at Florida he helped coach the Gators to a 123-75 record that included four straight 20-win seasons. Nichols and the Gators also tallied four straight NCAA Tournament bids.

The 2016-17 season was one of the best, while Nichols was at UF. Florida earned a 27-9 record and reached the Elite Eight of the NCAA Tournament. The Gators finished second in the SEC with a 14-4 record, matching the second-most conference wins in team history. Florida climbed as high as 12th nationally in both the AP and coaches polls and hit No. 3 in RPI and KenPom rankings.

Nichols, a member of Coaches 4 Change, garnered a spot in ESPN.com's 40 Under 40 in the summer of 2020, rated #17 on the national list that included both head coaches and assistant coaches. He was also rated the #2 assistant coach in the SEC in a Stadium poll of coaches around the league. He has coached three future NBA players at Florida in Dorian Finney-Smith, Devin Robinson and Chris Chiozza.

Prior to his six-year (2015-21) stint at Florida, he was an assistant at Louisiana Tech coaching under Mike White during the 2014-15 season. He helped guide Louisiana Tech to the 2015 Conference USA championship as guard Kenneth "Speedy" Smith garnered C-USA Player of the Year and AP All-American honors. The Bulldogs went 27-9 on the season and advanced to the NIT quarterfinals. The 2014-15 season also produced a 15-3 conference mark and a perfect 17-0 home record.

In one season at Wofford (2013-14), Nichols helped guide the Terriers, who were picked to finish sixth in the league by the coaches, to a 20-win season and a Southern Conference Tournament championship, earning an automatic bid to the NCAA Tournament. In that NCAA Tournament game, Nichols was on the opposite bench from his former head coach, as Beilein's Michigan team topped the 15-seed Wofford. The Terriers finished 20-13, including 11-5 on the SoCon.

Prior to joining Wofford, he spent two seasons as an assistant coach at Northern Kentucky where he helped transition the Norse from Division II to Division I. In 2012-13, Nichols was the defensive coordinator, and the squad ranked second in the Atlantic Sun in scoring defense, while also being two wins shy of tying the record for most ever by a Division I transitional team. In the process, Nichols developed Eshaunte Jones who was named Atlantic Sun all-conference first team. The team finished with an 11-16 mark, including 9-9 in the A-Sun.

In his first year at Northern Kentucky, the team went 23-7, tying the school record for best start in school history (13-0) along the way and participated in the Division II Tournament. The guards, coached by Nichols, led the GLVC conference in 3-point field goal percentage and 3-point field goals made.

Nichols shined as a player in the Big East. A four-year letterwinner at West Virginia under Bob Huggins and John Beilein, Nichols helped the Mountaineers to a 26-11 record and a trip to the 2008 NCAA Sweet 16 his senior season. He scored 993 career points and dished 399 assists, while shooting at a .375 clip from 3-point range. He averaged 10.7 points per game, as well as 3.2 assists per game, as a senior on the way to WVU's Sweet 16 run. He was also a member of the 2007 NIT Championship, 2006 Sweet 16 and 2005 Elite Eight teams and finished his collegiate career as a top five most winningest player in Mountaineer history.

As a junior in 2007, Nichols dished out 4.6 assists per contest and averaged 10.9 points per game as WVU posted a 27-9 record. He led the Big East in assist-to-turnover ratio and was named to the NIT All-Tournament Team. The team reached the NIT final thanks to Nichols' game-winning 3-pointer in the semifinals versus Mississippi State.

Nichols was also twice a recipient of the Big East Academic All-Star and Sportsmanship Award and earned the 2008 Fred Schaus Captain Award for WVU intercollegiate athletics.

After graduation, he played professionally overseas with Atomeromu SE Paks of the Hungarian League's A Division. He returned to his alma mater for one season, working with the basketball staff throughout the season and coordinating summer basketball camps.

Nichols earned his bachelor's degree from West Virginia University in sociology and is married to the former Courtne McKinney.

DARRIS NICHOLS COACHING HISTORY

DARRIS NICHOLS YEAR-BY-YEAR SEASON TOTALS

Season	School	Overall	Conference	Role	Postseason
2011-12	Northern Kentucky			Assistant Coach	NCAA DII Tournament First Round
2012-13	Northern Kentucky			Assistant Coach	N/A
2013-14	Wofford			Assistant Coach	NCAA Tournament Round of 64
2014-15	Louisiana Tech			Assistant Coach	NIT Quarterfinals
2015-16	Florida			Assistant Coach	NIT Quarterfinals
2016-17	Florida			Assistant Coach	NCAA Tournament Elite 8
2017-18	Florida			Assistant Coach	NCAA Tournament Round of 32
2018-19	Florida			Assistant Coach	NCAA Tournament Round of 32
2019-20	Florida			Assistant Coach	N/A (Cancelled due to COVID-19)
2020-21	Florida			Assistant Coach	NCAA Tournament Round of 32
2021-22	Radford	11-18	7-9	Head Coach	Big South First Round
2022-23	Radford	21-15	12-6	Head Coach	CBI Semifinals
2023-24	Radford	10-4	0-0	Head Coach	To Be Determined
Overall		42-37	19-15		

ASSISTANT COACHING STAFF



SHANE NICHOLS

Assistant Coach
Third Season

- Older brother of Darris Nichols and also a native of Radford, Va./Radford HS grad
- Was an assistant coach at Murray state from 2015-2021
- Helped the Racers win three straight OVC regular season titles (2017-18, 2018-19, 2019-20) and two OVC Tournament titles (2017-18, 2018-19)

- Coached current star for the Memphis Grizzlies, Ja Morant



TIM PEETE

Assistant Coach
Third Season

- Was an assistant coach at Missouri Western State University for the 2020-21 season
- Worked as the Director of Player Development for Wes Miller at UNG in 2019-20
- Spent 2018-19 at Cipola College as an assistant coach
- Played is college ball at Tulsa, where he played 129

career games and graduated with a degree in business management in 2014



JAMES HARING

Assistant Coach
Third Season

- Was most recently the Director of Basketball Operations at Dayton from 2019-2021
- Served as the Coordinator of Basketball Operations at Jacksonville State from 2017-2019
- Was a four-year team manager for Bob Huggin's West Virginia Mountaineers

- Graduated from WVU in 2014 with a degree in sport management

2023-24 TEAM NCAA STAT RANKINGS

Statistic	National Rank	Conference Rank	Value	National Leader	Value	Conference Leader	Value
Assist/Turnover Ratio (351 ranked)	203	5	1.05	BYU	2.25	UNC Asheville	1.29
Assists Per Game (351 ranked)	258	6	12.4	BYU	22.2	UNC Asheville	16.9
Bench Points per game (351 ranked)	276	8	17.36	UNCW	40.82	Presbyterian	30.71
Blocks Per Game (351 ranked)	116	2	4.1	Eastern Ky. UIC	6.9	UNC Asheville	4.2
Effective FG pct (351 ranked)	111	4	0.530	Indiana St.	0.620	High Point	0.551
Fastbreak Points (351 ranked)	290	9	7.43	TCU	24.58	Presbyterian	14.71
Field Goal Percentage (351 ranked)	127	4	46.1	Colorado	52.6	Presbyterian	48.8
Field Goal Percentage Defense (351 ranked)	49	2	39.9	Houston	34.8	Longwood	39.3
Fouls Per Game (351 ranked)	175	4	16.9	Creighton	10.2	Charleston So.	16.6
Free Throw Attempts Per Game (350 ranked)	287	9	16.6	Tulane	31.5	Winthrop	26.7
Free Throw Percentage (351 ranked)	54	2	74.7	Stetson	81.9	High Point	75.5
Free Throws Made Per Game (351 ranked)	241	8	12.4	Tulane	23.5	High Point Winthrop	19.1
Rebound Margin (351 ranked)	91	3	4.6	Arizona	14.5	Longwood	13.6
Rebounds (Defensive) Per Game (351 ranked)	100	4	27.14	UT Martin	33.15	High Point	28.86
Rebounds (Offensive) Per Game (351 ranked)	166	6	11.00	Texas A&M	17.83	Longwood	14.57
Rebounds Per Game (351 ranked)	115	4	38.14	Illinois	45.36	High Point	42.21
Scoring Defense (351 ranked)	87	2	66.9	Houston	50.0	Longwood	61.6
Scoring Margin (351 ranked)	121	4	7.8	BYU	29.1	Longwood	17.6
Scoring Offense (351 ranked)	187	6	74.6	James Madison	92.6	High Point	85.0
Steals Per Game (351 ranked)	263	5	6.1	Bethune-Cookman	13.2	USC Upstate	8.5
Three Point Attempts Per Game (351 ranked)	227	5	21.2	North Florida	35.6	High Point	25.4
Three Point Percentage (351 ranked)	29	1	38.0	Baylor	44.7	Radford	38.0
Three Point Percentage Defense (351 ranked)	29	1	28.3	UIC	24.1	Radford	28.3
Three Pointers Per Game (351 ranked)	130	4	8.1	BYU	12.8	High Point	9.4
Turnover Margin (351 ranked)	273	7	-1.1	Houston Iowa St.	8.5	USC Upstate	2.8
Turnovers Forced Per Game (351 ranked)	314	7	10.57	Bethune-Cookman	19.91	Longwood	15.57
Turnovers Per Game (351 ranked)	127	3	11.7	Richmond	7.9	Gardner-Webb	11.6
Winning Percentage (349 ranked)	96	2	71.4	Houston James Madison Ole Miss	100.0	Longwood	85.7

GAME-BY-GAME STARTERS

OPPONENT	1	2	3	4	5
at North Carolina	Kenyon Giles	DaQuan Smith	Bryan Antoine	Chandler Turner	Justin Archer
Marshall	Kenyon Giles	DaQuan Smith	Bryan Antoine	Chandler Turner	Justin Archer
Eastern Mennonite	Kenyon Giles	DaQuan Smith	Bryan Antoine	Chandler Turner	Justin Archer
at VCU	Kenyon Giles	DaQuan Smith	Bryan Antoine	Chandler Turner	Justin Archer
at JMU	Kenyon Giles	DaQuan Smith	Bryan Antoine	Chandler Turner	Justin Archer
Morgan State	Kenyon Giles	DaQuan Smith	Bryan Antoine	Chandler Turner	Justin Archer
Chi. St./Northern Co.	Kenyon Giles	DaQuan Smith	Bryan Antoine	Chandler Turner	Justin Archer
Notre Dame of MD	Truth Harris	Kenyon Giles	Bryan Antoine	Chandler Turner	Justin Archer
at ODU	Kenyon Giles	DaQuan Smith	Bryan Antoine	Chandler Turner	Justin Archer
Elon	Kenyon Giles	DaQuan Smith	Bryan Antoine	Chandler Turner	Justin Archer
N.C. Central	Kenyon Giles	DaQuan Smith	Bryan Antoine	Chandler Turner	Justin Archer
VMI	Kenyon Giles	DaQuan Smith	Bryan Antoine	Chandler Turner	Justin Archer
at Bucknell	Kenyon Giles	DaQuan Smith	Bryan Antoine	Chandler Turner	Justin Archer
at West Virginia	Kenyon Giles	DaQuan Smith	Bryan Antoine	Chandler Turner	Justin Archer
at Clemson					
High Point					
at Longwood					
at Winthrop					
Gardner-Webb					
USC Upstate					
at UNC Asheville					
Presbyterian					
Charleston Southern					
at USC Upstate					
at Presbyterian					
Winthrop					
at High Point					
at Gardner-Webb					
Longwood					
at Charleston Southern					
UNC Asheville					
Big South First Round					
Big South Quarterfinals					
Big South Semifinals					
Big South Championship Game					

2023-24 INDIVIDUAL NCAA STAT RANKINGS

Statistic	Player	National Rank	Conference Rank	Value	National Leader	Value	Conference Leader	Value
Assist/Turnover Ratio (350 ranked)					Aly Khalifa, BYU	17.00	Duke Miles, High Point	2.24
Assists (347 ranked)	Kenyon Giles	303	10	38	Darius Brown II, Utah St.	99	Caleb Burgess, UNC Asheville	71
Assists Per Game (344 ranked)					Darius Brown II, Utah St.	7.6	Caleb Burgess, UNC Asheville	5.1
Blocks (337 ranked)	D'Auntray Pierce	24	2	27	Isaiah Cozart, Eastern Ky.	54	Justin Bodo Bodo, High Point	28
	Bryan Antoine	337	8	10				
Blocks Per Game (344 ranked)	D'Auntray Pierce	43	3	1.93	Isaiah Cozart, Eastern Ky.	4.91	Justin Bodo Bodo, High Point	2.00
							Drew Pember, UNC Asheville	2.00
Double Doubles (273 ranked)	Justin Archer	73	3	3	Vonterius Woolbright, Western Caro.	9	Taje' Kelly, Charleston So.	6
	Chandler Turner	148	6	2	Enrique Freeman, Akron	9		
Field Goal Attempts (345 ranked)	Kenyon Giles	13	1	196	Demarcus Sharp, Austin Peay	255	Kenyon Giles, Radford	196
	DaQuan Smith	100	5	161				
Field Goal Percentage (350 ranked)	Kenyon Giles	338	9	41.3	Vladislav Goldin, Fla. Atlantic	74.2	Duke Miles, High Point	59.4
Field Goals (332 ranked)	Kenyon Giles	45	3	81	Demarcus Sharp, Austin Peay	109	Duke Miles, High Point	98
	DaQuan Smith	262	10	64				
Free Throw Attempts (336 ranked)					Zach Edey, Purdue	133	Drew Pember, UNC Asheville	101
Free Throw Percentage (347 ranked)					Reese Waters, San Diego St.	100.0	Alex Timmerman, Winthrop	88.4
Free Throws (345 ranked)					Zach Edey, Purdue	102	Drew Pember, UNC Asheville	82
Minutes Per Game (350 ranked)					Ethan Taylor, Air Force	39:06	RJ Johnson, Charleston So.	31:44
Points (346 ranked)	Kenyon Giles	118	4	204	Tommy Bruner, Denver	314	Duke Miles, High Point	259
	DaQuan Smith	267	13	180				
Points Per Game (350 ranked)	Kenyon Giles	318	5	14.6	Tommy Bruner, Denver	24.2	Duke Miles, High Point	18.5
Rebounds (337 ranked)	Justin Archer	14	1	121	Drew Cisse, Western Ill.	159	Justin Archer, Radford	121
	Chandler Turner	201	11	82				
Rebounds (Defensive) Per Game (345 ranked)	Justin Archer	149	4	5.21	Vonterius Woolbright, Western Caro.	10.25	Taje' Kelly, Charleston So.	6.67
	Bryan Antoine	334	11	4.29				
Rebounds (Offensive) Per Game (300 ranked)	Justin Archer	29	1	3.43	Isaiah Cozart, Eastern Ky.	4.91	Justin Archer, Radford	3.43
	Chandler Turner	300	7	2.00				
Rebounds Per Game (342 ranked)	Justin Archer	72	2	8.6	Enrique Freeman, Akron	13.5	Taje' Kelly, Charleston So.	8.7
Steals (289 ranked)	Bryan Antoine	118	5	21	Arturo Dean, FIU	55	Walyn Napper, Longwood	26
Steals Per Game (343 ranked)	Bryan Antoine	242	5	1.50	Arturo Dean, FIU	3.93	Justin Bailey, USC Upstate	2.08
Three Point Attempts (337 ranked)	Kenyon Giles	112	5	78	Jack Gohlke, Oakland	142	Julien Soumaoro, Gardner-Webb	92
	DaQuan Smith	170	7	72				
	Bryan Antoine	254	10	65				
Three Point Percentage (111 ranked)					Koby Brea, Dayton	52.9	Fletcher Abbee, UNC Asheville	46.0
Three Pointers Per Game (350 ranked)	DaQuan Smith	263	6	2.00	Cliff Davis, Northwestern St.	4.09	Fletcher Abbee, UNC Asheville	2.86
	Bryan Antoine	308	9	1.93			Trae Benham, High Point	2.86
Total 3-point FGM (339 ranked)	Bryan Antoine	161	7	27	Jalen Blackmon, Stetson	53	Fletcher Abbee, UNC Asheville	40
	DaQuan Smith	192	9	26			Trae Benham, High Point	40
	Kenyon Giles	298	11	23				
Triple Doubles (3 ranked)					Kevin McCullar Jr., Kansas	2	Drew Pember, UNC Asheville	1
					Kevin Cross, Tulane	2		

2023-24 BIG SOUTH STANDINGS

SCHOOL	BIG SOUTH	CPCT.	OVERALL	PCT.	HOME	AWAY	NEUTRAL	L10	STREAK
Longwood	0-0	.000	12-2	.857	8-0	4-2	0-0	9-1	L1
High Point	0-0	.000	10-4	.714	7-0	1-3	2-1	8-2	W2
Radford	0-0	.000	10-4	.714	5-0	2-4	3-0	8-2	W5
UNC Asheville	0-0	.000	8-6	.571	5-1	0-3	3-2	6-4	W3
Winthrop	0-0	.000	8-6	.571	3-1	2-5	3-0	6-4	L3
Presbyterian	0-0	.000	7-7	.500	3-3	3-3	1-1	3-7	L3
Gardner-Webb	0-0	.000	5-9	.357	4-1	0-5	1-3	3-7	L3
Charleston Southern	0-0	.000	4-8	.333	4-2	0-6	0-0	3-7	W1
USC Upstate	0-0	.000	4-8	.333	2-2	2-6	0-0	4-6	L3

WEEKLY AWARDS

Big South Player of the Week

Kenyon Giles - 11/13/23

Big South Freshman of the Week

None

THE LAST TIME...

LAST TIME RADFORD...

Won by 20-29:	vs. Mount Aloysius (74-51) (2/24/21)
Won by 30-39:	vs. Eastern Mennonite (84-47) (11/12/23)
Won by 40+:	vs. Notre Dame (MD) (100-53) (11/26/23)
Won by 50+:	vs. Bridgewater College (97-46) (11/14/22)
Lost by 20-29:	at VCU (73-50) (11/15/23)
Lost by 30-39:	at UNCW (64-100) (12/17/16)
Lost by 40+:	at North Carolina (50-95) (12/4/16)
Won a 1-point game:	at West Virginia (66-65) (12/20/23)
Lost a 1-point game:	at ODU (68-69) (11/29/23)
Won in OT:	at Campbell (97-91 - 3OT) (1/19/21)
Won in OT at home:	vs. Charleston Southern (77-74) (2/1/20)
Won in OT on the road:	at Campbell (97-91 - 3OT) (1/19/21)
Won in OT at neutral site:	vs. UC Davis (72-62, OT) (12/23/17) Las Vegas, Nev.
Lost in OT:	vs. UNC Asheville (74-78) (1/22/22)
Lost in OT at home:	vs. UNC Asheville (74-78) (1/22/22)
Lost in OT on the road:	at UNC Asheville (68-76) (1/24/21)
Lost in OT at neutral site:	vs. Winthrop (58-60, OT) (3/5/13) Conway, S.C.
Played in multiple OTs:	at Campbell (97-91 - 3OT) (1/19/21)
Scored less than 50:	vs. Gardner-Webb (48) (2/9/23)
Scored less than 40:	vs. Navy (33) (11/20/21 in Greenville, S.C.)
Allowed less than 50:	vs. Eastern Mennonite (47) (11/12/23)

Scored 90-99:	at Charleston Southern (W, 90-71) (2/11/23)
Scored 100+:	vs. Notre Dame (MD) (100-53) (11/26/23)
Allowed 100+:	at UNCW (64-100) (12/17/16)
Won when scoring <50:	at Winthrop (47-46, OT) (1/18/88)
Lost when scoring 75+:	at Notre Dame (76-79) (11/10/22)
Scored 50+ in first half:	vs. Notre Dame (MD) (50) (11/26/23)
Scored 50+ in second half:	vs. Notre Dame (MD) (50) (11/26/23)
Overcame double-digit deficit:	(13 points) vs. Army (90-75) (11/20/22)
Held 10+ lead and lost:	(11 points) at ODU (68-69) (11/29/23)
2+ players with 20+ points:	at Maryland (12/29/18) Travis Fields Jr. (22) and Carlík Jones (20)
5+ players in double figures:	vs. N.C. Central (12/9/23) Antoine (16), T. Harris (15), Smith (12), Turner (12), Archer (11)
Shot .500-.599 from field:	vs. Elon (.509, 27-53) (12/3/23)
Shot .600+ from field:	vs. Notre Dame (MD) (.643) (11/26/23)
Shot under .300 from field:	vs. Navy (.236, 13-55) (11/20/21 in Greenville, S.C.)
Did not make a 3-pointer:	vs. Emory & Henry (0-15) (11/3/10)
Made 15+ 3-pointers:	at Mississippi State (15) (12/18/19)
Made 25+ free throws:	vs. Longwood (29) (1/5/19)
Recorded 50+ rebounds:	vs. Marshall (50) (11/10/23)
Had 20+ assists:	vs. Ky. Christian (21) (11/30/21)
Had 12+ steals:	vs. High Point (14) (1/21/23)
Blocked 10+ shots:	N.C. Central (10) (12/9/23)
Committed 20+ turnovers:	at Davidson (20) (12/18/21)

Committed < 5 turnovers:	vs. VMI (4) (12/12/23)
Forced 20+ turnovers:	at VCU (25) (12/14/22)
Led from start to finish:	vs. Notre Dame (MD) (100-53) (11/26/23)
Defeated a ranked opponent:	at #17 Texas (62-59) (11/30/18)
Won 10-14 in a row:	10 wins (2019-20) (1/25/20-2/29/20)
Won 15+ in a row:	19 wins (1978-79) (12/8/78-2/1/79)

LAST TIME A RADFORD PLAYER...

Scored 30+:	Bryan Antoine (30) vs. Elon (12/3/23)
Scored 20-29:	Kenyon Giles (20) at Bucknell (12/16/23)
Posted a double-double:	Justin Archer (12 pts, 11 reb) at West Virginia (12/20/23)
Led team in pts, rebs, asts:	Josiah Jeffers (16p, 6r, 3a) at High Point (1/26/22)
Made 10+ field goals:	Carlík Jones (13-of-20) vs. Charleston Southern (2/1/20)
Made 5+ 3-pointers:	DaQuan Smith (5) at Old Dominion (11/29/23)
Made 10+ free throws:	Bryan Antoine (13-for-13) vs. Elon (12/3/23)
Had 15+ rebounds:	Ed Polite Jr. (15) at Charleston Southern (2/16/19)
Had 10-14 rebounds:	Justin Archer (11 reb) at West Virginia (12/20/23)
Shot 100% from FT line:	Bryan Antoine (13-for-13) (min. 10 attempts) vs. Elon (12/3/23)
Shot 100% from field:	Shaquan Jules (7-for-7) (min. 5 attempts) vs. Mount Aloysius (2/24/21)
Had 8+ assists:	Trenton Walters (8) vs. Eastern Mennonite (11/22/23)
Had 5+ steals:	Bryan Antoine (6) at VCU (12/14/22)
Had 4+ blocks:	D'Auntray Pierce (7) vs. N.C. Central (12/9/23)
Hit a GW buzzer-beater:	Carlík Jones 3-pointer (101-98) at Hampton (2/7/19)

SEASON BREAKDOWN

RADFORD'S RECORD WHEN...

	Nichols Era	23-24
Overall	42-37	10-4
Big South	19-15	0-0
At home	23-7	5-0
On the road	12-26	2-4
At neutral sites	7-4	3-0
After a win	24-16	7-2
After a loss	17-19	3-1
In overtime	1-2	0-0
vs. ranked opponents	0-3	0-2
Winning the opening tip	27-17	6-2
Losing the opening tip	15-19	4-2
Decided by 3 points or less	8-7	1-2
Decided by 4-5 points	6-6	1-0
Decided by 6-10 points	12-12	4-0
Decided by 11-20 points	12-9	2-1
Decided by 21+ points	3-3	2-1
Leading at half	31-9	8-2
Tied at half	3-2	2-1
Trailing at half	8-25	0-0
RAD shoots 40% or better	34-21	8-3
RAD shoots less than 40%	7-16	2-1
RAD out-shoots opponent	32-7	9-2
Opp. out-shoots RAD	8-29	1-2
Opp. shoots 40% or better	25-32	5-3
Opp. shoots less than 40%	14-4	5-1
RAD out-rebounds opponent	28-15	7-3
Opp. out-rebounds RAD	12-20	3-1
Rebounds are tied	1-2	0-0
RAD has more FT attempts	23-6	5-0
Opp. has more FT attempts	14-31	5-4
RAD makes more 3-pointers	23-14	7-2
Opp. makes more 3-pointers	15-18	2-2
RAD wins turnover battle	25-14	5-0
Opp. wins turnover battle	12-20	4-4
Turnovers are tied	3-3	1-0
RAD scores 100+	4-0	1-0
RAD scores 80-99 points	13-0	4-0
RAD scores 70-79 points	8-11	3-2
RAD scores 60-69 points	17-10	2-1
RAD scores 50-59 points	2-11	0-1
RAD scores < 50 points	0-5	0-0
Opp. scores > 99 points	0-0	0-0
Opp. scores 80-99 points	1-3	0-1
Opp. scores 70-79 points	12-17	3-2
Opp. scores 60-69 points	10-13	4-1
Opp. scores 50-59 points	17-0	2-0
Opp. scores < 50 points	2-1	1-0
Playing on Monday	2-4	0-1
Playing on Tuesday	4-1	2-0
Playing on Wednesday	9-11	2-2
Playing on Thursday	3-4	0-0
Playing on Friday	2-3	1-1
Playing on Saturday	13-14	2-0
Playing on Sunday	8-0	3-0
In November	12-11	5-4
In December	8-10	5-0
In January	9-7	0-0
In February	9-7	0-0
In March	3-3	0-0
Playing during the day	23-15	7-0
Playing at night	18-22	3-4
Wearing White	24-10	5-0
Wearing Red	9-23	2-3
Wearing Blue	7-4	2-1
Wearing Grey	1-0	1-0

Starting Lineups (listed in order of positions, 1-5) W-L

9-4 | Giles, Smith, Antoine, Turner, Archer
1-0 | T. Harris, Giles, Antoine, Turner, Archer

Margin of Victory/Defeat

	1	2	3	4	5	6	7	8	9	10	11-15	16-19	20-24	25+
Wins	1	-	-	1	-	-	1	1	-	2	1	1	-	2
Losses	1	-	1	-	-	-	-	-	-	-	-	1	1	-

Most First Half Points

Radford	51	vs. EMU
Opponents	46	UNC

Fewest First Half Points

Radford	29	at West Virginia
Opponents	14	EMU

Largest Halftime Lead

Radford	37 (2x)	vs. EMU/ND (MD)
Opponents	5	UNC

Most Second Half Points

Radford	50	vs. Notre Dame (MD)
Opponents	43	Morgan State

Fewest Second Half Points

Radford	17	at VCU
Opponents	30	Notre Dame (MD)

Largest Margin of Victory

Radford	47	vs. Notre Dame (MD)
Opponents	23	VCU

MISCELLANEOUS

How 1st Points Were Scored

Layup	6
Dunk	0
Free throw	2
Mid-range jumper	3
Three-pointer	3

Scored RAD's 1st Points

Chandler Turner	4
Kenyon Giles	3
DaQuan Smith	3
Justin Archer	2
Bryan Antoine	2

First Off RAD Bench^

D'Auntray Pierce	10
Truth Harris	4
TJ NeSmith	2
Trenton Walters	1

^Includes multiple players per game

Points Leaders^

DaQuan Smith	6
Kenyon Giles	4
Bryan Antoine	2
TJ NeSmith	1
Truth Harris	1

^Includes multiple players per game

Rebounds Leaders^

Justin Archer	10
TJ NeSmith	2
Bryan Antoine	2
D'Auntray Pierce	1
Chandler Turner	1

^Includes multiple players per game

Assists Leaders^

Kenyon Giles	5
Truth Harris	4
Trenton Walters	4
DaQuan Smith	3
Bryan Antoine	1
Chandler Turner	1

^Includes multiple players per game

Steals Leaders^

Bryan Antoine	5
Truth Harris	4
Kenyon Giles	4
DaQuan Smith	3
Chandler Turner	2
D'Auntray Pierce	1
Justin Archer	1
Kyle Burns	1

^Includes multiple players per game

Blocks Leaders^

D'Auntray Pierce	10
Bryan Antoine	3
TJ NeSmith	2
Justin Archer	2
Truth Harris	1
Kyle Burns	1
DaQuan Smith	1
Chandler Turner	1

^Includes multiple players per game

10+ Points^

Kenyon Giles	12
DaQuan Smith	10
Chandler Turner	8
Bryan Antoine	7
Truth Harris	6

Justin Archer	5
TJ NeSmith	3
Trenton Walters	1
Kyle Burns	1

^Includes multiple players per game

20+ Points

DaQuan Smith	3
Kenyon Giles	2
Bryan Antoine	1

30+ Points

Bryan Antoine	1
---------------	---

10+ Rebounds

Justin Archer	5
Chandler Turner	2

15+ Rebounds

-	-
---	---

20+ Rebounds

-	-
---	---

5+ Assists

Kenyon Giles	3
Trenton Walters	2
Truth Harris	1

10+ Assists

-	-
---	---

5+ Steals

-	-
---	---

3+ Blocks

D'Auntray Pierce	3
------------------	---

Double-Doubles	Sea	Car
Justin Archer	3	7
Chandler Turner	2	5

Games Started	Sea	Car
DaQuan Smith	13	86
Bryan Antoine	14	45
Justin Archer	14	39
Chandler Turner	14	39
Kenyon Giles	14	20
Truth Harris	1	1

2023-24 RADFORD COMBINED STATS

Game Records

Record	Overall	Home	Away	Neutral
ALL GAMES	10-4	5-0	2-4	3-0
CONFERENCE	0-0	0-0	0-0	0-0
NON-CONFERENCE	10-4	5-0	2-4	3-0

Score by Periods

Team	1st	2nd	OT	TOT
Radford	539	506	0	1045
Opponents	428	508	0	936

Team Box Score

No.	Player				Total		3-Point		F-Throw		Rebounds											
		GP-GS	MIN	AVG	FG-FGA	FG%	3FG-3FGA	3FG%	FT-FTA	FT%	OFF	DEF	TOT	AVG	PF	DQ	A	TO	BLK	STL	PTS	AVG
3	GILES, Kenyon	14-14	428:43	30.6	81-196	.413	23-78	.295	19-21	.905	3	20	23	1.6	21	0	38	27	1	16	204	14.6
1	SMITH, DaQuan	13-13	382:09	29.4	64-161	.398	26-72	.361	26-34	.765	2	38	40	3.1	22	0	27	18	3	15	180	13.8
14	ANTOINE, Bryan	14-14	370:01	26.4	46-118	.390	27-65	.415	31-34	.912	3	60	63	4.5	24	0	22	22	10	21	150	10.7
10	TURNER, Chandler	14-14	388:08	27.7	53-94	.564	17-30	.567	10-11	.909	28	54	82	5.9	28	0	16	16	3	9	133	9.5
23	NESMITH, TJ	7-0	113:05	16.2	24-32	.750	1-1	1.000	13-17	.765	7	27	34	4.9	15	0	3	11	2	1	62	8.9
0	ARCHER, Justin	14-14	394:11	28.2	46-62	.742	0-0	.000	25-41	.610	48	73	121	8.6	33	1	8	17	6	5	117	8.4
4	HARRIS, Truth	14-1	254:19	18.2	34-66	.515	10-23	.435	32-47	.681	4	27	31	2.2	32	0	24	15	3	11	110	7.9
21	PIERCE, D'Aunray	14-0	225:17	16.1	14-23	.609	0-0	.000	8-17	.471	27	33	60	4.3	33	1	5	15	27	3	36	2.6
11	BURNS, Kyle	9-0	74:51	8.3	9-31	.290	4-13	.308	0-0	.000	0	9	9	1.0	9	0	2	4	1	3	22	2.4
2	WALTERS, Trenton	14-0	121:08	8.7	8-32	.250	5-13	.385	10-11	.909	1	7	8	0.6	17	0	26	10	0	2	31	2.2
25	CASTLEBERRY, Hunter	4-0	27:17	6.8	0-3	.000	0-2	.000	0-0	.000	0	0	0	0.0	1	0	1	1	0	0	0	0.0
34	VIDOR, David	3-0	20:50	6.9	0-4	.000	0-0	.000	0-0	.000	2	4	6	2.0	2	0	1	1	1	0	0	0.0
Team											29	28	57					7				
Total		14	2800		379-822	.461	113-297	.380	174-233	.747	154	380	534	38.1	237	2	173	164	57	86	1045	74.6
Opponents		14	2800		329-825	.399	89-315	.283	189-264	.716	156	314	470	33.6	228	8	148	148	39	77	936	66.9

Team Statistics

	RAD	OPP
Scoring	1045	936
Points per game	74.6	66.9
Scoring margin	+7.8	-
Field goals-att	379-822	329-825
Field goal pct	.461	.399
3 point fg-att	113-297	89-315
3-point FG pct	.380	.283
3-pt FG made per game	8.1	6.4
Free throws-att	174-233	189-264
Free throw pct	.747	.716
F-Throws made per game	12.4	13.5
Rebounds	534	470
Rebounds per game	38.1	33.6
Rebounding margin	+4.6	-
Assists	173	148
Assists per game	12.4	10.6
Turnovers	164	148
Turnovers per game	11.7	10.6
Turnover margin	-1.1	-
Assist/turnover ratio	1.1	1.0
Steals	86	77
Steals per game	6.1	5.5
Blocks	57	39
Blocks per game	4.1	2.8
Winning streak	5	-
Home win streak	5	-
Attendance	5819	47593
Home games-Avg/Game	5-1164	6-7932
Neutral site-Avg/Game	-	3-440

Team Results

Date	Opponent		Score	Att.
11/06/2023	at North Carolina	L	70-86	17331
11/10/2023	vs Marshall	W	66-62	1013
11/12/2023	East. Mennonite	W	84-47	1218
11/15/2023	at VCU	L	50-73	7045
11/17/2023	at James Madison	L	73-76	8014
11/21/2023	vs Morgan St.	W	82-72	107
11/22/2023	vs Northern Colo.	W	79-68	200
11/26/2023	Notre Dame (MD)	W	100-53	835
11/29/2023	at Old Dominion	L	68-69	5292
12/03/2023	Elon	W	82-72	1514
12/09/2023	N.C. Central	W	82-74	839
12/12/2023	VMI	W	73-56	1413
12/16/2023	at Bucknell	W	70-63	892
12/20/2023	at West Virginia	W	66-65	9019

2023-24 RADFORD TEAM GAME-BY-GAME

				Total		3-Pointers		Free throws		Rebounds											
Opponent	Date	Score		FG-FGA	PCT	3FG-3FGA	PCT	FT-FTA	PCT	OFF	DEF	TOT	AVG	PF	A	TO	BLK	STL	PTS	AVG	
at North Carolina	11/06/2023	70-86	L	28-66	.424	5-21	.238	9-10	.900	11	23	34	34.0	21	5	12	3	8	70	70.0	
vs Marshall	11/10/2023	66-62	W	23-61	.377	9-25	.360	11-18	.611	15	35	50	42.0	20	12	15	5	4	66	68.0	
East. Mennonite	11/12/2023	84-47	W	32-55	.582	7-18	.389	13-18	.722	10	34	44	42.7	12	17	14	5	10	84	73.3	
at VCU	11/15/2023	50-73	L	18-54	.333	4-18	.222	10-17	.588	12	22	34	40.5	19	5	17	2	7	50	67.5	
at James Madison	11/17/2023	73-76	L	30-59	.508	7-19	.368	6-8	.750	11	26	37	39.8	18	12	17	0	6	73	68.6	
vs Morgan St.	11/21/2023	82-72	W	30-60	.500	11-17	.647	11-18	.611	9	27	36	39.2	16	11	11	3	6	82	70.8	
vs Northern Colo.	11/22/2023	79-68	W	29-62	.468	7-20	.350	14-17	.824	9	28	37	38.9	13	11	9	2	9	79	72.0	
Notre Dame (MD)	11/26/2023	100-53	W	36-56	.643	12-23	.522	16-17	.941	7	37	44	39.5	16	19	12	4	3	100	75.5	
at Old Dominion	11/29/2023	68-69	L	24-60	.400	11-24	.458	9-12	.750	14	25	39	39.4	18	16	15	7	4	68	74.7	
Elon	12/03/2023	82-72	W	27-53	.509	7-15	.467	21-30	.700	11	20	31	38.6	22	11	9	2	5	82	75.4	
N.C. Central	12/09/2023	82-74	W	26-55	.473	8-22	.364	22-26	.846	14	29	43	39.0	16	15	14	10	5	82	76.0	
VMI	12/12/2023	73-56	W	26-57	.456	9-20	.450	12-19	.632	7	21	28	38.1	12	14	4	5	5	73	75.8	
at Bucknell	12/16/2023	70-63	W	25-57	.439	9-26	.346	11-11	1.000	12	19	31	37.5	17	15	8	5	9	70	75.3	
at West Virginia	12/20/2023	66-65	W	25-67	.373	7-29	.241	9-12	.750	12	34	46	38.1	17	10	7	4	5	66	74.6	
Total		1045		379-822	.461	113-297	.380	174-233	.747	154	380	534	38.1	237	173	164	57	86	1045	74.6	
Opponents		936		329-825	.399	89-315	.283	189-264	.716	156	314	470	33.6	228	148	148	39	77	936	66.9	

Radford Averages

Games Played	Points/game	FG Pct	3FG Pct	FT Pct	Rebounds/game	Assists/game	Turnovers/game	Assist/Turnover ratio	Steals/game	Blocks/game
14	74.6	46.1	38.0	74.7	38.1	12.4	11.7	1.1	6.1	4.1

JUSTIN ARCHER

Junior :: Forward :: 6-7 :: 205
North Brunswick, N.J. :: Florida Southwestern



PLAYER NOTES

- Played in 32 games, including 25 starts in 2022-23 - his first season at Radford
- Averaged 7.7 points and 7.0 rebounds per contest while shooting 63.1% (94-149) from the field
- Ranked 22nd in the entire nation with 3.34 offensive rebounds per game
- Posted four double-doubles and pulled down 10+ rebounds in 10 games
- Named Big South Player of the Week on Jan. 23 2023
- Transferred to Radford from Florida Southwestern prior to the 2022-23 season

SINGLE-GAME HIGHS

Statistic	Value	
Points	18	vs High Point 01/21/23
Rebounds	14	vs Campbell 02/25/23, vs Marshall 11/10/23
Assists	3	vs Notre Dame (MD) 11/26/23
Steals	3	vs Army West Point 11/20/22, vs Longwood 01/26/23
Blocks	2	7 times
FG Made	8	vs High Point 01/21/23
FG Attempts	9	at Gardner-Webb 01/07/23, vs High Point 01/21/23
FT Made	5	at USC Upstate 01/28/23, vs Campbell 02/25/23, vs N.C. Central 12/09/23
FT Attempts	9	at USC Upstate 01/28/23

2023-24 GAME-BY-GAME & AVERAGES

Opponent	Date	GS	MIN	Total FG-FGA	PCT	3-Pointers 3FG-3FGA	PCT	Free throws FT-FTA	PCT	Rebounds OFF DEF TOT	AVG	PF	A	TO	BLK	STL	PTS	AVG
at North Carolina	11/06/2023	*	23:02	2-3	.667	0-0	.000	2-2	1.000	1 8	9 9.0	4 0	1 0	0 0	0 0	6 6.0		
vs Marshall	11/10/2023	*	34:26	3-7	.429	0-0	.000	2-6	.333	6 8	14 11.5	4 0	2 1	0 0	0 0	8 7.0		
East. Mennonite	11/12/2023	*	15:22	2-3	.667	0-0	.000	0-0	.000	2 3	5 9.3	1 1	3 2	0 0	4 6.0			
at VCU	11/15/2023	*	31:06	3-3	1.000	0-0	.000	0-1	.000	3 6	9 9.3	2 0	1 0	0 1	0 1	6 6.0		
at James Madison	11/17/2023	*	32:30	6-7	.857	0-0	.000	2-3	.667	3 4	7 8.8	0 0	2 0	0 0	0 0	14 7.6		
vs Morgan St.	11/21/2023	*	31:04	6-7	.857	0-0	.000	0-2	.000	2 8	10 9.0	1 0	0 0	0 0	0 0	12 8.3		
vs Northern Colo.	11/22/2023	*	28:54	1-2	.500	0-0	.000	4-5	.800	2 5	7 8.7	3 1	0 0	0 2	0 2	6 8.0		
Notre Dame (MD)	11/26/2023	*	22:29	4-4	1.000	0-0	.000	0-0	.000	2 4	6 8.4	2 3	1 0	0 1	0 1	8 8.0		
at Old Dominion	11/29/2023	*	33:30	2-4	.500	0-0	.000	2-4	.500	6 4	10 8.6	2 1	1 0	0 0	0 0	6 7.8		
Elon	12/03/2023	*	28:15	5-7	.714	0-0	.000	2-3	.667	6 5	11 8.8	2 0	2 1	0 0	0 12	8.2		
N.C. Central	12/09/2023	*	18:35	3-3	1.000	0-0	.000	5-7	.714	6 1	7 8.6	4 0	2 0	0 0	0 0	11 8.5		
VMI	12/12/2023	*	33:05	3-4	.750	0-0	.000	1-3	.333	3 5	8 8.6	1 2	0 1	0 0	0 7	8.3		
at Bucknell	12/16/2023	*	26:37	2-3	.667	0-0	.000	1-1	1.000	2 5	7 8.5	5 0	1 1	1 1	1 5	8.1		
at West Virginia	12/20/2023	*	35:16	4-5	.800	0-0	.000	4-4	1.000	4 7	11 8.6	2 0	1 0	0 0	0 12	8.4		
Totals			14	394:11	46-62	.742	0-0	.000	25-41	.610	48 73	121 8.6	33 8	17 6	5 5	117 8.4		

Player Averages

Games Played	Minutes/game	Points/game	FG Pct	3FG Pct	FT Pct	Rebounds/game	Assists/game	Turnovers/game	Assist/Turnover ratio	Steals/game	Blocks/game
14	28.2	8.4	74.2	0.0	61.0	8.6	0.6	1.2	0.5	0.4	0.4

CAREER STATISTICS

SEASON	TEAM	GP-GS	MIN/AVG	Field Goals FG-FGA FG%	3-Point 3FG-3FGA 3FG%	F-Throws FT-FTA FT%	Rebounds OFF DEF TOT AVG	PF-FO	A	TO	BLK	STL	PTS	AVG
2022-23	Rad	32-25	756/23.6	94-149 .631	0-0 .000	57-91 .626	107 117 224 7.0	74-0	18	37	20	15	245	7.7
2023-24	Rad	14-14	394/28.2	46-62 .742	0-0 .000	25-41 .610	48 73 121 8.6	33-1	8	17	6	5	117	8.4
TOTAL		46-39	1150/25.0	140-211 .664	0-0 .000	82-132 .621	155 190 345 7.5	107-1	26	54	26	20	362	7.9

1 DAQUAN SMITH ▶

Redshirt Senior :: Guard :: 6-2 :: 195
Holly Springs, Miss. :: Murray State



PLAYER NOTES

- Voted onto the 2023-24 Preseason All-Big South First Team
- Named 2022-23 All-Big Second Team, VaSID Second Team All-State, and NABC All-District 3 Second Team
- Played in all 36 games, making 35 starts
- Led the Highlanders with 13.9 points on 30.6 minutes played per game
- Shot 40.4% (80-198) from three-point range, tying for the 10th-most threes made in a single season in program history
- Transferred to Radford from Murray State where he was recruited and coached by now-Highlanders assistant coach Shane Nichols
- Appeared in 33 games for the Racers during the 2021-22 season, averaging 3.5 points per game
- Helped lead Murray State to a 31-3 record, an Ohio Valley Conference Tournament championship, and an appearance in the NCAA Tournament Second Round

SINGLE-GAME HIGHS

Statistic	Value	
Points	24	vs Winthrop 02/04/23
Rebounds	7	4 times
Assists	9	vs Middle Tenn. 12/07/19
Steals	4	vs Tenn. Wesleyan 12/15/21, vs East. Mennonite 11/12/23
Blocks	2	at Eastern Ill. 01/17/22, vs Presbyterian 12/31/22, at Campbell 01/18/23
FG Made	9	vs Winthrop 02/04/23, vs Northern Colo. 11/22/23
FG Attempts	24	vs Northern Colo. 11/22/23
3FG Made	5	6 times
3FG Attempts	12	vs Winthrop 02/04/23
FT Made	6	at Presbyterian 02/01/23
FT Attempts	7	4 times

2023-24 GAME-BY-GAME & AVERAGES

Opponent	Date	GS	MIN	Total		3-Pointers		Free throws		Rebounds				PF	A	TO	BLK	STL	PTS	AVG
				FG-FGA	PCT	3FG-3FGA	PCT	FT-FTA	PCT	OFF	DEF	TOT	AVG							
at North Carolina	11/06/2023	*	30:30	7-13	.538	3-7	.429	1-1	1.000	0	4	4	4.0	0	1	2	0	1	18	18.0
vs Marshall	11/10/2023	*	34:07	4-14	.286	3-9	.333	1-2	.500	0	3	3	3.5	1	1	1	0	0	12	15.0
East. Mennonite	11/12/2023	*	14:45	3-6	.500	1-3	.333	1-1	1.000	0	3	3	3.3	0	0	0	0	4	8	12.7
at VCU	11/15/2023	*	28:51	3-14	.214	0-3	.000	5-7	.714	0	3	3	3.3	3	1	2	0	2	11	12.3
at James Madison	11/17/2023	*	34:19	8-13	.615	2-5	.400	2-3	.667	1	3	4	3.4	3	3	0	0	1	20	13.8
vs Morgan St.	11/21/2023	*	21:58	2-7	.286	1-2	.500	0-0	.000	0	2	2	3.2	4	3	2	1	0	5	12.3
vs Northern Colo.	11/22/2023	*	29:39	9-24	.375	4-11	.364	0-0	.000	1	5	6	3.6	1	4	1	0	1	22	13.7
at Old Dominion	11/29/2023	*	28:17	7-13	.538	5-8	.625	2-2	1.000	0	0	0	3.1	2	1	6	1	1	21	14.6
Elon	12/03/2023	*	23:33	1-4	.250	0-1	.000	1-3	.333	0	2	2	3.0	4	1	2	0	0	3	13.3
N.C. Central	12/09/2023	*	34:21	3-8	.375	2-4	.500	4-4	1.000	0	2	2	2.9	0	4	0	1	3	12	13.2
VMI	12/12/2023	*	33:12	6-16	.375	2-6	.333	5-7	.714	0	3	3	2.9	0	3	1	0	0	19	13.7
at Bucknell	12/16/2023	*	34:23	3-10	.300	1-3	.333	4-4	1.000	0	4	4	3.0	2	2	1	0	1	11	13.5
at West Virginia	12/20/2023	*	34:14	8-19	.421	2-10	.200	0-0	.000	0	4	4	3.1	2	3	0	0	1	18	13.8
Totals		13	382:09	64-161	.398	26-72	.361	26-34	.765	2	38	40	3.1	22	27	18	3	15	180	13.8

Player Averages

Games Played	Minutes/game	Points/game	FG Pct	3FG Pct	FT Pct	Rebounds/game	Assists/game	Turnovers/game	Assist/Turnover ratio	Steals/game	Blocks/game
13	29.4	13.8	39.8	36.1	76.5	3.1	2.1	1.4	1.5	1.2	0.2

CAREER STATISTICS

SEASON	TEAM	GP-GS	MIN/AVG	Field Goals		3-Point		F-Throws		Rebounds				Scoring						
				FG-FGA	FG%	3FG-3FGA	3FG%	FT-FTA	FT%	OFF	DEF	TOT	AVG	PF-FO	A	TO	BLK	STL	PTS	AVG
2018-19	MUR	3-0	14/4.7	1-7	.143	1-3	.333	0-0	.000	0	0	0	0.0	1-0	1	2	0	0	3	1.0
2019-20	MUR	32-30	892/27.9	85-238	.357	45-138	.326	14-21	.667	8	86	94	2.9	52-3	110	64	5	21	229	7.2
2020-21	MUR	25-8	417/16.7	41-94	.436	18-58	.310	12-16	.750	8	25	33	1.3	31-1	34	18	5	12	112	4.5
2021-22	MUR	33-0	423/12.8	39-102	.382	23-71	.324	13-16	.813	11	29	40	1.2	42-0	7	17	7	12	114	3.5
2022-23	Rad	36-35	1103/30.6	184-430	.428	80-198	.404	54-64	.844	18	99	117	3.3	54-0	60	82	11	36	502	13.9
2023-24	Rad	13-13	382/29.4	64-161	.398	26-72	.361	26-34	.765	2	38	40	3.1	22-0	27	18	3	15	180	13.8
TOTAL FOR Rad		49-48	1485/30.3	248-591	.420	106-270	.393	80-98	.816	20	137	157	3.2	76-0	87	100	14	51	682	13.9
TOTAL		142-86	3231/22.8	414-1032	.401	193-540	.357	119-151	.788	47	277	324	2.3	202-4	239	201	31	96	1140	8.0

2 TRENTON WALTERS ▶

Freshman :: Guard :: 5-9 :: 150
Frisco, Texas :: La Lumiere School



PLAYER NOTES

- Played three seasons at Liberty High School
- Played his senior season at La Lumiere School for coach Patrick Holmes... Also played for the John Lucas Elite (JL3) on the Nike EYBL circuit
- Was a unanimous First Team All-District selection at Liberty HS
- Eclipsed the 1,000-point scoring mark in his high school career

SINGLE-GAME HIGHS

Statistic	Value	
Points	12	vs Notre Dame (MD) 11/26/23
Rebounds	3	vs East. Mennonite 11/12/23
Assists	8	vs East. Mennonite 11/12/23
Steals	1	at North Carolina 11/06/23, vs Morgan St. 11/21/23
FG Made	4	vs Notre Dame (MD) 11/26/23
FG Attempts	5	vs East. Mennonite 11/12/23, at Old Dominion 11/29/23
3FG Made	2	vs Notre Dame (MD) 11/26/23
3FG Attempts	3	at Old Dominion 11/29/23
FT Made	2	5 times
FT Attempts	2	5 times

2023-24 GAME-BY-GAME & AVERAGES

Opponent	Date	GS	MIN	Total		3-Pointers		Free throws		Rebounds				PF	A	TO	BLK	STL	PTS	AVG
				FG-FGA	PCT	3FG-3FGA	PCT	FT-FTA	PCT	OFF	DEF	TOT	AVG							
at North Carolina	11/06/2023		09:58	0-1	.000	0-0	.000	0-0	.000	0	0	0	0.0	1	0	0	0	1	0	0.0
vs Marshall	11/10/2023		09:21	0-4	.000	0-1	.000	2-2	1.000	0	1	1	0.5	1	1	0	0	0	2	1.0
East. Mennonite	11/12/2023		27:22	2-5	.400	1-2	.500	2-2	1.000	0	3	3	1.3	0	8	1	0	0	7	3.0
at VCU	11/15/2023		12:21	0-2	.000	0-1	.000	0-0	.000	0	0	0	1.0	2	1	3	0	0	0	2.3
at James Madison	11/17/2023		05:01	0-4	.000	0-2	.000	0-0	.000	1	0	1	1.0	1	1	0	0	0	0	1.8
vs Morgan St.	11/21/2023		09:12	1-2	.500	1-1	1.000	2-2	1.000	0	0	0	0.8	1	4	1	0	1	5	2.3
vs Northern Colo.	11/22/2023		01:16	0-0	.000	0-0	.000	0-0	.000	0	0	0	0.7	1	1	0	0	0	0	2.0
Notre Dame (MD)	11/26/2023		14:44	4-4	1.000	2-2	1.000	2-2	1.000	0	2	2	0.9	4	5	4	0	0	12	3.3
at Old Dominion	11/29/2023		10:23	1-5	.200	1-3	.333	0-0	.000	0	1	1	0.9	1	1	0	0	0	3	3.2
Elon	12/03/2023		04:14	0-0	.000	0-0	.000	0-1	.000	0	0	0	0.8	2	3	0	0	0	0	2.9
N.C. Central	12/09/2023		05:36	0-1	.000	0-0	.000	2-2	1.000	0	0	0	0.7	1	0	1	0	0	2	2.8
VMI	12/12/2023		07:53	0-3	.000	0-0	.000	0-0	.000	0	0	0	0.7	1	1	0	0	0	0	2.6
at Bucknell	12/16/2023		03:02	0-1	.000	0-1	.000	0-0	.000	0	0	0	0.6	0	0	0	0	0	0	2.4
at West Virginia	12/20/2023		00:45	0-0	.000	0-0	.000	0-0	.000	0	0	0	0.6	1	0	0	0	0	0	2.2
Totals		0	121:08	8-32	.250	5-13	.385	10-11	.909	1	7	8	0.6	17	26	10	0	2	31	2.2

Player Averages

Games Played	Minutes/ game	Points/ game	FG Pct	3FG Pct	FT Pct	Rebounds/ game	Assists/ game	Turnovers/ game	Assist/Turnover ratio	Steals/ game	Blocks/ game
14	8.7	2.2	25.0	38.5	90.9	0.6	1.9	0.7	2.6	0.1	0.0

CAREER STATISTICS

				Field Goals		3-Point		F-Throws		Rebounds				Scoring						
SEASON	TEAM	GP-GS	MIN/AVG	FG-FGA	FG%	3FG-3FGA	3FG%	FT-FTA	FT%	OFF	DEF	TOT	AVG	PF-FO	A	TO	BLK	STL	PTS	AVG
2023-24	Rad	14-0	121/8.7	8-32	.250	5-13	.385	10-11	.909	1	7	8	0.6	17-0	26	10	0	2	31	2.2
TOTAL		14-0	121/8.7	8-32	.250	5-13	.385	10-11	.909	1	7	8	0.6	17-0	26	10	0	2	31	2.2

3 KENYON GILES ▶

Sophomore :: Guard :: 5-11 :: 165
Chesapeake, Va. :: Silverado HS (in Las Vegas)



PLAYER NOTES

- Named Big South Player of the Week on Nov. 13 2023

- Big South All-Freshman Team selection in 2022-23

- Was named Big South Freshman of the Week four times

- Played in all 36 games while making six starts

- Averaged 8.4 points, 1.3 rebounds and 1.0 assists per game

- Also tallied 33 steals

- Ranked third on the team with 45 made three-pointers

- Scored double figures in his first five career games, including 20 points at Notre Dame... Dropped a season-high 21 points at VMI on Dec. 10

SINGLE-GAME HIGHS

Statistic	Value	
Points	22	vs Marshall 11/10/23
Rebounds	6	at Old Dominion 11/29/23
Assists	7	at Old Dominion 11/29/23
Steals	5	vs Bridgewater (VA) 11/14/22
Blocks	1	at Notre Dame 11/10/22, at VMI 12/10/22, at Bucknell 12/16/23
FG Made	8	5 times
FG Attempts	22	vs Marshall 11/10/23
3FG Made	4	at Notre Dame 11/10/22, at VMI 12/10/22, at Bucknell 12/16/23
3FG Attempts	12	vs Campbell 02/25/23
FT Made	5	vs Charleston So. 01/14/23, vs Marshall 11/10/23
FT Attempts	6	vs Charleston So. 01/14/23

2023-24 GAME-BY-GAME & AVERAGES

Opponent	Date	GS	MIN	Total		3-Pointers		Free throws		Rebounds				PF		A		TO		BLK		STL		PTS		AVG
				FG-FGA	PCT	3FG-3FGA	PCT	FT-FTA	PCT	OFF	DEF	TOT	AVG	PF	A	TO	BLK	STL	PTS							
at North Carolina	11/06/2023	*	30:29	8-17	.471	1-5	.200	1-1	1.000	1	1	2	2.0	2	1	1	0	0	18	18.0						
vs Marshall	11/10/2023	*	33:13	8-22	.364	1-7	.143	5-5	1.000	0	1	1	1.5	2	5	0	0	1	22	20.0						
East. Mennonite	11/12/2023	*	13:43	6-8	.750	1-2	.500	0-0	.000	0	3	3	2.0	1	3	4	0	3	13	17.7						
at VCU	11/15/2023	*	31:45	8-20	.400	2-8	.250	1-1	1.000	0	0	0	1.5	1	2	1	0	1	19	18.0						
at James Madison	11/17/2023	*	36:34	7-13	.538	1-4	.250	0-0	.000	0	1	1	1.4	2	1	6	0	1	15	17.4						
vs Morgan St.	11/21/2023	*	31:51	8-18	.444	2-4	.500	0-0	.000	1	1	2	1.5	2	2	2	0	2	18	17.5						
vs Northern Colo.	11/22/2023	*	30:37	4-10	.400	1-4	.250	2-2	1.000	0	2	2	1.6	0	1	1	0	1	11	16.6						
Notre Dame (MD)	11/26/2023	*	23:17	6-10	.600	3-5	.600	2-2	1.000	0	0	0	1.4	1	4	2	0	0	17	16.6						
at Old Dominion	11/29/2023	*	31:30	3-13	.231	2-7	.286	0-0	.000	0	6	6	1.9	1	7	3	0	1	8	15.7						
Elon	12/03/2023	*	32:05	4-14	.286	1-4	.250	1-2	.500	0	0	0	1.7	3	2	2	0	0	10	15.1						
N.C. Central	12/09/2023	*	33:10	3-10	.300	0-5	.000	2-2	1.000	0	1	1	1.6	3	5	0	0	0	8	14.5						
VMI	12/12/2023	*	33:22	5-13	.385	2-6	.333	1-2	.500	0	3	3	1.8	1	3	2	0	2	13	14.3						
at Bucknell	12/16/2023	*	32:52	6-14	.429	4-9	.444	4-4	1.000	0	0	0	1.6	1	1	2	1	3	20	14.8						
at West Virginia	12/20/2023	*	34:15	5-14	.357	2-8	.250	0-0	.000	1	1	2	1.6	1	1	1	0	1	12	14.6						
Totals		14	428:43	81-196	.413	23-78	.295	19-21	.905	3	20	23	1.6	21	38	27	1	16	204	14.6						

Player Averages

Games Played	Minutes/ game	Points/ game	FG Pct	3FG Pct	FT Pct	Rebounds/ game	Assists/ game	Turnovers/ game	Assist/Turnover ratio	Steals/ game	Blocks/ game
14	30.6	14.6	41.3	29.5	90.5	1.6	2.7	1.9	1.4	1.1	0.1

CAREER STATISTICS

				Field Goals		3-Point		F-Throws		Rebounds										Scoring	
SEASON	TEAM	GP-GS	MIN/AVG	FG-FGA	FG%	3FG-3FGA	3FG%	FT-FTA	FT%	OFF	DEF	TOT	AVG	PF-FO	A	TO	BLK	STL	PTS	AVG	
2022-23	Rad	36-6	788/21.9	112-298	.376	45-138	.326	34-40	.850	9	37	46	1.3	47-0	37	27	2	33	303	8.4	
2023-24	Rad	14-14	429/30.6	81-196	.413	23-78	.295	19-21	.905	3	20	23	1.6	21-0	38	27	1	16	204	14.6	
TOTAL		50-20	1217/24.3	193-494	.391	68-216	.315	53-61	.869	12	57	69	1.4	68-0	75	54	3	49	507	10.1	

4 TRUTH HARRIS ▶

Junior :: Guard :: 6-2 :: 180
Mount Vernon, N.Y. :: Indian Hills CC



PLAYER NOTES

- Ranked as the No. 57 JUCO player in the nation by jucorecruiting.com

- Played at national JUCO powerhouse Indian Hills Community College

- Averaged 9.4 points, 2.3 rebounds, 2.2 assists and 1.6 steals per game while starting 16 of 34 games played

- Shot 41.0% from the field, 37.6% from three and 78.4% at the free throw line

- Helped the Warriors reach the JUCO National Tournament with his very best performance coming in a 37-point outburst with seven three-pointers against No. 9 Dodge City

SINGLE-GAME HIGHS

Statistic	Value	
Points	18	vs Notre Dame (MD) 11/26/23
Rebounds	4	vs Morgan St. 11/21/23, vs Notre Dame (MD) 11/26/23
Assists	5	at Bucknell 12/16/23
Steals	3	at North Carolina 11/06/23
Blocks	1	at North Carolina 11/06/23, vs VMI 12/12/23, at West Virginia 12/20/23
FG Made	5	vs Notre Dame (MD) 11/26/23, vs N.C. Central 12/09/23
FG Attempts	8	vs Notre Dame (MD) 11/26/23, vs N.C. Central 12/09/23, vs VMI 12/12/23
3FG Made	3	vs Morgan St. 11/21/23
3FG Attempts	4	vs Morgan St. 11/21/23, at West Virginia 12/20/23
FT Made	8	vs Notre Dame (MD) 11/26/23
FT Attempts	9	vs East. Mennonite 11/12/23, vs Notre Dame (MD) 11/26/23

2023-24 GAME-BY-GAME & AVERAGES

Opponent	Date	GS	MIN	Total		3-Pointers		Free throws		Rebounds				PF	A	TO	BLK	STL	PTS	AVG
				FG-FGA	PCT	3FG-3FGA	PCT	FT-FTA	PCT	OFF	DEF	TOT	AVG							
at North Carolina	11/06/2023		21:53	2-5	.400	0-0	.000	3-4	.750	0	3	3	3.0	3	1	2	1	3	7	7.0
vs Marshall	11/10/2023		11:33	1-2	.500	1-2	.500	0-0	.000	1	0	1	2.0	4	0	3	0	1	3	5.0
East. Mennonite	11/12/2023		20:25	2-3	.667	0-1	.000	6-9	.667	1	2	3	2.3	2	1	0	0	0	10	6.7
at VCU	11/15/2023		12:04	1-3	.333	0-1	.000	1-2	.500	1	0	1	2.0	0	0	0	0	0	3	5.8
at James Madison	11/17/2023		11:12	1-3	.333	0-1	.000	0-0	.000	0	3	3	2.2	2	2	2	0	1	2	5.0
vs Morgan St.	11/21/2023		19:30	4-6	.667	3-4	.750	0-3	.000	1	3	4	2.5	3	0	0	0	2	11	6.0
vs Northern Colo.	11/22/2023		24:03	3-6	.500	1-2	.500	2-2	1.000	0	3	3	2.6	1	2	1	0	1	9	6.4
Notre Dame (MD)	11/26/2023	*	22:31	5-8	.625	0-1	.000	8-9	.889	0	4	4	2.8	1	3	0	0	1	18	7.9
at Old Dominion	11/29/2023		07:11	1-3	.333	0-0	.000	0-0	.000	0	0	0	2.4	4	1	1	0	0	2	7.2
Elon	12/03/2023		21:20	3-3	1.000	2-2	1.000	3-4	.750	0	1	1	2.3	4	1	1	0	0	11	7.6
N.C. Central	12/09/2023		19:04	5-8	.625	1-2	.500	4-5	.800	0	3	3	2.4	2	0	2	0	1	15	8.3
VMI	12/12/2023		28:14	3-8	.375	1-2	.500	3-5	.600	0	3	3	2.4	1	4	0	1	1	10	8.4
at Bucknell	12/16/2023		15:35	1-3	.333	0-1	.000	0-0	.000	0	0	0	2.2	3	5	1	0	0	2	7.9
at West Virginia	12/20/2023		19:44	2-5	.400	1-4	.250	2-4	.500	0	2	2	2.2	2	4	2	1	0	7	7.9
Totals		1	254:19	34-66	.515	10-23	.435	32-47	.681	4	27	31	2.2	32	24	15	3	11	110	7.9

Player Averages

Games Played	Minutes/ game	Points/ game	FG Pct	3FG Pct	FT Pct	Rebounds/ game	Assists/ game	Turnovers/ game	Assist/Turnover ratio	Steals/ game	Blocks/ game
14	18.2	7.9	51.5	43.5	68.1	2.2	1.7	1.1	1.6	0.8	0.2

CAREER STATISTICS

				Field Goals		3-Point		F-Throws		Rebounds									Scoring	
SEASON	TEAM	GP-GS	MIN/AVG	FG-FGA	FG%	3FG-3FGA	3FG%	FT-FTA	FT%	OFF	DEF	TOT	AVG	PF-FO	A	TO	BLK	STL	PTS	AVG
2023-24	Rad	14-1	254/18.2	34-66	.515	10-23	.435	32-47	.681	4	27	31	2.2	32-0	24	15	3	11	110	7.9
TOTAL		14-1	254/18.2	34-66	.515	10-23	.435	32-47	.681	4	27	31	2.2	32-0	24	15	3	11	110	7.9

5 JOSIAH HARRIS ▶

Junior :: Forward :: 6-8 :: 220
Wilmington, Del. :: St. Francis Brooklyn



PLAYER NOTES

- Played in and started 29 games
- Averaged 9.2 points, 8.8 rebounds, 1.0 assists and 1.3 blocks per contest.
- Amongst all players in the Northeast Conference (NEC), he ranked third in rebounding and second in blocks, while remaining top-100 in the nation in total rebounds, rebounds per game, offensive rebounds, defensive rebounds and blocks per game
- With 14 games scoring in double figures, including a season-high 20 points against Wagner, Harris tallied eight double-doubles last season – good for 87th-best in the nation... Ended the year shooting 44.2% (106-240) from the field and 71.4% (50-70) at the free throw line

SINGLE-GAME HIGHS

Statistic	Value	
Points	20	vs Wagner 02/09/23
Rebounds	17	at Sacred Heart 02/23/23
Assists	3	4 times
Steals	6	vs Longwood 12/13/22
Blocks	4	4 times
FG Made	7	vs Wagner 02/09/23
FG Attempts	17	vs Wagner 02/09/23
3FG Made	2	vs LIU 01/28/23
3FG Attempts	3	at Minnesota 11/11/22, vs LIU 01/28/23, vs Saint Francis (PA) 02/16/23
FT Made	6	vs Wagner 02/09/23
FT Attempts	7	vs Saint Peter's 11/19/22

2023-24 GAME-BY-GAME & AVERAGES

CAREER STATISTICS

				Field Goals		3-Point		F-Throws		Rebounds				Scoring						
SEASON	TEAM	GP-GS	MIN/AVG	FG-FGA	FG%	3FG-3FGA	3FG%	FT-FTA	FT%	OFF	DEF	TOT	AVG	PF-FO	A	TO	BLK	STL	PTS	AVG
2022-23	SFBK	29-29	726/25.0	106-240	.442	5-18	.278	50-70	.714	81	175	256	8.8	73-1	30	67	39	21	267	9.2
TOTAL FOR Rad		0-0	0/0.0	0-0	.000	0-0	.000	0-0	.000	0	0	0	0.0	0-0	0	0	0	0	0	0.0
TOTAL		29-29	726/25.0	106-240	.442	5-18	.278	50-70	.714	81	175	256	8.8	73-1	30	67	39	21	267	9.2

10 CHANDLER TURNER ▶

Graduate Student :: Forward :: 6-7 :: 210
Detroit, Mich. :: Bowling Green



PLAYER NOTES

- Transferred to Radford from Bowling Green prior to the 2023-24 season
- Played in 94 games with 25 starts in his time at BGSU
- Has career averages of 5.6 points, 3.4 rebounds, 0.7 assists, 46.0 FG%, 31.1 3FG%, 68.4 FT%

SINGLE-GAME HIGHS

Statistic	Value	
Points	23	vs Oakland 12/07/21
Rebounds	11	vs N.C. Central 12/09/23
Assists	3	5 times
Steals	3	at Eastern Mich. 01/03/23, vs Elon 12/03/23
Blocks	2	6 times
FG Made	8	at Buffalo 01/17/23, vs NIU 02/04/23
FG Attempts	17	at Buffalo 01/17/23
3FG Made	4	vs Oakland 12/07/21
3FG Attempts	5	vs Oakland 12/07/21, vs Queens (NC) 11/29/22
FT Made	5	vs Oakland 12/07/21, at Oakland 11/11/22
FT Attempts	6	at Western Mich. 01/22/22, vs Kent St. 01/29/22, at Oakland 11/11/22

2023-24 GAME-BY-GAME & AVERAGES

Opponent	Date	GS	MIN	Total FG-FGA	PCT	3-Pointers 3FG-3FGA	PCT	Free throws FT-FTA	PCT	Rebounds OFF DEF TOT	AVG	PF	A	TO	BLK	STL	PTS	AVG
at North Carolina	11/06/2023	*	24:25	1-2	.500	0-1	.000	0-0	.000	1 1 2	2.0	4	1	1	0	0	2	2.0
vs Marshall	11/10/2023	*	27:09	5-8	.625	3-4	.750	0-0	.000	3 7 10	6.0	3	1	3	1	1	13	7.5
East. Mennonite	11/12/2023	*	13:07	1-3	.333	0-1	.000	0-0	.000	3 2 5	5.7	0	1	0	0	0	2	5.7
at VCU	11/15/2023	*	22:57	0-2	.000	0-0	.000	0-0	.000	0 2 2	4.8	2	0	2	0	1	0	4.3
at James Madison	11/17/2023	*	27:39	2-5	.400	1-1	1.000	2-2	1.000	1 2 3	4.4	4	1	0	0	0	7	4.8
vs Morgan St.	11/21/2023	*	30:54	6-10	.600	2-3	.667	3-3	1.000	4 4 8	5.0	0	0	1	0	0	17	6.8
vs Northern Colo.	11/22/2023	*	26:56	2-5	.400	0-0	.000	0-0	.000	2 3 5	5.0	2	1	2	1	0	4	6.4
Notre Dame (MD)	11/26/2023	*	20:58	6-6	1.000	3-3	1.000	0-0	.000	1 2 3	4.8	0	0	0	0	0	15	7.5
at Old Dominion	11/29/2023	*	28:57	4-6	.667	2-3	.667	0-0	.000	2 6 8	5.1	0	3	0	0	0	10	7.8
Elon	12/03/2023	*	34:07	5-10	.500	1-2	.500	1-2	.500	3 2 5	5.1	2	2	1	0	3	12	8.2
N.C. Central	12/09/2023	*	27:00	4-7	.571	1-2	.500	2-2	1.000	3 8 11	5.6	3	3	4	1	0	11	8.5
VMI	12/12/2023	*	33:47	6-8	.750	3-4	.750	2-2	1.000	1 4 5	5.6	3	0	0	0	1	17	9.2
at Bucknell	12/16/2023	*	34:37	7-13	.538	0-3	.000	0-0	.000	3 3 6	5.6	2	2	2	0	2	14	9.5
at West Virginia	12/20/2023	*	35:35	4-9	.444	1-3	.333	0-0	.000	1 8 9	5.9	3	1	0	0	1	9	9.5
Totals			14 388:08	53-94	.564	17-30	.567	10-11	.909	28 54 82	5.9	28	16	16	3	9	133	9.5

Player Averages

Games Played	Minutes/game	Points/game	FG Pct	3FG Pct	FT Pct	Rebounds/game	Assists/game	Turnovers/game	Assist/Turnover ratio	Steals/game	Blocks/game
14	27.7	9.5	56.4	56.7	90.9	5.9	1.1	1.1	1.0	0.6	0.2

CAREER STATISTICS

				Field Goals		3-Point		F-Throws		Rebounds									Scoring	
SEASON	TEAM	GP-GS	MIN/AVG	FG-FGA	FG%	3FG-3FGA	3FG%	FT-FTA	FT%	OFF	DEF	TOT	AVG	PF-FO	A	TO	BLK	STL	PTS	AVG
2019-20	BGSU	12-0	71/5.9	12-26	.462	1-7	.143	2-3	.667	4	14	18	1.5	6-0	1	0	0	0	27	2.3
2020-21	BGSU	23-0	188/8.2	19-44	.432	3-11	.273	8-9	.889	13	30	43	1.9	14-0	4	9	0	5	49	2.1
2021-22	BGSU	30-0	535/17.8	72-155	.465	24-64	.375	31-49	.633	28	78	106	3.5	51-1	27	23	12	19	199	6.6
2022-23	BGSU	29-25	726/25.1	100-216	.463	19-69	.275	37-53	.698	46	109	155	5.3	64-0	33	43	10	23	256	8.8
2023-24	Rad	14-14	388/27.7	53-94	.564	17-30	.567	10-11	.909	28	54	82	5.9	28-0	16	16	3	9	133	9.5
TOTAL FOR Rad		14-14	388/27.7	53-94	.564	17-30	.567	10-11	.909	28	54	82	5.9	28-0	16	16	3	9	133	9.5
TOTAL		108-39	1908/17.7	256-535	.479	64-181	.354	88-125	.704	119	285	404	3.7	163-1	81	91	25	56	664	6.1

11 KYLE BURNS

Redshirt Freshman :: Guard :: 6-2 :: 175
Marietta, Ga. :: Wheeler HS



PLAYER NOTES

- Signed with the Radford men's basketball program prior to the 2022-23 season, but withdrew from the university due to a personal health crisis
- Did not make an appearance with the Highlanders
- Played for Larry Thompson at Wheeler High School
- Helped the Wildcats to a pair of AAAAA state championships

SINGLE-GAME HIGHS

Statistic	Value	
Points	11	vs Notre Dame (MD) 11/26/23
Rebounds	6	vs Notre Dame (MD) 11/26/23
Assists	2	vs Notre Dame (MD) 11/26/23
Steals	1	vs East. Mennonite 11/12/23, at VCU 11/15/23, vs Notre Dame (MD) 11/26/23
Blocks	1	at VCU 11/15/23
FG Made	4	vs East. Mennonite 11/12/23, vs Notre Dame (MD) 11/26/23
FG Attempts	10	vs Notre Dame (MD) 11/26/23
3FG Made	3	vs Notre Dame (MD) 11/26/23
3FG Attempts	7	vs Notre Dame (MD) 11/26/23

2023-24 GAME-BY-GAME & AVERAGES

Opponent	Date	GS	MIN	Total		3-Pointers		Free throws		Rebounds				PF	A	TO	BLK	STL	PTS	AVG
				FG-FGA	PCT	3FG-3FGA	PCT	FT-FTA	PCT	OFF	DEF	TOT	AVG							
at North Carolina	11/06/2023		09:35	1-7	.143	0-1	.000	0-0	.000	0	0	0	0.0	2	0	0	0	0	2	2.0
vs Marshall	11/10/2023		04:18	0-0	.000	0-0	.000	0-0	.000	0	1	1	0.5	0	0	0	0	0	0	1.0
East. Mennonite	11/12/2023		17:17	4-9	.444	1-5	.200	0-0	.000	0	2	2	1.0	4	0	2	0	1	9	3.7
at VCU	11/15/2023		10:41	0-1	.000	0-0	.000	0-0	.000	0	0	0	0.8	0	0	1	1	1	0	2.8
at James Madison	11/17/2023		03:46	0-1	.000	0-0	.000	0-0	.000	0	0	0	0.6	0	0	0	0	0	0	2.2
Notre Dame (MD)	11/26/2023		19:32	4-10	.400	3-7	.429	0-0	.000	0	6	6	1.5	2	2	1	0	1	11	3.7
Elon	12/03/2023		07:18	0-1	.000	0-0	.000	0-0	.000	0	0	0	1.3	0	0	0	0	0	0	3.1
VMI	12/12/2023		01:44	0-1	.000	0-0	.000	0-0	.000	0	0	0	1.1	0	0	0	0	0	0	2.8
at West Virginia	12/20/2023		00:40	0-1	.000	0-0	.000	0-0	.000	0	0	0	1.0	1	0	0	0	0	0	2.4
Totals			0 74:51	9-31	.290	4-13	.308	0-0	.000	0	9	9	1.0	9	2	4	1	3	22	2.4

Player Averages

Games Played	Minutes/ game	Points/ game	FG Pct	3FG Pct	FT Pct	Rebounds/ game	Assists/ game	Turnovers/ game	Assist/Turnover ratio	Steals/ game	Blocks/ game
9	8.3	2.4	29.0	30.8	0.0	1.0	0.2	0.4	0.5	0.3	0.1

CAREER STATISTICS

				Field Goals		3-Point		F-Throws		Rebounds				Scoring						
SEASON	TEAM	GP-GS	MIN/AVG	FG-FGA	FG%	3FG-3FGA	3FG%	FT-FTA	FT%	OFF	DEF	TOT	AVG	PF-FO	A	TO	BLK	STL	PTS	AVG
2023-24	Rad	9-0	75/8.3	9-31	.290	4-13	.308	0-0	.000	0	9	9	1.0	9-0	2	4	1	3	22	2.4
TOTAL		9-0	75/8.3	9-31	.290	4-13	.308	0-0	.000	0	9	9	1.0	9-0	2	4	1	3	22	2.4

13 TREVOR ROE ▶

Freshman :: Forward :: 6-8 :: 200
Syracuse, N.Y. :: Fayetteville-Manlius HS



SINGLE-GAME HIGHS

PLAYER NOTES

- Is redshirting the 2023-24 season to retain a year of eligibility
- Played at Fayetteville-Manlius High School for coach Luke Tucci
- First Team All-League and First Team All-Central New York selection
- Also played AAU for the NY Jayhawks and coach Jay David
- Eclipsed the 1,000-point mark in his high school career
- Father, Matt Roe, played college basketball at Syracuse (1986-89) and Maryland (1989-90)
- Sister, Lexie Roe, is a current member of the Niagara University women's basketball program

2023-24 GAME-BY-GAME & AVERAGES

CAREER STATISTICS

14 BRYAN ANTOINE ▶

Senior :: Guard :: 6-5 :: 185
Tinton Falls, N.J. :: Villanova



PLAYER NOTES

- Voted onto the 2023-24 Preseason All-Big South First Team
- Named 2022-23 All-Big South Honorable Mention
- Played in 31 games, cracking the starting lineup in all 31
- Averaged 11.4 points per game while shooting 47.9% (124-259) from the field, 42.1% (56-133) from three and 90.9% (50-55) on free throws. Led the Highlanders with 52 steals
- Transferred to Radford from Villanova prior to the 2022-23 season
- Rose to national prominence while playing at the Ranney School, ranking as the No. 15 player in the Class of 2019 by ESPN and No. 16 by 247Sports
- Injuries impacted each of his first three seasons at the collegiate level, however, limiting the highly-touted player to just 405 minutes of action across 46 appearances
- Represents the first-ever McDonald's All-America Game alum to come to Radford and is believed to be the first to play in the entire Big South Conference

SINGLE-GAME HIGHS

Statistic	Value	
Points	30	vs Elon 12/03/23
Rebounds	8	vs East. Mennonite 11/12/23
Assists	4	vs USC Upstate 01/04/23, vs Winthrop 02/04/23, at Bucknell 12/16/23
Steals	6	at VCU 12/14/22
Blocks	3	at Eastern Ky. 12/17/22
FG Made	9	vs Charlotte 03/21/23
FG Attempts	15	at North Carolina 11/06/23
3FG Made	5	at USC Upstate 01/28/23
3FG Attempts	9	vs N.C. Central 12/09/23, at Bucknell 12/16/23
FT Made	13	vs Elon 12/03/23
FT Attempts	13	vs Elon 12/03/23

2023-24 GAME-BY-GAME & AVERAGES

Opponent	Date	GS	MIN	Total		3-Pointers		Free throws		Rebounds				PF		A		TO		BLK		STL		PTS		AVG
				FG-FGA	PCT	3FG-3FGA	PCT	FT-FTA	PCT	OFF	DEF	TOT	AVG													
at North Carolina	11/06/2023	*	28:46	5-15	.333	1-6	.167	2-2	1.000	0	1	1	1.0	0	1	1	1	1	3	13	13.0					
vs Marshall	11/10/2023	*	31:21	2-4	.500	1-2	.500	1-1	1.000	0	5	5	3.0	2	2	2	2	0	6	9.5						
East. Mennonite	11/12/2023	*	17:49	4-5	.800	3-4	.750	1-2	.500	0	8	8	4.7	0	1	1	1	1	12	10.3						
at VCU	11/15/2023	*	21:41	3-9	.333	2-5	.400	2-2	1.000	1	4	5	4.8	2	1	3	0	1	10	10.3						
at James Madison	11/17/2023	*	22:17	2-6	.333	2-5	.400	0-0	.000	0	2	2	4.2	3	2	5	0	3	6	9.4						
vs Morgan St.	11/21/2023	*	31:13	2-6	.333	2-3	.667	5-6	.833	0	4	4	4.2	3	1	2	1	1	11	9.7						
vs Northern Colo.	11/22/2023	*	28:46	5-9	.556	1-3	.333	0-0	.000	0	3	3	4.0	2	1	2	0	4	11	9.9						
Notre Dame (MD)	11/26/2023	*	20:18	1-4	.250	1-4	.250	0-0	.000	0	7	7	4.4	0	2	1	0	0	3	9.0						
at Old Dominion	11/29/2023	*	27:30	1-7	.143	1-3	.333	2-2	1.000	0	4	4	4.3	4	1	1	1	2	5	8.6						
Elon	12/03/2023	*	34:18	7-12	.583	3-6	.500	13-13	1.000	0	7	7	4.6	1	2	0	0	2	30	10.7						
N.C. Central	12/09/2023	*	34:41	6-14	.429	4-9	.444	0-0	.000	0	6	6	4.7	2	3	2	1	0	16	11.2						
VMI	12/12/2023	*	08:58	2-3	.667	1-2	.500	0-0	.000	0	2	2	4.5	2	0	0	1	1	5	10.7						
at Bucknell	12/16/2023	*	34:06	5-12	.417	4-9	.444	2-2	1.000	1	2	3	4.4	2	4	0	1	1	16	11.1						
at West Virginia	12/20/2023	*	28:18	1-12	.083	1-4	.250	3-4	.750	1	5	6	4.5	1	1	2	1	2	6	10.7						
Totals		14	370:01	46-118	.390	27-65	.415	31-34	.912	3	60	63	4.5	24	22	22	10	21	150	10.7						

Player Averages

Games Played	Minutes/game	Points/game	FG Pct	3FG Pct	FT Pct	Rebounds/game	Assists/game	Turnovers/game	Assist/Turnover ratio	Steals/game	Blocks/game
14	26.4	10.7	39.0	41.5	91.2	4.5	1.6	1.6	1.0	1.5	0.7

CAREER STATISTICS

				Field Goals		3-Point		F-Throws		Rebounds										Scoring	
SEASON	TEAM	GP-GS	MIN/AVG	FG-FGA	FG%	3FG-3FGA	3FG%	FT-FTA	FT%	OFF	DEF	TOT	AVG	PF-FO	A	TO	BLK	STL	PTS	AVG	
2019-20	VU	16-0	90/5.6	7-23	.304	2-15	.133	2-2	1.000	1	5	6	0.4	14-0	5	2	0	3	18	1.1	
2020-21	VU	10-0	119/11.9	7-17	.412	5-13	.385	4-5	.800	2	10	12	1.2	6-0	7	1	0	5	23	2.3	
2021-22	VU	20-0	201/10.0	10-42	.238	5-29	.172	4-4	1.000	3	20	23	1.2	18-0	9	2	1	5	29	1.5	
2022-23	Rad	31-31	874/28.2	124-259	.479	56-133	.421	50-55	.909	7	84	91	2.9	52-2	42	29	10	52	354	11.4	
2023-24	Rad	14-14	370/26.4	46-118	.390	27-65	.415	31-34	.912	3	60	63	4.5	24-0	22	22	10	21	150	10.7	
TOTAL FOR Rad		45-45	1244/27.6	170-377	.451	83-198	.419	81-89	.910	10	144	154	3.4	76-2	64	51	20	73	504	11.2	
TOTAL		91-45	1653/18.2	194-459	.423	95-255	.373	91-100	.910	16	179	195	2.1	114-2	85	56	21	86	574	6.3	

21 D'AUNTRAY PIERCE ▶

Senior :: Center :: 6-10 :: 200
Denver, Colo. :: Western Wyoming CC



PLAYER NOTES

- Appeared in 15 games during the 2022-23 season, averaging 5.1 minutes per contest
- Scored nine points, grabbed 18 rebounds, and blocked five shots... Added two assists and a steal... Shot 83.3% (5-6) at the free throw line
- Had a career-high five points and six rebounds against High Point (Jan. 21) and had five points again versus Tarleton State in the CBI
- Comes to Radford by way of Western Wyoming Community College
- In 25 games last season, he averaged 11.0 points, 5.6 rebounds, 2.0 blocks, and 1.2 assists per game
- Shot 60.1% from the field, 33.3% from 3-point range, and 69.0% from the free throw line
- Posted season-highs of 23 points, 12 rebounds, eight blocks, and three steals over the course of the year as well

SINGLE-GAME HIGHS

Statistic	Value	
Points	8	vs Notre Dame (MD) 11/26/23
Rebounds	7	vs Notre Dame (MD) 11/26/23, vs N.C. Central 12/09/23, at West Virginia 12/20/23
Assists	2	at Kansas St. 12/21/22, vs Marshall 11/10/23
Steals	1	5 times
Blocks	7	vs N.C. Central 12/09/23
FG Made	3	vs Notre Dame (MD) 11/26/23
FG Attempts	5	vs Notre Dame (MD) 11/26/23
FT Made	5	vs High Point 01/21/23
FT Attempts	6	vs High Point 01/21/23

2023-24 GAME-BY-GAME & AVERAGES

Opponent	Date	GS	MIN	Total		3-Pointers		Free throws		Rebounds				PF	A	TO	BLK	STL	PTS	AVG
				FG-FGA	PCT	3FG-3FGA	PCT	FT-FTA	PCT	OFF	DEF	TOT	AVG							
at North Carolina	11/06/2023		19:26	2-2	1.000	0-0	.000	0-0	.000	3	2	5	5.0	5	0	2	1	0	4	4.0
vs Marshall	11/10/2023		14:32	0-0	.000	0-0	.000	0-2	.000	0	2	2	3.5	3	2	3	1	1	0	2.0
East. Mennonite	11/12/2023		20:18	2-3	.667	0-0	.000	0-0	.000	2	2	4	3.7	2	0	1	2	0	4	2.7
at VCU	11/15/2023		17:11	0-0	.000	0-0	.000	1-4	.250	3	2	5	4.0	3	0	1	1	0	1	2.3
at James Madison	11/17/2023		12:59	0-1	.000	0-0	.000	0-0	.000	3	3	6	4.4	0	1	1	0	0	0	1.8
vs Morgan St.	11/21/2023		09:04	0-0	.000	0-0	.000	0-0	.000	0	2	2	4.0	1	1	1	0	0	0	1.5
vs Northern Colo.	11/22/2023		08:20	0-0	.000	0-0	.000	2-3	.667	1	2	3	3.9	1	0	0	0	0	2	1.6
Notre Dame (MD)	11/26/2023		21:40	3-5	.600	0-0	.000	2-2	1.000	2	5	7	4.3	2	0	1	3	0	8	2.4
at Old Dominion	11/29/2023		10:24	0-2	.000	0-0	.000	0-0	.000	0	0	0	3.8	2	0	0	5	0	0	2.1
Elon	12/03/2023		14:50	2-2	1.000	0-0	.000	0-2	.000	2	3	5	3.9	4	0	1	1	0	4	2.3
N.C. Central	12/09/2023		27:34	2-4	.500	0-0	.000	3-4	.750	3	4	7	4.2	1	0	2	7	1	7	2.7
VMI	12/12/2023		18:59	1-1	1.000	0-0	.000	0-0	.000	3	0	3	4.1	3	0	0	2	0	2	2.7
at Bucknell	12/16/2023		18:47	1-1	1.000	0-0	.000	0-0	.000	1	3	4	4.1	2	1	1	2	1	2	2.6
at West Virginia	12/20/2023		11:12	1-2	.500	0-0	.000	0-0	.000	4	3	7	4.3	4	0	1	2	0	2	2.6
Totals		0	225:17	14-23	.609	0-0	.000	8-17	.471	27	33	60	4.3	33	5	15	27	3	36	2.6

Player Averages

Games Played	Minutes/ game	Points/ game	FG Pct	3FG Pct	FT Pct	Rebounds/ game	Assists/ game	Turnovers/ game	Assist/Turnover ratio	Steals/ game	Blocks/ game
14	16.1	2.6	60.9	0.0	47.1	4.3	0.4	1.1	0.3	0.2	1.9

CAREER STATISTICS

				Field Goals		3-Point		F-Throws		Rebounds				Scoring						
SEASON	TEAM	GP-GS	MIN/AVG	FG-FGA	FG%	3FG-3FGA	3FG%	FT-FTA	FT%	OFF	DEF	TOT	AVG	PF-FO	A	TO	BLK	STL	PTS	AVG
2022-23	Rad	17-0	109/6.4	4-15	.267	0-0	.000	6-8	.750	9	13	22	1.3	19-0	3	7	7	2	14	0.8
2023-24	Rad	14-0	225/16.1	14-23	.609	0-0	.000	8-17	.471	27	33	60	4.3	33-1	5	15	27	3	36	2.6
TOTAL		31-0	334/10.8	18-38	.474	0-0	.000	14-25	.560	36	46	82	2.6	52-1	8	22	34	5	50	1.6

23 TJ NESMITH ▶

Senior :: Forward :: 6-9 :: 220
Burlington, N.C. :: Lenoir-Rhyne



PLAYER NOTES

- Transferred to Radford from Lenoir-Rhyne prior to the 2023-24 season
- Second Team All-South Atlantic Conference selection in 2022-23...
- Appeared in 24 games, including 18 starts... Averaged 16.7 points, 5.3 rebounds and 1.5 blocks per contest... Shot 60.0% (159-265) from the field and 77.1% (81-105) at the free throw line
- Named 2021-22 Third Team All-Conference after leading LR in scoring at 14.3 points per game and rebounding at 3.9 boards per game
- Played at Cape Fear Community College where he averaged 10.8 points and 6.2 rebounds per game while shooting 55.6% from the field
- Played his prep basketball at Graham High School

SINGLE-GAME HIGHS

Statistic	Value	
Points	32	vs Catawba 02/09/22
Rebounds	12	at Wingate 02/08/23
Assists	3	vs Newberry 12/20/21
Steals	3	at Coker 01/04/23
Blocks	4	at Newberry 01/18/23, vs Limestone 02/01/23
FG Made	14	at Tusculum 02/11/23
FG Attempts	22	at Tusculum 02/11/23
3FG Made	1	6 times
3FG Attempts	3	at Lees-McRae 11/16/22, vs Montreat 11/14/22
FT Made	9	at Wingate 02/08/23
FT Attempts	10	at Wingate 02/08/23

2023-24 GAME-BY-GAME & AVERAGES

Opponent	Date	GS	MIN	Total		3-Pointers		Free throws		Rebounds				PF		A		TO	BLK	STL	PTS	AVG
				FG-FGA	PCT	3FG-3FGA	PCT	FT-FTA	PCT	OFF	DEF	TOT	AVG	A	TO							
East. Mennonite	11/12/2023		12:26	6-6	1.000	0-0	.000	3-4	.750	0	1	1	1.0	1	1	0	0	1	15	15.0		
at VCU	11/15/2023		11:23	0-0	.000	0-0	.000	0-0	.000	1	3	4	2.5	4	0	3	0	0	0	7.5		
at James Madison	11/17/2023		13:44	4-6	.667	1-1	1.000	0-0	.000	1	7	8	4.3	3	1	0	0	0	9	8.0		
vs Morgan St.	11/21/2023		15:14	1-4	.250	0-0	.000	1-2	.500	1	3	4	4.3	1	0	2	1	0	3	6.8		
vs Northern Colo.	11/22/2023		21:29	5-6	.833	0-0	.000	4-5	.800	2	5	7	4.8	2	0	2	1	0	14	8.2		
Notre Dame (MD)	11/26/2023		16:32	3-3	1.000	0-0	.000	2-2	1.000	0	6	6	5.0	2	0	2	0	0	8	8.2		
at Old Dominion	11/29/2023		22:18	5-7	.714	0-0	.000	3-4	.750	2	2	4	4.9	2	1	2	0	0	13	8.9		
Totals		0	113:05	24-32	.750	1-1	1.000	13-17	.765	7	27	34	4.9	15	3	11	2	1	62	8.9		

Player Averages

Games Played	Minutes/game	Points/game	FG Pct	3FG Pct	FT Pct	Rebounds/game	Assists/game	Turnovers/game	Assist/Turnover ratio	Steals/game	Blocks/game
7	16.2	8.9	75.0	100.0	76.5	4.9	0.4	1.6	0.3	0.1	0.3

CAREER STATISTICS

				Field Goals		3-Point		F-Throws		Rebounds									Scoring	
SEASON	TEAM	GP-GS	MIN/AVG	FG-FGA	FG%	3FG-3FGA	3FG%	FT-FTA	FT%	OFF	DEF	TOT	AVG	PF-FO	A	TO	BLK	STL	PTS	AVG
2021-22	LRU	26-14	523/20.1	144-234	.615	4-15	.267	79-101	.782	31	71	102	3.9	48-0	16	32	33	5	371	14.3
2022-23	LRU	24-18	633/26.4	159-265	.600	1-16	.063	81-105	.771	44	82	126	5.3	51-2	13	57	36	9	400	16.7
2023-24	Rad	7-0	113/16.2	24-32	.750	1-1	1.000	13-17	.765	7	27	34	4.9	15-0	3	11	2	1	62	8.9
TOTAL FOR Rad		7-0	113/16.2	24-32	.750	1-1	1.000	13-17	.765	7	27	34	4.9	15-0	3	11	2	1	62	8.9
TOTAL		57-32	1268/22.3	327-531	.616	6-32	.188	173-223	.776	82	180	262	4.6	114-2	32	100	71	15	833	14.6

25 HUNTER CASTLEBERRY ▶

Redshirt Freshman :: Guard :: 6-3 :: 175
Charleston, W.Va. :: George Washington HS



SINGLE-GAME HIGHS

Statistic	Value	
Points	2	vs Bridgewater (VA) 11/14/22
Assists	1	vs VMI 12/12/23
FG Made	1	vs Bridgewater (VA) 11/14/22
FG Attempts	3	vs Bridgewater (VA) 11/14/22
3FG Attempts	2	vs Bridgewater (VA) 11/14/22

PLAYER NOTES

- Made his collegiate debut against Bridgewater on Nov. 14, scoring two points in six minutes of game action
- Attended George Washington High School in Charleston, West Virginia
- Averaged 10 points per game and helped lead his squad to a 2021 state championship
- Had a career game in the state tournament, scoring 18 points on 6-of-6 shooting

2023-24 GAME-BY-GAME & AVERAGES

Opponent	Date	GS	MIN	Total		3-Pointers		Free throws		Rebounds				PF	A	TO	BLK	STL	PTS	AVG
				FG-FGA	PCT	3FG-3FGA	PCT	FT-FTA	PCT	OFF	DEF	TOT	AVG							
at North Carolina	11/06/2023		00:58	0-1	.000	0-1	.000	0-0	.000	0	0	0	0.0	0	0	0	0	0	0	0.0
East. Mennonite	11/12/2023		16:30	0-1	.000	0-0	.000	0-0	.000	0	0	0	0.0	0	0	1	0	0	0	0.0
Notre Dame (MD)	11/26/2023		09:03	0-1	.000	0-1	.000	0-0	.000	0	0	0	0.0	1	0	0	0	0	0	0.0
VMI	12/12/2023		00:46	0-0	.000	0-0	.000	0-0	.000	0	0	0	0.0	0	1	0	0	0	0	0.0
Totals		0	27:17	0-3	.000	0-2	.000	0-0	.000	0	0	0	0.0	1	1	1	0	0	0	0.0

Player Averages

Games Played	Minutes/ game	Points/ game	FG Pct	3FG Pct	FT Pct	Rebounds/ game	Assists/ game	Turnovers/ game	Assist/Turnover ratio	Steals/ game	Blocks/ game
4	6.8	0.0	0.0	0.0	0.0	0.0	0.3	0.3	1.0	0.0	0.0

CAREER STATISTICS

				Field Goals		3-Point		F-Throws		Rebounds									Scoring	
SEASON	TEAM	GP-GS	MIN/AVG	FG-FGA	FG%	3FG-3FGA	3FG%	FT-FTA	FT%	OFF	DEF	TOT	AVG	PF-FO	A	TO	BLK	STL	PTS	AVG
2022-23	Rad	1-0	6/5.6	1-3	.333	0-2	.000	0-0	.000	0	0	0	0.0	0-0	0	0	0	0	2	2.0
2023-24	Rad	4-0	27/6.8	0-3	.000	0-2	.000	0-0	.000	0	0	0	0.0	1-0	1	1	0	0	0	0.0
TOTAL		5-0	33/6.6	1-6	.167	0-4	.000	0-0	.000	0	0	0	0.0	1-0	1	1	0	0	2	0.4

34 DAVID VIDOR

Redshirt Freshman :: Center :: 6-8 :: 185
Budapest, Hungary :: St. Joseph HS



SINGLE-GAME HIGHS

Statistic	Value	
Rebounds	5	vs East. Mennonite 11/12/23
Assists	1	vs East. Mennonite 11/12/23
Blocks	1	vs Notre Dame (MD) 11/26/23
FG Attempts	3	vs East. Mennonite 11/12/23

PLAYER NOTES

- Did not appear in a game during the 2022-23 season
- Attended St. Joseph High School in Santa Maria, California from 2020-2022
- Also played at Hunfalvy (2017-18) and AHS-Wien West (2018-2020)

2023-24 GAME-BY-GAME & AVERAGES

Opponent	Date	GS	MIN	Total		3-Pointers		Free throws		Rebounds											
				FG-FGA	PCT	3FG-3FGA	PCT	FT-FTA	PCT	OFF	DEF	TOT	AVG	PF	A	TO	BLK	STL	PTS	AVG	
at North Carolina	11/06/2023		00:58	0-0	.000	0-0	.000	0-0	.000	0	1	1	1.0	0	0	0	0	0	0.0		
East. Mennonite	11/12/2023		10:56	0-3	.000	0-0	.000	0-0	.000	2	3	5	3.0	1	1	0	0	0	0.0		
Notre Dame (MD)	11/26/2023		08:56	0-1	.000	0-0	.000	0-0	.000	0	0	0	2.0	1	0	0	1	0	0.0		
Totals		0	20:50	0-4	.000	0-0	.000	0-0	.000	2	4	6	2.0	2	1	1	1	0	0.0		

Player Averages

Games Played	Minutes/ game	Points/ game	FG Pct	3FG Pct	FT Pct	Rebounds/ game	Assists/ game	Turnovers/ game	Assist/Turnover ratio	Steals/ game	Blocks/ game
3	6.9	0.0	0.0	0.0	0.0	2.0	0.3	0.3	1.0	0.0	0.3

CAREER STATISTICS

				Field Goals		3-Point		F-Throws		Rebounds									Scoring	
SEASON	TEAM	GP-GS	MIN/AVG	FG-FGA	FG%	3FG-3FGA	3FG%	FT-FTA	FT%	OFF	DEF	TOT	AVG	PF-FO	A	TO	BLK	STL	PTS	AVG
2023-24	Rad	3-0	21/6.9	0-4	.000	0-0	.000	0-0	.000	2	4	6	2.0	2-0	1	1	1	0	0	0.0
TOTAL		3-0	21/6.9	0-4	.000	0-0	.000	0-0	.000	2	4	6	2.0	2-0	1	1	1	0	0	0.0

41 DEAN LOCKLEY ▶

Junior :: Guard :: 6-3 :: 190
Charlottesville, Va. :: Tandem Friends HS

SINGLE-GAME HIGHS



PLAYER NOTES

- Joined the Radford men's basketball program as a walk-on in October 2023
- Played one season at Bryant & Stratton College (2021-22) where he averaged...
- Was a member of the Longwood men's basketball program during the 2020-21 seasonm but did not see game action

2023-24 GAME-BY-GAME & AVERAGES

CAREER STATISTICS

54 IBU YAMAZAKI

Sophomore :: Forward :: 6-7 :: 215
Matsudo, Chiba, Japan :: Meisei HS



PLAYER NOTES

- Played in 33 out of 36 games in his true freshman season, coming off the bench to average 8.8 minutes per contest
- Tallied 2.2 points and 1.2 rebounds per game while adding six steals and three blocks
- Starred for Japan's U19 squad at the 2021 FIBA World Cup
- Averaged 14.6 points, four rebounds, and 1.1 assists per game while shooting 46% from the floor and 44% (18-of-41) from three
- Scored 32 points against South Korea and 23 points versus Serbia
- Also went for double-figures against Canada and Senegal
- Attended Meisei High School in Sendai, Japan, the same school that produced Washington Wizards' forward Rui Hachimura
- As a junior in 2020-21, hit the game-winning shot in the boy's Winter Cup final to give Meisei its sixth-ever Winter Cup championship

SINGLE-GAME HIGHS

Statistic	Value	
Points	8	vs Bridgewater (VA) 11/14/22, vs George Washington 12/04/22
Rebounds	4	at Elon 11/27/22, at USC Upstate 01/28/23, vs Charlotte 03/21/23
Assists	3	vs George Washington 12/04/22
Steals	1	6 times
Blocks	1	at Elon 11/27/22, vs George Washington 12/04/22, vs Campbell 02/25/23
FG Made	4	vs George Washington 12/04/22
FG Attempts	10	vs George Washington 12/04/22
3FG Made	1	8 times
3FG Attempts	4	at Marquette 11/07/22, at Charleston So. 02/11/23
FT Made	4	vs Bridgewater (VA) 11/14/22, at Kansas St. 12/21/22
FT Attempts	5	vs Bridgewater (VA) 11/14/22

2023-24 GAME-BY-GAME & AVERAGES

CAREER STATISTICS

				Field Goals		3-Point		F-Throws		Rebounds										Scoring	
SEASON	TEAM	GP-GS	MIN/AVG	FG-FGA	FG%	3FG-3FGA	3FG%	FT-FTA	FT%	OFF	DEF	TOT	AVG	PF-FO	A	TO	BLK	STL	PTS	AVG	
2022-23	Rad	33-0	291/8.8	25-65	.385	8-35	.229	14-17	.824	10	31	41	1.2	26-1	9	10	3	6	72	2.2	
TOTAL		33-0	291/8.8	25-65	.385	8-35	.229	14-17	.824	10	31	41	1.2	26-1	9	10	3	6	72	2.2	

TV/RADIO SPOT CHART



0 | JUSTIN ARCHER

6-7 | 205 | Jr. | F
North Brunswick, N.J.
Florida SouthWestern



1 | DAQUAN SMITH

6-1 | 195 | R-Sr. | G
Holly Springs, Miss.
Murray State



2 | TRENTON WALTERS

5-9 | 150 | Fr. | G
Frisco, Texas
La Lumiere School



3 | KENYON GILES

5-11 | 165 | So. | G
Chesapeake, Va.
Silverado HS (Nev.)




4 | TRUTH HARRIS

6-2 | 180 | Jr. | G
Mount Vernon, N.Y.
Indian Hills CC




5 | JOSIAH HARRIS

6-8 | 220 | Jr. | F
Wilmington, Del.
St. Francis Brooklyn



10 | CHANDLER TURNER

6-7 | 210 | Gr. | F
Detroit, Mich.
Bowling Green



11 | KYLE BURNS

6-2 | 175 | R-Fr. | G
Marietta, Ga.
Wheeler HS



13 | TREVOR ROE

6-8 | 200 | Fr. | F
Syracuse, N.Y.
Fayetteville-Manlius HS



14 | BRYAN ANTOINE

6-5 | 185 | Sr. | G
Tinton Falls, N.J.
Villanova



21 | D'AUNRAY PIERCE

6-10 | 200 | Sr. | C
Denver, Colo.
Western Wyoming CC



23 | TJ NESMITH

6-9 | 220 | Sr. | F
Burlington, N.C.
Lenoir-Rhyne



25 | HUNTER CASTLEBERRY

6-3 | 175 | R-Fr. | G
Charleston, W.Va.
George Washington HS



34 | DAVID VIDOR

6-8 | 185 | R-Fr. | F
Budapest, Hungary
St. Joseph HS (Calif.)



41 | DEAN LOCKLEY

6-3 | 190 | Jr. | G
Charlottesville, Va.
Tandem Friends HS




54 | IBU YAMAZAKI

6-7 | 215 | So. | F
Matsudo, Chiba, Japan
Meisei HS (Japan)



DARRIS NICHOLS

Head Coach
Third Year



SHANE NICHOLS

Assistant Coach
Third Year




TIMOTHY PEETE

Assistant Coach
Third Year



JAMES HARING

Assistant Coach
Third Year



JACK RABOIN

Director of
Operations
First Year



MATT SMITH

Graduate Student
First Year