



# GAME NOTES

## No. 13/11 Clemson Tigers (9-0, 1-0 ACC) vs. Memphis Tigers (7-2, 0-0 AAC)

Game #10 • Road Game #3

TV: ESPN+

Radio: WCCP 105.5 FM

Saturday, December 16 • FedExForum (Memphis, Tenn.) • 3 p.m. ET



30 POSTSEASON APPEARANCES | 13 NCAA TOURNAMENTS | 4 SWEET SIXTEENS | 1 ELITE EIGHT | 1990 ACC REGULAR SEASON CHAMPIONS

### CLEMSON RECORDS

Overall:	9-0	W9
vs. ACC opponents:	1-0	W1
Non-Conference regular-season:	8-0	W9
Home:	4-0	W4
Away:	2-0	W2
Neutral:	3-0	W3

### BROADCAST INFORMATION

TV: ESPN+ (Greg Gaston; PxP, Jon Albright; Analyst, Trey Draper; Sideline)  
 Watch Link: <https://bit.ly/3GDIJYo>  
 Radio: Clemson Athletic Network (Don Munson/Tim Bourret/Ben Milstead)  
 Clemson Radio Affiliates: WCCP 105.5 The ROAR (Flagship)  
 SiriusXM: Ch. 210 or 194, and on the SiriusXM App  
 Live Stats: <https://statb.us/w/clem/485713>

### SERIES HISTORY

Overall: FIRST MEETING  
 In Clemson: FIRST MEETING  
 In Memphis: FIRST MEETING  
 At neutral sites: FIRST MEETING  
 Current streak: FIRST MEETING  
 Coach Brownell vs. Memphis: 0-0

### SCHEDULE & RESULTS

Date	AP Rank	CU Opp	Opponent	TV	Eastern Time
N 1	-	-	Newberry <sup>EXHB</sup>	N/A	W, 90-39
November (6-0)					
N 6	-	-	Winthrop	ACCNX	W, 78-56
N 10	-	-	vs. UAB <sup>1</sup>	ESPN+	W, 77-76
N 12	-	-	vs. Davidson <sup>1</sup>	ESPN2	W, 68-65
N 19	-	-	Boise State	ACCNX	W, 85-68
N 24	-	-	Alcorn State	ACCN	W, 90-69
N 28	-	23	at Alabama <sup>2</sup>	ESPN	W, 85-77
December (3-0)					
D 3	-	-	at Pittsburgh*	ACCN	W, 79-70
D 6	24	-	South Carolina	ACCN	W, 72-67
D 9	24	-	vs. TCU <sup>3</sup>	FS1	W, 74-66
D 16	13	-	at Memphis	ESPN+	3 p.m.
D 22	-	-	Queens	ACCN	6 p.m.
D 29	-	-	Radford	ACCNX	7 p.m.
January (0-0)					
J 3	-	-	at Miami (Fla.)*	ESPN	8 p.m.
J 6	-	-	North Carolina*	ESPN2	12 p.m.
J 10	-	-	at Virginia Tech*	ESPN/2/U	7 p.m.
J 13	-	-	Boston College*	ACCN	3 p.m.
J 16	-	-	Georgia Tech*	ACCN	9 p.m.
J 20	-	-	at Florida State*	ACCN	4 p.m.
J 27	-	-	at Duke*	ESPN	4 p.m.
J 30	-	-	Louisville*	ACCN	9 p.m.
February (0-0)					
F 3	-	-	Virginia*	ESPN/2	2 p.m.
F 6	-	-	at North Carolina*	ESPN/2/U	7 p.m.
F 10	-	-	at Syracuse*	ESPN/2	12 p.m.
F 14	-	-	Miami (Fla.)*	ESPN/2/U	7 p.m.
F 17	-	-	NC State*	CW	7:45 p.m.
F 21	-	-	at Georgia Tech*	ACCN	7 p.m.
F 24	-	-	Florida State*	CW	7:45 p.m.
F 27	-	-	Pittsburgh	ACCN	7 p.m.
March (0-0)					
M 2	-	-	at Notre Dame*	CW	7:45 p.m.
M 5	-	-	Syracuse*	ESPN/2/U	7 p.m.
M 9	-	-	at Wake Forest*	ACCN	6 p.m.
M 16-19	-	-	New York Life ACC Tournament <sup>4</sup>		

### PRONUNCIATIONS

Jake Heidbreder (HIDE-breeder); Ian Schieffelin (CHEF-lynn);  
 Asa Thomas (ACE-uh); Bas Leyte (Boz LIGHT-uh); Daniel Nauseef  
 (NAW-seeff); Andrew Latiff (LUH-tiff); Brad Brownell (BROWN-nehll)

### TABLE OF CONTENTS

Broadcast Sheet	2
Roster	3
Head Coach Brad Brownell	4
Team Notes	5-9
Player Stats/Notes	10-17
Miscellaneous Stats	18
Superlatives	19
Stats	20-23

### ATHLETIC COMMUNICATIONS

Address: 100 Perimeter Rd., Clemson, SC 29634  
 Basketball SID: Ben Winterrowd  
 Email: [winterr@clemson.edu](mailto:winterr@clemson.edu)  
 Cell: 630-862-8828  
 Website: [ClemsonTigers.com](http://ClemsonTigers.com)  
 Twitter/Instagram: @ClemsonMBB

### CLEMSON BASKETBALL HEADLINES

#### CLEMSON vs. MEMPHIS

- This marks the first-ever meeting between Clemson and Memphis in program history.

#### CLEMSON BASKETBALL HEADLINES

- PJ Hall** – The senior center garnered Preseason First Team All-ACC honors this week.
  - Hall was named to the John R. Wooden Award Preseason Top 50 Watch List. Chosen by a preseason poll of national college basketball experts, the list is comprised of 50 student-athletes who are the early front-runners for the most prestigious honors in college basketball, the Wooden Award All American Team and Most Outstanding Player Award.
  - Hall was named ACC Player of the Week (Dec. 4) for his performances at Alabama and Pittsburgh. The first of his career.
  - Second double-double of the season in win at Pittsburgh (12/3) with 22 points and 11 rebounds. Ninth career double-double.
  - Scored 17 points and totaled seven rebounds in the championship game against Davidson. Earned Tournament MVP honors.
  - Followed up season opener 20-point performance with 27 points and nine rebounds in a win vs. UAB.
  - He opened the season with consecutive 20-point games, 20 against Winthrop and 27 against UAB. Hall is the first Clemson player to open the season with consecutive 20-point games since Will Solomon opened the 1999-00 season with consecutive 20-point games against East Tennessee State (21) and Wofford (28).
  - Prior to that, the last Tiger to post consecutive 20-point games since 1976-77 is Horace Grant, who opened his senior year, 1986-87, by scoring 30 against Georgia State and 27 against Boston University.
- Joseph Girard III** – Passed NC State's Rodney Monroe (1988-91) and is seventh all-time in ACC history for 3-pointers made (325). Passed Duke's Jay Williams at Alabama (11/28), while Jay was on the call for ESPN. Jay is 10th all-time with 313.
  - Posted a season-high 25 points on 7-for-10 shooting and 6-for-9 from three at Pittsburgh (12/3).
- Ian Schieffelin** – Had 17 rebounds in Clemson's victory at Pittsburgh on December 3, 2023, the most by a Clemson player under Brad Brownell and the most in any game since Trevor Booker had 17 at East Carolina on December 5, 2007.
  - Schieffelin's 31 rebounds over a two-game period were the most by a Tiger since the 1998-99 season. Tom Wideman had 17 rebounds in an NIT quarterfinal game against Butler on March 18, 1999, then had 15 against Xavier in the NIT semifinals in Madison Square Garden on March 23, 1999.
  - Second career double-double in win over South Carolina (12/6). Posted 12 points and 12 rebounds.
  - Schieffelin has collected 52 rebounds in the last four contests – 13.0 rebounds per game.
- Clemson Basketball Ratings Around The Country** – Clemson is ranked No. 11 in the nation in the latest NET rankings. The Tigers previously jumped 42 spots after Quad 1 road wins at No. 12 Alabama and No. 60 Pittsburgh. Clemson is the highest ranked ACC team in terms of NET ranking.
  - Clemson is 3-0 in Quad 1 games and stands as the only ACC team with tree Quad 1 wins. The other 14 teams in the ACC have combined for six Quad 1 wins so far. Three Quad 1 wins are tied for second-most in the country.
  - Clemson is No. 1 in RPI and has the No. 5 strength of schedule in the country.
  - The Tigers are ranked No. 13 in the AP Poll and No. 11 in the USA Today Coaches Poll.
- Non-Conference Top 25 Road Victories** – When the Tigers defeated the No. 23 Crimson Tide, 85-77, in the inaugural ACC/SEC Challenge (11/28), Clemson won just its second game over a top 25 non-conference opponent on the road. The other instance was also a Brad Brownell coached team, when the Tigers defeated No. 22 South Carolina, 62-60, on Dec. 21, 2016.
  - The win over Alabama snapped its 19-game home winning streak and also its 18-game non-conference opponent home winning streak.
  - The Tigers improved to 6-0 with the victory – the program's best start since beginning the 2008-09 season 16-0.


- Preseason Poll** – Clemson was picked to finish fifth in the ACC by voting media announced on Thursday, Oct. 26. The last time the Tigers were picked to finish fifth in the ACC or higher was prior to the 2008-09 season. The Tigers were picked 11th last season in the preseason and jumped eight spots, finishing third in the regular season. Clemson has exceeded preseason expectations 10 times under Head Coach Brad Brownell since he assumed the head coach role in 2010.

### STATISTICAL OUTLOOK

	Clemson	Instagram	Ht.	Wt.	Yr.	Hometown	GP/GS	PPG	RPG	APG	MPG
G 0	Josh Beadle	jbeadle0	6-3.5	180	RSO.	Columbia, S.C.	8/0	3.0	0.8	0.4	8.6
G 1	Chase Hunter	chasehun1er	6-4.5	200	RSr.	Atlanta, Ga.	9/9	10.4	2.4	3.6	30.6
G 2	Dillon Hunter	dillonhunter	6-3.5	187	So.	Atlanta, Ga.	9/0	2.7	2.4	2.2	17.1
G 3	Jake Heidbreder	jakeheidbreder	6-5.5	180	RJr.	Floyds Knobs, Ind.					REDSHIRT
F 4	Ian Schieffelin	ian4schieff	6-8	238	Jr.	Loganville, Ga.	9/9	8.9	9.6	1.6	25.1
F 5	Jack Clark	jack5clark	6-10	207	Gr.	Cheltenham, Pa.	6/3	2.8	2.5	0.5	13.5
F 10	RJ Godfrey	randallgodfreyjr	6-8	228	So.	Suwanee, Ga.	9/0	7.1	4.9	0.9	17.9
G 11	Joseph Girard III	jjg3	6-2	189	Gr.	Glens Falls, N.Y.	9/9	15.1	3.1	3.4	31.8
G 12	Alex Hemenway	a1exhemenway	6-4	192	Gr.	Newburgh, Ind.	5/0	5.2	0.6	1.4	15.6
G 13	Andrew Latiff	a.latiff11	6-5	184	Sr.	Clemson, S.C.	1/0	0.0	0.0	0.0	1.1
F 15	Asa Thomas	_asathomas_	6-7	185	Fr.	Lake Forest, Ill.					REDSHIRT
G 20	Matt Kelly	matt.kelly1	6-2	175	Jr.	Charleston, S.C.	1/0	0.0	0.0	0.0	1.1
F 21	Chauncey Wiggins	chauncey.30	6-10.5	210	So.	Grayson, Ga.	9/6	5.9	1.9	0.9	17.5
C 24	PJ Hall	pjhall_24	6-10.5	238	Sr.	Spartanburg, S.C.	9/9	20.1	7.6	2.6	28.4
F 32	Daniel Nauseef	dnauseef	6-7	210	Jr.	Dayton, Ohio	1/0	0.0	1.0	0.0	1.1
F 33	Bas Leyte	basleyte	6-10.5	225	Gr.	Bergen op Zoom, Netherlands	9/0	1.0	1.3	0.4	5.9



0



**JOSH BEADLE**  
 RSO. • G • 6-3.5 • 180 • COLUMBIA, S.C./CARDINAL NEWMAN

	MIN	PTS	REB	AST	FG%	3FG%	FT%
23-24	8.6	3.0	0.8	0.4	.526	.333	.500
Career	11.9	2.5	1.0	0.8	.400	.226	.588

Season Highs: PTS (6), FG (3), 3FG (1), FT (2), REB (2), AST (1), STL (1)

» Season high six points in win at Alabama (11/28).  
 » Career-high 10 points vs. Florida State (2/15/23); 4-for-6 from the field.  
 » Averaged 16.9 points, 6.2 rebounds, 3.8 assists and 1.4 steals per game as a senior at Cardinal Newman. Eclipsed 1,000 career points.  
 » Won back-to-back SCISA Class 3A Championships and led team in scoring.  
 » Three-time All-Region, All-State, All-Tournament and All-Star player.  
 » Chose Clemson over Wake Forest and VCU.

1



**CHASE HUNTER**  
 RSR. • G • 6-4.5 • 200 • ATLANTA, GA./WESTLAKE HS

	MIN	PTS	REB	AST	FG%	3FG%	FT%
23-24	30.6	10.4	2.4	3.6	.386	.324	.824
Career	23.9	8.1	2.3	2.5	.403	.319	.778

Season Highs: PTS (18), REB (6), AST (7), FG (6), 3FG (3), FT (4), STL (2), BLK (1)

» Career high with 26 points vs. The Citadel. Career-high 8 assists vs. Bellarmine (Nov. 18).  
 » Career-high 23 points (7-9 FG) in win at Boston College (Feb. 26). Tied career-high 7 reb.  
 » Scored then-career-high 21 points vs. Wake Forest (2/23/22). Totaled career-best 10 field goals.  
 » Came to Clemson as a four-star prospect and No. 98 overall in 247Sports' Top 100.  
 » Rated the No. 4 player in the state of Georgia and the No. 14 combo guard in the country.  
 » Chose Clemson over Georgia, Virginia, Oklahoma and Michigan State.

2




**DILLON HUNTER**  
 SO. • G • 6-3.5 • 187 • ATLANTA, GA./WESTLAKE HS

	MIN	PTS	REB	AST	FG%	3FG%	FT%
23-24	17.1	2.7	2.4	2.2	.320	.308	.800
Career	13.1	1.7	1.5	1.4	.305	.212	.650

Season Highs: PTS (6), FG (2), 3FG (1), FT (2), REB (4), AST (4), STL (2)

» First career start vs. Georgia Tech; Season-high 9 points (3-5 FG) vs. Yellow Jackets.  
 » He is the younger brother of current Tiger Chase Hunter, was ranked No. 64 in the ESPN 100 and rated a four-star prospect.  
 » Hunter chose Clemson over Baylor, Auburn, Florida State, Kentucky, Georgia and Georgia Tech.  
 » "He has excellent vision and a feel for the game, which makes him an outstanding passer and facilitator who complements our other freshmen very well."

3




**JAKE HEIDBREDER (HIDE-BREEDER)**  
 RJR. • F • 6-5.5 • 180 • FLOYDS KNOBS, IND./FLOYDS KNOBS HS/AIR FORCE

	MIN	PTS	REB	AST	FG%	3FG%	FT%
23-24							
Career	33.3	12.9	3.3	1.8	.492	.391	.838

Season Highs: REDSHIRT

» 2023 All-Mountain West Third Team, 303 points in 2022 was then-Air Force freshman record in Mountain West era (4th all time).  
 » Averaged a team-leading 15.1 points per game last season at Air Force and was fourth in the Mountain West with 75 threes (seventh best in a season at Air Force).  
 » Shooting splits of .483/.399/.867 last season.  
 » Indiana Junior All-Star in high school and scored 1,228 points at Floyd Central H.S.  
 » Three-time First Team All-Hoosier Hills Conference; All-State Honorable Mention by AP

4



**IAN SCHIEFFELIN (CHEF-LIN)**  
 JR. • F • 6-8 • 238 • LOGANVILLE, GA./GRAYSON HS

	MIN	PTS	REB	AST	FG%	3FG%	FT%
23-24	25.1	8.9	9.6	1.6	.556	.625	.750
Career	17.1	4.9	4.3	1.4	.484	.373	.708

Season Highs: PTS (16), REB (17), FG (6), 3FG (2), FT (4), AST (5), STL (2), BLK (2)

» Career high 17 rebounds in win at Pittsburgh (7-10); Second career double-double vs. S. Car.  
 » Career-high six assists vs. Duke (Jan. 14); Drew career-high three charges.  
 » Career-high 20 points and 14 rebounds vs. The Citadel (Nov. 7); Career-best 9 off. rebounds.  
 » Averaged 12.0 points, 12.0 rebounds and 3.0 blocks per game as a senior for a top-ranked program in Georgia (Grayson HS). Finished 10th in country and No. 1 among public schools.  
 » Helped lead Grayson to a Region 8-AAAAAAA championship and 25-4 record as a soph.  
 » Chose Clemson over Virginia Tech and Dayton.

5




**JACK CLARK**  
 GR. • F • 6-10 • 207 • CHELTENHAM, PA./CHELTENHAM HS/NC STATE

	MIN	PTS	REB	AST	FG%	3FG%	FT%
23-24	13.5	2.8	2.5	0.5	.333	.273	.667
Career	26.9	10.0	5.6	1.4	.399	.300	.795

Season Highs: PTS (6), REB (5), AST (2), FG (2), 3FG (2), FT (2), STL (1), BLK (1)

» Offseason transfer from ACC foe NC State.  
 » Overcoming offseason hernia surgery.  
 » Played last season for the Wolpack and his first three seasons at La Salle.  
 » Averaged 9.0 points per game and 6.9 rebounds last season for NC State.  
 » Has played 86 games in his career with 60 starts.  
 » Redshirted the 2019-20 season due to injury.

10




**RJ GODFREY**  
 SO. • F • 6-8 • 228 • SUWANEE, GA./NORTH GWINNETT HS

	MIN	PTS	REB	AST	FG%	3FG%	FT%
23-24	17.9	7.1	4.9	0.9	.560	.500	.438
Career	11.2	4.0	2.7	0.5	.582	.364	.571

Season Highs: PTS (12), REB (10), FG (5), 3FG (1), FT (4), AST (2), STL (2), BLK (4)

» Career high 12 points in season-opening win over Winthrop  
 » Rated as a three-star prospects by 247Sports (#130) and Rivals (#135).  
 » Godfrey averaged 16.0 points, 9.0 rebounds, 4.0 assists and 3.0 blocks per game last season. He is the rated the No. 5 player in the state of Georgia.  
 » His father, Randall Godfrey, is an 11-year NFL veteran who played linebacker for the Dallas Cowboys, Tennessee Titans, Seattle Seahawks, San Diego Chargers and the Washington Commanders.  
 » Godfrey chose Clemson over Ole Miss, Texas Tech, Georgia Tech, Utah and Georgia

11



**JOSEPH GIRARD III**  
 GR. • G • 6-2 • 189 • GLENS FALLS, N.Y./GLENS FALLS/SYRACUSE

	MIN	PTS	REB	AST	FG%	3FG%	FT%
23-24	31.8	15.1	3.1	3.4	.436	.444	.897
Career	32.5	13.3	2.9	3.5	.381	.368	.865

Season Highs: PTS (25), REB (7), FG (9), 3FG (6), FT (8), AST (5), STL (2), BLK (1)

» Season-high 25 points in win at Pittsburgh; 6-9 3FG, 7-10 FG  
 » 320 career 3-pointers is eighth all-time in the ACC  
 » 17 points and five assists in Asheville Championship title game against Davidson.  
 » Scored 1,652 points in four seasons at Syracuse with 360 rebounds, 445 assists and 165 steals.  
 » Played in 125 games for the Orange, including 123 starts.  
 » The top returning scorer in the ACC during league play from last year (17.8 points per game).

12




**ALEX HEMENWAY**  
 GR. • G • 6-4 • 192 • NEWBURGH, IND./CASTLE HS

	MIN	PTS	REB	AST	FG%	3FG%	FT%
23-24	15.6	5.2	0.6	1.4	.381	.421	.500
Career	16.5	5.3	1.3	0.6	.446	.429	.761

Season Highs: PTS (9), FG (3), 3FG (3), REB (2), AST (3), BLK (1)

» As it stands, he ranks sixth all-time in 3-point percentage in school history (42.9%).  
 » 15 points and career-high 3 assists in win over Penn State (Nov. 29).  
 » Finished 5-for-5 from the field and 3-for-3 from three against Loyolya Maryland (Nov. 21).  
 » Career-high 18 points (7-9 FG, 4-6 3FG) in 81-70 win over USC Upstate (Nov. 15).  
 » Chose Clemson over Nebraska, Creighton, DePaul and Belmont.  
 » Father, Todd, played high school soccer in Indiana with Head Coach Brad Brownell.

15




**ASA THOMAS (ACE-UH)**  
 FR. • F • 6-7 • 185 • LAKE FOREST, ILL./LAKE FOREST HS

	MIN	PTS	REB	AST	FG%	3FG%	FT%
23-24							
Career	--	--	--	--	--	--	--

Season Highs: REDSHIRT

» Rated a three-star prospect, according to 247Sports and Rivals. Ranked as the eighth-best player in the 2023 class from the state of Illinois.  
 » Scored 1,130 career points at Lake Forest High School, averaging over 17.0 points per game as a senior.  
 » Led the Illinois Wolves (AAU) on the UAA circuit, averaging 15.1 points per game. He was recognized by Synergy Sports as the most offensively efficient player on the UAA 17U circuit.  
 » Chose Clemson over Illinois, Iowa, Wisconsin, Virginia Tech, Marquette and DePaul.

21




**CHAUNCEY WIGGINS**  
 SO. • F • 6-10.5 • 210 • GRAYSON, GA./GRAYSON HS

	MIN	PTS	REB	AST	FG%	3FG%	FT%
23-24	17.5	5.9	1.9	0.9	.432	.348	.700
Career	11.1	3.3	1.1	0.5	.439	.379	.692

Season Highs: PTS (15), REB (6), FG (5), 3FG (3), FT (2), AST (2), BLK (1)

» Career-high 15 points in win over South Carolina; Career best three 3-pointers  
 » Rated a three-star prospect, according to 247Sports and Rivals.  
 » Wiggins averaged 12.1 points, 6.6 rebounds, 2.3 assists, 1.2 steals and 1.8 blocks per game last season for Grayson. He was high school teammates with current Tiger Ian Schieffelin (Loganville, Ga./Grayson). Wiggins is ranked as the fourth-best player in the 2022 class from the state of Georgia and is a Top 150 player according to 247Sports.  
 » Wiggins chose Clemson over NC State, Georgia, South Florida and Maryland.

24




**PJ HALL**  
 SR. • C • 6-10.5 • 238 • SPARTANBURG, S.C./DORMAN HS

	MIN	PTS	REB	AST	FG%	3FG%	FT%
23-24	28.4	20.1	7.6	2.6	.550	.405	.762
Career	22.5	13.2	5.1	1.2	.517	.349	.778

Season Highs: PTS (29), REB (9), FG (11), 3FG (3), FT (6), AST (4), STL (3), BLK (4)

» Career high 29 points against Alcorn State.  
 » Tournament MVP at 2023 Asheville Championship.  
 » 28th on Clemson scoring list (1,193 points).  
 » Third Team All-ACC in 2022-23.  
 » 2020 No. 1 prospect in the state of South Carolina; ESPN ranked Hall No. 48 in its Top 100.  
 » Highest rated prospect of the Brownell Era and fourth all-time at Clemson (247Sports).  
 » Chose Clemson over Virginia Tech, Florida, Tennessee, Georgia Tech and South Carolina.

33



**BAS LEYTE (BOZ, LIGHT-UH)**  
 GR. • F • 6-10.5 • 225 • BERGEN OF ZOOM, NETHERLANDS/(NEW HAMPTON HS/UNCG)

	MIN	PTS	REB	AST	FG%	3FG%	FT%
23-24	5.9	1.0	1.3	0.4	.800	.000	.333
Career	15.6	5.0	3.3	0.6	.505	.187	.668

Season Highs: PTS (2), FG (1), REB (3), AST (2), BLK (1), STL (1)

» Offseason graduate transfer from Southern Conference member UNC Greensboro.  
 » Will serve as primary backup to starting center PJ Hall.  
 » Played in all 32 games last season and made 30 starts.  
 » Averaged 7.6 points and 3.4 rebounds per game last year for UNCG.  
 » Had 13 double-figure scoring games, and scored a season high 16 points against Chattanooga on Feb. 18, 2023. Recorded season-high 10 rebounds against Marshall on Dec. 13, 2022.



**ANDREW LATIFF**  
 SR. • G • 6-5 • 184  
 CLEMSON, S.C.  
 DANIEL HS  
 » Promoted undergraduate manager  
 » Team captain and two-year starter in high school

13



**MATT KELLY**  
 JR. • G • 6-2 • 175  
 CHARLESTON, S.C.  
 PORTER-GAUD HS  
 » First career points on a layup at North Carolina (Feb. 11, 2023).  
 » Second year in the program.

20



**DANIEL NAUSEEF**  
 JR. • F • 6-7 • 210  
 DAYTON, OHIO  
 CHAMINADE JULIENNE CATHOLIC  
 » First career points vs. Richmond (Dec. 17, 2022).  
 » Promoted undergraduate manager

32



# ROSTER

## NUMERICAL

No	Name	Pos	Hgt	Wgt	Year	Hometown	Previous School	Pronunciation/Notes
0	Josh Beadle	G	6-3.5	180	RSo.	Columbia, S.C.	Cardinal Newman HS	
1	Chase Hunter	G	6-4.5	200	RSr.	Atlanta, Ga.	Westlake HS	
2	Dillon Hunter	G	6-3.5	187	So.	Atlanta, Ga.	Westlake HS	
3	Jake Heidbreder	G	6-5.5	180	Jr.	Floyds Knobs, Ind.	Floyd Knobs HS/Air Force	HIDE-breeder CHEF-Jynn
4	Ian Schieffelin	F	6-8	238	Jr.	Loganville, Ga.	Grayson HS	
5	Jack Clark	F	6-10	207	Gr.	Cheltenham, Pa.	Cheltenham/NC State	
10	RJ Godfrey	F	6-8	228	So.	Suwanee, Ga.	North Gwinnett HS	
11	Joseph Girard III	G	6-2	189	Gr.	Glens Falls, N.Y.	Glens Falls HS/Syracuse	
12	Alex Hemenway	G	6-4	192	Gr.	Newburgh, Ind.	Castle HS	
13	Andrew Latiff	G	6-5	184	Sr.	Clemson, S.C.	Daniel HS	LUH-tiff ACE-uh
15	Asa Thomas	F	6-7	185	Fr.	Lake Forest, Ill.	Lake Forest HS	
20	Matt Kelly	G	6-2	175	Jr.	Charleston, S.C.	Porter-Gaud HS	
21	Chauncey Wiggins	F	6-10.5	210	So.	Grayson, Ga.	Grayson HS	
24	PJ Hall	F	6-10.5	238	Sr.	Spartanburg, S.C.	Dorman HS	
32	Daniel Nauseef	F	6-7	210	Jr.	Dayton, Ohio	Chaminade Julianne Catholic	NAW-seef BOZ, LIGHT-uh
33	Bas Leyte	F	6-10.5	225	Gr.	Bergen op Zoom, Netherlands	New Hampton HS/UNCG	

Head Coach: Brad Brownell

Associate Head Coach: Billy Donlon

Assistant Coaches: Sean Dixon and Dick Bender

Director of Basketball Operations: Andy Assaley

Director of Recruiting: Lucas McKay

Special Assistant to the Head Coach: Jeff Reynolds

Director of Strength & Conditioning: Preston Greene

Director of Player Development: Terrell McIntyre

Sports Medicine: Brad Crowe

Video Coordinator: Aaron Stevens

Nutritionist: Michelle Sweeney

Graduate Manager: Joel Dance and AJ Morris

Undergraduate Managers: Tyler Pepicelli, Conner Pederson, Luke Ferrell, Sebastian Miller, Luke Ciprich, Hayden Johnson, Robert Liollo, Cameron White, Jameson Browne, Ryan Gormley, Farrakhan Jones-James, Will Buchert, Carter Berry



#0 JOSH BEADLE  
G • 6-3.5 • 180 • RFr.  
Columbia, S.C.



#1 CHASE HUNTER  
G • 6-4.5 • 200 • RSr.  
Atlanta, Ga.



#2 DILLON HUNTER  
G • 6-3.5 • 187 • So.  
Atlanta, Ga.



#3 JAKE HEIDBREDER  
G • 6-5.5 • 180 • Jr.  
Floyds Knobs, Ind.




#4 IAN SCHIEFFELIN  
F • 6-8 • 238 • Jr.  
Loganville, Ga.



#5 JACK CLARK  
F • 6-10 • 207 • Gr.  
Cheltenham, Pa.



#10 RJ GODFREY  
F • 6-8 • 228 • So.  
Suwanee, Ga.



#11 JOSEPH GIRARD III  
G • 6-2 • 189 • Gr.  
Glens Falls, N.Y.



#12 ALEX HEMENWAY  
G • 6-4 • 192 • Gr.  
Newburgh, Ind.



#13 ANDREW LATIFF  
G • 6-5 • 184 • Sr.  
Clemson, S.C.



#15 ASA THOMAS  
F • 6-7 • 185 • Fr.  
Lake Forest, Ill.



#20 MATT KELLY  
G • 6-2 • 175 • Jr.  
Charleston, S.C.




#21 CHAUNCEY WIGGINS  
F • 6-10.5 • 210 • So.  
Grayson, Ga.



#24 PJ HALL  
C • 6-10.5 • 238 • Sr.  
Spartanburg, S.C.



#32 DANIEL NAUSEEF  
F • 6-7 • 210 • Jr.  
Dayton, Ohio



#33 BAS LEYTE  
F • 6-10.5 • 225 • Gr.  
Beren op Zoom, Netherlands



BRAD BROWNELL  
Head Coach  
14th Season



BILLY DONLON  
Associate Head Coach  
2nd Season



SEAN DIXON  
Assistant Coach  
2nd Season



DICK BENDER  
Assistant Coach  
12th Season\*



ANDY ASSALEY  
Operations  
2nd Season



LUCAS MCKAY  
Recruiting  
11th Season\*



PRESTON GREENE  
Strength and Conditioning  
3rd Season\*



TERRELL MCINTYRE  
Player Development  
7th Season



BRAD CROWE  
Sports Medicine  
8th Season



AARON STEVENS  
Video Coordinator  
2nd Season



MICHELLE SWEENEY  
Nutrition  
3rd Season



JOEL DANCE  
Graduate Manager  
1st Season



AJ MORRIS  
Graduate Manager  
2nd Season

\* – denotes multiple stints served on full-time staff for Clemson Basketball

# HEAD COACH BRAD BROWNELL



(Clicking on Coach Brownell's headshot will take you to his online bio)

## CAREER RECORDS

Overall Record: 417-262  
 Conference Games (regular season career): 219-158  
 Non-Conference Games (at Clemson): 125-47  
 ACC Tournament: 7-12  
 NCAA Tournament (career): 3-6  
 Overtime Games (at Clemson): 14-8  
 NIT (career): 4-4

## CAREER RECORDS (ACC PLAY)

Overall Record (Regular Season): 118-117  
 Overall Record (inc. postseason): 125-129  
 ACC Tournament: 6-11

## ALL-TIME WINNINGEST COACHES

1.	<b>Brad Brownell (2010-present)</b>	<b>250-177</b>
2.	Cliff Ellis (1985-94)	177-128
3.	Bill Foster (1975-84)	156-106
4.	Oliver Purnell (2003-10)	138-88
5.	Joe Davis (1932-40)	101-86

## CAREER COACHING RECORDS

**Season Victories:** 25  
 Cliff Ellis, 1986-87  
 Oliver Purnell, 2006-07  
 Brad Brownell, 2017-18

**Home Victories**  
 161, Brad Brownell (161-53), 2010-23

**ACC Season Victories**  
 14, Brad Brownell, 2022-23

**ACC Home Victories**  
 9, Brad Brownell, 2022-23

**ACC Regular Season Career Victories**  
 118, Brad Brownell (118-117), 2010-23

**Overall Wins vs. ACC Teams**  
 125, Brad Brownell (125-129), 2010-23

**Overall Winning Percentage**  
 vs. ACC Teams: .492, Brad Brownell (125-129), 2010-23

**Overall ACC Home Winning Percentage**  
 .686, Brad Brownell (81-37), 2010-23

## ABOUT BRAD BROWNELL

**Born** November 15, 1968  
**Hometown** Evansville, Indiana  
**High School** Harrison High School  
**Degree** DePauw University (1991); history  
**Master's** University of Indianapolis (1994); history

### FAMILY

**Wife** Paula  
**Daughter** Abby  
**Daughter** Kate

### COACHING EXPERIENCE

Years	School, Position
1991-92	Evansville, graduate assistant
1992-94	Indianapolis; assistant coach
1994-2002	UNC Wilmington, assistant coach
2002-06	UNC Wilmington, head coach
2006-10	Wright State, head coach
2010-pres.	Clemson, head coach

### PLAYING EXPERIENCE

**Years**  
 1988-91 DePauw University  
 (Ranks seventh in school history in career assists - 332; 15th in steals - 102; 17th in free throw percentage - .782)  
 1989-90 Season  
 .899 free throw percentage; 132 assists, 47 steals (all top 10 single season; 2nd in FT, 10th in AST, 9th in STL)

### COACHING HONORS

2003 Colonial Athletic Association Coach of the Year  
 2006 Colonial Athletic Association Coach of the Year  
 2008 Horizon League Coach of the Year  
 2018 Sports Illustrated College Basketball Coach of the Year

### COACHING TREE

**Zavier Anderson** (Assistant coach at Florida International)  
**Nick Bowman** (Assistant coach at New Orleans)  
**Matt Bucklin** (Assistant coach at James Madison)  
**Tee Butters** (Assistant coach at Arkansas State)  
**Kylen Butler** (Assistant coach at Eastern Illinois)  
**Mark Byington** (Head coach at James Madison)  
**Austin Claunch** (Assistant coach at Alabama)  
**Aaron Coombs** (Head coach at Georgia Southwestern State)  
**Billy Donlon** (Associate head coach at Clemson)  
**Jimmy Garrity** (Head women's coach at Wolford)  
**Earl Grant** (Head coach at Boston College)  
**Marty McGillan** (Assistant coach at Longwood)  
**Riley McGillan** (Assistant coach at Lenoir-Rhyne)  
**Lucas McKay** (Director of recruiting at Clemson)  
**Rick Ray** (Assistant coach at Colorado)  
**Richie Riley** (Head coach at South Alabama)  
**Tanner Smith** (Assistant coach at Appalachian State)  
**Aaron Stevens** (Video coordinator at Clemson)

### NBA DRAFT PICKS UNDER BROWNELL

2014 KJ McDaniels, 32nd to Philadelphia  
 2017 Jaron Blossomgame, 59th to San Antonio  
 2023 Hunter Tyson, 37th to Denver

## BROWNELL'S YEAR-BY-YEAR HEAD COACHING RECORD

YEAR	SCHOOL	OVERALL	.PCT	CONF.	POSTSEASON
2002-03	UNC Wilmington	24-7	.744	15-3	NCAA, 1st round
2003-04	UNC Wilmington	15-15	.500	9-9	
2004-05	UNC Wilmington	19-10	.655	13-5	
2005-06	UNC Wilmington	25-8	.758	15-3	NCAA, 1st round
2006-07	Wright State	23-10	.697	13-3	NCAA, 1st round
2007-08	Wright State	21-10	.677	12-6	
2008-09	Wright State	20-13	.606	12-6	
2009-10	Wright State	20-12	.625	12-6	
2010-11	Clemson	22-12	.647	9-7	NCAA, 2nd round
2011-12	Clemson	16-15	.516	8-8	
2012-13	Clemson	13-18	.419	5-13	
2013-14	Clemson	23-13	.639	10-8	NIT, Semifinals
2014-15	Clemson	16-15	.516	8-10	
2015-16	Clemson	17-14	.548	10-8	
2016-17	Clemson	17-16	.515	6-12	NIT, 1st Round
2017-18	Clemson	25-10	.714	11-7	NCAA, Sweet 16
2018-19	Clemson	20-14	.588	9-9	NIT, 2nd Round
2019-20	Clemson	16-15	.516	9-11	No Postseason Due to COVID-19
2020-21	Clemson	16-8	.667	10-6	NCAA, 1st Round
2021-22	Clemson	17-16	.515	8-12	
2022-23	Clemson	23-11	.676	14-6	NIT, 1st Round
2023-24	Clemson	9-0	1.000	1-0	

### HEAD COACHING SUMMARY

at UNC Wilmington	83-40	.675	52-20
at Wright State	84-45	.651	49-21
at Clemson	250-177	.585	118-117
<b>TOTALS</b>	<b>417-262</b>	<b>.614</b>	<b>219-158</b>

NOTE: Conference record is regular season only.





# NOTES

2002-03 9-0 15-13, No Postseason  
2023-24 9-0 ---

## CLEMSONGRIT

**Program Definition:** Passion and perseverance toward a long-term goal.

**Culture of Commitment:** Integrity, Work Ethic, Sacrifice

» Instituted in 2016-17, the program embodies a workman-like culture and blue collar work ethic.

*"Grit, passion and perseverance toward a long-term goal and that can be applied to many things. It's not just about a season. It might be a college career. It might be a professional career. It might be graduating from college. It can pertain to just about anything. You need to have tremendous passion for something in your life if you want to be successful." - Head Coach Brad Brownell*

### SEASIS HISTORY VS. MEMPHIS

- This marks the first-ever meeting between Clemson and Memphis in program history.

### CLEMSON IS NO. 11 IN THIS WEEK'S NET RANKINGS

- Clemson is ranked No. 11 in the nation in the latest NET rankings. The Tigers previously jumped 42 spots after Quad 1 road wins at No. 12 Alabama and No. 60 Pittsburgh. Clemson is the highest ranked ACC team in terms of NET ranking.
- Clemson is 3-0 in Quad 1 games and stands as the only ACC team with tree Quad 1 wins. The other 14 teams in the ACC have combined for six Quad 1 wins so far. Three Quad 1 wins are tied for second-most in the country.
- Clemson is No. 1 in RPI and has the No. 5 strength of schedule in the country.

### TIGERS HAVE MORE ASSISTS THAN TURNOVERS IN EVERY GAME

- One of the reasons for Clemson's 9-0 start has been excellence when it comes to assist/turnover ratio. The Tigers have had more assists than turnovers in each of the first nine games, which has to make head coach and former DePauw University point guard Brad Brownell pleased. Brownell by the way is still seventh in DePauw history in career assists.
- Clemson's streak of nine consecutive games with more assists than turnovers is the longest for a Clemson team since the 1982-83 season when then Head Coach Bill Foster's Tigers had a streak of 13 consecutive games. That streak took place from the Jan. 24, 1983 Georgia Tech game through the March 5, 1983 Illinois-Chicago game.
- There has been just one other streak of seven games over the last 40 years and that came in 1983-84 when Clemson had a seven-game streak. The Tigers led the nation in assists per game that year with 20.39.
- Clemson has 153 assists and 92 turnovers so far this season for a 1.66 ratio. That is ahead of the Clemson single season record of 1.48 set during the 1980-81 season. Clemson is averaging 17 assists per game, the most on a per game basis since the 1989-90 Clemson team averaged 17.2 per contest.

### CLEMSON OFF TO BEST START SINCE 2008-09

- Clemson has won its first nine games, its best start under Brad Brownell and its best start since beginning 16-0 in 2008-09. Clemson has this strong start and has played just four of the nine games at home. The Tigers are 4-0 at home, 2-0 on the opponent's home court and 3-0 at neutral sites, including the Dec. 9 win over TCU in Toronto.
- This is the 12th start of 9-0 or better in Clemson history, but just the fourth time Clemson has done it by playing just four games or fewer at home. Clemson won its first nine games in 2008-09 and did it by going 4-0 at home, 2-0 on the road and 3-0 at neutral site, the exact same W-L line as this year.
- Clemson went 17-0 to start 2006-07 and had a 4-0 mark at home, 3-0 on the road and 2-0 at neutral site in this first nine games. Back in 1934-35 the Tigers started 9-0 and six of the nine wins were on the road. That Clemson team finished 15-3.

### CLEMSON'S BEST STARTS TO A SEASON

Year	Start	Final Record
1986-87	17-0	25-6, NCAA First Round
2006-07	17-0	25-11, NIT Championship Game
2008-09	16-0	23-9, NCAA First Round
1985-86	11-0	19-15, NIT Quarterfinals
1995-96	11-0	18-11, NCAA First Round
1994-95	10-0	15-13, NIT First Round
2007-08	10-0	24-10, NCAA First Round
1934-35	9-0	15-3, No Postseason
1978-79	9-0	19-10, NIT Second Round
1992-93	9-0	17-13, NIT Second Round

### CLEMSON RANKS SIXTH IN ACC IN WINS OVER LAST SIX SEASONS

- Head Coach Brad Brownell has led the Tigers to the sixth-most overall wins amongst ACC teams since 2017-18.
- The Tigers have won 62 games in the league, which ranks fifth in that same time frame.

### MOST WINS SINCE 2017-18 (AS OF 12/15/23; ORDERED BY ACC WINS)

Rk	Team	2023-24	ACC	Overall	ACC
1.	Virginia	8-1	1-0	160-43	89-25
2.	Duke	7-3	0-1	165-50	79-34
3.	North Carolina	7-2	1-0	143-73	70-43
4.	Florida State	4-4	0-1	126-73	66-46
5.	<b>Clemson</b>	<b>9-0</b>	<b>1-0</b>	<b>126-74</b>	<b>62-51</b>
6.	Virginia Tech	7-3	1-0	128-75	58-52
7.	Miami	7-2	1-0	123-83	57-59
8.	Syracuse	7-3	0-1	119-86	56-57
9.	NC State	7-2	1-0	120-80	56-58
10.	Louisville	4-6	0-1	100-95	50-60
11.	Notre Dame	4-5	0-1	105-98	46-69
12.	Georgia Tech	5-3	1-0	93-101	45-68
13.	Wake Forest	6-3	0-0	91-101	40-74
14.	Boston College	8-3	0-1	86-108	36-74
15.	Pittsburgh	7-3	0-1	90-109	35-79

### CLEMSON WINS OUTSIDE THE UNITED STATES AGAINST TCU

- Clemson played its first ever game in Canada and beat TCU, 74-66, on December 9 in Toronto. It was Clemson's first regular season game outside the U.S. since November 21, 2018 when the Tigers played the third of three games against Creighton in the championship game of a tournament in the Cayman Islands.
- Overall, Clemson is now 20-9 in games outside the United States. The first took place in the season opener of the 1987-88 season when the Tigers defeated Oregon State, 69-54 in Taiwan. Clemson played just one official game on that trip, but also had two exhibition games against foreign teams.
- Brad Brownell has a 7-3 record in games played outside the United States. He also has taken two Clemson teams to the Virgin Islands.

### CLEMSON REGULAR SEASON GAMES OUTSIDE UNITED STATES (20-9)

Date	Opponent	Site	W-L	Score
12-9-23	TCU	Toronto, Canada	W	74-66
11-21-18	Creighton	Cayman Islands	L	82-87
11-20-18	Georgia	Cayman Islands	W	64-49
11-19-18	Akron	Cayman Islands	W	72-69
11-24-14	LSU	Virgin Islands	W	64-61
11-22-14	Nevada	Virgin Islands	W	59-50
11-21-14	Gardner-Webb	Virgin Islands	L	70-72
11-22-10	Seton Hall	Virgin Islands	W	64-58 (OT)
11-21-10	Old Dominion	Virgin Islands	L	60-61
11-19-10	Long Beach State	Virgin Islands	W	69-55
12-22-07	Ole Miss	Puerto Rico	L	82-85
12-21-07	DePaul	Puerto Rico	W	90-74
12-20-07	Puerto Rico-Mayaguez	Puerto Rico	W	90-73
12-21-05	Akron	Puerto Rico	W	66-69
12-20-05	Holy Cross	Puerto Rico	W	71-48
12-19-05	Puerto Rico-Mayaguez	Puerto Rico	W	101-60
11-20-01	Miami (Fla.)	Virgin Islands	L	65-67
11-19-01	La Salle	Virgin Islands	W	81-69
11-17-01	Morris Brown	Virgin Islands	W	70-57
12-22-00	Washington	Puerto Rico	L	76-77 (OT)
12-21-00	Cincinnati	Puerto Rico	L	80-88
12-20-00	Florida Atlantic	Puerto Rico	W	94-81
12-1-96	Minnesota	Puerto Rico	L	65-75
11-30-96	Missouri	Puerto Rico	W	47-45
11-29-96	Delaware	Puerto Rico	W	78-71
11-28-89	Alabama	Puerto Rico	L	48-57
11-26-89	Stetson	Puerto Rico	W	74-61
11-24-89	American-PR	Puerto Rico	W	87-73
11-27-87	Oregon State	Puerto Rico	W	69-54

### SCHIEFFELIN PULLS IN 17 REBOUNDS AT PITTSBURGH - MOST BY A TIGER IN ALMOST 16 YEARS

- Clemson forward Ian Schieffelin had 17 rebounds in Clemson's victory at Pittsburgh on December 3, 2023, the most by a Clemson player under Brad Brownell and the most in any game since Trevor Booker had 17 at East Carolina on December 5, 2007.
- Schieffelin had a 14-rebound effort at Alabama the previous game on November 28. Those two individual efforts were big reasons Clemson won at Alabama and Pittsburgh and allowed the

## QUICK FACTS - CLEMSON

Nickname	Tigers
Location	Clemson, S.C. 29633
Colors	Tiger Orange and Regalia
Founded	1889
Enrollment	27,341
President	Dr. James P. Clements (Maryland-Baltimore County '86)
Director of Athletics	Graham Neff (Georgia Tech '06)
Conference	Atlantic Coast Conference
Facility (Capacity)	Littlejohn Coliseum (9,000)
Year Opened	1968 (Renovated 2015-16)
Record at Facility	597-211
Record Crowd	13,863 (Jan. 9, 1980 vs. Duke)
Head Coach	Brad Brownell (DePauw '91)
Years as full-time college coach (inc. GA)	33
Winning seasons (HC & Asst. & GA)	27
Record as a head coach	417-262
Record at Clemson	250-177
First Year of Basketball	1911-12
Seasons of Basketball	112
Overall Record	1410-1357-1

Tigers to stay even on the boards at Alabama and +7 at Pittsburgh. Alabama and Pittsburgh were both among the top 25 teams in the nation in rebounding with margins of at least +10 rebounds per game entering those contests.

- Schieffelin's 31 rebounds over a two-game period were the most by a Tiger since the 1998-99 season. Tom Wideman had 17 rebounds in an NIT quarterfinal game against Butler on March 18, 1999, then had 15 against Xavier in the NIT semifinals in Madison Square Garden on March 23, 1999.

### TIGERS POSTS CONSECUTIVE ROAD WINS

- Clemson posted consecutive road victories, 85-77 at Alabama (Nov. 28) and 79-70 at Pittsburgh (Dec. 3) in the ACC opener. This marks the first time since November 29-December 2, 2006 that Clemson has recorded road wins over Power 6 Conference schools by at least eight points in the same week.
- The last time it happened the Tigers won at Miami (Fla.) on November 29, 2006 by a 90-68 score, then defeated South Carolina in Columbia on December 2, 2006 by a 74-53 count.
- Last year on Jan 4-7, Clemson defeated Virginia Tech (68-65) and Pittsburgh (75-74) in consecutive road games, but obviously those game were much closer.

### SNAPPING STREAKS

- The win over Alabama snapped its 19-game home winning streak and also its 18-game non-conference opponent home winning streak.
- The Tigers improved to 6-0 with the victory—the program's best start since beginning the 2008-09 season 16-0.

### CLEMSON'S SECOND NON-CONFERENCE TOP-25 ROAD WIN IN PROGRAM HISTORY

- Clemson's win over No. 23 Alabama (11/28) was the program's second non-conference ranked true road win in program history.
- The Tigers overcame a 53-46 deficit in the second half, thanks to a 13-0 run and beat the Crimson Tide 85-77 to win its first-ever game in the ACC/SEC Challenge.
- Head Coach Brad Brownell has both of Clemson's victories on the road against Top-25 non-conference opponents.

### CLEMSON'S RANKED NON-CON TRUE ROAD VICTORIES

Date	Location	AP (CU/Opp)	W/L	Score
11-28-23	Tuscaloosa, Ala.	NR/23	W	85-77
12-21-16	Columbia, S.C.	NR/22	W	62-60

### REGULAR SEASON TOURNAMENTS UNDER BROWNELL

- Since the 2010-11 season, Clemson is 21-16 in regular season tournaments, including wins over UAB and Davidson in this year's 2023 Asheville Championship.
- PJ Hall was named Tournament MVP of the Asheville Championship.
- Clemson defeated Mississippi State and Purdue in the 2020 Space Coast Challenge to clinch the tournament championship.

### CLEMSON REGULAR SEASON TOURNAMENT CHAMPIONSHIPS

- The Tigers have won 29 regular season championships in history.
- The 2023 Asheville Championship marks the second won by Head Coach Brad Brownell at Clemson.

### CLEMSON REGULAR SEASON TOURNAMENT CHAMPIONSHIPS

Year	Tournament	Site	Victories
2023-24	Asheville Champ.	Asheville, N.C.	UAB, Davidson

# NOTES

2020-21	Space Coast	Melbourne, Fla.	Miss. St., Purdue
2008-09	Charleston Classic	Charleston, S.C.	Hofstra, TCU, Temple
2006-07	Cox Comm. Classic	Norfolk, Va.	A-State, Monmouth
2005-06	San Juan Shootout	San Juan, P.R.	PR-Mayaguez, Holy Cross, Akron
1990-91	FIU Invite	Miami, Fla.	Coppin St., Fla. Atlantic
1986-87	Hawaii Pacific Inv.	Honolulu, Hawaii	Fordham, Hawaii, Pacific
1986-87	TCBY Invite	Little Rock, Ark.	Delaware St., UALR
1986-87	IPTAY Invite	Clemson, S.C.	Georgia St., Boston U.
1985-86	IPTAY Invite	Clemson, S.C.	ETSU, South Fla.
1984-85	Music City Invite	Nashville, Tenn.	UMass, Vandy
1984-85	IPTAY Invite	Clemson, S.C.	Campbell, South Fla.
1983-84	IPTAY Invite	Clemson, S.C.	Marquette, Furman
1981-82	IPTAY Invite	Clemson, S.C.	Bowling Green, Stetson
1980-81	Rainbow Classic	Honolulu, Hawaii	La. Tech, Indiana, Hawaii
1980-81	IPTAY Invite	Clemson, S.C.	Cornell, Fairfield
1979-80	IPTAY Invite	Clemson, S.C.	Sienna, MTSU
1978-79	Sun Bowl	El Paso, Texas	UTEP, Texas Tech
1978-79	IPTAY Invite	Clemson, S.C.	Brown, Kent State
1977-78	Charleston Invite	Charleston, S.C.	Catholic, Canisius
1977-78	IPTAY Invite	Clemson, S.C.	TCU, Rhode Island
1976-77	IPTAY Invite	Clemson, S.C.	Yale, Florida State
1975-76	Charlotte Invite	Charlotte, N.C.	BC, Davidson
1973-74	Poinsettia Classic	Greenville, S.C.	Delaware, Furman
1973-74	IPTAY Invitational	Clemson, S.C.	Auburn, St. John's
1971-72	Poinsettia Classic	Greenville, S.C.	Holy Cross, Auburn
1966-67	Poinsettia Classic	Greenville, S.C.	LSU, Furman
1965-66	Poinsettia Classic	Greenville, S.C.	Ole Miss, Manhattan
1955-56	Gator Bowl	Jacksonville, Fla.	LSU, South Carolina

## LARGEST COMEBACK VICTORIES IN PROGRAM HISTORY

- Clemson was down 23-5 in the 2023 Asheville Championship game to Davidson, before engineering an 18-2 run to get back into the game.
- From that point, 23-5, the Tigers outscored the Wildcats by 21 to win 68-65.
- It tied for the fifth-largest comeback in program history and the second largest under Head Coach Brad Brownell.
- The Tigers overcame a 19-point deficit to NC State (31-12) to win 60-50 on Jan. 25, 2011.

## CLEMSON'S LARGEST COMEBACK VICTORIES IN PROGRAM HISTORY

### (RANKED LARGEST TO SMALLEST)

Date	Opponent	Deficit	Final Score
3-2-08	at Maryland	20 (59-39)	73-70
12-9-78	The Citadel	20 (26-6)	71-58
1-25-11	NC State	19 (31-12)	60-50
3-17-90	vs. La Salle	19 (41-22)	79-75
11-12-23	Davidson	18 (23-5)	68-65
12-30-01	Coastal Carolina	18 (37-19)	81-68

## CLEMSON HAS OVERCOME HALFTIME DEFICIT 22 TIMES SINCE 2019-20

- Clemson overcame its first halftime deficit of the year and managed to come back and win the game over UAB (11/10).
- The Tigers trailed by three at the break and by a game-high nine points with 7:01 remaining before a 14-0 run put the Tigers in position to win. Clemson would close it out 77-76 on late free throws by Chase Hunter.
- In as many games, the Tigers overcome a second halftime deficit in the championship game against Davidson of the 2023 Asheville Championship.
- Clemson trailed Davidson 23-5, but used an 18-2 run to close the gap and outscored the Wildcats by 21 points the rest of the way to win by three.
- The Tigers trailed the Gamecocks by seven (30-23) for its third halftime deficit overcome to win this season.
- It was the largest halftime deficit overcome by Clemson in series history against South Carolina to win. The previous high was five (25-20) and won 55-52 on Feb. 1, 1992.

## OVERCOMING HALFTIME DEFICITS (2019-20 to Present)

Date	Site	Half	Opponent	Half Margin	Final
12-6-23	H	23-30	South Carolina	-7	72-67
11-12-23	N	23-28	Davidson	-5	68-65
11-10-23	N	39-42	UAB	-3	77-76
1-28-23	A	33-34	Florida State	-1	82-81
1-21-23	H	26-33	Virginia Tech	-5	26-31
1-14-23	H	30-34	Duke	-4	72-64
1-7-23	A	38-40	Pittsburgh	-2	75-74
1-4-23	A	29-32	Virginia Tech	-3	68-65
12-2-22	H	26-33	Wake Forest	-7	77-57
11-29-22	H	29-35	Penn State	-6	101-94 (20T)
3-5-22	H	30-33	Virginia Tech	-3	63-59
3-2-22	H	27-33	Georgia Tech	-6	68-65
11-9-21	H	24-32	Presbyterian	-8	64-53

2-12-21	H	26-30	Georgia Tech	-4	74-72
1-27-21	H	21-22	Louisville	-1	54-50
1-5-21	H	32-39	NC State	-7	74-70 (OT)
1-2-21	A	32-34	Miami (Fla.)	-2	66-65
12-29-20	H	29-34	Florida State	-5	77-67
3-11-20	N	21-23	Miami (Fla.)	-2	69-64
2-29-20	H	32-39	Florida State	-7	70-69
1-28-20	H	33-35	Syracuse	-2	71-70
1-21-20	H	31-37	Wake Forest	-6	71-68
1-11-20	A	29-39	North Carolina	-10	79-76 (OT)
11-24-19	N	23-25	TCU	-2	62-60 (OT)

## OVERCOMING HALFTIME DEFICITS AND WIN BY 20 OR MORE

Date	Site	Half	Opponent	Half Margin	Final
12-2-22	H	26-33	Wake Forest	-7	77-57
11-19-15	H	31-33	Texas Southern	-2	76-56
2-7-98	H	28-29	Wake Forest	-1	71-46
2-5-83	H	32-35	Baptist	-3	81-60
2-3-77	H	32-33	Cleveland State	-1	77-55

## ADDED EXPERIENCE

- This year's club will benefit from four transfers who have played a combined 393 college basketball games over 14 seasons of experience. The transfers have a combined 3,978 points, 1,469 rebounds and 754 assists. Clemson added Joseph Girard III (Syracuse), Jack Clark (NC State), Jake Heidbreder (Air Force) and Bas Leyte (UNCG) through the transfer portal.
- Girard III totaled a then-season-high 17 points in the title game of the 2023 Asheville Championship against Davidson (11/12).
- Girard also collected a team-high five assists in the contest. He poured in a season-high 23 points in a win over Boise State (11/19).
- Girard now has 310 threes in his career, just the 12th player in ACC history to do so. He is 10th on the list.
- Heidbreder is redshirting the 2023-24 season.

## CLEMSON SIGNS THREE FOR 2024-25; CLASS RANKS 20TH NATIONALLY

- Head Coach Brad Brownell and his staff added **Dallas Thomas** (Little Rock, Ark./Parkview Magnet), **Del Jones** (Largo, Md./AZ Compass Prep) and **Ace Buckner** (Cleveland, Ohio/La Lumiere School) to the Clemson University men's basketball program on Nov. 8. All three signed letters of intent to play for the Tigers beginning in 2024-25.
- The Clemson recruiting class ranks 20th nationally, according to 247Sports, and is fourth in the Atlantic Coast Conference. Thomas and Jones join PJ Hall (Spartanburg, S.C./Dorman) in the 247Sports' top five rated Clemson recruits of all time.
- "I'm excited about the addition of Dallas, Del and Ace to our basketball family. These are three talented players who help solidify our backcourt and perimeter positions. Their athletic group whose versatility should allow them to play multiple positions and blend well with our team."
- Thomas is a 6-9, 180-pound four-star forward who ranks as the No. 67 overall prospect and second in Arkansas in the 2024 class. He is the No. 24 small forward in the class, according to On3. As a junior, Thomas nearly averaged a double-double with 16.5 points and 9.4 rebounds along with 2.3 assists and 2.1 blocks. He was named to the SBLive Arkansas All-State Second Team.
- "Dallas is a highly skilled forward with tremendous length that allows him to score at all three levels. I love his size and versatility, which will give me the opportunity to utilize him in a variety of ways in our system. Dallas has a great feel for the game and high IQ, having the benefit of being raised by a father who was a good Division I college player and was coached in high school by Arkansas legend Scottie Thurman."
- Thomas chose Clemson over Arkansas, LSU, Memphis and Missouri.
- Jones is a 6-2, 180-pound four-star point guard and ranks as the No. 66 overall player and No. 14 point guard according to ESPN. He ranks No. 90 overall and No. 7 point guard in the 2024 class, according to 247Sports.
- "Del is a superstar combo guard that has played against a lot of great competition in both high school and on the EYBL circuit. Offensively, he excels in the open court by attacking the paint and creating offense for himself and others. He is an explosive athlete whose competitiveness and toughness impressed our staff. We certainly feel like he has the ability to impact the game on both ends of the floor while at Clemson."
- He played for Team Durant on the EYBL Circuit and averaged 10.8 points, 4.5 assists and 3.5 rebounds per game.
- Jones chose Clemson over Arizona State, Oregon, Seton Hall and West Virginia.
- Buckner is a 6-2, 175-pound combo guard who ranks as the third-star, according to On3. Buckner is the son of former Littlejohn Legend Greg Buckner who played for the Tigers from 1994-98.
- Averaged 8.8 points per game with All Ohio Red on the EYBL Circuit. Buckner boasted nearly a 2:1 assist/turnover ratio through

## BRAD BROWNELL VS. 2023-24 OPPONENTS

Opponent	at Clemson	Overall
Alabama	3-1	3-1
Alcorn State	0-0	1-0
Boise State	1-0	1-0
Boston College	12-5	12-5
Davidson	3-0	3-0
Duke	4-13	4-13
Florida State	11-17	11-17
Georgia Tech	20-8	20-8
Louisville	5-6	5-6
Memphis	0-0	0-0
Miami (Fla.)	8-10	8-10
North Carolina	3-13	3-15
NC State	12-9	12-10
Notre Dame	3-8	3-8
Pittsburgh	11-2	11-2
Queens	0-0	0-0
Radford	1-0	1-0
South Carolina	7-6	7-6
Syracuse	6-6	6-6
TCU	2-0	2-0
UAB	2-0	2-0
Virginia	3-16	3-16
Virginia Tech	9-11	9-11
Wake Forest	15-3	15-4
Winthrop	2-1	2-1

## CLEMSON VS. 2023-24 OPPONENTS

Opponent	Overall
Alabama	8-4
Alcorn State	1-0
Boise State	1-0
Boston College	20-9
Davidson	26-18
Duke	33-112
Florida State	37-46
Georgia Tech	76-67
Louisville	5-9
Memphis	0-0
Miami (Fla.)	16-16
North Carolina	23-135
NC State	58-105
Notre Dame	3-8
Pittsburgh	11-3
Queens	0-0
Radford	4-0
South Carolina	81-92
Syracuse	8-6
TCU	4-0
UAB	2-2
Virginia	54-81
Virginia Tech	19-23
Wake Forest	67-101
Winthrop	10-2

24 games on the circuit. He exploded for a 29-point performance at Peach Jam in July.

- "Ace is another combo guard who is comfortable playing with or without the basketball in his hands. He's an excellent on-ball defender who, with strength, will excel at that end of the floor. Offensively, he can make threes off the bounce or catch and has a quick first step which helps him play in the paint. As a legacy, he has always had a dream to play at Clemson and we couldn't be more excited about the opportunity to add a player of his caliber."

## SEASON OPENING DOMINANCE

- With a win Winthrop on Nov. 6, 2023, Clemson has won 38-out-of-39 games (38-1) to open a season, which dates back to the 1985-86 season.
- Head coach Brad Brownell is 13-1 in season openers at Clemson.

## CLEMSON BOASTS EXPERIENCED ROSTER HEADING INTO 2023-24

- Per StatsPerform research, Clemson boasts the third-most points per game (2022-23 season) on its roster heading into the 2023-24 campaign.
- Clemson returns 52.1 points per game and added 48.0 points per game from its transfer portal class (four).
- The 100.1 points per game is third behind TCU (103.7) and



# NOTES

## LITTLEJOHN COLISEUM

First Game: Nov. 30, 1968 (Clemson 76, Georgia Tech 72)  
 Games: 809  
 Overall Record: 598-211 (.739)  
 Non-Conference: 365-44 (.892) | ACC: 234-167 (.584)  
 Brownell Era: 150-49 (.754) | Non-Con: 76-12 (.864) | ACC: 74-35 (.679)  
 Total Attendance (Avg.): 6,526,471 (8,068)  
 Total Attendance (Avg. Minus COVID-19): 6,504,868 (8,162)  
 Most Wins / Season: 16 (2006-07; 2013-14)

### LITTLEJOHN COLISEUM HOME RECORD

Year	Overall	Pct.	Attn.	Avg.
1968-69	4-7	.364	55,150	5,014
1969-70	6-5	.546	50,877	4,625
1970-71	8-4	.667	63,488	5,291
1971-72	6-4	.600	81,278	8,128
1972-73	9-2	.818	85,750	7,795
1973-74	9-4	.692	103,519	7,963
1974-75	11-1	.917	113,515	9,460
1975-76	8-5	.615	107,220	8,248
1976-77	13-2	.867	134,841	8,883
1977-78	10-5	.667	138,115	9,208
1978-79	13-3	.813	144,535	9,033
1979-80	15-0	1.000	130,900	8,727
1980-81	12-4	.750	145,792	9,112
1981-82	11-5	.688	139,731	8,733
1982-83	9-7	.563	131,063	8,191
1983-84	11-5	.688	129,600	8,100
1984-85	12-4	.750	130,136	8,134
1985-86	14-5	.737	144,699	7,616
1986-87	15-2	.882	142,274	7,328
1987-88	12-4	.750	117,250	7,328
1988-89	13-1	.929	114,123	8,151
1989-90	14-0	1.000	122,540	8,753
1990-91	9-7	.563	121,314	7,582
1991-92	12-4	.750	114,691	7,168
1992-93	11-5	.688	113,803	7,113
1993-94	11-4	.733	108,074	7,205
1994-95	11-5	.688	116,754	7,297
1995-96	14-2	.875	150,037	9,377
1996-97	12-3	.800	147,019	9,801
1997-98	11-3	.786	156,103	11,151
1998-99	12-3	.800	141,728	9,449
1999-00	7-9	.438	142,679	8,918
2000-01	9-7	.563	137,909	8,619
2001-02	8-8	.500	139,954	8,747
2002-03	5-4	.555	80,600	8,956
2003-04	10-6	.625	122,900	7,681
2004-05	10-5	.667	111,886	7,459
2005-06	12-4	.750	106,251	6,641
2006-07	16-4	.800	147,122	7,356
2007-08	14-2	.875	137,739	8,609
2008-09	13-3	.813	135,619	8,476
2009-10	14-2	.875	151,442	9,465
2010-11	15-2	.882	140,920	8,289
2011-12	11-5	.688	125,249	7,828
2012-13	8-7	.533	118,305	7,887
2013-14	16-3	.842	142,231	7,486
2014-15	11-6	.611	129,800	7,635
2015-16	Home games held in Greenville, S.C. due to renovation			
2016-17	11-6	.611	123,442	7,262
2017-18	15-1	.938	123,895	7,743
2018-19	14-5	.737	133,290	7,015
2019-20	11-6	.647	116,139	6,832
2020-21*	11-1	.912	21,613	1,801
2021-22	11-5	.688	106,578	6,662
2022-23	15-2	.882	110,795	6,518
2023-24	4-0	1.000	26,900	6,725

\* - limited capacity due to COVID-19 regulations and protocols (1,876 max capacity).

### Largest Crowds

Attendance	Date	W/L	Results
13,863	1-9-1980	W	Clemson 87, Duke 82 (OT)
13,136	2-28-1990	W	Clemson 97, Duke 93
12,632	1-29-1977	W	Clemson 93, UNC 73
12,611	1-7-1987	W	Clemson 73, NC State 69
12,267	1-19-1981	L	Virginia 74, Clemson 59
12,258	1-17-1981	L	Maryland 68, Clemson 62 (OT)
12,013	2-24-1990	W	Clemson 69, UNC 61
11,909	1-11-1978	L	Duke 107, Clemson 85
11,800	1-22-1975	W	Clemson 83, Maryland 82
11,800	2-22-1975	W	Clemson 92, NC State 70
11,800	1-24-1976	L	Virginia 69, Clemson 62
11,742	1-23-1988	W	Clemson 69, S. Carolina 65

Note: The arena was named for J.C. Littlejohn, a long-time Clemson University employee, for many years the school's business manager.

Arkansas 103.3).

### HIGHEST TEAM PPG BY PLAYERS ON 2023-24 ROSTERS (PPG TOALED FROM 2022-23 SEASON)

Rank	Team	PPG
1.	TCU	103.7
2.	Arkansas	103.3
3.	Clemson	100.1
4.	Loyola Chicago	98.5
5.	New Mexico	95.5

- In terms of career points scored, Clemson also ranks highly across the country.
- Clemson's roster totals 6,848 collegiate points scored across all players' careers. That ranks as the fourth-best roster nationally.

### HIGHEST TEAM TOTAL POINTS ON 2023-24 ROSTERS (PPG TOALED FROM PLAYERS CAREER)

Rank	Team	Points
1.	TCU	8499
2.	Arkansas	7026
3.	St. Bonaventure	6969
4.	Clemson	6848
5.	New Mexico	6660

### CLEMSON POSSESSES TOP TIER SCORING DUO

- Per StatsPerform research, Clemson, with the return of PJ Hall and the addition of Joseph Girard III, return the top two scorers in ACC play from last season.
- Girard III averaged 17.8 points per game in league play, while Hall averaged 17.6 in ACC action. When you factor in Chase Hunter, the trio stands at nearly 50.0 points per game (48.6).
- Overall in 2022-23, the duo combined for 31.7 points per game (Hall - 15.3; Girard III - 16.4).
- When you factor in Chase Hunter, the Tigers boast a trio of 45.5 points per game in all games last season.
- Clemson returns a highly effective duo in both PJ Hall and Chase Hunter. With the addition of Joseph Girard III, Clemson boasts the second-highest points per game from a trio in league play in the ACC and t-13th-most in the entire country in Power 6 conferences.

### HIGHEST TRIO CONFERENCE PPG ON 2023-24 ROSTERS (POWER 6)

Rank	Team	PPG
1.	St. John's (Dingle/Ledlum/Soriano)	56.9
2.	Alabama (Nelson/Estrada/Wrightsell)	56.2
3.	Washington (Calmese/Brooks Jr./Wood)	55.3
4.	New Mexico (Mashburn Jr./House/Muschila)	53.5
5.	Xavier (Olivari/Freemantle/McKnight)	52.6
6.	TCU (Nelson Jr./Tennyson/Miller)	51.8
7.	LSU (Cook/Stewart/Baker)	50.9
8.	North Carolina (Wojcik/Davis/Bacot)	49.2
9.	Oklahoma (Klanjscek/Darhard/McCollum)	49.2
10.	Kansas (Timberlake/Dickinson/Adams Jr.)	49.2
11.	Memphis (Brown/Walton/Mills)	48.9
12.	Providence (Oduro/Hopkins/Carter)	48.7
13.	Tennessee (Knecht/Gainey/Vescovi)	48.6
	<b>Clemson (Girard III/Hall/Hunter)</b>	<b>48.6</b>

### HIGHEST RETURNING TRIO CONFERENCE PPG ON 2023-24 ROSTERS (ACC)

Rank	Team	PPG
1.	North Carolina (Wojcik/Davis/Bacot)	49.2
2.	Clemson (Girard III/Hall/Hunter)	48.6

### CLEMSON CONSISTENTLY EXCEEDING PRESEASON EXPECTATIONS

- The Tigers were picked to finished fifth in the ACC this season, as voted on by selected media members.
- Fifth is the highest the Tigers have been picked in the preseason media poll since the 2008-09 season. Clemson was also picked fifth that season.
- Last season, picked 11th in the preseason poll, the Tigers finished with a 14-6 mark, the most conference wins in program history, the Tigers finished eight spots ahead of their projected finish.
- Clemson has exceeded the preseason poll projection 10 times in Head Coach Brad Brownell's 13 full seasons leading the program.
- With a 10-6 record in 2020-21, Clemson finished the season in a tie for fifth place in the ACC standings entering games. The Tigers were picked 10th in the preseason vote by the Atlantic Coast Conference Media — a five-place improvement over the preseason prediction.

## TIGERS IN THE NBA

Randy Mahaffey, F	
Kentucky Colonels	1968-69
New York Nets	1969-70
Carolina Cougars	1970-71

Skip Wise, G	
San Antonio Spurs	1975-76

Tree Rollins, C	
Atlanta Hawks	1978-88
Cleveland Cavaliers	1989-90
Detroit Pistons	1990-91
Houston Rockets	1991-93
Orlando Magic	1993-95

Larry Nance, F	
Phoenix Suns	1982-88
Cleveland Cavaliers	1988-94

Horace Grant, F	
Chicago Bulls	1988-94
Orlando Magic	1994-99, 2001-03
Seattle SuperSonics	1999-2000
Los Angeles Lakers	2000-01, 2003-04

Devin Gray, F	
San Antonio Spurs, Sacramento Kings	1996-97
Houston Rockets	1999-2000

Elden Campbell, C	
Los Angeles Lakers	1990-99
Charlotte/New Orleans Hornets	1999-2002
Seattle SuperSonics	2002-03
Detroit Pistons	2003-05

Dale Davis, F	
Indiana Pacers	1991-2000, 2004-05
Portland Trailblazers	2000-04
Golden State Warriors	2004-05
Detroit Pistons	2005-07

Chris Whitney, G	
San Antonio Spurs	1993-95
Washington Wizards	1995-2002, 2003-04
Denver Nuggets	2002-03
Orlando Magic	2002-03

Sharone Wright, C	
Philadelphia 76ers	1994-95
Toronto Raptors	1995-98

Greg Buckner, G	
Dallas Mavericks	1999-2002, 2006-07
Philadelphia 76ers	2002-04
Denver Nuggets	2004-06
Minnesota Timberwolves	2007-08
Memphis Grizzlies	2008-09

Harold Jamison, F	
Miami Heat	1999-2000
Los Angeles Clippers	2001-02

Will Solomon, G	
Memphis Grizzlies	2001-02
Toronto Raptors, Sacramento Kings	2008-09

Trevor Booker, F	
Washington Wizards	2010-14
Utah Jazz	2014-16
Brooklyn Nets	2016-18
Indiana Pacers	2018

K.J. McDaniels, G	
Philadelphia 76ers	2014-15
Houston Rockets	2015-17
Brooklyn Nets	2017
Toronto Raptors	2017

Jaron Blossomgame, F	
Cleveland Cavaliers	2018-19

Donte Grantham, F	
Oklahoma City Thunder	2018-19

Hunter Tyson, F	
Denver Nuggets	2023-24



# NOTES

## 1,000 POINT SCORERS

### CLEMSON TIGER BASKETBALL 1,000-POINT CLUB

Rk	Name	Years	GP	Avg	Pts
1.	Elden Campbell*	1986-90	123	15.3	1880
2.	Terrell McIntyre*	1995-99	126	14.6	1839
3.	Butch Zatezalo*	1967-70	75	23.5	1761
4.	Greg Buckner*	1994-98	122	14.4	1754
5.	<b>Jaron Blossomgame</b>	<b>2013-17</b>	<b>128</b>	<b>13.5</b>	<b>1733</b>
6.	Trevor Booker*	2006-10	134	12.9	1725
7.	Horace Grant*	1983-87	122	13.9	1696
8.	K.C. Rivers*	2005-09	134	12.6	1684
9.	Dale Davis*	1987-91	121	13.6	1650
10.	Bill Yarborough*	1952-57	85	18.3	1553
11.	Vincent Hamilton*	1980-85	116	13.2	1530
12.	<b>Marcquise Reed</b>	<b>2016-19</b>	<b>99</b>	<b>15.0</b>	<b>1484</b>
13.	Cliff Hammonds*	2004-08	134	10.9	1465
14.	Tree Rollins*	1973-77	110	13.3	1463
15.	Will Solomon	1998-01	94	15.2	1431
16.	Stan Rome	1974-78	109	12.5	1365
	<b>Demontez Stitt</b>	<b>2007-11</b>	<b>126</b>	<b>10.8</b>	<b>1365</b>
18.	Vince Yockel*	1955-58	74	18.2	1350
19.	Larry Nance*	1977-81	117	11.5	1341
20.	Devin Gray	1991-95	94	14.1	1322
21.	Jim Brennan*	1961-64	76	17.3	1317
22.	Sharon Wright*	1991-94	92	14.2	1308
23.	Vernon Hamilton	2003-07	127	9.7	1238
24.	Harold Jamison	1995-99	129	9.5	1231
25.	Jim Sutherland*	1964-67	71	17.3	1230
26.	Edward Scott*	1999-03	112	10.9	1226
27.	<b>PJ Hall</b>	<b>2020-pres.</b>	<b>93</b>	<b>13.2</b>	<b>1224</b>
28.	<b>Andre Young</b>	<b>2008-12</b>	<b>129</b>	<b>9.5</b>	<b>1223</b>
29.	Shawan Robinson	2002-06	120	9.8	1177
30.	Randy Mahaffey*	1964-67	73	16.0	1171
31.	Sharrod Ford	2001-05	118	9.8	1154
	<b>Devin Booker</b>	<b>2009-13</b>	<b>128</b>	<b>9.0</b>	<b>1154</b>
33.	Choppy Patterson*	1959-63	76	14.8	1131
34.	Jerry Pryor	1985-89	123	9.1	1124
35.	<b>Aamir Simms</b>	<b>2017-21</b>	<b>122</b>	<b>9.2</b>	<b>1122</b>
36.	<b>Donte Grantham</b>	<b>2014-18</b>	<b>114</b>	<b>9.6</b>	<b>1100</b>
37.	Hunter Tyson	2018-23	137	8.0	1098
38.	<b>Shelton Mitchell</b>	<b>2016-19</b>	<b>94</b>	<b>11.6</b>	<b>1084</b>
39.	Billy Williams*	1977-80	85	12.7	1078
40.	Johnny Snee	1948-52	82	13.1	1077
41.	Colon Abraham	1874-78	106	10.0	1061
42.	<b>K.J. McDaniels</b>	<b>2011-14</b>	<b>94</b>	<b>11.0</b>	<b>1035</b>
43.	Richie Mahaffey	1966-70	75	13.6	1019
44.	Derrick Johnson	1975-79	111	9.1	1014
45.	Fred Gilliam	1979-83	115	8.8	1010

**Note:** Names in bold played for Head Coach Brad Brownell;  
\* - signifies Clemson Hall of Fame

- Brad Brownell's team had the second-best standing relative to its preseason prediction. Only Virginia Tech was better, standing eight spots ahead of its preseason prediction. Virginia Tech was 11th in the preseason media poll and finished in third.
- Brownell's teams have finished equal to or better than its preseason prediction by the ACC media in nine-of-his-previous 12 years. That includes a 10-place improvement in 2017-18 when the Tigers were picked 13th in the preseason and finished third.
- That is the all-time record improvement in ACC history from the preseason to the postseason. That team also reached the Sweet 16 of the NCAA Tournament and Brownell was named the National College Coach of the Year by Sports Illustrated.

### CLEMSON ACC STANDING RELATIVE TO PRESEASON RANKING UNDER HEAD COACH BRAD BROWNELL

Year	Preseason	Final Record	Rank	+/-
2023-24	5th	-	-	-
2022-23	11th	14-6	3rd	+8
2021-22	11th	8-12	10th	+1
2020-21	10th	10-6	5th	+5
2019-20	11th	9-11	8th	+3
2018-19	6th	9-9	9th	-3
2017-18	13th	11-7	3rd	+10
2016-17	11th	6-12	12th	-1
2015-16	12th	10-8	7th	+5
2014-15	11th	8-10	9th	+2
2013-14	14th	10-8	6th	+8
2012-13	8th	5-13	11th	-3
2011-12	7th	8-8	7th	E
2010-11	7th	9-7	4th	+3

**BOLD** signifies years that Clemson finished at least even with preseason rank.

### GAMES WITH AT LEAST 40.0 PERCENT 3-POINT SHOOTING

- Below is yearly rundown of games Clemson has shot at least 40

percent on three-point shots, total games played and Clemson's record when shooting at least 40 percent on threes.

### GAMES WITH 40.0 PERCENT 3-POINT SHOOTING

Year	40% Games-Total Games	W-L
1986-87	18-31	16-2
1987-88	8-29	4-4
1988-89	10-30	8-2
1989-90	10-35	8-2
1990-91	8-28	4-4
1991-92	14-28	7-7
1992-93	10-30	8-2
1993-94	13-34	10-3
1994-95	11-28	7-4
1995-96	8-29	5-3
1996-97	6-33	6-0
1997-98	11-32	8-3
1998-99	9-35	4-5
1999-00	11-30	4-7
2000-01	7-31	2-5
2001-02	9-30	5-4
2002-03	9-28	6-3
2003-04	6-28	4-2
2004-05	7-32	5-2
2005-06	7-32	6-1
2006-07	11-36	8-3
2007-08	12-34	10-2
2008-09	11-32	9-2
2009-10	13-32	12-1
		166-73

### BROWNELL ERA

2010-11	10-34	6-4
2011-12	12-31	8-4
2012-13	9-31	9-0
2013-14	6-36	4-2
2014-15	3-31	3-0
2015-16	8-31	5-3
2016-17	10-33	7-3
2017-18	12-35	12-0
2018-19	8-34	6-2
2019-20	5-31	5-0
2020-21	9-24	6-3
2021-22	15-33	11-4
2022-23	12-33	11-1
2023-24	4-8	4-0
		97-26

### TOTAL

263-99 (.727)

- Clemson is 97-26 under Brownell when the Tigers make at least 40.0 percent on 3-point shots.

### HEAD COACH BRAD BROWNELL EARNS 400TH CAREER WIN

- With Clemson's 72-64 win over No. 24 Duke, Head Coach Brad Brownell won his 400th career game.
- Brownell now has 233 wins at Clemson. He won 84 at Wright State and 83 at UNC Wilmington prior to arriving in Tigertown.
- Of note, three years ago on Jan. 11, 2020 Clemson ended the streak at Chapel Hill and won for the first time at North Carolina. The team followed that up by beating No. 3 Duke at home a few days later on Jan. 14 which moved coach Brownell to the top of the win list at Clemson.
- This year on Jan. 11, Clemson topped Louisville to give Clemson its first 6-0 start to ACC play in school history. They followed it up with a home win over No. 24 Duke on Jan. 14 to give coach Brownell his 400th career win.
- Not only was Clemson's win over Duke this past Saturday Brad Brownell's 400th career victory, it was the 400th ACC regular season victory in Clemson history.

### -- IT'S ALL IN THE FAMILY --

### CURRENT BROTHERS AND/OR TWINS PLAYING ON THE SAME TEAM

- Chase and Dillon Hunter playing together for the second season in a row.
- The Hunters are one of 25 sets of brothers nationwide to play on the same team.
- The Hunters join Trevor and Devin Booker, George and John Coakley, Horace and Harvey Grant, Eddie and George Krajack and Donnie, Richie, Randy and Tom Mahaffey and Jack and Daniel Nauseef.
- The list below is ordered alphabetically by school.

Taran and Tre Armstrong, California Baptist  
Ryan and Robby Beasley, San Francisco  
Isaac and Paul Bruns, South Dakota  
Eliyas and Jaiden Delaire, San Diego

## CLEMSON BIRTHDAYS

February 7	Chauncey Wiggins
February 14	Jack Clark
February 16	Asa Thomas
February 21	PJ Hall
March 1	Ian Schieffelin Andrew Latiff
March 4	Josh Beadle
March 5	Jake Heidbreder
April 4	Bas Leyte
April 8	Chase Hunter
April 16	Dillon Hunter
June 10	RJ Godfrey
June 17	Alex Hemenway
August 1	Matt Kelly
September 29	Daniel Nauseef
November 15	Brad Brownell
November 27	Joseph Girard III

Caleb and Josh Furst, Purdue  
Guillermo Diaz and Jorge Diaz Graham, Pitt (twins)

Ashton and Jayden Hardaway, Memphis

### Chase and Dillon Hunter, Clemson

Isaac and K.J. Hymes, Nevada  
Precious and Promise Idiaru, Kansas City (twins)  
Milos and Veljko Ilic, Loyola-Maryland (twins)  
Tai and Terrell Strickland, LIU  
Amhad and Armon Jarrard, IUPUI  
Braden and Shae Korpela, Washington State (twins)  
Keyshaun and Kobe Langley, UNCG (twins)  
Marcus and Myles Rigsby, Troy  
Payton and Pryce Sandfort, Iowa  
Caleb and Isaiah Shaw, Baylor  
Jason and Greg Spurgin, Bowling Green  
D.J. Wagner and Kareem Watkins, Kentucky  
Kareem and Kaseem Watson, CSU Bakersfield (twins)  
Jarron and Jariyon Wilkens, Southern (twins)  
Jared and Peyton Frey, Stony Brook  
Carter and Hayden Welling, UC Irvine  
Lamar and Shamar Wright, SIUE (twins)

### IT'S IN THE CLEMSON FAMILY

- While current Special Assistant to the Head Coach, Jeff Reynolds, was an assistant at UNCG in 1995, he recruited the Tigers' second all-time leading scorer and current Director of Player Development Terrell McIntyre. Needless to say, Reynolds is happy to finally be working with McIntyre.
- Current undergraduate manager Conner Pederson is the son of former basketball manager and current Coastal Carolina women's basketball Head Coach Kevin Pederson.
- Conner is in his senior year and fourth working with the men's program. His sister, Clary, works with the women's program.
- Conner's mom, Adair, was as student worker in the sports information office for longtime SID and current basketball radio analyst Tim Bourret. Adair's father, Gary Clary, worked as a student in sports information for legendary SID Bob Bradley.

### -- MISCELLANEOUS RECORDS --

### \*LIT\*LEJOHN COLISEUM

- The Tigers are 81-20 (.802) dating back to the beginning of the 2017-18 season on their home floor.
- Since the inception of the newly renovated Littlejohn Coliseum (2016-17 season), the Tigers are 92-26 overall (.780 percent).
- In non-conference regular season games, the Tigers are 44-3 during that span (.936 percent).
- In total non-conference games, including home NIT games, the Tigers are 45-6 (.882 percent).

### CLEMSON SEASON BREAKDOWN BY UNIFORM

- In 2017-18 the Tigers debuted three new jerseys to their arsenal, including a new version of its home white and road orange uniform. They also debuted purple, anthracite and throwback jerseys.
- Clemson wore its 2017-18 home whites the most last season, wearing them for 19-out-of-their-32 regular season games.
- With the exception of one home game in which Clemson wore 1990's throwback home white uniform against Pittsburgh, the Tigers wore its 17-18 home whites on the road in a 14-point win at Ohio State. The Buckeyes wore all red that night.
- They also wore white during their two-point triumphant comeback win over then No. 22-ranked Florida on Dec. 16 in the Orange Bowl Classic.
- 18 of the Tigers' 25 wins in 2017-18 came while wearing their home whites.

### CLEMSON'S RECORD BY UNIFORM (17/18-pres.)





# NOTES

Uniform	Times Worn	Wins	Losses
Home White	103	84	19
Road Orange	65	29	36
Home Orange	1	1	0
90's Throwback Home White	14	6	8
Home Purple	1	1	0
Purple	7	2	5
Anthracite	5	1	4

## TIGERS WON 15 IN A ROW AT LITTLEJOHN

- Clemson extended its home winning streak to 15 with a 72-51 win over Georgia Tech on Jan. 24.
- That 15-game home winning streak was the longest for the Clemson program since the Tigers had a 12-game home streak between Jan. 27, 2021 and Jan. 4, 2022. Virginia broke the streak with a 75-65 win over the Tigers on Jan. 4, 2022.
- Clemson last had a 15-game home streak between March 1, 2017 and Feb. 18, 2018. Duke broke the streak with a 66-57 win over the Tigers on Feb. 18, 2018.
- The longest home winning streak in Clemson history is a 29-gamer from Jan. 7, 1989 to December 15, 1991. Charlotte ended that 29-game streak with a 108-100 victory.
- Overall, the 15-game winning streak is now tied for sixth longest in school history.

## CLEMSON'S LONGEST HOME WINNING STREAKS

Streak First Win	Streak Ended	Length
1-7-89, Maryland, 75-58	12-15-91, Charlotte, 100-108	29
2-21-79, Duke, 70-49	1-17-81, Maryland, 62-68 (OT)	24
2-12-06, Maryland, 89-77	1-6-08, UNC, 88-90 (OT)	19
1-12-08, FSU, 97-85 (2OT)	1-17-09, Wake Forest, 68-78	16
1-30-85, UNC, 52-50	1-11-86, Virginia, 81-83	16
3-1-17, NC State, 78-74	2-18-18, Duke, 57-66	15
1-16-51, Furman, 85-59	12-6-52, Georgia, 55-57	15
2-23-22, Wake Forest, 80-69	2-4-23, Miami (Fla.), 74-78	15
3-2-82, Duke, 93-86	1-21-84, Virginia, 73-74	12
3-1-95, NC State, 62-45	1-27-96, NC State, 61-64	12
1-27-21, Louisville, 54-50	1-4-22, Virginia, 65-75	12

## -- CLEMSON TIGERS IN THE NBA --

## HUNTER TYSON DRAFTED 37TH OVERALL BY DENVER NUGGETS

- Tyson was selected 37th overall by the Oklahoma City Thunder in the second round of the 2023 NBA Draft on June 22. The pick was made by the Denver Nuggets as part of a previously agreed upon trade.
- Tyson was selected the highest in the NBA Draft by a Tigers since K.J. McDaniels was picked 32nd by the Philadelphia 76ers in 2014. He was the first Tiger selected since Jaron Blossomgame in the 2017 NBA Draft (59th overall).
- Tyson earned his first career All-ACC honor last season and was named to the All-ACC First Team for his performance in 2022-23. Tyson put together a career year this past season season.
- He averaged a team-best 15.3 points and 9.6 rebounds per game while shooting 47.9 percent from the floor, 40.5 percent from three and 83.8 percent at the free throw line. In league play, he was even better. He averaged 16.4 points and 9.9 rebounds while shooting 50.5 percent and 84.3 percent at the charity stripe.
- He was named the 2023 ACC Skip Prosser Scholar-Athlete of the Year for his work on the court and in the classroom.
- Tyson became the 44th player in Clemson history to amass 1,000 career points and has since moved into the top 40 all time. He was named to the 2023 Naismith Hall of Fame Karl Malone Award Top 10 and the 2023 USBWA Oscar Robertson Trophy Award Midseason Watch List.
- He collected 16 double-doubles which tied him for eighth all-time in Clemson history for a single season with Sharone Wright (1992-93). It is the most in a season since Wright posted 18 in 1993-94.
- Tyson ranked 11th in the nation in double-doubles and is second in the ACC. He's first in defensive rebounding per game (8.26) and second nationally. His 325 rebounds are fourth in the league and 18th nationally.
- The Monroe, N.C. native became just the 17th player in Clemson history to eclipse 1,000 points and 600 rebounds in a career. In Clemson's win over the Wolfpack (Feb. 25), Tyson became the all-time games played leader in Clemson history (136).

## TYSON SHOWS OUT IN 2023 NBA SUMMER LEAGUE

- Tyson was named to the NBA 2K24 All-Summer League First Team after an outstanding showing in Las Vegas.
- Tyson averaged 20.8 points and 6.0 rebounds, while shooting 54.1 percent from the field and 50.0 percent from three.
- Here are Tyson's five games presented statistically:

- 7/7 vs Milwaukee: 27 minutes, 21 points, 5 rebounds, 1 assist, 1 steal, 1 block, 7/13 FG, 3/7 3P, 4/5 FT

- 7/9 vs Atlanta: 24 minutes, 16 points, 3 rebounds, 3 assists, 1 block, 5/10 FG, 2/4 3P, 4/5 FT  
 - 7/12 vs Utah: 31 minutes, 19 points, 12 rebounds, 2 assists, 1 steal, 5/12 FG, 3/9 3P, 6/6 FT  
 - 7/14 vs Miami: 27 minutes, 31 points, 4 rebounds, 2 assists, 11/13 FG, 7/9 3P, 2/2 FT, +43  
 - 7/15 vs New York: 36 minutes, 17 points, 6 rebounds, 1 assist, 2 steals, 1 block, 5/13 FG, 3/7 3P, 4/5 FT

## HUNTER TYSON MAKES NBA DEBUT

- Hunter Tyson made his NBA debut against the Oklahoma City Thunder on Oct. 29, 2023. Tyson played three minutes and grabbed one rebound.
- Tyson scored his first career NBA points at the Minnesota Timberwolves on November 1. He played a season-high four minutes and finished 1-for-2 from the field with his first basket coming on a dunk. He also added a rebound.

## PARKER FOX - MILWAUKEE BUCKS FRONT OFFICE

- Parker Fox (2018-22) spent three seasons as a walk-on for the Tiger basketball team before earning a scholarship his senior season in 2021-22.
- Fox graduated from Clemson and immediately began work as a Basketball Operations intern in the Milwaukee Bucks front office.

## GREG BUCKNER - ASSOCIATE HEAD COACH, CLEVELAND CAVALIERS

- Greg Buckner (1994-98) has served on an NBA coaching staff since 2017. He started as an assistant for the Memphis Grizzlies from 2017-19 and has been with the Cleveland Cavaliers since 2020.
- Buckner was promoted from assistant to associate head coach prior to the 2022 season and currently serves in that role.
- Buckner enjoyed a long playing career in the NBA: Dallas Mavericks (1999-02, 2006-07), Philadelphia 76ers (2002-04), Denver Nuggets (2004-06), Minnesota Timberwolves (2007-08) and Memphis Grizzlies (2008-09).

## -- NO. 1 GUARD CHASE HUNTER --

## HUNTER SETS CAREER-HIGH ASSIST MARK

- Chase Hunter totaled 11 assists against Syracuse (2/22/23). That set a new career-best for Hunter.
- The 11 assists tied for the most by an individual player during the Brad Brownell Era (since 2010).

## CLEMSON PLAYERS WITH AT LEAST 11 ASSISTS IN A GAME SINCE 2010

Date	Player	Opponent	Assists
2-22-23	Chase Hunter	Syracuse	11
2-6-21	Clyde Trapp	Syracuse	11
1-28-18	Marcquise Reed	Georgia Tech	11

## -- NO. 4 FORWARD IAN SCHIEFFELIN --

Date	Opponent	Points	Rebounds
12-6-23	South Carolina	12	12
11-7-22	The Citadel	20	14

## IAN SCHIEFFELIN DOUBLE-DIGIT REBOUNDING GAMES

Date	Opponent	O-Reb	Reb
12-6-23	South Carolina	3	12
12-3-23	at Pittsburgh	7	17
11-28-23	at Alabama	3	14
11-7-22	The Citadel	9	14
2-10-22	Duke	1	10

- Clemson forward Ian Schieffelin posted his second career double-double in a 72-67 win over South Carolina on Dec. 6, 2023. He had 12 points and 12 rebounds.
- He had 17 rebounds in Clemson's victory at Pittsburgh on December 3, 2023, the most by a Clemson player under Brad Brownell and the most in any game since Trevor Booker had 17 at East Carolina on December 5, 2007.
- Schieffelin had a 14-rebound effort at Alabama the previous game on November 28. Those two individual efforts were big reasons Clemson won at Alabama and Pittsburgh and allowed the Tigers to stay even on the boards at Alabama and +7 at Pittsburgh. Alabama and Pittsburgh were both among the top 25 teams in the nation in rebounding with margins of at least +10 rebounds per game entering those contests.
- Schieffelin's 31 rebounds over a two-game period were the most by a Tiger since the 1998-99 season. Tom Wideman had 17 rebounds in an NIT quarterfinal game against Butler on March 18, 1999, then had 15 against Xavier in the NIT semifinals in Madison Square Garden on March 23, 1999.
- Ian Schieffelin tied his career high with 14 rebounds in an 85-77

- win at Alabama (11/28). He's the 12th Clemson player since 2010-11 to post at least 14 rebounds in a game and just the fifth to do it in a true road game.
- Schieffelin demolished his previous career high with a 20 point performance on 9-of-13 shooting from the floor in the season opener against The Citadel in 2022 (11/6/22)
- The nine made field goals also served as a career high.
- Schieffelin had a monster night on the boards, tallying a career-best 14 rebounds. He secured a career-best nine on the offensive glass.
- The nine offensive rebounds were the most for a Tiger since James Mays had 10 at Maryland on Jan. 13, 2007.
- It was the most by a Tiger in Littlejohn since Sharrod Ford had 10 vs. Georgia Tech on Feb. 28, 2004.

## -- NO. 11 GUARD JOSEPH GIRARD III --

## JOSEPH GIRARD III ACHIEVES 1,700 CAREER POINTS; 300 CAREER 3-POINTERS

- With a 23-point performance in an 85-68 win over Boise State, Joseph Girard III went over 1,700 points for his career.
- Girard notched his 300th career 3-pointer in a win over Davidson (11/12) in the 2023 Asheville Championship.
- Dating back to the 1992-93 season, Girard became just the 31st player to collect 1,700 points, 300 3-pointers and 450 assists.
- He is just the second ACC player on the list, joining Duke's Jay Williams (2000-02). His former assistant coach and Syracuse player Gerry McNamara is also on the list.
- Girard is just the third player since 2019-20 (his freshman season at Syracuse) to amass 1,700 points, 300 3-pointers and 450 assists. He joins Antoine Davis (Detroit) and Jordan "Jelly" Walker (UAB).

## LIST OF ACC PLAYERS WITH 300 OR MORE CAREER 3-POINTERS

Player, School	Years	3FG
1. JJ Redick, Duke	2003-06	457
2. Curtis Staples, Virginia	1995-98	413
3. Dennis Scott, Georgia Tech	1988-90	351
4. Trajan Langdon, Duke	1995-99	342
5. Scott Wood, NC State	2010-13	334
6. Randolph Childress, Wake Forest	1991, 93-95	329
7. Joseph Girard III, Clemson/Syracuse	2020-Pres.	325
8. Rodney Monroe, NC State	1988-91	322
9. Justin Gray, Wake Forest	2003-06	319
10. Jay Williams, Duke	2000-02	313
11. Buddy Boeheim, Syracuse	2019-22	309
12. Tony Atkins, Georgia Tech	1999-02	301

## ACC CAREER FREE THROW PERCENTAGE (minimum two years played, 200 free throws or 2.5 made/game)

Player, School	Years	FT	FTA	Pct.
1. JJ Redick, Duke	2003-06	662	726	.912
2. Jack McClinton, Miami (Fla.)	2007-09	332	369	.900
3. Scott Wood, NC State	2010-13	233	263	.886
4. Malcolm Brogdon, Virginia	2013-16	422	482	.876
5. Charlie Davis, Wake Forest	1969-71	578	662	.873
6. Roger Mason, Virginia	2000-02	318	366	.869
7. Luke Kennard, Duke	2016-17	248	286	.867
8. Joseph Girard III, Clemson/Syracuse	2020-24	315	364	.865
9. Trajan Langdon, Duke	1995, 96-99	386	448	.862
10. Jon Scheyer, Duke	2007-10	608	706	.861
11. Marcquise Reed, Clemson	2017-19	366	426	.859

## -- NO. 12 GUARD ALEX HEMENWAY --

## THREE-POINT FIELD GOAL PERCENTAGE LEADERS IN CLEMSON HISTORY (Min. 50 Attempts)

Rk	Name	Yrs	Years	FGM	FGA	Pct.
1.	Michael Tait	2	1985-87	70	136	.515
2.	Marc Campbell	4	1980-84	37	73	.507
3.	Anthony Jenkins	4	1982-87	91	199	.457
4.	Michael Brown	1	1986-87	34	76	.447
5.	Joseph Girard III	1	2023-24	28	63	.444
6.	Alex Hemenway	4	2019-Pres.	124	289	.429
7.	Chris Whitney	2	1991-93	167	404	.413
8.	Terrence Oglesby	2	2007-09	177	448	.395
9.	Avry Holmes	2	2015-17	119	306	.389
10.	Bruce Martin	4	1991-95	129	336	.384
11.	K.C. Rivers	4	2005-09	281	729	.385

## -- NO. 24 CENTER PJ HALL --

## CLEMSON ALL-CONFERENCE CENTERS

Year	Player
2023	PJ Hall
1993-94	Sharone Wright

# NOTES

1988-90	Elden Campbell
1986-87	Horace Grant
1975-77	Tree Rollins
1938-40	Banks McFadden

2-20-16	Jaron Blossomgame	at NC State	33
2-8-16	Jaron Blossomgame	Georgia State	30
3-18-14	K.J. McDaniels	Georgia State	30
2-11-14	K.J. McDaniels	at Notre Dame	30
1-27-11	Milton Jennings	Virginia Tech	28
1-21-11	Andre Young	Georgia Tech	29

## CONSECUTIVE 20-POINT GAMES TO OPEN A SEASON

- PJ Hall scored 20 points in a season-opening win over Winthrop on Nov. 6 and then followed it up with a 27-point performance in a 77-76 win over UAB in the first round of the 2023 Asheville Championship.
- Hall became the first player since 1999-00 to accomplish the feat, which was done by Will Solomon. Before that, it had been since 1986-87 when the Tigers' lone ACC Player of the Year, Horace Grant, netted 20+ in games against Georgia State and Boston University.
- In total, Clemson has had six players accomplish this with just one that has advanced the streak past two games.
- The record is held by Bill Yarborough during the 1954-55 season. He scored 20+ points in the first 16 games of the season from Dec. 1 to Feb. 5.

## CONSECUTIVE 20-POINT GAMES TO OPEN THE SEASON

Year	Player	Date	Opponent	Points
2023-24	PJ Hall	11-10-23	UAB	27
		11-6-23	Winthrop	20
1999-00	Will Solomon	11-21-99	Wofford	27
		11-19-99	ETSU	21
1986-87	Horace Grant	11-29-86	Boston U.	27
		11-28-86	Georgia State	30
1970-71	Dave Thomas	12-5-70	Mercer	20
		12-3-70	Furman	20
1963-64	Jim Brennan	12-5-63	Georgia	25
		12-3-63	North Carolina	24
1954-55	Bill Yarborough	2-5-55	NC State	28
		2-4-55	Wake Forest	24
		2-1-55	Presbyterian	29
		1-29-55	Furman	20
		1-18-55	South Carolina	46
		1-15-55	North Carolina	26
		1-11-55	Duke	25
		1-8-55	Maryland	33
		1-4-55	Tennessee Tech	23
		1-3-55	Tennessee	20
		12-17-54	Virginia	40
		12-14-54	NC State	30
		12-7-54	Georgia	33
12-4-54	North Carolina	25		
12-3-54	Duke	21		
12-1-54	Presbyterian	34		

## HALL'S CAREER DOUBLE-DOUBLES

- PJ Hall has totaled two double-doubles this year. Hall has nine in his career.

## PJ HALL DOUBLE-DOUBLES

Date	Opponent	Points	Rebounds
12-3-23	at Pittsburgh	22	11
11-24-23	Alcorn State	29	10
3-10-23	Virginia	13	10
1-28-23	Florida State	17	10
1-7-23	at Pittsburgh	12	10
12-21-22	at Georgia Tech	25	10
1-25-22	at Duke	14	10
1-18-22	at Syracuse	19	11
12-11-21	vs. Drake	22	13

## CLEMSON PLAYERS WITH AT LEAST 28 POINTS ON THE ROAD SINCE 2010

Date	Player	Opponent	Points
2-18-23	PJ Hall	Louisville	28
2-15-22	PJ Hall	Florida State	28
2-21-18	Marcquise Reed	Virginia Tech	28
2-20-16	Jaron Blossomgame	NC State	33
2-11-14	KJ McDaniels	Notre Dame	30

## CLEMSON PLAYERS WITH AT LEAST 28 POINTS IN ANY GAME SINCE 2010

Date	Player	Opponent	Points
11-24-23	PJ Hall	Alcorn State	29
2-18-23	PJ Hall	at Louisville	28
2-15-22	PJ Hall	at Florida State	28
1-28-20	Tevin Mack	Syracuse	32
2-23-19	Marcquise Reed	Boston College	31
1-16-19	Marcquise Reed	Georgia Tech	30
3-23-18	Gabe DeVoe	vs. Kansas	31
2-21-18	Marcquise Reed	at Virginia Tech	28
12-13-16	Jaron Blossomgame	S.C. State	29
3-1-16	Jaron Blossomgame	Virginia	31

## HALL SCORES 29 IN WIN OVER ALCORN STATE

- PJ Hall scored 29 points in the Tigers 90-69 win over Alcorn State (11/24). It set a new career high and was just the sixth game of at least 28 points by a Clemson center in the last 30 years.
- The game also marked Hall's eighth career double-double.
- The only other Clemson centers to score at least 28 points in a game since 1992 are Trevor Booker and Chris Hobbs. Booker did it twice in 2007-08, in consecutive games against Charlotte (32) and Florida State (29). Booker also had a 31-point game as a senior against Western Carolina, but he was a power forward that year. Raymond Sykes was the center in 2009-10.

## HIGHEST SCORING GAMES BY CLEMSON CENTER IN THE LAST 30 YEARS

Player	Date	Site-Opponent	Points
Trevor Booker	1-9-2008	H-Charlotte	32
Trevor Booker	1-12-2008	H-Florida State	29
<b>PJ Hall</b>	<b>11-24-2023</b>	<b>H-Alcorn State</b>	<b>29</b>
<b>PJ Hall</b>	<b>2-15-2022</b>	<b>A-Florida State</b>	<b>28</b>
<b>PJ Hall</b>	<b>2-18-2023</b>	<b>A-Louisville</b>	<b>28</b>
Chris Hobbs	11-27-2001	H-Virginia	28

## HIGHEST SCORING AVERAGES BY CENTERS IN CLEMSON HISTORY

Year	Player	Height	Class	Avg.
1986-87	Horace Grant	6-10	Sr.	21.0
1987-88	Elden Campbell	6-10	So.	18.8
1990-91	Dale Davis	6-10	Sr.	17.9
1988-89	Elden Campbell	6-10	Jr.	17.5
1964-65	Randy Mahaffey	6-7	So.	17.3
1966-67	Randy Mahaffey	6-7	Sr.	16.8
1967-68	Randy Mahaffey	6-7	Jr.	16.6
1989-90	Elden Campbell	6-10	Sr.	16.4
<b>2021-22</b>	<b>PJ Hall</b>	<b>6-10.5</b>	<b>So.</b>	<b>15.5</b>
1993-94	Sharone Wright	6-11	Jr.	15.4
<b>2022-23</b>	<b>PJ Hall</b>	<b>6-10.5</b>	<b>Jr.</b>	<b>15.3</b>
1992-93	Sharone Wright	6-11	So.	15.0






Date	Opponent	W/L	Min.	Field Goals			3-PT			FT	FTA	Pct.	Rebounds			PF	A	TO	Blk	Stl	+/-	Pts.
				FG	FGA	Pct.	FG	FGA	Pct.				OR	DR	TOT							
11/24	Alcorn State	W	7	1	2	.500	0	0	.000	0	0	.000	0	1	1	1	1	0	0	0	3	2
11/28	Alabama	W	12	3	3	1.000	0	0	.000	0	1	.000	0	0	0	1	0	2	0	0	4	6
12/3	Pittsburgh	W	10	1	3	.333	0	1	.000	0	0	.000	0	0	0	0	1	1	0	0	1	2
12/6	South Carolina	W	13	1	3	.333	0	0	.000	0	0	.000	0	2	2	0	0	2	0	0	0	2
12/9	TCU	W	8	1	2	.500	1	1	1.000	2	2	1.000	0	2	2	1	0	1	0	0	1	5

**Notes**

- Season high six points in win at Alabama (11/28). Finished 3-3 from the field.
- Provided a much needed spark into the Clemson lineup against Davidson (11/12). Scored five points in eight minutes to get the Tigers going offensively in the first half.

**Career**

- Played in 33 games last season, making two starts and averaged 12.8 minutes per contest.
- First career points came in a win over USC Upstate (11/15/22).
- Scored a career-high 10 points in a win over Florida State (2/15/23). Finished 4-for-6 from the floor, 1-2 from three and at the foul line. Added two assists and one steal.
- Totaled three assists on four occasions and finished with 28 overall. Also collected 10 steals and six blocks. He blocked a career-best two in an overtime win over Penn State (11/29/22).
- Redshirted the 2021-22 season and served as scout team point guard.
- Rated a three-star prospect prior to arriving at Clemson.
- Averaged 16.9 points, 6.2 rebounds, 3.8 assists and 1.4 steals per game at Cardinal Newman.
- Won back-to-back SCISA Class 3A Championships and led the team in scoring. Eclipsed 1,000 career points.
- Beadle chose Clemson over Wake Forest and VCU.



2023-24 SEASON HIGHS	CAREER HIGHS
6 at Alabama (11/28/23) ..... PTS.....	10 vs. Florida State (2/15/23)
3 at Alabama (11/28/23) ..... FG.....	4, 2x, last vs. Florida State, 2/15/23
1 vs. TCU (12/9/23) ..... 3FG.....	2 vs. Towson (12/7/22)
2 vs. TCU (12/9/23) ..... FT.....	2, 2x, last vs. TCU (12/9/23)
..... OR.....	1, 2x, last vs. Virginia (2/28/22)
2, 2x, last vs. TCU (12/9/23) ..... DR.....	3, 3x, last vs. Wake Forest (12/2/22)
2, 2x, last vs. TCU (12/9/23) ..... TOT.....	3, 2x, last vs. Iowa (11/26/22)
1, 2x, last vs. Alcorn State (11/24/23) .. AST.....	3, 3x, last vs. Towson (12/17/22)
1 vs. Davidson (11/12/23) ..... STL.....	2 at South Carolina (11/11/22)
..... BLK.....	2 vs. Penn State (11/29/22)
13 vs. South Carolina (12/6/23) ..... MIN.....	29 vs. NC State (12/30/22)

**Player Facts**  
 Major: Pre-Business  
 Birthday: March 4, 2003  
 Instagram: @jbeadle0

Full bio, game-by-game stats, career stats and NIL opportunities available:

**Career Stats**

Year	GP	GS	Min.	FG	FGA	Pct.	FG	FGA	Pct.	FT	FTA	Pct.	OR	DR	TOT	Avg.	PF	DQ	A	TO	Blk	Stl	Pts.	Avg.
2021-22																								
2022-23	33	2	421	32	86	.372	6	28	.214	7	11	.636	2	32	34	1.0	51	1	28	31	6	10	77	2.3
2023-24	8	0	68	10	19	.526	1	3	.333	3	6	.500	0	6	6	0.7	7	0	3	6	0	1	24	3.0
<b>TOTAL</b>	<b>41</b>	<b>2</b>	<b>490</b>	<b>42</b>	<b>105</b>	<b>.400</b>	<b>7</b>	<b>31</b>	<b>.226</b>	<b>10</b>	<b>17</b>	<b>.588</b>	<b>2</b>	<b>38</b>	<b>40</b>	<b>1.0</b>	<b>58</b>	<b>1</b>	<b>31</b>	<b>37</b>	<b>6</b>	<b>11</b>	<b>101</b>	<b>2.5</b>


Date	Opponent	W/L	Min.	Field Goals			3-PT			FT	FTA	Pct.	Rebounds			PF	A	TO	Blk	Stl	+/-	Pts.
				FG	FGA	Pct.	FG	FGA	Pct.				OR	DR	TOT							
11/24	Alcorn State	W	31	6	10	.600	3	5	.600	3	4	.750	2	0	2	1	7	1	0	2	22	18
11/28	Alabama	W	29	6	11	.545	3	5	.600	0	0	.000	0	3	3	2	1	2	0	0	-8	15
12/3	Pittsburgh	W	28	1	9	.111	0	5	.000	2	2	1.000	0	1	1	4	5	2	0	0	3	4
12/6	South Carolina	W	35	4	11	.364	1	4	.250	1	2	.500	1	3	4	2	3	0	1	0	9	10
12/9	TCU	W	27	0	7	.000	0	4	.000	0	0	.000	0	2	2	3	3	4	0	0	8	0

**Notes**

- Season-high +22 in 18 point, seven assist performance against Alcorn State (11/24).
- Played in 100th career game against Davidson (11/12)

**Career**

- Turned in a career year offensively for the Tigers, helping propel the team to 23 wins and 14 league wins.
- Averaged 13.8 points, 3.0 rebounds, 4.5 assists and 0.5 steals per game, while adding in 0.3 blocks per game.
- Shot 41.0 percent from the floor and 35.6 percent from three, while adding in 81.3 percent from the free throw line.
- Posted a 138:70 assist-to-turnover ratio last season, including 17 steals and eight blocks.
- Posted double-digit points in 26 contests, including 20+ points four times.
- Scored a career-high 26 points at Florida State (Jan. 28), which included the game-winning three-point play. He finished 7-for-12 from the floor, 2-for-5 from three and 10-for-11 from the foul line. The 10 made free throws tied a career high.
- Posted his first career double-double with a 13-point, 11-assist performance in a win over Syracuse (Feb. 22). It marks just the third such double-double (points/assists) under Brad Brownell at Clemson (Marquise Reed and Clyde Trapp).
- Had six games garnering at least five rebounds, including a career-best-tying seven against Louisville (Jan. 11). He also had 13 games of at least five assists, while assuming the point guard role for the first time in his career last season.
- Hunter chose Clemson over Georgia, Virginia, Oklahoma and Michigan State.



2023-24 SEASON HIGHS	CAREER HIGHS
18 vs. Alcorn State (11/24/23) ..... PTS.....	26 at Florida State (1/28/23)
6, 4x, last at Alabama (11/28/23) ..... FG.....	10 vs. Wake Forest (2/23/22)
3, 2x, last at Alabama (11/28/23) ..... 3FG.....	5 vs. Bellarmine (11/18/22)
4 vs. Winthrop (11/6/23) ..... FT.....	10 at Florida State (1/28/23)
2 vs. Alcorn State (11/24/23) ..... OR.....	3 vs. Wofford (11/12/21)
6 vs. Boise State (11/19/23) ..... DR.....	7 at Boston College (2/26/22)
6 vs. Boise State (11/19/23) ..... TOT.....	7, 3x, last vs. Louisville (1/11/23)
7 vs. Alcorn State (11/24/23) ..... AST.....	11 vs. Syracuse (2/22/23)
2 vs. Alcorn State (11/24/23) ..... STL.....	3 vs. Florida State (1/23/21)
1 vs. Boise State (11/19/23) ..... BLK.....	1, 18x, last vs. Boise State (11/19/23)
35 vs. UAB (11/10/23) ..... MIN.....	37 vs. Bellarmine (11/18/22)

**Player Facts**  
 Major: Parks, Recreation, Tourism Management (Graduated December 2022)  
 Birthday: April 8, 2001  
 Instagram: @chasehun1er

Full bio, game-by-game stats, career stats and NIL opportunities available:


**Career Stats**

Year	GP	GS	Min.	FG	FGA	Pct.	FG	FGA	Pct.	FT	FTA	Pct.	OR	DR	TOT	Avg.	PF	DQ	A	TO	Blk	Stl	Pts.	Avg.
2019-20	9	4	175	17	45	.378	7	23	.304	7	11	.636	1	8	9	1.0	17	0	14	12	0	7	48	5.3
2020-21	24	4	337	28	90	.311	5	35	.143	8	12	.667	6	23	29	1.2	27	0	22	19	3	10	69	2.9
2021-22	33	15	749	78	173	.451	20	58	.345	45	60	.750	16	72	88	2.7	57	0	60	33	6	15	221	6.7
2022-23	31	31	994	144	351	.410	48	135	.356	91	112	.813	7	86	93	3.0	69	1	138	70	8	17	427	13.8
2023-24	9	9	276	34	88	.386	12	37	.324	14	17	.824	3	19	22	2.4	20	0	32	17	2	3	94	10.4
<b>TOTAL</b>	<b>106</b>	<b>63</b>	<b>2531</b>	<b>301</b>	<b>747</b>	<b>.403</b>	<b>92</b>	<b>288</b>	<b>.319</b>	<b>165</b>	<b>212</b>	<b>.778</b>	<b>33</b>	<b>208</b>	<b>241</b>	<b>2.3</b>	<b>190</b>	<b>1</b>	<b>266</b>	<b>151</b>	<b>19</b>	<b>52</b>	<b>859</b>	<b>8.1</b>

LAST FIVE GAMES	Date	Opponent	W/L	Min.	Field Goals			3-PT			FT	FTA	Pct.	Rebounds			PF	A	TO	Blk	Stl	+/-	Pts.
					FG	FGA	Pct.	FG	FGA	Pct.				OR	DR	TOT							
	11/24	Alcorn State	W	25	1	4	.250	1	2	.500	0	0	.000	0	3	3	2	4	0	0	2	9	3
	11/28	Alabama	W	18	1	4	.250	1	1	1.000	0	1	.000	1	3	4	4	1	0	0	1	9	3
	12/3	Pittsburgh	W	17	0	2	.000	0	1	.000	0	0	.000	1	2	3	2	2	0	0	0	0	0
	12/6	South Carolina	W	11	0	1	.000	0	0	.000	0	0	.000	0	0	0	1	1	0	0	0	-10	0
	12/9	TCU	W	25	2	6	.333	0	4	.000	2	2	1.000	1	3	4	4	1	1	0	1	0	6

Career

- Appeared in 33 games and made three starts as a freshman.
- Played 12.0 minutes per game, averaging 1.4 points, 1.2 rebounds and 1.2 assists per game
- Scored career-high nine points in a win over Georgia Tech (Jan. 24). He finished 3-for-5 from the floor, 1-for-1 from three and 2-for-2 at the foul line. Also added two assists and one steal.
- Finished with 11 games of two or more assists, including a career-high five in a win at Florida State (Jan. 28). He totaled four on two separate occasions.
- He is the younger brother of current Tiger Chase Hunter, and was ranked No. 64 in the ESPN 100 and rated a four-star prospect.
- Hunter chose Clemson over Baylor, Auburn, Florida State, Kentucky, Georgia and Georgia Tech.



2023-24 SEASON HIGHS

6 vs. TCU (12/9/23) .....	PTS.....	9 vs. Georgia Tech (1/24/23)
2, 2x, last vs. TCU (12/9/23) .....	FG.....	3, 2x, last vs. Georgia Tech (1/24/23)
1, 4x, last at Alabama (11/28/23) .....	3FG.....	1, 6x, last at Alabama (11/28/23)
2, 2x, last vs. TCU (12/9/23) .....	FT.....	2, 4x, last vs. TCU (12/9/23)
1, 2x, last vs. TCU (12/9/23) .....	OR.....	2 vs. Loyola Maryland (11/21/22)
4 vs. Winthrop (11/6/23) .....	DR.....	4 vs. Winthrop (11/6/23)
4, 3x, last vs. TCU (12/9/23) .....	TOT.....	4, 3x, last at Alabama (11/28/23)
4 vs. Alcorn State (11/24/23) .....	AST.....	5 at Florida State (1/28/23)
2 vs. Alcorn State (11/24/23) .....	STL.....	2, 2x, last vs. Alcorn State (11/24/23)
.....	BLK.....	1 vs. California (11/26/22)
25, 2x, last vs. TCU (12/9/23) .....	MIN.....	36 vs. Georgia Tech (1/24/23)

CAREER HIGHS

Player Facts

Major: Parks, Recreation, Tourism Management  
 Birthday: April 16, 2003  
 Instagram: @dillonhunter

Full bio, game-by-game stats, career stats and NIL opportunities available:



Career Stats

Year	GP	GS	Min.	FG	FGA	Pct.	FG	FGA	Pct.	FT	FTA	Pct.	OR	DR	TOT	Avg.	PF	DQ	A	TO	Blk	Stl	Pts.	Avg.
2022-23	33	3	395	17	57	.298	3	20	.150	9	15	.600	5	35	40	1.2	34	0	40	22	1	14	46	1.4
2023-24	9	0	154	8	25	.320	4	13	.308	4	5	.800	3	19	22	2.4	14	0	20	5	0	5	24	2.7
<b>TOTAL</b>	<b>41</b>	<b>3</b>	<b>524</b>	<b>23</b>	<b>76</b>	<b>.303</b>	<b>7</b>	<b>29</b>	<b>.241</b>	<b>11</b>	<b>18</b>	<b>.611</b>	<b>7</b>	<b>51</b>	<b>58</b>	<b>1.4</b>	<b>44</b>	<b>0</b>	<b>59</b>	<b>26</b>	<b>1</b>	<b>18</b>	<b>64</b>	<b>1.6</b>


LAST FIVE GAMES	Date	Opponent	W/L	Min.	Field Goals			3-PT			FT	FTA	Pct.	Rebounds			PF	A	TO	Blk	Stl	+/-	Pts.
					FG	FGA	Pct.	FG	FGA	Pct.				OR	DR	TOT							

Notes

- Redshirting the 2023-24 season.

Career

- 2023 All-Mountain West Third Team, Mountain West Freshman of the Week (Jan. 3, 2022)
- 303 points in 2022 was then-Air Force freshman record in MW era (4th all-time).
- 194 points in MW play in 2022 is an Air Force freshman record.
- 2022 Academic All-Mountain West, 2022 Mountain West Scholar-Athlete, 2023 College Sports Communicators, (CSC) Academic All-District, 2022-23 (Air Force)
- 2023 All-Mountain West Third Team (first sophomore to earn All-MW at Air Force since 2013).
- Team-leading 15.1 ppg., Fourth in Mountain West with 75 three's made. 75 three's is seventh best in a season at Air Force.
- Finished last season 32-for-52 (.615) from the floor in his last five games, including 15-for-30 (.500) from three.
- Led team in scoring 17 times and scored 20+ points six times. Shooting splits of .483/.399/.867
- Led team in scoring in MW play, averaging 14.2 ppg.
- Collegiate Hoops Roadshow All-Tournament Team
- Led Floyd Central to its first section title in 31 years as a junior, averaged 19.9 ppg as a senior and scored 1,228 career points.
- Scored career-high 44 points in final regular season game of high school career.
- 3x first-team All-Hoosier Hills Conference, Indiana Junior All-Star, Indiana Basketball Coaches Association Large School All-State Team and All-State honorable mention by AP.



2023-24 SEASON HIGHS

.....	PTS.....	27 vs. South Dakota (12/6/22)
.....	FG.....	11 vs. New Mexico (2/10/23)
.....	3FG.....	5 at UNLV (3/8/23)
.....	FT.....	11 vs. Delaware (11/11/22)
.....	OR.....	4 at San Jose St. (1/25/22)
.....	DR.....	8 at UNLV (3/8/23)
.....	TOT.....	9 at UNLV (3/8/23)
.....	AST.....	7 at Utah St. (2/14/23)
.....	STL.....	2 vs. San Jose St. (3/4/23)
.....	BLK.....	1, 4x, last vs. Utah St. (2/14/23)
.....	MIN.....	45 at UNLV (3/8/23)

CAREER HIGHS

Player Facts

Major: Economics  
 Birthday: March 5, 2003  
 Instagram: @jakeheidbreder

Full bio, game-by-game stats, career stats and NIL opportunities available:



Career Stats

Year	GP	GS	Min.	FG	FGA	Pct.	FG	FGA	Pct.	FT	FTA	Pct.	OR	DR	TOT	Avg.	PF	DQ	A	TO	Blk	Stl	Pts.	Avg.
2021-22*	29	29	988	106	213	.498	44	116	.379	47	59	.797	25	69	94	3.2	72	1	56	36	3	15	303	10.4
2022-23*	32	32	1042	168	344	.488	75	188	.399	72	83	.867	13	93	106	3.3	63	1	53	54	1	19	483	15.1
2023-24																								
<b>TOTAL</b>	<b>61</b>	<b>61</b>	<b>2030</b>	<b>274</b>	<b>557</b>	<b>.492</b>	<b>119</b>	<b>304</b>	<b>.391</b>	<b>119</b>	<b>142</b>	<b>.838</b>	<b>38</b>	<b>162</b>	<b>200</b>	<b>3.3</b>	<b>135</b>	<b>2</b>	<b>109</b>	<b>90</b>	<b>4</b>	<b>34</b>	<b>786</b>	<b>12.9</b>

\* Games played at Air Force





Date	Opponent	W/L	Min.	Field Goals			3-PT			FT	FTA	Pct.	Rebounds			PF	A	TO	Blk	Stl	+/-	Pts.
				FG	FGA	Pct.	FG	FGA	Pct.				OR	DR	TOT							
11/24	Alcorn State	W	23	4	6	.667	0	0	.000	0	0	.000	2	7	9	1	2	2	0	0	13	8
11/28	Alabama	W	30	4	9	.444	0	1	.000	1	3	.333	3	11	14	1	2	4	2	0	1	9
12/3	Pittsburgh	W	26	3	7	.429	0	0	.000	2	2	1.000	7	10	17	3	0	1	0	1	5	8
12/6	South Carolina	W	25	4	6	.667	1	1	1.000	3	5	.600	3	9	12	4	0	1	0	2	6	12
12/9	TCU	W	32	6	8	.750	0	0	.000	2	3	.667	7	2	9	3	5	0	1	1	12	14

LAST FIVE GAMES

Notes

- Second career double-double with (12p/12r) in a win over South Carolina (12/6).
- Set a new season high with seven offensive rebounds and career-high with 17 rebounds in win at Pittsburgh (12/3).
- Tied his then-career high with 14 rebounds at Alabama (11/28).
- Opened the season with 16 and seven against Winthrop (11/6).

Career

- Appeared in 34 games and made 22 starts (both career highs), while averaging a career-best 19.8 minutes per contest.
- Averaged career highs in points (5.5), rebounds (4.1), assists (1.9), field goal percentage (51.1) and 3-point percentage (33.3).
- Totaled five double-digit scoring games, one double-digit rebounding game, his first career double-double and 10 games with at least three assists.
- First career double double came in the season opener against The Citadel (Nov. 7). Scored 20 points and collected 14 rebounds, including nine on the offensive glass.
- The nine offensive rebounds were the most for a Tiger since James Mays had 10 at Maryland on Jan. 13, 2007. It was the most by a Tiger in Littlejohn Coliseum since Sharrod Ford had 10 vs. Georgia Tech on Feb. 28, 2004.
- Produced a big game in a 72-64 win over Duke (Jan. 14). Posted six points, eight rebounds and six assists, while drawing a career-high three charges. He was just one charge off from the program record of four in a game. He played a career-high 36 minutes against the Blue Devils.
- Of his five double-digit scoring games, two came in back-to-back contests against Notre Dame (March 4) and NC State in the ACC Tournament (March 9).
- Schieffelin chose Clemson over Virginia Tech and Dayton.



2023-24 SEASON HIGHS

16 vs. Winthrop (11/6/23).....	PTS.....	20 vs. The Citadel (11/7/22)
6 vs. TCU (12/9/23).....	FG.....	9 vs. The Citadel (11/7/22)
2 vs. Winthrop (11/6/23).....	3FG.....	3 vs. NC State (3/9/23)
4 vs. Winthrop (11/6/23).....	FT.....	5 vs. Bellarmine (11/18/22)
7, 2x, last vs. TCU (12/9/23).....	OR.....	9 vs. The Citadel (11/7/22)
11 at Alabama (11/28/23).....	DR.....	11 at Alabama (11/28/23)
17 at Pittsburgh (12/3/23).....	TOT.....	14, 2x, last at Alabama (11/28/23)
5 vs. TCU (12/9/23).....	AST.....	6, 3x, last vs. Syracuse (2/22/23)
2 vs. South Carolina (12/6/23).....	STL.....	2 vs. South Carolina (12/6/23)
2, 2x, last at Alabama (11/28/23).....	BLK.....	2, 3x, last at Alabama (11/28/23)
32 vs. TCU (12/9/23).....	MIN.....	36 vs. Duke (1/14/23)

CAREER HIGHS

Player Facts

Major: Pre-Business  
 Birthday: March 1, 2003  
 Instagram: @ian4schief

Full bio, game-by-game stats, career stats and NIL opportunities available:



Career Stats

Year	GP	GS	Min.	FG	FGA	Pct.	FG	FGA	Pct.	FT	FTA	Pct.	OR	DR	TOT	Avg.	PF	DQ	A	TO	Blk	Stl	Pts.	Avg.
2021-22	30	7	349	34	86	.395	5	16	.313	20	28	.714	28	56	84	2.8	48	1	27	22	6	7	93	3.1
2022-23	34	22	672	72	141	.511	9	27	.333	33	48	.688	41	100	141	4.1	62	1	64	37	9	11	186	5.5
2023-24	9	9	226	30	54	.556	5	8	.625	15	20	.750	30	56	86	9.6	23	0	14	10	6	5	80	8.9
<b>TOTAL</b>	<b>72</b>	<b>37</b>	<b>1215</b>	<b>130</b>	<b>273</b>	<b>.476</b>	<b>19</b>	<b>51</b>	<b>.373</b>	<b>66</b>	<b>93</b>	<b>.710</b>	<b>92</b>	<b>210</b>	<b>302</b>	<b>4.2</b>	<b>130</b>	<b>2</b>	<b>100</b>	<b>69</b>	<b>20</b>	<b>22</b>	<b>345</b>	<b>4.8</b>

Date	Opponent	W/L	Min.	Field Goals			3-PT			FT	FTA	Pct.	Rebounds			PF	A	TO	Blk	Stl	+/-	Pts.
				FG	FGA	Pct.	FG	FGA	Pct.				OR	DR	TOT							
11/10	UAB	W	14	1	3	.333	0	2	.000	2	3	.667	0	2	2	1	0	0	1	0	7	4
11/12	Davidson	W	5	0	1	.000	0	0	.000	0	0	.000	0	2	2	0	0	0	1	0	-13	0
11/19	Boise State	W	20	1	3	.333	0	0	.000	0	0	.000	2	2	4	2	0	1	0	1	7	2
11/24	Alcorn State	W	15	2	5	.400	1	4	.250	0	0	.000	1	1	2	2	1	0	0	0	6	5
11/28	Alabama	W	12	0	1	.000	0	1	.000	0	0	.000	0	0	0	1	0	0	0	0	-9	0

LAST FIVE GAMES

Career

- Made return to lineup on 2/11 at Boston College after missing previous 10 games due to injury suffered at end of Clemson game (Dec. 30).
- Scored 6 points, knocking down both three-point attempts and added four rebounds and an assist in 10 minutes at Boston College (Feb. 11).
- Stuffed stat sheet with 14 points, 9 rebounds and a career-high 6 assists in win over Louisville (Dec. 22).
- Posted a double-double with 10 points/10 rebounds and added a career-high 5 steals in win over Campbell (Nov. 11)
- Made NC State debut on Nov. 7 vs. Austin Peay and had 15 points, 7 rebounds, 3 steals and a career-high tying 2 blocks
- Averaged 12.0 points per game last season at La Salle
- Scored career-high 30 points on 13-of-19 shooting at Duquesne on 3/5/22
- Averaged 12.0 points per game, improving the number to 13.7 points in conference play in 2021-22 at La Salle.
- In 2020-21, returned from injury to play in 24 games, including 19 starts. Led Explorers in scoring (9.9 ppg) and ranked second in rebounding (5.2 rpg).
- Medical redshirt in 2019-20.



2023-24 SEASON HIGHS

6 vs. Winthrop (11/6/23).....	PTS.....	30 at Duquesne (3/5/22)
2, 2x, last vs. Alcorn State (11/24/23).....	FG.....	13 at Duquesne (3/5/22)
2 vs. Winthrop (11/6/23).....	3FG.....	5 at St. Joseph's (1/17/22)
2 vs. UAB (11/10/23).....	FT.....	10 vs. Bucknell (12/4/18)
2 vs. Boise State (11/19/23).....	OR.....	5, 3x, last at Duke (2/28/23)
5 vs. Winthrop (11/6/23).....	DR.....	9 vs. Creighton (3/17/23)
5 vs. Winthrop (11/6/23).....	TOT.....	13, 2x, last vs. St. Joseph's (3/9/22)
2 vs. Winthrop (11/6/23).....	AST.....	6 vs. Louisville (12/22/22)
1, 2x, last vs. Boise State (11/19/23).....	STL.....	5 vs. Campbell (11/11/22)
1, 3x, last vs. Davidson (11/12/23).....	BLK.....	2, 3x, vs. last vs. Pittsburgh (12/2/22)
20 vs. Boise State (11/19/23).....	MIN.....	42 at Delaware (11/17/21)

Player Facts

Major: Economics  
 Birthday: February 14, 2000  
 Instagram: @jack5clark

Full bio, game-by-game stats, career stats and NIL opportunities available:



Career Stats


Year	GP	GS	Min.	FG	FGA	Pct.	FG	FGA	Pct.	FT	FTA	Pct.	OR	DR	TOT	Avg.	PF	DQ	A	TO	Blk	Stl	Pts.	Avg.
2018-19*	9	1	242	28	68	.412	16	39	.410	23	30	.767	13	26	39	4.3	20	0	10	10	2	9	95	10.6
2020-21*	24	19	619	91	231	.394	32	116	.276	23	29	.793	28	96	124	5.2	53	1	28	47	7	22	237	9.9
2021-22*	30	23	912	133	346	.384	48	161	.298	47	59	.797	51	124	175	5.8	48	1	49	57	7	35	361	12.0
2022-23^	23	17	618	79	181	.436	28	97	.289	21	25	.840	46	112	158	6.9	48	2	35	11	9	39	207	9.0
2023-24	6	3	81	6	18	.333	3	11	.273	2	3	.667	4	11	15	2.5	7	0	3	1	3	2	17	2.8
<b>TOTAL</b>	<b>92</b>	<b>63</b>	<b>2475</b>	<b>337</b>	<b>844</b>	<b>.399</b>	<b>127</b>	<b>424</b>	<b>.300</b>	<b>116</b>	<b>146</b>	<b>.795</b>	<b>142</b>	<b>369</b>	<b>511</b>	<b>5.6</b>	<b>186</b>	<b>4</b>	<b>125</b>	<b>126</b>	<b>28</b>	<b>107</b>	<b>917</b>	<b>10.0</b>

\* Games played at La Salle; ^ Games played at NC State

Date	Opponent	W/L	Min.	Field Goals			3-PT			FT	FTA	Pct.	OR	Rebounds			PF	A	TO	Blk	Stl	+/-	Pts.
				FG	FGA	Pct.	FG	FGA	Pct.					DR	TOT								
11/24	Alcorn State	W	11	3	6	.500	0	0	.000	1	3	.333	1	4	5	5	1	1	0	1	6	7	
11/28	Alabama	W	14	5	6	.833	0	0	.000	1	1	1.000	0	3	3	4	1	0	0	0	13	11	
12/3	Pittsburgh	W	14	2	3	.667	0	0	.000	0	1	.000	0	2	2	0	0	0	0	0	4	4	
12/6	South Carolina	W	15	2	7	.286	0	0	.000	0	0	.000	0	3	3	2	1	2	2	2	-3	4	
12/9	TCU	W	23	2	6	.333	0	1	.000	0	1	.000	3	7	10	4	2	2	0	2	3	4	

**Career**  
 • Appeared in 33 games last season, including one start against NC State (Dec. 30). He averaged 9.4 minutes per contest.

- Averaged 3.2 points, 2.1 rebounds and 0.3 assists per game. He shot 59.7 percent from the floor and 33.3 percent from three.
- Scored a career-high 10 points in a win at Virginia Tech (Jan. 4). Hit two huge 3-pointers and finished 4-for-5 from the floor in the victory. The two made threes were a season high.
- Produced 10 games of 3 or more rebounds, including a career high eight at Boston College (Jan. 31).
- Of his career high eight boards against the Eagles, he totaled three offensive rebounds – also a career best.
- He also had three offensive rebounds earlier in the year against Loyola Chicago (Dec. 10).
- Steady contributor off the Tiger bench all season long, giving great minutes, scoring punches, rebounding and rim protection. He blocked 17 shots last season which was second on the team behind All-ACC center PJ Hall.
- Finished a stretch of games 13-for-16 from the floor from Dec. 17 to Jan. 11.
- The gap of games included his 4-for-5 against Virginia Tech and also a 3-for-3 game at Louisville (Jan. 11).
- Godfrey is a 6-7, 225-pound forward from Suwanee, Ga. and is rated as a three-star prospects by 247Sports (#130) and Rivals (#135).
- Godfrey averaged 16.0 points, 9.0 rebounds, 4.0 assists and 3.0 blocks per game last season. He is the rated the No. 5 player in the state of Georgia.
- His father, Randall Godfrey, is an 11-year NFL veteran who played linebacker for the Dallas Cowboys, Tennessee Titans, Seattle Seahawks, San Diego Chargers and the Washington Football Team.
- Godfrey chose Clemson over Ole Miss, Texas Tech, Georgia Tech, Utah and Georgia.



2023-24 SEASON HIGHS	CAREER HIGHS
12 vs. Winthrop (11/6/23)..... PTS.....	12 vs. Winthrop (11/6/23)
5, 3x, last at Alabama (11/28/23)..... FG.....	5, 3x, last at Alabama (11/28/23)
1 vs. Winthrop (11/6/23).....3FG.....	2 at Virginia Tech (1/4/23)
4 vs. UAB (11/10/23)..... FT.....	4 at Boston College (1/31/23)
4 vs. Boise State (11/19/23)..... OR.....	4 vs. Boise State (11/19/23)
7 vs. TCU (12/9/23)..... DR.....	7 vs. TCU (12/9/23)
10 vs. TCU (12/9/23)..... TOT.....	10 vs. TCU (12/9/23)
2 vs. TCU (12/9/23)..... AST.....	2, 2x, last vs. TCU (12/9/23)
2 vs. South Carolina (12/6/23)..... STL.....	2 vs. South Carolina (12/6/23)
4 vs. Boise State (11/19/23)..... BLK.....	4 vs. Boise State (11/19/23)
26 vs. Davidson (11/12/23)..... MIN.....	26 vs. Davidson (11/12/23)

**Player Facts**  
 Major: Parks, Recreation, Tourism Management  
 Birthday: June 10, 2003  
 Instagram: @randallgodfreyjr

Full bio, game-by-game stats, career stats and NIL opportunities available:

Year	GP	GS	Min.	FG	FGA	Pct.	FG	FGA	Pct.	FT	FTA	Pct.	OR	DR	TOT	Avg.	PF	DQ	A	TO	Blk	Stl	Pts.	Avg.
2022-23	33	1	310	43	72	.597	3	9	.333	17	26	.654	22	47	69	2.1	50	1	11	25	17	8	106	3.2
2023-24	9	0	161	28	50	.560	1	2	.500	7	16	.438	11	33	44	4.9	25	1	8	10	10	6	64	7.1
<b>TOTAL</b>	<b>42</b>	<b>1</b>	<b>471</b>	<b>71</b>	<b>122</b>	<b>.582</b>	<b>4</b>	<b>11</b>	<b>.364</b>	<b>24</b>	<b>42</b>	<b>.571</b>	<b>33</b>	<b>80</b>	<b>113</b>	<b>2.7</b>	<b>75</b>	<b>2</b>	<b>19</b>	<b>35</b>	<b>27</b>	<b>14</b>	<b>170</b>	<b>4.0</b>

Date	Opponent	W/L	Min.	Field Goals			3-PT			FT	FTA	Pct.	OR	Rebounds			PF	A	TO	Blk	Stl	+/-	Pts.
				FG	FGA	Pct.	FG	FGA	Pct.					DR	TOT								
11/24	Alcorn State	W	30	4	13	.308	3	9	.333	2	3	.667	1	3	4	1	4	1	0	0	18	13	
11/28	Alabama	W	33	5	10	.500	4	7	.571	2	2	1.000	0	2	2	2	4	1	0	2	13	16	
12/3	Pittsburgh	W	34	7	10	.700	6	9	.667	5	5	1.000	0	1	1	3	2	1	0	1	14	25	
12/6	South Carolina	W	37	3	7	.429	2	5	.400	4	4	1.000	0	7	7	2	3	3	0	1	13	12	
12/9	TCU	W	36	5	13	.385	3	8	.375	8	9	.889	0	5	5	2	4	1	1	0	5	21	

- Notes**
- Girard netted a season-best 25 points in a win at Pitt (12/3).
  - Girard III scored a then-season-high 23 points on nine field goals, including three 3-pointers in a win over Boise State (11/19). Tallied four rebounds and three assists.
  - Became just the 31st player since the 1992-93 season to accumulate 1,700+ points, 300+ 3-pointers and 450+ assists in a career. Girard and Jay Williams (Duke - 2000-02) are the lone ACC representatives.
  - Since appearing in his first game as a freshman at Syracuse, Girard III is one of just three players since 2019-20 to accumulate at least 1,700 points, 450 assists and 300 threes. He's joined by Antoine Davis (Detroit) and Jordan "Jelly" Walker (UAB).
  - Girard III netted a season-best 17 points in the Tigers win over Davidson (11/12) and he finished with six field goals, five from 3-point range. Added five assists.



2023-24 SEASON HIGHS	CAREER HIGHS
25 at Pittsburgh (12/3/23)..... PTS.....	31 vs. Richmond (11/21/22)
9 vs. Boise State (11/19/23)..... FG.....	12 vs. Richmond (11/21/22)
6 at Pittsburgh (12/3/23).....3FG.....	7 at Miami (Fla.) (1/5/22)
8 vs. TCU (12/9/23)..... FT.....	11 vs. NC State (1/31/21)
1 vs. UAB (11/10/23)..... OR.....	3 at Notre Dame (1/22/20)
7 vs. South Carolina (12/6/23)..... DR.....	7, 3x, last at Louisville (1/3/23)
7 vs. South Carolina (12/6/23)..... TOT.....	9 at Notre Dame (1/22/20)
5 vs. Davidson (11/12/23)..... AST.....	10 at NC State (2/2/22)
2 at Alabama (11/28/23)..... STL.....	6 vs. Northeastern (12/16/20)
1 vs. TCU (12/9/23)..... BLK.....	1, 6x, last at Miami (Fla.) (1/5/22)
37 vs. South Carolina (12/6/23)..... MIN.....	45 at North Carolina (2/28/22)

**Player Facts**  
 Major: Athletic Leadership  
 Birthday: November 27, 2000  
 Instagram: @jg3

Full bio, game-by-game stats, career stats and NIL opportunities available:

Year	GP	GS	Min.	FG	FGA	Pct.	FG	FGA	Pct.	FT	FTA	Pct.	OR	DR	TOT	Avg.	PF	DQ	A	TO	Blk	Stl	Pts.	Avg.
2019-20*	32	30	1057	122	351	.348	70	216	.324	84	94	.894	5	92	97	3.0	47	0	113	60	3	47	398	12.4
2020-21*	28	28	776	92	259	.355	50	150	.333	39	50	.780	6	75	81	2.9	34	0	99	59	2	39	273	9.8
2021-22*	33	33	1126	142	362	.392	89	221	.403	82	93	.882	11	81	92	2.8	42	0	138	92	1	53	455	13.8
2022-23*	32	32	1109	177	439	.403	88	231	.381	84	98	.857	6	84	90	2.8	31	0	95	78	0	26	526	16.4
2023-24	9	9	286	41	94	.436	28	63	.444	26	29	.897	2	26	28	3.1	15	0	31	11	1	7	136	15.1
<b>TOTAL</b>	<b>134</b>	<b>132</b>	<b>4350</b>	<b>574</b>	<b>1506</b>	<b>.381</b>	<b>325</b>	<b>882</b>	<b>.368</b>	<b>315</b>	<b>364</b>	<b>.865</b>	<b>30</b>	<b>359</b>	<b>389</b>	<b>2.9</b>	<b>169</b>	<b>0</b>	<b>475</b>	<b>300</b>	<b>7</b>	<b>172</b>	<b>1788</b>	<b>13.3</b>


\* Games played at Syracuse



LAST FIVE GAMES	Date	Opponent	W/L	Min.	Field Goals			3-PT			FT	FTA	Pct.	OR	Rebounds			PF	A	TO	Blk	Stl	+/-	Pts.
					FG	FGA	Pct.	FG	FGA	Pct.					DR	TOT								
	11/6	Winthrop	W	21	3	4	.750	3	4	.750	0	0	.000	0	0	0	1	3	1	1	0	19	9	
	11/10	UAB	W	18	0	3	.000	0	3	.000	0	0	.000	0	2	2	1	1	0	0	1	-5	0	
	11/12	Davidson	W	20	3	8	.375	3	8	.375	0	0	.000	0	1	1	2	2	2	0	0	11	9	
	11/19	Boise State	W	10	1	3	.333	1	2	.500	2	2	1.000	0	0	0	0	1	1	0	1	6	5	
	11/24	Alcorn State	W	10	1	3	.333	1	2	.500	0	2	.000	0	0	0	1	0	0	0	0	-1	3	

- Notes**
- Announced his return for his fifth season on April 7, 2023.
  - Fifth all-time in three-point shooting in Clemson history - 42.9 percent.

- Career**
- Battled plantar fasciitis in his foot most of the year, but appeared in 20 games and made 12 starts, averaging 24.0 minutes per contest.
  - Averaged 6.9 points, 1.8 rebounds and 1.1 assists, while shooting 50.0 percent from the field and 47.1 percent from three.
  - Produced five double-digit scoring games and six in which he made at least three 3-pointers.
  - Scored a season-high 18 points against USC Upstate (Nov. 15).
  - Finished 7-for-9 from the floor and 4-for-6 from three.
  - Totaled three-straight games in double-figures from Nov. 29 to Dec. 7.
  - Scored 15 points in an overtime win over Penn State (Nov. 29), hitting five field goals, including four threes.
  - Netted 12 points in a comeback win over Wake Forest (Dec. 2) in the ACC opener and finished 4-for-6 from 3-point range.
  - Scored 15 points in a victory over Towson (Dec. 7), finishing 4-for-6 from the field and 3-for-4 from three.
  - He finished the stretch of games 11-for-16 from 3-point range to propel the Tigers to a 3-0 record in those contests.
  - Hurt his foot in a win over Richmond (Dec. 17) and returned for the first time on Jan. 31, playing limited minutes in eight games the rest of the season.



2023-24 SEASON HIGHS	CAREER HIGHS
9 vs. Winthrop (11/6/23)..... PTS.....	18 vs. USC Upstate (11/15/22)
3, 2x, last vs. Davidson (11/12)..... FG.....	7 vs. USC Upstate (11/15/22)
3, 2x, last vs. Davidson (11/12)..... 3FG.....	5 at Wake Forest (2/24/21)
2 vs. Boise State (11/19/23)..... FT.....	6 vs. Morehead State (12/21/20)
..... OR.....	1, 2x, last vs. Florida State (2/29/20)
2 vs. UAB (11/10/23)..... DR.....	5 vs. California (11/26/22)
2 vs. UAB (11/10/23)..... TOT.....	6 vs. California (11/26/22)
3 vs. Winthrop (11/6/23)..... AST.....	3, 3x, last vs. Winthrop (11/6/23)
1 vs. UAB (11/10/23)..... STL.....	2, 3x, last at Boston College (1/31/23)
1 vs. Winthrop (11/6/23)..... BLK.....	1, 5x, last vs. Winthrop (11/6/23)
21 vs. Winthrop (11/6/23)..... MIN.....	41 vs. Penn State (11/29/22)

**Player Facts**  
 Major: Athletic Leadership  
 Birthday: June 17, 2001  
 Instagram: @alexhemenway

Full bio, game-by-game stats, career stats and NIL opportunities available:

Year	GP	GS	Min.	FG	FGA	Pct.	FG	FGA	Pct.	FT	FTA	Pct.	OR	DR	TOT	Avg.	PF	DQ	A	TO	Blk	Stl	Pts.	Avg.
2019-20	15	0	183	25	50	.500	20	42	.476	2	2	1.000	3	10	13	0.9	12	0	6	6	0	0	72	4.8
2020-21	24	11	376	36	86	.419	24	62	.387	16	18	.889	0	31	31	1.3	33	0	14	19	2	9	112	4.7
2021-22	31	2	454	50	121	.413	39	96	.406	22	31	.710	6	35	41	1.3	40	0	10	10	0	7	161	5.2
2022-23	20	12	480	46	92	.500	33	70	.471	12	16	.750	3	32	35	1.8	32	0	21	13	2	9	137	6.9
2023-24	5	0	78	8	21	.381	8	19	.421	2	4	.500	0	3	3	0.6	5	0	7	4	1	2	26	5.2
<b>TOTAL</b>	<b>95</b>	<b>25</b>	<b>1571</b>	<b>165</b>	<b>370</b>	<b>.446</b>	<b>124</b>	<b>289</b>	<b>.429</b>	<b>54</b>	<b>171</b>	<b>.761</b>	<b>12</b>	<b>111</b>	<b>123</b>	<b>1.3</b>	<b>122</b>	<b>0</b>	<b>58</b>	<b>52</b>	<b>5</b>	<b>27</b>	<b>508</b>	<b>5.3</b>

LAST FIVE GAMES	Date	Opponent	W/L	Min.	Field Goals			3-PT			FT	FTA	Pct.	OR	Rebounds			PF	A	TO	Blk	Stl	+/-	Pts.
					FG	FGA	Pct.	FG	FGA	Pct.					DR	TOT								
	11/24	Alcorn State	W	1	0	1	.000	0	1	.000	0	0	.000	0	0	0	0	0	0	0	0	0	0	0

- Notes**
- First season on the active roster after serving two years as a team manager. Heavy contributor on scout team.
  - Attended nearby Daniel High School and served as a team captain. Led team to a 23-6 record – an all-time best for Daniel.
  - Selected to play in All Star Tri-County Tip Off Classic
  - Mountain Lakes First Team Selection
  - All-Region runner-up
  - All-Academic team for four years
  - Highest 3-point percentage for Daniel High School
  - Played AAU for Carolina Pressure



2023-24 SEASON HIGHS	CAREER HIGHS
..... PTS.....	.....
..... FG.....	.....
..... 3FG.....	.....
..... FT.....	.....
..... OR.....	.....
..... DR.....	.....
..... TOT.....	.....
..... AST.....	.....
..... STL.....	.....
..... BLK.....	.....
1 vs. Alcorn State (11/24/23)..... MIN.....	1 vs. Alcorn State (11/24/23)


**Player Facts**  
 Major: Management  
 Birthday: March 1, 2002  
 Instagram: @a.latiff11

Full bio, game-by-game stats, career stats and NIL opportunities available:

Year	GP	GS	Min.	FG	FGA	Pct.	FG	FGA	Pct.	FT	FTA	Pct.	OR	DR	TOT	Avg.	PF	DQ	A	TO	Blk	Stl	Pts.	Avg.
2023-24	1	0	1	0	1	.000	0	1	.000	0	0	.000	0	0	0	0.0	0	0	0	0	0	0	0	0.0
<b>TOTAL</b>	<b>1</b>	<b>0</b>	<b>1</b>	<b>0</b>	<b>1</b>	<b>.000</b>	<b>0</b>	<b>1</b>	<b>.000</b>	<b>0</b>	<b>0</b>	<b>.000</b>	<b>0</b>	<b>0</b>	<b>0</b>	<b>0.0</b>	<b>0</b>	<b>0</b>	<b>0</b>	<b>0</b>	<b>0</b>	<b>0</b>	<b>0</b>	<b>0.0</b>

LAST FIVE GAMES	Date	Opponent	W/L	Min.	Field Goals			3-PT			FT	FTA	Pct.	Rebounds			PF	A	TO	Blk	Stl	+/-	Pts.
					FG	FGA	Pct.	FG	FGA	Pct.				OR	DR	TOT							

- Notes**
- Redshirting the 2023-24 season.
  - Thomas is a 6-7, 185-pound guard from Lake Forest, Ill. and is rated a three-star prospect, according to 247Sports and Rivals.
  - Thomas led the Illinois Wolves (AAU) in scoring this past summer on the UAA circuit averaging 15.1 points per game, while shooting 45.0 percent from the field and 38.0 percent from three. He was recognized by Synergy Sports as being the most offensively efficient player on the UAA 17U circuit this past summer. Thomas averaged a circuit-best 1.07 points per possession.
  - At Lake Forest High School, Thomas averaged 17.1 points and 6.3 rebounds per game, while shooting 40.3 percent from three and 85.2 percent from the foul line. He made a school-record 98 three-point field goals and scored 1,130 career points.
  - Thomas was ranked as the eighth-best player in the 2023 class from the state of Illinois.
  - Thomas chose Clemson over Illinois, Iowa, Wisconsin, Virginia Tech, Marquette and DePaul.
  - IBCA First Team All-State
  - Chicago Sun Times First Team All-State
  - North Suburban Conference Player of the Year
  - Chicago Sun Times First Team All-Area
  - Under Armour Association – No. 1 in Scoring Efficiency



2023-24 SEASON HIGHS	CAREER HIGHS
PTS.....	PTS.....
FG.....	FG.....
3FG.....	3FG.....
FT.....	FT.....
OR.....	OR.....
DR.....	DR.....
TOT.....	TOT.....
AST.....	AST.....
STL.....	STL.....
BLK.....	BLK.....
MIN.....	MIN.....

**Player Facts**  
 Major: Sports Communication  
 Birthday: February 16, 2005  
 Instagram: @\_asathomas\_

Full bio, game-by-game stats, career stats and NIL opportunities available:

Career Stats		Field Goals			3-PT			Rebounds					PF	DQ	A	TO	Blk	Stl	Pts.	Avg.				
Year	GP	GS	Min.	FG	FGA	Pct.	FG	FGA	Pct.	FT	FTA	Pct.	OR	DR	TOT	Avg.	PF	DQ	A	TO	Blk	Stl	Pts.	Avg.
2023-24	REDSHIRT																							
<b>TOTAL</b>																								

LAST FIVE GAMES	Date	Opponent	W/L	Min.	Field Goals			3-PT			FT	FTA	Pct.	Rebounds			PF	A	TO	Blk	Stl	+/-	Pts.
					FG	FGA	Pct.	FG	FGA	Pct.				OR	DR	TOT							
	11/24	Alcorn State	W	1	0	0	.000	0	0	.000	0	0	.000	0	0	0	0	0	0	0	0	0	0

- Career**
- Appeared in six games last season and totaled seven minutes last season.
  - Scored first career points at North Carolina (Feb. 11).
  - Finished the season 2-for-2 from the field, scoring in two games, including a win over Florida State (Feb. 15).
  - Attended Porter-Gaud High School and lettered in both football and basketball.



2023-24 SEASON HIGHS	CAREER HIGHS
PTS.....	PTS.....2, 2x, last vs. Florida State (2/15/23)
FG.....	FG.....1, 2x, last vs. Florida State (2/15/23)
3FG.....	3FG.....
FT.....	FT.....
OR.....	OR.....
DR.....	DR.....1 vs. Richmond (12/17/22)
TOT.....	TOT.....1 vs. Richmond (12/17/22)
AST.....	AST.....1 vs. Richmond (12/17/22)
STL.....	STL.....1 vs. Notre Dame (3/4/23)
BLK.....	BLK.....
1 vs. Alcorn State (11/24/23).....	MIN.....2 vs. Notre Dame (3/4/23)

**Player Facts**  
 Major: History  
 Birthday: August 1, 2002  
 Instagram: @matt.kelly1

Full bio, game-by-game stats, career stats and NIL opportunities available:

Career Stats		Field Goals			3-PT			Rebounds					PF	DQ	A	TO	Blk	Stl	Pts.	Avg.				
Year	GP	GS	Min.	FG	FGA	Pct.	FG	FGA	Pct.	FT	FTA	Pct.	OR	DR	TOT	Avg.	PF	DQ	A	TO	Blk	Stl	Pts.	Avg.
2022-23	6	0	7	2	2	1.000	0	0	.000	0	0	.000	0	1	1	0.2	0	0	1	0	0	1	4	0.7
2023-24	1	0	1	0	0	.000	0	0	.000	0	0	.000	0	0	0	0.0	0	0	0	0	0	0	0	0.0
<b>TOTAL</b>	<b>7</b>	<b>0</b>	<b>8</b>	<b>2</b>	<b>2</b>	<b>1.000</b>	<b>0</b>	<b>0</b>	<b>.000</b>	<b>0</b>	<b>0</b>	<b>.000</b>	<b>0</b>	<b>1</b>	<b>1</b>	<b>0.1</b>	<b>0</b>	<b>0</b>	<b>1</b>	<b>0</b>	<b>0</b>	<b>1</b>	<b>4</b>	<b>0.6</b>



**LAST FIVE GAMES**

Date	Opponent	W/L	Min.	Field Goals			3-PT			FT	FTA	Pct.	Rebounds			PF	A	TO	Blk	Stl	+/-	Pts.
				FG	FGA	Pct.	FG	FGA	Pct.				OR	DR	TOT							
11/24	Alcorn State	W	9	1	2	.500	0	1	.000	0	0	.000	0	1	1	0	2	0	0	0	10	2
11/28	Alabama	W	17	1	4	.250	0	1	.000	0	0	.000	0	4	4	1	1	1	0	0	13	2
12/3	Pittsburgh	W	31	4	11	.364	2	8	.250	2	2	1.000	0	3	3	2	1	1	0	0	9	12
12/6	South Carolina	W	27	5	8	.625	3	5	.600	2	2	1.000	0	1	1	1	2	0	0	0	4	15
12/9	TCU	W	24	2	5	.400	1	3	.333	2	2	1.000	0	0	0	2	1	1	0	0	8	7

**Notes**

- New career high of 15 points in win over South Carolina (12/6). Finished 5-for-8 from the floor (new career best) and 3-for-5 from three (new career best).
- Tied a then-career-high with 12 points at Pittsburgh (12/3).



**Career**

- Appeared in 27 games last season, all off of the Tiger bench. He averaged 8.9 minutes per game.
- Averaged 2.4 points, 0.9 rebounds and 0.4 assists per game last season, including two double-digit scoring games.
- Totaled three blocks and four steals.
- Finished the season shooting 44.4 percent from the floor, 40.0 percent from three and 66.7 percent at the foul line.
- Scored in double-figures twice in a three game stretch, including a career-high 12 points in a win over Georgia Tech (Jan. 24).
- He finished 5-for-7 from the floor and 2-for-3 from three.
- The 12 points and five made field goals were both season highs.
- Netted 10 points at Wake Forest (Jan. 17) and made a season high three 3-pointers. Also collected a season high four rebounds in the loss to Wake.
- Wiggins is a 6-9, 205-pound forward from Covington, Ga. and is rated a three-star prospect, according to 247Sports and Rivals.
- Wiggins averaged 12.1 points, 6.6 rebounds, 2.3 assists, 1.2 steals and 1.8 blocks per game last season for Grayson. He was high school teammates with current Tiger Ian Schieffelin (Loganville, Ga./Grayson).
- Wiggins is ranked as the fourth-best player in the 2022 class from the state of Georgia and is a Top 150 player according to 247Sports.
- Wiggins chose Clemson over NC State, Georgia, South Florida and Maryland.

2023-24 SEASON HIGHS	CAREER HIGHS
15 vs. South Carolina (12/6/23)..... PTS.....	15 vs. South Carolina (12/6/23)
5 vs. South Carolina (12/6/23)..... FG.....	5, 2x, vs. South Carolina (12/6/23)
3 vs. South Carolina (12/6/23)..... 3FG.....	3, 2x, vs. South Carolina (12/6/23)
2, 3x, vs. TCU (12/9/23)..... FT.....	2, 2x, last vs. South Carolina (12/6/23)
1 vs. UAB (11/10/23)..... OR.....	1, 4x, last vs. UAB (11/10/23)
5 vs. Winthrop (11/6/23)..... DR.....	5 vs. Winthrop (11/6/23)
6 vs. Winthrop (11/6/23)..... TOT.....	6 vs. Winthrop (11/6/23)
2, 2x, last vs. South Carolina (12/6/23) AST.....	3 at Wake Forest (1/17/23)
..... STL.....	2 vs. Virginia Tech (1/21/23)
1 vs. UAB (11/10/23)..... BLK.....	1, 4x, last vs. UAB (11/10/23)
31 at Pittsburgh (12/3/23)..... MIN.....	31 at Pittsburgh (12/3/23)

**Player Facts**  
 Major: Parks, Recreation, Tourism Management  
 Birthday: February 7, 2004  
 Instagram: @chauncey30

Full bio, game-by-game stats, career stats and NIL opportunities available:

Career Stats		Field Goals			3-PT			Rebounds																
Year	GP	GS	Min.	FG	FGA	Pct.	FG	FGA	Pct.	FT	FTA	Pct.	OR	DR	TOT	Avg.	PF	DQ	A	TO	Blk	Stl	Pts.	Avg.
2022-23	27	0	241	24	54	.444	14	35	.400	2	3	.667	2	22	24	0.9	13	0	10	6	3	4	64	2.4
2023-24	9	6	157	19	44	.432	8	23	.348	7	10	.700	2	15	17	1.9	10	0	8	9	2	0	53	5.9
<b>TOTAL</b>	<b>36</b>	<b>6</b>	<b>399</b>	<b>43</b>	<b>98</b>	<b>.439</b>	<b>22</b>	<b>58</b>	<b>.379</b>	<b>9</b>	<b>13</b>	<b>.692</b>	<b>4</b>	<b>37</b>	<b>41</b>	<b>1.1</b>	<b>23</b>	<b>0</b>	<b>18</b>	<b>15</b>	<b>5</b>	<b>4</b>	<b>117</b>	<b>3.3</b>

**LAST FIVE GAMES**

Date	Opponent	W/L	Min.	Field Goals			3-PT			FT	FTA	Pct.	Rebounds			PF	A	TO	Blk	Stl	+/-	Pts.
				FG	FGA	Pct.	FG	FGA	Pct.				OR	DR	TOT							
11/24	Alcorn State	W	35	11	18	.611	2	5	.400	5	6	.833	3	7	10	1	4	1	2	0	19	29
11/28	Alabama	W	21	6	11	.545	3	5	.600	6	7	.857	2	6	8	4	2	1	4	1	-3	21
12/3	Pittsburgh	W	34	9	14	.643	3	6	.500	1	3	.333	1	10	11	4	3	3	1	3	4	22
12/6	South Carolina	W	33	5	11	.455	1	3	.333	3	5	.600	3	5	8	3	3	0	4	0	10	14
12/9	TCU	W	23	6	11	.545	2	6	.333	3	4	.750	1	5	6	5	2	3	3	1	0	17

**Notes**

- Second double-double of the season at Pitt (22p, 11r). Eighth of career.
- Totaled 21 points and eight rebounds in 21 minutes in 85-77 win over Alabama.
- Career-high 29 points in win over Alcorn State (11/24). His first double-double of the season and eighth of his career.
- 20 20-point games in his career and 19th-straight double-digit scoring game.
- Added 17 points and seven rebounds in a win over Davidson (11/12) to claim the Asheville Championship. He was named Tournament MVP in the process.
- Totaled a then-season-high 27 points and nine rebounds in a win over UAB (11/10).
- He opened the season with consecutive 20-point games, 20 against Winthrop and 27 against UAB. Hall is the first Clemson player to open the season with consecutive 20-point games since Will Solomon opened the 1999-00 season with consecutive 20-point games against East Tennessee State (21) and Wofford (28).



2023-24 SEASON HIGHS	CAREER HIGHS
29 vs. Alcorn State (11/24/23)..... PTS.....	29 vs. Alcorn State (11/24/23)
11, 2x, last vs. Alcorn State (11/24/23) .FG.....	12, 2x, last at Louisville (2/18/23)
3, 2x, last at Pittsburgh (12/3/23)..... 3FG.....	21, 2x, last at Louisville (2/18/23)
6 at Alabama (11/28/23)..... TOT.....	12 at Florida State (2/15/22)
3, 3x, last vs. Alcorn State (11/24/23) ..OR.....	5 at Georgia Tech (12/21/22)
10 at Pittsburgh (12/3/23)..... DR.....	10 at Pittsburgh (12/3/23)
11 at Pittsburgh (12/3/23)..... TOT.....	13 vs. Drake (12/11/21)
4, 2x, last vs. Alcorn State (11/24/23) ..AST.....	4, 4x, last vs. Alcorn State (11/24/23)
3 at Pittsburgh (12/3/23)..... STL.....	3, 3x, last at Pittsburgh (12/3/23)
4, 2x, last vs. South Carolina (12/6/23) BLK.....	5 vs. Morehead State (3/15/23)
35, 2x, last vs. Alcorn State (11/24/23) MIN.....	35, 2x, last vs. Alcorn State (11/24/23)


**Player Facts**  
 Major: Sports Communication  
 Birthday: February 21, 2002  
 Instagram: @pjhall\_24

Full bio, game-by-game stats, career stats and NIL opportunities available:

Career Stats		Field Goals			3-PT			Rebounds																
Year	GP	GS	Min.	FG	FGA	Pct.	FG	FGA	Pct.	FT	FTA	Pct.	OR	DR	TOT	Avg.	PF	DQ	A	TO	Blk	Stl	Pts.	Avg.
2020-21	21	0	208	30	61	.492	2	15	.133	12	16	.750	14	28	42	2.0	28	0	2	9	5	4	74	3.5
2021-22	30	29	823	179	363	.493	24	78	.308	82	105	.781	52	122	174	5.8	76	1	48	54	38	16	464	15.5
2022-23	33	27	811	192	359	.535	33	83	.398	88	112	.786	52	135	187	5.7	75	0	33	57	37	22	505	15.3
2023-24	9	9	255	66	120	.550	17	42	.405	32	42	.762	19	49	68	7.6	29	1	23	13	21	9	181	20.1
<b>TOTAL</b>	<b>93</b>	<b>65</b>	<b>2097</b>	<b>467</b>	<b>903</b>	<b>.517</b>	<b>76</b>	<b>218</b>	<b>.349</b>	<b>214</b>	<b>275</b>	<b>.778</b>	<b>137</b>	<b>334</b>	<b>471</b>	<b>5.1</b>	<b>208</b>	<b>2</b>	<b>106</b>	<b>133</b>	<b>101</b>	<b>51</b>	<b>1224</b>	<b>13.2</b>

LAST FIVE GAMES	Date	Opponent	W/L	Min.	Field Goals			3-PT			Rebounds			PF	A	TO	Blk	Stl	+/-	Pts.	
					FG	FGA	Pct.	FG	FGA	Pct.	FT	FTA	Pct.	OR	DR	TOT					
	11/24	Alcorn State	W	1	0	0	.000	0	0	.000	0	0	.000	0	1	1	0	0	0	0	0

- Career**
- Appeared in seven games and played 10 minutes last season.
  - Scored first career basket in a win over Richmond (Dec. 17). He was assisted by his brother Jack Nauseef on the play.
  - Totaled his second basket of the season in home win over Notre Dame (March 4).
  - Collected four rebounds in four separate games.
  - Tallied first career assist in a win over Georgia Tech (Jan. 24). First career block was against Loyola Maryland (Nov. 21) and first career steal was against Notre Dame.
  - Appeared in two games in 2021-22.
  - Grabbed first career rebound at Notre Dame (Jan. 12).



2023-24 SEASON HIGHS	CAREER HIGHS
PTS.....	2, 2x, last vs. Notre Dame (3/4/23)
FG.....	1, 2x, last vs. Notre Dame (3/4/23)
3FG.....	
FT.....	
OR.....	1, 2x, last vs. Notre Dame (3/4/23)
DR.....	1, 3x, last vs. Notre Dame (3/4/23)
TOT.....	1, 5x, last vs. Notre Dame (3/4/23)
AST.....	1 at Georgia Tech (12/21/22)
STL.....	1 vs. Notre Dame (3/4/23)
BLK.....	1 vs. Loyola Maryland (11/21/22)
MIN.....	2 vs. Notre Dame (3/4/23)

**Player Facts**  
 Major: Microbiology  
 Birthday: September 29, 2002  
 Instagram: @dnauseef

Full bio, game-by-game stats, career stats and NIL opportunities available:

Career Stats		Field Goals			3-PT			Rebounds					PF	DQ	A	TO	Blk	Stl	Pts.	Avg.				
Year	GP	GS	Min.	FG	FGA	Pct.	FG	FGA	Pct.	FT	FTA	Pct.	OR	DR	TOT	Avg.	PF	DQ	A	TO	Blk	Stl	Pts.	Avg.
2021-22	2	0	2	0	0	.000	0	0	.000	0	0	.000	1	0	1	0.5	0	0	0	0	0	0	0	0.0
2022-23	7	0	8	2	3	.667	0	0	.000	0	0	.000	1	3	4	0.6	2	0	1	1	1	1	4	0.6
2023-24	1	0	1	0	0	.000	0	0	.000	0	0	.000	0	1	1	1.0	0	0	0	0	0	0	0	0.0
<b>TOTAL</b>	<b>10</b>	<b>0</b>	<b>11</b>	<b>2</b>	<b>3</b>	<b>.667</b>	<b>0</b>	<b>0</b>	<b>.000</b>	<b>0</b>	<b>0</b>	<b>.000</b>	<b>2</b>	<b>4</b>	<b>6</b>	<b>0.6</b>	<b>2</b>	<b>0</b>	<b>1</b>	<b>1</b>	<b>1</b>	<b>1</b>	<b>4</b>	<b>0.4</b>

LAST FIVE GAMES	Date	Opponent	W/L	Min.	Field Goals			3-PT			Rebounds			PF	A	TO	Blk	Stl	+/-	Pts.			
					FG	FGA	Pct.	FG	FGA	Pct.	FT	FTA	Pct.	OR	DR	TOT							
	11/24	Alcorn State	W	1	0	0	.000	0	0	.000	0	0	.000	0	0	0	0	0	0	0	0		
	11/28	Alabama	W	14	1	1	1.000	0	0	.000	0	0	.000	2	1	3	2	0	0	1	0	7	2
	12/3	Pittsburgh	W	6	1	1	1.000	0	0	.000	0	0	.000	1	0	1	1	1	0	0	0	5	2
	12/6	South Carolina	W	5	1	2	.500	0	0	.000	1	2	.500	0	2	2	1	0	1	0	0	-4	3
	12/9	TCU	W	2	0	0	.000	0	0	.000	0	1	.000	1	0	1	0	0	0	0	0	3	0

- Career**
- Played in all 32 games with 30 starts last season.
  - Finished the season with 244 points after averaging 7.6 points per game.
  - Posted 139 rebounds on the season and averaged 3.4 per game.
  - Finished out the season with 35 total assists.
  - Totaled 13 double-figure scoring games.
  - Notched a season-high of 16 points against Chattanooga on Feb. 18.
  - Recorded a season-high of 10 rebounds against Marshall on Dec. 13.



2023-24 SEASON HIGHS	CAREER HIGHS
PTS.....	23 at Chattanooga (2/17/22)
FG.....	10 vs. The Citadel (2/10/22)
3FG.....	3 vs. The Citadel (2/5/20)
FT.....	12 vs. Elon (11/30/21)
OR.....	7 vs. UMass (11/19/21)
DR.....	6, 3x, last at Western Carolina (2/7/22)
TOT.....	10, 4x, last vs. Marshall (12/13/22)
AST.....	3, 6x, last at Chattanooga (2/18/23)
STL.....	7 vs. Coppin State (11/15/21)
BLK.....	3 at Furman (2/5/22)
MIN.....	34 vs. VMI (2/2/22)

**Player Facts**  
 Major: Athletic Leadership  
 Birthday: April 4, 2001  
 Instagram: @basleyte

Full bio, game-by-game stats, career stats and NIL opportunities available:

Career Stats		Field Goals			3-PT			Rebounds					PF	DQ	A	TO	Blk	Stl	Pts.	Avg.				
Year	GP	GS	Min.	FG	FGA	Pct.	FG	FGA	Pct.	FT	FTA	Pct.	OR	DR	TOT	Avg.	PF	DQ	A	TO	Blk	Stl	Pts.	Avg.
2019-20*	29	0	243	22	49	.449	8	21	.381	11	19	.579	18	21	39	1.3	22	0	5	4	3	8	63	2.2
2020-21*	29	0	227	15	31	.484	1	11	.091	6	13	.462	20	30	50	1.7	28	0	11	6	7	2	37	1.3
2021-22*	31	19	753	108	202	.535	2	18	.111	78	107	.729	82	103	185	6.0	55	1	27	39	13	19	296	9.5
2022-23*	32	30	756	97	200	.485	3	25	.120	47	72	.653	65	74	139	4.3	65	0	35	29	16	18	244	7.6
2023-24	9	0	53	4	5	.800	0	0	.000	1	3	.333	5	7	12	1.3	8	0	4	2	1	1	9	1.0
<b>TOTAL</b>	<b>130</b>	<b>49</b>	<b>2033</b>	<b>246</b>	<b>487</b>	<b>.505</b>	<b>14</b>	<b>75</b>	<b>.187</b>	<b>143</b>	<b>214</b>	<b>.668</b>	<b>190</b>	<b>235</b>	<b>425</b>	<b>3.3</b>	<b>178</b>	<b>1</b>	<b>82</b>	<b>80</b>	<b>40</b>	<b>48</b>	<b>649</b>	<b>5.0</b>

\* Games played at UNCG

# MISCELLANEOUS STATS

## THE LAST TIME...

### CLEMSON

A player had a triple-double	1/26/93 vs. Maryland (Sharone Wright, 12p/14r/10b)
A player had a 20-point, 20-rebound game	12/17/90 vs. SC State (Dale Davis, 22p/21r)
A player had 30+ points	12/30/22 vs. NC State (Hunter Tyson, 31)
A player had 40+ points	1/24/01 vs. Georgia Tech (Will Solomon, 41)
A player had 50+ points	2/17/1916 (J.W. Stripling, 50)
A player had 15+ field goals	1/14/87 vs. Furman (Horace Grant, 15)
A player had 15+ free throws	1/27/13 vs. Virginia Tech (Milton Jennings, 16)
A player had 20+ rebounds	3/4/99 vs. Florida State (Harold Jamison, 20)
A player had 15+ assists	2/13/02 vs. Wake Forest (Edward Scott, 16)
A player had 6+ steals	2/13/16 vs. Georgia Tech (Avery Holmes, 6)
A player had 8+ blocks	2/6/16 vs. Virginia Tech (Landry Nnoko, 8)
A player converted a four-point play	12/9/23 vs. TCU (Joseph Girard III, 14:37 2H)
A player was perfect from the field (min. 10 FGA)	Never Accomplished
A player was perfect from the foul line (min. 10 FTA)	2/25/23 at NC State (Brevin Galloway, 10-10)
A team scored 100+ points	11/29/22 vs. Penn State (101)
A team scored less than 40	1/23/18 at Virginia (36)
A team had 25+ assists	11/24/23 vs. Alcorn State (26)
A team had 50+ rebounds	12/18/21 vs. South Carolina (51)
A team shot .650+ from the field	2/22/20 at Boston College (.689)
A team did not miss a free throw (min. 10 FTA)	1/31/23 at Boston College (16-16)
A team did not make a three-pointer	1/26/19 at NC State (0-7)
A team had two players score 30+ points	2/13/02 vs. Wake Forest (Stockman, 30; Scott, 30)
A team had two players score 20+ points	12/3/23 at Pittsburgh (Girard III, 25; Hall, 22)
A team had three players score 20+ points	3/4/06 vs. Georgia Tech (Hamilton, 24; Akingbala 22; Robinson, 22)
A team had three double-doubles	1/11/14 vs. Duke (McDaniels, Blossomgame, Nnoko)
A team had six players score 10+ points	12/14/21 vs. Miami (Oh.) (W, 89-76)
Played an overtime game	11/29/22 vs. Penn State (101-94)
Played a double-overtime game	11/29/22 vs. Penn State (101-94); 3/2/14 vs. Maryland (77-73)
Clemson was ranked (AP Poll)	December 4, 2023 (24)
Clemson played a ranked opponent (AP Poll)	at No. 23 Alabama (85-77) on November 28, 2023
Clemson defeated a ranked opponent (AP Poll)	at No. 23 Alabama (85-77) on November 28, 2023
Clemson lost to a ranked opponent (AP Poll)	vs. No. 13 Virginia (56-76) on March 10, 2023
Clemson faced No. 1 (AP Poll)	vs. Duke (68-87) on January 5, 2019
Clemson defeated No. 1 (AP Poll)	vs. North Carolina (75-65) on February 18, 2001

### OPPONENT

Never Accomplished	
1/11/06 vs. Wake Forest (Eric Williams, 22p/20r)	
11/21/18 vs. Creighton (Ty-Shon Alexander, 36)	
3/12/11 vs. North Carolina (Harrison Barnes, 40)	
2/24/55 at Furman (Darrell Floyd, 56)	
2/24/82 at Duke (Vince Taylor, 16)	
3/9/16 vs. Georgia Tech (Marcus Georges-Hunt, 15)	
3/6/19 at Notre Dame (John Mooney, 20)	
1/10/87 vs. Wake Forest (Tyronne "Mugsey" Bogues, 17)	
2/3/07 at Georgia Tech (Javaris Crittenton, 7)	
3/11/94 vs. Duke (Cherokee Parks, 10)	
11/19/23 vs. Boise State (Chibuzo Agbo, 8:32 1H)	
3/8/92 at Georgia Tech (Matt Geiger, 10-10)	
11/21/18 vs. Creighton (Ty-Son Alexander, 11-11)	
2/5/17 vs. Florida State (109)	
12/2/20 vs. SC State (38)	
2/1/68 vs. Georgia Tech (35)	
11/11/22 at South Carolina (50)	
2/5/17 at Florida State (.661)	
11/26/21 vs. Charleston Southern (15-15)	
2/1/06 at Florida State (0-9)	
1/9/80 vs. Duke (Banks, 31; Gminski, 30)	
11/29/22 at Georgia Tech (Wynter 26, Pickett 23, Lundy 23)	
11/29/22 at Georgia Tech (Wynter 26, Pickett 23, Lundy 23)	
2/28/90 vs. Duke (Henderson, Hurley, Laettner)	
12/2/01 vs. Duke (L, 80-96)	

## MISCELLANEOUS STATS

**Dunks (18):** RJ Godfrey (4), PJ Hall (6), Chase Hunter (1), Ian Schieffelin (6), Chauncey Wiggins (1)  
**Charges Taken (8):** Joseph Girard III (1), PJ Hall (4), Chase Hunter (1), Ian Schieffelin (2)  
**20-Point Games (8):** Joseph Girard III (3), PJ Hall (5)  
**30-Point Games (0):**  
**Double-Doubles (2):** PJ Hall (2), Ian Schieffelin (1)  
**Double Figure Scoring (30):** Joseph Girard III (7), RJ Godfrey (3), PJ Hall (9), Chase Hunter (6), Ian Schieffelin (3), Chauncey Wiggins (2)  
**Double Figure Rebounding (6):** RJ Godfrey (1), PJ Hall (2), Ian Schieffelin (3)  
**Led Clemson in Scoring:** Joseph Girard III (3), PJ Hall (4), Chauncey Wiggins (1)  
**Led Clemson in Rebounding:** RJ Godfrey (1), PJ Hall (2), Ian Schieffelin (5)  
**Led Clemson in Assists:** Joseph Girard III (3), Chase Hunter (4), Ian Schieffelin (1)  
**Consecutive Field Goals Made:** PJ Hall (5) vs. Davidson (11/12/23)  
**Consecutive Points Scored:** 12 by Joseph Girard III at Pittsburgh (12/3/23)  
**Consecutive Free Throws Made:** 20 by Joseph Girard III (11/24 to 12/9)  
**Consecutive Three-Pointers Made:** 4 by Joseph Girard III vs. Davidson (11/12/23)  
**Largest Lead:** 24 vs. Winthrop (11/6/23)  
**Largest Deficit:** 18 vs. Davidson (11/12/23)  
**Largest Halftime Deficit:** 7 vs. South Carolina (12/6/23)  
**Largest Deficit Overcome for Victory:** 18 vs. Davidson (8:45 1H, 11/12/23)  
**Most Consecutive Clemson Points:** 14 vs. UAB (11/10/23)  
**Most Consecutive Opponent Points:** 18 vs. Davidson (11/12/23)

## CLEMSON'S RECORD...

Overall	9-0
At home	4-0
On the road	2-0
At neutral sites	3-0
In overtime	0-0
Vs. ranked opponents	1-0
In games decided by 3 points or less	2-0
In games decided by 5 points or less	1-0
In games decided by 7 or more points	5-0
When leading at halftime	6-0
When trailing at halftime	3-0
When tied at halftime	0-0
When leading with 5:00 left	9-0
When trailing with 5:00 left	0-0
When leading with 1:00 left	8-0
When trailing with 1:00 left	1-0
When shooting 50% or better	2-0
When opponent shoots less than 50%	8-0
When scoring 70 or more points	8-0
When winning the rebound margin	6-0
When winning the turnover margin	3-0
When winning points in the paint	8-0
When winning bench points	6-0
In November	6-0
In December	3-0
In January	0-0
In February	0-0
In March	0-0

## 2023-24 STARTING LINEUPS (2)

Lineup #	Game #	G	G	G/F	F	C	G	W-L	PCT.
1	1-3, 7-8	C. Hunter	Girard III	Wiggins	Schieffelin	Hall	6	6-0	1.000
2	4-6	C. Hunter	Girard III	Clark	Schieffelin	Hall	3	3-0	1.000



# SUPERLATIVE STATS

## INDIVIDUAL GAME HIGHS/INDIVIDUAL HIGHS UNDER BROWNELL

*italic indicates all-time under Coach Brownell*

CLEMSON		OPPONENT	
	HIGHS		HIGHS
Points	29, PJ Hall, 11/24 vs. Alcorn State 33, Jaron Blossomgame, 2/20/16 at NC State	Points	27, Blake Hinson, 12/3 at Pittsburgh 40, Harrison Barnes, 3/12/11 vs. North Carolina
FG	11, PJ Hall, 11/10 vs. UAB; 11/24 vs. Alcorn State 13, Jaron Blossomgame, last on 2/8/16 vs. Notre Dame	FG	9, Blake Hinson, 12/3 at Pittsburgh 12, last by Landers Nolley II, 11/5/19 vs. Virginia Tech
FGA	18, PJ Hall, 11/10 vs. UAB; 11/24 vs. Alcorn State 24, KJ McDaniels, 2/11/14 at Notre Dame	FGA	17, Eric Gaines, 11/10 vs. UAB 23, Landers Nolley II, 11/5/19 vs. Virginia Tech
FG Perfection	1, many (3), last by Bas Leyte, 11/28 at Alabama 7, last by Ian Schieffelin, 3/4/23 vs. Notre Dame	FG Perfection	1, by many (3), last by Josh Gray, 12/6 vs. South Carolina 8, Mark Williams, 2/10/22 vs. Duke
3FG	4, Joseph Girard III, 11/28 at Alabama 8, Marquise Reed, 2/21/18 at Virginia Tech*	3FG	6, Blake Hinson, 12/3 at Pittsburgh; Meechie Johnson, 12/6 vs. South Carolina 8, Lamar Peters, 12/8/18 vs. Mississippi State
3FGA	9, Joseph Girard III, 11/24 vs. Alcorn State 20, Marquise Reed, 2/21/18 at Virginia Tech	3FGA	10, Blake Hinson, 12/3 at Pittsburgh; Meechie Johnson, 12/6 vs. South Carolina 12, last by Antoine Davis, 11/17/19 vs. Detroit Mercy
3FG Perfection	1, by many (9), last by Josh Beadle, 12/9 vs. TCU 5, Gabe DeVoe, 11/24/17 vs. Texas Southern	3FG Perfection	2, Kasen Harrison, 11/6 vs. Winthrop; 2, Grant Huffman, 11/12 vs. Davidson 5, last by Chris Childs, 11/15/21 vs. Bryant
FT	8, Joseph Girard III, 12/9 vs. TCU 16, Milton Jennings, 1/27/13 vs. Virginia Tech	FT	6, Jameer Nelson Jr., 12/9 vs. TCU 15, Marcus Georges-Hunt, 3/9/16 at Georgia Tech
FTA	9, Joseph Girard III, 12/9 vs. TCU 18, Milton Jennings, 1/27/13 vs. Virginia Tech	FTA	7, Mark Sears, 11/28 at Alabama; Jameer Nelson Jr., 12/9 vs. TCU 16, Marcus Georges-Hunt, 3/9/16 at Georgia Tech
FT Perfection	5, Joseph Girard III, 12/3 at Pittsburgh 10, Brevin Galloway, 2/25/23 at NC State	FT Perfection	4, last by Micah Peavy, 12/9 vs. TCU 8, last by Theo Pinson, 1/16/18 at North Carolina
Rebounds	17, Ian Schieffelin, 12/3 at Pittsburgh 17, Ian Schieffelin, 12/3/23 at Pittsburgh	Rebounds	10, Ernest Udeh Jr., 12/9 vs. TCU 20, John Mooney, 3/9/19 at Notre Dame
Offensive Reb.	7, Ian Schieffelin, 12/9 vs. TCU 9, Ian Schieffelin, 11/7 vs. The Citadel	Offensive Reb.	6, Ernest Udeh Jr., 12/9 vs. TCU 8, Jordan Murphy, 11/30/15 at Minnesota
Assists	7, Chase Hunter, 11/24 vs. Alcorn State 11, last by Chase Hunter, 2/22/23 vs. Syracuse	Assists	6, Carlton Carrington, 12/3 at Pittsburgh 13, Kendall Marshall, 2/18/12 at North Carolina
Blocks	4, by many (3), last by PJ Hall, 12/6 vs. South Carolina 8, last by Landry Nnoko, 2/6/16 at Virginia Tech	Blocks	2, many (3), last by Zack Austin, 12/3 at Pittsburgh 7, James Banks III, 2/6/19 at Georgia Tech
Steals	3, PJ Hall, 12/3 at Pittsburgh 6, Avry Holmes, 2/13/16 vs. Georgia Tech	Steals	4, Eric Gaines, 11/10 vs. UAB 6, Makai Ashton-Langford, 1/31/23 at Boston College
Minutes	37, Joseph Girard III, 12/6 vs. South Carolina ^^48, KJ McDaniels, 3/2/14 vs. Maryland	Minutes	38, Grant Huffman, 11/12 vs. Davidson ^^50, Eric Atkins, 2/11/14 at Notre Dame

^ - denotes one overtime period, \* - denotes school record

## 2023-24 TEAM HIGHS & LOWS

CLEMSON		OPPONENT	
	HIGHS		HIGHS
Points	90, 11/24 vs. Alcorn State	Points	77, 11/28 at Alabama
1st Half Points	48, 11/24 vs. Alcorn State	1st Half Points	42, 11/10 vs. UAB
2nd Half Points	52, 11/28 at Alabama	2nd Half Points	45, 11/28 at Alabama
1st Half FG%	53.3, 11/19 vs. Boise State	1st Half FG%	57.7, 11/24 vs. Alcorn State
2nd Half FG%	60.0, 11/28 at Alabama	2nd Half FG%	50.0, 12/3 at Pittsburgh
Scoring Margin	+22, 11/6 vs. Winthrop	Scoring Margin	+1, 11/10 vs. UAB
FG	34, 11/24 vs. Alcorn State	FG	28, 11/10 vs. UAB
FGA	70, 11/24 vs. Alcorn State	FGA	67, 11/28 at Alabama
FG%	53.3, 11/28 at Alabama	FG%	50.0, 11/24 vs. Alcorn State
3FG	13, 11/6 vs. Winthrop	3FG	11, 11/28 at Alabama
3FGA	32, 11/6 vs. Winthrop	3FGA	35, 11/28 at Alabama
3FG% (Min. 10)	53.3, 11/19 vs. Boise State	3FG% (Min. 10)	40.9, 11/10 vs. UAB
FT	19, 12/9 vs. TCU	FT	25, 12/9 vs. TCU
FTA	27, 11/10 vs. UAB	FTA	33, 12/9 vs. TCU
FT% (Min. 10)	93.8, 11/19 vs. Boise State	FT% (Min. 10)	83.3, 11/6 vs. Winthrop
Rebounds	43, 12/9 vs. TCU	Rebounds	41, 11/28 at Alabama
Offensive Reb.	13, vs. many (3), last 12/9 vs. TCU	Offensive Reb.	16, 11/28 at Alabama
Rebound Margin	+15, 11/19 vs. Boise State	Rebound Margin	14, 11/10 vs. UAB
Assists	26, 11/24 vs. Alcorn State	Assists	14, 11/6 vs. Winthrop
Turnovers	13, 12/9 vs. TCU	Turnovers	14, 11/6 vs. Winthrop
Blocks	7, 3x, last 12/6 vs. South Carolina	Blocks	4, 12/3 at Pittsburgh
Steals	7, 11/6 vs. Winthrop	Steals	10, 12/9 vs. TCU
Fouls	24, 12/9 vs. TCU	Fouls	23, 11/10 vs. UAB

## TEAM HIGHS & LOWS UNDER BROWNELL

CLEMSON		OPPONENT	
	HIGHS		HIGHS
Points	101, 11/29 vs. Penn State	Points	109, 2/5/17 at Florida State
1st Half Points	54, last on 2/25 at NC State	1st Half Points	51, 2/5/17 at Florida State
2nd Half Points	56, last on 1/16/18 at North Carolina	2nd Half Points	58, 2/5/17 at Florida State
1st Half FG%	69.6, 2/22/20 at Boston College	1st Half FG%	64.0, 3/4/12 at Florida State
2nd Half FG%	85.0, 1/12/11 vs. Georgia Tech	2nd Half FG%	72.0, 1/8/13 at Duke
Scoring Margin	+45, 11/14/14 vs. Florida A&M	Scoring Margin	+11, 12/20/19 vs. Jacksonville
FG	35, last on 2/15 vs. Florida State	FG	79, 3/2/14 vs. Maryland
FGA	73, 3/4/12 at Florida State	FGA	79, 3/2/14 vs. Maryland
FG%	69.2, 1/12/11 vs. Georgia Tech	FG%	66.1, 2/5/17 at Florida State
3FG	15, 1/30/18 vs. North Carolina	3FG	19, 12/8/18 vs. Mississippi State
3FGA	36, last on 2/21/18 at Virginia Tech	3FGA	40, 11/17/16 vs. Davidson
3FG% (Min. 10)	78.6, 1/12/11 vs. Georgia Tech	3FG% (Min. 10)	72.7, 2/7/12 vs. Maryland
FT	32, 1/10/16 vs. Louisville	FT	25, last on 2/15/22 at Florida State
FTA	46, 11/12/10 vs. Western Carolina	FTA	35, 1/22/11 at Maryland
FT% (Min. 10)	100.0, 1/31/23 at Boston College (16-16)	FT% (Min. 10)	96.0, 11/26/19 vs. Colorado
Rebounds	51, last on 12/18/21 vs. South Carolina	Rebounds	63, 3/2/14 vs. Maryland
Offensive Reb.	23, last on 12/13/16 vs. SC State	Offensive Reb.	24, 1/10/16 vs. Louisville
Rebound Margin	+23, 11/12/17 vs. North Carolina A&T	Rebound Margin	26, 2/5/17 at Florida State
Assists	28, 2/22/23 vs. Syracuse	Assists	25, 1/13/13 vs. The Citadel
Turnovers	22, 2/5/17 at Florida State	Turnovers	25, 1/13/13 vs. The Citadel
Blocks	12, last on 11/17/13 vs. South Carolina	Blocks	11, 12/22/21 at Virginia
Steals	16, 1/1/13 vs. The Citadel	Steals	17, 12/12/20 vs. Alabama
Fouls	26, 1/17/23 at Wake Forest	Fouls	32, 11/12/10 vs. Western Carolina



# GAME-BY-GAME RESULTS

Opponent	Score	By Periods	FGM-A-Pct.	3FGM-A-Pct	FTM-A-Pct.	Reb (O-D)	PF-DQ	A	TO	BS	S	1H-FG%	2H-FG%	Bench
H-Winthrop	56	24-32	18-52-.346	5-18-.278	15-18-.833	30 (6-24)	13-0	6	14	0	6	.350	.344	17
<b>Clemson</b>	<b>78</b>	<b>33-45</b>	<b>27-62-.435</b>	<b>13-32-.406</b>	<b>11-12-.917</b>	<b>39 (10-29)</b>	<b>17-0</b>	<b>21</b>	<b>10</b>	<b>6</b>	<b>7</b>	<b>.367</b>	<b>.500</b>	<b>27</b>
N-UAB	76	42-34	28-60-.467	9-22-.409	11-16-.688	39 (12-27)	23-2	14	14	2	5	.500	.429	34
<b>Clemson</b>	<b>77</b>	<b>39-38</b>	<b>27-55-.491</b>	<b>6-19-.316</b>	<b>17-27-.630</b>	<b>26 (5-21)</b>	<b>16-0</b>	<b>16</b>	<b>10</b>	<b>7</b>	<b>4</b>	<b>.483</b>	<b>.500</b>	<b>16</b>
N-Davidson	65	28-37	22-56-.393	9-25-.360	12-17-.706	35 (9-26)	15-0	12	9	2	5	.345	.444	24
<b>Clemson</b>	<b>68</b>	<b>23-45</b>	<b>26-57-.456</b>	<b>12-31-.387</b>	<b>4-8-.500</b>	<b>31 (7-24)</b>	<b>16-0</b>	<b>17</b>	<b>10</b>	<b>6</b>	<b>3</b>	<b>.321</b>	<b>.586</b>	<b>27</b>
H-Boise State	68	38-30	22-56-.393	7-23-.304	17-22-.773	25 (7-18)	18-0	9	11	1	9	.423	.367	17
<b>Clemson</b>	<b>85</b>	<b>41-44</b>	<b>31-61-.508</b>	<b>8-15-.533</b>	<b>15-16-.938</b>	<b>40 (13-27)</b>	<b>18-0</b>	<b>15</b>	<b>12</b>	<b>6</b>	<b>3</b>	<b>.533</b>	<b>.484</b>	<b>27</b>
H-Alcorn State	69	37-32	26-52-.500	5-14-.357	12-21-.571	28 (2-26)	17-0	8	9	3	4	.577	.423	5
<b>Clemson</b>	<b>90</b>	<b>48-42</b>	<b>34-70-.486</b>	<b>11-29-.379</b>	<b>11-18-.611</b>	<b>42 (13-29)</b>	<b>15-1</b>	<b>26</b>	<b>7</b>	<b>2</b>	<b>5</b>	<b>.514</b>	<b>.457</b>	<b>17</b>
A-Alabama	77	32-45	23-67-.343	11-35-.314	20-26-.769	41 (16-25)	15-0	12	7	3	7	.278	.419	12
<b>Clemson</b>	<b>85</b>	<b>33-52</b>	<b>32-60-.533</b>	<b>11-21-.524</b>	<b>10-15-.667</b>	<b>41 (8-33)</b>	<b>22-0</b>	<b>12</b>	<b>11</b>	<b>7</b>	<b>4</b>	<b>.467</b>	<b>.600</b>	<b>24</b>
A-Pittsburgh	70	26-44	25-58-.431	8-23-.348	12-22-.545	33 (10-23)	16-0	13	7	4	6	.375	.500	0
<b>Clemson</b>	<b>79</b>	<b>37-42</b>	<b>28-60-.467</b>	<b>11-30-.367</b>	<b>12-15-.800</b>	<b>40 (11-29)</b>	<b>19-0</b>	<b>15</b>	<b>9</b>	<b>1</b>	<b>5</b>	<b>.417</b>	<b>.542</b>	<b>8</b>
H-South Carolina	67	30-37	22-61-.361	10-30-.300	13-19-.684	38 (10-28)	15-0	13	8	3	5	.387	.333	12
<b>Clemson</b>	<b>72</b>	<b>23-49</b>	<b>25-56-.446</b>	<b>8-18-.444</b>	<b>14-20-.700</b>	<b>42 (9-33)</b>	<b>16-0</b>	<b>13</b>	<b>10</b>	<b>7</b>	<b>5</b>	<b>.310</b>	<b>.593</b>	<b>9</b>
N-TCU	66	35-31	19-59-.322	3-16-.188	25-33-.758	38 (15-23)	20-1	10	9	2	10	.324	.320	18
<b>Clemson</b>	<b>74</b>	<b>36-38</b>	<b>24-58-.414</b>	<b>7-27-.259</b>	<b>19-24-.792</b>	<b>43 (13-30)</b>	<b>24-1</b>	<b>18</b>	<b>13</b>	<b>5</b>	<b>5</b>	<b>.483</b>	<b>.345</b>	<b>15</b>

# SEASON STATISTICS



## 2023-24 Clemson Men's Basketball Combined Team Statistics All games

Page 1/1  
as of Dec 10, 2023

### Game Records

Record	Overall	Home	Away	Neutral
ALL GAMES	9-0	4-0	2-0	3-0
CONFERENCE	1-0	0-0	1-0	0-0
NON-CONFERENCE	8-0	4-0	1-0	3-0

### Score by Periods

Team	1st	2nd	OT	TOT
Clemson	313	395	0	708
Opponents	292	322	0	614

### Team Box Score

No.	Player				Total		3-Point		F-Throw		Rebounds											
		GP-GS	MIN	AVG	FG-FGA	FG%	3FG-3FGA	3FG%	FT-FTA	FT%	OFF	DEF	TOT	AVG	PF	DQ	A	TO	BLK	STL	PTS	AVG
24	HALL, PJ	9-9	255:18	28.4	66-120	.550	17-42	.405	32-42	.762	19	49	68	7.6	29	1	23	13	21	9	181	20.1
11	GIRARD III, Joseph	9-9	286:13	31.8	41-94	.436	28-63	.444	26-29	.897	2	26	28	3.1	15	0	31	11	1	7	136	15.1
1	HUNTER, Chase	9-9	275:50	30.6	34-88	.386	12-37	.324	14-17	.824	3	19	22	2.4	20	0	32	17	2	3	94	10.4
4	SCHIEFFELIN, Ian	9-9	225:45	25.1	30-54	.556	5-8	.625	15-20	.750	30	56	86	9.6	23	0	14	10	6	5	80	8.9
10	GODFREY, RJ	9-0	161:25	17.9	28-50	.560	1-2	.500	7-16	.438	11	33	44	4.9	25	1	8	10	10	6	64	7.1
21	WIGGINS, Chauncey	9-6	157:28	17.5	19-44	.432	8-23	.348	7-10	.700	2	15	17	1.9	10	0	8	9	2	0	53	5.9
12	HEMENWAY, Alex	5-0	78:03	15.6	8-21	.381	8-19	.421	2-4	.500	0	3	3	0.6	5	0	7	4	1	2	26	5.2
0	BEADLE, Josh	8-0	68:28	8.6	10-19	.526	1-3	.333	3-6	.500	0	6	6	0.8	7	0	3	6	0	1	24	3.0
5	CLARK, Jack	6-3	81:01	13.5	6-18	.333	3-11	.273	2-3	.667	4	11	15	2.5	7	0	3	1	3	2	17	2.8
2	HUNTER, Dillon	9-0	154:14	17.1	8-25	.320	4-13	.308	4-5	.800	3	19	22	2.4	14	0	20	5	0	5	24	2.7
33	LEYTE, Bas	9-0	52:55	5.9	4-5	.800	0-0	.000	1-3	.333	5	7	12	1.3	8	0	4	2	1	1	9	1.0
13	LATIFF, Andrew	1-0	01:07	1.1	0-1	.000	0-1	.000	0-0	.000	0	0	0	0.0	0	0	0	0	0	0	0	0.0
32	NAUSEEF, Daniel	1-0	01:07	1.1	0-0	.000	0-0	.000	0-0	.000	0	1	1	1.0	0	0	0	0	0	0	0	0.0
20	KELLY, Matt	1-0	01:07	1.1	0-0	.000	0-0	.000	0-0	.000	0	0	0	0.0	0	0	0	0	0	0	0	0.0
Team											10	10	20					4				
<b>Total</b>		<b>9</b>	<b>1800</b>		<b>254-539</b>	<b>.471</b>	<b>87-222</b>	<b>.392</b>	<b>113-155</b>	<b>.729</b>	<b>89</b>	<b>255</b>	<b>344</b>	<b>38.2</b>	<b>163</b>	<b>2</b>	<b>153</b>	<b>92</b>	<b>47</b>	<b>41</b>	<b>708</b>	<b>78.7</b>
<b>Opponents</b>		<b>9</b>	<b>1800</b>		<b>205-521</b>	<b>.393</b>	<b>67-206</b>	<b>.325</b>	<b>137-194</b>	<b>.706</b>	<b>87</b>	<b>220</b>	<b>307</b>	<b>34.1</b>	<b>151</b>	<b>3</b>	<b>97</b>	<b>88</b>	<b>20</b>	<b>56</b>	<b>614</b>	<b>68.2</b>

### Team Statistics

	CU	OPP
<b>Scoring</b>	<b>708</b>	<b>614</b>
Points per game	78.7	68.2
Scoring margin	+10.4	-
<b>Field goals-att</b>	<b>254-539</b>	<b>205-521</b>
Field goal pct	.471	.393
<b>3 point fg-att</b>	<b>87-222</b>	<b>67-206</b>
3-point FG pct	.392	.325
3-pt FG made per game	9.7	7.4
<b>Free throws-att</b>	<b>113-155</b>	<b>137-194</b>
Free throw pct	.729	.706
F-Throws made per game	12.6	15.2
<b>Rebounds</b>	<b>344</b>	<b>307</b>
Rebounds per game	38.2	34.1
Rebounding margin	+4.1	-
<b>Assists</b>	<b>153</b>	<b>97</b>
Assists per game	17.0	10.8
<b>Turnovers</b>	<b>92</b>	<b>88</b>
Turnovers per game	10.2	9.8
Turnover margin	-0.4	-
Assist/turnover ratio	1.7	1.1
<b>Steals</b>	<b>41</b>	<b>56</b>
Steals per game	4.6	6.2
<b>Blocks</b>	<b>47</b>	<b>20</b>
Blocks per game	5.2	2.2
<b>Winning streak</b>	<b>9</b>	<b>-</b>
Home win streak	4	-
<b>Attendance</b>	<b>26900</b>	<b>18438</b>
Home games-Avg/Game	4-6725	2-9219
Neutral site-Avg/Game	-	3-3910

### Team Results

Date	Opponent	Score	Att.
11/06/2023	Winthrop	W 78-56	6361
11/10/2023	vs UAB	W 77-76	3319
11/12/2023	vs Davidson	W 68-65	3129
11/19/2023	Boise St.	W 85-68	5748
11/24/2023	Alcorn	W 90-69	5791
11/28/2023	at Alabama	W 85-77	10725
12/03/2023	at Pittsburgh	W 79-70	7713
12/06/2023	South Carolina	W 72-67	9000
12/09/2023	vs TCU	W 74-66	5281





# ACC STATISTICS



## 2023-24 Clemson Men's Basketball Combined Team Statistics In Conference games

Page 1/1  
as of Dec 10, 2023

### Game Records

Record	Overall	Home	Away	Neutral
ALL GAMES	1-0	0-0	1-0	0-0
CONFERENCE	1-0	0-0	1-0	0-0
NON-CONFERENCE	0-0	0-0	0-0	0-0

### Score by Periods

Team	1st	2nd	OT	TOT
Clemson	37	42	0	79
Opponents	26	44	0	70

### Team Box Score

No.	Player				Total		3-Point		F-Throw		Rebounds											
		GP-GS	MIN	AVG	FG-FGA	FG%	3FG-3FGA	3FG%	FT-FTA	FT%	OFF	DEF	TOT	AVG	PF	DQ	A	TO	BLK	STL	PTS	AVG
11	GIRARD III, Joseph	1-1	34:20	34.3	7-10	.700	6-9	.667	5-5	1.000	0	1	1	1.0	3	0	2	1	0	1	25	25.0
24	HALL, PJ	1-1	33:45	33.8	9-14	.643	3-6	.500	1-3	.333	1	10	11	11.0	4	0	3	3	1	3	22	22.0
21	WIGGINS, Chauncey	1-1	30:32	30.5	4-11	.364	2-8	.250	2-2	1.000	0	3	3	3.0	2	0	1	1	0	0	12	12.0
4	SCHIEFFELIN, Ian	1-1	26:23	26.4	3-7	.429	0-0	.000	2-2	1.000	7	10	17	17.0	3	0	0	1	0	1	8	8.0
1	HUNTER, Chase	1-1	28:09	28.1	1-9	.111	0-5	.000	2-2	1.000	0	1	1	1.0	4	0	5	2	0	0	4	4.0
10	GODFREY, RJ	1-0	13:37	13.6	2-3	.667	0-0	.000	0-1	.000	0	2	2	2.0	0	0	0	0	0	0	4	4.0
0	BEADLE, Josh	1-0	09:55	9.9	1-3	.333	0-1	.000	0-0	.000	0	0	0	0.0	0	0	1	1	0	0	2	2.0
33	LEYTE, Bas	1-0	06:15	6.3	1-1	1.000	0-0	.000	0-0	.000	1	0	1	1.0	1	0	1	0	0	0	2	2.0
2	HUNTER, Dillon	1-0	17:04	17.1	0-2	.000	0-1	.000	0-0	.000	1	2	3	3.0	2	0	2	0	0	0	0	0.0
Team											1		1									
<b>Total</b>		<b>1</b>	<b>200</b>		<b>28-60</b>	<b>.467</b>	<b>11-30</b>	<b>.367</b>	<b>12-15</b>	<b>.800</b>	<b>11</b>	<b>29</b>	<b>40</b>	<b>40.0</b>	<b>19</b>	<b>0</b>	<b>15</b>	<b>9</b>	<b>1</b>	<b>5</b>	<b>79</b>	<b>79.0</b>
<b>Opponents</b>		<b>1</b>	<b>200</b>		<b>25-58</b>	<b>.431</b>	<b>8-23</b>	<b>.348</b>	<b>12-22</b>	<b>.545</b>	<b>10</b>	<b>23</b>	<b>33</b>	<b>33.0</b>	<b>16</b>	<b>0</b>	<b>13</b>	<b>7</b>	<b>4</b>	<b>6</b>	<b>70</b>	<b>70.0</b>

### Team Statistics

	CU	OPP
<b>Scoring</b>	<b>79</b>	<b>70</b>
Points per game	79.0	70.0
Scoring margin	+9.0	-
<b>Field goals-att</b>	<b>28-60</b>	<b>25-58</b>
Field goal pct	.467	.431
<b>3 point fg-att</b>	<b>11-30</b>	<b>8-23</b>
3-point FG pct	.367	.348
3-pt FG made per game	11.0	8.0
<b>Free throws-att</b>	<b>12-15</b>	<b>12-22</b>
Free throw pct	.800	.545
F-Throws made per game	12.0	12.0
<b>Rebounds</b>	<b>40</b>	<b>33</b>
Rebounds per game	40.0	33.0
Rebounding margin	+7.0	-
<b>Assists</b>	<b>15</b>	<b>13</b>
Assists per game	15.0	13.0
<b>Turnovers</b>	<b>9</b>	<b>7</b>
Turnovers per game	9.0	7.0
Turnover margin	-2.0	-
Assist/turnover ratio	1.7	1.9
<b>Steals</b>	<b>5</b>	<b>6</b>
Steals per game	5.0	6.0
<b>Blocks</b>	<b>1</b>	<b>4</b>
Blocks per game	1.0	4.0
<b>Winning streak</b>	<b>1</b>	<b>-</b>
Home win streak	0	-
<b>Attendance</b>	<b>0</b>	<b>7713</b>
Home games-Avg/Game	0-0	1-7713
Neutral site-Avg/Game	-	0-0

### Team Results

Date	Opponent		Score	Att.
12/03/2023	at Pittsburgh	W	79-70	7713

