



GAME NOTES

Clemson Tigers (6-0, 0-0 ACC) vs. Pittsburgh Panthers (5-2, 0-0 ACC)

Game #7 • Road Game #2 • ACC Game #1

TV: ACCN

Radio: WCCP 105.5 FM

Sunday, December 3 • Petersen Events Center (Pittsburgh, Pa.) • 2 p.m.



30 POSTSEASON APPEARANCES | 13 NCAA TOURNAMENTS | 4 SWEET SIXTEENS | 1 ELITE EIGHT | 1990 ACC REGULAR SEASON CHAMPIONS

CLEMSON RECORDS

Overall:	6-0	W6
vs. ACC opponents:	0-0	---
Non-Conference regular-season:	6-0	W7
Home:	3-0	W3
Away:	1-0	W1
Neutral:	2-0	W2

BROADCAST INFORMATION

TV: ACCN (James Westling; PxP, Randolph Childress; Analyst)

Watch Link: <https://bit.ly/3sV063A>

Radio: Clemson Athletic Network (Don Munson/Tim Bourret/Ben Milstead)

Clemson Radio Affiliates: WCCP 105.5 The ROAR (Flagship)

SiriusXM: Ch. 390, and on the SiriusXM App

Live Stats: <https://statb.us/w/clem/486789>

SERIES HISTORY

Overall: Clemson leads 10-3

In Clemson: Clemson leads 5-1

In Pittsburgh: Clemson leads 5-1

At neutral sites: Pittsburgh leads 1-0

Current streak: Clemson, 10

Coach Brownell vs. Pittsburgh: 10-2

SCHEDULE & RESULTS

Date	AP Rank CU	Opp	Opponent	TV	Eastern Time
N 1	-	-	Newberry ¹ DIII	N/A	W, 90-39
November (6-0)					
N 6	-	-	Winthrop	ACCNX	W, 78-56
N 10	-	-	vs. UAB ¹	ESPN+	W, 77-76
N 12	-	-	vs. Davidson ¹	ESPN2	W, 68-65
N 19	-	-	Boise State	ACCNX	W, 85-68
N 24	-	-	Alcorn State	ACCN	W, 90-69
N 28	-	23	at Alabama ²	ESPN	W, 85-77
December (0-0)					
D 3	-	-	at Pittsburgh*	ACCN	2 p.m.
D 6	-	-	South Carolina	ACCN	8 p.m.
D 9	-	-	vs. TCU ³	FS1	4 p.m.
D 16	-	-	at Memphis	ESPN+	3 p.m.
D 22	-	-	Queens	ACCN	6 p.m.
D 29	-	-	Radford	ACCNX	7 p.m.
January (0-0)					
J 3	-	-	at Miami (Fla.)*	ESPN	8 p.m.
J 6	-	-	North Carolina*	ESPN2	12 p.m.
J 10	-	-	at Virginia Tech*	ESPN2/U	7 p.m.
J 13	-	-	Boston College*	ACCN	3 p.m.
J 16	-	-	Georgia Tech*	ACCN	9 p.m.
J 20	-	-	at Florida State*	ACCN	4 p.m.
J 27	-	-	at Duke*	ESPN	4 p.m.
J 30	-	-	Louisville*	ACCN	9 p.m.
February (0-0)					
F 3	-	-	Virginia*	ESPN2	2 p.m.
F 6	-	-	at North Carolina*	ESPN2/U	7 p.m.
F 10	-	-	at Syracuse*	ESPN2	12 p.m.
F 14	-	-	Miami (Fla.)*	ESPN2/U	7 p.m.
F 17	-	-	NC State*	CW	7:45 p.m.
F 21	-	-	at Georgia Tech*	ACCN	7 p.m.
F 24	-	-	Florida State*	CW	7:45 p.m.
F 27	-	-	Pittsburgh	ACCN	7 p.m.
March (0-0)					
M 2	-	-	at Notre Dame*	CW	7:45 p.m.
M 5	-	-	Syracuse*	ESPN2/U	7 p.m.
M 9	-	-	at Wake Forest*	ACCN	6 p.m.
M 16-19	-	-	New York Life ACC Tournament ⁴		

* - ACC contest; Note: Home games in bold; ¹ Asheville Championship (Harrah's Cherokee Center; Asheville, N.C.); ² ACC/SEC Challenge (Coleman Coliseum; Tuscaloosa, Ala.); ³ 2023 Hall of Fame Series (Coca-Cola Coliseum; Toronto, Ontario, Canada); ⁴ ACC Tournament (Capital One Arena; Washington, D.C.)

PRONUNCIATIONS

Jake Heidbreder (HIDE-breeder); Ian Schieffelin (CHEF-lynn); Asa Thomas (ACE-uh); Bas Leyte (Boz LIGHT-uh); Daniel Nauseef (NAW-seef); Andrew Latiff (LUH-tiff); Brad Brownell (BROWN-nehl)

TABLE OF CONTENTS

Broadcast Sheet	2
Roster	3
Head Coach Brad Brownell	4
Team Notes	5-9
Player Stats/Notes	10-17
Miscellaneous Stats	18
Superlatives	19
Stats	20-21

ATHLETIC COMMUNICATIONS

Address: 100 Perimeter Rd., Clemson, SC 29634
Basketball SID: Ben Winterrowd
Email: winterr@clemson.edu
Cell: 630-862-8828
Website: ClemsonTigers.com
Twitter/Instagram: @ClemsonMBB

CLEMSON BASKETBALL HEADLINES

CLEMSON vs. PITTSBURGH

- This marks the 14th all-time meeting between Clemson and Pittsburgh. The Tigers lead the series 10-3 and are 10-2 against the Panthers under Head Coach Brad Brownell.
- Clemson is 5-1 on the road in the series against Pittsburgh, including a 75-74 thrilling win last season.

CLEMSON BASKETBALL HEADLINES

- PJ Hall** – The senior center garnered Preseason First Team All-ACC honors this week, marking the first Tiger to earn a preseason first team accolade since Aamir Simms prior to the 2020-21 season. Hall is coming off of a monster junior season, but had previously been plagued by injuries most of the last two years.

- Hall was named to the John R. Wooden Award Preseason Top 50 Watch List. Chosen by a preseason poll of national college basketball experts, the list is comprised of 50 student-athletes who are the early front-runners for the most prestigious honors in college basketball, the Wooden Award All American Team and Most Outstanding Player Award.
- First double-double of the season in win over Alcorn State (11/24) with 29 points and 10 rebounds. Eighth career double-double.
- Scored 17 points and totaled seven rebounds in the championship game against Davidson. Earned Tournament MVP honors.
- Followed up season opener 20-point performance with 27 points and nine rebounds in a win vs. UAB.
- He opened the season with consecutive 20-point games, 20 against Winthrop and 27 against UAB. Hall is the first Clemson player to open the season with consecutive 20-point games since Will Solomon opened the 1999-00 season with consecutive 20-point games against East Tennessee State (21) and Wofford (28).
- Prior to that, the last Tiger to post consecutive 20-point games since 1976-77 is Horace Grant, who opened his senior year, 1986-87, by scoring 30 against Georgia State and 27 against Boston University.

- Joseph Girard III** – Passed Duke's Jay Williams and is ninth all-time in ACC history for 3-pointers made (314).

- Non-Conference Top 25 Road Victories** – When the Tigers defeated the No. 23 Crimson Tide, 85-77, in the inaugural ACC/SEC Challenge (11/28), Clemson won just its second game over a top 25 non-conference opponent on the road. The other instance was also a Brad Brownell coached team, when the Tigers defeated No. 22 South Carolina, 62-60, on Dec. 21, 2016.

- The win over Alabama snapped its 19-game home winning streak and also its 18-game non-conference opponent home winning streak.
- The Tigers improved to 6-0 with the victory – the program's best start since beginning the 2008-09 season 16-0.

- Comeback Victories** – Clemson had seven wins last season in which they trailed at the half. The first two of the 2023-24 season came against UAB and Davidson en route to claiming the 2023 Asheville Championship trophy. Clemson trailed Davidson in the title game, 28-23 at the half after being down 23-5 at one point. From that point on, the Tigers outscored the Wildcats by 21 points to win 68-65. The Tigers trailed 42-39 at the half against UAB, and would use a 14-0 run with 7:01 left in the game to put themselves in position to win. Clemson would win 77-76 on a pair of Chase Hunter free throws with 3.6 seconds left.





- Fifth-Largest Comeback in Clemson History** – Clemson found itself down 23-5 in the first half of the Asheville Championship game against Davidson. It tied for the fifth-largest comeback victory in program history and second largest under Head Coach Brad Brownell. The Tigers overcame a 19-point deficit to NC State (31-12) to win 60-50 on Jan. 25, 2011.

- Preseason Poll** – Clemson was picked to finish fifth in the ACC by voting media announced on Thursday, Oct. 26. The last time the Tigers were picked to finish fifth in the ACC or higher was prior to the 2008-09 season. The Tigers were picked 11th last season in the preseason and jumped eight spots, finishing for third in the regular season. Clemson has exceeded preseason expectations 10 times under Head Coach Brad Brownell since he assumed the head coach role in 2010.

- Recruiting Class** – Clemson Basketball and Head Coach Brad Brownell signed the 20th ranked recruiting class for 2024-25 on Nov. 8. The class also ranks fourth in the Atlantic Coast Conference. Clemson added **Dallas Thomas** (Little Rock, Ark./Parkview Magnet), **Del Jones** (Largo, Md./AZ Compass Prep) and **Ace Buckner** (Cleveland, Ohio/La Lumiere School). Thomas and Jones join PJ Hall in the 247Sports' top five rated Clemson recruits of all time.

STATISTICAL OUTLOOK

	Clemson	Instagram	Ht.	Wt.	Yr.	Hometown	GP/GS	PPG	RPG	APG	MPG
G 0	Josh Beadle	jbeadle0	6-3.5	180	RSO.	Columbia, S.C.	5/0	3.0	0.4	0.4	7.3
G 1	Chase Hunter	chasehun1er	6-4.5	200	RSr.	Atlanta, Ga.	6/6	13.3	2.5	3.5	31.0
G 2	Dillon Hunter	dillonhunter	6-3.5	187	So.	Atlanta, Ga.	6/0	3.0	2.5	2.7	16.9
G 3	Jake Heidbreder	jakeheidbreder	6-5.5	180	RJr.	Floyds Knobs, Ind.					
F 4	Ian Schieffelin	ian4schieff	6-8	238	Jr.	Loganville, Ga.	6/6	7.7	8.0	1.5	23.8
F 5	Jack Clark	jack5clark	6-10	207	Gr.	Cheltenham, Pa.	6/3	2.8	2.5	0.5	13.5
F 10	RJ Godfrey	randallgodfreyjr	6-8	228	So.	Suwanee, Ga.	6/0	8.7	4.8	0.8	18.4
G 11	Joseph Girard III	jg3____	6-2	189	Gr.	Glens Falls, N.Y.	6/6	13.0	2.5	3.7	29.8
G 12	Alex Hemenway	alexhemenway	6-4	192	Gr.	Newburgh, Ind.	5/0	5.2	0.6	1.4	15.6
G 13	Andrew Latiff	a.latiff11	6-5	184	Sr.	Clemson, S.C.	1/0	0.0	0.0	0.0	1.1
F 15	Asa Thomas	_asathomas_	6-7	185	Fr.	Lake Forest, Ill.					
G 20	Matt Kelly	matt.kelly1	6-2	175	Jr.	Charleston, S.C.	1/0	0.0	0.0	0.0	1.1
F 21	Chauncey Wiggins	chauncey.30	6-10.5	210	So.	Grayson, Ga.	6/3	3.2	2.2	0.7	12.7
C 24	PJ Hall	pjhall_24	6-10.5	238	Sr.	Spartanburg, S.C.	6/6	21.3	7.2	2.5	27.5
F 32	Daniel Nauseef	dnauseef	6-7	210	Jr.	Dayton, Ohio	1/0	0.0	1.0	0.0	1.1
F 33	Bas Leyte	basleyte	6-10.5	225	Gr.	Bergen op Zoom, Netherlands	6/0	0.7	1.3	0.5	6.7

0		<div>JOSH BEADLE</div> <div>RSO. • G • 6-3.5 • 180 • COLUMBIA, S.C./CARDINAL NEWMAN</div> <table><tr><th></th><th>MIN</th><th>PTS</th><th>REB</th><th>AST</th><th>FG%</th><th>3FG%</th><th>FT%</th></tr><tr><td>23-24</td><td>7.3</td><td>3.0</td><td>0.4</td><td>0.4</td><td>.636</td><td>.000</td><td>.250</td></tr><tr><td>Career</td><td>12.0</td><td>2.4</td><td>0.9</td><td>0.8</td><td>.402</td><td>.207</td><td>.533</td></tr></table> <div>Season Highs: PTS (6), FG (3), FT (1), REB (1), AST (1), STL (1)</div>		MIN	PTS	REB	AST	FG%	3FG%	FT%	23-24	7.3	3.0	0.4	0.4	.636	.000	.250	Career	12.0	2.4	0.9	0.8	.402	.207	.533	<div>» Season high six points in win at Alabama (11/28).</div> <div>» Career-high 10 points vs. Florida State (2/15/23); 4-for-6 from the field.</div> <div>» Averaged 16.9 points, 6.2 rebounds, 3.8 assists and 1.4 steals per game as a senior at Cardinal Newman. Eclipsed 1,000 career points.</div> <div>» Won back-to-back SCISA Class 3A Championships and led team in scoring.</div> <div>» Three-time All-Region, All-State, All-Tournament and All-Star player.</div> <div>» Chose Clemson over Wake Forest and VCU.</div>
	MIN	PTS	REB	AST	FG%	3FG%	FT%																				
23-24	7.3	3.0	0.4	0.4	.636	.000	.250																				
Career	12.0	2.4	0.9	0.8	.402	.207	.533																				
1		<div>CHASE HUNTER</div> <div>RSR. • G • 6-4.5 • 200 • ATLANTA, GA./WESTLAKE HS</div> <table><tr><th></th><th>MIN</th><th>PTS</th><th>REB</th><th>AST</th><th>FG%</th><th>3FG%</th><th>FT%</th></tr><tr><td>23-24</td><td>31.0</td><td>13.3</td><td>2.5</td><td>3.5</td><td>.475</td><td>.458</td><td>.846</td></tr><tr><td>Career</td><td>23.7</td><td>8.2</td><td>2.3</td><td>2.5</td><td>.411</td><td>.331</td><td>.779</td></tr></table> <div>Season Highs: PTS (18), REB (6), AST (7), FG (6), 3FG (3), FT (4), STL (2), BLK (1)</div>		MIN	PTS	REB	AST	FG%	3FG%	FT%	23-24	31.0	13.3	2.5	3.5	.475	.458	.846	Career	23.7	8.2	2.3	2.5	.411	.331	.779	<div>» Career high with 26 points vs. The Citadel. Career-high 8 assists vs. Bellarmine (Nov. 18).</div> <div>» Career-high 23 points (7-9 FG) in win at Boston College (Feb. 26). Tied career-high 7 reb.</div> <div>» Scored then-career-high 21 points vs. Wake Forest (2/23/22). Totaled career-best 10 field goals.</div> <div>» Came to Clemson as a four-star prospect and No. 98 overall in 247Sports' Top 100.</div> <div>» Rated the No. 4 player in the state of Georgia and the No. 14 combo guard in the country.</div> <div>» Chose Clemson over Georgia, Virginia, Oklahoma and Michigan State.</div>
	MIN	PTS	REB	AST	FG%	3FG%	FT%																				
23-24	31.0	13.3	2.5	3.5	.475	.458	.846																				
Career	23.7	8.2	2.3	2.5	.411	.331	.779																				
2		<div>DILLON HUNTER</div> <div>SO. • G • 6-3.5 • 187 • ATLANTA, GA./WESTLAKE HS</div> <table><tr><th></th><th>MIN</th><th>PTS</th><th>REB</th><th>AST</th><th>FG%</th><th>3FG%</th><th>FT%</th></tr><tr><td>23-24</td><td>16.9</td><td>3.0</td><td>2.5</td><td>2.7</td><td>.375</td><td>.500</td><td>.667</td></tr><tr><td>Career</td><td>12.7</td><td>1.6</td><td>1.4</td><td>1.4</td><td>.315</td><td>.250</td><td>.611</td></tr></table> <div>Season Highs: PTS (5), FG (2), 3FG (1), FT (2), REB (4), AST (4), STL (2)</div>		MIN	PTS	REB	AST	FG%	3FG%	FT%	23-24	16.9	3.0	2.5	2.7	.375	.500	.667	Career	12.7	1.6	1.4	1.4	.315	.250	.611	<div>» First career start vs. Georgia Tech; Season-high 9 points (3-5 FG) vs. Yellow Jackets.</div> <div>» He is the younger brother of current Tiger Chase Hunter, was ranked No. 64 in the ESPN 100 and rated a four-star prospect.</div> <div>» Hunter chose Clemson over Baylor, Auburn, Florida State, Kentucky, Georgia and Georgia Tech.</div> <div>» "He has excellent vision and a feel for the game, which makes him an outstanding passer and facilitator who complements our other freshmen very well."</div>
	MIN	PTS	REB	AST	FG%	3FG%	FT%																				
23-24	16.9	3.0	2.5	2.7	.375	.500	.667																				
Career	12.7	1.6	1.4	1.4	.315	.250	.611																				
3		<div>JAKE HEIDBREDER (HIDE-BREEDER)</div> <div>RJR. • F • 6-5.5 • 180 • FLOYDS KNOBS, IND./(FLOYDS KNOBS HS/AIR FORCE)</div> <table><tr><th></th><th>MIN</th><th>PTS</th><th>REB</th><th>AST</th><th>FG%</th><th>3FG%</th><th>FT%</th></tr><tr><td>23-24</td><td></td><td></td><td></td><td>REDSHIRT</td><td></td><td></td><td></td></tr><tr><td>Career</td><td>33.3</td><td>12.9</td><td>3.3</td><td>1.8</td><td>.492</td><td>.391</td><td>.838</td></tr></table> <div>Season Highs:</div>		MIN	PTS	REB	AST	FG%	3FG%	FT%	23-24				REDSHIRT				Career	33.3	12.9	3.3	1.8	.492	.391	.838	<div>» 2023 All-Mountain West Third Team, 303 points in 2022 was then-Air Force freshman record in Mountain West era (4th all time).</div> <div>» Averaged a team-leading 15.1 points per game last season at Air Force and was fourth in the Mountain West with 75 threes (seventh best in a season at Air Force).</div> <div>» Shooting splits of .483/.399/.867 last season.</div> <div>» Indiana Junior All-Star in high school and scored 1,228 points at Floyd Central H.S.</div> <div>» Three-time First Team All-Hoosier Hills Conference; All-State Honorable Mention by AP</div>
	MIN	PTS	REB	AST	FG%	3FG%	FT%																				
23-24				REDSHIRT																							
Career	33.3	12.9	3.3	1.8	.492	.391	.838																				
4		<div>IAN SCHIEFFELIN (CHEF-LIN)</div> <div>JR. • F • 6-8 • 238 • LOGANVILLE, GA./GRAYSON HS</div> <table><tr><th></th><th>MIN</th><th>PTS</th><th>REB</th><th>AST</th><th>FG%</th><th>3FG%</th><th>FT%</th></tr><tr><td>23-24</td><td>23.8</td><td>7.7</td><td>8.0</td><td>1.5</td><td>.515</td><td>.571</td><td>.800</td></tr><tr><td>Career</td><td>16.6</td><td>4.6</td><td>3.9</td><td>1.4</td><td>.473</td><td>.360</td><td>.709</td></tr></table> <div>Season Highs: PTS (16), REB (14), FG (5), 3FG (2), FT (4), AST (4), STL (1), BLK (2)</div>		MIN	PTS	REB	AST	FG%	3FG%	FT%	23-24	23.8	7.7	8.0	1.5	.515	.571	.800	Career	16.6	4.6	3.9	1.4	.473	.360	.709	<div>» Tied career high with 14 rebounds in win at Alabama (11/28).</div> <div>» Career-high six assists vs. Duke (Jan. 14); Drew career-high three charges.</div> <div>» Career-high 20 points and 14 rebounds vs. The Citadel (Nov. 7); Career-best 9 off. rebounds.</div> <div>» Averaged 12.0 points, 12.0 rebounds and 3.0 blocks per game as a senior for a top-ranked program in Georgia (Grayson HS). Finished 10th in country and No. 1 among public schools.</div> <div>» Helped lead Grayson to a Region 8-AAAAAAA championship and 25-4 record as a soph.</div> <div>» Chose Clemson over Virginia Tech and Dayton.</div>
	MIN	PTS	REB	AST	FG%	3FG%	FT%																				
23-24	23.8	7.7	8.0	1.5	.515	.571	.800																				
Career	16.6	4.6	3.9	1.4	.473	.360	.709																				
5		<div>JACK CLARK</div> <div>GR. • F • 6-10 • 207 • CHELTENHAM, PA./(CHELTENHAM HS/NC STATE)</div> <table><tr><th></th><th>MIN</th><th>PTS</th><th>REB</th><th>AST</th><th>FG%</th><th>3FG%</th><th>FT%</th></tr><tr><td>23-24</td><td>13.5</td><td>2.8</td><td>2.5</td><td>0.5</td><td>.333</td><td>.273</td><td>.667</td></tr><tr><td>Career</td><td>26.9</td><td>10.0</td><td>5.6</td><td>1.4</td><td>.399</td><td>.300</td><td>.795</td></tr></table> <div>Season Highs: PTS (6), REB (5), AST (2), FG (2), 3FG (2), FT (2), STL (1), BLK (1)</div>		MIN	PTS	REB	AST	FG%	3FG%	FT%	23-24	13.5	2.8	2.5	0.5	.333	.273	.667	Career	26.9	10.0	5.6	1.4	.399	.300	.795	<div>» Offseason transfer from ACC foe NC State.</div> <div>» Overcoming offseason hernia surgery.</div> <div>» Played last season for the Wolpack and his first three seasons at La Salle.</div> <div>» Averaged 9.0 points per game and 6.9 rebounds last season for NC State.</div> <div>» Has played 86 games in his career with 60 starts.</div> <div>» Redshirted the 2019-20 season due to injury.</div>
	MIN	PTS	REB	AST	FG%	3FG%	FT%																				
23-24	13.5	2.8	2.5	0.5	.333	.273	.667																				
Career	26.9	10.0	5.6	1.4	.399	.300	.795																				
10		<div>RJ GODFREY</div> <div>SO. • F • 6-8 • 228 • SUWANEE, GA./NORTH GWINNETT HS</div> <table><tr><th></th><th>MIN</th><th>PTS</th><th>REB</th><th>AST</th><th>FG%</th><th>3FG%</th><th>FT%</th></tr><tr><td>23-24</td><td>18.4</td><td>8.7</td><td>4.8</td><td>0.8</td><td>.647</td><td>1.000</td><td>.500</td></tr><tr><td>Career</td><td>10.8</td><td>4.1</td><td>2.5</td><td>0.4</td><td>.613</td><td>.400</td><td>.600</td></tr></table> <div>Season Highs: PTS (12), REB (7), FG (5), 3FG (1), FT (4), AST (1), STL (1), BLK (4)</div>		MIN	PTS	REB	AST	FG%	3FG%	FT%	23-24	18.4	8.7	4.8	0.8	.647	1.000	.500	Career	10.8	4.1	2.5	0.4	.613	.400	.600	<div>» Career high 12 points in season-opening win over Winthrop</div> <div>» Rated as a three-star prospects by 247Sports (#130) and Rivals (#135).</div> <div>» Godfrey averaged 16.0 points, 9.0 rebounds, 4.0 assists and 3.0 blocks per game last season. He is the rated the No. 5 player in the state of Georgia.</div> <div>» His father, Randall Godfrey, is an 11-year NFL veteran who played linebacker for the Dallas Cowboys, Tennessee Titans, Seattle Seahawks, San Diego Chargers and the Washington Commanders.</div> <div>» Godfrey chose Clemson over Ole Miss, Texas Tech, Georgia Tech, Utah and Georgia.</div>
	MIN	PTS	REB	AST	FG%	3FG%	FT%																				
23-24	18.4	8.7	4.8	0.8	.647	1.000	.500																				
Career	10.8	4.1	2.5	0.4	.613	.400	.600																				
11		<div>JOSEPH GIRARD III</div> <div>GR. • G • 6-2 • 189 • GLENS FALLS, N.Y./(GLENS FALLS/SYRACUSE)</div> <table><tr><th></th><th>MIN</th><th>PTS</th><th>REB</th><th>AST</th><th>FG%</th><th>3FG%</th><th>FT%</th></tr><tr><td>23-24</td><td>29.8</td><td>13.0</td><td>2.5</td><td>3.7</td><td>.406</td><td>.415</td><td>.818</td></tr><tr><td>Career</td><td>32.4</td><td>13.2</td><td>2.9</td><td>3.6</td><td>.379</td><td>.365</td><td>.861</td></tr></table> <div>Season Highs: PTS (23), REB (4), FG (9), 3FG (5), FT (3), AST (5), STL (2)</div>		MIN	PTS	REB	AST	FG%	3FG%	FT%	23-24	29.8	13.0	2.5	3.7	.406	.415	.818	Career	32.4	13.2	2.9	3.6	.379	.365	.861	<div>» Season-high 23 points in win over Boise State</div> <div>» 310 career 3-pointers is 10th all-time in the ACC</div> <div>» 17 points and five assists in Asheville Championship title game against Davidson.</div> <div>» Scored 1,652 points in four seasons at Syracuse with 360 rebounds, 445 assists and 165 steals.</div> <div>» Played in 125 games for the Orange, including 123 starts.</div> <div>» The top returning scorer in the ACC during league play from last year (17.8 points per game).</div>
	MIN	PTS	REB	AST	FG%	3FG%	FT%																				
23-24	29.8	13.0	2.5	3.7	.406	.415	.818																				
Career	32.4	13.2	2.9	3.6	.379	.365	.861																				
12		<div>ALEX HEMENWAY</div> <div>GR. • G • 6-4 • 192 • NEWBURGH, IND./CASTLE HS</div> <table><tr><th></th><th>MIN</th><th>PTS</th><th>REB</th><th>AST</th><th>FG%</th><th>3FG%</th><th>FT%</th></tr><tr><td>23-24</td><td>15.6</td><td>5.2</td><td>0.6</td><td>1.4</td><td>.381</td><td>.421</td><td>.500</td></tr><tr><td>Career</td><td>16.5</td><td>5.3</td><td>1.3</td><td>0.6</td><td>.446</td><td>.429</td><td>.761</td></tr></table> <div>Season Highs: PTS (9), FG (3), 3FG (3), REB (2), AST (3), BLK (1)</div>		MIN	PTS	REB	AST	FG%	3FG%	FT%	23-24	15.6	5.2	0.6	1.4	.381	.421	.500	Career	16.5	5.3	1.3	0.6	.446	.429	.761	<div>» As it stands, he ranks fifth all-time in 3-point percentage in school history (42.9%).</div> <div>» 15 points and career-high 3 assists in win over Penn State (Nov. 29).</div> <div>» Finished 5-for-5 from the field and 3-for-3 from three against Loyola Maryland (Nov. 21).</div> <div>» Career-high 18 points (7-9 FG, 4-6 3FG) in 81-70 win over USC Upstate (Nov. 15).</div> <div>» Chose Clemson over Nebraska, Creighton, DePaul and Belmont.</div> <div>» Father, Todd, played high school soccer in Indiana with Head Coach Brad Brownell.</div>
	MIN	PTS	REB	AST	FG%	3FG%	FT%																				
23-24	15.6	5.2	0.6	1.4	.381	.421	.500																				
Career	16.5	5.3	1.3	0.6	.446	.429	.761																				
15		<div>ASA THOMAS (ACE-UH)</div> <div>FR. • F • 6-7 • 185 • LAKE FOREST, ILL./LAKE FOREST HS</div> <table><tr><th></th><th>MIN</th><th>PTS</th><th>REB</th><th>AST</th><th>FG%</th><th>3FG%</th><th>FT%</th></tr><tr><td>23-24</td><td></td><td></td><td></td><td>REDSHIRT</td><td></td><td></td><td></td></tr><tr><td>Career</td><td>--</td><td>--</td><td>--</td><td>--</td><td>--</td><td>--</td><td>--</td></tr></table> <div>Season Highs:</div>		MIN	PTS	REB	AST	FG%	3FG%	FT%	23-24				REDSHIRT				Career	--	--	--	--	--	--	--	<div>» Rated a three-star prospect, according to 247Sports and Rivals. Ranked as the eighth-best player in the 2023 class from the state of Illinois.</div> <div>» Scored 1,130 career points at Lake Forest High School, averaging over 17.0 points per game as a senior.</div> <div>» Led the Illinois Wolves (AAU) on the UAA circuit, averaging 15.1 points per game. He was recognized by Synergy Sports as the most offensively efficient player on the UAA 17U circuit.</div> <div>» Chose Clemson over Illinois, Iowa, Wisconsin, Virginia Tech, Marquette and DePaul.</div>
	MIN	PTS	REB	AST	FG%	3FG%	FT%																				
23-24				REDSHIRT																							
Career	--	--	--	--	--	--	--																				
21		<div>CHAUNCEY WIGGINS</div> <div>SO. • F • 6-10.5 • 210 • GRAYSON, GA./GRAYSON HS</div> <table><tr><th></th><th>MIN</th><th>PTS</th><th>REB</th><th>AST</th><th>FG%</th><th>3FG%</th><th>FT%</th></tr><tr><td>23-24</td><td>12.7</td><td>3.2</td><td>2.2</td><td>0.7</td><td>.400</td><td>.286</td><td>.250</td></tr><tr><td>Career</td><td>9.6</td><td>2.5</td><td>1.1</td><td>0.4</td><td>.432</td><td>.381</td><td>.429</td></tr></table> <div>Season Highs: PTS (9), REB (6), FG (4), 3FG (1), FT (1), AST (2), BLK (1)</div>		MIN	PTS	REB	AST	FG%	3FG%	FT%	23-24	12.7	3.2	2.2	0.7	.400	.286	.250	Career	9.6	2.5	1.1	0.4	.432	.381	.429	<div>» Season-high 12 points (5-7 FG, 2-3 3FG) vs. Georgia Tech; Season-high five made field goals.</div> <div>» Rated a three-star prospect, according to 247Sports and Rivals.</div> <div>» Wiggins averaged 12.1 points, 6.6 rebounds, 2.3 assists, 1.2 steals and 1.8 blocks per game last season for Grayson. He was high school teammates with current Tiger Ian Schieffelin (Loganville, Ga./Grayson). Wiggins is ranked as the fourth-best player in the 2022 class from the state of Georgia and is a Top 150 player according to 247Sports.</div> <div>» Wiggins chose Clemson over NC State, Georgia, South Florida and Maryland.</div>
	MIN	PTS	REB	AST	FG%	3FG%	FT%																				
23-24	12.7	3.2	2.2	0.7	.400	.286	.250																				
Career	9.6	2.5	1.1	0.4	.432	.381	.429																				
24		<div>PJ HALL</div> <div>SR. • C • 6-10.5 • 238 • SPARTANBURG, S.C./DORMAN HS</div> <table><tr><th></th><th>MIN</th><th>PTS</th><th>REB</th><th>AST</th><th>FG%</th><th>3FG%</th><th>FT%</th></tr><tr><td>23-24</td><td>27.5</td><td>21.3</td><td>7.2</td><td>2.5</td><td>.548</td><td>.407</td><td>.833</td></tr><tr><td>Career</td><td>22.3</td><td>13.0</td><td>5.0</td><td>1.1</td><td>.516</td><td>.345</td><td>.787</td></tr></table> <div>Season Highs: PTS (29), REB (9), FG (11), 3FG (3), FT (6), AST (4), STL (2), BLK (4)</div>		MIN	PTS	REB	AST	FG%	3FG%	FT%	23-24	27.5	21.3	7.2	2.5	.548	.407	.833	Career	22.3	13.0	5.0	1.1	.516	.345	.787	<div>» Career high 29 points against Alcorn State.</div> <div>» Tournament MVP at 2023 Asheville Championship.</div> <div>» 32nd on Clemson scoring list (1,150 points).</div> <div>» Third Team All-ACC in 2022-23.</div> <div>» 2020 No. 1 prospect in the state of South Carolina; ESPN ranked Hall No. 48 in its Top 100.</div> <div>» Highest rated prospect of the Brownell Era and fourth all-time at Clemson (247Sports).</div> <div>» Chose Clemson over Virginia Tech, Florida, Tennessee, Georgia Tech and South Carolina.</div>
	MIN	PTS	REB	AST	FG%	3FG%	FT%																				
23-24	27.5	21.3	7.2	2.5	.548	.407	.833																				
Career	22.3	13.0	5.0	1.1	.516	.345	.787																				
33		<div>BAS LEYTE (BOZ, LIGHT-UH)</div> <div>GR. • F • 6-10.5 • 225 • BERGEN OF ZOOM, NETHERLANDS/(NEW HAMPTON HS/UNCG)</div> <table><tr><th></th><th>MIN</th><th>PTS</th><th>REB</th><th>AST</th><th>FG%</th><th>3FG%</th><th>FT%</th></tr><tr><td>23-24</td><td>6.7</td><td>0.7</td><td>1.3</td><td>0.5</td><td>1.000</td><td>.000</td><td>.000</td></tr><tr><td>Career</td><td>15.9</td><td>5.1</td><td>3.3</td><td>0.6</td><td>.504</td><td>.187</td><td>.673</td></tr></table> <div>Season Highs: PTS (2), FG (1), REB (3), AST (2), BLK (1), STL (1)</div>		MIN	PTS	REB	AST	FG%	3FG%	FT%	23-24	6.7	0.7	1.3	0.5	1.000	.000	.000	Career	15.9	5.1	3.3	0.6	.504	.187	.673	<div>» Offseason graduate transfer from Southern Conference member UNC Greensboro.</div> <div>» Will serve as primary backup to starting center PJ Hall.</div> <div>» Played in all 32 games last season and made 30 starts.</div> <div>» Averaged 7.6 points and 3.4 rebounds per game last year for UNCG.</div> <div>» Had 13 double-figure scoring games, and scored a season high 16 points against Chattanooga on Feb. 18, 2023. Recorded season-high 10 rebounds against Marshall on Dec. 13, 2022.</div>
	MIN	PTS	REB	AST	FG%	3FG%	FT%																				
23-24	6.7	0.7	1.3	0.5	1.000	.000	.000																				
Career	15.9	5.1	3.3	0.6	.504	.187	.673																				

13		ANDREW LATIFF <i>SR. • G • 6-5 • 184 • CLEMSON, S.C.</i> DANIEL HS » Promoted undergraduate manager » Team captain and two-year starter in high school	20
32		MATT KELLY <i>JR. • G • 6-2 • 175 • CHARLESTON, S.C.</i> PORTER-GAUD HS » First career points on a layup at North Carolina (Feb. 11, 2023). » Second year in the program.	32
		DANIEL NAUSEEF <i>JR. • F • 6-7 • 210 • DAYTON, OHIO</i> CHAMINADE JULIENNE CATHOLIC » First career points vs. Richmond (Dec. 17, 2022). » Promoted undergraduate manager	

ROSTER

NUMERICAL

No	Name	Pos	Hgt	Wgt	Year	Hometown	Previous School	Pronunciation/Notes
0	Josh Beadle	G	6-3.5	180	RSo.	Columbia, S.C.	Cardinal Newman HS	
1	Chase Hunter	G	6-4.5	200	RSr.	Atlanta, Ga.	Westlake HS	
2	Dillon Hunter	G	6-3.5	187	So.	Atlanta, Ga.	Westlake HS	
3	Jake Heidbreder	G	6-5.5	180	Jr.	Floyds Knobs, Ind.	Floyd Knobs HS/Air Force	HIDE-breeder
4	Ian Schieffelin	F	6-8	238	Jr.	Loganville, Ga.	Grayson HS	CHEF-lynn
5	Jack Clark	F	6-10	207	Gr.	Cheltenham, Pa.	Cheltenham/NC State	
10	RJ Godfrey	F	6-8	228	So.	Suwanee, Ga.	North Gwinnett HS	
11	Joseph Girard III	G	6-2	189	Gr.	Glens Falls, N.Y.	Glens Falls HS/Syracuse	
12	Alex Hemenway	G	6-4	192	Gr.	Newburgh, Ind.	Castle HS	
13	Andrew Latiff	G	6-5	184	Sr.	Clemson, S.C.	Daniel HS	LUH-tiff
15	Asa Thomas	F	6-7	185	Fr.	Lake Forest, Ill.	Lake Forest HS	ACE-uh
20	Matt Kelly	G	6-2	175	Jr.	Charleston, S.C.	Porter-Gaud HS	
21	Chauncey Wiggins	F	6-10.5	210	So.	Grayson, Ga.	Grayson HS	
24	PJ Hall	F	6-10.5	238	Sr.	Spartanburg, S.C.	Dorman HS	
32	Daniel Nauseef	F	6-7	210	Jr.	Dayton, Ohio	Chaminade Julianne Catholic	NAW-seef
33	Bas Leyte	F	6-10.5	225	Gr.	Bergen op Zoom, Netherlands	New Hampton HS/UNCG	BOZ, LIGHT-uh

Head Coach: Brad Brownell

Associate Head Coach: Billy Donlon

Assistant Coaches: Sean Dixon and Dick Bender

Director of Basketball Operations: Andy Assaley

Director of Recruiting: Lucas McKay

Special Assistant to the Head Coach: Jeff Reynolds

Director of Strength & Conditioning: Preston Greene

Director of Player Development: Terrell McIntyre

Sports Medicine: Brad Crowe

Video Coordinator: Aaron Stevens

Nutritionist: Michelle Sweeney

Graduate Manager: Joel Dance and AJ Morris

Undergraduate Managers: Tyler Pepicelli, Conner Pederson, Luke Ferrell, Sebastian Miller, Luke Ciprich, Hayden Johnson, Robert Liollo, Cameron White, Jameson Browne, Ryan Gormley, Farrakhan Jones-James, Will Buchert, Carter Berry



#0 JOSH BEADLE
G • 6-3.5 • 180 • RFr.
Columbia, S.C.



#1 CHASE HUNTER
G • 6-4.5 • 200 • RSr.
Atlanta, Ga.



#2 DILLON HUNTER
G • 6-3.5 • 187 • So.
Atlanta, Ga.



#3 JAKE HEIDBREDER
G • 6-5.5 • 180 • Jr.
Floyds Knobs, Ind.




#4 IAN SCHIEFFELIN
F • 6-8 • 238 • Jr.
Loganville, Ga.



#5 JACK CLARK
F • 6-10 • 207 • Gr.
Cheltenham, Pa.



#10 RJ GODFREY
F • 6-8 • 228 • So.
Suwanee, Ga.



#11 JOSEPH GIRARD III
G • 6-2 • 189 • Gr.
Glens Falls, N.Y.



#12 ALEX HEMENWAY
G • 6-4 • 192 • Gr.
Newburgh, Ind.



#13 ANDREW LATIFF
G • 6-5 • 184 • Sr.
Clemson, S.C.




#15 ASA THOMAS
F • 6-7 • 185 • Fr.
Lake Forest, Ill.



#20 MATT KELLY
G • 6-2 • 175 • Jr.
Charleston, S.C.



#21 CHAUNCEY WIGGINS
F • 6-10.5 • 210 • So.
Grayson, Ga.



#24 PJ HALL
C • 6-10.5 • 238 • Sr.
Spartanburg, S.C.



#32 DANIEL NAUSEEF
F • 6-7 • 210 • Jr.
Dayton, Ohio



#33 BAS LEYTE
F • 6-10.5 • 225 • Gr.
Beren op Zoom, Netherlands



BRAD BROWNELL
Head Coach
14th Season



BILLY DONLON
Associate Head Coach
2nd Season



SEAN DIXON
Assistant Coach
2nd Season




DICK BENDER
Assistant Coach
12th Season*



ANDY ASSALEY
Operations
2nd Season



LUCAS MCKAY
Recruiting
11th Season*



PRESTON GREENE
Strength and Conditioning
3rd Season*



TERRELL MCINTYRE
Player Development
7th Season



BRAD CROWE
Sports Medicine
8th Season



AARON STEVENS
Video Coordinator
2nd Season



MICHELLE SWEENEY
Nutrition
3rd Season



JOEL DANCE
Graduate Manager
1st Season



AJ MORRIS
Graduate Manager
2nd Season

* — denotes multiple stints served on full-time staff for Clemson Basketball

HEAD COACH BRAD BROWNELL



(Clicking on Coach Brownell's headshot will take you to his online bio)

CAREER RECORDS

Overall Record: 414-262
Conference Games (regular season career): 218-158
Non-Conference Games (at Clemson): 123-47
ACC Tournament: 7-12
NCAA Tournament (career): 3-6
Overtime Games (at Clemson): 14-8
NIT (career): 4-4

CAREER RECORDS (ACC PLAY)

Overall Record (Regular Season): 117-117
Overall Record (inc. postseason): 124-129
ACC Tournament: 6-11

ALL-TIME WINNINGEST COACHES

1.	Brad Brownell (2010-present)	247-177
2.	Cliff Ellis (1985-94)	177-128
3.	Bill Foster (1975-84)	156-106
4.	Oliver Purnell (2003-10)	138-88
5.	Joe Davis (1932-40)	101-86

CAREER COACHING RECORDS

Season Victories: 25
Cliff Ellis, 1986-87
Oliver Purnell, 2006-07
Brad Brownell, 2017-18

Home Victories
161, Brad Brownell (161-53), 2010-23

ACC Season Victories
14, Brad Brownell, 2022-23

ACC Home Victories
9, Brad Brownell, 2022-23

ACC Regular Season Career Victories
117, Brad Brownell (117-117), 2010-23

Overall Wins vs. ACC Teams
124, Brad Brownell (124-129), 2010-23

Overall Winning Percentage
vs. ACC Teams: .490, Brad Brownell (124-129), 2010-23

Overall ACC Home Winning Percentage
.686, Brad Brownell (81-37), 2010-23

ABOUT BRAD BROWNELL

Born November 15, 1968
Hometown Evansville, Indiana
High School Harrison High School
Degree DePauw University (1991); history
Master's University of Indianapolis (1994); history

FAMILY

Wife Paula
Daughter Abby
Daughter Kate

COACHING EXPERIENCE

Years	School, Position
1991-92	Evansville, graduate assistant
1992-94	Indianapolis; assistant coach
1994-2002	UNC Wilmington, assistant coach
2002-06	UNC Wilmington, head coach
2006-10	Wright State, head coach
2010-pres.	Clemson, head coach

PLAYING EXPERIENCE

Years	
1988-91	DePauw University (Ranks seventh in school history in career assists - 332; 15th in steals - 102; 17th in free throw percentage - .782)
1989-90 Season	.899 free throw percentage; 132 assists, 47 steals (all top 10 single season; 2nd in FT, 10th in AST, 9th in STL)

COACHING HONORS

2003	Colonial Athletic Association Coach of the Year
2006	Colonial Athletic Association Coach of the Year
2008	Horizon League Coach of the Year
2018	Sports Illustrated College Basketball Coach of the Year

COACHING TREE

Zavier Anderson (Assistant coach at Florida International)

Nick Bowman (Assistant coach at New Orleans)

Matt Bucklin (Assistant coach at James Madison)

Tee Butters (Assistant coach at Arkansas State)

Kylen Butler (Assistant coach at Eastern Illinois)

Mark Byington (Head coach at James Madison)

Austin Claunch (Assistant coach at Alabama)

Aaron Coombs (Head coach at Georgia Southwestern State)

Billy Donlon (Associate head coach at Clemson)

Jimmy Garrity (Head women's coach at Wofford)

Earl Grant (Head coach at Boston College)

Marty McGillan (Assistant coach at Longwood)

Riley McGillan (Assistant coach at Lenoir-Rhyne)

Lucas McKay (Director of recruiting at Clemson)

Rick Ray (Assistant coach at Colorado)

Richie Riley (Head coach at South Alabama)

Tanner Smith (Assistant coach at Appalachian State)

Aaron Stevens (Video coordinator at Clemson)

NBA DRAFT PICKS UNDER BROWNELL

2014	KJ McDaniels, 32nd to Philadelphia
2017	Jaron Blossomgame, 59th to San Antonio
2023	Hunter Tyson, 37th to Denver

BROWNELL'S YEAR-BY-YEAR HEAD COACHING RECORD

YEAR	SCHOOL	OVERALL	.PCT	CONF.	POSTSEASON
2002-03	UNC Wilmington	24-7	.744	15-3	NCAA, 1st round
2003-04	UNC Wilmington	15-15	.500	9-9	
2004-05	UNC Wilmington	19-10	.655	13-5	
2005-06	UNC Wilmington	25-8	.758	15-3	NCAA, 1st round
2006-07	Wright State	23-10	.697	13-3	NCAA, 1st round
2007-08	Wright State	21-10	.677	12-6	
2008-09	Wright State	20-13	.606	12-6	
2009-10	Wright State	20-12	.625	12-6	
2010-11	Clemson	22-12	.647	9-7	NCAA, 2nd round
2011-12	Clemson	16-15	.516	8-8	
2012-13	Clemson	13-18	.419	5-13	
2013-14	Clemson	23-13	.639	10-8	NIT, Semifinals
2014-15	Clemson	16-15	.516	8-10	
2015-16	Clemson	17-14	.548	10-8	
2016-17	Clemson	17-16	.515	6-12	NIT, 1st Round
2017-18	Clemson	25-10	.714	11-7	NCAA, Sweet 16
2018-19	Clemson	20-14	.588	9-9	NIT, 2nd Round
2019-20	Clemson	16-15	.516	9-11	No Postseason Due to COVID-19
2020-21	Clemson	16-8	.667	10-6	NCAA, 1st Round
2021-22	Clemson	17-16	.515	8-12	
2022-23	Clemson	23-11	.676	14-6	NIT, 1st Round
2023-24	Clemson	6-0	1.000		

HEAD COACHING SUMMARY

at UNC Wilmington	83-40	.675	52-20
at Wright State	84-45	.651	49-21
at Clemson	247-177	.583	117-117
TOTALS	414-262	.612	218-158

NOTE: Conference record is regular season only.

NOTES

CLEMSONGRIT

Program Definition: Passion and perseverance toward a long-term goal.

Culture of Commitment: Integrity, Work Ethic, Sacrifice

» Instituted in 2016-17, the program embodies a workman-like culture and blue collar work ethic.

"Grit, passion and perseverance toward a long-term goal and that can be applied to many things. It's not just about a season. It might be a college career. It might be a professional career. It might be graduating from college. It can pertain to just about anything. You need to have tremendous passion for something in your life if you want to be successful." - Head Coach Brad Brownell

SERIES HISTORY VS. PITTSBURGH

- This marks the 14th all-time meeting between Clemson and Pittsburgh. The Tigers lead the series 10-3 and are 10-2 against the Panthers under Head Coach Brad Brownell.
- Clemson is 5-1 on the road in the series against Pittsburgh, including a 75-74 thrilling win last season.
- Brad Brownell and Jeff Capel have squared off six times as coaches in the ACC, but matched up nine times when both were coaching in the CAA when Brownell was at UNCW and Capel was at VCU (2002-06).
- Brownell leads overall, 12-3.

CLEMSON VS. PITTSBURGH (10-3)

Date	H/A/N	Location	AP (CU/Pitt)	W/L	Score
1-7-23	A	Pittsburgh, Pa.		W	75-74
1-22-22	H	Clemson, S.C.		W	75-48
3-6-21	H	Clemson S.C.		W	77-62
2-12-20	A	Pittsburgh, Pa.		W	72-52
2-27-19	A	Pittsburgh, Pa.		W	62-48
1-29-19	H	Clemson, S.C.		W	82-69
2-8-18	H	Clemson, S.C.	16/NR	W	72-48
1-28-17	A	Pittsburgh, Pa.		W	67-60
1-27-16	H	Clemson, S.C.		W	73-60
1-10-15	A	Pittsburgh, Pa.		W	71-62
3-8-15	H	Clemson, S.C.		L	78-83
1-21-14	A	Pittsburgh, Pa.	NR/20	L	43-76
12-30-58	N	Charlotte, N.C. (Carrousel Classic)		L	50-60

CLEMSON'S SECOND NON-CONFERENCE TOP-25 ROAD WIN IN PROGRAM HISTORY

- Clemson's win over No. 23 Alabama (11/28) was the program's second non-conference ranked true road win in program history.
- The Tigers overcame a 53-46 deficit in the second half, thanks to a 13-0 run and beat the Crimson Tide 85-77 to win its first-ever game in the ACC/SEC Challenge.
- Head Coach Brad Brownell has both of Clemson's victories on the road against Top-25 non-conference opponents.

CLEMSON'S RANKED NON-CON TRUE ROAD VICTORIES

Date	Location	AP (CU/Opp)	W/L	Score
11-28-23	Tuscaloosa, Ala.	NR/23	W	85-77
12-21-16	Columbia, S.C.	NR/22	W	62-60

SNAPPING STREAKS

- The win over Alabama snapped its 19-game home winning streak and also its 18-game non-conference opponent home winning streak.
- The Tigers improved to 6-0 with the victory –the program's best start since beginning the 2008-09 season 16-0.

CLEMSON RANKS SIXTH IN ACC IN WINS OVER LAST SIX SEASONS

- Head Coach Brad Brownell has led the Tigers to the sixth-most overall wins amongst ACC teams since 2017-18.
- The Tigers have won 61 games in the league, which ranks fifth in that same time frame.

MOST WINS SINCE 2017-18 (AS OF 11/26/23; ORDERED BY ACC WINS)

Rk	Team	2023-24	ACC	Overall	ACC
1.	Virginia	6-1	0-0	158-43	88-25
2.	Duke	5-2	0-0	163-49	79-33
3.	North Carolina	6-1	0-0	142-72	69-43
4.	Florida State	4-2	0-0	126-71	66-45
5.	Clemson	6-0	0-0	123-74	61-51
6.	Virginia Tech	5-3	0-0	126-75	57-52
7.	Syracuse	5-2	0-0	117-85	56-56
8.	Miami	5-1	0-0	121-82	56-59

9.	NC State	4-2	0-0	117-80	55-58
10.	Louisville	4-3	0-0	100-92	50-59
11.	Notre Dame	3-3	0-0	104-96	46-68
12.	Georgia Tech	3-2	0-0	91-100	44-68
13.	Wake Forest	4-3	0-0	89-101	40-74
14.	Boston College	5-2	0-0	83-107	36-73
15.	Pittsburgh	5-2	0-0	88-108	35-78

REGULAR SEASON TOURNAMENTS UNDER BROWNELL

- Since the 2010-11 season, Clemson is 21-16 in regular season tournaments, including wins over UAB and Davidson in this year's 2023 Asheville Championship.
- PJ Hall was named Tournament MVP of the Asheville Championship.
- Clemson defeated Mississippi State and Purdue in the 2020 Space Coast Challenge to clinch the tournament championship.

CLEMSON REGULAR SEASON TOURNAMENT CHAMPIONSHIPS

- The Tigers have won 29 regular season championships in history.
- The 2023 Asheville Championship marks the second won by Head Coach Brad Brownell at Clemson.

CLEMSON REGULAR SEASON TOURNAMENT CHAMPIONSHIPS

Year	Tournament	Site	Victories
2023-24	Asheville Champ.	Asheville, N.C.	UAB, Davidson
2020-21	Space Coast	Melbourne, Fla.	Miss. St., Purdue
2008-09	Charleston Classic	Charleston, S.C.	Hofstra, TCU, Temple
2006-07	Cox Comm. Classic	Norfolk, Va.	A-State, Monmouth
2005-06	San Juan Shootout	San Juan, P.R.	P.R. Mayaguez, Holy Cross, Akron
1990-91	FIU Invite	Miami, Fla.	Coppin St., Fla. Atlantic
1986-87	Hawaii Pacific Inv.	Honolulu, Hawaii	Fordham, Hawaii, Pacific
1986-87	TCBY Invite	Little Rock, Ark.	Delaware St., UALR
1986-87	IPTAY Invite	Clemson, S.C.	Georgia St., Boston U.
1985-86	IPTAY Invite	Clemson, S.C.	ETSU, South Fla.
1984-85	Music City Invite	Nashville, Tenn.	UMass, Vandy
1984-85	IPTAY Invite	Clemson, S.C.	Campbell, South Fla.
1983-84	IPTAY Invite	Clemson, S.C.	Marquette, Furman
1981-82	IPTAY Invite	Clemson, S.C.	Bowling Green, Stetson
1980-81	Rainbow Classic	Honolulu, Hawaii	La. Tech, Indiana, Hawaii
1980-81	IPTAY Invite	Clemson, S.C.	Cornell, Fairfield
1979-80	IPTAY Invite	Clemson, S.C.	Siena, MTSU
1978-79	Sun Bowl	El Paso, Texas	UTEP, Texas Tech
1978-79	IPTAY Invite	Clemson, S.C.	Brown, Kent State
1977-78	Charleston Invite	Charleston, S.C.	Catholic, Canisius
1977-78	IPTAY Invite	Clemson, S.C.	TCU, Rhode Island
1976-77	IPTAY Invite	Clemson, S.C.	Yale, Florida State
1975-76	Charlotte Invite	Charlotte, N.C.	BC, Davidson
1973-74	Poinsettia Classic	Greenville, S.C.	Delaware, Furman
1973-74	IPTAY Invitational	Clemson, S.C.	Auburn, St. John's
1971-72	Poinsettia Classic	Greenville, S.C.	Holy Cross, Auburn
1966-67	Poinsettia Classic	Greenville, S.C.	LSU, Furman
1965-66	Poinsettia Classic	Greenville, S.C.	Ole Miss, Manhattan
1955-56	Gator Bowl	Jacksonville, Fla.	LSU, South Carolina

LARGEST COMEBACK VICTORIES IN PROGRAM HISTORY

- Clemson was down 23-5 in the 2023 Asheville Championship game to Davidson, before engineering an 18-2 run to get back into the game.
- From that point, 23-5, the Tigers outscored the Wildcats by 21 to win 68-65.
- It tied for the fifth-largest comeback in program history and the second largest under Head Coach Brad Brownell.
- The Tigers overcame a 19-point deficit to NC State (31-12) to win 60-50 on Jan. 25, 2011.

CLEMSON'S LARGEST COMEBACK VICTORIES IN PROGRAM HISTORY (RANKED LARGEST TO SMALLEST)

Date	Opponent	Deficit	Final Score
3-2-08	at Maryland	20 (59-39)	73-70
12-9-78	The Citadel	20 (26-6)	71-58
1-25-11	NC State	19 (31-12)	60-50
3-17-90	vs. La Salle	19 (41-22)	79-75
11-12-23	Davidson	18 (23-5)	68-65
12-30-01	Coastal Carolina	18 (37-19)	81-68

CLEMSON HAS OVERCOME HALFTIME DEFICIT 22 TIMES SINCE 2019-20

- Clemson overcame its first halftime deficit of the year and managed to come back and win the game over UAB (11/10).
- The Tigers trailed by three at the break and by a game-high nine points with 7:01 remaining before a 14-0 run put the Tigers in position to win. Clemson would close it out 77-76 on late free throws

QUICK FACTS - CLEMSON

Nickname	Tigers
Location	Clemson, S.C. 29633
Colors	Tiger Orange and Regalia
Founded	1889
Enrollment	27,341
President	Dr. James P. Clements (Maryland-Baltimore County '86)
Director of Athletics	Graham Neff (Georgia Tech '06)
Conference	Atlantic Coast Conference
Facility (Capacity)	Littlejohn Coliseum (9,000)
Year Opened	1968 (Renovated 2015-16)
Record at Facility	597-211
Record Crowd	13,863 (Jan. 9, 1980 vs. Duke)
Head Coach	Brad Brownell (DePauw '91)
Years as full-time college coach (inc. GA)	33
Winning seasons (HC & Asst. & GA)	27
Record as a head coach	414-262
Record at Clemson	247-177
First Year of Basketball	1911-12
Seasons of Basketball	112
Overall Record	1407-1357-1

by Chase Hunter.

- In as many games, the Tigers overcome a second halftime deficit in the championship game against Davidson of the 2023 Asheville Championship.
- Clemson trailed Davidson 23-5, but used an 18-2 run to close the gap and outscored the Wildcats by 21 points the rest of the way to win by three.

OVERCOMING HALFTIME DEFICITS (2019-20 to Present)

Date	Site	Half	Opponent	Half Margin	Final
11-12-23	N	23-28	Davidson	-5	68-65
11-10-23	N	39-42	UAB	-3	77-76
1-28-23	A	33-34	Florida State	-1	82-81
1-21-23	H	26-33	Virginia Tech	-5	26-31
1-14-23	H	30-34	Duke	-4	72-64
1-7-23	A	38-40	Pittsburgh	-2	75-74
1-4-23	A	29-32	Virginia Tech	-3	68-65
12-2-22	H	26-33	Wake Forest	-7	77-57
11-29-22	H	29-35	Penn State	-6	101-94 (20T)
3-5-22	H	30-33	Virginia Tech	-3	63-59
3-2-22	H	27-33	Georgia Tech	-6	68-65
11-9-21	H	24-32	Presbyterian	-8	64-53
2-12-21	H	26-30	Georgia Tech	-4	74-72
1-27-21	H	21-22	Louisville	-1	54-50
1-5-21	H	32-39	NC State	-7	74-70 (OT)
1-2-21	A	32-34	Miami (Fla.)	-2	66-65
12-29-20	H	29-34	Florida State	-5	77-67
3-11-20	N	21-23	Miami (Fla.)	-2	69-64
2-29-20	H	32-39	Florida State	-7	70-69
1-28-20	H	33-35	Syracuse	-2	71-70
1-21-20	H	31-37	Wake Forest	-6	71-68
1-11-20	A	29-39	North Carolina	-10	79-76 (OT)
11-24-19	N	23-25	TCU	-2	62-60 (OT)

OVERCOMING HALFTIME DEFICITS AND WIN BY 20 OR MORE

Date	Site	Half	Opponent	Half Margin	Final
12-2-22	H	26-33	Wake Forest	-7	77-57
11-19-15	H	31-33	Texas Southern	-2	76-56
2-7-98	H	28-29	Wake Forest	-1	71-46
2-5-83	H	32-35	Baptist	-3	81-60
2-3-77	H	32-33	Cleveland State	-1	77-55

ADDED EXPERIENCE

- This year's club will benefit from four transfers who have played a combined 393 college basketball games over 14 seasons of experience. The transfers have a combined 3,978 points, 1,469 rebounds and 754 assists. Clemson added Joseph Girard III (Syracuse), Jack Clark (NC State), Jake Heidbreder (Air Force) and Bas Leyte (UNCG) through the transfer portal.
- Girard III totaled a then-season-high 17 points in the title game of the 2023 Asheville Championship against Davidson (11/12).
- Girard also collected a team-high five assists in the contest. He poured in a season-high 23 points in a win over Boise State (11/19).
- Girard now has 310 threes in his career, just the 12th player in ACC history to do so. He is 10th on the list.
- Heidbreder is redshirting the 2023-24 season.

CLEMSON SIGNS THREE FOR 2024-25; CLASS RANKS 20TH NATIONALLY

- Head Coach Brad Brownell and his staff added **Dallas Thomas** (Little Rock, Ark./Parkview Magnet), **Del Jones** (Largo, Md./AZ Compass Prep) and **Ace Buckner** (Cleveland, Ohio/La Lumiere School) to the Clemson University men's basketball program on Nov. 8. All three signed letters of intent to play for the Tigers

NOTES

beginning in 2024-25.

- The Clemson recruiting class ranks 20th nationally, according to 247Sports, and is fourth in the Atlantic Coast Conference. Thomas and Jones join PJ Hall (Spartanburg, S.C./Dorman) in the 247Sports' top five rated Clemson recruits of all time.

- "I'm excited about the addition of Dallas, Del and Ace to our basketball family. These are three talented players who help solidify our backcourt and perimeter positions. Their an athletic group whose versatility should allow them to play multiple positions and blend well with our team."

- Thomas is a 6-9, 180-pound four-star forward who ranks as the No. 67 overall prospect and second in Arkansas in the 2024 class. He is the No. 24 small forward in the class, according to On3. As a junior, Thomas nearly averaged a double-double with 16.5 points and 9.4 rebounds along with 2.3 assists and 2.1 blocks. He was named to the SBLive Arkansas All-State Second Team.

- "Dallas is a highly skilled forward with tremendous length that allows him to score at all three levels. I love his size and versatility, which will give me the opportunity to utilize him in a variety of ways in our system. Dallas has a great feel for the game and high IQ, having the benefit of being raised by a father who was a good Division I college player and was coached in high school by Arkansas legend Scottie Thurman."

- Thomas chose Clemson over Arkansas, LSU, Memphis and Missouri.

- Jones is a 6-2, 180-pound four-star point guard and ranks as the No. 66 overall player and No. 14 point guard according to ESPN. He ranks No. 90 overall and No. 7 point guard in the 2024 class, according to 247Sports.

- "Del is a superfast combo guard that has played against a lot of great competition in both high school and on the EYBL circuit. Offensively, he excels in the open court by attacking the paint and creating offense for himself and others. He is an explosive athlete whose competitiveness and toughness impressed our staff. We certainly feel like he has the ability to impact the game on both ends of the floor while at Clemson."

- He played for Team Durant on the EYBL Circuit and averaged 10.8 points, 4.5 assists and 3.5 rebounds per game.

- Jones chose Clemson over Arizona State, Oregon, Seton Hall and West Virginia.

- Buckner is a 6-2, 175-pound combo guard who ranks as a three-star, according to On3. Buckner is the son of former Littlejohn Legend Greg Buckner who played for the Tigers from 1994-98.

- Averaged 8.8 points per game with All Ohio Red on the EYBL Circuit. Buckner boasted nearly a 2:1 assist/turnover ratio through 24 games on the circuit. He exploded for a 29-point performance at Peach Jam in July.

- "Ace is another combo guard who is comfortable playing with or without the basketball in his hands. He's an excellent on-ball defender who, with strength, will excel at that end of the floor. Offensively, he can make threes off the bounce or catch and has a quick first step which helps him play in the paint. As a legacy, he has always had a dream to play at Clemson and we couldn't be more excited about the opportunity to add a player of his caliber."

SEASON OPENING DOMINANCE

- With a win Winthrop on Nov. 6, 2023, Clemson won 38-out-of-39 games (38-1) to open a season, which dates back to the 1985-86 season.

- Head coach Brad Brownell is 13-1 in season openers at Clemson.

CLEMSON BOASTS EXPERIENCED ROSTER HEADING INTO 2023-24

- Per StatsPerform research, Clemson boasts the third-most points per game (2022-23 season) on its roster heading into the 2023-24 campaign.

- Clemson returns 52.1 points per game and added 48.0 points per game from its transfer portal class (four).

- The 100.1 points per game is third behind TCU (103.7) and Arkansas (103.3).

HIGHEST TEAM PPG BY PLAYERS ON 2023-24 ROSTERS (PPG TOALED FROM 2022-23 SEASON)

Rank	Team	PPG
1.	TCU	103.7
2.	Arkansas	103.3
3.	Clemson	100.1
4.	Loyola Chicago	98.5
5.	New Mexico	95.5

- In terms of career points scored, Clemson also ranks highly across the country.

- Clemson's roster totals 6,848 collegiate points scored across all players' careers. That ranks as the fourth-best roster nationally.

HIGHEST TEAM TOTAL POINTS ON 2023-24 ROSTERS (PPG TOALED FROM PLAYERS CAREER)

Rank	Team	Points
1.	TCU	8499
2.	Arkansas	7026
3.	St. Bonaventure	6969
4.	Clemson	6848
5.	New Mexico	6660

CLEMSON POSSESSES TOP TIER SCORING DUO

- Per StatsPerform research, Clemson, with the return of PJ Hall and the addition of Joseph Girard III, return the top two scorers in ACC play from last season.

- Girard III averaged 17.8 points per game in league play, while Hall averaged 17.6 in ACC action. When you factor in Chase Hunter, the trio stands at nearly 50.0 points per game (48.6).

- Overall in 2022-23, the duo combined for 31.7 points per game (Hall - 15.3; Girard III - 16.4).

- When you factor in Chase Hunter, the Tigers boast a trio of 45.5 points per game in all games last season.

- Clemson returns a highly effective duo in both PJ Hall and Chase Hunter. With the addition of Joseph Girard III, Clemson boasts the second-highest points per game from a trio in league play in the ACC and t-13th-most in the entire country in Power 6 conferences.

HIGHEST TRIO CONFERENCE PPG ON 2023-24 ROSTERS (POWER 6)

(PPG TOALED FROM PLAYERS' 2022-23 SEASON)

Rank	Team	PPG
1.	St. John's (Dingle/Ledum/Soriano)	56.9
2.	Alabama (Nelson/Estrada/Wrightsell)	56.2
3.	Washington (Calmese/Brooks Jr./Wood)	55.3
4.	New Mexico (Mashburn Jr./House/Muschila)	53.5
5.	Xavier (Olivari/Freemantle/McKnight)	52.6
6.	TCU (Nelson Jr./Tennyson/Miller)	51.8
7.	LSU (Cook/Stewart/Baker)	50.9
8.	North Carolina (Wojcik/Davis/Bacot)	49.2
9.	Oklahoma (Klanjscek/Darhard/McCollum)	49.2
	Kansas (Timberlake/Dickinson/Adams Jr.)	49.2
11.	Memphis (Brown/Walton/Mills)	48.9
12.	Providence (Oduru/Hopkins/Carter)	48.7
13.	Tennessee (Knecht/Gainey/Vescovi)	48.6
	Clemson (Girard III/Hall/Hunter)	48.6

HIGHEST RETURNING TRIO CONFERENCE PPG ON 2023-24 ROSTERS (ACC)

(PPG TOALED FROM PLAYERS' 2022-23 SEASON)

Rank	Team	PPG
1.	North Carolina (Wojcik/Davis/Bacot)	49.2
2.	Clemson (Girard III/Hall/Hunter)	48.6

CLEMSON CONSISTENTLY EXCEEDING PRESEASON EXPECTATIONS

- The Tigers were picked to finished fifth in the ACC this season, as voted on by selected media members.

- Fifth is the highest the Tigers have been picked in the preseason media poll since the 2008-09 season. Clemson was also picked fifth that season.

- Last season, picked 11th in the preseason poll, the Tigers finished with a 14-6 mark, the most conference wins in program history, the Tigers finished eight spots ahead of their projected finish.

- Clemson has exceeded the preseason poll projection 10 times in Head Coach Brad Brownell's 13 full seasons leading the program.

- With a 10-6 record in 2020-21, Clemson finished the season in a tie for fifth place in the ACC standings entering games. The Tigers were picked 10th in the preseason vote by the Atlantic Coast Conference Media -- a five-place improvement over the preseason prediction.

- Brad Brownell's team had the second-best standing relative to its preseason prediction. Only Virginia Tech was better, standing eight spots ahead of its preseason prediction. Virginia Tech was 11th in the preseason media poll and finished in third.

- Brownell's teams have finished equal to or better than its preseason prediction by the ACC media in nine-of-his-previous 12 years. That includes a 10-place improvement in 2017-18 when the Tigers were picked 13th in the preseason and finished third.

- That is the all-time record improvement in ACC history from the preseason to the postseason. That team also reached the Sweet 16 of the NCAA Tournament and Brownell was named the National College Coach of the Year by Sports Illustrated.

CLEMSON ACC STANDING RELATIVE TO PRESEASON RANKING UNDER HEAD COACH BRAD BROWNELL

Year	Preseason	Final Record	Rank	+/-
2023-24	5th	-	-	-

BRAD BROWNELL VS. 2023-24 OPPONENTS

Opponent	at Clemson	Overall
Alabama	3-1	3-1
Alcorn State	0-0	1-0
Boise State	1-0	1-0
Boston College	12-5	12-5
Davidson	3-0	3-0
Duke	4-13	4-13
Florida State	11-17	11-17
Georgia Tech	20-8	20-8
Louisville	5-6	5-6
Memphis	0-0	0-0
Miami (Fla.)	8-10	8-10
North Carolina	3-13	3-15
NC State	12-9	12-10
Notre Dame	3-8	3-8
Pittsburgh	10-2	10-2
Queens	0-0	0-0
Radford	1-0	1-0
South Carolina	6-6	6-6
Syracuse	6-6	6-6
TCU	1-0	1-0
UAB	2-0	2-0
Virginia	3-16	3-16
Virginia Tech	9-11	9-11
Wake Forest	15-3	15-4
Winthrop	2-1	2-1

CLEMSON VS. 2023-24 OPPONENTS

Opponent	Overall
Alabama	8-4
Alcorn State	1-0
Boise State	1-0
Boston College	20-9
Davidson	26-18
Duke	33-112
Florida State	37-46
Georgia Tech	76-67
Louisville	5-9
Memphis	0-0
Miami (Fla.)	16-16
North Carolina	23-135
NC State	58-105
Notre Dame	3-8
Pittsburgh	10-3
Queens	0-0
Radford	4-0
South Carolina	80-92
Syracuse	8-6
TCU	3-0
UAB	2-2
Virginia	54-81
Virginia Tech	19-23
Wake Forest	67-101
Winthrop	10-2

2022-23	11th	14-6	3rd	+8
2021-22	11th	8-12	10th	+1
2020-21	10th	10-6	5th	+5
2019-20	11th	9-11	8th	+3
2018-19	6th	9-9	9th	-3
2017-18	13th	11-7	3rd	+10
2016-17	11th	6-12	12th	-1
2015-16	12th	10-8	7th	+5
2014-15	11th	8-10	9th	+2
2013-14	14th	10-8	6th	+8
2012-13	8th	5-13	11th	-3
2011-12	7th	8-8	7th	E
2010-11	7th	9-7	4th	+3

BOLD signifies years that Clemson finished at least even with preseason rank.

GAMES WITH AT LEAST 40.0 PERCENT 3-POINT SHOOTING

- Below is yearly rundown of games Clemson has shot at least 40 percent on three-point shots, total games played and Clemson's record when shooting at least 40 percent on threes.

GAMES WITH 40.0 PERCENT 3-POINT SHOOTING			
Year	40% Games-Total Games	W-L	
1986-87	18-31	16-2	



NOTES

LITTLEJOHN COLISEUM

First Game: Nov. 30, 1968 (Clemson 76, Georgia Tech 72)
Games: 808
Overall Record: 597-211 (.739)
Non-Conference: 364-44 (.892) | **ACC:** 234-167 (.584)
Brownell Era: 149-49 (.753) | **Non-Cont:** 75-12 (.862) | **ACC:** 74-35 (.679)
Total Attendance (Avg.): 6,517,471 (8,067)
Total Attendance (Avg. Minus COVID-19): 6,495,868 (8,161)
Most Wins / Season: 16 (2006-07; 2013-14)

LITTLEJOHN COLISEUM HOME RECORD

Year	Overall	Pct.	Attn.	Avg.
1968-69	4-7	.364	55,150	5,014
1969-70	6-5	.546	50,877	4,625
1970-71	8-4	.667	63,488	5,291
1971-72	6-4	.600	81,278	8,128
1972-73	9-2	.818	85,750	7,795
1973-74	9-4	.692	103,519	7,963
1974-75	11-1	.917	113,515	9,460
1975-76	8-5	.615	107,220	8,248
1976-77	13-2	.867	134,841	8,883
1977-78	10-5	.667	138,115	9,208
1978-79	13-3	.813	144,535	9,033
1979-80	15-0	1.000	130,900	8,727
1980-81	12-4	.750	145,792	9,112
1981-82	11-5	.688	139,731	8,733
1982-83	9-7	.563	131,063	8,191
1983-84	11-5	.688	129,600	8,100
1984-85	12-4	.750	130,136	8,134
1985-86	14-5	.737	144,699	7,616
1986-87	15-2	.882	142,274	7,328
1987-88	12-4	.750	117,250	7,328
1988-89	13-1	.929	114,123	8,151
1989-90	14-0	1.000	122,540	8,753
1990-91	9-7	.563	121,314	7,582
1991-92	12-4	.750	114,691	7,168
1992-93	11-5	.688	113,803	7,113
1993-94	11-4	.733	108,074	7,205
1994-95	11-5	.688	116,754	7,297
1995-96	14-2	.875	150,037	9,377
1996-97	12-3	.800	147,019	9,801
1997-98	11-3	.786	156,103	11,151
1998-99	12-3	.800	141,728	9,449
1999-00	7-9	.438	142,679	8,918
2000-01	9-7	.563	137,909	8,619
2001-02	8-8	.500	139,954	8,747
2002-03	5-4	.555	80,600	8,956
2003-04	10-6	.625	122,900	7,681
2004-05	10-5	.667	111,886	7,459
2005-06	12-4	.750	106,251	6,641
2006-07	16-4	.800	147,122	7,356
2007-08	14-2	.875	137,739	8,609
2008-09	13-3	.813	135,619	8,476
2009-10	14-2	.875	151,442	9,465
2010-11	15-2	.882	140,920	8,289
2011-12	11-5	.688	125,249	7,828
2012-13	8-7	.533	118,305	7,887
2013-14	16-3	.842	142,231	7,486
2014-15	11-6	.611	129,800	7,635
2015-16	Home games held in Greenville, S.C. due to renovation			
2016-17	11-6	.611	123,442	7,262
2017-18	15-1	.938	123,895	7,743
2018-19	14-5	.737	133,290	7,015
2019-20	11-6	.647	116,139	6,832
2020-21*	11-1	.912	21,613	1,801
2021-22	11-5	.688	106,578	6,662
2022-23	15-2	.882	110,795	6,518
2023-24	3-0	1.000	17,900	5,967

* - limited capacity due to COVID-19 regulations and protocols (1,876 max capacity).

Largest Crowds

Attendance	Date	W/L	Results
13,863	1-9-1980	W	Clemson 87, Duke 82 (OT)
13,136	2-28-1990	W	Clemson 97, Duke 93
12,632	1-29-1977	W	Clemson 93, UNC 73
12,611	1-7-1987	W	Clemson 73, NC State 69
12,267	1-19-1981	L	Virginia 74, Clemson 59
12,258	1-17-1981	L	Maryland 68, Clemson 62 (OT)
12,013	2-24-1990	W	Clemson 69, UNC 61
11,909	1-11-1978	L	Duke 107, Clemson 85
11,800	1-22-1975	W	Clemson 83, Maryland 82
11,800	2-22-1975	W	Clemson 92, NC State 70
11,800	1-24-1976	L	Virginia 69, Clemson 62
11,742	1-23-1988	W	Clemson 69, S. Carolina 65

Note: The arena was named for J.C. Littlejohn, a long-time Clemson University employee, for many years the school's business manager.

1987-88	8-29	4-4
1988-89	10-30	8-2
1989-90	10-35	8-2
1990-91	8-28	4-4
1991-92	14-28	7-7
1992-93	10-30	8-2
1993-94	13-34	10-3
1994-95	11-28	7-4
1995-96	8-29	5-3
1996-97	6-33	6-0
1997-98	11-32	8-3
1998-99	9-35	4-5
1999-00	11-30	4-7
2000-01	7-31	2-5
2001-02	9-30	5-4
2002-03	9-28	6-3
2003-04	6-28	4-2
2004-05	7-32	5-2
2005-06	7-32	6-1
2006-07	11-36	8-3
2007-08	12-34	10-2
2008-09	11-32	9-2
2009-10	13-32	12-1

BROWNELL ERA

2010-11	10-34	6-4
2011-12	12-31	8-4
2012-13	9-31	9-0
2013-14	6-36	4-2
2014-15	3-31	3-0
2015-16	8-31	5-3
2016-17	10-33	7-3
2017-18	12-35	12-0
2018-19	8-34	6-2
2019-20	5-31	5-0
2020-21	9-24	6-3
2021-22	15-33	11-4
2022-23	12-33	11-1
2023-24	3-6	3-0

TOTAL 262-99 (.726)

- Clemson is 96-26 under Brownell when the Tigers make at least 40.0 percent on 3-point shots.

HEAD COACH BRAD BROWNELL EARNS 400TH CAREER WIN

- With Clemson's 72-64 win over No. 24 Duke, Head Coach Brad Brownell won his 400th career game.
- Brownell now has 233 wins at Clemson. He won 84 at Wright State and 83 at UNC Wilmington prior to arriving in Tigertown.
- Of note, three years ago on Jan. 11, 2020 Clemson ended the streak at Chapel Hill and won for the first time at North Carolina. The team followed that up by beating No. 3 Duke at home a few days later on Jan. 14 which moved coach Brownell to the top of the win list at Clemson.
- This year on Jan. 11, Clemson topped Louisville to give Clemson its first 6-0 start to ACC play in school history. They followed it up with a home win over No. 24 Duke on Jan. 14 to give coach Brownell his 400th career win.
- Not only was Clemson's win over Duke this past Saturday Brad Brownell's 400th career victory, it was the 400th ACC regular season victory in Clemson history.

-- IT'S ALL IN THE FAMILY --

CURRENT BROTHERS AND/OR TWINS PLAYING ON THE SAME TEAM

- Chase and Dillon Hunter playing together for the second season in a row.
- The Hunters are one of 21 sets of brothers nationwide to play on the same team.
- The Hunters join Trevor and Devin Booker, George and John Coakley, Horace and Harvey Grant, Eddie and George Krajack and Donnie, Richie, Randy and Tom Mahaffey and Jack and Daniel Nauseef.
- The list below is ordered alphabetically by school.

Taran and Tre Armstrong, California Baptist
Ryan and Robby Beasley, San Francisco
Eliyas and Jaiden Delaire, San Diego
Caleb and Josh Furst, Purdue
Guillermo Diaz and Jorge Diaz Graham, Pitt (twins)
Chase and Dillon Hunter, Clemson
Isaac and K.J. Hymes, Nevada
Precious and Promise Idiaru, Kansas City (twins)
Milos and Veljko Ilic, Loyola-Maryland (twins)

TIGERS IN THE NBA

Randy Mahaffey, F	
Kentucky Colonels	1968-69
New York Nets	1969-70
Carolina Cougars	1970-71

Skip Wise, G	
San Antonio Spurs	1975-76

Tree Rollins, C	
Atlanta Hawks	1978-88
Cleveland Cavaliers	1989-90
Detroit Pistons	1990-91
Houston Rockets	1991-93
Orlando Magic	1993-95

Larry Nance, F	
Phoenix Suns	1982-88
Cleveland Cavaliers	1988-94

Horace Grant, F	
Chicago Bulls	1988-94
Orlando Magic	1994-99, 2001-03
Seattle Supersonics	1999-2000
Los Angeles Lakers	2000-01, 2003-04

Devin Gray, F	
San Antonio Spurs, Sacramento Kings	1996-97
Houston Rockets	1999-2000

Elden Campbell, C	
Los Angeles Lakers	1990-99
Charlotte/New Orleans Hornets	1999-2002
Seattle Supersonics	2002-03
Detroit Pistons	2003-05

Dale Davis, F	
Indiana Pacers	1991-2000, 2004-05
Portland Trailblazers	2000-04
Golden State Warriors	2004-05
Detroit Pistons	2005-07

Chris Whitney, G	
San Antonio Spurs	1993-95
Washington Wizards	1995-2002, 2003-04
Denver Nuggets	2002-03
Orlando Magic	2002-03

Sharone Wright, C	
Philadelphia 76ers	1994-95
Toronto Raptors	1995-98

Greg Buckner, G	
Dallas Mavericks	1999-2002, 2006-07
Philadelphia 76ers	2002-04
Denver Nuggets	2004-06
Minnesota Timberwolves	2007-08
Memphis Grizzlies	2008-09

Harold Jamison, F	
Miami Heat	1999-2000
Los Angeles Clippers	2001-02

Will Solomon, G	
Memphis Grizzlies	2001-02
Toronto Raptors, Sacramento Kings	2008-09

Trevor Booker, F	
Washington Wizards	2010-14
Utah Jazz	2014-16
Brooklyn Nets	2016-18
Indiana Pacers	2018

K.J. McDaniels, G	
Philadelphia 76ers	2014-15
Houston Rockets	2015-17
Brooklyn Nets	2017
Toronto Raptors	2017

Jaron Blossomgame, F	
Cleveland Cavaliers	2018-19

Donte Grantham, F	
Oklahoma City Thunder	2018-19

Hunter Tyson, F	
Denver Nuggets	2023-24

NOTES

1,000 POINT SCORERS

CLEMSON TIGER BASKETBALL 1,000-POINT CLUB

Rk	Name	Years	GP	Avg	Pts
1.	Elden Campbell*	1986-90	123	15.3	1880
2.	Terrell McIntyre*	1995-99	126	14.6	1839
3.	Butch Zatezalo*	1967-70	75	23.5	1761
4.	Greg Buckner*	1994-98	122	14.4	1754
5.	Jaron Blossomgame	2013-17	128	13.5	1733
6.	Trevor Booker*	2006-10	134	12.9	1725
7.	Horace Grant*	1983-87	122	13.9	1696
8.	K.C. Rivers*	2005-09	134	12.6	1684
9.	Dale Davis*	1987-91	121	13.6	1650
10.	Bill Yarborough*	1952-57	85	18.3	1553
11.	Vincent Hamilton*	1980-85	116	13.2	1530
12.	Marquise Reed	2016-19	99	15.0	1484
13.	Cliff Hammonds*	2004-08	134	10.9	1465
14.	Tree Rollins*	1973-77	110	13.3	1463
15.	Will Solomon	1998-01	94	15.2	1431
16.	Stan Rome	1974-78	109	12.5	1365
	Demontez Stitt	2007-11	126	10.8	1365
18.	Vince Yockel*	1955-58	74	18.2	1350
19.	Larry Nance*	1977-81	117	11.5	1341
20.	Devin Gray	1991-95	94	14.1	1322
21.	Jim Brennan*	1961-64	76	17.3	1317
22.	Sharone Wright*	1991-94	92	14.2	1308
23.	Vernon Hamilton	2003-07	127	9.7	1238
24.	Harold Jamison	1995-99	129	9.5	1231
25.	Jim Sutherland*	1964-67	71	17.3	1230
26.	Edward Scott*	1999-03	112	10.9	1226
27.	Andre Young	2008-12	129	9.5	1223
28.	Shawan Robinson	2002-06	120	9.8	1177
29.	Randy Mahaffey*	1964-67	73	16.0	1171
	PJ Hall	2020-pres.	90	13.0	1171
31.	Sharrod Ford	2001-05	118	9.8	1154
	Devin Booker	2009-13	128	9.0	1154
33.	Choppy Patterson*	1959-63	76	14.8	1131
34.	Jerry Pryor	1985-89	123	9.1	1124
35.	Aamir Simms	2017-21	122	9.2	1122
36.	Donte Grantham	2014-18	114	9.6	1100
37.	Hunter Tyson	2018-23	137	8.0	1098
38.	Shelton Mitchell	2016-19	94	11.6	1084
39.	Billy Williams*	1977-80	85	12.7	1078
40.	Johnny Snee	1948-52	82	13.1	1077
41.	Colon Abraham	1874-78	106	10.0	1061
42.	K.J. McDaniels	2011-14	94	11.0	1035
43.	Richie Mahaffey	1966-70	75	13.6	1019
44.	Derrick Johnson	1975-79	111	9.1	1014
45.	Fred Gilliam	1979-83	115	8.8	1010

Note: Names in bold played for Head Coach Brad Brownell;
* - signifies Clemson Hall of Fame

Amhad and Armon Jarrard, IUPUI
Braden and Shae Korpela, Washington State (twins)
Keyshaun and Kobe Langley, UNGC (twins)
Marcus and Myles Rigsby, Troy
Payton and Pryce Sandfort, Iowa
Caleb and Isaiah Shaw, Baylor
Jason and Greg Spurgin, Bowling Green
D.J. Wagner and Kareem Watkins, Kentucky
Kareem and Kaseem Watson, CSU Bakersfield (twins)
Jarron and Jariyon Wilkens, Southern (twins)
Carter and Hayden Welling, UC Irvine
Lamar and Shamar Wright, SIUE (twins)

IT'S IN THE CLEMSON FAMILY

- While current Special Assistant to the Head Coach, Jeff Reynolds, was an assistant at UNGC in 1995, he recruited the Tigers' second all-time leading scorer and current Director of Player Development Terrell McIntyre. Needless to say, Reynolds is happy to finally be working with McIntyre.
- Current undergraduate manager Conner Pederson is the son of former basketball manager and current Coastal Carolina women's basketball Head Coach Kevin Pederson.
- Conner is in his senior year and fourth working with the men's program. His sister, Clary, works with the women's program.
- Conner's mom, Adair, was as student worker in the sports information office for longtime SID and current basketball radio analyst Tim Bourret. Adair's father, Gary Clary, worked as a student in sports information for legendary SID Bob Bradley.

-- MISCELLANEOUS RECORDS --

*LITTLEJOHN COLISEUM

- The Tigers are 80-20 (.800) dating back to the beginning of the 2017-18 season on their home floor.
- Since the inception of the newly renovated Littlejohn Coliseum (2016-17 season), the Tigers are 91-26 overall (.778 percent).
- In non-conference regular season games, the Tigers are 43-3

during that span (.935 percent).

- In total non-conference games, including home NIT games, the Tigers are 44-6 (.880 percent).

CLEMSON SEASON BREAKDOWN BY UNIFORM

- In 2017-18 the Tigers debuted three new jerseys to their arsenal, including a new version of its home white and road orange uniform. They also debuted purple, anthracite and throwback jerseys.
- Clemson wore its 2017-18 home whites the most last season, wearing them for 19-out-of-their-32 regular season games.
- With the exception of one home game in which Clemson wore 1990's throwback home white uniform against Pittsburgh, the Tigers wore its 17-18 home whites on the road in a 14-point win at Ohio State. The Buckeyes wore all red that night.
- They also wore white during their two-point triumphant comeback win over then No. 22-ranked Florida on Dec. 16 in the Orange Bowl Classic.
- 18 of the Tigers' 25 wins in 2017-18 came while wearing their home whites.

CLEMSON'S RECORD BY UNIFORM (17/18-pres.)

Uniform	Times Worn	Wins	Losses
Home White	102	83	19
Road Orange	64	28	36
Home Orange	1	1	0
90's Throwback Home White	14	6	8
Home Purple	1	1	0
Purple	7	2	5
Anthracite	5	1	4

TIGERS WON 15 IN A ROW AT LITTLEJOHN

- Clemson extended its home winning streak to 15 with a 72-51 win over Georgia Tech on Jan. 24.
- That 15-game home winning streak was the longest for the Clemson program since the Tigers had a 12-game home streak between Jan. 27, 2021 and Jan. 4, 2022. Virginia broke the streak with a 75-65 win over the Tigers on Jan. 4, 2022.
- Clemson last had a 15-game home streak between March 1, 2017 and Feb. 18, 2018. Duke broke the streak with a 66-57 win over the Tigers on Feb. 18, 2018.
- The longest home winning streak in Clemson history is a 29-game from Jan. 7, 1989 to December 15, 1991. Charlotte ended that 29-game streak with a 108-100 victory.
- Overall, the 15-game winning streak is now tied for sixth longest in school history.

CLEMSON'S LONGEST HOME WINNING STREAKS

Streak First Win	Streak Ended	Length
1-7-89, Maryland, 75-58	12-15-91, Charlotte, 100-108	29
2-21-79, Duke, 70-49	1-17-81, Maryland, 62-68 (OT)	24
2-12-06, Maryland, 89-77	1-6-08, UNC, 88-90 (OT)	19
1-12-08, FSU, 97-85 (2OT)	1-17-09, Wake Forest, 68-78	16
1-30-85, UNC, 52-50	1-11-86, Virginia, 81-83	16
3-1-17, NC State, 78-74	2-18-18, Duke, 57-66	15
1-16-51, Furman, 85-59	12-6-52, Georgia, 55-57	15
2-23-22, Wake Forest, 80-69	2-4-23, Miami (Fla.), 74-78	15
3-2-82, Duke, 93-86	1-21-84, Virginia, 73-74	12
3-1-95, NC State, 62-45	1-27-96, NC State, 61-64	12
1-27-21, Louisville, 54-50	1-4-22, Virginia, 65-75	12

-- CLEMSON TIGERS IN THE NBA --

HUNTER TYSON DRAFTED 37TH OVERALL BY DENVER NUGGETS

- Tyson was selected 37th overall by the Oklahoma City Thunder in the second round of the 2023 NBA Draft on June 22. The pick was made by the Denver Nuggets as part of a previously agreed upon trade.
- Tyson was selected the highest in the NBA Draft by a Tigers since K.J. McDaniels was picked 32nd by the Philadelphia 76ers in 2014. He was the first Tiger selected since Jaron Blossomgame in the 2017 NBA Draft (59th overall).
- Tyson earned his first career All-ACC honor last season and was named to the All-ACC First Team for his performance in 2022-23. Tyson put together a career year this past season season.
- He averaged a team-best 15.3 points and 9.6 rebounds per game while shooting 47.9 percent from the floor, 40.5 percent from three and 83.8 percent at the free throw line. In league play, he was even better. He averaged 16.4 points and 9.9 rebounds while shooting 50.5 percent and 84.3 percent at the charity stripe.
- He was named the 2023 ACC Skip Prosser Scholar-Athlete of the Year for his work on the court and in the classroom.
- Tyson became the 44th player in Clemson history to amass 1,000 career points and has since moved into the top 40 all time. He was named to the 2023 Naismith Hall of Fame Karl Malone Award Top 10 and the 2023 USBWA Oscar Robertson Trophy Award Midseason Watch List.
- He collected 16 double-doubles which tied him for eighth all-

CLEMSON BIRTHDAYS

February 7	Chauncey Wiggins
February 14	Jack Clark
February 16	Asa Thomas
February 21	PJ Hall
March 1	Ian Schieffelin Andrew Latiff
March 4	Josh Beadle
March 5	Jake Heidbreder
April 4	Bas Leyte
April 8	Chase Hunter
April 16	Dillon Hunter
June 10	RJ Godfrey
June 17	Alex Hemenway
August 1	Matt Kelly
September 29	Daniel Nauseef
November 15	Brad Brownell
November 27	Joseph Girard III

time in Clemson history for a single season with Sharone Wright (1992-93). It is the most in a season since Wright posted 18 in 1993-94.

- Tyson ranked 11th in the nation in double-doubles and is second in the ACC. He's first in defensive rebounding per game (8.26) and second nationally. His 325 rebounds are fourth in the league and 18th nationally.
- The Monroe, N.C. native became just the 17th player in Clemson history to eclipse 1,000 points and 600 rebounds in a career. In Clemson's win over the Wolfpack (Feb. 25), Tyson became the all-time games played leader in Clemson history (136).

TYSON SHOWS OUT IN 2023 NBA SUMMER LEAGUE

- Tyson was named to the NBA 2K24 All-Summer League First Team after an outstanding showing in Las Vegas.
- Tyson averaged 20.8 points and 6.0 rebounds, while shooting 54.1 percent from the field and 50.0 percent from three.
- Here are Tyson's five games presented statistically:

- 7/7 vs Milwaukee: 27 minutes, 21 points, 5 rebounds, 1 assist, 1 steal, 1 block, 7/13 FG, 3/7 3P, 4/5 FT
- 7/9 vs Atlanta: 24 minutes, 16 points, 3 rebounds, 3 assists, 1 block, 5/10 FG, 2/4 3P, 4/5 FT
- 7/12 vs Utah: 31 minutes, 19 points, 12 rebounds, 2 assists, 1 steal, 5/12 FG, 3/9 3P, 6/6 FT
- 7/14 vs Miami: 27 minutes, 31 points, 4 rebounds, 2 assists, 11/13 FG, 7/9 3P, 2/2 FT, +43
- 7/15 vs New York: 36 minutes, 17 points, 6 rebounds, 1 assist, 2 steals, 1 block, 5/13 FG, 3/7 3P, 4/5 FT

HUNTER TYSON MAKES NBA DEBUT

- Hunter Tyson made his NBA debut against the Oklahoma City Thunder on Oct. 29, 2023. Tyson played three minutes and grabbed one rebound.
- Tyson scored his first career NBA points at the Minnesota Timberwolves on November 1. He played a season-high four minutes and finished 1-for-2 from the field with his first basket coming on a dunk. He also added a rebound.

PARKER FOX - MILWAUKEE BUCKS FRONT OFFICE

- Parker Fox (2018-22) spent three seasons as a walk-on for the Tiger basketball team before earning a scholarship his senior season in 2021-22.
- Fox graduated from Clemson and immediately began work as a Basketball Operations intern in the Milwaukee Bucks front office.

GREG BUCKNER - ASSOCIATE HEAD COACH, CLEVELAND CAVALIERS

- Greg Buckner (1994-98) has served on an NBA coaching staff since 2017. He started as an assistant for the Memphis Grizzlies from 2017-19 and has been with the Cleveland Cavaliers since 2020.
- Buckner was promoted from assistant to associate head coach prior to the 2022 season and currently serves in that role.
- Buckner enjoyed a long playing career in the NBA: Dallas Mavericks (1999-02, 2006-07), Philadelphia 76ers (2002-04), Denver Nuggets (2004-06), Minnesota Timberwolves (2007-08) and Memphis Grizzlies (2008-09).

-- NO. 1 GUARD CHASE HUNTER --

HUNTER SETS CAREER-HIGH ASSIST MARK

- Chase Hunter totaled 11 assists against Syracuse (2/22/23). That set a new career-best for Hunter.
- The 11 assists tied for the most by an individual player during the Brad Brownell Era (since 2010).

NOTES

CLEMSON PLAYERS WITH AT LEAST 11 ASSISTS IN A GAME SINCE 2010

Date	Player	Opponent	Assists
2-22-23	Chase Hunter	Syracuse	11
2-6-21	Clyde Trapp	Syracuse	11
1-28-18	Marcquise Reed	Georgia Tech	11

-- NO. 4 FORWARD IAN SCHIEFFELIN --

- Ian Schieffelin tied his career high with 14 rebounds in an 85-77 win at Alabama (11/28). He's the 12th Clemson player since 2010-11 to post at least 14 rebounds in a game and just the fifth to do it in a true road game.
- Schieffelin demolished his previous career high with a 20 point performance on 9-of-13 shooting from the floor in the season opener against The Citadel in 2022 (11/6/22)
- The nine made field goals also served as a career high.
- Schieffelin had a monster night on the boards, tallying a career-best 14 rebounds. He secured a career-best nine on the offensive glass.
- The nine offensive rebounds were the most for a Tiger since James Mays had 10 at Maryland on Jan. 13, 2007.
- It was the most by a Tiger in Littlejohn since Sharrod Ford had 10 vs. Georgia Tech on Feb. 28, 2004.

CLEMSON PLAYERS WITH AT LEAST 14 REBOUNDS IN A GAME SINCE 2010

Date	Player	Opponent	Rebounds
11-28-23	Ian Schieffelin	at Alabama	14
1-17-23	Hunter Tyson	at Wake Forest	14
1-4-23	Hunter Tyson	at Virginia Tech	14
12-30-22	Hunter Tyson	NC State	15
12-7-22	Hunter Tyson	Towson	14
11-7-22	Ian Schieffelin	The Citadel	14
11-5-19	Aamir Simms	Virginia Tech	15
12-18-18	Elijah Thomas	Charleston Southern	14
2-18-18	Elijah Thomas	Duke	15
1-3-18	Donte Grantham	at Boston College	14
11-24-17	Elijah Thomas	Texas Southern	16
11-16-17	Elijah Thomas	Ohio	15
11-25-16	Sidy Djitte	High Point	15
11-20-16	Sidy Djitte	Oklahoma	14
2-10-15	Jaron Blossomgame	Notre Dame	14
3-18-14	KJ McDaniels	Georgia State	14
3-2-14	KJ McDaniels	Maryland	14
1-11-14	Jaron Blossomgame	Duke	14
11-21-13	Landry Nnoko	Temple	15
1-27-13	Milton Jennings	Virginia Tech	14
1-8-13	Devin Booker	at Duke	15
11-29-11	Tanner Smith	at Iowa	14
11-25-11	Milton Jennings	Furman	14
11-19-11	Devin Booker	College of Charleston	14
11-11-11	Tanner Smith	Gardner-Webb	14

-- NO. 11 GUARD JOSEPH GIRARD III --

JOSEPH GIRARD III ACHIEVES 1,700 CAREER POINTS; 300 CAREER 3-POINTERS

- With a 23-point performance in an 85-68 win over Boise State, his highest of the season, Joseph Girard III went over 1,700 points for his career.
- Girard notched his 300th career 3-pointer in a win over Davidson (11/12) in the 2023 Asheville Championship.
- Dating back to the 1992-93 season, Girard became just the 31st player to collect 1,700 points, 300 3-pointers and 450 assists.
- He is just the second ACC player on the list, joining Duke's Jay Williams (2000-02). His former assistant coach and Syracuse player Gerry McNamara is also on the list.
- Girard is is just the third player since 2019-20 (his freshman season at Syracuse) to amass 1,700 points, 300 3-pointers and 450 assists. He joins Antoine Davis (Detroit) and Jordan "Jelly" Walker (UAB).

LIST OF ACC PLAYERS WITH 300 OR MORE CAREER 3-POINTERS

Player, School	Years	3FG
1. JJ Redick, Duke	2003-06	457
2. Curtis Staples, Virginia	1995-98	413
3. Dennis Scott, Georgia Tech	1988-90	351
4. Trajan Langdon, Duke	1995-99	342
5. Scott Wood, NC State	2010-13	334
6. Randolph Childress, Wake Forest	1991, 93-95	329
7. Rodney Monroe, NC State	1988-91	322
8. Justin Gray, Wake Forest	2003-06	319
9. Joseph Girard III, Clemson/Syracuse	2020-Pres.	314
10. Jay Williams, Duke	2000-02	313
11. Buddy Boeheim, Syracuse	2019-22	309
12. Tony Atkins, Georgia Tech	1999-02	301

ACC CAREER FREE THROW PERCENTAGE

(minimum two years played, 200 free throws or 2.5 made/game)

Player, School	Years	FT	FTA	Pct.
1. JJ Redick, Duke	2003-06	662	726	.912
2. Jack McClinton, Miami (Fla.)	2007-09	332	369	.900
3. Scott Wood, NC State	2010-13	233	263	.886
4. Malcolm Brogdon, Virginia	2013-16	422	482	.876
5. Charlie Davis, Wake Forest	1969-71	578	662	.873
6. Roger Mason, Virginia	2000-02	318	366	.869
7. Luke Kennard, Duke	2016-17	248	286	.867
8. Trajan Langdon, Duke	1995, 96-99	386	448	.862
9. Jon Scheyer, Duke	2007-10	608	706	.861
Joseph Girard III, Clemson/Syracuse	2020-24	298	346	.861
11. Marcquise Reed, Clemson	2017-19	366	426	.859

-- NO. 12 GUARD ALEX HEMENWAY --

THREE-POINT FIELD GOAL PERCENTAGE LEADERS IN CLEMSON HISTORY

(Min. 50 Attempts)

Rk	Name	Yrs	Years	FGM	FGA	Pct.
1.	Michael Tait	2	1985-87	70	136	.515
2.	Marc Campbell	4	1980-84	37	73	.507
3.	Anthony Jenkins	4	1982-87	91	199	.457
4.	Michael Brown	1	1986-87	34	76	.447
5.	Alex Hemenway	4	2019-Pres.	124	289	.429
6.	Chris Whitney	2	1991-93	167	404	.413
7.	Terrence Oglesby	2	2007-09	177	448	.395
8.	Avry Holmes	2	2015-17	119	306	.389
9.	Bruce Martin	4	1991-95	129	336	.384
10.	K.C. Rivers	4	2005-09	281	729	.385

-- NO. 24 CENTER PJ HALL --

CLEMSON ALL-CONFERENCE CENTERS

Year	Player
2023	PJ Hall
1993-94	Sharone Wright
1988-90	Elden Campbell
1986-87	Horace Grant
1975-77	Tree Rollins
1938-40	Banks McFadden

CONSECUTIVE 20-POINT GAMES TO OPEN A SEASON

- PJ Hall scored 20 points in a season-opening win over Winthrop on Nov. 6 and then followed it up with a 27-point performance in a 77-76 win over UAB in the first round of the 2023 Asheville Championship.
- Hall became the first player since 1999-00 to accomplish the feat, which was done by Will Solomon. Before that, it had been since 1986-87 when the Tigers' lone ACC Player of the Year, Horace Grant, netted 20+ in games against Georgia State and Boston University.
- In total, Clemson has had six players accomplish this with just one that has advanced the streak past two games.
- The record is held by Bill Yarborough during the 1954-55 season. He scored 20+ points in the first 16 games of the season from Dec. 1 to Feb. 5.

CONSECUTIVE 20-POINT GAMES TO OPEN THE SEASON

Year	Player	Date	Opponent	Points
2023-24	PJ Hall	11-10-23	UAB	27
		11-6-23	Winthrop	20
1999-00	Will Solomon	11-21-99	Wofford	27
		11-19-99	ETSU	21
1986-87	Horace Grant	11-29-86	Boston U.	27
		11-28-86	Georgia State	30
1970-71	Dave Thomas	12-5-70	Mercer	20
		12-3-70	Furman	20
1963-64	Jim Brennan	12-5-63	Georgia	25
		12-3-63	North Carolina	24
1954-55	Bill Yarborough	2-5-55	NC State	28
		2-4-55	Wake Forest	24
		2-1-55	Presbyterian	29
		1-29-55	Furman	20
		1-18-55	South Carolina	46
		1-15-55	North Carolina	26
		1-11-55	Duke	25
		1-8-55	Maryland	33
		1-4-55	Tennessee Tech	23
		1-3-55	Tennessee	20
		12-17-54	Virginia	40
		12-14-54	NC State	30
		12-7-54	Georgia	33
		12-4-54	North Carolina	25
		12-3-54	Duke	21
		12-1-54	Presbyterian	34

HALL'S CAREER DOUBLE-DOUBLES

- PJ Hall totaled his first double-double of the season against Alcorn State. Hall has seven in his career.

PJ HALL DOUBLE-DOUBLES

Date	Opponent	Points	Rebounds
11-24-23	Alcorn State	29	10
3-10-23	Virginia	13	10
1-28-23	Florida State	17	10
1-7-23	at Pittsburgh	12	10
12-21-22	at Georgia Tech	25	10
1-25-22	at Duke	14	10
1-18-22	at Syracuse	19	11
12-11-21	vs. Drake	22	13

CLEMSON PLAYERS WITH AT LEAST 28 POINTS ON THE ROAD SINCE 2010

Date	Player	Opponent	Points
2-18-23	PJ Hall	Louisville	28
2-15-22	PJ Hall	Florida State	28
2-21-18	Marcquise Reed	Virginia Tech	28
2-20-16	Jaron Blossomgame	NC State	33
2-11-14	KJ McDaniels	Notre Dame	30

CLEMSON PLAYERS WITH AT LEAST 28 POINTS IN ANY GAME SINCE 2010

Date	Player	Opponent	Points
11-24-23	PJ Hall	Alcorn State	29
2-18-23	PJ Hall	at Louisville	28
2-15-22	PJ Hall	at Florida State	28
1-28-20	Tevin Mack	Syracuse	32
2-23-19	Marcquise Reed	Boston College	31
1-16-19	Marcquise Reed	Georgia Tech	30
3-23-18	Gabe DeVoe	vs. Kansas	31
2-21-18	Marcquise Reed	at Virginia Tech	28
12-13-16	Jaron Blossomgame	S.C. State	29
3-1-16	Jaron Blossomgame	Virginia	31
2-20-16	Jaron Blossomgame	at NC State	33
2-8-16	Jaron Blossomgame	Georgia State	30
3-18-14	K.J. McDaniels	Georgia State	30
2-11-14	K.J. McDaniels	at Notre Dame	30
1-27-11	Milton Jennings	Virginia Tech	28
1-21-11	Andre Young	Georgia Tech	29

HALL SCORES 29 IN WIN OVER ALCORN STATE

- PJ Hall scored 29 points in the Tigers 90-69 win over Alcorn State (11/24). It set a new career high and was just the sixth game of at least 28 points by a Clemson center in the last 30 years.
- The game also marked Hall's eighth career double-double.
- The only other Clemson centers to score at least 28 points in a game since 1992 are Trevor Booker and Chris Hobbs. Booker did it twice in 2007-08, in consecutive games against Charlotte (32) and Florida State (29). Booker also had a 31-point game as a senior against Western Carolina, but he was a power forward that year. Raymond Sykes was the center in 2009-10.

HIGHEST SCORING GAMES BY CLEMSON CENTER IN THE LAST 30 YEARS

Player	Date	Site-Opponent	Points
Trevor Booker	1-9-2008	H-Charlotte	32
Trevor Booker	1-12-2008	H-Florida State	29
PJ Hall	11-24-2023	H-Alcorn State	29
PJ Hall	2-15-2022	A-Florida State	28
PJ Hall	2-18-2023	A-Louisville	28
Chris Hobbs	11-27-2001	H-Virginia	28

HIGHEST SCORING AVERAGES BY CENTERS IN CLEMSON HISTORY

Year	Player	Height	Class	Avg.
1986-87	Horace Grant	6-10	Sr.	21.0
1987-88	Elden Campbell	6-10	So.	18.8
1990-91	Dale Davis	6-10	Sr.	17.9
1988-89	Elden Campbell	6-10	Jr.	17.5
1964-65	Randy Mahaffey	6-7	So.	17.3
1966-67	Randy Mahaffey	6-7	Sr.	16.8
1967-68	Randy Mahaffey	6-7	Jr.	16.6
1989-90	Elden Campbell	6-10	Sr.	16.4
2021-22	PJ Hall	6-10.5	So.	15.5
1993-94	Sharone Wright	6-11	Jr.	15.4
2022-23	PJ Hall	6-10.5	Jr.	15.3
1992-93	Sharone Wright	6-11	So.	15.0

LAST FIVE GAMES

Date	Opponent	W/L	Min.	Field Goals			3-PT			Rebounds			PF			A			TO			Blk			Stl			+/-			Pts.		
				FG	FGA	Pct.	FG	FGA	Pct.	FT	FTA	Pct.	OR	DR	TOT	PF	A	TO	Blk	Stl	+/-	Pts.											
11/6	Winthrop	W	5	0	1	.000	0	1	.000	0	0	.000	0	0	0	0	1	0	0	0	-1	0											
11/12	Davidson	W	8	2	3	.667	0	0	.000	1	3	.333	0	1	1	1	0	0	0	1	6	5											
11/19	Boise State	W	5	1	2	.500	0	0	.000	0	0	.000	0	0	0	3	0	0	0	0	-2	2											
11/24	Alcorn State	W	7	1	2	.500	0	0	.000	0	0	.000	0	1	1	1	1	0	0	0	3	2											
11/28	Alabama	W	12	3	3	1.000	0	0	.000	0	1	.000	0	0	0	1	0	2	0	0	4	6											

Notes

- Season high six points in win at Alabama (11/28). Finished 3-3 from the field.
- Provided a much needed spark into the Clemson lineup against Davidson (11/12).

Scored five points in eight minutes to get the Tigers going offensively in the first half.

Career

- Played in 33 games last season, making two starts and averaged 12.8 minutes per contest.
- First career points came in a win over USC Upstate (11/15/22).
- Scored a career-high 10 points in a win over Florida State (2/15/23). Finished 4-for-6 from the floor, 1-2 from three and at the foul line. Added two assists and one steal.
- Totaled three assists on four occasions and finished with 28 overall. Also collected 10 steals and six blocks. He blocked a career-best two in an overtime win over Penn State (11/29/22).
- Redshirted the 2021-22 season and served as scout team point guard.
- Rated a three-star prospect prior to arriving at Clemson.
- Averaged 16.9 points, 6.2 rebounds, 3.8 assists and 1.4 steals per game at Cardinal Newman.
- Won back-to-back SCISA Class 3A Championships and led the team in scoring. Eclipsed 1,000 career points.
- Beadle chose Clemson over Wake Forest and VCU.

2023-24 SEASON HIGHS

CAREER HIGHS

Player Facts

Major: Pre-Business

Birthday: March 4, 2003

Instagram: @jbeadle0

Full bio, game-by-game stats, career stats and NIL opportunities available:

CLEMSONTIGERS.COM

Career Stats

Year	GP	GS	Min.	FG	FGA	Pct.	FG	FGA	Pct.	FT	FTA	Pct.	OR	DR	TOT	Avg.	PF	DQ	A	TO	Blk	Stl	Pts.	Avg.
2021-22																								
2022-23	33	2	421	32	86	.372	6	28	.214	7	11	.636	2	32	34	1.0	51	1	28	31	6	10	77	2.3
2023-24	5	0	37	7	11	.636	0	1	.000	1	4	.250	0	2	2	0.4	6	0	2	2	0	1	15	3.0
TOTAL	38	2	458	39	97	.402	6	29	.207	8	15	.533	2	34	36	0.9	57	1	30	33	6	11	92	2.4

LAST FIVE GAMES

Date	Opponent	W/L	Min.	Field Goals			3-PT			Rebounds			PF			A			TO			Blk			Stl			+/-			Pts.		
				FG	FGA	Pct.	FG	FGA	Pct.	FT	FTA	Pct.	OR	DR	TOT	PF	A	TO	Blk	Stl	+/-	Pts.											
11/10	UAB	W	35	6	11	.545	1	2	.500	3	4	.750	0	1	1	4	4	3	0	0	-2	16											
11/12	Davidson	W	34	3	10	.300	1	4	.250	0	0	.000	0	2	2	3	3	1	0	0	2	7											
11/19	Boise State	W	29	6	11	.545	1	2	.500	1	1	1.000	0	6	6	1	4	3	1	0	17	14											
11/24	Alcorn State	W	31	6	10	.600	3	5	.600	3	4	.750	2	0	2	1	7	1	0	2	22	18											
11/28	Alabama	W	29	6	11	.545	3	5	.600	0	0	.000	0	3	3	2	1	2	0	0	-8	15											

Notes

- Played in 100th career game against Davidson (11/12)

Career

- Turned in a career year offensively for the Tigers, helping propel the team to 23 wins and 14 league wins.
- Averaged 13.8 points, 3.0 rebounds, 4.5 assists and 0.5 steals per game, while adding in 0.3 blocks per game.
- Shot 41.0 percent from the floor and 35.6 percent from three, while adding in 81.3 percent from the free throw line.
- Posted a 138:70 assist-to-turnover ratio last season, including 17 steals and eight blocks.
- Posted double-digit points in 26 contests, including 20+ points four times.
- Scored a career-high 26 points at Florida State (Jan. 28), which included the game-winning three-point play. He finished 7-for-12 from the floor, 2-for-5 from three and 10-for-11 from the foul line. The 10 made free throws tied a career high.
- Posted his first career double-double with a 13-point, 11-assist performance in a win over Syracuse (Feb. 22). It marks just the third such double-double (points/assists) under Brad Brownell at Clemson (Marquise Reed and Clyde Trapp).
- Had six games garnering at least five rebounds, including a career-best-tying seven against Louisville (Jan. 11). He also had 13 games of at least five assists, while assuming the point guard role for the first time in his career last season.
- Hunter chose Clemson over Georgia, Virginia, Oklahoma and Michigan State.

2023-24 SEASON HIGHS

CAREER HIGHS

Player Facts

Major: Parks, Recreation, Tourism Management (Graduated December 2022)

Birthday: April 8, 2001

Instagram: @chasehun1er

Full bio, game-by-game stats, career stats and NIL opportunities available:

CLEMSONTIGERS.COM

Career Stats

Year	GP	GS	Min.	FG	FGA	Pct.	FG	FGA	Pct.	FT	FTA	Pct.	OR	DR	TOT	Avg.	PF	DQ	A	TO	Blk	Stl	Pts.	Avg.
2019-20	9	4	175	17	45	.378	7	23	.304	7	11	.636	1	8	9	1.0	17	0	14	12	0	7	48	5.3
2020-21	24	4	337	28	90	.311	5	35	.143	8	12	.667	6	23	29	1.2	27	0	22	19	3	10	69	2.9
2021-22	33	15	749	78	173	.451	20	58	.345	45	60	.750	16	72	88	2.7	57	0	60	33	6	15	221	6.7
2022-23	31	31	994	144	351	.410	48	135	.356	91	112	.813	7	86	93	3.0	69	1	138	70	8	17	427	13.8
2023-24	6	6	186	29	61	.475	11	24	.458	11	13	.846	2	13	15	2.5	11	0	21	11	1	3	80	13.3
TOTAL	103	60	2442	296	720	.411	91	275	.331	162	208	.779	32	202	234	2.3	181	1	255	145	18	52	845	8.2

LAST FIVE GAMES

Date	Opponent	W/L	Min.	Field Goals			3-PT			FT	FTA	Pct.	OR	DR	TOT	PF	A	TO	Blk	Stl	+/-	Pts.
11/10	UAB	W	14	2	5	.400	0	2	.000	0	0	.000	0	1	1	0	3	1	0	0	8	4
11/12	Davidson	W	15	1	1	1.000	1	1	1.000	0	0	.000	0	1	1	0	2	1	0	1	1	3
11/19	Boise State	W	17	1	1	1.000	1	1	1.000	2	2	1.000	0	2	2	0	3	1	0	0	6	5
11/24	Alcorn State	W	25	1	4	.250	1	2	.500	0	0	.000	0	3	3	2	4	0	0	2	9	3
11/28	Alabama	W	18	1	4	.250	1	1	1.000	0	1	.000	1	3	4	4	1	0	0	1	9	3

Career

- Appeared in 33 games and made three starts as a freshman.
- Played 12.0 minutes per game, averaging 1.4 points, 1.2 rebounds and 1.2 assists per game
- Scored career-high nine points in a win over Georgia Tech (Jan. 24). He finished 3-for-5 from the floor, 1-for-1 from three and 2-for-2 at the foul line. Also added two assists and one steal.
- Finished with 11 games of two or more assists, including a career-high five in a win at Florida State (Jan. 28). He totaled four on two separate occasions.
- He is the younger brother of current Tiger Chase Hunter, and was ranked No. 64 in the ESPN 100 and rated a four-star prospect.
- Hunter chose Clemson over Baylor, Auburn, Florida State, Kentucky, Georgia and Georgia Tech.

2023-24 SEASON HIGHS

CAREER HIGHS

5 vs. Boise State (11/19/23) PTS.....9 vs. Georgia Tech (1/24/23)
2 vs. UAB (11/10/23)..... FG..... 3, 2x, last vs. Georgia Tech (1/24/23)
1, 4x, last at Alabama (11/28/23) 3FG..... 1, 6x, last at Alabama (11/28/23)
2 vs. Boise State (11/19/23) FT 2, 2x, last vs. NC State (12/30/22)
1 at Alabama (11/28/23) OR.....2 vs. Loyola Maryland (11/21/22)
4 vs. Winthrop (11/6/23)..... DR.....4 vs. Winthrop (11/6/23)
4, 2x, last at Alabama (11/28/23) TOT 4, 3x, last at Alabama (11/28/23)
4 vs. Alcorn State (11/24/23)..... AST 5 at Florida State (1/28/23)
2 vs. Alcorn State (11/24/23)..... STL 2, 2x, last vs. Alcorn State (11/24/23)
..... BLK..... 1 vs. California (11/26/22)
25 vs. Alcorn State (11/24/23)..... MIN.....36 vs. Georgia Tech (1/24/23)

Player Facts

Major: Parks, Recreation, Tourism Management

Birthday: April 16, 2003

Instagram: @dillonhunter

Full bio, game-by-game stats, career stats and NIL opportunities available:

CLEMSONTIGERS.COM

Career Stats																								
Year	GP	GS	Min.	FG	FGA	Pct.	FG	FGA	Pct.	FT	FTA	Pct.	OR	DR	TOT	Avg.	PF	DQ	A	TO	Blk	Stl	Pts.	Avg.
2022-23	33	3	395	17	57	.298	3	20	.150	9	15	.600	5	35	40	1.2	34	0	40	22	1	14	46	1.4
2023-24	5	0	83	5	12	.417	3	7	.429	2	2	1.000	0	11	11	2.2	3	0	15	4	0	3	15	3.0
TOTAL	39	3	496	23	73	.315	7	28	.250	11	18	.611	6	49	55	1.4	41	0	56	26	1	18	64	1.6

3

JAKE HEIDBREDER (*HIDE-breeder*)

G • 6-5.5 • 180 • FLOYD CENTRAL HS (IND.) • JUNIOR

LAST FIVE GAMES

Date	Opponent	W/L	Min.	Field Goals			3-PT			FT	FTA	Pct.	OR	DR	TOT	PF	A	TO	Blk	Stl	+/-	Pts.

Notes

- Redshirting the 2023-24 season.

Career

- 2023 All-Mountain West Third Team, Mountain West Freshman of the Week (Jan. 3, 2022)
- 303 points in 2022 was then-Air Force freshman record in MW era (4th all-time).
- 194 points in MW play in 2022 is an Air Force freshman record.
- 2022 Academic All-Mountain West, 2022 Mountain West Scholar-Athlete, 2023 College Sports Communicators, (CSC) Academic All-District, 2022-23 (Air Force)
- 2023 All-Mountain West Third Team (first sophomore to earn All-MW at Air Force since 2013).
- Team-leading 15.1 ppg., Fourth in Mountain West with 75 three's made. 75 three's is seventh best in a season at Air Force.
- Finished last season 32-for-52 (.615) from the floor in his last five games, including 15-for-30 (.500) from three.
- Led team in scoring 17 times and scored 20+ points six times. Shooting splits of .483/.399/.867
- Led team in scoring in MW play, averaging 14.2 ppg.
- Collegiate Hoops Roadshow All-Tournament Team
- Led Floyd Central to its first section title in 31 years as a junior, averaged 19.9 ppg as a senior and scored 1,228 career points.
- Scored career-high 44 points in final regular season game of high school career.
- 3x first-team All-Hoosier Hills Conference. Indiana Junior All-Star, Indiana Basketball Coaches Association Large School All-State Team and All-State honorable mention by AP.

2023-24 SEASON HIGHS

CAREER HIGHS

PTS.....27 vs. South Dakota (12/6/22)
FG..... 11 vs. New Mexico (2/10/23)
3FG..... 5 at UNLV (3/8/23)
FT 11 vs. Delaware (11/11/22)
OR..... 4 at San Jose St. (1/25/22)
DR..... 8 at UNLV (3/8/23)
TOT 9 at UNLV (3/8/23)
AST 7 at Utah St. (2/14/23)
STL 2 vs. San Jose St. (3/4/23)
BLK..... 1, 4x, last vs. Utah St. (2/14/23)
MIN.....45 at UNLV (3/8/23)

Player Facts

Major: Economics

Birthday: March 5, 2003

Instagram: @jakeheidbreder

Full bio, game-by-game stats, career stats and NIL opportunities available:

CLEMSONTIGERS.COM

Career Stats				Field Goals			3-PT			Rebounds																			
Year	GP	GS	Min.	FG	FGA	Pct.	FG	FGA	Pct.	FT	FTA	Pct.	OR	DR	TOT	Avg.	PF	DQ	A	TO	Blk	Stl	Pts.	Avg.					
2021-22*	29	29	988	106	213	.498	44	116	.379	47	59	.797	25	69	94	3.2	72	1	56	36	3	15	303	10.4					
2022-23*	32	32	1042	168	344	.488	75	188	.399	72	83	.867	13	93	106	3.3	63	1	53	54	1	19	483	15.1					
2023-24													REDSHIRT																
TOTAL	61	61	2030	274	557	.492	119	304	.391	119	142	.838	38	162	200	3.3	135	2	109	90	4	34	786	12.9					
* Games played at Air Force																													

* Games played at Air Force

LAST FIVE GAMES	Field Goals																				
	Date	Opponent	W/L	Min.	FG	FGA	Pct.	3-PT	FG	FGA	Pct.	FT	FTA	Pct.	Rebounds	OR	DR	TOT	PF	A	TO
	11/10	UAB	W	22	3	5	.600	1	2	.500	1	1	1.000	0	2	2	1	4	0	2	0
	11/12	Davidson	W	21	0	1	.000	0	0	.000	0	0	.000	3	4	7	4	0	1	0	0
	11/19	Boise State	W	24	1	4	.250	1	1	1.000	2	2	1.000	2	7	9	3	1	0	0	6
	11/24	Alcorn State	W	23	4	6	.667	0	0	.000	0	0	.000	2	7	9	1	2	2	0	13
	11/28	Alabama	W	30	4	9	.444	0	1	.000	1	3	.333	3	11	14	1	2	4	2	0

- Notes
- Tied his career high with 14 rebounds at Alabama (11/28).
 - Opened the season with 16 and seven against Winthrop (11/6).

Career

- Appeared in 34 games and made 22 starts (both career highs), while averaging a career-best 19.8 minutes per contest.
- Averaged career highs in points (5.5), rebounds (4.1), assists (1.9), field goal percentage (51.1) and 3-point percentage (33.3).
- Totaled five double-digit scoring games, one double-digit rebounding game, his first career double-double and 10 games with at least three assists.
- First career double double came in the season opener against The Citadel (Nov. 7). Scored 20 points and collected 14 rebounds, including nine on the offensive glass.
- The nine offensive rebounds were the most for a Tiger since James Mays had 10 at Maryland on Jan. 13, 2007. It was the most by a Tiger in Littlejohn Coliseum since Sharrod Ford had 10 vs. Georgia Tech on Feb. 28, 2004.
- Produced a big game in a 72-64 win over Duke (Jan. 14). Posted six points, eight rebounds and six assists, while drawing a career-high three charges. He was just one charge off from the program record of four in a game.

He played a career-high 36 minutes against the Blue Devils.

Of his five double-digit scoring games, two came in back-to-back contests against Notre Dame (March 4) and NC State in the ACC Tournament (March 9).

- He scored 31 total points (16 vs. Notre Dame and 15 vs. NC State) and finished 13-for-15 from the floor. If you include the Virginia game on March 10, he finished 14-for-16 from the floor in a three game stretch.
- Schieffelin chose Clemson over Virginia Tech and Dayton.

2023-24 SEASON HIGHS	CAREER HIGHS
16 vs. Winthrop (11/6/23).....PTS.....	20 vs. The Citadel (11/7/22)
5 vs. Winthrop (11/6/23).....FG.....	9 vs. The Citadel (11/7/22)
2 vs. Winthrop (11/6/23).....3FG.....	3 vs. NC State (3/9/23)
4 vs. Winthrop (11/6/23).....FT.....	5 vs. Bellarmine (11/18/22)
3, 3x, last at Alabama (11/28/23).....OR.....	9 vs. The Citadel (11/7/22)
11 at Alabama (11/28/23).....DR.....	11 at Alabama (11/28/23)
14 at Alabama (11/28/23).....TOT.....	14, 2x, last at Alabama (11/28/23)
4 vs. UAB (11/10/23).....AST.....	6, 3x, last vs. Syracuse (2/22/23)
1 vs. Winthrop (11/6/23).....STL.....	1, 12x, last vs. Winthrop (11/6/23)
2, 2x, last at Alabama (11/28/23).....BLK.....	2, 3x, last at Alabama (11/28/23)
30 at Alabama (11/28/23).....MIN.....	36 vs. Duke (1/14/23)

Player Facts
Major: Pre-Business
Birthday: March 1, 2003
Instagram: @ian4schief

Full bio, game-by-game stats, career stats and NIL opportunities available:

CLEMSONTIGERS.COM

Year	GP	GS	Min.	FG	FGA	Pct.	FG	FGA	Pct.	FT	FTA	Pct.	OR	DR	TOT	Avg.	PF	DQ	A	TO	Blk	Stl	Pts.	Avg.
2021-22	30	7	349	34	86	.395	5	16	.313	20	28	.714	28	56	84	2.8	48	1	27	22	6	7	93	3.1
2022-23	34	22	672	72	141	.511	9	27	.333	33	48	.688	41	100	141	4.1	62	1	64	37	9	11	186	5.5
2023-24	6	6	143	17	33	.515	4	7	.571	8	10	.800	13	35	48	8.0	13	0	9	8	5	1	46	7.7
TOTAL	70	35	1164	123	260	.473	18	50	.360	61	86	.709	82	191	273	3.9	123	2	100	67	20	19	325	4.6

LAST FIVE GAMES	Field Goals																				
	Date	Opponent	W/L	Min.	FG	FGA	Pct.	3-PT	FG	FGA	Pct.	FT	FTA	Pct.	Rebounds	OR	DR	TOT	PF	A	TO
	11/10	UAB	W	14	1	3	.333	0	2	.000	2	3	.667	0	2	2	1	0	0	1	0
	11/12	Davidson	W	5	0	1	.000	0	0	.000	0	0	.000	0	2	2	0	0	0	1	0
	11/19	Boise State	W	20	1	3	.333	0	0	.000	0	0	.000	2	2	4	2	0	1	0	1
	11/24	Alcorn State	W	15	2	5	.400	1	4	.250	0	0	.000	1	1	2	2	1	0	0	0
	11/28	Alabama	W	12	0	1	.000	0	1	.000	0	0	.000	0	0	0	1	0	0	0	0

Career

- Made return to lineup on 2/11 at Boston College after missing previous 10 games due to injury suffered at end of Clemson game (Dec. 30).
- Scored 6 points, knocking down both three-point attempts and added four rebounds and an assist in 10 minutes at Boston College (Feb. 11).
- Stuffed stat sheet with 14 points, 9 rebounds and a career-high 6 assists in win over Louisville (Dec. 22).
- Posted a double-double with 10 points/10 rebounds and added a career-high 5 steals in win over Campbell (Nov. 11)
- Made NC State debut on Nov. 7 vs. Austin Peay and had 15 points, 7 rebounds, 3 steals and a career-high tying 2 blocks
- Averaged 12.0 points per game last season at La Salle
- Scored career-high 30 points on 13-of-19 shooting at Duquesne on 3/5/22
- Averaged 12.0 points per game, improving the number to 13.7 points in conference play in 2021-22 at La Salle.
- In 2020-21, returned from injury to play in 24 games, including 19 starts. Led Explorers in scoring (9.9 ppg) and ranked second in rebounding (5.2 rpg).
- Medical redshirt in 2019-20.

2023-24 SEASON HIGHS	CAREER HIGHS
6 vs. Winthrop (11/6/23).....PTS.....	30 at Duquesne (3/5/22)
2, 2x, last vs. Alcorn State (11/24/23) ...FG.....	13 at Duquesne (3/5/22)
2 vs. Winthrop (11/6/23).....3FG.....	5 at St. Joseph's (1/17/22)
2 vs. UAB (11/10/23).....FT.....	10 vs. Bucknell (12/4/18)
2 vs. Boise State (11/19/23).....OR.....	5, 3x, last at Duke (2/28/23)
5 vs. Winthrop (11/6/23).....DR.....	9 vs. Creighton (3/17/23)
5 vs. Winthrop (11/6/23).....TOT.....	13, 2x, last vs. St. Joseph's (3/9/22)
2 vs. Winthrop (11/6/23).....AST.....	6 vs. Louisville (12/22/22)
1, 2x, last vs. Boise State (11/19/23)....STL.....	5 vs. Campbell (11/11/22)
1, 3x, last vs. Davidson (11/12/23).....BLK.....	2, 3x, vs. last vs. Pittsburgh (12/2/22)
20 vs. Boise State (11/19/23).....MIN.....	42 at Delaware (11/17/21)

Player Facts
Major: Economics
Birthday: February 14, 2000
Instagram: @jack5clark

Full bio, game-by-game stats, career stats and NIL opportunities available:

CLEMSONTIGERS.COM


Career Stats			Field Goals			3-PT			Rebounds															
Year	GP	GS	Min.	FG	FGA	Pct.	FG	FGA	Pct.	FT	FTA	Pct.	OR	DR	TOT	Avg.	PF	DQ	A	TO	Blk	Stl	Pts.	Avg.
2018-19*	9	1	242	28	68	.412	16	39	.410	23	30	.767	13	26	39	4.3	20	0	10	10	2	9	95	10.6
2020-21*	24	19	619	91	231	.394	32	116	.276	23	29	.793	28	96	124	5.2	53	1	28	47	7	22	237	9.9
2021-22*	30	23	912	133	346	.384	48	161	.298	47	59	.797	51	124	175	5.8	48	1	49	57	7	35	361	12.0
2022-23^	23	17	618	79	181	.436	28	97	.289	21	25	.840	46	112	158	6.9	48	2	35	11	9	39	207	9.0
2023-24	6	3	81	6	18	.333	3	11	.273	2	3	.667	4	11	15	2.5	7	0	3	1	3	2	17	2.8
TOTAL	92	63	2475	337	844	.399	127	424	.300	116	146	.795	142	369	511	5.6	186	4	125	126	28	107	917	10.0

* Games played at La Salle; ^ Games played at NC State

LAST FIVE GAMES	2022-23 Season																						
	Date	Opponent	W/L	Min.	Field Goals			3-PT			Rebounds			Points			Other			Pts.			
					FG	FGA	Pct.	FG	FGA	Pct.	FT	FTA	Pct.	OR	DR	TOT	PF	A	TO	Blk	Stl	+/-	
	11/10	UAB	W	16	1	2	.500	0	0	.000	4	6	.667	1	1	2	3	0	0	0	0	-1	6
	11/12	Davidson	W	26	5	6	.833	0	0	.000	0	2	.000	1	6	7	3	1	2	3	0	12	10
	11/19	Boise State	W	24	3	4	.750	0	0	.000	0	0	.000	4	3	7	1	1	3	4	0	8	6
	11/24	Alcorn State	W	11	3	6	.500	0	0	.000	1	3	.333	1	4	5	5	1	1	0	1	6	7
11/28	Alabama	W	14	5	6	.833	0	0	.000	1	1	1.000	0	3	3	4	1	0	0	0	13	11	

Career

- Appeared in 33 games last season, including one start against NC State (Dec. 30). He averaged 9.4 minutes per contest.
- Averaged 3.2 points, 2.1 rebounds and 0.3 assists per game. He shot 59.7 percent from the floor and 33.3 percent from three.
- Scored a career-high 10 points in a win at Virginia Tech (Jan. 4). Hit two huge 3-pointers and finished 4-for-5 from the floor in the victory. The two made threes were a season high.
- Produced 10 games of 3 or more rebounds, including a career high eight at Boston College (Jan. 31).
- Of his career high eight boards against the Eagles, he totaled three offensive rebounds – also a career best.
- He also had three offensive rebounds earlier in the year against Loyola Chicago (Dec. 10).
- Steady contributor off the Tiger bench all season long, giving great minutes, scoring punches, rebounding and rim protection. He blocked 17 shots last season which was second on the team behind All-ACC center PJ Hall.
- Finished a stretch of games 13-for-16 from the floor from Dec. 17 to Jan. 11.
- The gap of games included his 4-for-5 against Virginia Tech and also a 3-for-3 game at Louisville (Jan. 11).
- Godfrey is a 6-7, 225-pound forward from Suwanee, Ga. and is rated as a three-star prospects by 247Sports (#130) and Rivals (#135).
- Godfrey averaged 16.0 points, 9.0 rebounds, 4.0 assists and 3.0 blocks per game last season. He is the rated the No. 5 player in the state of Georgia.
- His father, Randall Godfrey, is an 11-year NFL veteran who played linebacker for the Dallas Cowboys, Tennessee Titans, Seattle Seahawks, San Diego Chargers and the Washington Football Team.
- Godfrey chose Clemson over Ole Miss, Texas Tech, Georgia Tech, Utah and Georgia.



2023-24 SEASON HIGHS

12 vs. Winthrop (11/6/23).....PTS.....12 vs. Winthrop (11/6/23)
5, 3x, last at Alabama (11/28/23)FG.....5, 3x, last at Alabama (11/28/23)
1 vs. Winthrop (11/6/23).....3FG.....2 at Virginia Tech (1/4/23)
4 vs. UAB (11/10/23).....FT.....4 at Boston College (1/31/23)
4 vs. Boise State (11/19/23)OR.....4 vs. Boise State (11/19/23)
6 vs. Davidson (11/12/23).....DR.....5, 3x, last vs. Winthrop (11/6/23)
7, 2x, last vs. Boise State (11/19/23)....TOT.....8 at Boston College (1/31/23)
1, 5x, last at Alabama (11/28/23)AST.....2 vs. The Citadel (11/7/22)
1, 2x, last vs. Alcorn State (11/24/23) ..STL.....1, 9x, last vs. Winthrop (11/6/23)
4 vs. Boise State (11/19/23)BLK.....4 vs. Boise State (11/19/23)
26 vs. Davidson (11/12/23).....MIN.....26 vs. Davidson (11/12/23)

CAREER HIGHS

Player Facts

Major: Parks, Recreation, Tourism Management
Birthday: June 10, 2003
Instagram: @randallgodfreyjr

Full bio, game-by-game stats, career stats and NIL opportunities available:

CLEMSONTIGERS.COM

Career Stats

Year	GP	GS	Min.	FG	FGA	Pct.	FG	FGA	Pct.	FT	FTA	Pct.	OR	DR	TOT	Avg.	PF	DQ	A	TO	Blk	Stl	Pts.	Avg.
2022-23	33	1	310	43	72	.597	3	9	.333	17	26	.654	22	47	69	2.1	50	1	11	25	17	8	106	3.2
2023-24	6	0	110	22	34	.647	1	1	1.000	7	14	.500	8	21	29	4.8	19	1	5	6	8	2	52	8.7
TOTAL	39	1	420	65	106	.613	4	10	.400	24	40	.600	30	68	98	2.5	69	2	16	31	25	10	158	4.1

LAST FIVE GAMES																							
					Field Goals			3-PT						Rebounds									
	Date	Opponent	W/L	Min.	FG	FGA	Pct.	FG	FGA	Pct.	FT	FTA	Pct.	OR	DR	TOT	PF	A	TO	Blk	Stl	+/-	Pts.
	11/10	UAB	W	26	1	4	.250	1	3	.333	3	4	.750	1	1	2	2	2	3	0	1	-4	6
	11/12	Davidson	W	35	6	15	.400	5	12	.417	0	0	.000	0	1	1	1	5	0	0	0	3	17
	11/19	Boise State	W	29	9	17	.529	3	6	.500	2	2	1.000	0	4	4	1	3	0	0	1	15	23
	11/24	Alcorn State	W	30	4	13	.308	3	9	.333	2	3	.667	1	3	4	1	4	1	0	0	18	13
11/28	Alabama	W	33	5	10	.500	4	7	.571	2	2	1.000	0	2	2	2	4	1	0	2	13	16	

Notes

- Girard III scored a season-high 23 points on nine field goals, including three 3-pointers in a win over Boise State (11/19). Tallied four rebounds and three assists.
- Became just the 31st player since the 1992-93 season to accumulate 1,700+ points, 300+ 3-pointers and 450+ assists in a career. Girard and Jay Williams (Duke - 2000-02) are the lone ACC representatives.
- Since appearing in his first game as a freshman at Syracuse, Girard III is one of just three players since 2019-20 to accumulate at least 1,700 points, 450 assists and 300 threes. He's joined by Antoine Davis (Detroit) and Jordan "Jelly" Walker (UAB).
- Girard III netted a season-best 17 points in the Tigers win over Davidson (11/12) and he finished with six field goals, five from 3-point range. He added a team and season-best five assists.



2023-24 SEASON HIGHS

23 vs. Boise State (11/19/23)PTS.....31 vs. Richmond (11/21/22)
9 vs. Boise State (11/19/23)FG.....12 vs. Richmond (11/21/22)
5 vs. Davidson (11/12/23).....3FG.....7 at Miami (Fla.) (1/5/22)
3 vs. UAB (11/10/23).....FT.....11 vs. NC State (1/31/21)
1 vs. UAB (11/10/23).....OR.....3 at Notre Dame (1/22/20)
4 vs. Boise State (11/19/23)DR.....7, 3x, last at Louisville (1/3/23)
4, 2x, last vs. Alcorn State (11/24/23) ..TOT.....9 at Notre Dame (1/22/20)
5 vs. Davidson (11/12/23).....AST.....10 at NC State (2/2/22)
2 at Alabama (11/28/23)STL6 vs. Northeastern (12/16/20)
.....BLK.....1, 6x, last at Miami (Fla.) (1/5/22)
35 vs. Davidson (11/12/23).....MIN.....45 at North Carolina (2/28/22)

CAREER HIGHS

Player Facts

Major: Athletic Leadership
Birthday: November 27, 2000
Instagram: @jg3

Full bio, game-by-game stats, career stats and NIL opportunities available:

CLEMSONTIGERS.COM

Career Stats

Year	GP	GS	Min.	FG	FGA	Pct.	FG	FGA	Pct.	FT	FTA	Pct.	OR	DR	TOT	Avg.	PF	DQ	A	TO	Blk	Stl	Pts.	Avg.
2019-20*	32	30	1057	122	351	.348	70	216	.324	84	94	.894	5	92	97	3.0	47	0	113	60	3	47	398	12.4
2020-21*	28	28	776	92	259	.355	50	150	.333	39	50	.780	6	75	81	2.9	34	0	99	59	2	39	273	9.8
2021-22*	33	33	1126	142	362	.392	89	221	.403	82	93	.882	11	81	92	2.8	42	0	138	92	1	53	455	13.8
2022-23*	32	32	1109	177	439	.403	88	231	.381	84	98	.857	6	84	90	2.8	31	0	95	78	0	26	526	16.4
2023-24	6	6	179	26	64	.406	17	41	.415	9	11	.818	2	13	15	2.5	8	0	22	6	0	5	78	13.0
TOTAL	131	129	4242	559	1476	.379	314	860	.365	298	346	.861	30	346	376	2.9	162	0	466	295	6	170	1730	13.2

* Games played at Syracuse

LAST FIVE GAMES	2022-23 Season																							
	Game				Field Goals						3-PT				Rebounds				Other					
	Date	Opponent	W/L	Min.	FG	FGA	Pct.	FG	FGA	Pct.	FT	FTA	Pct.	OR	DR	TOT	PF	A	TO	Blk	Stl	+/-	Pts.	
	11/6	Winthrop	W	21	3	4	.750	3	4	.750	0	0	.000	0	0	0	1	3	1	1	0	19	9	
	11/10	UAB	W	18	0	3	.000	0	3	.000	0	0	.000	0	2	2	1	1	0	0	1	-5	0	
	11/12	Davidson	W	20	3	8	.375	3	8	.375	0	0	.000	0	1	1	2	2	2	0	0	11	9	
	11/19	Boise State	W	10	1	3	.333	1	2	.500	2	2	1.000	0	0	0	0	1	1	0	1	6	5	
	11/24	Alcorn State	W	10	1	3	.333	1	2	.500	0	2	.000	0	0	0	1	0	0	0	0	-1	3	

- Notes
- Announced his return for his fifth season on April 7, 2023.
 - Fifth all-time in three-point shooting in Clemson history - 42.9 percent.

- Career
- Battled plantar fasciitis in his foot most of the year, but appeared in 20 games and made 12 starts, averaging 24.0 minutes per contest.
 - Averaged 6.9 points, 1.8 rebounds and 1.1 assists, while shooting 50.0 percent from the field and 47.1 percent from three.
 - Produced five double-digit scoring games and six in which he made at least three 3-pointers.
 - Scored a season-high 18 points against USC Upstate (Nov. 15).
 - Finished 7-for-9 from the floor and 4-for-6 from three.
 - Totalled three-straight games in double-figures from Nov. 29 to Dec. 7.
 - Scored 15 points in an overtime win over Penn State (Nov. 29), hitting five field goals, including four threes.
 - Netted 12 points in a comeback win over Wake Forest (Dec. 2) in the ACC opener and finished 4-for-6 from 3-point range.
 - Scored 15 points in a victory over Towson (Dec. 7), finishing 4-for-6 from the field and 3-for-4 from three.
 - He finished the stretch of games 11-for-16 from 3-point range to propel the Tigers to a 3-0 record in those contests.
 - Hurt his foot in a win over Richmond (Dec. 17) and returned for the first time on Jan. 31, playing limited minutes in eight games the rest of the season.



2023-24 SEASON HIGHS												CAREER HIGHS											
9 vs. Winthrop (11/6/23)..... PTS.....												18 vs. USC Upstate (11/15/22)											
3, 2x, last vs. Davidson (11/12)..... FG.....												7 vs. USC Upstate (11/15/22)											
3, 2x, last vs. Davidson (11/12)..... 3FG.....												5 at Wake Forest (2/24/21)											
2 vs. Boise State (11/19/23)..... FT.....												6 vs. Morehead State (12/21/20)											
..... OR.....												1, 2x, last vs. Florida State (2/29/20)											
2 vs. UAB (11/10/23)..... DR.....												5 vs. California (11/26/22)											
2 vs. UAB (11/10/23)..... TOT.....												6 vs. California (11/26/22)											
3 vs. Winthrop (11/6/23)..... AST.....												3, 3x, last vs. Winthrop (11/6/23)											
1 vs. UAB (11/10/23)..... STL.....												2, 3x, last at Boston College (1/31/23)											
1 vs. Winthrop (11/6/23)..... BLK.....												1, 5x, last vs. Winthrop (11/6/23)											
21 vs. Winthrop (11/6/23)..... MIN.....												41 vs. Penn State (11/29/22)											

Player Facts

Major: Athletic Leadership

Birthday: June 17, 2001

Instagram: @alexhemenway

Full bio, game-by-game stats, career stats and NIL opportunities available:

CLEMSONTIGERS.COM

Career Stats																								
Year	GP	GS	Min.	FG	FGA	Pct.	FG	FGA	Pct.	FT	FTA	Pct.	OR	DR	TOT	Avg.	PF	DQ	A	TO	Blk	Stl	Pts.	Avg.
2019-20	15	0	183	25	50	.500	20	42	.476	2	2	1.000	3	10	13	0.9	12	0	6	6	0	0	72	4.8
2020-21	24	11	376	36	86	.419	24	62	.387	16	18	.889	0	31	31	1.3	33	0	14	19	2	9	112	4.7
2021-22	31	2	454	50	121	.413	39	96	.406	22	31	.710	6	35	41	1.3	40	0	10	10	0	7	161	5.2
2022-23	20	12	480	46	92	.500	33	70	.471	12	16	.750	3	32	35	1.8	32	0	21	13	2	9	137	6.9
2023-24	5	0	78	8	21	.381	8	19	.421	2	4	.500	0	3	3	0.6	5	0	7	4	1	2	26	5.2
TOTAL	95	25	1571	165	370	.446	124	289	.429	54	171	.761	12	111	123	1.3	122	0	58	52	5	27	508	5.3

LAST FIVE GAMES	Date	Opponent	W/L	Min.	Field Goals			3-PT			FT	FTA	Pct.	OR	Rebounds			PF	A	TO	Blk	Stl	+/-	Pts.
					FG	FGA	Pct.	FG	FGA	Pct.					DR	TOT								
	11/24	Alcorn State	W	1	0	1	.000	0	1	.000	0	0	.000	0	0	0	0	0	0	0	0	0	0	0

- Notes
- First season on the active roster after serving two years as a team manager. Heavy contributor on scout team.
 - Attended nearby Daniel High School and served as a team captain. Led team to a 23-6 record – an all-time best for Daniel.
 - Selected to play in All Star Tri-County Tip Off Classic
 - Mountain Lakes First Team Selection
 - All-Region runner-up
 - All-Academic team for four years
 - Highest 3-point percentage for Daniel High School
 - Played AAU for Carolina Pressure



2023-24 SEASON HIGHS												CAREER HIGHS											
..... PTS.....																							
..... FG.....																							
..... 3FG.....																							
..... FT.....																							
..... OR.....																							
..... DR.....																							
..... TOT.....																							
..... AST.....																							
..... STL.....																							
..... BLK.....																							
1 vs. Alcorn State (11/24/23)..... MIN.....												1 vs. Alcorn State (11/24/23)											

Player Facts

Major: Management

Birthday: March 1, 2002

Instagram: @a.latiff11

Full bio, game-by-game stats, career stats and NIL opportunities available:

CLEMSONTIGERS.COM

Career Stats																								
Year	GP	GS	Min.	FG	FGA	Pct.	FG	FGA	Pct.	FT	FTA	Pct.	OR	DR	TOT	Avg.	PF	DQ	A	TO	Blk	Stl	Pts.	Avg.
2023-24	1	0	1	0	1	.000	0	1	.000	0	0	.000	0	0	0	0.0	0	0	0	0	0	0	0	0.0
TOTAL	1	0	1	0	1	.000	0	1	.000	0	0	.000	0	0	0	0.0	0	0	0	0	0	0	0	0.0

LAST FIVE GAMES	Date	Opponent	W/L	Min.	Field Goals			3-PT			FT	FTA	Pct.	Rebounds			PF	A	TO	Blk	Stl	+/-	Pts.
					FG	FGA	Pct.	FG	FGA	Pct.				OR	DR	TOT							

- Notes
- Redshirting the 2023-24 season.
 - Thomas is a 6-7, 185-pound guard from Lake Forest, Ill. and is rated a three-star prospect, according to 247Sports and Rivals.
 - Thomas led the Illinois Wolves (AAU) in scoring this past summer on the UAA circuit averaging 15.1 points per game, while shooting 45.0 percent from the field and 38.0 percent from three. He was recognized by Synergy Sports as being the most offensively efficient player on the UAA 17U circuit this past summer. Thomas averaged a circuit-best 1.07 points per possession.
 - At Lake Forest High School, Thomas averaged 17.1 points and 6.3 rebounds per game, while shooting 40.3 percent from three and 85.2 percent from the foul line. He made a school-record 98 three-point field goals and scored 1,130 career points.
 - Thomas was ranked as the eighth-best player in the 2023 class from the state of Illinois.
 - Thomas chose Clemson over Illinois, Iowa, Wisconsin, Virginia Tech, Marquette and DePaul.
- IBCA First Team All-State
 - Chicago Sun Times First Team All-State
 - North Suburban Conference Player of the Year
 - Chicago Sun Times First Team All-Area
 - Under Armour Association – No. 1 in Scoring Efficiency



2023-24 SEASON HIGHS	CAREER HIGHS
PTS.....	PTS.....
FG.....	FG.....
3FG.....	3FG.....
FT.....	FT.....
OR.....	OR.....
DR.....	DR.....
TOT.....	TOT.....
AST.....	AST.....
STL.....	STL.....
BLK.....	BLK.....
MIN.....	MIN.....

Player Facts
Major: Sports Communication
Birthday: February 16, 2005
Instagram: @_asathomas_

Full bio, game-by-game stats, career stats and NIL opportunities available:

CLEMSONTIGERS.COM

Career Stats				Field Goals			3-PT			Rebounds														
Year	GP	GS	Min.	FG	FGA	Pct.	FG	FGA	Pct.	FT	FTA	Pct.	OR	DR	TOT	Avg.	PF	DQ	A	TO	Blk	Stl	Pts.	Avg.
2023-24																								
TOTAL																								
REDSHIRT																								

LAST FIVE GAMES	Date	Opponent	W/L	Min.	Field Goals			3-PT			FT	FTA	Pct.	Rebounds			PF	A	TO	Blk	Stl	+/-	Pts.
					FG	FGA	Pct.	FG	FGA	Pct.				OR	DR	TOT							
	11/24	Alcorn State	W	1	0	0	.000	0	0	.000	0	0	.000	0	0	0	0	0	0	0	0	0	0

- Career
- Appeared in six games last season and totaled seven minutes last season.
 - Scored first career points at North Carolina (Feb. 11).
 - Finished the season 2-for-2 from the field, scoring in two games, including a win over Florida State (Feb. 15).
 - Attended Porter-Gaud High School and lettered in both football and basketball.



2023-24 SEASON HIGHS	CAREER HIGHS
PTS.....	2, 2x, last vs. Florida State (2/15/23)
FG.....	1, 2x, last vs. Florida State (2/15/23)
3FG.....	
FT.....	
OR.....	
DR.....	1 vs. Richmond (12/17/22)
TOT.....	1 vs. Richmond (12/17/22)
AST.....	1 vs. Richmond (12/17/22)
STL.....	1 vs. Notre Dame (3/4/23)
BLK.....	
1 vs. Alcorn State (11/24/23).....	2 vs. Notre Dame (3/4/23)

Player Facts
Major: History
Birthday: August 1, 2002
Instagram: @matt.kelly1

Full bio, game-by-game stats, career stats and NIL opportunities available:

CLEMSONTIGERS.COM

Career Stats				Field Goals			3-PT			Rebounds														
Year	GP	GS	Min.	FG	FGA	Pct.	FG	FGA	Pct.	FT	FTA	Pct.	OR	DR	TOT	Avg.	PF	DQ	A	TO	Blk	Stl	Pts.	Avg.
2022-23	6	0	7	2	2	1.000	0	0	.000	0	0	.000	0	1	1	0.2	0	0	1	0	0	1	4	0.7
2023-24	1	0	1	0	0	.000	0	0	.000	0	0	.000	0	0	0	0.0	0	0	0	0	0	0	0	0.0
TOTAL	7	0	8	2	2	1.000	0	0	.000	0	0	.000	0	1	1	0.1	0	0	1	0	0	1	4	0.6


LAST FIVE GAMES	Date	Opponent	W/L	Min.	Field Goals			3-PT			FT	FTA	Pct.	OR	DR	TOT	PF	A	TO	Blk	Stl	+/-	Pts.
					FG	FGA	Pct.	FG	FGA	Pct.													
	11/10	UAB	W	19	1	3	.333	1	1	1.000	1	4	.250	1	1	2	1	0	1	1	0	1	4
	11/12	Davidson	W	3	0	1	.000	0	1	.000	0	0	.000	0	0	0	0	0	0	0	0	-4	0
	11/19	Boise State	W	11	4	5	.800	1	1	1.000	0	0	.000	0	0	0	1	0	2	0	0	2	9
	11/24	Alcorn State	W	9	1	2	.500	0	1	.000	0	0	.000	0	1	1	0	2	0	0	0	10	2
	11/28	Alabama	W	17	1	4	.250	0	1	.000	0	0	.000	0	4	4	1	1	1	0	0	13	2

Notes

- Season-high nine points on 4-for-5 shooting against Boise State (11/19).

Career

- Appeared in 27 games last season, all off of the Tiger bench. He averaged 8.9 minutes per game.
- Averaged 2.4 points, 0.9 rebounds and 0.4 assists per game last season, including two double-digit scoring games.
- Totaled three blocks and four steals.
- Finished the season shooting 44.4 percent from the floor, 40.0 percent from three and 66.7 percent at the foul line.
- Scored in double-figures twice in a three game stretch, including a career-high 12 points in a win over Georgia Tech (Jan. 24).
- He finished 5-for-7 from the floor and 2-for-3 from three.
- The 12 points and five made field goals were both season highs.
- Netted 10 points at Wake Forest (Jan. 17) and made a season high three 3-pointers. Also collected a season high four rebounds in the loss to Wake.
- Wiggins is a 6-9, 205-pound forward from Covington, Ga. and is rated a three-star prospect, according to 247Sports and Rivals.
- Wiggins averaged 12.1 points, 6.6 rebounds, 2.3 assists, 1.2 steals and 1.8 blocks per game last season for Grayson. He was high school teammates with current Tiger Ian Schieffelin (Loganville, Ga./Grayson).
- Wiggins is ranked as the fourth-best player in the 2022 class from the state of Georgia and is a Top 150 player according to 247Sports.
- Wiggins chose Clemson over NC State, Georgia, South Florida and Maryland.



2023-24 SEASON HIGHS

9 vs. Boise State (11/19/23).....	PTS.....	12 vs. Georgia Tech (1/24/23)
4 vs. Boise State (11/19/23).....	FG.....	5 vs. Georgia Tech (1/24/23)
1, 2x, last vs. Boise State (11/19/23)....	3FG.....	3 at Wake Forest (1/17/23)
1 vs. UAB (11/10/23).....	FT.....	1, 3x, last vs. UAB (11/10/23)
1 vs. UAB (11/10/23).....	OR.....	1, 4x, last vs. UAB (11/10/23)
5 vs. Winthrop (11/6/23).....	DR.....	5 vs. Winthrop (11/6/23)
6 vs. Winthrop (11/6/23).....	TOT.....	6 vs. Winthrop (11/6/23)
2 vs. Alcorn State (11/24/23).....	AST.....	3 at Wake Forest (1/17/23)
.....	STL.....	2 vs. Virginia Tech (1/21/23)
1 vs. UAB (11/10/23).....	BLK.....	1, 4x, last vs. UAB (11/10/23)
19 vs. UAB (11/10/23).....	MIN.....	30 at Wake Forest (1/17/23)

CAREER HIGHS

Player Facts

Major: Parks, Recreation, Tourism Management
 Birthday: February 7, 2004
 Instagram: @chauncey30

Full bio, game-by-game stats, career stats and NIL opportunities available:

CLEMSONTIGERS.COM

Career Stats

Career Stats				Field Goals			3-PT			Rebounds														
Year	GP	GS	Min.	FG	FGA	Pct.	FG	FGA	Pct.	FT	FTA	Pct.	OR	DR	TOT	Avg.	PF	DQ	A	TO	Blk	Stl	Pts.	Avg.
2022-23	27	0	241	24	54	.444	14	35	.400	2	3	.667	2	22	24	0.9	13	0	10	6	3	4	64	2.4
2023-24	6	3	76	8	20	.400	2	7	.286	1	4	.250	2	11	13	2.2	5	0	4	7	2	0	19	3.2
TOTAL	33	3	317	32	74	.432	16	42	.381	3	7	.429	4	33	37	1.1	18	0	14	13	5	4	83	2.5

LAST FIVE GAMES	Date	Opponent	W/L	Min.	Field Goals			3-PT			FT	FTA	Pct.	OR	DR	TOT	PF	A	TO	Blk	Stl	+/-	Pts.
					FG	FGA	Pct.	FG	FGA	Pct.													
	11/10	UAB	W	35	11	18	.611	2	4	.500	3	5	.600	2	7	9	3	2	1	3	2	1	27
	11/12	Davidson	W	30	6	11	.545	2	5	.400	3	3	1.000	3	4	7	2	4	1	2	1	2	17
	11/19	Boise State	W	24	4	11	.364	0	2	.000	6	7	.857	1	3	4	4	1	1	0	1	16	14
	11/24	Alcorn State	W	35	11	18	.611	2	5	.400	5	6	.833	3	7	10	1	4	1	2	0	19	29
	11/28	Alabama	W	21	6	11	.545	3	5	.600	6	7	.857	2	6	8	4	2	1	4	1	-3	21

Notes

- Totaled 21 points and eight rebounds in 21 minutes in 85-77 win over Alabama.
- Career-high 29 points in win over Alcorn State (11/24). His first double-double of the season and eighth of his career.
- 19th 20-point game of his career and 17th-straight double-digit scoring game.
- Added 17 points and seven rebounds in a win over Davidson (11/12) to claim the Asheville Championship. He was named Tournament MVP in the process.
- Totaled a then-season-high 27 points and nine rebounds in a win over UAB (11/10).
- He opened the season with consecutive 20-point games, 20 against Winthrop and 27 against UAB. Hall is the first Clemson player to open the season with consecutive 20-point games since Will Solomon opened the 1999-00 season with consecutive 20-point games against East Tennessee State (21) and Wofford (28).

Career

- Averaged 17.6 points in ACC play last season and will be the second leading returning scorer in the ACC this coming season in 2023-24. He is second to new teammate Joseph Girard III.
- Despite being on a minutes restriction for the first two months of the season, he produced 27 double-digit scoring games, 10 20-point games and four double-doubles en route to an All-ACC Third Team season – his first ACC postseason honor of his career.
- Produced double-doubles in wins at Georgia Tech (25/10), at Pittsburgh (12/10), at Florida State (17/10) and in a loss to Virginia (13/10) in the ACC Tournament semifinals.
- Totaled 26 points and four rebounds in a home victory over Duke (Jan. 14).
- Scored a season-high 28 points to along with eight rebounds at Louisville (Feb. 18).



2023-24 SEASON HIGHS

29 vs. Alcorn State (11/24/23).....	PTS.....	29 vs. Alcorn State (11/24/23)
11, 2x, last vs. Alcorn State (11/24/23)...	FG.....	12, 2x, last at Louisville (2/18/23)
3 at Alabama (11/28/23).....	3FG.....	21, 2x, last at Louisville (2/18/23)
6 at Alabama (11/28/23).....	FT.....	12 at Florida State (2/15/22)
3, 3x, last vs. Alcorn State (11/24/23)...	OR.....	5 at Georgia Tech (12/21/22)
7, 2x, last vs. Alcorn State (11/24/23)...	DR.....	9 at Syracuse (1/18/22)
10 vs. Alcorn State (11/24/23).....	TOT.....	13 vs. Drake (12/11/21)
4, 2x, last vs. Alcorn State (11/24/23)...	AST.....	4, 4x, last vs. Alcorn State (11/24/23)
2 vs. UAB (11/10/23).....	STL.....	3, 2x, last vs. Virginia Tech (1/21/23)
4 at Alabama (11/28/23).....	BLK.....	5 vs. Morehead State (3/15/23)
35, 2x, last vs. Alcorn State (11/24/23)...	MIN.....	35, 2x, last vs. Alcorn State (11/24/23)

Player Facts

Major: Sports Communication
 Birthday: February 21, 2002
 Instagram: @pjhall_24

Full bio, game-by-game stats, career stats and NIL opportunities available:

CLEMSONTIGERS.COM

Career Stats

Career Stats				Field Goals			3-PT			Rebounds														
Year	GP	GS	Min.	FG	FGA	Pct.	FG	FGA	Pct.	FT	FTA	Pct.	OR	DR	TOT	Avg.	PF	DQ	A	TO	Blk	Stl	Pts.	Avg.
2020-21	21	0	208	30	61	.492	2	15	.133	12	16	.750	14	28	42	2.0	28	0	2	9	5	4	74	3.5
2021-22	30	29	823	179	363	.493	24	78	.308	82	105	.781	52	122	174	5.8	76	1	48	54	38	16	464	15.5
2022-23	33	27	811	192	359	.535	33	83	.398	88	112	.786	52	135	187	5.7	75	0	33	57	37	22	505	15.3
2023-24	6	6	165	46	84	.548	11	27	.407	25	30	.833	14	29	43	7.2	17	0	15	7	13	5	128	21.3
TOTAL	90	62	2007	447	867	.516	70	203	.345	207	263	.787	132	314	446	5.0	196	1	98	127	93	47	1171	13.0



LAST FIVE GAMES

Date	Opponent	W/L	Min.	Field Goals			3-PT			Rebounds			PF			A			TO			Blk			Stl			+/-			Pts.		
				FG	FGA	Pct.	FG	FGA	Pct.	FT	FTA	Pct.	OR	DR	TOT	PF	A	TO	Blk	Stl	+/-	Pts.											
11/24	Alcorn State	W	1	0	0	.000	0	0	.000	0	0	.000	0	1	1	0	0	0	0	0	0	0											

Career

- Appeared in seven games and played 10 minutes last season.
- Scored first career basket in a win over Richmond (Dec. 17). He was assisted by his brother Jack Nauseef on the play.
- Totaled his second basket of the season in home win over Notre Dame (March 4).
- Collected four rebounds in four separate games.
- Tallied first career assist in a win over Georgia Tech (Jan. 24). First career block was against Loyola Maryland (Nov. 21) and first career steal was against Notre Dame.
- Appeared in two games in 2021-22.
- Grabbed first career rebound at Notre Dame (Jan. 12).

2023-24 SEASON HIGHS

CAREER HIGHS

PTS.....

FG.....

3FG.....

FT.....

OR.....

DR.....

TOT.....

AST.....

STL.....

BLK.....

MIN.....

2, 2x, last vs. Notre Dame (3/4/23)

1, 2x, last vs. Notre Dame (3/4/23)

1, 2x, last vs. Notre Dame (3/4/23)

1, 2x, last vs. Notre Dame (3/4/23)

1, 2x, last vs. Notre Dame (3/4/23)

1, 3x, last vs. Notre Dame (3/4/23)

1, 5x, last vs. Notre Dame (3/4/23)

1 at Georgia Tech (12/21/22)

1 vs. Notre Dame (3/4/23)

1 vs. Loyola Maryland (11/21/22)

2 vs. Notre Dame (3/4/23)

Player Facts

Major: Microbiology

Birthday: September 29, 2002

Instagram: @dnauseef

Full bio, game-by-game stats, career stats and NIL opportunities available:

CLEMSONTIGERS.COM

Career Stats

	Field Goals						3-PT						Rebounds																	
Year	GP	GS	Min.	FG	FGA	Pct.	FG	FGA	Pct.	FT	FTA	Pct.	OR	DR	TOT	Avg.	PF	DQ	A	TO	Blk	Stl	Pts.	Avg.						
2021-22	2	0	2	0	0	.000	0	0	.000	0	0	.000	1	0	1	0.5	0	0	0	0	0	0	0	0.0						
2022-23	7	0	8	2	3	.667	0	0	.000	0	0	.000	1	3	4	0.6	2	0	1	1	1	1	4	0.6						
2023-24	1	0	1	0	0	.000	0	0	.000	0	0	.000	0	1	1	1.0	0	0	0	0	0	0	0	0.0						
TOTAL	10	0	11	2	3	.667	0	0	.000	0	0	.000	2	4	6	0.6	2	0	1	1	1	1	4	0.4						

LAST FIVE GAMES

Date	Opponent	W/L	Min.	Field Goals			3-PT			Rebounds			PF			A			TO			Blk			Stl			+/-			Pts.		
				FG	FGA	Pct.	FG	FGA	Pct.	FT	FTA	Pct.	OR	DR	TOT	PF	A	TO	Blk	Stl	+/-	Pts.											
11/10	UAB	W	2	1	1	1.000	0	0	.000	0	0	.000	0	1	1	0	0	0	0	0	2	2											
11/12	Davidson	W	1	0	0	.000	0	0	.000	0	0	.000	0	0	0	0	0	1	0	0	3	0											
11/19	Boise State	W	8	0	0	.000	0	0	.000	0	0	.000	1	0	1	2	1	0	0	0	4	0											
11/24	Alcorn State	W	1	0	0	.000	0	0	.000	0	0	.000	0	0	0	0	0	0	0	0	0	0											
11/28	Alabama	W	14	1	1	1.000	0	0	.000	0	0	.000	2	1	3	2	0	0	1	0	7	2											

Career

- Played in all 32 games with 30 starts last season.
- Finished the season with 244 points after averaging 7.6 points per game.
- Posted 139 rebounds on the season and averaged 3.4 per game.
- Finished out the season with 35 total assists.
- Totaled 13 double-figure scoring games.
- Notched a season-high of 16 points against Chattanooga on Feb. 18.
- Recorded a season-high of 10 rebounds against Marshall on Dec. 13.

2023-24 SEASON HIGHS

CAREER HIGHS

PTS.....

FG.....

3FG.....

FT.....

OR.....

DR.....

TOT.....

AST.....

STL.....

BLK.....

MIN.....

23 at Chattanooga (2/17/22)

10 vs. The Citadel (2/10/22)

3 vs. The Citadel (2/5/20)

12 vs. Elon (11/30/21)

7 vs. UMass (11/19/21)

6, 3x, last at Western Carolina (2/7/22)

10, 4x, last vs. Marshall (12/13/22)

3, 6x, last at Chattanooga (2/18/23)

7 vs. Coppin State (11/15/21)

3 at Furman (2/5/22)

34 vs. VMI (2/2/22)

Player Facts

Major: Athletic Leadership

Birthday: April 4, 2001

Instagram: @basleyte

Full bio, game-by-game stats, career stats and NIL opportunities available:

CLEMSONTIGERS.COM

Career Stats

				Field Goals			3-PT						Rebounds														
Year	GP	GS	Min.	FG	FGA	Pct.	FG	FGA	Pct.	FT	FTA	Pct.	OR	DR	TOT	Avg.	PF	DQ	A	TO	Blk	Stl	Pts.	Avg.			
2019-20*	29	0	243	22	49	.449	8	21	.381	11	19	.579	18	21	39	1.3	22	0	5	4	3	8	63	2.2			
2020-21*	29	0	227	15	31	.484	1	11	.091	6	13	.462	20	30	50	1.7	28	0	11	6	7	2	37	1.3			
2021-22*	31	19	753	108	202	.535	2	18	.111	78	107	.729	82	103	185	6.0	55	1	27	39	13	19	296	9.5			
2022-23*	32	30	756	97	200	.485	3	25	.120	47	72	.653	65	74	139	4.3	65	0	35	29	16	18	244	7.6			
2023-24	6	0	40	2	2	1.000	0	0	.000	0	0	.000	3	5	8	1.3	6	0	3	1	1	1	4	0.7			
TOTAL	127	49	2020	244	484	.504	14	75	.187	142	211	.673	188	233	421	3.3	176	1	81	79	40	48	644	5.1			

* Games played at UNCG

MISCELLANEOUS STATS

THE LAST TIME...

	CLEMSON	OPPONENT
A player had a triple-double	1/26/93 vs. Maryland (Sharone Wright, 12p/14r/10b)	Never Accomplished
A player had a 20-point, 20-rebound game	12/17/90 vs. SC State (Dale Davis, 22p/21r)	1/11/06 vs. Wake Forest (Eric Williams, 22p/20r)
A player had 30+ points	12/30/22 vs. NC State (Hunter Tyson, 31)	11/21/18 vs. Creighton (Ty-Shon Alexander, 36)
A player had 40+ points	1/24/01 vs. Georgia Tech (Will Solomon, 41)	3/12/11 vs. North Carolina (Harrison Barnes, 40)
A player had 50+ points	2/17/1916 (J.W. Stribling, 50)	2/24/55 at Furman (Darrell Floyd, 56)
A player had 15+ field goals	1/14/87 vs. Furman (Horace Grant, 15)	2/24/82 at Duke (Vince Taylor, 16)
A player had 15+ free throws	1/27/13 vs. Virginia Tech (Milton Jennings, 16)	3/9/16 vs. Georgia Tech (Marcus Georges-Hunt, 15)
A player had 20+ rebounds	3/4/99 vs. Florida State (Harold Jamison, 20)	3/6/19 at Notre Dame (John Mooney, 20)
A player had 15+ assists	2/13/02 vs. Wake Forest (Edward Scott, 16)	1/10/87 vs. Wake Forest (Tyrone "Mugsey" Bogues, 17)
A player had 6+ steals	2/13/16 vs. Georgia Tech (Avry Holmes, 6)	2/3/07 at Georgia Tech (Javaris Crittenton, 7)
A player had 8+ blocks	2/6/16 vs. Virginia Tech (Landry Nnoko, 8)	3/11/94 vs. Duke (Cherokee Parks, 10)
A player converted a four-point play	11/24/23 vs. Alcorn State (Joseph Girard III, 2:17 1H)	11/19/23 vs. Boise State (Chibuzo Agbo, 8:32 1H)
A player was perfect from the field (min. 10 FGA)	Never Accomplished	3/8/92 at Georgia Tech (Matt Geiger, 10-10)
A player was perfect from the foul line (min. 10 FTA)	2/25/23 at NC State (Brevin Galloway, 10-10)	11/21/18 vs. Creighton (Ty-Son Alexander, 11-11)
A team scored 100+ points	11/29/22 vs. Penn State (101)	2/5/17 vs. Florida State (109)
A team scored less than 40	1/23/18 at Virginia (36)	12/2/20 vs. SC State (38)
A team had 25+ assists	11/24/23 vs. Alcorn State (26)	2/1/68 vs. Georgia Tech (35)
A team had 50+ rebounds	12/18/21 vs. South Carolina (51)	11/11/22 at South Carolina (50)
A team shot .650+ from the field	2/22/20 at Boston College (.689)	2/5/17 at Florida State (.661)
A team did not miss a free throw (min. 10 FTA)	1/31/23 at Boston College (16-16)	11/26/21 vs. Charleston Southern (15-15)
A team did not make a three-pointer	1/26/19 at NC State (0-7)	2/1/06 at Florida State (0-9)
A team had two players score 30+ points	2/13/02 vs. Wake Forest (Stockman, 30; Scott, 30)	1/9/80 vs. Duke (Banks, 31; Gminski, 30)
A team had two players score 20+ points	2/25/23 at NC State (Galloway, 28; Hall, 20)	11/29/22 at Georgia Tech (Wynter 26, Pickett 23, Lundy 23)
A team had three players score 20+ points	3/4/06 vs. Georgia Tech (Hamilton, 24; Akingbala 22; Robinson, 22)	11/29/22 at Georgia Tech (Wynter 26, Pickett 23, Lundy 23)
A team had three double-doubles	1/11/14 vs. Duke (McDaniels, Blossomgame, Nnoko)	2/28/90 vs. Duke (Henderson, Hurley, Laettner)
A team had six players score 10+ points	12/14/21 vs. Miami (Oh.) (W, 89-76)	12/2/01 vs. Duke (L, 80-96)
Played an overtime game	11/29/22 vs. Penn State (101-94)	
Played a double-overtime game	11/29/22 vs. Penn State (101-94); 3/2/14 vs. Maryland (77-73)	
Clemson was ranked (AP Poll)	January 30, 2023 (20)	
Clemson played a ranked opponent (AP Poll)	at No. 23 Alabama (85-77) on November 28, 2023	
Clemson defeated a ranked opponent (AP Poll)	at No. 23 Alabama (85-77) on November 28, 2023	
Clemson lost to a ranked opponent (AP Poll)	vs. No. 13 Virginia (56-76) on March 10, 2023	
Clemson faced No. 1 (AP Poll)	vs. Duke (68-87) on January 5, 2019	
Clemson defeated No. 1 (AP Poll)	vs. North Carolina (75-65) on February 18, 2001	

MISCELLANEOUS STATS

Dunks (15): RJ Godfrey (3), PJ Hall (6), Chase Hunter (1), Ian Schieffelin (4), Chauncey Wiggins (1)
Charges Taken (7): Joseph Girard III (1), PJ Hall (3), Chase Hunter (1), Ian Schieffelin (2)
20-Point Games (5): Joseph Girard III (1), PJ Hall (4)
30-Point Games (0):
Double-Doubles (1): PJ Hall (1)
Double Figure Scoring (19): Joseph Girard III (4), RJ Godfrey (3), PJ Hall (6), Chase Hunter (5), Ian Schieffelin (1)
Double Figure Rebounding (1): PJ Hall (1), Ian Schieffelin (1)
Led Clemson in Scoring: Joseph Girard III (1), PJ Hall (4)
Led Clemson in Rebounding: PJ Hall (2), Ian Schieffelin (3)
Led Clemson in Assists: Joseph Girard III (3), Chase Hunter (3)
Consecutive Field Goals Made: PJ Hall (5) vs. Davidson (11/12/23)
Consecutive Points Scored: 7 by PJ Hall vs. Winthrop (11/6/23); 7 by Joseph Girard III vs. Boise State (11/19/23); 7 by PJ Hall at Alabama (11/28/23)
Consecutive Free Throws Made: 11 by PJ Hall (11/10/23 to 11/24/23)
Consecutive Three-Pointers Made: 4 by Joseph Girard III vs. Davidson (11/12/23)
Largest Lead: 24 vs. Winthrop (11/6/23)
Largest Deficit: 18 vs. Davidson (11/12/23)
Largest Halftime Deficit: 5 vs. Davidson (11/12/23)
Largest Deficit Overcome for Victory: 18 vs. Davidson (8:45 1H, 11/12/23)
Most Consecutive Clemson Points: 14 vs. UAB (11/10/23)
Most Consecutive Opponent Points: 18 vs. Davidson (11/12/23)

CLEMSON'S RECORD...

Overall	6-0
At home	3-0
On the road	1-0
At neutral sites	2-0
In overtime	0-0
Vs. ranked opponents	1-0
In games decided by 3 points or less	2-0
In games decided by 5 points or less	0-0
In games decided by 7 or more points	4-0
When leading at halftime	4-0
When trailing at halftime	2-0
When tied at halftime	0-0
When leading with 5:00 left	6-0
When trailing with 5:00 left	0-0
When leading with 1:00 left	5-0
When trailing with 1:00 left	1-0
When shooting 50% or better	2-0
When opponent shoots less than 50%	5-0
When scoring 70 or more points	5-0
When winning the rebound margin	3-0
When winning the turnover margin	3-0
When winning points in the paint	5-0
When winning bench points	5-0
In November	6-0
In December	0-0
In January	0-0
In February	0-0
In March	0-0

2023-24 STARTING LINEUPS (2)

Lineup #	Game #	G	G	G/F	F	C	G	W-L	PCT.
1	1-3	C. Hunter	Girard III	Wiggins	Schieffelin	Hall	3	3-0	1.000
2	4-6	C. Hunter	Girard III	Clark	Schieffelin	Hall	3	3-0	1.000



SUPERLATIVE STATS

INDIVIDUAL GAME HIGHS/INDIVIDUAL HIGHS UNDER BROWNELL

italic indicates all-time under Coach Brownell

CLEMSON		OPPONENT	
	HIGHS		HIGHS
Points	29, PJ Hall, 11/24 vs. Alcorn State 33, Jaron Blossomgame, 2/20/16 at NC State	Points	23, Mark Sears, 11/28 at Alabama 40, Harrison Barnes, 3/12/11 vs. North Carolina
FG	11, PJ Hall, 11/10 vs. UAB; 11/24 vs. Alcorn State 13, Jaron Blossomgame, last on 2/8/16 vs. Notre Dame	FG	7, Eric Gaines, 11/10 vs. UAB; Mark Sears, 11/28 at Alabama 12, last by Landers Nolley II, 11/5/19 vs. Virginia Tech
FGA	18, PJ Hall, 11/10 vs. UAB; 11/24 vs. Alcorn State 24, KJ McDaniels, 2/11/14 at Notre Dame	FGA	17, Eric Gaines, 11/10 vs. UAB 23, Landers Nolley II, 11/5/19 vs. Virginia Tech
FG Perfection	1, many (3), last by Bas Leyte, 11/28 at Alabama 7, last by Ian Schieffelin, 3/4/23 vs. Notre Dame	FG Perfection	1, Alex Tsynkevich, 11/24 vs. Alcorn State; Nick Pringle, 11/28 at Alabama 8, Mark Williams, 2/10/22 vs. Duke
3FG	4, Joseph Girard III, 11/28 at Alabama 8, Marquise Reed, 2/21/18 at Virginia Tech*	3FG	4, Chibuzo Agbo, 11/19 vs. Boise State; Mark Sears, 11/28 at Alabama 8, Lamar Peters, 12/8/18 vs. Mississippi State
3FGA	9, Joseph Girard III, 11/24 vs. Alcorn State 20, Marquise Reed, 2/21/18 at Virginia Tech	3FGA	9, Mark Sears, 11/28 at Alabama 12, last by Antoine Davis, 11/17/19 vs. Detroit Mercy
3FG Perfection	1, by many (7), last by Dillon Hunter, 11/28 at Alabama 5, Gabe DeVoe, 11/24/17 vs. Texas Southern	3FG Perfection	2, Kasen Harrison, 11/6 vs. Winthrop; 2, Grant Huffman, 11/12 vs. Davidson 5, last by Chris Childs, 11/15/21 vs. Bryant
FT	6, PJ Hall, 11/19 vs. Boise State; 11/28 at Alabama 16, Milton Jennings, 1/27/13 vs. Virginia Tech	FT	5, Mark Sears, 11/28 at Alabama 15, Marcus Georges-Hunt, 3/9/16 at Georgia Tech
FTA	7, PJ Hall, 11/19 vs. Boise State; 11/28 at Alabama 18, Milton Jennings, 1/27/13 vs. Virginia Tech	FTA	7, Mark Sears, 11/28 at Alabama 16, Marcus Georges-Hunt, 3/9/16 at Georgia Tech
FT Perfection	4, Ian Schieffelin and Chase Hunter, 11/6 vs. Winthrop 10, Brevin Galloway, 2/25/23 at NC State	FT Perfection	4, last by Grant Nelson, 11/28 at Alabama 8, last by Theo Pinson, 1/16/18 at North Carolina
Rebounds	14, Ian Schieffelin, 11/28 at Alabama 16, Elijah Thomas, 11/24/17 vs. Texas Southern	Rebounds	8, Djahi Binet, 11/24 vs. Alcorn State; Grant Nelson, 11/28 at Alabama 20, John Mooney, 3/9/19 at Notre Dame
Offensive Reb.	4, RJ Godfrey, 11/19 vs. Boise State 9, Ian Schieffelin, 11/7 vs. The Citadel	Offensive Reb.	3, last by Rylan Griffen, 11/28 at Alabama 8, Jordan Murphy, 11/30/15 at Minnesota
Assists	7, Chase Hunter, 11/24 vs. Alcorn State 11, last by Chase Hunter, 2/22/23 vs. Syracuse	Assists	5, Grant Huffman, 11/12 vs. Davidson 13, Kendall Marshall, 2/18/12 at North Carolina
Blocks	4, RJ Godfrey, 11/19 vs. Boise State; PJ Hall, 11/28 at Alabama 8, last by Landry Nnoko, 2/6/16 at Virginia Tech	Blocks	2, Djahi Binet, 11/24 vs. Alcorn State; Grant Nelson, 11/28 at Alabama 7, James Banks III, 2/6/19 at Georgia Tech
Steals	2, by many (4), last by Joseph Girard III, 11/28 at Alabama 6, Avry Holmes, 2/13/16 vs. Georgia Tech	Steals	4, Eric Gaines, 11/10 vs. UAB 6, Makai Ashton-Langford, 1/31/23 at Boston College
Minutes	35, many (4), last by PJ Hall, 11/24 vs. Alcorn State ^^48, KJ McDaniels, 3/2/14 vs. Maryland	Minutes	38, Grant Huffman, 11/12 vs. Davidson ^^50, Eric Atkins, 2/11/14 at Notre Dame

^ - denotes one overtime period, * - denotes school record

2023-24 TEAM HIGHS & LOWS

CLEMSON		OPPONENT	
	HIGHS		HIGHS
Points	90, 11/24 vs. Alcorn State	Points	77, 11/28 at Alabama
1st Half Points	48, 11/24 vs. Alcorn State	1st Half Points	42, 11/10 vs. UAB
2nd Half Points	52, 11/28 at Alabama	2nd Half Points	45, 11/28 at Alabama
1st Half FG%	53.3, 11/19 vs. Boise State	1st Half FG%	57.7, 11/24 vs. Alcorn State
2nd Half FG%	60.0, 11/28 at Alabama	2nd Half FG%	44.4, 11/12 vs. Davidson
Scoring Margin	+22, 11/6 vs. Winthrop	FG	28, 11/10 vs. UAB
FG	34, 11/24 vs. Alcorn State	FGA	67, 11/28 at Alabama
FGA	70, 11/24 vs. Alcorn State	FG%	50.0, 11/24 vs. Alcorn State
FG%	53.3, 11/28 at Alabama	3FG	11, 11/28 at Alabama
3FG	13, 11/6 vs. Winthrop	3FGA	35, 11/28 at Alabama
3FGA	32, 11/6 vs. Winthrop	3FG% (Min. 10)	40.9, 11/10 vs. UAB
3FG% (Min. 10)	53.3, 11/19 vs. Boise State	FT	20, 11/28 at Alabama
FT	17, 11/10 vs. UAB	FTA	26, 11/28 at Alabama
FTA	27, 11/10 vs. UAB	FT% (Min. 10)	83.3, 11/6 vs. Winthrop
FT% (Min. 10)	93.8, 11/19 vs. Boise State	Rebounds	41, 11/28 at Alabama
Rebounds	42, 11/24 vs. Alcorn State	Offensive Reb.	16, 11/28 at Alabama
Offensive Reb.	13, 11/19 vs. Boise State; 11/24 vs. Alcorn State	Assists	14, 11/10 vs. UAB
Rebound Margin	+15, 11/19 vs. Boise State	Turnovers	14, 11/6 vs. Winthrop; 11/10 vs. UAB
Assists	26, 11/24 vs. Alcorn State	Blocks	3, 11/24 vs. Alcorn State; 11/28 at Alabama
Turnovers	12, 11/19 vs. Boise State	Steals	9, 11/19 vs. Boise State
Blocks	7, 2x, last 11/28 at Alabama	Fouls	23, 11/10 vs. UAB
Steals	7, 11/6 vs. Winthrop		
Fouls	22, 11/28 at Alabama		

TEAM HIGHS & LOWS UNDER BROWNELL

CLEMSON		OPPONENT	
	HIGHS		HIGHS
Points	101, 11/29 vs. Penn State	Points	109, 2/5/17 at Florida State
1st Half Points	54, last on 2/25 at NC State	1st Half Points	51, 2/5/17 at Florida State
2nd Half Points	56, last on 1/16/18 at North Carolina	2nd Half Points	58, 2/5/17 at Florida State
1st Half FG%	69.6, 2/22/20 at Boston College	1st Half FG%	64.0, 3/4/12 at Florida State
2nd Half FG%	85.0, 1/12/11 vs. Georgia Tech	2nd Half FG%	72.0, 1/8/13 at Duke
Scoring Margin	+45, 11/14/14 vs. Florida A&M	FG	41, 2/5/17 at Florida State
FG	35, last on 2/15 vs. Florida State	FGA	79, 3/2/14 vs. Maryland
FGA	73, 3/4/12 at Florida State	FG%	66.1, 2/5/17 at Florida State
FG%	69.2, 1/12/11 vs. Georgia Tech	3FG	19, 12/8/18 vs. Mississippi State
3FG	15, 1/30/18 vs. North Carolina	3FGA	40, 11/17/16 vs. Davidson
3FGA	36, last on 2/21/18 at Virginia Tech	3FG% (Min. 10)	72.7, 2/7/12 vs. Maryland
3FG% (Min. 10)	78.6, 1/12/11 vs. Georgia Tech	FT	25, last on 2/15/22 at Florida State
FT	32, 1/10/16 vs. Louisville	FTA	35, 1/22/11 at Maryland
FTA	46, 11/12/10 vs. Western Carolina	FT% (Min. 10)	96.0, 11/26/19 vs. Colorado
FT% (Min. 10)	100.0, 1/31/23 at Boston College (16-16)	Rebounds	63, 3/2/14 vs. Maryland
Rebounds	51, last on 12/18/21 vs. South Carolina	Offensive Reb.	24, 1/10/16 vs. Louisville
Offensive Reb.	23, last on 12/13/16 vs. SC State	Assists	26, 2/5/17 at Florida State
Rebound Margin	+23, 11/12/17 vs. North Carolina A&T	Turnovers	25, 1/13 vs. The Citadel
Assists	28, 2/22/23 vs. Syracuse	Blocks	11, 12/22/21 at Virginia
Turnovers	22, 2/5/17 at Florida State	Steals	17, 12/12/20 vs. Alabama
Blocks	12, last on 11/17/13 vs. South Carolina	Fouls	32, 11/12/10 vs. Western Carolina
Steals	16, 1/13 vs. The Citadel		
Fouls	26, 1/17/23 at Wake Forest		

GAME-BY-GAME RESULTS

Opponent	Score	By Periods	FGM-A-Pct.	3FGM-A-Pct	FTM-A-Pct.	Reb (O-D)	PF-DQ	A	TO	BS	S	1H-FG%	2H-FG%	Bench
H-Winthrop	56	24-32	18-52-.346	5-18-.278	15-18-.833	30 (6-24)	13-0	6	14	0	6	.350	.344	17
Clemson	78	33-45	27-62-.435	13-32-.406	11-12-.917	39 (10-29)	17-0	21	10	6	7	.367	.500	27
N-UAB	76	42-34	28-60-.467	9-22-.409	11-16-.688	39 (12-27)	23-2	14	14	2	5	.500	.429	34
Clemson	77	39-38	27-55-.491	6-19-.316	17-27-.630	26 (5-21)	16-0	16	10	7	4	.483	.500	16
N-Davidson	65	28-37	22-56-.393	9-25-.360	12-17-.706	35 (9-26)	15-0	12	9	2	5	.345	.444	24
Clemson	68	23-45	26-57-.456	12-31-.387	4-8-.500	31 (7-24)	16-0	17	10	6	3	.321	.586	27
H-Boise State	68	38-30	22-56-.393	7-23-.304	17-22-.773	25 (7-18)	18-0	9	11	1	9	.423	.367	17
Clemson	85	41-44	31-61-.508	8-15-.533	15-16-.938	40 (13-27)	18-0	15	12	6	3	.533	.484	27
H-Alcorn State	69	37-32	26-52-.500	5-14-.357	12-21-.571	28 (2-26)	17-0	8	9	3	4	.577	.423	5
Clemson	90	48-42	34-70-.486	11-29-.379	11-18-.611	42 (13-29)	15-1	26	7	2	5	.514	.457	17
A-Alabama	77	32-45	23-67-.343	11-35-.314	20-26-.769	41 (16-25)	15-0	12	7	3	7	.278	.419	12
Clemson	85	33-52	32-60-.533	11-21-.524	10-15-.66.7	41 (8-33)	22-0	12	11	7	4	.467	.600	24

SEASON STATISTICS



2023-24 Clemson Men's Basketball Combined Team Statistics All games

Page 1/1
as of Nov 29, 2023

Game Records

Record	Overall	Home	Away	Neutral
ALL GAMES	6-0	3-0	1-0	2-0
CONFERENCE	0-0	0-0	0-0	0-0
NON-CONFERENCE	6-0	3-0	1-0	2-0

Score by Periods

Team	1st	2nd	OT	TOT
Clemson	217	266	0	483
Opponents	201	210	0	411

Team Box Score

No.	Player				Total		3-Point		F-Throw		Rebounds														
		GP-GS	MIN	AVG	FG-FGA	FG%	3FG-3FGA	3FG%	FT-FTA	FT%	OFF	DEF	TOT	AVG	PF	DQ	A	TO	BLK	STL	PTS	AVG			
24	HALL, PJ	6-6	165:17	27.5	46-84	.548	11-27	.407	25-30	.833	14	29	43	7.2	17	0	15	7	13	5	128	21.3			
1	HUNTER, Chase	6-6	186:13	31.0	29-61	.475	11-24	.458	11-13	.846	2	13	15	2.5	11	0	21	11	1	3	80	13.3			
11	GIRARD III, Joseph	6-6	178:39	29.8	26-64	.406	17-41	.415	9-11	.818	2	13	15	2.5	8	0	22	6	0	5	78	13.0			
10	GODFREY, RJ	6-0	110:10	18.4	22-34	.647	1-1	1.000	7-14	.500	8	21	29	4.8	19	1	5	6	8	2	52	8.7			
4	SCHIEFFELIN, Ian	6-6	143:03	23.8	17-33	.515	4-7	.571	8-10	.800	13	35	48	8.0	13	0	9	8	5	1	46	7.7			
12	HEMENWAY, Alex	5-0	78:03	15.6	8-21	.381	8-19	.421	2-4	.500	0	3	3	0.6	5	0	7	4	1	2	26	5.2			
21	WIGGINS, Chauncey	6-3	75:54	12.7	8-20	.400	2-7	.286	1-4	.250	2	11	13	2.2	5	0	4	7	2	0	19	3.2			
2	HUNTER, Dillon	6-0	101:25	16.9	6-16	.375	4-8	.500	2-3	.667	1	14	15	2.5	7	0	16	4	0	4	18	3.0			
0	BEADLE, Josh	5-0	36:41	7.3	7-11	.636	0-1	.000	1-4	.250	0	2	2	0.4	6	0	2	2	0	1	15	3.0			
5	CLARK, Jack	6-3	81:01	13.5	6-18	.333	3-11	.273	2-3	.667	4	11	15	2.5	7	0	3	1	3	2	17	2.8			
33	LEYTE, Bas	6-0	40:13	6.7	2-2	1.000	0-0	.000	0-0	.000	3	5	8	1.3	6	0	3	1	1	1	4	0.7			
13	LATIFF, Andrew	1-0	01:07	1.1	0-1	.000	0-1	.000	0-0	.000	0	0	0	0.0	0	0	0	0	0	0	0	0.0			
32	NAUSEEF, Daniel	1-0	01:07	1.1	0-0	.000	0-0	.000	0-0	.000	0	1	1	1.0	0	0	0	0	0	0	0	0.0			
20	KELLY, Matt	1-0	01:07	1.1	0-0	.000	0-0	.000	0-0	.000	0	0	0	0.0	0	0	0	0	0	0	0	0.0			
Team											7	5	12				3								
Total		6	1200		177-365	.485	61-147	.415	68-96	.708	56	163	219	36.5	104	1	107	60	34	26	483	80.5			
Opponents		6	1200		139-343	.405	46-137	.336	87-120	.725	52	146	198	33.0	100	2	61	64	11	35	411	68.5			

Team Statistics

	CU	OPP
Scoring	483	411
Points per game	80.5	68.5
Scoring margin	+12.0	-
Field goals-att	177-365	139-343
Field goal pct	.485	.405
3 point fg-att	61-147	46-137
3-point FG pct	.415	.336
3-pt FG made per game	10.2	7.7
Free throws-att	68-96	87-120
Free throw pct	.708	.725
F-Throws made per game	11.3	14.5
Rebounds	219	198
Rebounds per game	36.5	33.0
Rebounding margin	+3.5	-
Assists	107	61
Assists per game	17.8	10.2
Turnovers	60	64
Turnovers per game	10.0	10.7
Turnover margin	+0.7	-
Assist/turnover ratio	1.8	1.0
Steals	26	35
Steals per game	4.3	5.8
Blocks	34	11
Blocks per game	5.7	1.8
Winning streak	6	-
Home win streak	3	-
Attendance	17900	10725
Home games-Avg/Game	3-5967	1-10725
Neutral site-Avg/Game	-	2-3224

Team Results

Date	Opponent		Score	Att.
11/06/2023	Winthrop	W	78-56	6361
11/10/2023	vs UAB	W	77-76	3319
11/12/2023	vs Davidson	W	68-65	3129
11/19/2023	Boise St.	W	85-68	5748
11/24/2023	Alcorn	W	90-69	5791
11/28/2023	at Alabama	W	85-77	10725

