



HORNED FROGS BASKETBALL

FORT WORTH, TEXAS

SCHEDULE/RESULTS

NOVEMBER

Date	Opponent	AP Rank TCU/Opp	TV	Time/ Result
Mon. 6	Southern	-/-	Big 12 Now	W, 108-75
Thur. 9	Omaha	-/-	Big 12 Now	W, 82-60
Tues. 14	UTRGV	RV/-	Big 12 Now	W, 88-55
Fri. 17	MVSU	RV/-	Big 12 Now	W, 86-52
Tues. 21	Alcorn State	RV/-	Big 12 Now	W, 93-74
Mon. 27	Houston Christian	RV/-	Big 12 Now	W, 101-64

DECEMBER

Sat. 2	at Georgetown \$	RV/-	FS1	W, 84-83
Sat. 9	vs. Clemson %	RV/24	FS1	3 p.m.
Sat. 16	vs. Arizona State 6	-/-	ESPNU	9 p.m.
Thur. 21	vs. Old Dominion^	-/-	ESPNU	4 p.m.
Fri. 22	vs. Nevada/Temple^	-/-	TBD	TBD
Sun. 24	vs. TBD^	-/-	TBD	TBD

JANUARY

Mon. 1	TAMU-Commerce	-/-	Big 12 Now	3 p.m.
Sat. 6	at Kansas*	-/-	CBS	1 p.m.
Wed. 10	Oklahoma*	-/-	ESPN2/U	8 p.m.
Sat. 13	Houston	-/-	ESPN	6 p.m.
Tues. 16	at Cincinnati*	-/-	Big 12 Now	6 p.m.
Sat. 20	Iowa State*	-/-	ESPN2/U	TBD
Tues. 23	at Oklahoma State*	-/-	ESPNU	8 p.m.
Sat. 27	at Baylor*	-/-	ESPN2	3 p.m.
Tues. 30	Texas Tech*	-/-	ESPN2	6 p.m.

FEBRUARY

Sat. 3	Texas*	-/-	ESPN/2	1 p.m.
Sat. 10	at Iowa State*	-/-	ESPN/2	1 p.m.
Mon. 12	West Virginia*	-/-	Big 12 Now	7 p.m.
Sat. 17	at Kansas State*	-/-	ESPN2/U	11 a.m.
Tue. 20	at Texas Tech*	-/-	ESPN/2	8 p.m.
Sat. 24	Cincinnati*	-/-	Big 12 Now	2 p.m.
Mon. 26	Baylor*	-/-	ESPN	8 p.m.

MARCH

Sat. 2	at BYU*	-/-	Big 12 Now	8 p.m.
Wed. 6	at West Virginia*	-/-	ESPN2/U	8 p.m.
Sat. 9	UCF	-/-	Big 12 Now	4 p.m.
T-S	12-16 Phillips 66 Big 12 Championship			

ALL TIMES CENTRAL

* - Big 12 Conference game

^ - Diamond Head Classic (Honolulu, Hawaii)

6 - at Dickies Arena

% - Discount Tire Hall of Fame Series Toronto

\$ - BIG EAST/Big 12 Battle

FOLLOW TCU BASKETBALL

f /TCUBasketball

X @TCUBasketball

TCUMBB

Website

www.GoFrogs.com

TCU ATHLETIC COMMUNICATIONS

MBB Contact: Steven Schoon // E: s.schoon@tcu.edu
O: 817-257-5299 // C: 620-218-1693

Address: Athletic Communications Office
TCU Box 297600 // Fort Worth, Texas, 76129

DEC. 9 | COCA-COLA COLISEUM (7,779) | TORONTO | 3 PM



TCU Horned Frogs (7-0)

HC: Jamie Dixon (TCU '87) ■ At TCU: 146-97 (8th) ■ Career: 474-220 (21st)



VS. #24 CLEMSON Tigers (8-0)

HC: Brad Brownell ■ At School: 249-177 (14th) ■ Career: 416-262 (22nd)

PROBABLE STARTERS

Po.	No.	Name	Hgt.	Wt.	Yr.	Ppg	Rpg	App	Hometown
G	4	Jameer Nelson Jr.	6-2	205	Sr.	11.7	2.7	4.1	Haverford, Penn.
G	0	Micah Peavy	6-8	215	Sr.	12.1	3.6	3.7	Cibalo, Texas
F	21	JaKobe Coles	6-8	215	Jr.	15.7	5.3	1.9	Denton, Texas
F	2	Emanuel Miller	6-7	215	Sr.	15.9	5.6	3.0	Scarborough, Ontario
C	8	Ernest Udeh Jr.	6-11	260	So.	2.3	4.4	11*	Orlando, Fla.

* blocks per game

GAME INFORMATION

Broadcast: FS1

Play-By-Play: Jason Benetti

Analyst: Robbie Hummel

Online: FoxSports.com // Fox Sports App.

Radio: AM 570 KLIF

Play-By-Play: Brian Estridge

Analyst: Colin Boddicker

Online: HFTV // TuneIn // Varsity

Sirius XM: 391

Series: Clemson leads 3-0

In Fort Worth: 0-0

In Clemson: Clemson leads 1-0

Neutral: Clemson leads 2-0

First Meeting:

Clem. won 125-62 (11/25/77) in Clemson

Last Meeting:

Clem. won 62-60 (OT) (11/24/19) in L.V.

Winning Streak: Clemson W3

Dixon vs. Clemson: 2-3

RANKINGS

TCU

AP: RV

Coaches: RV

KenPom: 32

NET: 45

CLEMSON

AP: 24

Coaches: 20

KenPom: 26

NET: 17

NOTES

- TCU will face No. 24 Clemson on Saturday, Dec. 9 at 3 p.m. CT. in the Discount Tire Hall of Fame Series Toronto. The game will be held at Coca-Cola Coliseum in Toronto, Ontario and televised on FS1.
- It will be the Horned Frogs' first regular season game out of the country since the 2015-16 season when they competed in the Cancun Challenge in Cancun, Mexico. TCU has never played in Canada.
- TCU and Clemson are two of 13 schools unbeaten on the season. TCU is one of three schools with undefeated men's and women's basketball programs, joining Baylor and Colorado State.
- TCU's six wins against AP Top 25 teams last season were the most wins over ranked teams in program history.
- Of TCU's 34 wins over AP Top 25 teams in its history, 19 have come in the last six seasons under Dixon.
- The Horned Frogs are 7-0 for the first time since the 2017-18 season when they were 12-0.
- TCU's remaining strength of schedule rank is No. 3 nationally according to ESPN's BPI.
- TCU has won its games by an average of 25.6 points per game, which ranks fourth nationally for scoring margin.
- Emanuel Miller is the reigning Big 12 Player of the Week after averaging 24 points over the two games last week.
- Miller, a native of Scarborough, Ontario is averaging 15.9 points per game, which ranks 10th in the Big 12.
- Assistant Coach Jamie McNeilly is also from Scarborough, a district of Toronto.
- JaKobe Coles ranks fourth in the Big 12 in field goal percentage (61.8) and Peavy ranks sixth (57.8).
- Jameer Nelson Jr. leads the Big 12 and ranks sixth nationally with 3.1 steals per game.
- Nelson is one of three players nationally that is averaging at least 11.0 points, 4.0 assists and 3.0 steals per game.
- TCU leads the nation with 29.0 fastbreak points per game.
- TCU ranks second nationally (Kansas) in assists with 22.1 per game and shooting percentage at 53.5 percent.
- TCU ranks second in the Big 12 and sixth nationally with 91.7 points per game.
- TCU ranks first in the Big 12 and fourth nationally with 18.4 turnovers forced per game.
- TCU ranks first in the Big 12 and fourth nationally with 11.9 steals per game.
- TCU ranks first in the Big 12 and 12th nationally with 6.1 blocks per game.
- TCU ranks second nationally in average possession length at 13.5 seconds per offensive possession.
- Under Dixon, TCU has gone 75-11 in the months of November and December combined.
- Under Dixon, TCU is 29-13 in neutral site games.
- TCU was picked to finish fifth in the Big 12 in a poll voted on by the league's coaches.
- TCU is receiving votes in the AP Top 25. TCU was No. 22 in the final ranking of the 2022-23 season.

LAST TIME OUT

- Emanuel Miller scored a career-high 29 points including a buzzer-beating 3-pointer led the TCU men's basketball team to an 84-83 win at Georgetown on Saturday, Dec. 2 at Capital One Arena in Washington, D.C.
- JaKobe Coles added 17 points and Avery Anderson III had 11 points.

ABOUT THE OPPONENT

- Clemson is off to its best start since the 2008-09 season (16-0) after a 72-67 win over South Carolina Wednesday.
- The Tigers are led by PJ Hall's 20.5 points and 7.8 rebounds per game.

SERIES HISTORY

- Clemson leads the all-time series 3-0.
- The last meeting was a 62-60 overtime win by the Tigers in Las Vegas, Nev., part of the MGM Resorts Main Event at T-Mobile Arena. Desmond Bane had 17 points, 10 rebounds and six assists.

UP NEXT

- TCU will play Arizona State on Saturday, Dec. 16 at 9 p.m. at Dickies Arena in Fort Worth, part of the US LBM Coast-to-Coast Challenge.

NUMERICAL ROSTER

No.	Name	Pos.	Ht.	Wt.	Yr.-Exp.	Hometown (High School) / Previous School
0	Micah Peavy	G	6-8	215	Sr.	Cibolo, Texas (Duncanville HS) / Texas Tech
1	Isaiah Manning	F	6-8	220	Fr.	Mansfield, Texas (Mansfield Legacy HS)
2	Emanuel Miller	F	6-7	215	Sr.	Scarborough, Ontario (Prolific Prep - Calif.) / Texas A&M
3	Avery Anderson III	G	6-2	170	Sr.	Justin, Texas (Northwest HS) / Oklahoma State
4	Jameer Nelson Jr.	G	6-2	205	Sr.	Haverford, Penn. (The Haverford School) / Delaware
5	Chuck O'Bannon Jr.	F	6-7	220	R-Sr.	Las Vegas, Nev. (Bishop Gorman - Calif.) / USC
8	Ernest Udeh Jr.	C	6-11	260	So.	Orlando, Fla. (Dr. Phillips HS) / Kansas
11	Trevian Tennyson	G	6-3	180	Sr.	Arlington, Texas (Mansfield Legacy HS) / Texas A&M CC
12	Xavier Cork	F	6-9	235	Sr.	Sulphur Springs, Texas (Sulphur Springs HS) / Western Carolina
21	JaKobe Coles	F	6-8	215	Jr.	Denton, Texas (Guyer HS) / Butler
22	Tyler Lundblade*	G	6-7	212	So.	Dallas, Texas (Greensboro Day School) / SMU
30	Darius Ford*	G	5-11	155	Jr.	Fort Worth, Texas / Paul Laurence Dunbar YMLA
33	Trey Stuart*	G	6-2	175	So.	Weatherford, Texas / Brock HS
35	Cole Despie*	G	6-4	186	Jr.	San Jose, Calif. / Bellarmine College Prep
41	Jace Posey	G	6-5	206	Fr.	Houston, Texas (Strake Jesuit College Prep)
44	Essam Mostafa	F	6-9	250	Sr.	Cairo, Egypt (Long Island Lutheran HS) / Coastal Carolina
55	Zach Gonsoulin*	G	6-0	155	So.	Houston, Texas / IMG Academy - Fla.

* denotes walk-on

COACHES & STAFF

Staff Position	Name	Graduated From	Year at TCU
Head Coach:	Jamie Dixon	TCU, '87	Eighth season at TCU
Associate Head Coach:	Tony Benford	Texas Tech, '86	Fifth season at TCU
Assistant Coach:	Duane Broussard	Bradley, '93	Fifth season at TCU
Assistant Coach:	Jamie McNeilly	New Orleans, '07	Third season at TCU
Assistant AD, Men's Basketball Operations:	Thomas Montigel	TCU, '14	10th season at TCU
Assistant Coach/Player Development:	Corey Santee	TCU, '06	Seventh season at TCU
Assistant Coach/Scouting and Analytics:	Michael Rice	Franklin and Marshal, '20	Fourth season at TCU
Associate Director of Sports Medicine:	Matt Herrill	Kansas, '03	Eighth season at TCU
Associate Director - Human Performance:	Garry Christopher	Baylor, '08	Second season at TCU

PRONUNCIATION GUIDE

Players	Pronunciation
JaKobe Coles	jah-kobe
Xavier Cork	ex-ave-er
Essam Mostafa	e-som
Trevian Tennyson	tray-vee-in tennis-in
Ernest Udeh	oo-day

FROGS BY MAJOR

Communications	Master of Liberal Arts
JaKobe Coles (criminal justice minor)	Avery Anderson III
Ernest Udeh Jr.	Chuck O'Bannon Jr.
	Essam Mostafa
	Jameer Nelson Jr.
	Trevian Tennyson
Criminal Justice	
Xavier Cork	
General Studies	Marketing
Chuck O'Bannon Jr. (graduated in '22)	Cole Despie
Emanuel Miller	Tyler Lundblade
Micah Peavy	
Finance	Pre-Business
Cole Despie	Trey Stuart
Journalism	Pre-Major
Isaiah Manning	Zach Gonsoulin
	Jace Posey
	Sociology
	Darius Ford (criminal justice minor)



MICAH PEAVY
Sr. | G | 6-8 | 215
Cibolo, Texas



ISAIAH MANNING
Fr. | F | 6-8 | 220
Mansfield, Texas



EMANUEL MILLER
Sr. | F | 6-7 | 215
Scarborough, Ontario



AVERY ANDERSON III
Sr. | G | 6-2 | 215
Justin, Texas



JAMEER NELSON JR.
Sr. | G | 6-2 | 205
Haverford, Penn.



CHUCK O'BANNON JR.
R-Sr. | F | 6-7 | 220
Las Vegas, Nev.




ERNEST UDEH JR.
SO. | C | 6-11 | 260
Orlando, Fla.



TREVIAN TENNYSON
Sr. | G | 6-3 | 180
Arlington, Texas



XAVIER CORK
Sr. | F | 6-9 | 235
Sulphur Springs, Texas



JAKOBE COLES
Jr. | F | 6-8 | 215
Denton, Texas




TYLER LUNDBLADE
So. | G | 6-7 | 212
Dallas, Texas



DARIUS FORD
Jr. | G | 5-11 | 155
Fort Worth, Texas



TREY STUART
So. | G | 6-2 | 175
Weatherford, Texas



COLE DESPIE
Jr. | G | 6-4 | 186
San Jose, Calif.



JACE POSEY
Fr. | G | 6-5 | 206
Houston, Texas



ESSAM MOSTAFA
Sr. | F | 6-9 | 250
Cairo, Egypt



ZACH GONSOULIN
So. | G | 6-0 | 155
Houston, Texas



JAMIE DIXON
Head Coach



TONY BENFORD
Associate Head Coach



DUANE BROUSSARD
Assistant Coach




JAMIE MCNEILLY
Assistant Coach



THOMAS MONTIGEL
Assistant AD, Men's Basketball Operations



COREY SANTEE
Assistant Coach/Player Development



MICHAEL RICE
Assistant Coach/Scouting and Analytics



ALEX OLESINSKI
Graduate Assistant



JALEN PARHAM
Graduate Assistant



LUKE WEBB
Graduate Assistant



GARRY CHRISTOPHER
Associate Head Coach for Human Performance



MATT HERRILL
Associate Director of Sports Medicine

NOTES

FROGS EH?

Senior forward Emanuel Miller and assistant coach Jamie McNeilly are both from Scarborough, a district of Toronto.

➤ Miller played for Team Canada at the 2022 GLOBL Jam and the 2018 FIBA U18 Americas Championship. In 2017, he helped Canada to its first-ever gold medal at the 2017 FIBA U19 World Cup.

➤ Miller began his high school career at Bill Crothers Secondary School in Markham, Ontario.

➤ McNeilly has spent numerous years coaching with Team Canada. Most recently, McNeilly was an assistant coach for the U23 GLOBL Jam this past summer. He also helped lead the gold medal-winning Canadian team in the 2017 FIBA U19 Basketball World Cup with Miller on the team.

MILLER NAMED BIG 12 POW

Coming off a career-high 29 points in a win at Georgetown, Emanuel Miller was named the Big 12 Conference Player of the Week on Dec. 4.

➤ Miller's 29 points came on a career-best 12-of-18 from the field and matched a career-high with three made 3-pointers on four attempts. His final points came on a game-winning 3-pointer at the buzzer give the Horned Frogs the 84-83 win over the Hoyas.

➤ Miller, who earned the award for the second time in his career, also led the Frogs in scoring in the win over Houston Christian earlier that week on Nov. 27 where he had 19 points.

➤ He averaged 24 points, 4.0 rebounds, 2.5 assists and one block for the week.

TCU VS. RANKED OPPONENTS

➤ TCU was 6-8 against AP Top 25 teams last season. It was the most wins over ranked teams in program history.

➤ Of TCU's 34 wins over AP Top 25 teams in its history, 19 have come in the last six seasons under Dixon.

➤ TCU's win at No. 2 Kansas last season was its highest ranked road win in program history.

➤ TCU is 6-4 against AP Top 25 teams at home in the past two seasons.

➤ TCU is 37-9 at home as an AP Top 25 team all-time.

TCU's wins over Top 25 teams under Dixon

March 9, 2023	vs. No. 12 Kansas State	80-67
March 1, 2023	vs. No. 9 Texas	75-73
Jan. 21, 2023	at No. 2 Kansas	83-60
Jan. 14, 2023	No. 11 Kansas State	82-68
Jan. 4, 2023	No. 19 Baylor	88-87
Nov. 26, 2022	vs. No. 25 Iowa	79-66
March 10, 2022	vs. No. 22 Texas	65-60
March 1, 2022	No. 6 Kansas	74-64
Feb. 26, 2022	No. 9 Texas Tech	69-66
Jan. 29, 2022	No. 19 LSU	77-68
Jan. 22, 2022	at No. 15 Iowa State	59-44
Feb. 29, 2020	No. 2 Baylor	75-72
Feb. 22, 2020	No. 17 West Virginia	67-60 (OT)
Jan. 21, 2020	No. 18 Texas Tech	65-54
Feb. 23, 2019	No. 19 Iowa State	75-72
Feb. 9, 2019	at No. 17 Iowa State	92-83
Jan. 22, 2018	No. 7 West Virginia	82-73
Dec. 8, 2017	vs. No. 22 Nevada	84-80
March 9, 2017	vs. No. 1 Kansas	85-82

IN RARE COMPANY

Jameer Nelson Jr. is one of three players nationally that is averaging at least 11.0 points, 4.0 assists and 3.0 steals per game. Arturo Dean at FIU and Tamin Lipsey at Iowa State is the other. Nelson is averaging 11.7 points, 4.1 assists and 3.1 steals per game.

FROG BREAK

TCU leads the nation with with 29.0 fastbreak points per game. The Horned Frogs also led last season at 17.5 fastbreak points per game.

➤ TCU recorded 43 fastbreak points against Mississippi Valley State on Nov. 17. It was the most fastbreak points for a TCU team under Jamie Dixon (since 2016-17).

FROG HOME BREAK

TCU has 35 days between it's home games with Houston Christian on Nov. 27 and Texas A&M Commerce on Jan. 1. The 35-day span is the third longest stretch without a home game among NCAA DI programs.

➤ Delaware is first on the list at 38, followed by UTA at 36.

CAPTAIN FROG

➤ JaKobe Coles, Xavier Cork, Chuck O'Bannon Jr., Emanuel Miller and Micah Peavy are TCU's returning scholarship players and have been named captains for the season by head coach Jamie Dixon. It is the first time in his eight seasons as TCU's head coach that captains have been named.

➤ Those five captains helped TCU win a game in each of the past two NCAA Tournaments. It was the first time the Frogs have reached consecutive NCAA Tournaments in 70 years.

➤ This season, TCU is looking for its third-straight trips to the NCAA Tournament for the first time in school history.

OVER 100

TCU has scored 100 or more points in a game twice this season.

➤ TCU has scored 100 or more points three times in a season only nine times in its history with the last season coming in 2001-02 when the Frogs reached 100 four times.

➤ TCU's 108-75 win over Southern marked the second-highest-scoring home opener in program history. It was the most in an opener since 1984 when TCU defeated St. Edwards (Texas), 112-71.

➤ It was the most points a TCU team had scored since a 108-99 triple overtime win over Texas State on Nov. 4, 2009. It was the most scored in regulation since Jan. 5, 2002, in a 117-108 loss at USF.

➤ TCU reached the century mark again in a 101-64 win over Houston Christian on Nov. 27 on the first-career 3-pointer from Darius Ford.

NUMBER NUGGETS

➤ Ernest Udeh Jr. is the first Horned Frog to wear No. 8

➤ It is the 11th consecutive season that a player will wear No. 1 (Isaiah Manning).

➤ Essam Mostafa is the first TCU player in 10 seasons to wear No. 44.

➤ Jace Posey is the first TCU player in 12 seasons to wear No. 41.

MILLER NAMED PRESEASON ALL-BIG 12 CONFERENCE

Emanuel Miller was named Preseason All-Big 12 Conference by the league's coaches.

➤ Miller became the fourth Horned Frog to be named one of the top five players in the Big 12, prior to the start of the season. Mike Miles Jr. was on the team last season, Desmond Bane was recognized in 2019 and Vladimir Brodziansky was on the 2017 preseason team.

➤ Miller was joined on the team by Houston's L.J. Cryer, Texas' Max Ahmas and Dajuan Harris Jr. and Hunter Dickinson from Kansas. Dickinson was named the Preseason Player of the Year and Preseason Newcomer of the Year. Baylor's Ja'Kobe Walter was named Preseason Freshman of the Year.

FROGS PICKED FIFTH IN BIG 12 PRESEASON POLL

TCU was picked to finish fifth in the Big 12 Conference Preseason Poll, voted on by the league's coaches.

➤ TCU was picked fourth last season before matching its best finish ever in the conference, fifth, at 9-9.

➤ The entire preseason poll: 1. Kansas, 2. Houston, 3. Texas, 4. Baylor, 5. TCU, 6. Kansas State, 7. Iowa State, 8. Texas Tech, 9. West Virginia, 10. Oklahoma State, 11. Cincinnati, 12. Oklahoma, 13. BYU, 14. UCF.

AGE AND EXPERIENCE

TCU returned five players from last season's team and added five experienced transfers along with two freshmen.

➤ TCU's roster is made up of five 1,000-point scorers, the most in the country. Those five are Avery Anderson III, Emanuel Miller, Essam Mostafa, Jameer Nelson Jr. and Trevian Tennyson. St. Johns is second on that list with four 1,000-point scorers.

➤ Born March 1, 1999, Chuck O'Bannon Jr. is the sixth oldest NCAA DI player. When March Madness occurs, Chuck will be 25 years old. TCU's other 90's baby is Essam Mostafa is the 18th oldest on that list, born Aug. 3, 1999.

➤ Only Juan Munoz at Hawaii and Seth Towns at Howard, who are in their eighth year playing college basketball, have played more years than Chuck O'Bannon Jr. O'Bannon is in his fourth season at TCU after playing three seasons at USC.

QUICK FACTS

School:	TCU
Location	Fort Worth, Texas
Population	892,221
Elevation	612 feet
Founded	1873
Enrollment	12,785
Colors	Purple and White
Nickname	Horned Frogs, Frogs
Home Facility	Ed and Rae Schollmaier Arena (6,800)
Conference	Big 12 Conference
Affiliation	NCAA Division I
Chancellor	Dr. Victor J. Boschini, Jr.
Director of Intercollegiate Athletics	Jeremiah Donati
Faculty Rep.	Erik Simanek
Ticket Office Phone	(817) 257-FROG (3764)
Athletics Website	GoFrogs.com

HISTORY

First Season	1908-09
Record All-Time	1,303-1,463 (.471)
NCAA Tournament Appearances / Last	10 / 2023
Record in NCAA Championship	7-10 (.412)
NIT Appearances / Last	8 / 2019
Record in NIT	17-7 (.708)

2022-23 SEASON RECAP

Record (H / A / N)	22-13 (13-4 / 3-7 / 6-2)
Conference Record / Finish	9-9 / T-5th Big 12
Postseason	NCAA Second Round
Final AP/USA Today Ranking	22/NR

COACHING STAFF

Head Coach	Jamie Dixon
Alma Mater	TCU, '87
Record at TCU	146-97 (.595) / Eighth Season
Career Record	474-220 (.683) / 21st Season
Assistant Head Coach	
	Tony Benford, Texas Tech, '86 / Fifth Season
Assistant Coach	
	Duane Broussard, Bradley, '93 / Fifth Season
	Jamie McNeilly, New Orleans, '07 / Third Season
Assistant Coach/Player Development	
	Corey Santee, TCU, '05 / Seventh Season
Assistant Coach/Scouting and Analytics	
	Michael Rice, Franklin and Marshall, '20 / Fourth Season
Assistant Athletics Director, Men's Basketball Operations	
	Thomas Montigel, TCU, '14 / 10th Season

2023-24 TEAM INFO

Lettermen Returning/Lost	5/7
Starters Returning/Lost	2/3
Newcomers	7

ATHLETICS COMMUNICATIONS

Men's Basketball Contact	Steven Schoon
Office Phone Number	(817) 257-5299
Cell Phone Number	(620) 218-1693
Office Fax Number	(817) 257-7964
Email Address	s.schoon@tcu.edu
Mailing Address	TCU Box 297600
	Fort Worth, TX 76129
Press Row Phone Number	(817) 343-9914
Official Athletics Web Site	www.GoFrogs.com

- TCU is second in the Big 12 in minutes returning from last season at 49.9 percent. BYU is first at 74.3 percent.
- TCU ranks as the fourth-most experienced team by KenPom at 3.27 years.
- TCU's average roster age of 21.4 is tied for the fifth oldest. Cincinnati is the oldest at 22.5, Middle Tennessee State is second at 21.9, followed by St. Bonaventure (21.7), Illinois State (21.6) and UTA (21.4).
- TCU has nine players on its roster who have a career-high of 20 points or more in a game, which is the most in the nation. BYU, Missouri and New Mexico are tied for second with eight.

TOTAL POINTS ON THE ROSTER

TCU boasts the most points per game (2022-23 season) on its roster heading into this season.

- The Frogs have 41.2 points per game returning and add 62.4 points per game via the incoming transfer class. The total of 103.6 returning points per game leads the country. Arkansas is second at 103.3 points per game and Clemson is third with 100.1 points per game.
- Entering the season, TCU's roster totaled 8,499 career points, which led the country. Arkansas was second on the list at 7,026 and St. Bonaventure was third at 6,969.

WHO IS YOUR DADDY AND WHAT DOES HE DO

TCU has three players whose fathers played in the NBA.

- Jameer Nelson Jr.'s dad, Jameer Nelson, was the 20th overall pick in the 2004 NBA Draft. He played for seven teams over 14 seasons (2004-2018) and averaged 11.3 points and 5.1 assists. Nelson is currently the GM of the Delaware Blue Coats of the NBA G League.
- Chuck O'Bannon Jr.'s dad, Charles O'Bannon, was a second round pick in the 1997 NBA Draft. He played for the Detroit Pistons for two seasons (1997-99). The O'Bannon's share the same jersey number, 5.
- Jace Posey's dad, James Posey, was the 18th overall pick in the 1999 NBA Draft. He played for eight teams over 12 seasons in the NBA and averaged 8.6 points, 4.7 rebounds and 1.6 assists. Jace wears the same number as his father, 41.

#DOGFAM

A look at the five players on the team that own dogs.

Name	Name	Breed
Xavier Cork	Terrier	Australian Shepherd Mix
Emanuel Miller	Tachi	Australian Mix
Chuck O'Bannon	Hitman	Morkie
Micah Peavy	Pierre	French Bulldog
Trevian Tennyson	Harlam	Boxer

COUNTDOWN TO STATISTICAL MILESTONES

- Emanuel Miller is on pace to eclipse 1,000-career points at TCU. He is 144 points away.
- Chuck O'Bannon Jr. is 184 from 1,000 career points and 204 from 1,000 career points at TCU.
- There are 39 players who have scored 1,000 points at TCU. Mike Miles Jr. went over 1,000 points last season.

TCU IN NBA ARENAS

TCU has had a good history in recent years in NBA Arenas.

- Under Jamie Dixon, TCU is 9-3 in games played in an arena where an NBA team calls home following an 84-83 win at Georgetown in Capital One Arena earlier this season.
- TCU is 2-0 in Crypto.com Arena, 2-0 in Capital One Center, 1-1 in Ball Arena, 1-0 in Toyota Center, 2-1 in Madison Square Garden, 0-1 in Little Caesars Arena, 1-0 in Vivint Arena.

FALL COMES, FROGS RISE

- Since the 2014-15 season, the Frogs have gone 50-6 in the month of November and 90-15 in November and December combined. Under Jamie Dixon (since 2016-17), TCU has gone 75-11 in November and December combined.

2023 SIGNING CLASS

TCU signed Malick Diallo, David Punch, Micah Robinson and Ashton Simmons on Nov. 8.

- For the second-straight signing period, the Horned Frogs have a class that's nationally acclaimed. The signing class, which features three players from Texas, ranks 11th in the nation according to 247Sports. In the 2023 spring signing period, TCU added five transfers, which ranked third

nationally in the 2023 transfer rankings.

- The three Texans are all ranked in the top 10 in the state with Robinson (Frisco) at No. 4, Punch (Killeen) at No. 8 and Simmons (Beaumont) at No. 10. Punch and Robinson are also listed in the top 100 nationally. Punch is No. 99 and Robinson is No. 73.
- With a grade of .9637, the 6-6 forward, Robinson is the third-highest rated recruit in program history according to 247Sports. Ranked above Robinson were No. 1 Blake Adams (2003) and No. 2 PJ Fuller (2019). Punch is eighth on that list and Diallo is ninth.
- The one player not from the state of Texas is Diallo, who is a native of Bamako, Mali. At 6-10, Diallo is a rated as four-stars by ESPN. Currently in his final season at Wasatch Academy in Mt. Pleasant, Utah, Diallo is ranked as the 113th player in the country according to On3 Sports.

OUTREBOUNDING LEADS TO WINS

- The breakdown of win/loss records when TCU and/or Jamie Dixon-led teams outrebound their opponent.
- TCU has not been outrebounded yet this season.

TCU this season	5-0
TCU under Dixon	120-36
TCU since the 2015-16 season	129-36
Jamie Dixon coached teams (Pitt/TCU)	384-83

FROGS ABROAD

Allowed once every four years by the NCAA, TCU went on a foreign tour to Paris and London, Aug. 4-12. The team was able to have 10 additional practices leading up to departure on Aug. 3. The Horned Frogs cruised to four wins, but also spent time sightseeing which included a cruise on Seine River, visiting the Eiffel Tower, the Trocadero Steps, PSG Stadium, a Millwall-Bristol City soccer match and Arc de Triomphe.

- TCU scored over 100 points in all four games and won by an average of 35.2 points per game.
- TCU's wins were over Paris All-Stars (59-34), Elite Basket Congo (124-78), Barking Abbey Academy (106-86) and Surry (101-61).
- Essam Mostafa led TCU in both points (12.8) and rebounds (5.0) over four games. Mostafa was 20-of-26 for 76.9 percent.
- Other standouts over the four days included Trevian Tennyson who averaged 10.5 points and was 17-of-24 from the field including 9-of-13 from three. JaKobe Coles averaged 10.5 points, 4.5 rebounds and 3.0 assists.

TCU IN MID-SEASON TOURNAMENTS

- Since Jamie Dixon became the head coach at TCU in spring of 2016, the Frogs have won five of their seven mid-season tournaments, going 13-2 in those games.

Tournament (Location)	Rec/Place
2016-Global Sports Classic (Las Vegas, Nev.)	2-0/First
2017-Emerald Coast Classic (Niceville, Fla.)	2-0/First
2018-Diamond Head Classic (Honolulu, Hawaii)	3-0/First
2019-MGM Resorts Main Event (Las Vegas, Nev.)	1-1/Third
2020-Hall of Fame Classic (Kansas City, Mo.)	2-0/First
2021-SoCal Challenge (San Juan Capistrano, Calif.)	1-1/NA
2022-Emerald Coast Classic (Niceville, Fla.)	2-0/First
2023-Diamond Head Classic (Honolulu, Hawaii)	

- Under Dixon, TCU is 29-13 in neutral site games.

LONE STAR PRESENCE

- TCU has 11 players from the state of Texas on its roster, one shy of last year's program-tying record of 12 (also in 2004-05). Of the 11 on this year's team, six are from the DFW Metroplex or nearby surrounding area.

Avery Anderson III	Justin
JaKobe Coles	Denton
Xavier Cork	Sulphur Springs
Darius Ford	Fort Worth
Zach Gonsoulin	Houston
Tyler Lundblade	Dallas
Isaiah Manning	Mansfield
Micah Peavy	Cibola

TCU IN THE POLL

- TCU's highest ranking in program history came on Dec. 25, 2017 when it was No. 10.
- Last season, TCU was ranked for a program-best 15 consecutive weeks. The Frogs finished ranked in the final AP Poll for the fourth time in program history, coming in at No. 22.

DATE	POINTS	RANK
Preseason	0	NR
Nov. 13	34	NR
Nov. 20	69	NR
Nov. 24	66	NR
Dec. 4	87	NR

BIG TOUGH FROGMAN TRACKER

- Since the 2018-19 season, TCU has recognized the player that does all the things necessary to win a game as the Big Tough Frogman. It's charted by members of the coaching staff who seek out things like deflections, diving on the floor and charges.

BTF LEADERBOARD

OPPONENT	BTF
Southern	JaKobe Coles
Omaha	Emanuel Miller
UTRGV	Chuck O'Bannon Jr.
Mississippi Valley State	Emanuel Miller
Alcorn State	Emanuel Miller
Houston Christian	Jameer Nelson Jr.
at Georgetown	Emanuel Miller

BTF WINNERS THIS SEASON

Emanuel Miller	4
JaKobe Coles	1
Jameer Nelson Jr.	1
Chuck O'Bannon Jr.	1

FOLLOW THE FROGS

Name	X	Instagram
Avery Anderson III	@averyanderson3_	@averyyyy0
JaKobe Coles	@jcoles35	@jakobecoles
Xavier Cork	@_xavierrrr_	@zaytge
Cole Despie	@ColeDespie	@coledespie
Darius Ford		@dariusford
Zach Gonsoulin		@zachgonsoulin
Tyler Lundblade	@22lundblade	@tylerlundblade
Isaiah Manning		@bguzzay
Emanuel Miller	@EmanMiller5	@eman.miller
Jameer Nelson Jr.		@jameernelsonjr0
Chuck O'Bannon Jr.		@chuckbreezy_5
Micah Peavy	@mjp5	@mjp5
Jace Posey	@PoseySupreme	@supreme_posey
Trey Stuart		@tr3ystuart
Trevian Tennyson		@treytennyson
Ernest Udeh Jr.	@ernestudehjr	@ernestudehjr

Jace Posey	Houston
Trey Stuart	Weatherford
Trevian Tennyson	Arlington

WINNING AT HOME UNDER DIXON

- Under Dixon in Schollmaier Arena, TCU is 96-34 overall and 34-29 in Big 12 games.
- Under Dixon, TCU is 92-13 overall against nonconference teams overall and 61-5 against nonconference opponents at Schollmaier Arena. The five losses were to Northwestern State on Nov. 14, 2022, Providence on Dec. 9, 2020, Xavier on Dec. 22, 2019, Lipscomb on Nov. 20, 2019 and Auburn on Jan. 28, 2017.
- TCU won 89 home games in the seven years under Dixon, the most wins at home in a seven-year period. Billy Tubbs is second on that list with 88.
- The Frogs had won eight straight Big 12 home games until a loss to No. 14 Kansas on Feb. 11, 2019, which was the most for TCU in a conference since the 1996-97, 1997-98 and 1998-99 seasons when the Frogs won nine straight in the Western Athletic Conference.

ATTENDANCE AT SCHOLLMAIER ARENA

Six of the top seven attendance numbers in program history have been recorded in the past two seasons.

ATTENDANCE	GAME	DATE
1. 8,412	Texas	1/25/22
2. 8,194	Texas	3/1/22
3. 8,145	Oklahoma	1/24/23
4. 7,831	Kansas	2/20/23
5. 7,581	Kansas State	2/5/22
6. 7,494	Kansas	1/25/14
7. 7,444	West Virginia	1/31/23

The largest student crowds in TCU men's basketball history have attended Schollmaier Arena in the past two seasons.

ATTENDANCE	GAME	DATE
1. 3,594	Texas	1/25/22
2. 2,846	Oklahoma	1/24/23
3. 2,569	Texas	3/1/23
4. 2,506	West Virginia	1/31/23
5. 2,475	Kansas	2/20/23
6. 2,386	Kansas State	2/5/22
7. 2,144	Oklahoma	1/15/22

LAST FIVE GAMES ONLY

Team Box Score

No.	Player				Total		3-Point		F-Throw		Rebounds																		
		GP-GS	MIN	AVG	FG-FGA	FG%	3FG-3FGA	3FG%	FT-FTA	FT%	OFF	DEF	TOT	AVG	PF	DQ	A	TO	BLK	STL	PTS	AVG							
2	MILLER, Emanuel	5-5	139:53	28.0	33-58	.569	7-14	.500	12-13	.923	9	14	23	4.6	5	0	15	3	5	9	85	17.0							
21	COLES, JaKobe	5-5	124:58	25.0	30-51	.588	7-14	.500	5-10	.500	3	21	24	4.8	6	0	8	9	4	8	72	14.4							
4	NELSON JR., Jameer	5-5	112:13	22.4	19-41	.463	3-17	.176	17-21	.810	1	13	14	2.8	9	0	21	10	2	14	58	11.6							
0	PEAVY, Micah	5-5	129:15	25.9	22-43	.512	7-19	.368	3-6	.500	6	11	17	3.4	12	0	19	9	1	6	54	10.8							
3	ANDERSON III, Avery	5-0	112:05	22.4	20-37	.541	2-8	.250	12-15	.800	2	12	14	2.8	11	0	17	8	1	11	54	10.8							
11	TENNYSON, Trevian	5-0	86:54	17.4	14-31	.452	5-13	.385	4-4	1.000	1	6	7	1.4	4	0	10	9	2	3	37	7.4							
5	O'BANNON, Chuck	4-0	66:49	16.7	3-12	.250	0-7	.000	15-17	.882	6	10	16	4.0	6	0	7	0	4	3	21	5.3							
12	CORK, Xavier	5-0	57:22	11.5	10-12	.833	0-0	.000	3-4	.750	3	7	10	2.0	5	0	3	5	3	2	23	4.6							
44	MOSTAFA, Essam	5-0	61:36	12.3	8-14	.571	0-0	.000	6-11	.545	8	14	22	4.4	10	0	4	1	4	2	22	4.4							
8	UDEH JR., Ernest	5-5	74:22	14.9	3-6	.500	0-0	.000	8-14	.571	5	13	18	3.6	13	0	0	3	5	4	14	2.8							
30	FORD, Darius	4-0	07:21	1.8	2-4	.500	1-3	.333	0-0	.000	0	2	2	0.5	0	0	1	1	0	1	5	1.3							
22	LUNDBLADE, Tyler	4-0	19:32	4.9	1-3	.333	1-3	.333	2-2	1.000	0	1	1	0.3	1	0	1	1	0	1	5	1.3							
35	DESPIE, Cole	4-0	03:50	1.0	0-1	.000	0-0	.000	2-2	1.000	0	0	0	0.0	0	0	1	0	0	0	2	0.5							
33	STUART, Trey	4-0	03:50	1.0	0-0	.000	0-0	.000	0-0	.000	0	0	0	0.0	0	0	1	0	0	0	0	0.0							
Team												7	7	14					2										
Total		5	1000		165-313	.527	33-98	.337	89-119	.748	51	131	182	36.4	82	0	108	61	31	64	452	90.4							
Opponents		5	1000		121-288	.420	27-80	.338	59-90	.656	52	107	159	31.8	85	2	64	97	15	33	328	65.6							

MEDIA INFORMATION

GOFROGS.COM

All TCU basketball information is available online at the official website of TCU Athletics, GoFrogs.com. All statistical information, along with an archive of the entire season's game stories, game notes and press releases, can be found there.

INTERVIEW REQUESTS

Interviews with TCU basketball student-athletes and coaches must be scheduled directly through the TCU Athletics Communications Office by contacting Steven Schoon. Requests must be made at least 24 hours in advance. While telephone interviews with local media members are permissible, in-person interviews with student-athletes and coaches are recommended and encouraged. All practices are generally closed unless otherwise specified. TV crews and photographers are only permitted to shoot practice after receiving permission from the communications office.

MEDIA WILL CALL

All media passes available for pickup on game day will be left at media will call, located in the main tunnel of Ed and Rae Schollmaier Arena.

MEDIA CREDENTIAL REQUESTS

All credential requests for home TCU basketball games will only be accepted through an online system. Please visit the site, located on the men's basketball page of GoFrogs.com for complete instructions on submitting the application form. Requests should be received no later than noon, two days prior to the game.

GAME DAY SERVICES

The TCU Athletics Communications Office will provide rosters of both teams, game notes and statistics to accredited media members for each home contest inside the media room on the lower level of Schollmaier Arena. Complete statistics and game books will be available following each game. Media wishing to file stories after the game may do so in the press conference/media room, while food and drinks will be available for working media members prior to each home game in the same location.

RADIO BROADCASTS

Four (4) courtesy telephone lines, as well as two (2) ISDN SPIDS, are available courtside on press row for the visiting team's official radio station. The visitor's radio location is at the end of press row. The TCU/IMG Sports Network is located on the opposite end of press row. TCU Director of Broadcasting Brian Estridge serves as the local contact when placing phone line orders. He can be contacted at (817) 257-5462 or via email at b.estridge@tcu.edu. Also, for ease of operation, all outgoing calls should be placed with either a calling card or by collect.

PHOTOGRAPHERS

As prescribed in NCAA and Big 12 Conference guidelines, working photographers will be limited to the court baseline areas for game-time shooting. No photographers will be allowed to shoot courtside from in front of either the officials or press row tables. Additionally, tripods will not be allowed at courtside or along the end lines. No upper-level shooting platforms are available inside Schollmaier Arena. Photographers who wish to cover TCU home games must apply for credentials.

TCU ON THE RADIO

TCU men's basketball games are broadcast live on the radio in the DFW Metroplex on 570 KLIF AM and the TuneIn App. In some cases, the game will be on 88.7 KTCU FM. Brian Estridge will serve as the primary play-by-play announcer, while he will be joined by Colin Boddicker. Broadcasts will also be available online on GoFrogs.com.

POSTGAME INTERVIEWS

TCU head coach Jamie Dixon and requested student-athletes will be available for interviews in the media area, located on the lower level of Schollmaier Arena, following a brief cooling off period. If requested, opposing coaches and student-athletes can be available to the media in the media area prior to TCU's arrival. To request specific players to attend the postgame press conference, contact Steven Schoon during the second half of the game in person or in a text to (620) 218-1693. The TCU locker room is closed to the media both at home and on the road.

INTERNET ACCESS

High speed internet access at home TCU basketball games is available through a wireless signal. The wireless connection is available courtside. To use the wireless connection, join the network "Schollmaier Press Box" and then launch your web browser. The password is "frogs2324". Should you encounter technical difficulties, contact a member of TCU communications.

STATBROADCAST

Media may access live stats on their electronic device by visiting tcu.statbroadcast.com. There is no password required.

RADIO SHOW

The Jamie Dixon Radio Show will take place 11:30 a.m.-12:30 p.m. at Railhead Smokehouse and air on KTCU 88.7 FM on Dec. 13, Jan. 3, Feb. 7, Feb. 21 and Feb. 28.

LAST TIME VS. OPPONENT

CLEMSON 62 - TCU 60 // NOV. 25, 2019

LAS VEGAS, Nev. - A late scoring drought erased a 15-point TCU lead as Clemson defeated the Horned Frogs, 62-60, in overtime Sunday night in the semifinals of the MGM Resorts Main Event at T-Mobile Arena.

The Frogs (4-1) led 52-37 after an RJ Nembhard layup with 7:39 remaining in regulation. However, the Tigers (5-1) forced the Frogs scoreless and forced eight turnovers the remainder of regulation to force overtime. Clemson ended the period on a 15-0 run.

The overtime period featured six lead changes, but Clemson's defense stepped up over the final 2:40 of overtime as it held TCU scoreless and forced two turnovers to seal the victory for the Tigers.

Senior Edric Dennis scored a team-high 18 points on 5-of-12 shooting from 3-point range. Senior Desmond Bane had 17 points and 10 rebounds for a double-double. Sophomore Kevin Samuel also had a double-double with 11 points and 10 rebounds.

TCU VS. OPPONENT

Date	TCU Result	Score	Location
Nov. 25, 1977	L	62-125	Clemson
Nov. 15, 2008	L	58-70	Charleston
Nov. 24, 2019	L	60-62 (OT)	Las Vegas



Official Basketball Box Score - Final
TCU at Clemson
 11/25/19 T-Mobile Arena, Las Vegas
 2019-20 Men's Basketball

Game Time: 3:30 AM
 Game Duration: 2:13

Officials: Roger Ayers, AJ Desai, Chance Moore

TCU - 60

Record: 3-1

NO.	Name	Min	FG			3P			FT			Rebounds			Fouls		TP	AS	TO	ST	Blocks		+/-
			M-A	M-A	M-A	M-A	M-A	M-A	M-A	M-A	M-A	OR	DR	TOT	PF	FD					BS	BA	
21	Kevin Samuel	C 34:49	5-6	0-0	1-4	4	6	10	2	2	11	0	3	3	1	0	-18						
1	Desmond Bane	G 42:45	6-16	2-6	3-6	3	7	10	1	4	17	6	4	3	0	1	-2						
3	Francisco Farabello	G 18:03	1-3	0-1	0-0	0	0	0	0	0	2	1	0	1	1	0	-4						
5	Jaire Grayer	G 25:44	1-5	1-4	0-0	2	4	6	2	1	3	0	2	1	0	0	7						
22	RJ Nembhard	G 31:07	1-5	0-0	0-0	1	4	5	1	1	2	3	4	0	0	0	-12						
2	Edric Dennis	26:57	6-14	5-12	1-2	0	4	4	3	2	18	2	3	1	0	0	2						
4	PJ Fuller	16:12	2-5	1-2	1-1	0	3	3	3	3	6	0	2	2	1	1	10						
10	Diante Smith	19:12	0-4	0-3	1-2	0	1	1	2	1	1	0	0	1	0	0	-9						
23	Jaedon LeDee	10:11	0-0	0-0	0-0	0	1	1	1	1	0	0	2	1	0	0	16						
Team						0	0	0			0						1						
Totals			22-58	9-28	7-15	10	30	40	15	15	60	12	21	13	3	2	-2						

Shooting By Period			
1st FG%	9-26	34.6%	
3PT%	5-16	31.3%	
FT%	2-4	50%	
2nd FG%	10-25	40.0%	
3PT%	3-11	27.3%	
FT%	4-9	44.4%	
OT FG%	3-7	42.9%	
3PT%	1-1	100.0%	
FT%	1-2	50%	
GM FG%	22-58	37.9%	
3PT%	9-28	32.1%	
FT%	7-15	46.7%	

Dead Ball Rebounds: 7, 1

Technical Fouls::NONE

Clemson - 62

Record: 4-1

NO.	Name	Min	FG			3P			FT			Rebounds			Fouls		TP	AS	TO	ST	Blocks		+/-
			M-A	M-A	M-A	M-A	M-A	M-A	M-A	M-A	M-A	OR	DR	TOT	PF	FD					BS	BA	
21	Khavon Moore	F 14:26	0-1	0-0	0-0	0	1	1	1	0	0	0	1	0	0	0	0	1	0	0	0	0	-3
25	Aamir Simms	F 37:17	3-15	1-7	6-8	3	9	12	2	6	13	7	1	2	1	1	5						
2	Al-Amir Dawes	G 33:49	3-6	2-3	0-2	0	2	2	3	2	8	3	7	3	0	1	8						
13	Tevin Mack	G 42:47	8-15	5-10	1-2	1	8	9	2	2	22	1	0	1	0	0	10						
15	John Newman III	G 36:35	3-6	1-2	2-2	0	2	2	2	1	9	1	4	1	1	0	4						
3	Chase Hunter	15:19	0-1	0-0	0-0	0	0	0	2	1	0	2	2	1	0	0	-9						
10	Curran Scott	25:03	2-7	1-4	2-2	0	2	2	1	1	7	0	1	1	0	1	8						
55	Trey Jemison	07:43	0-0	0-0	1-2	0	0	0	1	1	1	0	1	0	0	0	-3						
5	Hunter Tyson	12:01	0-2	0-2	2-2	0	1	1	1	1	2	1	0	1	0	0	-10						
Team						0	0	0			0						0						
Totals			19-53	10-28	14-20	4	25	29	15	15	62	15	17	10	2	3	2						

Shooting By Period			
1st FG%	8-24	33.3%	
3PT%	5-12	41.7%	
FT%	2-2	100%	
2nd FG%	8-25	32.0%	
3PT%	4-14	28.6%	
FT%	9-10	90%	
OT FG%	3-4	75.0%	
3PT%	1-2	50.0%	
FT%	3-8	37.5%	
GM FG%	19-53	35.8%	
3PT%	10-28	35.7%	
FT%	14-20	70.0%	

Dead Ball Rebounds: 5, 2

Technical Fouls::NONE

	TCU	CLE
Biggest lead	15 (2 nd 7:39)	6 (1 st 16:24)
Best Scoring Run	8 (1 st 4:27)	15 (2 nd 0:25)
Lead Changes	10	
Times Tied	6	
Time with Lead	23:04	14:06

Points from	TCU	CLE
Turnovers	18	17
Paint	24	10
Second Chance	13	6
Fast Breaks	10	7
Bench	25	10

Period by Period Scoring			
	1st	2nd	OT1
TCU	25	27	8
CLE	23	29	10

JAMIE DIXON FILE

Born	Nov. 10, 1965
Birthplace	Burbank, Calif.
Hometown	Hollywood, Calif.
High School	Notre Dame HS
Alma Mater	TCU (1987)
Wife	Jacqueline
Children	Jack and Shannon

PLAYING EXPERIENCE

1984-87	TCU
1988	Lacrosse Catbirds (CBA)
1989-1990	Hawke's Bay Hawks (New Zealand-NBL)

COACHING EXPERIENCE

2016-present	TCU Head Coach
2003-2016	University of Pittsburgh Head Coach
1999-2003	University of Pittsburgh Associate Head Coach
1998-1999	University of Hawaii Assistant Coach
1994-1998	Northern Arizona University Assistant Coach
1992-1994	University of Hawaii Assistant Coach
1991-1992	University of California-Santa Barbara Graduate Assistant
1989-1991	Los Angeles Valley Junior College Assistant
1989	Te Aute College Head Coach

COACH OF THE YEAR HONORS

2011	Sporting News National Coach of the Year
2010	Jim Phelan National Coach of the Year
2010	Madison Square Garden Coach of the Decade
2009	USA Basketball National Coach of the Year
2009	Naismith National Coach of the Year
2009	USBWA District 2 Coach of the Year
2004	Big East Coach of the Year

CHAMPIONSHIPS

2017	NIT Championship
2011	Big East Regular-Season Championship
2009	FIBA Under-19 World Championship Gold Medal
2008	Big East Tournament Championship
2004	Big East Regular-Season Championship

NBA PLAYERS (AS HEAD COACH)

Steven Adams	No. 12 in 2013 NBA Draft
Desmond Bane	No. 30 in 2020 NBA Draft
DeJuan Blair	No. 37 in 2009 NBA Draft
Aaron Gray	No. 49 in 2007 NBA Draft
Cameron Johnson	No. 11 in 2019 NBA Draft
RJ Nembhard	Undrafted in 2021
Lamar Patterson	No. 48 in 2014 NBA Draft
Chris Taft	No. 42 in 2005 NBA Draft
Kenrich Williams	Undrafted in 2018
Sam Young	No. 36 in 2009 NBA Draft

ADMINISTRATIVE COMMITTEES

NABC President	2020-present
NABC Board of Directors	2011-present
NCAA Ethics Coalition	2009-present
Leadership Panel-Pentagon	May of 2014

ACADEMIC HONORS

Top-10 Percent Academic Performance Rate	2010-11
Top-10 Percent Academic Performance Rate	2011-12
Top-10 Percent Academic Performance Rate	2013-14

COACHING TREE - HEAD COACHING SUCCESS

John Alesi	Baruch College (N.Y.) Head Coach
Bill Barton	South Kent School (Conn.) Head Coach
David Cox	Rhode Island Head Coach
Scott Cross	Troy Head Coach
Joe Lombardi	IUP Head Coach
Pat Skerry	Towson Head Coach

JAMIE DIXON YEAR-BY-YEAR

Year	School	Overall	Conference	Standing	Finish
2003-04	Pittsburgh	31-5 (.861)	13-3 (.813)	1st	NCAA Sweet 16
2004-05	Pittsburgh	20-9 (.689)	10-6 (.625)	5th	NCAA First Round
2005-06	Pittsburgh	25-8 (.758)	10-6 (.625)	T-4th	NCAA Second Round
2006-07	Pittsburgh	29-8 (.783)	12-4 (.750)	T-2nd	NCAA Sweet 16
2007-08	Pittsburgh	27-10 (.730)	10-8 (.556)	7th	NCAA Second Round
2008-09	Pittsburgh	31-5 (.861)	15-3 (.833)	T-2nd	NCAA Elite Eight
2009-10	Pittsburgh	25-9 (.735)	13-5 (.722)	T-2nd	NCAA Second Round
2010-11	Pittsburgh	28-6 (.824)	15-3 (.833)	1st	NCAA Third Round
2011-12	Pittsburgh	22-17 (.564)	5-13 (.278)	T-13th	CBI Champions
2012-13	Pittsburgh	24-9 (.727)	12-6 (.667)	4th	NCAA Second Round
2013-14	Pittsburgh	26-10 (.722)	11-7 (.611)	5th	NCAA Third Round
2014-15	Pittsburgh	19-15 (.559)	8-10 (.444)	T-9th	NIT First Round
2015-16	Pittsburgh	21-12 (.636)	9-9 (.500)	T-9th	NCAA First Round
2016-17	TCU	24-15 (.615)	6-12 (.333)	T-7th	NIT Champions
2017-18	TCU	21-12 (.636)	9-9 (.500)	5th	NCAA First Round
2018-19	TCU	23-14 (.622)	7-11 (.388)	T-7th	NIT Semifinals
2019-20	TCU	16-16 (.500)	7-11 (.388)	T-7th	N/A
2020-21	TCU	12-14 (.462)	5-11 (.313)	8th	None
2021-22	TCU	21-13 (.618)	8-10 (.444)	T-5th	NCAA Second Round
2022-23	TCU	22-13 (.629)	9-9 (.500)	T-5th	NCAA Second Round
2023-24	TCU	7-0			
At Pittsburgh		328-123 (.727)	143-81 (.638)	---	---
At TCU		146-97 (.599)	51-73 (.411)	---	---
Overall Career		474-220 (.682)	194-155 (.556)	---	---

JAMIE DIXON BY THE NUMBERS

COACHING HONORS

National Coach of the Year	4
Region Coach of the Year	1
Conference Coach of the Year	1

TEAM ACCOMPLISHMENTS

30-win seasons	2
25-win seasons	8
20-win seasons	17
20-win/10-league win seasons	10
10-win league seasons	10

NATIONAL ACHIEVEMENTS

NIT Championship	1
NCAA Tournament app.	14
NCAA Tournament wins	14
NCAA Tournament games	28
Elite Eight appearances	1
Sweet Sixteen appearances	3
Earned No. 1 seed	2
Earned a high seed (1-5)	7
Total postseason appearances	18

CONFERENCE ACHIEVEMENTS

Total conference titles	3
Regular season titles	2
Tournament titles	1
Tournament title game app.	4
Conference tournament wins	19

DIXON'S PLAYERS

NBA players	7
NBA draftees	8
Consensus All-Americans	4
All-Region honorees	16
Conf. Player of the Year	1
Conf. Freshman of the Year	2
Conf. Most Improved Player	4
Total Conf. award winners	23
All-Conference selections	31
Conference Player of the Week	24
Conference Rookie/Newcomer of the Week	16
1,000-point scorers	24

ABOUT THE UNIFORMS

For the first time in six seasons, TCU men's basketball debuted new uniforms in the 2022-23 season.

- The design on the side of the uniforms are "SPINES" which represent the anatomical spines on the Horned Frog.
- From an frontal and rear view, the "SPINES" are represented to imitate the spines on the top and bottom of the Frog. The view can be seen when a player is at the free-throw line and seeing just hints of the tips of the spines.
- The red line in the middle has multiple meanings - the bloodline that shoots from the eyes of the Horned Frog when threatened. It also represents the 'Blood is Thicker Than Water' mentality that a close family has in their bloodline
- The design originates from the myth/origin of the horned lizard itself. The "ZIG ZAG" motif is often found in Texas Native America culture as a representation of lightning striking the earth and the red representing the horned lizard fighting back to a much bigger foe.
- The origin of the horned lizard is a fight between the lizard and lightning. Lightning states it can defeat anything on earth and challenged the lizard to four strikes (hence the four combined ZIG ZAGS on the sides of the uniform). Lightning missed the quick lizard and the Horned Frog "SPINED" the lightning from above. As payment, lightning now sends SPINES of light throughout the sky as homage to the tiny, yet mighty, Horned Frog.

A weekly review of the top performing Horned Frogs alumni, who are currently playing basketball professionally.

Courtesy of Sports I.T. Solutions / Eurobasket.com

- Updated Dec 2

#1. Desmond Bane (6'6"-G-1998, played in 2016-20, plays pro in the NBA) led Memphis Grizzlies to a surprising victory over the Dallas Mavericks (11-7) 108-94 in the NBA on Friday night. He was MVP of the game. Bane recorded 30 points (!!!), 4 rebounds, 5 assists and made 2 blocks in 34 minutes. The Memphis Grizzlies have not so impressive 5-13 record this season. But this is still an early stage of the season and everything may happen. Bane has individually a very good year with high stats. He averages 23.6ppg, 4.5rpg, 5.2apg and 1.3spg.

#2. Kenrich Williams (6'6"-G/F-1994, played in 2014-18, plays in the NBA) could not help the Oklahoma City Thunder (12-6) in their last game. Despite Williams' good performance the Oklahoma City Thunder (12-6) lost 123-127 on the road to the Philadelphia 76ers. He recorded 11 points. But the season just started, so everything may happen. It's Williams' fourth year with the team. This season Williams averages 5.8ppg, 2.6rpg and 2.0apg in eight games he played so far.

#3. Damion Baugh (6'4"-G-2000, graduated '2024, currently in the NBA G League) led South Bay Lakers to an easy victory against the G League Ignite (0-8) crushing them 150-126 in the NBA G League last Sunday. He scored 17 points, had 7 rebounds and dished 5 assists in 33 minutes; quite an impressive performance considering it's only Baugh's first season in pro basketball. The South Bay Lakers have a solid 5-3 record this season. It was his team's fourth consecutive victory in a row. But the season is still in its first stage and everything can happen. It's Baugh's first year with the team. This season he averages 8.8ppg, 3.7rpg, 3.5apg and 1.3spg.

#4. Experienced Jarvis Ray (6'6"-F-1990, played in 2010-14, plays pro in Georgia) led Delta to an easy victory against the closely-ranked Rustavi (3-1) 94-79 in the Georgian Superleague on Sunday night. Ray recorded 16 points. It was the game of the round between two top 4 ranked teams. Delta Gurjaani (5-2) is placed first in the Superleague. There are only three games left until the end of the Regular Season. So now every game will be critical. It's Ray's first season with the team. He has relatively good stats this year 12.6ppg, 4.4rpg and 1.9apg in seven games.

#5. Garlon Green (6'7"-F-1991, played in 2009-13, plays in France) was not able to help Sharks Antibes (5-3) in their game last Friday. Despite his very good performance Sharks Antibes was badly defeated 93-77 in Evreux by the much lower-ranked ALM Evreux (#10). Green was the second best scorer with 16 points in 32 minutes. But the season is still in its first stage and everything can happen. It's Green's first year with the team. He has relatively good stats this season 14.1ppg, 3.4rpg and 1.8apg.

#6. Chauncey Collins (6'1"-PG-1995, played in 2014-16, currently in Lithuania) led Mazeikiai to a victory against the closely-ranked Gargzdai 77-66 in the Lithuanian LKL last Saturday. He scored 13 points and added 3 assists. This year Collins averages 9.1ppg, 2.1rpg, 2.7apg and 1.1spg in 11 games.

#7. Mike Miles Jr. (6'2"-G-2002, played in 2020-23, plays pro in the NBA G League) was not able to secure a victory for the Texas Legends in their game against the Rio Grande Valley Vipers in the NBA G League. Miles Jr. scored 6 points and added 3 assists in 18 minutes. His team were defeated 123-114 in the NBA G League. This season he averages 6.7ppg, 2.3rpg and 2.0apg.

#8. Kevin Langford (6'8"-C/F-1985, played in 2005-05, plays in Switzerland) contributed to an easy victory against the closely-ranked Geneve 77-60 in the Swiss SBL in Saturday night's game. Langford recorded 7 points. This year he averages 6.7ppg and 3.4rpg in 10 games.

#9. Kyan Anderson (5'11"-PG-1992, played in 2011-15, currently in Turkey) couldn't help Ankaragucu in their game against Gaziantep in the Turkish TBL (second division). He scored 7 points and added 8 passes in 34 minutes. His team was defeated 96-85. This season Anderson has very high stats. He averages 20.7ppg, 2.2rpg and 6.2apg.

#10. Nikola Gacesa (6'9"-F/C-1987, played in 2010-11, plays pro in Serbia) contributed to Gajdobra's victory against the tenth-ranked KK Kikar Arilje 109-103 in the Serbian 2MLS (second division) on Sunday night. He had a double-double by scoring 18 points and getting 10 rebounds. Gacesa has very impressive stats this year 18.2ppg, 6.1rpg and 2.4apg in nine games.

Other former Texas Christian University players, who play in pro basketball:

RJ Nembhard (6'5"-G-1999, played in 2017-18) played for Oostende in Belgian Pro Basketball League

Vladimir Brodziansky (6'11"-F/C-1994, played in 2015-18) plays for Joventut in Spanish Liga Endesa

Kouat Noi (6'7"-F-1997, played in 2016-16) signed for Sydney Kings in Australian NBL

Nate Butler Lind (6'6"-SF-1989, played in 2011-13) plays for Vaqueros de Bayamon in Puerto Rican BSN

JD Miller (6'8"-F-1996, played in 2015-19) signed for Podgorica in Montenegrin Erste Liga

Jaylen Fisher (6'2"-PG-1997, played in 2016-19) plays for Pioneros de Los Mochis in Mexican CIBACOPA

Brandon Parrish (6'6"-G-1994, played in 2013-17) played for Byblos in Lebanese Division 2

Zvonko Buljan (6'9"-C-1987, played in 2008-10) played for Omis in Croatian Prva Liga

Chris Washburn (6'8"-F-1993, played in 2014-13) plays for Wichita Skykings in the TBL

Alex Robinson (6'1"-PG-1995, played in 2016-15) played for ABC in Ivorian National 1

Jaire Grayer (6'5"-G-1996, played in 2019-20) plays for Medora Timberjacks in the TBL

Jalon Miller (6'8"-F, played in 2015-16) plays for In the Lab in the The Basketball Tournament

TCU'S LONGEST		
	2023-24	UNDER DIXON
Longest Winning Streak	7	17*
Longest Losing Streak	-	7
* Over two seasons		

RECORD WHEN		
	2023-24	UNDER DIXON
at Home	6-0	96-34
at Schollmaier Arena	6-0	96-33
on the Road	1-0	22-50
Neutral Site	-	28-13
Leading at halftime	7-0	119-26
Trailing at halftime	-	25-67
Tied at halftime	-	2-4
Overtime	-	6-8
Out-shooting the opposition	7-0	124-26
Out-shot by the Opposition	-	20-72
Shooting the Same	-	2-1
TCU shoots 50% or better from field	5-0	59-10
TCU shoots 40-49% from field	2-0	71-48
TCU shoots under 40% from field	-	16-35
Opp. shoots 50% or better from field	-	11-37
Opp. shoots 40-49% from field	5-0	79-51
Opp. shoots under 40% from field	2-0	56-10
TCU outrebounds opponent	5-0	120-36
Opp. outrebounds TCU	1-0	22-52
Tied in rebounds	1-0	4-9
TCU records 10 or more steals	5-0	35-10
TCU records 15 or more assists	5-0	83-26
TCU commits less than 15 turnovers	4-0	92-57
TCU commits 15 or more turnovers	3-0	47-38
Turnovers are equal	1-0	9-7
TCU commits less turnovers than opp.	5-0	86-25
TCU commits more turnovers than opp.	1-0	48-61
TCU shoots 50% or better from the line	7-0	129-80
TCU shoots under 50% from the line	-	8-10
TCU shoots 70% or better from the line	5-0	75-39
TCU scores 59 points or less	-	8-29
TCU scores between 60-69 points	-	28-41
TCU scores between 70-79 points	-	42-17
TCU scores between 80-89 points	4-0	45-6
TCU scores between 90-99 points	1-0	18-4
TCU scores 100+ points	2-0	5-0
Playing in November	6-0	43-4
Playing in December	1-0	37-7
Playing in January	-	26-30
Playing in February	-	22-32
Playing in March	-	18-23
Playing in April	-	0-1
Playing on Saturday	1-0	40-37
Playing on Sunday	-	9-6
Playing on Monday	2-0	16-10
Playing on Tuesday	2-0	23-13
Playing on Wednesday	-	31-19
Playing on Thursday	1-0	13-5
Playing on Friday	1-0	14-6
Playing during the afternoon (before 5)	-	35-36
Playing during the evening	7-0	109-60
Games decided by three points or less	1-0	26-17
Games decided by four to 10 points	-	42-41
Games decided by 11-20 points	1-0	42-29
Games decided by more than 20 points	5-0	34-9
Winning the opening tip	6-0	85-41
In white uniforms	4-0	95-31
In purple uniforms	-	50-47
In black uniforms	1-0	4-4
In grey uniforms	2-0	4-1
In white retro (FROGS) uniforms	-	4-6
In purple retro (FROGS) uniforms	-	3-3
vs. Top 25 Teams	-	19-50
as a Top 25 Team	-	30-21

TCU'S LARGEST		
	SEASON	UNDER DIXON
Lead	42 (vs. MVSU, 11/17/23)	48 (vs. MSVU, 12/18/22)
Deficit	8 (at Georgetown, 12/2/23)	46 (at Texas Tech, 2/11/20)
Margin of Victory	34 (vs. MVSU, 11/17/23)	46 (vs. Central Arkansas, 12/28/22)
Margin of Defeat	-	46 (at Texas Tech, 2/11/20)
Halftime Point Total	54 (vs. Southern, 11/6/23)	53, 2x (last, vs. MSVU, 12/18/22)
Halftime Lead	22 (vs. HCU, 11/27/23)	32 (vs. Alabama State, 11/14/16)
Halftime Deficit	-	25 (at Texas Tech, 2/11/20)
Deficit in Win	8 (at Georgetown, 12/2/23)	20, 2x (last, vs. UAPB, 11/7/22)
Halftime Deficit in Win	-	18 (vs. Texas, 3/10/22)
Lead in Loss	-	20 (vs. Oklahoma, 3/7/20)
Halftime Lead in Loss	-	18 (vs. Oklahoma, 3/7/20)

RECORD WATCH		
TCU ALL-TIME WINS		
1. Buster Brannon (1948-1967)		204
2. Billy Tubbs (1994-2002)		156
3. Jamie Dixon (2016-pres.)		146

HIGHEST/LOWEST IN A HALF	
Most TCU Points	54 (2nd vs. SU)
Lowest TCU Points	33 (1st vs. UTRGV)
Highest TCU FG%	61.8% (2nd vs. SU)
Lowest TCU FG%	41.9% (1st vs. Alcorn)
Most Opp. Points	47 (2nd at Georgetown)
Lowest Opp. Points	22 (1st vs. UTRGV)
Highest Opp. FG%	53.1% (2nd vs. Alcorn)
Lowest Opp. FG%	33.3% (1st vs. UTRGV)

STREAKS	
TEAM W/L - OVERALL	
Overall	W, 7
Home	W, 7
Road	W, 2
Neutral site	L, 1
Unranked teams	W, 7

TEAM W/L - RANKED OPPONENTS	
Ranked teams overall	L, 2
last win: March 9, 2023 vs. #12 Kansas State	
Ranked teams home	W, 1
last win: March 1, 2023 vs. #9 Texas	
Ranked teams road	L, 2
last win: Jan. 21, 2023 at #2 Kansas	
Ranked teams neutral site	L, 2
last win: March 9, 2023 vs. #12 Kansas State	

LEADING TCU IN SCORING	
Miller	2

LEADING TCU IN REBOUNDS	
Anderson	1

LEADING TCU IN ASSISTS	
Nelson	2
Peavy	1

DOUBLE-FIGURE SCORING GAMES	
Miller	6
Coles	3
Anderson	1

GAMES WITH A 3-POINTER	
TCU*	272
Miller	3
Nelson	2
Tennyson	2
Anderson	1

* Has made at least one 3-pointer in 1012-of-1016 games

DUNKS	
Peavy	11
Cork	7
Udeh	3
Miller	2
Nelson	3
Coles	2
O'Bannon	1
Tennyson	1
Total	29

CHARGES TAKEN	
O'Bannon	1
Total	1

AWARDS		
Emanuel Miller		
Preseason All-Big 12		Oct. 12
Big 12 Player of the Week		Dec. 4

#0 MICAH PEAVY

6-8 | 215 | G | SR | CIBOLO, TEXAS | DUNCANVILLE HS (TEXAS TECH)

2023-24 HIGHLIGHTS

Scored a career-high 21 points in the season-opener vs. Southern on 10-of-13 shooting

Has scored in double figures in six of seven games

Ranks sixth in the Big 12 in FG%, 57.8

PRIOR TO THIS SEASON

- Named to the all-tournament team at the Emerald Coast Classic after averaging 12 points and 8.5 rebounds to lead TCU to the title and scored a season-high 16 points with seven field goals against Iowa (11/26/2023) in the championship game.
- Recorded a career-high 10 rebounds in his TCU debut against McNeese (11/11/21)
- Defensive points allowed per possession was .6, which ranked in the top percentile nationally
- Made five 3-pointers in the 2022-23 season after not making any the previous season.
- Earned TABC Class 6A Player of the Year after averaging 19 points and 7.5 rebounds per game as a senior.
- Helped lead Duncanville High School to a 2019 Class 6A State Championship as a junior where he averaged 16 points and 6.6 rebounds per game.
- Earned 2019 State Championship Game MVP
- Signed with Texas Tech as a 4-star prospect by ESPN, Rivals and 247Sports and was the No. 2-ranked prospect in Texas.
- Was the No. 32-ranked player in the nation by ESPN and No. 34 by Rivals.

PERSONAL

- Born July 16, 2001
- Son of Tamara and David Peavy
- Has two siblings, DJ and Teanna Peavy... DJ played men's basketball at Austin Peay.
- Played football through eighth grade, said he got too tall.
- Likes almost all food except eggs... Likes to draw... Is into fashion.
- Owns a French bulldog named Pierre.
- Majoring in criminal justice

				Field Goals		3-Point		F-Throws		Rebounds									Scoring	
SEASON	TEAM	GP-GS	MIN/AVG	FG-FGA	FG%	3FG-3FGA	3FG%	FT-FTA	FT%	OFF	DEF	TOT	AVG	PF-FO	A	TO	BLK	STL	PTS	AVG
2020-21	TTU	29-25	588/20.3	73-159	.459	0-3	.000	18-38	.474	57	33	90	3.1	74-4	40	33	6	17	164	5.7
2021-22	TCU	34-9	719/21.1	83-187	.444	5-30	.167	36-63	.571	51	86	137	4.0	82-3	36	56	18	21	207	6.1
2022-23	TCU	30-8	630/21.0	78-207	.377	16-60	.267	38-59	.644	40	54	94	3.1	71-1	37	32	22	30	210	7.0
2023-24	TCU	7-7	177/25.3	37-64	.578	7-23	.304	4-9	.444	6	19	25	3.6	14-0	26	14	2	8	85	12.1
TOTAL FOR TCU		71-24	1526/21.5	198-458	.432	28-113	.248	78-131	.595	97	159	256	3.6	167-4	99	102	42	59	502	7.1
TOTAL		100-49	2114/21.1	271-617	.439	28-116	.241	96-169	.568	154	192	346	3.5	241-8	139	135	48	76	666	6.7

#0 PEAVY, Micah

Opponent	Date	GS	MIN	Total		3-Pointers		Free throws		Rebounds											
				FG-FGA	PCT	3FG-3FGA	PCT	FT-FTA	PCT	OFF	DEF	TOT	AVG	PF	A	TO	BLK	STL	PTS	AVG	
Southern U.	11/06/2023	*	21:06	10-13	.769	0-2	.000	1-3	.333	0	4	4	4.0	0	4	1	1	1	21	21.0	
Omaha	11/09/2023	*	26:46	5-8	.625	0-2	.000	0-0	.000	0	4	4	4.0	2	3	4	0	1	10	15.5	
UTRGV	11/14/2023	*	23:15	4-8	.500	2-4	.500	0-0	.000	2	0	2	3.3	1	4	3	0	0	10	13.7	
Mississippi Val.	11/17/2023	*	24:42	5-8	.625	2-3	.667	0-0	.000	1	3	4	3.5	3	4	0	0	1	12	13.3	
Alcorn	11/21/2023	*	25:30	3-7	.429	2-6	.333	3-4	.750	1	3	4	3.6	3	3	2	0	2	11	12.8	
Houston Christian	11/27/2023	*	28:10	7-13	.538	1-3	.333	0-0	.000	1	4	5	3.8	2	4	1	1	2	15	13.2	
at Georgetown	12/02/2023	*	27:38	3-7	.429	0-3	.000	0-2	.000	1	1	2	3.6	3	4	3	0	1	6	12.1	
Totals		7	177:07	37-64	.578	7-23	.304	4-9	.444	6	19	25	3.6	14	26	14	2	8	85	12.1	

Player Averages

Games Played	Minutes/game	Points/game	FG Pct	3FG Pct	FT Pct	Rebounds/game	Assists/game	Turnovers/game	Assist/Turnover ratio	Steals/game	Blocks/game
7	25.3	12.1	57.8	30.4	44.4	3.6	3.7	2.0	1.9	1.1	0.3



GAME HIGHS

Points

Season 21 (11/6/23 vs. Southern)

Career Same

Rebounds

Season 5 (11/27/23 vs. HCU)

Career 10 (11/11/21 vs. McNeese)

Assists

Season 4, 4x (last, 11/27/23 vs. HCU)

Career 5 (12/4/20 vs. Troy)

Steals

Season 2, 2x (last, 11/27/23 vs. HCU)

Career 4 (12/18/22 vs. MVSU)

Blocks

Season 1, 2x (last, 11/27/23 vs. HCU)

Career 3 (3/19/21 vs. Utah State)

Field Goals

Season 10 (11/6/23 vs. Southern)

Career Same

Field Goal Attempts

Season 13, 2x (last, 11/27/23 vs. HCU)

Career 17 (11/26/22 vs. Iowa)

3-Point Field Goals:

Season 2, 3x (last, 11/21/23 vs. Alcorn)

Career 2, 7x (last, 11/21/23 vs. Alcorn)

3-Point Field Goal Attempts

Season 6 (11/21/23 vs. Alcorn)

Career Same

Free Throws

Season 3 (11/21/23 vs. Alcorn)

Career 6 (3/5/22 at West Virginia)

Free Throw Attempts

Season 4 (11/27/23 vs. HCU)

Career 7, 2x (last, 11/14/22 vs. Northwestern St.)

Minutes

Season 28, 2x (last, 12/2/23 at Georgetown)

Career 31 (11/26/22 vs. Iowa)

MISCELLANEOUS STATS

Year	Season	Career	TCU W/L
20 + Points:	1	1	1-0
10+ Points:	6	29	16-7
10+ Rebs:	-	1	1-0
Double-Doubles:	-	-	0-0
5 + Assists:	-	1	0-0
Led Team In Points:	1	11	3-1
Led Team In Rebounds:	-	4	2-0
Led Team In Assists:	1	7	2-1

#2 EMANUEL MILLER

6-7 | 215 | F | SR | SCARBOROUGH, ONTARIO | PROLIFIC PREP - CALIF. (TEXAS A&M)

2023-24 HIGHLIGHTS

PRESEASON ALL-BIG 12 CONFERENCE - 12.3 points and 6.5 rebounds last season, the second-most returning points and rebounds in the Big 12
Hit the game-winning 3-pointer at the buzzer to win at Georgetown, 84-83, on Dec. 2
Has scored in double figures in the last six games
Ranks eighth in the Big 12 in field goal percentage, 54.9
Ranks 13th in the Big 12 in scoring, 15.86

PRIOR TO THIS SEASON

- **All-Big 12 Conference Honorable Mention in 2022 and 2023**
- Ranked sixth in the Big 12 with 6.5 rebounds per game and second in shooting at 50.5 percent from the field last season.
- Named Big 12 Player of the Week on Dec. 27 after scoring 21 points and bringing down seven rebounds against Utah (12/21/22).
- Reached 1,000 career points during the 21-point outing at Texas (1/11/23) when he was 10-of-12 from the field.
- Was 20-of-51 for a team-best 39.2 percent from the 3-point line for the season after having 14 made threes the previous three seasons.
- In the 2020-21 season at Texas A&M, was first in the SEC in field goal percentage (57.1%), second in rebs. per game (8.2), seventh in points per game (16.2) and ninth in free throw percentage (81.7%)... Finished that season with a team-high six double-doubles, five of which Miller scored 20-or-more points, which is the most in a season by an Aggie since 1995.
- Shot 15-of-16 from the free throw line against Tarleton State (12/2/20) which is tied for 10th in Aggie history in free throws made in a single game.
- Recorded a career-high 28 points off 10-of-15 shooting, and was 8-of-9 from the line at South Carolina (1/6/21).
- Miller's nine offensive rebounds against Missouri (2/14/20) is a career-high.
- Was a four-star prospect by Rivals.com and ESPN.com.
- Ranked No. 108 overall and No. 21 among power forwards nationally by Rivals.com.
- Played for Team Canada at the 2022 GLOBL Jam, 2018 FIBA U18 Americas Championship and 2017 FIBA U19 World Cup.

PERSONAL

- Born June 19, 2000
- Son of Leonard Miller and Carline Bailey... Father passed away when he was five years old.
- Has four brothers and is the second youngest in the family... Brother, Leonard Miller, was the 33rd overall pick in the 2023 NBA Draft and is on the Minnesota Timberwolves after playing in the NBA G League for one season.
- Has a tattoo that reads "God With Us" on his left arm, which is the meaning of Emanuel.
- Owns a dog named Tachi, who is an Australian mix.
- Majoring in sociology with a criminal justice minor.

		Field Goals				3-Point		F-Throws		Rebounds				Scoring							
SEASON	TEAM	GP-GS	MIN/AVG	FG-FGA	FG%	3FG-3FGA	3FG%	FT-FTA	FT%	OFF	DEF	TOT	AVG	PF-FO	A	TO	BLK	STL	PTS	AVG	
2019-20	TA&M	30-25	736/24.5	65-161	.404	3-21	.143	58-94	.617	60	130	190	6.3	58-0	26	35	2	21	191	6.4	
2020-21	TA&M	17-13	538/31.7	100-175	.571	0-6	.000	76-93	.817	52	88	140	8.2	35-0	24	46	2	14	276	16.2	
2021-22	TCU	34-34	936/27.5	142-288	.493	11-45	.244	55-80	.688	83	128	211	6.2	72-2	30	46	26	23	350	10.3	
2022-23	TCU	32-31	954/29.8	165-327	.505	20-51	.392	45-69	.652	61	148	209	6.5	67-0	55	57	28	30	395	12.3	
2023-24	TCU	7-7	191/27.3	45-82	.549	7-17	.412	14-16	.875	16	23	39	5.6	8-0	21	6	6	13	111	15.9	
TOTAL FOR TCU		73-72	2081/28.5	352-697	.505	38-113	.336	114-165	.691	160	299	459	6.3	147-2	106	109	60	66	856	11.7	
TOTAL		120-110	3356/28.0	517-1033	.500	41-140	.293	248-352	.705	272	517	789	6.6	240-2	156	190	64	101	1323	11.0	

#2 MILLER, Emanuel

Opponent	Date	GS	MIN	Total		3-Pointers		Free throws		Rebounds				PF	A	TO	BLK	STL	PTS	AVG
				FG-FGA	PCT	3FG-3FGA	PCT	FT-FTA	PCT	OFF	DEF	TOT	AVG							
Southern U.	11/06/2023	*	24:36	4-9	.444	0-1	.000	1-1	1.000	2	7	9	9.0	2	4	1	1	1	9	9.0
Omaha	11/09/2023	*	26:23	8-15	.533	0-2	.000	1-2	.500	5	2	7	8.0	1	2	2	0	3	17	13.0
UTRGV	11/14/2023	*	23:16	4-9	.444	3-4	.750	0-0	.000	2	3	5	7.0	2	2	0	1	3	11	12.3
Mississippi Val.	11/17/2023	*	29:28	5-9	.556	0-1	.000	3-4	.750	3	1	4	6.3	0	5	2	2	1	13	12.5
Alcorn	11/21/2023	*	27:15	5-9	.556	0-2	.000	3-3	1.000	0	6	6	6.2	1	3	0	0	1	13	12.6
Houston Christian	11/27/2023	*	26:41	7-13	.538	1-3	.333	4-4	1.000	0	3	3	5.7	1	3	1	2	3	19	13.7
at Georgetown	12/02/2023	*	33:13	12-18	.667	3-4	.750	2-2	1.000	4	1	5	5.6	1	2	0	0	1	29	15.9
Totals			7	190:52	45-82	.549	7-17	.412	14-16	.875	16	23	39	5.6	8	21	6	13	111	15.9

Player Averages

Games Played	Minutes/game	Points/game	FG Pct	3FG Pct	FT Pct	Rebounds/game	Assists/game	Turnovers/game	Assist/Turnover ratio	Steals/game	Blocks/game
7	27.3	15.9	54.9	41.2	87.5	5.6	3.0	0.9	3.5	1.9	0.9



GAME HIGHS

Points

Season	29 (12/2/23 at Georgetown)
Career	Same

Rebounds

Season	9 (11/6/23 vs. Southern)
Career	14 (12/8/19 vs. Texas)

Assists

Season	5 (11/17/23 vs. MVSU)
Career	6 (11/11/22 vs. Lamar)

Steals

Season	3, 3x (last, 11/27/23 vs. HCU)
Career	5 (1/18/23 at West Virginia)

Blocks

Season	2, 2x (last, 11/27/23 vs. HCU)
Career	5 (1/25/22 vs. Texas)

Field Goals

Season	12 (12/2/23 at Georgetown)
Career	Same

Field Goal Attempts

Season	18 (12/2/23 at Georgetown)
Career	Same

3-Point Field Goals:

Season	3, 2x (last, 12/2/23 at Georgetown)
Career	Same

3-Point Field Goal Attempts

Season	4, 2x (last, 12/2/23 at Georgetown)
Career	4, 3x (last, 12/2/23 at Georgetown)

Free Throws

Season	4 (11/27/23 vs. HCU)
Career	15 (12/2/20 vs. Tarleton)

Free Throw Attempts

Season	4, 3x (last, 12/2/23 at Georgetown)
Career	16 (12/2/10 vs. Tarleton)

Minutes

Season	33 (12/2/23 at Georgetown)
Career	40 (1/28/23 at Miss. State)

MISCELLANEOUS STATS

Year	Season	TCU	W/L
20 + Points:	1	15	5-1
10+ Points:	6	64	32-13
10+ Rebs:	-	23	10-1
Double-Doubles:	-	15	6-0
5+ Assists:	1	4	4-0
Led Team In Points:	3	25	8-4
Led Team In Rebounds:	2	52	20-6
Led Team In Assists:	1	3	3-0

#3 AVERY ANDERSON III

6-2 | 170 | G | SR | JUSTIN, TEXAS | NORTHWEST HS (OKLAHOMA STATE)

2023-24 HIGHLIGHTS

PRIOR TO THIS SEASON

- Scored at least 10 points 15 times.
- Was ruled out for the season with a left wrist injury on Feb. 6, 2023.
- Scored a career-high 34 points at home against Iowa State (1/26/23)... It was one of just 11 30-point games that season from Big 12 athletes and was the second most scored.
- Earned All-Big 12 Championship Team honors after helping lead the Cowboys to the title game in 2022... Posted 17 points in the win over No. 10 West Virginia and 20 points in the win over No. 2 Baylor.
- Named Academic All-Big 12 and a CoSIDA First Team Academic All-District 7 selection in 2022.
- A consensus four-star recruit out of Northwest High School in Justin, Texas.
- Ranked the nation's No. 102 overall recruit and No. 17 combo guard by 247Sports.com... Also ranked as the No. 17 point guard by ESPN.
- Helped Justin's Northwest High School reach the Texas Class 5A State Tournament in 2017 and 2018, including a state title-game appearance in 2018.
- Voted All-State by the Texas Association of Basketball Coaches and was named his district's MVP as both a junior and a senior.
- Broke the Northwest High School scoring record by racking up 2,767 career points.

PERSONAL

- Born Sept. 26, 2000.
- Son of Tracy and Avery Anderson Jr.
- Has one sister, Brittanie.
- Graduated from OSU in 2023 with a degree in university studies of coaching science.

		Field Goals				3-Point		F-Throws		Rebounds				Scoring						
SEASON	TEAM	GP-GS	MIN/AVG	FG-FGA	FG%	3FG-3FGA	3FG%	FT-FTA	FT%	OFF	DEF	TOT	AVG	PF-FO	A	TO	BLK	STL	PTS	AVG
2019-20	OSU	30-4	461/15.4	48-132	.364	2-26	.077	28-35	.800	9	55	64	2.1	63-0	42	55	8	31	126	4.2
2020-21	OSU	27-23	822/30.5	116-244	.475	19-58	.328	78-93	.839	13	96	109	4.0	84-4	54	70	8	40	329	12.2
2021-22	OSU	30-30	858/28.6	121-303	.399	34-105	.324	86-113	.761	10	84	94	3.1	76-2	68	87	8	53	362	12.1
2022-23	OSU	22-22	614/27.9	77-193	.399	11-61	.180	79-96	.823	8	69	77	3.5	55-3	75	66	8	32	244	11.1
2023-24	TCU	7-0	156/22.2	27-54	.500	4-14	.286	15-19	.789	2	14	16	2.3	15-0	27	13	1	14	73	10.4
TOTAL FOR TCU		7-0	156/22.2	27-54	.500	4-14	.286	15-19	.789	2	14	16	2.3	15-0	27	13	1	14	73	10.4
TOTAL		116-79	2911/25.1	389-926	.420	70-264	.265	286-356	.803	42	318	360	3.1	293-9	266	291	33	170	1134	9.8

#3 ANDERSON III, Avery

Opponent	Date	GS	MIN	Total		3-Pointers		Free throws		Rebounds				PF	A	TO	BLK	STL	PTS	AVG
				FG-FGA	PCT	3FG-3FGA	PCT	FT-FTA	PCT	OFF	DEF	TOT	AVG							
Southern U.	11/06/2023		26:23	5-8	.625	2-4	.500	3-4	.750	0	1	1	1.0	1	5	4	0	1	15	15.0
Omaha	11/09/2023		17:17	2-9	.222	0-2	.000	0-0	.000	0	1	1	1.0	3	5	1	0	2	4	9.5
UTRGV	11/14/2023		20:12	6-9	.667	1-2	.500	2-2	1.000	0	1	1	1.0	4	2	4	0	2	15	11.3
Mississippi Val.	11/17/2023		18:07	5-7	.714	1-2	.500	1-2	.500	0	0	0	0.8	3	3	0	1	4	12	11.5
Alcorn	11/21/2023		23:14	1-6	.167	0-3	.000	5-5	1.000	0	4	4	1.4	1	5	2	0	1	7	10.6
Houston Christian	11/27/2023		23:35	4-8	.500	0-1	.000	1-2	.500	0	2	2	1.5	1	5	0	0	4	9	10.3
at Georgetown	12/02/2023		26:57	4-7	.571	0-0	.000	3-4	.750	2	5	7	2.3	2	2	2	0	0	11	10.4
Totals		0	155:45	27-54	.500	4-14	.286	15-19	.789	2	14	16	2.3	15	27	13	1	14	73	10.4

Player Averages

Games Played	Minutes/ game	Points/ game	FG Pct	3FG Pct	FT Pct	Rebounds/ game	Assists/ game	Turnovers/ game	Assist/Turnover ratio	Steals/ game	Blocks/ game
7	22.2	10.4	50.0	28.6	78.9	2.3	3.9	1.9	2.1	2.0	0.1



GAME HIGHS

Points

Season	15, 2x (last, 11/14/23 vs. UTRGV)
Career	34 (1/26/22 vs. Iowa State)

Rebounds

Season	7 (12/2/23 at Georgetown)
Career	10 (2/6/21 vs. Texas)

Assists

Season	5, 4x (last, 11/27/23 vs. HCU)
Career	9, 2x (last, 1/24/23 vs. Texas)

Steals

Season	2, 2x (last, 11/14/23 vs. UTRGV)
Career	5, 2x (last, 3/2/22 at Iowa State)

Blocks

Season	-
Career	3 (1/21/23 vs. Iowa State)

Field Goals

Season	6 (11/14/23 vs. UTRGV)
Career	11, 2x (last, 12/13/21 vs. Cleveland St.)

Field Goal Attempts

Season	9, 2x (last, 11/14/23 vs. UTRGV)
Career	18 (12/5/21 vs. Xavier)

3-Point Field Goals:

Season	2 (11/6/23 vs. Southern)
Career	5 (1/26/22 vs. Iowa State)

3-Point Field Goal Attempts

Season	4 (11/6/23 vs. Southern)
Career	11 (1/26/22 vs. Iowa State)

Free Throws

Season	5 (11/21/23 vs. Alcorn)
Career	11, 2x (last, 1/28/23 vs. Ole Miss)

Free Throw Attempts

Season	5 (11/21/23 vs. Alcorn)
Career	13, 2x (last, 1/26/22 vs. Iowa State)

Minutes

Season	27 (12/2/23 at Georgetown)
Career	45 (2/6/21 vs. Texas)

MISCELLANEOUS STATS

Year	Season	Career	TCU W/L
20+ Points:	-	8	0-0
10+ Points:	3	51	3-0
10+ Rebs:	-	1	0-0
Double-Doubles:	-	1	0-0
5+ Assists:	3	7	3-0
Led Team In Points:	-	17	0-0
Led Team In Rebounds:	1	6	1-0
Led Team In Assists:	2	21	2-0

#4 JAMEER NELSON JR.

6-2 | 205 | G | SR | HAVERFORD, PENN. | THE HAVERFORD SCHOOL (DELAWARE)

2023-24 HIGHLIGHTS

Leads the Big 12 and ranks fifth nationally in steals per game, 3.1

Ranks ninth in the Big 12 in FT%, 82.6

PRIOR TO THIS SEASON

- Led the Colonial Athletic Association with 20.6 points and 2.4 steals per game last season... Scored in double figures in all 29 games
- Scored at least 20 points 16 times and at least 30 points four times.
- Scored a career-high 39 points on 13-of-21 shooting from the field and 5-of-8 from three against UNCW on Feb. 18, 2023.
- Led the team in 2021-22 and ranked seventh in the league with 13.6 points per game... Ranked second on the squad with 56 3-pointers and 78 assists.
- Ranked fourth in the CAA with 1.6 steals per game in 2021-22... Had 57 steals, which tied for the ninth most in a UD single season.
- Led The Haverford School to an undefeated 30-0 season that culminated in a Class 5A state championship as a senior in 2018-19.
- Averaged 15 points per game as a senior and earned second team All-State honors.

PERSONAL

- Born Aug. 7, 2001.
- Son of Jameer and Imani Nelson.
- Has three younger sisters Jamia, Jayden and Jayce.
- Father, Jameer, starred at Saint Joseph's University from 2000-04 before enjoying a 14-year NBA career, and is currently an Assistant GM with the Delaware Blue Coats.
- Earned a degree in English at Delaware and is working towards a masters of liberal arts degree at TCU.

				Field Goals		3-Point		F-Throws		Rebounds				Scoring								
SEASON	TEAM	GP-GS	MIN/AVG	FG-FGA	FG%	3FG-3FGA	3FG%	FT-FTA	FT%	OFF	DEF	TOT	AVG	PF-FO	A	TO	BLK	STL	PTS	AVG		
2019-20	GWU	31-28	965/31.1	119-287	.415	24-96	.250	59-98	.602	21	116	137	4.4	63-2	68	94	12	55	321	10.4		
2020-21	GWU	7-5	184/26.3	20-51	.392	3-12	.250	16-23	.696	3	11	14	2.0	16-1	14	15	2	18	59	8.4		
2021-22	UD	35-35	1146/32.7	170-381	.446	56-154	.364	79-101	.782	41	130	171	4.9	90-3	77	88	10	57	475	13.6		
2022-23	UD	29-29	1022/35.2	194-436	.445	50-163	.307	159-205	.776	32	102	134	4.6	71-1	103	89	18	71	597	20.6		
2023-24	TCU	7-7	164/23.4	29-59	.492	5-21	.238	19-23	.826	2	17	19	2.7	14-0	29	15	5	22	82	11.7		
TOTAL FOR TCU				7-7	164/23.4	29-59	.492	5-21	.238	19-23	.826	2	17	19	2.7	14-0	29	15	5	22	82	11.7
TOTAL		109-104	3480/31.9	532-1214	.438	138-446	.309	332-450	.738	99	376	475	4.4	254-7	291	301	47	223	1534	14.1		

#4 NELSON JR., Jameer

		Total			3-Pointers		Free throws		Rebounds													
Opponent	Date	GS	MIN	FG-FGA	PCT	3FG-3FGA	PCT	FT-FTA	PCT	OFF	DEF	TOT	AVG	PF	A	TO	BLK	STL	PTS	AVG		
Southern U.	11/06/2023	*	25:53	6-8	.750	2-2	1.000	0-0	.000	1	2	3	3.0	2	6	1	2	5	14	14.0		
Omaha	11/09/2023	*	25:30	4-10	.400	0-2	.000	2-2	1.000	0	2	2	2.5	3	2	4	1	3	10	12.0		
UTRGV	11/14/2023	*	24:23	6-13	.462	0-3	.000	3-3	1.000	0	3	3	2.7	1	4	3	1	2	15	13.0		
Mississippi Val.	11/17/2023	*	24:44	4-6	.667	1-3	.333	4-5	.800	0	1	1	2.3	1	2	1	0	5	13	13.0		
Alcorn	11/21/2023	*	17:18	1-5	.200	0-4	.000	4-4	1.000	0	2	2	2.2	3	1	3	0	1	6	11.6		
Houston Christian	11/27/2023	*	22:06	5-9	.556	1-3	.333	4-4	1.000	1	4	5	2.7	1	10	1	1	3	15	12.2		
at Georgetown	12/02/2023	*	23:42	3-8	.375	1-4	.250	2-5	.400	0	3	3	2.7	3	4	2	0	3	9	11.7		
Totals		7	163:36	29-59	.492	5-21	.238	19-23	.826	2	17	19	2.7	14	29	15	5	22	82	11.7		

Player Averages

Games Played	Minutes/game	Points/game	FG Pct	3FG Pct	FT Pct	Rebounds/game	Assists/game	Turnovers/game	Assist/Turnover ratio	Steals/game	Blocks/game
7	23.4	11.7	49.2	23.8	82.6	2.7	4.1	2.1	1.9	3.1	0.7



GAME HIGHS

Points

Season 15, 2x (last, 11/27/23 vs. HCU)

Career 39 (2/18/23 vs. UNCW)

Rebounds

Season 5 (11/27/23 vs. HCU)

Career 14 (3/20/22 vs. Arizona)

Assists

Season 10 (11/27/23 vs. HCU)

Career Same

Steals

Season 5, 2x (last, 11/17/23 vs. MVSU)

Career 8 (2/24/22 vs. College of Charleston)

Blocks

Season 2 (11/6/23 vs. Southern)

Career 2, 2x (last, 1/19/23 vs. William & Mary)

Field Goals

Season 6, 2x (last, 11/14/23 vs. UTRGV)

Career 13 (2/18/23 at UNCW)

Field Goal Attempts

Season 13 (11/14/23 vs. UTRGV)

Career 18 (12/5/21 vs. Xavier)

3-Point Field Goals:

Season 2 (11/6/23 vs. Southern)

Career 21 (2/18/23 at UNCW)

3-Point Field Goal Attempts

Season 4 (11/27/23 vs. Alcorn)

Career 5, 2x (last, 2/18/23 at UNCW)

Free Throws

Season 4 (11/17/23 vs. MVSU)

Career 12 (12/7/22 vs. Delaware State)

Free Throw Attempts

Season 5 (11/17/23 vs. MVSU)

Career 16 (12/7/22 vs. Delaware State)

Minutes

Season 26 (11/6/23 vs. Southern)

Career 45 (2/6/21 vs. Texas)

MISCELLANEOUS STATS

Year	Season	Career	TCU W/L
20+ Points:	-	23	0-0
10+ Points:	5	81	5-0
10+ Rebs:	-	5	0-0
Double-Doubles:	-	5	0-0
5+ Assists:	2	19	2-0
Led Team In Points:	1	31	1-0
Led Team In Rebounds:	-	11	0-0
Led Team In Assists:	3	33	3-0

#5 CHUCK O'BANNON JR.

6-7 | 220 | F | R-SR | LAS VEGAS, NEV. | BISHOP GORMAN HS (USC)

2023-24 HIGHLIGHTS

DNP vs. HCU on Nov. 27 (right ankle)

PRIOR TO THIS SEASON

- Was the team leader in 3-pointer the past two seasons with 41 in 2022-23 and 46 in 2021-22.
- Recorded double-digits in points 13 times including a season-high 22 points against Kansas State (3/9/23) in the Big 12 Championship which included a season-best four made threes on seven attempts.
- Made the game-winning shot with 4.0 seconds remaining in an 88-87 win at Baylor (1/4/23).
- Scored 23 points against Arizona (3/20/22) in the final game of the 2021-23 season and the second round of the NCAA Tournament where he also made five 3-pointers.
- Had three season at USC, two of which ended in November with injury... Hurt his left hand in practice on Nov. 25, 2019, which required surgery... Suffered a left pinky injury in practice on Nov. 9, 2018, which required surgery.
- Was a five-star recruit and ranked as the No. 28 prospect on the ESPN Top 100 list and the No. 6 small forward in the 2017 class.
- Was a 2017 McDonald's All-American... Helped lead Bishop Gorman to four of its six consecutive state 4A titles.
- The All-State wing led Bishop Gorman High to a 22-9 record his senior season while averaging 21.4 points, 8.1 rebounds and 4.0 assists.

PERSONAL

- Born March 1, 1999 in Long Beach, Calif.
- Son of Valencia and Charles O'Bannon... Father, Charles, was a starter on UCLA's 1995 national championship team and went on to be a second-round pick in the 1997 NBA draft.
- Uncle, Ed O'Bannon, also was a star on the 1994-95 Bruins team and was the ninth overall pick in the 1995 NBA draft.
- Lived in Japan from ages 2-14.
- Owns a dog named Hitman, a morkie (mix of a maltese and yorkie).
- Earned a degree in general studies from TCU in 2022... Working towards a master of liberal arts degree.



GAME HIGHS

Points

Season	10 (11/17/23 vs. MVSU)
Career	23 (3/20/22 vs. Arizona)

Rebounds

Season	7 (11/14/23 vs. UTRGV)
Career	9, 2x (last, 2/15/22 vs. Iowa State)

Assists

Season	3 (11/17/23 vs. MVSU)
Career	3, 5x (last, 11/17/23 vs. MVSU)

Steals

Season	1, 2x (last, 11/17/23 vs. MVSU)
Career	4, 2x (last, 1/14/23 vs. Kansas State)

Blocks

Season	3 (11/14/23 vs. UTRGV)
Career	3, 3x (last, 11/14/23 vs. UTRGV)

Field Goals

Season	3 (11/6/23 vs. Southern)
Career	7 (3/9/23 vs. Kansas State)

Field Goal Attempts

Season	6 (11/9/23 vs. Omaha)
Career	14, 2x (last, 3/19/23 vs. Gonzaga)

3-Point Field Goals:

Season	1 (11/6/23 vs. Southern)
Career	5 (3/20/22 vs. Arizona)

3-Point Field Goal Attempts

Season	3, 2x (last, 11/17/23 vs. MVSU)
Career	13 (3/20/22 vs. Arizona)

Free Throws

Season	6 (11/17/23 vs. MVSU)
Career	6, 2x (last, 11/17/23 vs. MVSU)

Free Throw Attempts

Season	7 (11/17/23 vs. MVSU)
Career	10 (12/6/22 vs. Jackson St.)

Minutes

Season	21 (11/17/23 vs. MVSU)
Career	39 (3/20/22 vs. Arizona)

MISCELLANEOUS STATS

Year	Season	Career	W/L
20+ Points:	-	2	1-1
10+ Points:	1	34	24-10
10+ Rebs:	-	-	0-0
Double-Doubles:	-	-	0-0
5+ Assists:	-	-	0-0
Led Team In Points:	-	10	6-4
Led Team In Rebounds:	-	8	3-5
Led Team In Assists:	-	-	0-0

				Field Goals		3-Point		F-Throws		Rebounds												Scoring	
SEASON	TEAM	GP-GS	MIN/AVG	FG-FGA	FG%	3FG-3FGA	3FG%	FT-FTA	FT%	OFF	DEF	TOT	AVG	PF-FO	A	TO	BLK	STL	PTS	AVG			
2017-18	USC	14-0	72/5.1	5-23	.217	1-8	.125	7-7	1.000	1	8	9	0.6	10-0	2	2	0	4	18	1.3			
2018-19	USC	1-0	10/9.9	0-1	.000	0-0	.000	0-0	.000	0	1	1	1.0	0-0	0	0	0	0	0	0.0			
2019-20	USC	3-0	18/6.1	0-5	.000	0-0	.000	2-2	1.000	4	0	4	1.3	3-0	1	3	0	2	2	0.7			
2020-21	TCU	25-16	44/18.0	55-135	.407	28-76	.368	31-41	.756	26	70	96	3.8	42-0	13	21	13	19	169	6.8			
2021-22	TCU	34-25	815/24.0	106-260	.408	46-136	.338	64-91	.703	43	99	142	4.2	55-1	32	34	20	32	322	9.5			
2022-23	TCU	35-31	762/21.8	88-231	.381	41-132	.311	54-72	.750	51	67	118	3.4	72-1	35	22	34	29	271	7.7			
2023-24	TCU	6-0	102/17.0	8-23	.348	1-12	.083	17-20	.850	7	14	21	3.5	14-1	9	1	4	3	34	5.7			
TOTAL FOR TCU		100-72	2128/21.3	257-649	.396	116-356	.326	166-224	.741	127	250	377	3.8	183-3	89	78	71	83	796	8.0			
TOTAL		118-72	2228/18.9	262-678	.386	117-364	.321	175-233	.751	132	259	391	3.3	196-3	92	83	71	89	816	6.9			

#5 O'BANNON, Chuck

			Total		3-Pointers		Free throws		Rebounds											
Opponent	Date	GS	MIN	FG-FGA	PCT	3FG-3FGA	PCT	FT-FTA	PCT	OFF	DEF	TOT	AVG	PF	A	TO	BLK	STL	PTS	AVG
Southern U.	11/06/2023		14:27	3-5	.600	1-2	.500	2-3	.667	1	0	1	1.0	5	1	0	0	0	9	9.0
Omaha	11/09/2023		20:28	2-6	.333	0-3	.000	0-0	.000	0	4	4	2.5	3	1	1	0	0	4	6.5
UTRGV	11/14/2023		19:07	1-2	.500	0-0	.000	3-4	.750	3	4	7	4.0	1	2	0	3	1	5	6.0
Mississippi Val.	11/17/2023		21:23	2-5	.400	0-3	.000	6-7	.857	1	4	5	4.3	2	3	0	0	1	10	7.0
Alcorn	11/21/2023		16:44	0-2	.000	0-2	.000	4-4	1.000	1	2	3	4.0	2	1	0	1	1	4	6.4
at Georgetown	12/02/2023		09:35	0-3	.000	0-2	.000	2-2	1.000	1	0	1	3.5	1	1	0	0	0	2	5.7
Totals		0	101:44	8-23	.348	1-12	.083	17-20	.850	7	14	21	3.5	14	9	1	4	3	34	5.7

Player Averages

Games Played	Minutes/game	Points/game	FG Pct	3FG Pct	FT Pct	Rebounds/game	Assists/game	Turnovers/game	Assist/Turnover ratio	Steals/game	Blocks/game
6	17.0	5.7	34.8	8.3	85.0	3.5	1.5	0.2	9.0	0.5	0.7

#8 ERNEST UDEH JR.

6-11 | 260 | C | SO | ORLANDO, FLA. | DR. PHILLIPS HS (KANSAS)

2023-24 HIGHLIGHTS

PRIOR TO THIS SEASON

- Shot 75.6 percent from the field, including a KU record 21 consecutive from Dec. 1 to Feb. 28, a span of 17 games.
- In his KU debut vs. Omaha (11/7) he finished with five points and five rebounds along with a block and a steal.
- A McDonald's All-American following his senior season at Dr. Phillips High School in Orlando, Fla... and averaged 13.1 points and 9.2 rebounds
- Recorded 10.1 points, 9.8 rebounds and 1.9 blocked shots per game as a junior at Dr. Phillips HS in winning the state title.
- Ranked No. 23 by ESPN100, No. 31 by 247sports.com and No. 32 by Rivals.com.

PERSONAL

- Born Jan. 8, 2004.
- Son of Chigozie "ChiChi" Udeh.
- Has two younger siblings, Gabriella and Emmanuel.
- Enjoys making music beats, gaming and dancing... Can play the drums.
- Majoring in communications.

				Field Goals		3-Point		F-Throws		Rebounds								Scoring		
SEASON	TEAM	GP-GS	MIN/AVG	FG-FGA	FG%	3FG-3FGA	3FG%	FT-FTA	FT%	OFF	DEF	TOT	AVG	PF-FO	A	TO	BLK	STL	PTS	AVG
2022-23	KU	30-0	249/8.3	34-45	.756	0-0	.000	9-22	.409	23	30	53	1.8	48-1	9	16	18	20	77	2.6
2023-24	TCU	7-7	100/14.3	4-10	.400	0-0	.000	8-14	.571	10	21	31	4.4	17-0	2	5	8	4	16	2.3
TOTAL FOR TCU		7-7	100/14.3	4-10	.400	0-0	.000	8-14	.571	10	21	31	4.4	17-0	2	5	8	4	16	2.3
TOTAL		37-7	349/9.4	38-55	.691	0-0	.000	17-36	.472	33	51	84	2.3	65-1	11	21	26	24	93	2.5

#8 UDEH JR., Ernest

Opponent	Date	GS	MIN	Total		3-Pointers		Free throws		Rebounds											
				FG-FGA	PCT	3FG-3FGA	PCT	FT-FTA	PCT	OFF	DEF	TOT	AVG	PF	A	TO	BLK	STL	PTS	AVG	
Southern U.	11/06/2023	*	12:19	0-2	.000	0-0	.000	0-0	.000	1	1	2	2.0	1	0	2	3	0	0	0.0	
Omaha	11/09/2023	*	13:09	1-2	.500	0-0	.000	0-0	.000	4	7	11	6.5	3	2	0	0	0	2	1.0	
UTRGV	11/14/2023	*	15:44	0-0	.000	0-0	.000	0-0	.000	1	4	5	6.0	3	0	0	2	0	0	0.7	
Mississippi Val.	11/17/2023	*	17:15	1-4	.250	0-0	.000	3-6	.500	4	4	8	6.5	3	0	2	0	1	5	1.8	
Alcorn	11/21/2023	*	13:08	1-1	1.000	0-0	.000	2-4	.500	0	2	2	5.6	4	0	1	1	1	4	2.2	
Houston Christian	11/27/2023	*	16:32	1-1	1.000	0-0	.000	3-4	.750	0	2	2	5.0	0	0	0	1	2	5	2.7	
at Georgetown	12/02/2023	*	11:43	0-0	.000	0-0	.000	0-0	.000	0	1	1	4.4	3	0	0	1	0	0	2.3	
Totals		7	99:50	4-10	.400	0-0	.000	8-14	.571	10	21	31	4.4	17	2	5	8	4	16	2.3	

Player Averages

Games Played	Minutes/ game	Points/ game	FG Pct	3FG Pct	FT Pct	Rebounds/ game	Assists/ game	Turnovers/ game	Assist/Turnover ratio	Steals/ game	Blocks/ game
7	14.3	2.3	40.0	0.0	57.1	4.4	0.3	0.7	0.4	0.6	1.1



GAME HIGHS

Points

Season	5, 2x (last, 11/27/23 vs. HCU)
Career	10 (12/1/22 vs. Seton Hall)

Rebounds

Season	11 (11/9/23 vs. Omaha)
Career	Same

Assists

Season	2 (11/9/23 vs. Omaha)
Career	Same

Steals

Season	2 (11/27/23 vs. HCU)
Career	3 (2/20/23 vs. TCU)

Blocks

Season	3 (11/6/23 vs. Southern)
Career	4 (11/15/22 vs. Duke)

Field Goals

Season	1, 4x (last, 11/27/23 vs. HCU)
Career	4 (3/16/23 vs. Howard)

Field Goal Attempts

Season	4 (11/17/23 vs. MVSU)
Career	5 (11/10/22 vs. North Dakota State)

3-Point Field Goals:

Season	-
Career	-

3-Point Field Goal Attempts

Season	-
Career	-

Free Throws

Season	3, 2x (last, 11/27/23 vs. HCU)
Career	Same

Free Throw Attempts

Season	6 (11/17/23 vs. MVSU)
Career	Same

Minutes

Season	18 (11/27/23 vs. HCU)
Career	Same

MISCELLANEOUS STATS

Year	Season	Career	TCU W/L
20+ Points:	-	-	0-0
10+ Points:	-	1	0-0
10+ Rebs:	1	1	1-0
Double-Doubles:	-	-	0-0
5+ Assists:	-	-	0-0
Led Team In Points:	-	-	0-0
Led Team In Rebounds:	1	1	1-0
Led Team In Assists:	-	-	0-0

#11 TREVIAN TENNYSON

6-3 | 180 | G | SR | ARLINGTON, TEXAS | MANSFIELD LEGACY HS (TEXAS A&M CORPUS CHRISTI)

2023-24 HIGHLIGHTS

Has made one 3-pointer in 70 out of 77 games over three seasons (2021 until present)

PRIOR TO THIS SEASON

- Two-time SLC All-Conference Selection (2022 & 2023)
- Broke the school record for threes made in a season in 2022-23 with 100.
- Made 174 threes in his career at Texas A&M CC which was six behind the school record... Made at least one three in 65 out of 70 games as an Islander.
- Shot 89% from the free throw line in 2022-23, which tied a school record.
- Scored 20 points in the second half against No. 1 Alabama in the NCAA Tournament.
- At Ranger College in 2020-21, shot 498 from the field, 426 (40-94) from three-point range and .868 (59-68) from the free throw line.
- Led Ranger to a 22-5 record and helped win the NJCAC Championship, the NJCAA Region V Championship and reach the NJCAA Final Four.
- Tallied 24.0 points, 6.0 rebounds and 2.0 steals per contest as a senior at Mansfield Legacy High School.
- Set a Mansfield Legacy single-game record with a 42-point performance.
- Named to the Star-Telegram All-Area Second-Team, the TABC Class 5A All-Region 1 Team and was MVP of the Dallas vs. Tarrant All-Star Game.
- Guided Mansfield Timberview to the Texas 5A state championship as a sophomore in 2017.

PERSONAL

- Born March 29, 2001.
- Nickname is Trey.
- Son of Jennifer Tennyson.
- Has five siblings Tatianna, Chase, Dadreian, Arian and Ashton.
- Enjoys fishing... Owns a dog named Harlem, who is boxer.
- Earned a bachelors of science degree in university studies at Corpus Christi and working towards a masters degree in liberal arts at TCU.

				Field Goals		3-Point		F-Throws		Rebounds								Scoring		
SEASON	TEAM	GP-GS	MIN/AVG	FG-FGA	FG%	3FG-3FGA	3FG%	FT-FTA	FT%	OFF	DEF	TOT	AVG	PF-FO	A	TO	BLK	STL	PTS	AVG
2019-20	CCSU	28-0	323/11.5	36-97	.371	23-54	.426	27-35	.771	6	21	27	1.0	39-2	19	35	1	10	122	4.4
2021-22	TA&MCC	35-13	801/22.9	145-366	.396	74-201	.368	56-68	.824	15	42	57	1.6	64-1	49	46	3	27	420	12.0
2022-23	TA&MCC	35-34	998/28.5	185-423	.437	100-249	.402	81-91	.890	11	69	80	2.3	78-2	43	63	4	25	551	15.7
2023-24	TCU	7-0	127/18.1	20-43	.465	9-20	.450	4-5	.800	2	9	11	1.6	6-0	12	11	2	3	53	7.6
TOTAL FOR TCU		7-0	127/18.1	20-43	.465	9-20	.450	4-5	.800	2	9	11	1.6	6-0	12	11	2	3	53	7.6
TOTAL		105-47	2249/21.4	386-929	.416	206-524	.393	168-199	.844	34	141	175	1.7	187-5	123	155	10	65	1146	10.9

#11 TENNYSON, Trevian

Opponent	Date	GS	MIN	Total		3-Pointers		Free throws		Rebounds				PF	A	TO	BLK	STL	PTS	AVG
				FG-FGA	PCT	3FG-3FGA	PCT	FT-FTA	PCT	OFF	DEF	TOT	AVG							
Southern U.	11/06/2023		18:49	5-7	.714	3-5	.600	0-1	.000	1	1	2	2.0	1	2	1	0	0	13	13.0
Omaha	11/09/2023		21:03	1-5	.200	1-2	.500	0-0	.000	0	2	2	2.0	1	0	1	0	0	3	8.0
UTRGV	11/14/2023		21:32	2-7	.286	0-0	.000	2-2	1.000	0	1	1	1.7	1	6	3	1	3	6	7.3
Mississippi Val.	11/17/2023		14:54	3-7	.429	2-4	.500	0-0	.000	1	0	1	1.5	1	0	1	0	0	8	7.5
Alcorn	11/21/2023		19:33	2-6	.333	1-4	.250	2-2	1.000	0	3	3	1.8	2	3	3	1	0	7	7.4
Houston Christian	11/27/2023		16:53	4-5	.800	0-1	.000	0-0	.000	0	2	2	1.8	0	0	1	0	0	8	7.5
at Georgetown	12/02/2023		14:02	3-6	.500	2-4	.500	0-0	.000	0	0	0	1.6	0	1	1	0	0	8	7.6
Totals		0	126:46	20-43	.465	9-20	.450	4-5	.800	2	9	11	1.6	6	12	11	2	3	53	7.6

Player Averages

Games Played	Minutes/ game	Points/ game	FG Pct	3FG Pct	FT Pct	Rebounds/ game	Assists/ game	Turnovers/ game	Assist/Turnover ratio	Steals/ game	Blocks/ game
7	18.1	7.6	46.5	45.0	80.0	1.6	1.7	1.6	1.1	0.4	0.3



GAME HIGHS

Points

Season	13 (11/6/23 vs. Southern)
Career	28 (1/14/23 vs. New Orleans)

Rebounds

Season	2, 2x (last, 11/9/23 vs. Omaha)
Career	7 (2/4/23 vs. Southeastern La.)

Assists

Season	6 (11/14/23 vs. UTRGV)
Career	6, 2x (last, 11/14/23 vs. UTRGV)

Steals

Season	3 (11/14/23 vs. UTRGV)
Career	3, 2x (last, 11/14/23 vs. UTRGV)

Blocks

Season	1 (11/14/23 vs. UTRGV)
Career	1, 8x (last, 11/14/23 vs. UTRGV)

Field Goals

Season	5 (11/6/23 vs. Southern)
Career	10 (1/13/23 vs. New Orleans)

Field Goal Attempts

Season	7, 2x (last, 11/14/23 vs. UTRGV)
Career	21 (3/16/23 vs. Alabama)

3-Point Field Goals:

Season	3 (11/6/23 vs. Southern)
Career	6 (1/28/23 vs. Memphis)

3-Point Field Goal Attempts

Season	5 (11/6/23 vs. Southern)
Career	12 (1/12/23 vs. Southeastern La.)

Free Throws

Season	2 (11/14/23 vs. UTRGV)
Career	8 (1/26/23 vs. Nicholls)

Free Throw Attempts

Season	2, 2x (last, 11/21/23 vs. Alcorn)
Career	8, 3x (last, 1/26/23 vs. Nicholls)

Minutes

Season	22 (11/14/23 vs. UTRGV)
Career	44 (3/1/23 at TAMU-Commerce)

MISCELLANEOUS STATS

Year	Season	Career	TCU W/L
20+ Points:	-	11	0-0
10+ Points:	1	56	1-0
10+ Rebs:	-	-	0-0
Double-Doubles:	-	-	0-0
5+ Assists:	1	3	1-0
Led Team In Points:	-	18	0-0
Led Team In Rebounds:	-	-	0-0
Led Team In Assists:	1	3	1-0

#12 XAVIER CORK

6-9 | 235 | F | SR | SULPHUR SPRINGS, TEXAS | SULPHUR SPRINGS HS (WESTERN CAROLINA)

2023-24 HIGHLIGHTS

PRIOR TO THIS SEASON

- Scored a season-high 23 points against West Virginia (1/31/23) and was a season-best 6-of-6 from the field
- Scored 10 or more points three times and TCU went 3-0 in those games.
- Blocked the layup attempt of Keyonte George in the final second of the 88-87 win at Baylor (1/4/23).
- Led WCU and the Southern Conference in field goal percentage at 64.1 percent in 2020-21.
- Finished in double figures in 20 games, opening the season with 14 straight double-figure games.
- Attended Sulphur Springs High School and was named the District 15-5A Co-Most Valuable Player and a TABC All-Region 2 player.
- Helped lead the Wildcats to their first UIL State Tournament Final Four appearance since 1925.

PERSONAL

- Born March 24, 2001.
- Son of Kevin Cork and Reshemah Wright... Kevin passed away when he was 10 from multiple sclerosis... Reshemah, played basketball in high school and taught Xavier the game pretty much when he could walk.
- Sulphur Springs is a town located 100 miles northeast of Fort Worth with a population of 15,000 and home to the Southwest Dairy Museum.
- Grew up feeding pigs and hogs for fun and going fishing with his dad.
- Favorite food is pepperoni pizza from Pizza Hut.
- Owns a dog named Zola, who is a terrier and australian shepherd mix
- Majoring in criminal justice.

				Field Goals		3-Point		F-Throws		Rebounds								Scoring		
SEASON	TEAM	GP-GS	MIN/AVG	FG-FGA	FG%	3FG-3FGA	3FG%	FT-FTA	FT%	OFF	DEF	TOT	AVG	PF-FO	A	TO	BLK	STL	PTS	AVG
2019-20	WCU	31-2	354/11.4	55-79	.696	0-1	.000	18-37	.486	39	47	86	2.8	52-1	8	33	18	4	128	4.1
2020-21	WCU	27-27	735/27.2	143-223	.641	0-1	.000	56-74	.757	58	108	166	6.1	80-4	48	67	37	13	342	12.7
2021-22	TCU	33-2	442/13.4	48-80	.600	0-0	.000	13-21	.619	45	44	89	2.7	57-0	12	27	24	8	109	3.3
2022-23	TCU	35-16	528/15.1	60-104	.577	0-0	.000	34-59	.576	40	52	92	2.6	82-0	15	19	16	16	154	4.4
2023-24	TCU	7-0	85/12.1	16-20	.800	0-0	.000	3-4	.750	7	14	21	3.0	8-0	7	8	4	2	35	5.0
TOTAL FOR TCU		75-18	1055/14.1	124-204	.608	0-0	.000	50-84	.595	92	110	202	2.7	147-0	34	54	44	26	298	4.0
TOTAL		133-47	2143/16.1	322-506	.636	0-2	.000	124-195	.636	189	265	454	3.4	279-5	90	154	99	43	768	5.8

#12 CORK, Xavier

Opponent	Date	GS	MIN	Total		3-Pointers		Free throws		Rebounds				PF	A	TO	BLK	STL	PTS	AVG
				FG-FGA	PCT	3FG-3FGA	PCT	FT-FTA	PCT	OFF	DEF	TOT	AVG							
Southern U.	11/06/2023		15:36	4-5	.800	0-0	.000	0-0	.000	3	3	6	6.0	1	2	1	0	0	8	8.0
Omaha	11/09/2023		11:32	2-3	.667	0-0	.000	0-0	.000	1	4	5	5.5	2	2	1	0	0	4	6.0
UTRGV	11/14/2023		10:03	2-4	.500	0-0	.000	0-0	.000	1	1	2	4.3	0	0	1	0	0	4	5.3
Mississippi Val.	11/17/2023		12:23	2-2	1.000	0-0	.000	2-2	1.000	0	4	4	4.3	0	1	0	1	0	6	5.5
Alcorn	11/21/2023		14:55	4-4	1.000	0-0	.000	1-2	.500	1	0	1	3.6	2	0	1	1	0	9	6.2
Houston Christian at Georgetown	11/27/2023		14:09	2-2	1.000	0-0	.000	0-0	.000	0	2	2	3.3	0	1	0	1	2	4	5.8
	12/02/2023		05:52	0-0	.000	0-0	.000	0-0	.000	1	0	1	3.0	3	1	3	0	0	0	5.0
Totals			0 84:31	16-20	.800	0-0	.000	3-4	.750	7	14	21	3.0	8	7	8	4	2	35	5.0

Player Averages

Games Played	Minutes/game	Points/game	FG Pct	3FG Pct	FT Pct	Rebounds/game	Assists/game	Turnovers/game	Assist/Turnover ratio	Steals/game	Blocks/game
7	12.1	5.0	80.0	0.0	75.0	3.0	1.0	1.1	0.9	0.3	0.6



GAME HIGHS

Points

Season	9 (11/21/23 vs. Alcorn)
Career	23 (2/10/21 vs. VMI)

Rebounds

Season	6 (11/6/23 vs. Southern)
Career	14 (12/12/20 vs. North Carolina A&T)

Assists

Season	2, 2x (last, 11/9/23 vs. Omaha)
Career	5 (1/23/21 at Wofford)

Steals

Season	2 (11/27/23 vs. HCU)
Career	4 (12/18/22 vs. MVSU)

Blocks

Season	1, 4x (last, 11/27/23 vs. HCU)
Career	5 (12/3/20 vs. Newberry)

Field Goals

Season	4, 2x (last, 11/21/23 vs. Alcorn)
Career	10, 2x (last 1/18/21 at Samford)

Field Goal Attempts

Season	5 (11/6/23 vs. Southern)
Career	11, 2x (last 1/18/21 at Samford)

3-Point Field Goals:

Season	-
Career	Same

3-Point Field Goal Attempts

Season	-
Career	Same

Free Throws

Season	1 (11/21/23 vs. Alcorn)
Career	10 (1/18/21 at Samford)

Free Throw Attempts

Season	2 (11/21/23 vs. Alcorn)
Career	11, 2x (last 1/18/21 at Samford)

Minutes

Season	16 (11/6/23 vs. Southern)
Career	37 (12/18/20 at College of Charleston)

MISCELLANEOUS STATS

Year	Season	Career	TCU W/L
20+ Points:	-	3	0-0
10+ Points:	-	25	4-0
10+ Rebs:	-	6	0-0
Double-Doubles:	-	5	0-0
5+ Assists:	-	1	0-0
Led Team In Points:	-	6	0-0
Led Team In Rebounds:	-	13	2-0
Led Team In Assists:	-	-	0-0

#21 JAKOBE COLES

6-8 | 215 | F | JR | DENTON, TEXAS | GUYER HS (BUTLER)

2023-24 HIGHLIGHTS

Scored 21 points in 21 minutes and made his first 7 shot attempts against Omaha (11/9/23)

Has made multiple threes in four of seven games, including a career-high four against Alcorn (11/21/23)

Has two games of 20 points or more this season

Ranks 14th in the Big 12 in scoring, 15.7

Ranks fourth in the Big 12 in FG%, 61.8

PRIOR TO THIS SEASON

- Had 12 games of double-figure scoring last season after having three in the two seasons prior.
- Went 6-of-6 from the free throw line in the final 2:08 to seal the 75-71 win at Utah (12/21/22).
- Was 2-of-2 from the free throw line with 4.3 seconds to play to give TCU the 83-82 win at Texas Tech (2/25/23).
- Hit the game-winning shot with 1.5 seconds remaining in a 72-70 win over Arizona State (3/17/23).
- Played in six games at Butler (2020-21) before sustaining an injury to the meniscus in his left knee during practice on Jan. 1, 2021 (which required surgery) and missed the remainder of the season.
- Led Guyer High School to a 27-5 record as a senior, earning Texas All-State third team honors and averaged 17.5 points, 8.5 rebounds and 3.5 assists.
- As a junior, helped Guyer to a No. 1 ranking in the state and 34th in the national poll and averaged 15.1 points and 8.1 rebounds per game.
- Played AAU for the Texas Titans alongside TCU great Mike Miles Jr. and the Detroit Pistons' Cade Cunningham
- Rated as the No. 134 player in the Class of 2020 by Rivals... Was a four-star recruit according to Rivals.

PERSONAL

- Born May 16, 2001.
- Son of Jerome and Dawn... His father played basketball at Norfolk State and played professionally in the CBA.
- Has one older brother, Jarek, who played basketball at Bellarmine University in Louisville, Ky.
- Majoring in communications with a criminal justice minor.

				Field Goals		3-Point		F-Throws		Rebounds								Scoring		
SEASON	TEAM	GP-GS	MIN/AVG	FG-FGA	FG%	3FG-3FGA	3FG%	FT-FTA	FT%	OFF	DEF	TOT	AVG	PF-FO	A	TO	BLK	STL	PTS	AVG
2020-21	Butler	6-1	106/17.6	14-22	.636	2-7	.286	8-12	.667	6	14	20	3.3	15-1	2	7	3	2	38	6.3
2021-22	TCU	34-0	294/8.6	35-89	.393	11-39	.282	12-17	.706	16	48	64	1.9	33-0	14	21	13	13	93	2.7
2022-23	TCU	35-1	585/16.7	110-231	.476	22-68	.324	58-73	.795	50	90	140	4.0	65-1	43	24	21	21	300	8.6
2023-24	TCU	7-7	168/24.0	42-68	.618	11-20	.550	15-20	.750	7	30	37	5.3	10-0	13	10	4	10	110	15.7
TOTAL FOR TCU		76-8	1046/13.8	187-388	.482	44-127	.346	85-110	.773	73	168	241	3.2	108-1	70	55	38	44	503	6.6
TOTAL		82-9	1152/14.1	201-410	.490	46-134	.343	93-122	.762	79	182	261	3.2	123-2	72	62	41	46	541	6.6

#21 COLES, JaKobe

Opponent	Date	GS	MIN	Total		3-Pointers		Free throws		Rebounds				PF	A	TO	BLK	STL	PTS	AVG
				FG-FGA	PCT	3FG-3FGA	PCT	FT-FTA	PCT	OFF	DEF	TOT	AVG							
Southern U.	11/06/2023	*	22:05	5-9	.556	2-4	.500	5-5	1.000	3	4	7	7.0	1	3	0	0	2	17	17.0
Omaha	11/09/2023	*	20:37	7-8	.875	2-2	1.000	5-5	1.000	1	5	6	6.5	3	2	1	0	0	21	19.0
UTRGV	11/14/2023	*	24:42	7-12	.583	2-4	.500	0-0	.000	1	3	4	5.7	0	2	3	0	2	16	18.0
Mississippi Val.	11/17/2023	*	21:06	3-6	.500	0-0	.000	1-2	.500	0	5	5	5.5	2	1	3	0	1	7	15.3
Alcorn	11/21/2023	*	24:05	7-11	.636	4-5	.800	2-4	.500	1	3	4	5.2	2	2	0	1	3	20	16.2
Houston Christian	11/27/2023	*	25:18	5-10	.500	0-2	.000	2-4	.500	0	6	6	5.3	2	2	2	1	1	12	15.5
at Georgetown	12/02/2023	*	29:47	8-12	.667	1-3	.333	0-0	.000	1	4	5	5.3	0	1	1	2	1	17	15.7
Totals		7	167:40	42-68	.618	11-20	.550	15-20	.750	7	30	37	5.3	10	13	10	4	10	110	15.7

Player Averages

Games Played	Minutes/game	Points/game	FG Pct	3FG Pct	FT Pct	Rebounds/game	Assists/game	Turnovers/game	Assist/Turnover ratio	Steals/game	Blocks/game
7	24.0	15.7	61.8	55.0	75.0	5.3	1.9	1.4	1.3	1.4	0.6



GAME HIGHS

Points

Season	21 (11/9/23 vs. Omaha)
Career	21, 2x (last, 19/23 vs. Omaha)

Rebounds

Season	7 (11/6/23 vs. Southern)
Career	9 (12/18/22 vs. MVSU)

Assists

Season	3 (11/6/23 vs. Southern)
Career	4, 2x (last, 11/26/22 vs. Iowa)

Steals

Season	3 (11/21/23 vs. Alcorn)
Career	3, 3x (last, 11/21/23 vs. Alcorn)

Blocks

Season	2 (12/2/23 at Georgetown)
Career	3, 3x (last, 12/6/22 vs. Jackson St.)

Field Goals

Season	8 (12/2/23 at Georgetown)
Career	Same

Field Goal Attempts

Season	12, 2x (last, 12/2/23 at Georgetown)
Career	12, 5x (last, 12/2/23 at Georgetown)

3-Point Field Goals:

Season	4 (11/21/23 vs. Alcorn)
Career	Same

3-Point Field Goal Attempts

Season	5 (11/21/23 vs. Alcorn)
Career	6, 2x (last, 12/28/22 vs. Central Ark.)

Free Throws

Season	5, 2x (last, 11/9/23 vs. Omaha)
Career	6, 2x (last, 12/21/22 vs. Utah)

Free Throw Attempts

Season	5, 2x (last, 11/9/23 vs. Omaha)
Career	7 (12/23/20 vs. Providence)

Minutes

Season	30 (last, 12/2/23 at Georgetown)
Career	Same

MISCELLANEOUS STATS

Year	Season	Career	TCU W/L
20 + Points:	2	3	3-0
10+ Points:	7	21	15-4
10+ Rebs:	-	-	0-0
Double-Doubles:	-	-	0-0
5 + Assists:	-	-	0-0
Led Team In Points:	3	5	5-0
Led Team In Rebounds:	1	4	3-1
Led Team In Assists:	-	2	1-1

#44 ESSAM MOSTAFA

6-9 | 250 | F | SR | CAIRO, EGYPT | LONG ISLAND LUTHERAN HS (COASTAL CAROLINA)

2023-24 HIGHLIGHTS

PRIOR TO THIS SEASON

- Recorded 38 double-doubles in three seasons at Coastal Carolina and led the Sun Belt Conference with 16 last season.
- Scored his 1,000th career point in 2022-23.
- Led the Sun Belt in rebounding (10.0), offensive rebounds (3.4) and defensive rebounds (6.6).
- His 55.2 field goal percentage was eighth in the Sun Belt.
- Made the Spring Dean's list in 2022-23
- As a sophomore, led the team and was second in the conference averaging 9.4 rebounds per game which was 24th nationally.
- Came to the United States for his freshman year of high school at Arlington Country Day in Arlington, Texas, 15 miles from TCU.

PERSONAL

- Born Aug. 3, 1999.
- Son of Tamer Mostafa and Nilly Sa'eed.
- Graduated from Coastal Carolina with a degree in recreation and sports management and is working towards a masters of liberal arts degree at TCU.
- Attended his first baseball game at the 2023 Fort Worth Super Regional between TCU and Indiana State.

				Field Goals		3-Point		F-Throws		Rebounds										Scoring	
SEASON	TEAM	GP-GS	MIN/AVG	FG-FGA	FG%	3FG-3FGA	3FG%	FT-FTA	FT%	OFF	DEF	TOT	AVG	PF-FO	A	TO	BLK	STL	PTS	AVG	
2020-21	CCU	26-25	644/24.8	122-218	.560	1-2	.500	71-118	.602	93	138	231	8.9	51-3	22	42	22	13	316	12.2	
2021-22	CCU	33-31	957/29.0	167-335	.499	1-8	.125	94-154	.610	110	201	311	9.4	92-1	36	63	37	16	429	13.0	
2022-23	CCU	26-25	751/28.9	128-232	.552	0-1	.000	66-99	.667	89	171	260	10.0	61-1	23	41	18	15	322	12.4	
2023-24	TCU	7-0	87/12.4	12-20	.600	0-0	.000	7-12	.583	12	17	29	4.1	11-0	5	1	7	2	31	4.4	
TOTAL FOR TCU		7-0	87/12.4	12-20	.600	0-0	.000	7-12	.583	12	17	29	4.1	11-0	5	1	7	2	31	4.4	
TOTAL		92-81	2439/26.5	429-805	.533	2-11	.182	238-383	.621	304	527	831	9.0	215-5	86	147	84	46	1098	11.9	

#44 MOSTAFA, Essam

		Total				3-Pointers		Free throws		Rebounds										
Opponent	Date	GS	MIN	FG-FGA	PCT	3FG-3FGA	PCT	FT-FTA	PCT	OFF	DEF	TOT	AVG	PF	A	TO	BLK	STL	PTS	AVG
Southern U.	11/06/2023		09:45	1-1	1.000	0-0	.000	0-0	.000	0	1	1	1.0	0	1	0	2	0	2	2.0
Omaha	11/09/2023		15:19	3-5	.600	0-0	.000	1-1	1.000	4	2	6	3.5	1	0	0	1	0	7	4.5
UTRGV	11/14/2023		12:42	3-4	.750	0-0	.000	0-0	.000	1	8	9	5.3	4	1	1	1	0	6	5.0
Mississippi Val.	11/17/2023		10:22	0-1	.000	0-0	.000	0-2	.000	0	1	1	4.3	1	1	0	0	0	0	3.8
Alcorn	11/21/2023		11:42	3-4	.750	0-0	.000	4-5	.800	4	1	5	4.4	1	0	0	0	0	10	5.0
Houston Christian	11/27/2023		09:19	1-1	1.000	0-0	.000	2-2	1.000	0	1	1	3.8	2	1	0	2	0	4	4.8
at Georgetown	12/02/2023		17:31	1-4	.250	0-0	.000	0-2	.000	3	3	6	4.1	2	1	0	1	2	2	4.4
Totals		0	86:40	12-20	.600	0-0	.000	7-12	.583	12	17	29	4.1	11	5	1	7	2	31	4.4

Player Averages

Games Played	Minutes/ game	Points/ game	FG Pct	3FG Pct	FT Pct	Rebounds/ game	Assists/ game	Turnovers/ game	Assist/Turnover ratio	Steals/ game	Blocks/ game
7	12.4	4.4	60.0	0.0	58.3	4.1	0.7	0.1	5.0	0.3	1.0



GAME HIGHS

Points

Season	10 (11/21/23 vs. Alcorn)
Career	25, 2x (last, at South Dakota)

Rebounds

Season	9 (11/14/23 vs. UTRGV)
Career	17 (12/30/21 vs. ULM)

Assists

Season	1, 5x (last, 12/2/23 at Georgetown)
Career	4 (3/28/22 at Soth Alabama)

Steals

Season	2 (12/2/23 at Georgetown)
Career	2, 9x (last, 12/2/23 at Georgetown)

Blocks

Season	2, 2x (last, 11/27/23 vs. HCU)
Career	5 (1/13/22 at Appalachian St.)

Field Goals

Season	3, 3x (last, 11/21/23 vs. Alcorn)
Career	11 (3/21/22 vs. FGCU)

Field Goal Attempts

Season	5 (11/9/23 vs. Omaha)
Career	18 (3/21/22 vs. FGCU)

3-Point Field Goals:

Season	-
Career	1, 2x (last, 11/9/21 vs. Ferrum)

3-Point Field Goal Attempts

Season	-
Career	1, 10x (last, 11/26/22 vs. South Dakota)

Free Throws

Season	4 (11/21/23 vs. Alcorn)
Career	11 (12/1/21 vs. South Carolina)

Free Throw Attempts

Season	5 (11/21/23 vs. Alcorn)
Career	16 (1/2/22 vs. Emory & Henry)

Minutes

Season	18 (12/2/23 at Georgetown)
Career	37 (1/22/22 at Georgia State)

MISCELLANEOUS STATS

Year	Season	Career	TCU W/L
20+ Points:	-	14	0-0
10+ Points:	1	62	1-0
10+ Rebs:	-	42	0-0
Double-Doubles:	-	30	0-0
5+ Assists:	-	-	0-0
Led Team In Points:	-	16	0-0
Led Team In Rebounds:	1	53	1-0
Led Team In Assists:	-	2	0-0

GM 1 | TCU 108 - SOUTHERN 75



Official Basketball Box Score - Final
Southern U. at TCU
 11/06/23 Ed and Rae Schollmaier Arena, Fort Worth
 2023-24 Men's Basketball

Game Time: 8:00 PM
 Game Duration: 1:57
 Attendance: 5,729

Southern U. - 75

Record: 0-1

NO.	Name	Min	FG M-A	3P M-A	FT M-A	Rebounds OR DR TOT	Fouls PF FO	TP	AS	TO	ST	Blocks BS BA	+/-
1	Jaronn Wilkens	F 26:43	3-3	1-1	3-6	2 1 3	2 3	10	1	2	1	0	0 -22
21	Festus Ndumanya	F 16:28	0-5	0-0	0-0	1 1 2	1 1	0	1	0	0	0	-22
2	Antione Jacks	G 16:43	1-4	0-2	0-0	0 0 0	1 0	2	2	0	0	0	-10
3	Tai'Reon Joseph	G 18:30	6-9	2-5	1-2	0 4 4	1 2	15	0	4	0	0	-16
22	Tidjane Dioumassi	G 23:50	3-7	0-0	0-0	1 1 2	1 3	6	5	4	2	1	-25
0	Brentlay Noel	12:23	2-3	0-0	1-2	2 3 5	3 3	5	1	1	0	1	1
24	Jordan Mitchell	23:49	2-7	1-3	0-0	0 0 0	2 0	5	3	3	0	0	-24
4	Derrick Tazeno	16:37	0-5	0-0	0-0	0 0 0	2 0	0	0	0	1	1	-15
10	Brandon Davis	22:50	7-14	6-11	0-0	0 3 3	2 1	20	0	1	1	0	-19
35	Delang Muon	08:20	3-3	0-0	0-1	2 0 2	0 1	6	1	0	0	0	-6
11	Jordan Johnson	01:11	0-0	0-0	0-0	0 0 0	1 0	0	0	1	0	0	-6
13	Dre'Shawn Allen	11:58	2-5	0-2	2-2	0 1 1	2 1	6	0	0	1	0	-2
23	Avontez Ledet	00:38	0-0	0-0	0-0	0 1 1	0 0	0	0	0	0	0	-1
Team						5 0 5		0	0				
Totals			29-65	10-24	7-13	13 15 28	18 15	75	14	16	7	3	9 -33

Technical Fouls: NONE

Shooting By Period		
1 st FG%	14-32	43.8%
3PT%	6-13	46.2%
FT%	1-2	50%
2 nd FG%	15-33	45.5%
3PT%	4-11	36.4%
FT%	6-11	54.5%
GM FG%	29-65	44.8%
3PT%	10-24	41.7%
FT%	7-13	53.8%

Dead Ball Rebounds: 3, 0

TCU - 108

Record: 1-0

NO.	Name	Min	FG M-A	3P M-A	FT M-A	Rebounds OR DR TOT	Fouls PF FO	TP	AS	TO	ST	Blocks BS BA	+/-
2	Emanuel Miller	F 24:36	4-9	0-1	1-1	2 7 9	2 3	9	4	1	1	1	24
21	JaKobe Coles	F 22:05	5-9	2-4	5-5	3 4 7	1 3	17	3	0	2	0	38
8	Ernest Udeh Jr.	C 12:19	0-2	0-0	0-0	1 1 2	1 0	0	0	2	0	3	12
0	Micah Peavy	G 21:06	10-13	0-2	1-3	0 4 4	0 2	21	4	1	1	1	23
4	Jameer Nelson Jr.	G 25:53	6-8	2-2	0-0	1 2 3	2 3	14	6	1	5	2	34
11	Trevian Tennyson	18:49	5-7	3-5	0-1	1 1 2	1 1	13	2	1	0	0	14
5	Chuck O'Bannon	14:27	3-5	1-2	2-3	1 0 1	5 3	9	1	0	0	0	-2
12	Xavier Cork	15:36	4-5	0-0	0-0	3 3 6	1 0	8	2	1	0	0	15
3	Avery Anderson III	26:23	5-8	2-4	3-4	0 1 1	1 3	15	5	4	1	0	11
44	Essam Mostafa	09:45	1-1	0-0	0-0	0 1 1	0 0	2	1	0	0	2	0
22	Tyler Lundblade	06:23	0-2	0-2	0-0	0 1 1	0 0	0	0	2	0	0	-4
30	Darius Ford	00:53	0-1	0-1	0-0	0 0 0	0 0	0	0	0	0	0	0
33	Trey Stuart	00:53	0-0	0-0	0-0	0 0 0	0 0	0	0	0	0	0	0
35	Cole Despie	00:53	0-0	0-0	0-0	0 0 0	0 0	0	0	0	0	0	-1
Team						3 1 4		0	0				
Totals			43-70	10-23	12-17	15 26 41	15 18	108	28	13	10	9	33

Technical Fouls: NONE

Shooting By Period		
1 st FG%	22-36	61.1%
3PT%	5-11	45.5%
FT%	5-9	55.6%
2 nd FG%	21-34	61.8%
3PT%	5-12	41.7%
FT%	7-8	87.5%
GM FG%	43-70	61.4%
3PT%	10-23	43.5%
FT%	12-17	70.6%

Dead Ball Rebounds: 2, 0

	SOU	TCU
Biggest lead	6 (1 st 13:34)	39 (2 nd 7:13)
Best Scoring Run	10 (2 nd 3:37)	11 (1 st 0:46)
Lead Changes	6	
Times Tied	1	
Time with Lead	03:29	33:57

GM 3 | TCU 88 - UTRGV 55



Official Basketball Box Score - Final
UTRGV at TCU
 11/14/23 Ed and Rae Schollmaier Arena, Fort Worth
 2023-24 Men's Basketball

Game Time: 7:00 PM
 Game Duration: 2:00
 Attendance: 5,438

UTRGV - 55

Record: 1-2

NO.	Name	Min	FG M-A	3P M-A	FT M-A	Rebounds OR DR TOT	Fouls PF FO	TP	AS	TO	ST	Blocks BS BA	+/-
11	Ahren Freeman	F 32:24	4-9	0-0	2-3	3 2 5	4 4	10	0	4	1	1	-19
15	Dylan Williams	F 30:58	4-8	0-0	1-3	1 1 2	0 2	9	2	2	1	0	-23
1	Elijah Elliott	G 32:50	9-15	0-3	1-3	0 2 2	3 5	19	1	5	1	0	-20
3	DeAnthony Tipler Jr.	G 33:12	3-9	2-6	2-2	0 3 3	2 10	2	1	4	2	1	-28
14	Hasan Abdul-Hakim	G 32:20	1-4	0-0	0-0	0 3 3	1 2	2	8	4	2	3	-23
0	J.J. Howard	14:44	1-6	0-1	1-2	0 2 2	2 1	3	1	1	2	0	-14
35	Saliou Seye	12:05	1-2	0-0	0-0	1 1 1	1 1	2	1	1	0	0	-20
2	C.J. Jackson	03:31	0-1	0-1	0-0	0 1 1	0 0	0	0	0	0	0	-5
23	Isaiah Barganier	04:34	0-2	0-0	0-0	0 0 0	0 0	0	0	0	0	1	-4
10	Roy Jones III	03:23	0-0	0-0	0-0	0 0 0	1 0	0	0	0	0	0	-9
Team						4 3 7		0	0				
Totals			23-56	2-11	7-13	8 18 26	14 17	55	15	21	9	7	-33

Technical Fouls: NONE

Shooting By Period		
1 st FG%	8-24	33.3%
3PT%	1-5	20.0%
FT%	5-10	50%
2 nd FG%	15-32	46.9%
3PT%	1-6	16.7%
FT%	2-3	66.7%
GM FG%	23-56	41.1%
3PT%	2-11	18.2%
FT%	7-13	53.8%

Dead Ball Rebounds: 2, 0

TCU - 88

Record: 3-0

NO.	Name	Min	FG M-A	3P M-A	FT M-A	Rebounds OR DR TOT	Fouls PF FO	TP	AS	TO	ST	Blocks BS BA	+/-
2	Emanuel Miller	F 23:16	4-9	3-4	0-0	2 3 5	2 0	11	2	0	3	1	11
21	JaKobe Coles	F 24:42	7-12	2-4	0-0	1 3 4	0 0	16	2	3	2	0	1
8	Ernest Udeh Jr.	C 15:44	0-0	0-0	0-0	1 4 5	3 0	0	0	0	0	2	12
0	Micah Peavy	G 23:15	4-8	2-4	0-0	2 0 2	1 2	10	4	3	0	0	17
4	Jameer Nelson Jr.	G 24:23	6-13	0-3	3-3	0 3 3	1 6	15	4	3	2	1	24
12	Xavier Cork	10:03	2-4	0-0	0-0	1 1 2	0 0	4	0	1	0	0	0
3	Avery Anderson III	20:12	6-9	1-2	2-2	0 1 1	4 2	15	2	4	2	0	16
11	Trevian Tennyson	19:07	1-2	0-0	3-4	3 4 7	1 2	5	2	0	1	3	20
5	Chuck O'Bannon	21:32	2-7	0-0	2-2	0 1 1	1 2	6	3	3	1	2	13
44	Essam Mostafa	12:42	3-4	0-0	0-0	1 8 9	4 0	6	1	1	0	1	16
22	Tyler Lundblade	02:00	0-0	0-0	0-0	0 0 0	0 0	0	0	0	0	0	4
30	Darius Ford	01:26	0-0	0-0	0-0	0 0 0	0 0	0	0	0	0	0	2
33	Trey Stuart	00:49	0-0	0-0	0-0	0 0 0	0 0	0	1	0	0	0	2
35	Cole Despie	00:49	0-0	0-0	0-0	0 0 0	0 0	0	0	0	0	0	2
Team						4 1 5		0	0				
Totals			35-68	8-17	10-11	15 29 44	17 14	88	24	18	13	9	73

Technical Fouls: NONE

	UTRGV	TCU
Biggest lead	4 (1 st 14:02)	33 (2 nd 0:05)
Best Scoring Run	9 (1 st 14:02)	7 (2 nd 9:26)
Lead Changes	2	
Times Tied	5	
Time with Lead	03:38	32:28

GM 2 | TCU 82 - OMAHA 60



Official Basketball Box Score - Final
Omaha at TCU
 11/09/23 Ed and Rae Schollmaier Arena, Fort Worth
 2023-24 Men's Basketball

Game Time: 7:00 PM
 Game Duration: 1:57
 Attendance: 5,885

Omaha - 60

Record: 1-1

NO.	Name	Min	FG M-A	3P M-A	FT M-A	Rebounds OR DR TOT	Fouls PF FO	TP	AS	TO	ST	Blocks BS BA	+/-
10	Marquel Sutton	F 19:56	2-6	0-1	0-3	0 2 2	0 2	4	0	3	0	0	-12
21	Nick Davis	F 28:39	4-10	0-0	3-7	1 1 2	0 5	11	3	3	0	2	-1
23	Frankie Fidler	F 33:26	7-15	3-6	3-5	1 6 7	1 7	20	0	0	0	0	-27
2	Jaden Marshall	G 27:31	3-8	1-4	3-5	1 1 2	0 3	10	1	0	1	0	-20
45	Sko Johnson	G 22:07	0-1	0-0	1-2	0 3 3	2 4	1	1	6	1	0	-14
1	JJ White	14:49	2-4	0-0	0-0	0 0 0	2 0	4	5	0	2	0	-5
3	Grant Stubblefield	10:37	0-1	0-0	0-0	0 1 1	0 0	0	0	2	2	0	-5
24	Jamal Ambrose	11:21	0-2	0-2	0-0	0 0 0	4 0	0	0	0	0	0	-2
14	Marcel Bryant	08:52	1-3	0-0	0-0	0 1 1	0 1	2	1	2	0	0	-2
0	Luke Jungers	11:12	1-4	1-4	0-0	0 1 1	0 0	3	1	0	0	0	-8
32	Tony Osburn	07:25	2-2	1-1	0-0	0 0 0	0 0	5	0	0	1	0	3
5	Ja'Sean Glover	04:05	0-0	0-0	0-0	0 0 0	1 0	0	0	0	0	0	2
Team						2 4 6		0	0				
Totals			22-56	6-18	10-22	5 20 25	10 22	60	14	16	7	2	3 -33

Technical Fouls: NONE

Shooting By Period		
1 st FG%	12-26	46.2%
3PT%	4-9	44.4%
FT%	5-11	45.5%
2 nd FG%	10-30	33.3%
3PT%	2-9	22.2%
FT%	5-11	45.5%
GM FG%	22-56	39.3%
3PT%	6-18	33.3%
FT%	10-22	45.5%

Dead Ball Rebounds

GM 5 | TCU 93 - ALCORN 74



Official Basketball Box Score - Final
Alcorn at TCU
11/21/23 Ed and Rae Schollmaier Arena, Fort Worth
2023-24 Men's Basketball

Game Time: 7:00 PM
Game Duration: 2:12
Attendance: 5,328

Officials: Ray Nail, Rick Crawford, John Jenkins Jr.

Alcorn - 74		Record: 1-5														
NO.	Name	Min	FG M-A	3P M-A	FT M-A	Rebounds OR DR TOT	Fouls PF FD	TP	AS	TO	ST	Blocks BS BA	+/-			
12	Dekedran Thorn	F 31:25	4-11	1-7	2-2	0 6 6	2 2	11	4	3	2	0 1	-20			
15	Djahi Binet	F 11:33	1-3	0-0	0-0	1 3 4	2 1	2	0	3	0	0 0	-16			
7	Alex Tsynekovich	C 15:16	0-2	0-0	0-0	1 1 2	3 0	0	0	0	1	0 1	-17			
2	Byron Joshua	G 25:31	9-16	2-4	0-2	1 1 2	3 3	20	4	6	2	0 3	-18			
10	Jeremiah Gambrell	G 30:28	3-9	2-5	2-2	0 1 1	3 1	10	0	1	2	0 0	-23			
14	Cameron Butler	11:26	0-1	0-1	0-0	0 2 2	2 0	0	0	0	0	0 0	5			
9	Jalyke Gaines-Wyatt	27:20	0-1	0-0	4-6	0 3 3	3 8	4	4	2	0	0 0	-6			
20	Trevon Stouter	06:42	2-2	0-0	0-0	1 1 2	1 0	4	0	0	0	0 0	1			
3	Jalen Hawkins	06:53	0-3	0-1	1-3	1 1 2	0 1	1	0	0	0	0 0	0			
11	Rodrique Massenat	12:28	1-2	1-1	2-2	2 3 5	0 2	5	0	1	0	0 0	0			
13	Jeremiah Kendall	20:59	7-13	0-0	3-6	3 2 5	5 3	17	2	1	0	1 0	-1			
Team						3 0 3		0		1						
Totals			27-63	6-19	14-23	13 24 37	25 21	74	14	18	7	1 5	-19			

Shooting By Period	
1 st FG%	10-31 32.3%
3PT%	3-12 25.0%
FT%	10-13 76.9%
2 nd FG%	17-32 53.1%
3PT%	3-7 42.9%
FT%	4-10 40%
GM FG%	27-63 42.9%
3PT%	6-19 31.6%
FT%	14-23 60.9%
Dead Ball Rebounds: 3, 1	

TCU - 93		Record: 5-0														
NO.	Name	Min	FG M-A	3P M-A	FT M-A	Rebounds OR DR TOT	Fouls PF FD	TP	AS	TO	ST	Blocks BS BA	+/-			
2	Emanuel Miller	F 27:15	5-9	0-2	3-3	0 6 6	1 3	13	3	0	1	0	26			
21	Jakobe Coles	F 24:05	7-11	4-5	2-4	1 3 4	2 1	20	2	0	3	1	23			
8	Ernest Udeh Jr.	C 13:08	1-1	0-0	2-4	0 2 2	4 3	4	0	1	1	1	9			
0	Micah Peavy	G 25:30	3-7	2-6	3-4	1 3 4	3 3	11	3	2	2	0	18			
4	Jameer Nelson Jr.	G 17:18	1-5	0-4	4-4	0 2 2	3 3	6	1	3	1	0	12			
3	Avery Anderson III	23:14	1-6	0-3	5-5	0 4 4	1 3	7	5	2	1	0	10			
5	Chuck O'Bannon	16:44	0-2	0-2	4-4	1 2 3	2 2	4	1	0	1	1	2			
12	Xavier Cork	14:55	4-4	0-0	1-2	1 0 1	1 2	9	0	1	0	1	-2			
11	Trevian Tennyson	19:33	2-6	1-4	2-2	0 3 3	2 1	7	3	3	0	1	1			
44	Essam Mostafa	11:42	3-4	0-0	4-5	4 1 5	1 3	10	0	0	0	0	2			
22	Tyler Lundblade	01:39	0-0	0-0	0-0	0 0 0	0 0	0	0	0	0	0	-4			
30	Darius Ford	01:39	0-1	0-1	0-0	0 1 1	0 0	0	1	1	1	0	-4			
33	Trey Stuart	01:39	0-0	0-0	0-0	0 0 0	0 0	0	0	0	0	0	-4			
35	Cole Despie	01:39	0-1	0-0	2-2	0 0 0	0 1	2	1	0	0	0	-4			
Team						0 2 2		0		2						
Totals			27-57	7-27	32-39	8 29 37	21 24	93	20	15	11	5 1	19			

		ASU	TCU			Points from	ASU	TCU	Period by Period Scoring			
Biggest lead		0 (1 st 20:00)	26 (2 nd 0:44)			Turnovers	18	15				
Best Scoring Run		7 (2 nd 0:01)	10 (2 nd 15:47)			Paint	36	36				
Lead Changes		0				Second Chance	14	11				
Times Tied		1				Fast Breaks	13	37				
Time with Lead		00:00	39:32			Bench	31	39				
						TCU	41	52				
						ASU	33	41				
						TOT						
						1st						
						2nd						
						TOT						
						ASU	33	41				
						TOT	41	52				
						93						

GM 6 | TCU 101 - HOUSTON CHRISTIAN 64



Official Basketball Box Score - Final
Houston Christian at TCU
11/27/23 Ed and Rae Schollmaier Arena, Fort Worth
2023-24 Men's Basketball

Game Time: 7:00 PM
Game Duration: 1:54
Attendance: 5,505

Officials: Doug Simons, Ron Groover, Chris Pacci

Houston Christian - 64			Record: 0-5																		
NO.	Name	Min	FG M-A	3P M-A	FT M-A	Rebounds OR DR TOT	Fouls PF FD	TP	AS	TO	ST	Blocks BS BA	+/-	Shooting By Period							
4	Bonke Maring	F 35:03	4-10	0-0	0-0	2 9 11	5 2	8	3	3	3	0 2	-22	1 st FG%	11-28	39.3%					
11	Tristan Moore	F 27:40	1-8	1-6	2-3	0 4 4	2 2	5	3	1	0 0	1	-30	3P%	3-9	33.3%					
20	Chigozie Achara	C 24:44	5-9	0-1	0-0	2 3 5	2 2	10	0	4	0	1 2	-30	FT%	4-5	80%					
3	Jay Alvarez	G 28:41	10-20	1-3	0-0	1 2 3	1 0	21	2	4	0	1	-31	2 nd FG%	16-36	44.4%					
30	Michael Greene	G 22:41	2-5	1-0	1 3 4	2 0	5	7	3	1	0 2	-8	3P%	1-3	20.0%						
33	Michael Imarigie	C 21:56	4-5	0-1	1-1	2 2 3	0 1	9	1	2	0	1	-31	FT%	2-3	66.7%					
2	Pierce Bazil	E 25:01	0-5	0-2	3-4	0 1 1	0 2	3	1	3	0	0 1	-30	GM FG%	27-64	42.2%					
7	Dominic Capriotti	06:22	1-2	1-1	0-0	1 0 1	0 1	3	0	2	0	0	-13	3P%	4-14	28.6%					
5	Porter Bazil	07:52	0-0	0-0	0-0	1 1 2	1 0	0	0	0	0	0	-1	FT%	6-8	75.0%					
Team						2 1 3	0	0	2					Dead Ball Rebounds: 1, 0							
Totals			27-64	4-14	6-8	10	26	36	13	10	64	17	4	2	Technical Fouls: 30F						

TCU GAME-BY-GAME

				Total		3-Pointers		Free throws		Rebounds											
Opponent	Date	Score		FG-FGA	PCT	3FG-3FGA	PCT	FT-FTA	PCT	OFF	DEF	TOT	AVG	PF	A	TO	BLK	STL	PTS	AVG	
Southern U.	11/06/2023	108-75	W	43-70	.614	10-23	.435	12-17	.706	15	26	41	41.0	15	28	13	9	10	108	108.0	
Omaha	11/09/2023	82-60	W	35-71	.493	3-15	.200	9-10	.900	15	37	52	46.5	22	19	16	3	9	82	95.0	
UTRGV	11/14/2023	88-55	W	35-68	.515	8-17	.471	10-11	.909	15	29	44	45.7	17	24	18	9	13	88	92.7	
Mississippi Val.	11/17/2023	86-52	W	30-56	.536	6-17	.353	20-30	.667	11	24	35	43.0	16	21	10	4	15	86	91.0	
Alcorn	11/21/2023	93-74	W	27-57	.474	7-27	.259	32-39	.821	8	29	37	41.8	21	20	15	5	11	93	91.4	
Houston Christian	11/27/2023	101-64	W	39-67	.582	5-17	.294	18-22	.818	3	28	31	40.0	10	26	6	9	17	101	93.0	
at Georgetown	12/02/2023	84-83	W	34-65	.523	7-20	.350	9-17	.529	14	21	35	39.3	18	17	12	4	8	84	91.7	
Total		642		243-454	.535	46-136	.338	110-146	.753	81	194	275	39.3	119	155	90	43	83	642	91.7	
Opponents		463		172-409	.421	43-122	.352	76-125	.608	70	142	212	30.3	113	92	129	20	47	463	66.1	

TCU Averages

Games Played	Points/game	FG Pct	3FG Pct	FT Pct	Rebounds/game	Assists/game	Turnovers/game	Assist/Turnover ratio	Steals/game	Blocks/game
7	91.7	53.5	33.8	75.3	39.3	22.1	12.9	1.7	11.9	6.1

OPPONENT GAME-BY-GAME

				Total		3-Pointers		Free throws		Rebounds											
Opponent	Date	Score		FG-FGA	PCT	3FG-3FGA	PCT	FT-FTA	PCT	OFF	DEF	TOT	AVG	PF	A	TO	BLK	STL	PTS	AVG	
Southern U.	11/06/2023	108-75	W	29-65	.446	10-24	.417	7-13	.538	13	15	28	28.0	18	14	16	3	7	75	75.0	
Omaha	11/09/2023	82-60	W	22-56	.393	6-18	.333	10-22	.455	5	20	25	26.5	10	14	16	2	7	60	67.5	
UTRGV	11/14/2023	88-55	W	23-56	.411	2-11	.182	7-13	.538	8	18	26	26.3	14	15	21	7	9	55	63.3	
Mississippi Val.	11/17/2023	86-52	W	20-52	.385	3-11	.273	9-15	.600	10	19	29	27.0	19	7	21	1	6	52	60.5	
Alcorn	11/21/2023	93-74	W	27-63	.429	6-19	.316	14-23	.609	13	24	37	29.0	24	14	18	1	7	74	63.2	
Houston Christian	11/27/2023	101-64	W	27-64	.422	4-14	.286	6-8	.750	10	26	36	30.2	13	17	24	2	6	64	63.3	
at Georgetown	12/02/2023	84-83	W	24-53	.453	12-25	.480	23-31	.742	11	20	31	30.3	15	11	13	4	5	83	66.1	
Total		463		172-409	.421	43-122	.352	76-125	.608	70	142	212	30.3	113	92	129	20	47	463	66.1	
TCU		642		243-454	.535	46-136	.338	110-146	.753	81	194	275	39.3	119	155	90	43	83	642	91.7	

Opponents Averages

Games Played	Points/game	FG Pct	3FG Pct	FT Pct	Rebounds/game	Assists/game	Turnovers/game	Assist/Turnover ratio	Steals/game	Blocks/game
7	66.1	42.1	35.2	60.8	30.3	13.1	18.4	0.7	6.7	2.9

POINTS-REBOUNDS-ASSISTS

Opponent	Date	Score		0	2	3	4	5	8	11	12	21	22	30
				PEAVY,MICA	MILLER,EMA	ANDERSON I	NELSON JR.	O'BANNON,C	UDEH JR.,E	TENNYSON,T	CORK,XAVIE	COLES,JAKO	LUNDBLADE,	FORD,DARIU
Southern U.	11/06/2023	108-75	W	21-4-4	9-9-4	15-1-5	14-3-6	9-1-1	0-2-0	13-2-2	8-6-2	17-7-3	0-1-0	0-0-0
Omaha	11/09/2023	82-60	W	10-4-3	17-7-2	4-1-5	10-2-2	4-4-1	2-11-2	3-2-0	4-5-2	21-6-2	0-0-0	DNP
UTRGV	11/14/2023	88-55	W	10-2-4	11-5-2	15-1-2	15-3-4	5-7-2	0-5-0	6-1-6	4-2-0	16-4-2	0-0-0	0-0-0
Mississippi Val.	11/17/2023	86-52	W	12-4-4	13-4-5	12-0-3	13-1-2	10-5-3	5-8-0	8-1-0	6-4-1	7-5-1	0-0-1	0-0-0
Alcorn	11/21/2023	93-74	W	11-4-3	13-6-3	7-4-5	6-2-1	4-3-1	4-2-0	7-3-3	9-1-0	20-4-2	0-0-0	0-1-1
Houston Christian	11/27/2023	101-64	W	15-5-4	19-3-3	9-2-5	15-5-10	DNP	5-2-0	8-2-0	4-2-1	12-6-2	5-1-0	5-1-0
at Georgetown	12/02/2023	84-83	W	6-2-4	29-5-2	11-7-2	9-3-4	2-1-1	0-1-0	8-0-1	0-1-1	17-5-1	DNP	DNP

Opponent	Date	Score		33	35	44
				STUART,TRE	DESPIE,COL	MOSTAFA,ES
Southern U.	11/06/2023	108-75	W	0-0-0	0-0-0	2-1-1
Omaha	11/09/2023	82-60	W	DNP	DNP	7-6-0
UTRGV	11/14/2023	88-55	W	0-0-1	0-0-0	6-9-1
Mississippi Val.	11/17/2023	86-52	W	0-0-0	0-0-0	0-1-1
Alcorn	11/21/2023	93-74	W	0-0-0	2-0-1	10-5-0
Houston Christian	11/27/2023	101-64	W	0-0-0	0-0-0	4-1-1
at Georgetown	12/02/2023	84-83	W	DNP	DNP	2-6-1

TCU TEAM HIGHS

TCU - Game Highs

POINTS	108 101 93 88 86	Southern U. (11/06/2023) Houston Christian (11/27/2023) Alcorn (11/21/2023) UTRGV (11/14/2023) Mississippi Val. (11/17/2023)
FIELD GOALS MADE	43 39	Southern U. (11/06/2023) Houston Christian (11/27/2023)
FIELD GOAL ATTEMPTS	71 70	Omaha (11/09/2023) Southern U. (11/06/2023)
FIELD GOAL PERCENTAGE	.614 (43-70) .582 (39-67)	Southern U. (11/06/2023) Houston Christian (11/27/2023)
3 PT FG MADE	10 8	Southern U. (11/06/2023) UTRGV (11/14/2023)
3 PT FG ATTEMPTS	27 23	Alcorn (11/21/2023) Southern U. (11/06/2023)
3 PT FG PERCENTAGE	.471 (8-17) .435 (10-23)	UTRGV (11/14/2023) Southern U. (11/06/2023)
FREE THROWS MADE	32 20	Alcorn (11/21/2023) Mississippi Val. (11/17/2023)
FREE THROW ATTEMPTS	39 30	Alcorn (11/21/2023) Mississippi Val. (11/17/2023)
FREE THROW PERCENTAGE	.909 (10-11) .900 (9-10)	UTRGV (11/14/2023) Omaha (11/09/2023)
REBOUNDS	52 44	Omaha (11/09/2023) UTRGV (11/14/2023)
ASSISTS	28 26	Southern U. (11/06/2023) Houston Christian (11/27/2023)
STEALS	17 15	Houston Christian (11/27/2023) Mississippi Val. (11/17/2023)
BLOCKED SHOTS	9 9 9	Houston Christian (11/27/2023) UTRGV (11/14/2023) Southern U. (11/06/2023)
TURNOVERS	18 16	UTRGV (11/14/2023) Omaha (11/09/2023)
FOULS	22 21	Omaha (11/09/2023) Alcorn (11/21/2023)

OPPONENT TEAM HIGHS

Opponent - Game Highs

POINTS	83 75 74 64 60	at Georgetown (12/02/2023) Southern U. (11/06/2023) Alcorn (11/21/2023) Houston Christian (11/27/2023) Omaha (11/09/2023)
FIELD GOALS MADE	29 27 27	Southern U. (11/06/2023) Houston Christian (11/27/2023) Alcorn (11/21/2023)
FIELD GOAL ATTEMPTS	65 64	Southern U. (11/06/2023) Houston Christian (11/27/2023)
FIELD GOAL PERCENTAGE	.453 (24-53) .446 (29-65)	at Georgetown (12/02/2023) Southern U. (11/06/2023)
3 PT FG MADE	12 10	at Georgetown (12/02/2023) Southern U. (11/06/2023)
3 PT FG ATTEMPTS	25 24	at Georgetown (12/02/2023) Southern U. (11/06/2023)
3 PT FG PERCENTAGE	.480 (12-25) .417 (10-24)	at Georgetown (12/02/2023) Southern U. (11/06/2023)
FREE THROWS MADE	23 14	at Georgetown (12/02/2023) Alcorn (11/21/2023)
FREE THROW ATTEMPTS	31 23	at Georgetown (12/02/2023) Alcorn (11/21/2023)
FREE THROW PERCENTAGE	.750 (6-8) .742 (23-31)	Houston Christian (11/27/2023) at Georgetown (12/02/2023)
REBOUNDS	37 36	Alcorn (11/21/2023) Houston Christian (11/27/2023)
ASSISTS	17 15	Houston Christian (11/27/2023) UTRGV (11/14/2023)
STEALS	9 7 7 7	UTRGV (11/14/2023) Alcorn (11/21/2023) Omaha (11/09/2023) Southern U. (11/06/2023)
BLOCKED SHOTS	7 4	UTRGV (11/14/2023) at Georgetown (12/02/2023)
TURNOVERS	24 21 21	Houston Christian (11/27/2023) Mississippi Val. (11/17/2023) UTRGV (11/14/2023)
FOULS	25 20	Alcorn (11/21/2023) Mississippi Val. (11/17/2023)

TCU TEAM LOWS

TCU - Game Lows

POINTS	82 84 86 88 93	Omaha (11/09/2023) at Georgetown (12/02/2023) Mississippi Val. (11/17/2023) UTRGV (11/14/2023) Alcorn (11/21/2023)
FIELD GOALS MADE	27 30	Alcorn (11/21/2023) Mississippi Val. (11/17/2023)
FIELD GOAL ATTEMPTS	56 57	Mississippi Val. (11/17/2023) Alcorn (11/21/2023)
FIELD GOAL PERCENTAGE	.474 (27-57) .493 (35-71)	Alcorn (11/21/2023) Omaha (11/09/2023)
3 PT FG MADE	3 5	Omaha (11/09/2023) Houston Christian (11/27/2023)
3 PT FG ATTEMPTS	15 17 17 17	Omaha (11/09/2023) Houston Christian (11/27/2023) Mississippi Val. (11/17/2023) UTRGV (11/14/2023)
3 PT FG PERCENTAGE	.200 (3-15) .259 (7-27)	Omaha (11/09/2023) Alcorn (11/21/2023)
FREE THROWS MADE	9 9	at Georgetown (12/02/2023) Omaha (11/09/2023)
FREE THROW ATTEMPTS	10 11	Omaha (11/09/2023) UTRGV (11/14/2023)
FREE THROW PERCENTAGE	.529 (9-17) .667 (20-30)	at Georgetown (12/02/2023) Mississippi Val. (11/17/2023)
REBOUNDS	31 35 35	Houston Christian (11/27/2023) at Georgetown (12/02/2023) Mississippi Val. (11/17/2023)
ASSISTS	17 19	at Georgetown (12/02/2023) Omaha (11/09/2023)
STEALS	8 9	at Georgetown (12/02/2023) Omaha (11/09/2023)
BLOCKED SHOTS	3 4 4	Omaha (11/09/2023) at Georgetown (12/02/2023) Mississippi Val. (11/17/2023)
TURNOVERS	6 10	Houston Christian (11/27/2023) Mississippi Val. (11/17/2023)
FOULS	10 15	Houston Christian (11/27/2023) Southern U. (11/06/2023)

OPPONENT TEAM LOWS

Opponent - Game Lows

POINTS	52 55 60 64 74	Mississippi Val. (11/17/2023) UTRGV (11/14/2023) Omaha (11/09/2023) Houston Christian (11/27/2023) Alcorn (11/21/2023)
FIELD GOALS MADE	20 22	Mississippi Val. (11/17/2023) Omaha (11/09/2023)
FIELD GOAL ATTEMPTS	52 53	Mississippi Val. (11/17/2023) at Georgetown (12/02/2023)
FIELD GOAL PERCENTAGE	.385 (20-52) .393 (22-56)	Mississippi Val. (11/17/2023) Omaha (11/09/2023)
3 PT FG MADE	2 3	UTRGV (11/14/2023) Mississippi Val. (11/17/2023)
3 PT FG ATTEMPTS	11 11	Mississippi Val. (11/17/2023) UTRGV (11/14/2023)
3 PT FG PERCENTAGE	.182 (2-11) .273 (3-11)	UTRGV (11/14/2023) Mississippi Val. (11/17/2023)
FREE THROWS MADE	6 7 7	Houston Christian (11/27/2023) UTRGV (11/14/2023) Southern U. (11/06/2023)
FREE THROW ATTEMPTS	8 13 13	Houston Christian (11/27/2023) UTRGV (11/14/2023) Southern U. (11/06/2023)
FREE THROW PERCENTAGE	.455 (10-22) .538 (7-13) .538 (7-13)	Omaha (11/09/2023) UTRGV (11/14/2023) Southern U. (11/06/2023)
REBOUNDS	25 26	Omaha (11/09/2023) UTRGV (11/14/2023)
ASSISTS	7 11	Mississippi Val. (11/17/2023) at Georgetown (12/02/2023)
STEALS	5 6 6	at Georgetown (12/02/2023) Houston Christian (11/27/2023) Mississippi Val. (11/17/2023)
BLOCKED SHOTS	1 1	Alcorn (11/21/2023) Mississippi Val. (11/17/2023)
TURNOVERS	13 16 16	at Georgetown (12/02/2023) Omaha (11/09/2023) Southern U. (11/06/2023)
FOULS	10 13	Omaha (11/09/2023) Houston Christian (11/27/2023)

TCU INDIVIDUAL HIGHS

TCU - Individual Game Highs

POINTS	29	Emanuel Miller at Georgetown (12/02/2023)
	21	JaKobe Coles vs Omaha (11/09/2023)
	21	Micah Peavy vs Southern U. (11/06/2023)
	20	JaKobe Coles vs Alcorn (11/21/2023)
	19	Emanuel Miller vs Houston Christian (11/27/2023)
FIELD GOALS MADE	12	Emanuel Miller at Georgetown (12/02/2023)
	10	Micah Peavy vs Southern U. (11/06/2023)
FIELD GOAL ATTEMPTS	18	Emanuel Miller at Georgetown (12/02/2023)
	15	Emanuel Miller vs Omaha (11/09/2023)
FIELD GOAL PERCENTAGE (min 5 made)	.875 (7-8)	JaKobe Coles vs Omaha (11/09/2023)
	.769 (10-13)	Micah Peavy vs Southern U. (11/06/2023)
3 PT FG MADE	4	JaKobe Coles vs Alcorn (11/21/2023)
	3	Emanuel Miller at Georgetown (12/02/2023)
	3	Emanuel Miller vs UTRGV (11/14/2023)
	3	Trevian Tennyson vs Southern U. (11/06/2023)
3 PT FG ATTEMPTS	6	Micah Peavy vs Alcorn (11/21/2023)
	5	JaKobe Coles vs Alcorn (11/21/2023)
	5	Trevian Tennyson vs Southern U. (11/06/2023)
3 PT FG PERCENTAGE (min 2 made)	1.000 (2-2)	JaKobe Coles vs Omaha (11/09/2023)
	1.000 (2-2)	Jameer Nelson Jr. vs Southern U. (11/06/2023)
FREE THROWS MADE	6	Chuck O'Bannon vs Mississippi Val. (11/17/2023)
	5	Avery Anderson III vs Alcorn (11/21/2023)
	5	JaKobe Coles vs Omaha (11/09/2023)
	5	JaKobe Coles vs Southern U. (11/06/2023)
FREE THROW ATTEMPTS	7	Chuck O'Bannon vs Mississippi Val. (11/17/2023)
	6	Ernest Udeh Jr. vs Mississippi Val. (11/17/2023)
FREE THROW PERCENTAGE (min 3 made)	1.000 (5-5)	Avery Anderson III vs Alcorn (11/21/2023)
	1.000 (5-5)	JaKobe Coles vs Omaha (11/09/2023)
	1.000 (5-5)	JaKobe Coles vs Southern U. (11/06/2023)
	1.000 (4-4)	Jameer Nelson Jr. vs Houston Christian (11/27/2023)
	1.000 (4-4)	Emanuel Miller vs Houston Christian (11/27/2023)
	1.000 (4-4)	Chuck O'Bannon vs Alcorn (11/21/2023)
	1.000 (4-4)	Jameer Nelson Jr. vs Alcorn (11/21/2023)
	1.000 (3-3)	Emanuel Miller vs Alcorn (11/21/2023)
	1.000 (3-3)	Jameer Nelson Jr. vs UTRGV (11/14/2023)
REBOUNDS	11	Ernest Udeh Jr. vs Omaha (11/09/2023)
	9	Essam Mostafa vs UTRGV (11/14/2023)
	9	Emanuel Miller vs Southern U. (11/06/2023)
ASSISTS	10	Jameer Nelson Jr. vs Houston Christian (11/27/2023)
	6	Trevian Tennyson vs UTRGV (11/14/2023)
	6	Jameer Nelson Jr. vs Southern U. (11/06/2023)
STEALS	5	Jameer Nelson Jr. vs Mississippi Val. (11/17/2023)
	5	Jameer Nelson Jr. vs Southern U. (11/06/2023)
BLOCKED SHOTS	3	Chuck O'Bannon vs UTRGV (11/14/2023)
	3	Ernest Udeh Jr. vs Southern U. (11/06/2023)
TURNOVERS	4	Avery Anderson III vs UTRGV (11/14/2023)
	4	Micah Peavy vs Omaha (11/09/2023)
	4	Jameer Nelson Jr. vs Omaha (11/09/2023)
	4	Avery Anderson III vs Southern U. (11/06/2023)
FOULS	5	Chuck O'Bannon vs Southern U. (11/06/2023)
	4	Ernest Udeh Jr. vs Alcorn (11/21/2023)
	4	Avery Anderson III vs UTRGV (11/14/2023)
	4	Essam Mostafa vs UTRGV (11/14/2023)

OPPONENT INDIVIDUAL HIGHS

Opponent - Individual Game Highs

POINTS	24	Jayden Epps at Georgetown (12/02/2023)
	21	Jay Alvarez vs Houston Christian (11/27/2023)
	20	Byron Joshua vs Alcorn (11/21/2023)
	20	Frankie Fidler vs Omaha (11/09/2023)
	20	Brandon Davis vs Southern U. (11/06/2023)
FIELD GOALS MADE	10	Jay Alvarez vs Houston Christian (11/27/2023)
	9	Jayden Epps at Georgetown (12/02/2023)
	9	Byron Joshua vs Alcorn (11/21/2023)
	9	Elijah Elliott vs UTRGV (11/14/2023)
FIELD GOAL ATTEMPTS	20	Jay Alvarez vs Houston Christian (11/27/2023)
	16	Byron Joshua vs Alcorn (11/21/2023)
FIELD GOAL PERCENTAGE (min 5 made)	.667 (6-9)	Tal'Reon Joseph vs Southern U. (11/06/2023)
	.643 (9-14)	Jayden Epps at Georgetown (12/02/2023)
3 PT FG MADE	6	Brandon Davis vs Southern U. (11/06/2023)
	4	Ismael Massoud at Georgetown (12/02/2023)
3 PT FG ATTEMPTS	11	Brandon Davis vs Southern U. (11/06/2023)
	10	Ismael Massoud at Georgetown (12/02/2023)
3 PT FG PERCENTAGE (min 2 made)	.600 (3-5)	Jay Heath at Georgetown (12/02/2023)
	.545 (6-11)	Brandon Davis vs Southern U. (11/06/2023)
FREE THROWS MADE	6	Supreme Cook at Georgetown (12/02/2023)
	5	Jayden Epps at Georgetown (12/02/2023)
	5	Dontrez Styles at Georgetown (12/02/2023)
FREE THROW ATTEMPTS	8	Supreme Cook at Georgetown (12/02/2023)
	7	Jayden Epps at Georgetown (12/02/2023)
	7	Nick Davis vs Omaha (11/09/2023)
FREE THROW PERCENTAGE (min 3 made)	1.000 (4-4)	Ismael Massoud at Georgetown (12/02/2023)
	.833 (5-6)	Dontrez Styles at Georgetown (12/02/2023)
REBOUNDS	11	Bonke Maring vs Houston Christian (11/27/2023)
	10	Ismael Massoud at Georgetown (12/02/2023)
ASSISTS	8	Hasan Abdul-Hakim vs UTRGV (11/14/2023)
	7	Marcus Greene vs Houston Christian (11/27/2023)
STEALS	3	Ismael Massoud at Georgetown (12/02/2023)
	3	Bonke Maring vs Houston Christian (11/27/2023)
BLOCKED SHOTS	3	Hasan Abdul-Hakim vs UTRGV (11/14/2023)
	2	Ismael Massoud at Georgetown (12/02/2023)
	2	DeAnthony Tipler Jr. vs UTRGV (11/14/2023)
	2	Nick Davis vs Omaha (11/09/2023)
TURNOVERS	6	Byron Joshua vs Alcorn (11/21/2023)
	6	Donovan Sanders vs Mississippi Val. (11/17/2023)
	6	Biko Johnson vs Omaha (11/09/2023)
FOULS	5	Bonke Maring vs Houston Christian (11/27/2023)
	5	Jeremiah Kendall vs Alcorn (11/21/2023)

SPECIALTY STATS

TCU/OPP

	In Paint	Off T/O	2nd Chance	Fast Break	Bench
Southern	58/28	22/10	19/11	24/8	47/42
Omaha	50/18	20/12	23/3	18/17	22/14
UTRGV	42/40	26/8	20/4	25/6	36/5
Mississippi Valley State	44/34	30/10	8/9	43/10	36/13
Alcorn State	36/36	15/18	11/14	37/13	39/31
Houston Christian	60/44	34/6	2/10	36/8	35/15
at Georgetown	44/20	21/11	21/15	20/10	23/23
Totals	334/240	168/75	104/66	203/72	238/143
Times Led	6/0	6/1	4/3	7/0	6/0
TCU High	60	34	23	43	47

GAME-BY-GAME STARTERS

Different starting lineups: 1

Players who have at least one start: 5

Opponent	Date	Score	W/L	Guard	Guard	Guard/Forward	Forward	Center	Record W/ Lineup
Southern	11-6-23	108-75	W	Nelson	Peavy	Coles	Miller	Udeh	-
Omaha	11-9-23	82-60	W	Nelson	Peavy	Coles	Miller	Udeh	-
UTRGV	11-14-23	88-55	W	Nelson	Peavy	Coles	Miller	Udeh	-
MVSU	11-17-23	86-52	W	Nelson	Peavy	Coles	Miller	Udeh	-
Acorn	11-21-23	93-74	W	Nelson	Peavy	Coles	Miller	Udeh	-
HCU	11-27-23	101-64	W	Nelson	Peavy	Coles	Miller	Udeh	-
Georgetown	12-2-23	84-83	W	Nelson	Peavy	Coles	Miller	Udeh	7-0

CAREER DOUBLE-DOUBLES

Avery Anderson - 1

16 P, 10 R Texas (2/6/21)

Xavier Cork - 4

14 P, 10 R vs. The Citadel (3/5/21)
 14 P, 10 R Mercer (2/27/21)
 10 P, 10 R Piedmont College (11/30/20)
 22 P, 14 R at North Carolina A&T (12/12/20)

Jameer Nelson Jr. - 6

15 P, 10 A Houston Christian (11/27/23)
 15 P, 10 R Elon (12/31/22)
 14 P, 11 R at William and Mary (2/19/22)
 29 P, 10 R vs Jona (12/21/21)
 13 P, 11 R at Temple (11/27/21)
 12 P, 10 R Davidson (1/29/20)

Emanuel Miller - 14

20 P, 10 R Texas (3/1/23)
 14 P, 12 R at Texas Tech (2/25/23)
 20 P, 10 R Central Arkansas (12/28/22)
 18 P, 10 R Grambling (12/21/21)
 15 P, 10 R vs. Pepperdine (11/24/21)
 12 P, 13 R Southern Miss (11/15/21)
 12 P, 13 R McNeese (11/11/21)
 13 P, 10 R Tarleton St. (12/2/20)
 21 P, 10 R UTRGV (12/6/20)
 20 P, 10 R Southeastern La. (12/15/20)
 18 P, 11 R at Ole Miss (1/23/21)
 24 P, 13 R Mississippi St. (3/3/21)
 23 P, 10 R at Arkansas (3/6/21)
 10 P, 13 R Missouri (2/4/20)
 21 P, 10 R Georgia (2/15/20)

Essam Mostafa- 38

13 P, 12 R Arkansas State (2/28/23)
 11 P, 12 R Marshall (2/9/23)
 13 P, 10 R Chicago State, (1/23/23)
 19 P, 13 R South Alabama (1/21/23)
 20 P, 11 R App State (1/19/23)
 13 P, 16 R at Old Dominion (1/12/23)
 11 P, 11 R at App State (1/5/23)
 15 P, 13 R Ga. Southern (12/31/22)
 16 P, 11 R Col. of Charleston (12/19/22)
 25 P, 11 R at South Dakota (12/14/22)
 13 P, 10 R Regent (12/10/22)
 21 P, 10 R UNCW (11/30/22)
 14 P, 12 R South Dakota (11/26/22)
 17 P, 16 R at USC Upstate (11/18/22)
 10 P, 12 R Methodist (11/11/22)
 22 P, 12 R St. Mary's (11/7/22)
 23 P, 14 R FGCU (3/21/22)
 10 P, 15 R vs Ga. Southern (3/3/22)
 11 P, 12 R at Texas State (2/5/22)
 12 P, 13 R Arkansas State (1/29/22)
 19 P, 14 R at Appalachian St. (1/13/22)
 20 P, 13 R Emory & Henry (1/2/22)
 13 P, 17 R La.-Monroe (12/30/21)
 19 P, 10 R Middle Tenn. (12/19/21)
 18 P, 10 R Regent (12/16/21)
 24 P, 13 R Wofford (12/12/21)
 23 P, 13 R South Carolina (12/1/21)
 11 P, 11 R at UNCW (11/18/21)
 24 P, 14 R Ferrum (11/9/21)
 22 P, 12 R vs Stetson (3/23/21)
 17 P, 16 R vs Bryant (3/22/21)
 13 P, 11 R at Troy (2/27/21)
 23 P, 12 R at Troy (2/26/21)
 10 P, 14 R South Alabama (1/9/21)
 15 P, 16 R Georgia St. (1/1/21)
 12 P, 15 R Alice Loyd (12/18/20)
 15 P, 12 R Delaware St. (12/17/20)
 25 P, 15 R Columbia Int'l (12/3/20)

LAST TIME IT HAPPENED

WON BY 30 POINTS

TCU	+37 (101-64) vs. Houston Christian (11/27/23)
Opp.	+36 (82-46) at Oklahoma (1/12/21)

WON IN OVERTIME

TCU	59-58 vs. Oklahoma (1/15/22)
Opp.	81-74 at Mississippi State, OT (1/28/23)

WON IN DOUBLE OVERTIME

TCU	97-89 vs. UT Arlington (11/18/06)
Opp.	99-98 at Texas (1/10/18)

WON IN TRIPLE OVERTIME

TCU	108-99 vs. Texas State (11/24/09)
Opp.	104-96 at West Virginia (2/26/19)

100 OR MORE POINTS

TCU	101 vs. Houston Christian (11/27/23)
Opp.	102 at Missouri, OT (1/30/21)

50 OR FEWER POINTS

TCU	49 at Texas Tech (3/2/21)
Opp.	48 vs. Cal (11/25/22)

40 OR FEWER POINTS

TCU	40 at Baylor (1/12/13)
Opp.	40 vs. Oklahoma State (1/11/20)

90 OR MORE POINTS IN A LOSS

TCU	98 (102-98, OT) at Missouri (1/30/21)
Opp.	92 (94-92, OT) at Iowa (3/19/20)

60 OR FEWER POINTS IN A VICTORY

TCU	59 (59-44) at Iowa State (1/22/22)
Opp.	54 (54-51) vs. Iowa State (2/15/22)

60% OR BETTER FIELD GOALS

TCU	.614 (43-70) vs. Southern (11/6/23)
Opp.	.604 (32-53) at Texas Tech (2/10/20)

30% OR WORSE FIELD GOALS

TCU	.267 (12-45) at Texas Tech (2/10/20)
Opp.	.288 (15-52) vs. Seton Hall (3/18/22)

90% OR BETTER FREE THROWS (MIN. 10 MADE)

TCU	.909 (10-11) at Kansas (3/5/22)
Opp.	100 (11-11) vs. Texas Tech (2/26/22)

40% OR WORSE FREE THROWS

TCU	.333 (6-18) at Iowa State (2/15/23)
Opp.	.368 (7-19) vs. Mississippi Valley State (12/18/22)

30 OR MORE FREE THROWS MADE

TCU	32 (32-39) vs. Alcorn State (11/21/23)
Opp.	32 (32-44) vs. St. Bonaventure (11/25/17)

5 OR FEWER FREE THROWS MADE

TCU	5 (5-11) at Kansas (1/28/21)
Opp.	1 (1-4) vs. Sam Houston State (3/20/19)

0 FREE THROWS MADE

TCU	0, at Vanderbilt (1/27/18)
Opp.	0, vs. Wichita State (12/8/08)

40 OR MORE FREE THROWS ATTEMPTED

TCU	30 (30-37) vs. SMU (12/5/17)
Opp.	44 (32-44) vs. St. Bonaventure (11/25/17)

80%+ 3-POINTERS

TCU	.875 (7-8) vs. Stephen F. Austin (12/8/03)
Opp.	.833 (10-12) vs. Washington (11/30/16)

70%+ 3-POINTERS

TCU	.739 (17-23) at UNLV (3/13/08)
Opp.	.700 (7-10) vs. West Virginia (2/9/13)

60%+ 3-POINTERS

TCU	.667 (6-9) at Rice (12/22/12)
Opp.	.688 (11-16) vs. Santa Clara (11/22/21)

0 3-POINTERS

TCU	0 (0-9) vs. Oklahoma State (2/14/15)
Opp.	0 (0-8) vs. Mississippi Valley State (12/18/22)

10+ 3-POINTERS

TCU	10, vs. Southern (11/6/23)
Opp.	12, at Georgetown (12/2/23)

15+ 3-POINTERS

TCU	15, vs. Kansas State (2/15/20)
Opp.	15, at Baylor (2/2/19)

60 OR MORE REBOUNDS

TCU	63, vs. Grambling State (12/30/02)
Opp.	61, at SMU (1/25/97)

50 OR MORE REBOUNDS

TCU	52, vs. Grambling State (12/21/21)
Opp.	52, at West Virginia, 3OT (2/26/19)

20 OR MORE OFFENSIVE REBOUNDS

TCU	20, vs. Arizona (3/20/22)
Opp.	20, at SMU (12/5/18)

25 OR FEWER REBOUNDS

TCU	18, at West Virginia (1/18/23)
Opp.	22, vs. Texas Tech (2/26/22)

OUT-REBOUNDED OPPONENT BY 20+

TCU	22 (42-20) at Oklahoma (1/31/22)
Opp.	21 (41-20) vs. Kansas (1/5/21)

OUT-REBOUNDED OPPONENT BY 15+

TCU	18 (46-28) vs. Texas (3/1/23)
Opp.	15 (39-24) vs. Santa Clara (11/22/21)

20 OR MORE SECOND CHANCE POINTS

TCU	25, vs. Mississippi Valley State (12/18/22)
Opp.	21, vs. Nebraska (3/24/19)

30+ ASSISTS

TCU	31, vs. Eastern Michigan (11/26/18)
Opp.	34, at South Florida (1/5/02)

20+ ASSISTS

TCU	20, vs. Alcorn State (11/21/23)
Opp.	22, vs. UAPB (11/7/22)

30+ STEALS

TCU	30, vs. Arkansas-Pine Bluff (12/30/00)
Opp.	20, vs. Air Force (1/21/10)

15+ STEALS

TCU	17, vs. Houston Christian (11/27/23)
Opp.	15, at West Virginia (2/13/16)

10+ BLOCKED SHOTS

TCU	10, vs. ULM (11/17/22)
Opp.	10, vs. Oklahoma (3/7/20)

10 OR FEWER TURNOVERS

TCU	9, vs. Gonzaga (3/19/23)
Opp.	7, vs. Kansas (3/11/22)

5 OR FEWER TURNOVERS

TCU	5, vs. Arizona State (3/17/23)
Opp.	5, at Oklahoma (1/12/21)

30+ TURNOVERS

TCU	31, at Houston (1/12/94)
Opp.	35, vs. Austin College (11/11/11)

55+ POINTS IN A HALF

TCU	55 (2nd) vs. UTRGV (11/14/23)
Opp.	57 (2nd) at Oklahoma State (1/23/17)

50+ POINTS IN A HALF

TCU	55 (2nd) vs. UTRGV (11/14/23)
Opp.	50 (2nd) at Texas (1/11/23)

20+ POINT LEAD AT HALFTIME

TCU	22 (51-29) vs. Houston Christian (11/27/23)
Opp.	25 (45-20) at Texas Tech (2/10/20)

20 OR FEWER POINTS IN A HALF

TCU	20 (2nd) vs. Nicholls (11/18/21)
Opp.	20 (1st) vs. Mississippi Valley State (12/18/22)

DID NOT ATTEMPT A FREE THROW IN A HALF

TCU	0 (1st) vs. Kansas State (2/15/20)
Opp.	0 (1st) vs. Sam Houston State (3/20/19)

0 TURNOVERS IN A HALF

TCU	Not since prior to the 2000-01 season
Opp.	0 (2nd) at Texas Tech (2/23/16)

PLAYER W/ 40+ POINTS

TCU	42, Junior Blount at Tulane (2/26/02)
Opp.	41, Austin Reaves vs. Oklahoma (3/7/20)

PLAYER W/ 30+ POINTS

TCU	33, Mike Miles at Baylor (1/4/23)
Opp.	30, Jalen Wilson at Kansas (1/21/23)

TWO PLAYERS W/ 20+ POINTS

TCU	24, Damion Baugh, 20, Emanuel Miller vs. Texas (3/1/23)
Opp.	23, Tanner Groves; 20, Grant Sherfield at Oklahoma (3/4/23)

PLAYER W/ 20+ REBOUNDS

TCU	20, Adrick McKinney vs. Houston (12/4/12)
Opp.	21, Derek Culver, at West Virginia, 3OT (2/26/19)

PLAYER W/ 15+ REBOUNDS

TCU	15, Kevin Samuel vs. Northwestern St. (12/3/20)
Opp.	17, Freddie Gillespie vs. Baylor (2/29/20)

PLAYER W/ 8+ OFFENSIVE REBOUNDS

TCU	10, Eddie Lampkin vs. Arizona, OT (3/20/22)
Opp.	8, Udoka Azubuike at Kansas (3/4/20)

PLAYER W/ 15+ ASSISTS

TCU	17, Alex Robinson vs. Iowa State (1/17/18)
Opp.	17, Tito Maddux vs. Fresno State (1/10/01)

PLAYER W/ 10+ ASSISTS

TCU	10, Jameer Nelson Jr. vs. Houston Christian (11/27/23)
Opp.	11, Isaac Likekele at Oklahoma State (2/5/20)

PLAYER W/ 10+ STEALS

TCU	12, Greedy Daniels vs. Arkansas-Pine Bluff (12/30/00)
Opp.	N/A

PLAYER W/ 5+ STEALS

TCU	5, Jameer Nelson Jr. vs. Southern (11/6/23)
Opp.	5, Jarrett Culver vs. Texas Tech (3/2/19)

PLAYER W/ 10+ BLOCKED SHOTS

TCU	11, Derrick Davenport at Alaska-Fairbanks (11/20/99)
Opp.	12, Joel Anthony at UNLV (2/7/07)

PLAYER W/ 5+ BLOCKED SHOTS

TCU	5, Kevin Samuel vs. Kansas State (2/20/21)
Opp.	5, Udoka Azubuike vs. Kansas (2/8/20)

PLAYER MADE 12 FIELD GOALS

TCU	12, Mike Miles at Missouri (1/30/21)
Opp.	13, Jeremiah Tilmon at Missouri (1/30/21)

PLAYER MADE 7+ 3-POINTERS

TCU	7, Desmond Bane vs. Louisiana (11/12/19)
Opp.	7, Ja'Monta Black (11/14/22)

PLAYER MADE 6+ 3-POINTERS

TCU	6, Desmond Bane/Edirc Dennis at Kansas (3/4/20)
Opp.	7, Gabe Madsen vs. Utah (12/21/22)

PLAYER MADE 10 FREE THROWS

TCU	10 (12-14), Mike Miles vs. Arizona State (3/17/23)
Opp.	10 (10-10), Kedrian Johnson at West Virginia (1/18/23)

FIVE PLAYERS SCORED 10+ POINTS

TCU	5, Anderson, Miller, Nelson, O'Bannon, Peavy vs. MVSU (11/17/23)
-----	--

SIX PLAYERS SCORED 10+ POINTS

TCU	6, Baugh, Miles, Miller, O'Bannon, Peavy, Wells vs. Oklahoma State (2/18/23)
-----	--

SEASON STATS

Game Records

Record	Overall	Home	Away	Neutral
ALL GAMES	7-0	6-0	1-0	0-0
CONFERENCE	0-0	0-0	0-0	0-0
NON-CONFERENCE	7-0	6-0	1-0	0-0

Score by Periods

Team	1st	2nd	OT	TOT
TCU	307	335	0	642
Opponents	214	249	0	463

Team Box Score

No.	Player				Total		3-Point		F-Throw		Rebounds													
		GP-GS	MIN	AVG	FG-FGA	FG%	3FG-3FGA	3FG%	FT-FTA	FT%	OFF	DEF	TOT	AVG	PF	DQ	A	TO	BLK	STL	PTS	AVG		
2	MILLER, Emanuel	7-7	190:52	27.3	45-82	.549	7-17	.412	14-16	.875	16	23	39	5.6	8	0	21	6	6	13	111	15.9		
21	COLES, JaKobe	7-7	167:40	24.0	42-68	.618	11-20	.550	15-20	.750	7	30	37	5.3	10	0	13	10	4	10	110	15.7		
0	PEAVY, Micah	7-7	177:07	25.3	37-64	.578	7-23	.304	4-9	.444	6	19	25	3.6	14	0	26	14	2	8	85	12.1		
4	NELSON JR., Jameer	7-7	163:36	23.4	29-59	.492	5-21	.238	19-23	.826	2	17	19	2.7	14	0	29	15	5	22	82	11.7		
3	ANDERSON III, Avery	7-0	155:45	22.2	27-54	.500	4-14	.286	15-19	.789	2	14	16	2.3	15	0	27	13	1	14	73	10.4		
11	TENNYSON, Trevian	7-0	126:46	18.1	20-43	.465	9-20	.450	4-5	.800	2	9	11	1.6	6	0	12	11	2	3	53	7.6		
5	O'BANNON, Chuck	6-0	101:44	17.0	8-23	.348	1-12	.083	17-20	.850	7	14	21	3.5	14	1	9	1	4	3	34	5.7		
12	CORK, Xavier	7-0	84:31	12.1	16-20	.800	0-0	.000	3-4	.750	7	14	21	3.0	8	0	7	8	4	2	35	5.0		
44	MOSTAFA, Essam	7-0	86:40	12.4	12-20	.600	0-0	.000	7-12	.583	12	17	29	4.1	11	0	5	1	7	2	31	4.4		
8	UDEH JR., Ernest	7-7	99:50	14.3	4-10	.400	0-0	.000	8-14	.571	10	21	31	4.4	17	0	2	5	8	4	16	2.3		
30	FORD, Darius	5-0	08:14	1.6	2-5	.400	1-4	.250	0-0	.000	0	2	2	0.4	0	0	1	1	0	1	5	1.0		
22	LUNDBLADE, Tyler	6-0	27:51	4.6	1-5	.200	1-5	.200	2-2	1.000	0	2	2	0.3	1	0	1	3	0	1	5	0.8		
35	DESPIE, Cole	5-0	04:43	0.9	0-1	.000	0-0	.000	2-2	1.000	0	0	0	0.0	1	0	1	0	0	0	2	0.4		
33	STUART, Trey	5-0	04:43	0.9	0-0	.000	0-0	.000	0-0	.000	0	0	0	0.0	0	0	1	0	0	0	0	0.0		
Team											10	12	22					2						
Total		7	1400		243-454	.535	46-136	.338	110-146	.753	81	194	275	39.3	119	1	155	90	43	83	642	91.7		
Opponents		7	1400		172-409	.421	43-122	.352	76-125	.608	70	142	212	30.3	113	2	92	129	20	47	463	66.1		

Team Statistics

	TCU	OPP
Scoring	642	463
Points per game	91.7	66.1
Scoring margin	+25.6	-
Field goals-att	243-454	172-409
Field goal pct	.535	.421
3 point fg-att	46-136	43-122
3-point FG pct	.338	.352
3-pt FG made per game	6.6	6.1
Free throws-att	110-146	76-125
Free throw pct	.753	.608
F-Throws made per game	15.7	10.9
Rebounds	275	212
Rebounds per game	39.3	30.3
Rebounding margin	+9.0	-
Assists	155	92
Assists per game	22.1	13.1
Turnovers	90	129
Turnovers per game	12.9	18.4
Turnover margin	+5.6	-
Assist/turnover ratio	1.7	0.7
Steals	83	47
Steals per game	11.9	6.7
Blocks	43	20
Blocks per game	6.1	2.9
Winning streak	7	-
Home win streak	6	-
Attendance	33459	7910
Home games-Avg/Game	6-5577	1-7910
Neutral site-Avg/Game	-	0-0

Team Results

Date	Opponent		Score	Att.
11/06/2023	Southern U.	W	108-75	5729
11/09/2023	Omaha	W	82-60	5885
11/14/2023	UTRGV	W	88-55	5438
11/17/2023	Mississippi Val.	W	86-52	5574
11/21/2023	Alcorn	W	93-74	5328
11/27/2023	Houston Christian	W	101-64	5505
12/02/2023	at Georgetown	W	84-83	7910