

UAB MEN'S BASKETBALL

SCHEDULE (0-1, 0-0 AAC)

10.30	Morehouse College (Exh.)	W, 88-70
11.6	Bradley	L, 71-73 OT
11.10	vs. Clemson %	8:30 p.m.
11.12	vs. Davidson or Maryland %	TBD
11.16	Alcorn State	7 p.m.
11.21	at Middle Tennessee	6:30 p.m.
11.25	Furman	5 p.m.
11.28	McNeese State	7 p.m.
12.1	Southern Miss	7 p.m.
12.9	at Arkansas State	2:30 p.m.
12.13	at Alabama A&M	7 p.m.
12.17	Montevallo	2 p.m.
12.22	Drake	2 p.m.
12.29	UNC Asheville	7 p.m.
1.2	at UTSA *	8 p.m.
1.7	South Florida *	2 p.m.
1.14	at Florida Atlantic *	11 a.m.
1.17	Tulane *	7 p.m.
1.20	East Carolina *	2 p.m.
1.23	at Charlotte *	6 p.m.
1.28	Memphis *	4 p.m.
1.31	at North Texas *	8 p.m.
2.4	at SMU *	5 p.m.
2.8	Florida Atlantic *	8 p.m.
2.11	at Tulsa *	1 p.m.
2.18	North Texas *	2 p.m.
2.21	Rice *	7 p.m.
2.25	at Tulane *	5 p.m.
2.28	Wichita State *	7 p.m.
3.3	at Memphis *	4:30 p.m.
3.7	at Temple *	6 p.m.
3.10	SMU *	2 p.m.

* American Conference game

% Asheville Championship (Asheville, N.C.)

All times are Central (CT) and dates are subject to change

GAMEDAY INFORMATION

DATE	November 10, 2023
LOCATION	Asheville, N.C.
VENUE (CAPACITY)	ExploreAsheville.com Arena (7,200)
RADIO	100.5 ESPN
TALENT	Mike Coulter (pxp)
TV	ESPN+
TALENT	Mark Neely (pxp) & Chris Spatola (analyst)
LIVE STATS	Statbroadcast.com
LIVE TWITTER UPDATES	@UAB_MBB

TEAM RESUME

UAB		CLEMSON	
Record	0-1	Record	1-0
Conference	0-0	Conference	0-0
Home	0-1	Home	1-0
Road	0-0	Road	0-0
Neutral	0-0	Neutral	0-0
Last 5	0-1	Last 5	1-0
Streak	L1	Streak	W1

COACHING MATCHUP

Andy Kennedy		Brad Brownell	
Record	344-195	Record	409-262
at UAB	78-26	at Clemson	242-177
vs. Clemson	1-1	vs. UAB	1-0

SERIES AT A GLANCE

OVERALL	UAB leads 2-1
IN BIRMINGHAM	UAB leads 1-0
IN CLEMSON	N/A
NEUTRAL SITE	Tied 1-1

GAME MATCHUP



71.0	PPG	78.0
-2.0	Margin	+22.0
.338	FG%	.436
.158	3FG%	.406
.621	FT%	.917
49.0	RPG	39.0
8.0	APG	21.0
11.0	TO	10.0
11.0	Steals	7.0
1.0	Blocks	6.0
+8.0	Reb. Margin	+9.0
0.7	A/T Ratio	2.1

PROBABLE STARTERS



0 DAVIS	3 LENDEBORG	4 GAINES	10 VASQUEZ	12 TONEY
PPG: 20.0	PPG: 3.0	PPG: 16.0	PPG: 2.0	PPG: 9.0
RPG: 15.0	RPG: 5.0	APG: 2.0	RPG: 4.0	RPG: 4.0
MIN: 37.0	MIN: 21.0	MIN: 38.0	MIN: 17.0	MIN: 29.0
GP/GS: 1/1	GP/GS: 1/1	GP/GS: 1/1	GP/GS: 1/1	GP/GS: 1/1



GENERAL

Location.....	Birmingham, Ala.
Founded	1969
Enrollment	22,563
President.....	Dr. Ray Watts
Athletics Director.....	Mark Ingram
Faculty Athletics Representative.....	Dr. Frank Messina
Sport Administrator	Bryant Carter
Nickname.....	Blazers
School Colors.....	Forest Green & Old Gold
Bartow Arena (Capacity).....	(8,500)
Affiliation	NCAA Division I
Conference	American Athletic Conference

HISTORY

First Season.....	1978-79
All-Time Record.....	943-546 (46 seasons)
All-Time Conference USA Record	279-183 (28 seasons)
All-Time American Conference Record.....	0-0 (1st season)
NCAA Tournament Appearances/Last.....	16/2022

COACHING STAFF

Head Coach	Andy Kennedy (4th season)
Alma Mater	UAB (1991)
Record at UAB	78-26
Overall Record	344-194 (16 seasons)
Associate Head Coach	Ryan Cross (4th season)
Alma Mater	Buffalo (1995)
Assistant Coach.....	Philip Pearson (4th season)
Alma Mater	Alabama (1993)
Assistant Coach.....	Rob Williams (1st season)
Alma Mater	UAB (2011)

SUPPORT STAFF

Director of Basketball Operations	Sidney Ball (4th season)
Alma Mater	UAB (2005)
Director of Basketball Administration	Noah Dartmann (4th season)
Alma Mater	ULM (2020)
Director of Player Relations	Josh Lane (4th season)
Alma Mater	UAB (2021)
Director of Player Development.....	Aaron Johnson (1st season)
Alma Mater	UAB (2010)
Strength and Conditioning	Jon Uribe (4th season)
Alma Mater	UTPB (2014)
Athletic Trainer.....	Bryan Koch (23rd season)
Alma Mater	Indiana State (1998)

TEAM INFORMATION

Players Returning/Lost.....	8/8
Starters Returning/Lost	4/1
Newcomers	7
Breakdown (Gr./Sr./Jr./So./Fr.)	0/3/9/3/1

SOCIAL MEDIA

UAB Men's Basketball Twitter.....	@UAB_MBB
UAB Men's Basketball Instagram	UAB_MBB
UAB Athletics Twitter	@UAB_Athletics
UAB Athletics Facebook.....	UAB.Blazers
UAB Athletics You Tube	UABathletics
UAB Athletics Instagram	uab_athletics
Coach Kennedy Twitter	@CoachAK13

ATHLETICS COMMUNICATIONS

Men's Basketball Contact	Paul McCaw
Email	prmcaw@uab.edu
Office Phone	205-934-0722
Cell Phone	254-315-1866
Athletics Communications Fax	205-934-7505
Mailing Address.....	617 13th Street South
.....	Birmingham, AL 35294
Website.....	www.UABSports.com

WE ARE UAB

The University of Alabama at Birmingham (UAB) has been an autonomous member of the University of Alabama system since 1969 and has had an intercollegiate athletic program since 1977.

Please note that there are only two correct versions of our name: **UAB** and **The University of Alabama at Birmingham.**

WE ARE NOT:

Alabama-Birmingham
Ala.-Birmingham
Ala.-Birm.
UA-Birmingham
U.A.B.



No.	Name	Cl.	Pos.	Ht.	Wt.	Hometown/High School/Prep School or Transfer/Transfer
0	Javian Davis	R-Jr.	Forward	6-9	265	Canton, Miss./Canton/Alabama/Mississippi State
2	Daniel Ortiz	Jr.	Guard	6-0	185	Shreveport, La./Calvary Baptist/North Alabama
3	Yaxel Lendeborg	Jr.	Forward	6-9	230	Pennsauken, N.J./Pennsauken/Arizona Western
4	Eric Gaines	Jr.	Guard	6-2	165	Lithonia, Ga./Lithonia/LSU
5	James White	Jr.	Guard	6-5	190	Conyers, Ga./Heritage/Ole Miss
10	Alejandro Vasquez	Jr.	Guard	6-4	205	Queens, N.Y./The Patrick School/St. Bonaventure/Salt Lake
11	KJ Satterfield	Fr.	Guard	6-4	180	Bronx, N.Y./The Patrick School
12	Tony Toney	Jr.	Guard	6-2	190	Huntsville, Ala./Mae Jemison
13	Christian Coleman	Jr.	Forward	6-9	200	Winnsboro, La./Franklin Parish/South Plains
15	Marquis Hargrove	Jr.	Guard	6-3	180	Sacramento, Calif./Franklin/Arizona Western
21	Jon Coleman	Sr.	Guard	5-10	165	Little Rock, Ark./Hall
22	Barry Dunning Jr.	So.	Guard	6-6	195	Mobile, Ala./McGill-Toolen/Arkansas
23	Seth Sigmon	Sr.	Forward	6-3	205	Houston, Texas/Huntsville
24	Efrem "Butta" Johnson	So.	Guard	6-4	180	Huntsville, Ala./Grissom
25	Will Shaver	R-So.	Forward	6-10	270	Birmingham, Ala./Oak Mountain/North Carolina
30	Ryan Donohoo	Jr.	Guard	6-0	180	Birmingham, Ala./Briarwood Christian School

COACHES AND SUPPORT STAFF

Head Coach	Andy Kennedy [UAB '91]
Associate Head Coach	Ryan Cross [Buffalo '95]
Assistant Coach	Philip Pearson (Alabama '93)
Assistant Coach	Rob Williams [UAB '11]
Director of Basketball Operations	Sidney Ball [UAB '05]
Director of Basketball Administration	Noah Dartmann [ULM '20]
Director of Player Relations	Josh Lane [UAB '20]
Director of Player Development	Aaron Johnson [UAB '10]
Graduate Assistant	Sean "Pop" Hobson [UAB '23]
Graduate Assistant	Michael Sadler [UAB '21]
Associate Athletics Director - Sports Medicine	Bryan Koch [Indiana State '98]
Strength and Conditioning Coach	Jon Uribe [Texas of the Permian Basin '14]

Returning Starters

No.	Name	Year	Pos.	Ht.	Wt.	Pts.	Reb.	G/GS	Hometown	Quick Facts
4	Eric Gaines	Jr.	G	6-2	165	11.5	3.4	33/20	Lithonia, Ga.	2022-23 HM All-Conference USA

Other Returners

No.	Name	Year	Pos.	Ht.	Wt.	Pts.	Reb.	G/GS	Hometown
0	Javian Davis	R-Sr.	F	6-9	265	6.1	4.0	38/0	Canton, Miss.
12	Tony Toney	Jr.	G	6-2	190	3.4	2.0	36/0	Huntsville, Ala.
21	Jon Coleman	Sr.	G	5-10	165	0.0	0.2	5/0	Little Rock, Ark.
23	Seth Sigmon	Sr.	F	6-4	205	0.5	0.5	4/0	Little Rock, Ark.
24	Efrem "Butta" Johnson	So.	G	6-4	180	3.5	1.3	29/0	Huntsville, Ala.
30	Ryan Donohoo	Jr.	G	6-0	180	0.0	0.3	4/0	Birmingham, Ala.



Newcomers

No.	Name	Year	Pos.	Ht.	Wt.	Hometown
2	Daniel Ortiz	Jr.	Guard	6-0	185	Shreveport, La.
3	Yaxel Lendeborg	Jr.	Forward	6-9	230	Pennsauken, N.J.
5	James White	Jr.	Guard	6-5	190	Conyers, Ga.
10	Alejandro Vasquez	Jr.	Guard	6-4	205	Queens, N.Y.
11	KJ Satterfield	Fr.	Guard	6-4	180	Bronx, N.Y.
13	Christian Coleman	Jr.	Forward	6-9	200	Winnsboro, La.
15	Marquis Hargrove	Jr.	Guard	6-3	180	Sacramento, Calif.
22	Barry Dunning Jr.	So.	Guard	6-6	195	Mobile, Ala.
25	Will Shaver	R-So.	Forward	6-10	270	Birmingham, Ala.

Players not returning from 2022-23

No.	Name	Year	Pos.	Ht.	Wt.	Pts.	Reb.	G/GS	Quick Facts
3	Tavin Lovan	Sr.	G	6-4	195	5.0	2.6	37/20	Graduated
5	KJ Buffen	Sr.	F	6-8	230	10.6	6.7	37/20	Graduated
10	Jordan Walker	Sr.	G	5-11	170	22.3	2.8	33/32	Graduated
15	Ty Brewer	Sr.	F	6-7	200	7.8	4.3	38/19	Graduated
23	Tyler Bertram	R-Jr.	G	6-3	170	1.5	0.2	13/0	Transferred to Albany
25	Rongie Gordon	So.	F	6-8	225	0.3	1.9	10/0	Transferred to Kennesaw State
55	Trey Jemison	Sr.	C	6-11	260	9.1	8.4	39/39	Graduated

Pronunciation Guide:

0 - Javian Davis (JAY-vee-an)

3 - Yaxel Lendeborg (YAX-el LEN-de-borg)

10 - Alejandro Vasquez (Al-eh-han-dro Vas-kez)

15 - Marquis Hargrove (Mar-keese)

24 - Efrem "Butta" Johnson (EFF-rem BUTT-ta)

30 - Ryan Donohoo (DON-uh-who)





ANDY KENNEDY

ALMA MATER: UAB '91

EXPERIENCE: 4TH SEASON at UAB

Andy Kennedy was named the seventh head coach of the UAB men's basketball program, Director of Athletics Mark Ingram announced on March 20, 2020.

Kennedy, who enters his fourth year with the program in 2023-24, returned to his alma mater where he is the second leading scorer in program history. A two-time SEC Coach of the Year and winningest coach in the University of Mississippi history, Kennedy coached at Ole Miss from 2006-2018, before spending two years as a commentator for ESPN and the SEC Network.

On July 21, 2023, Kennedy signed a six-year contract extension which goes through the 2028-29 season.

Kennedy, in his third season at the helm in Birmingham, led UAB to a program-record 29 wins marking the Blazers' third-straight season of 20+ wins. He is one of just five active head coaches with 20+ wins in 13 of their first 16 seasons, joining John Calipari, Mark Few, Jamie Dixon, and Thad Matta on the distinguished list.

During the 2022-23 season Kennedy led the Blazers to a 3-0 record against SEC competition with wins over Georgia, South Carolina and Vanderbilt. The Blazers reached the NIT Championship game for the first time in program history.

In his second season back in Birmingham, Kennedy led UAB to a then program-record 27 victories and the Blazers' 16th NCAA Tournament appearance, punching his alma mater's ticket to the Big Dance with an 82-73 victory over Louisiana Tech in the Conference USA Tournament Championship Game. UAB's 16th NCAA Tournament appearance also marked Kennedy's third NCAA Tournament appearance as a head coach, taking Ole Miss to the Big Dance in both 2013 and 2015.

Kennedy's Blazers secured their sixth conference tournament title in Frisco on March 12, 2022, marking their second conference tournament championship victory outside of Birmingham in program history. UAB also captured its fifth Conference USA Championship in program history, winning three regular season titles and two postseason titles.

With 27 wins in his second season at UAB, Kennedy surpassed 300 career victories in 2021-22, earning win No. 300 with an 87-59 victory over UTSA on Jan. 1, 2022.

Kennedy's 49 wins in his first two seasons as UAB's head coach are the most in program history, surpassing Mike Anderson's previous record of 43. His 39-11 record through his first 50 games at UAB is also a UAB men's basketball coaching record.

As a team, the Blazers finished with their highest final NET Ranking (No. 46) in program history and won 17 games over conference opponents for the first time in UAB men's basketball's 44-year history. UAB finished first in Conference USA in scoring offense (80.31), scoring margin (+13.57), field-goal percentage (.468), 3-point field-goal percentage (.377), rebounding margin (+4.49), total steals (9.60), turnover margin (-4.26) and offensive rebounding percentage (.337). Nationally, the Blazers ranked fourth in total steals (336), sixth in scoring margin (13.6), sixth in scoring offense (80.3), seventh in steals per game (9.6) and 10th in turnover margin (4.3).

The Blazers led Conference USA in scoring offense for the first time in program history and averaged more than 80 points per game for the first time since 1991, which was Kennedy's senior year as a player at UAB when he led Conference USA with 21.8 points per game (UAB single-season record).

Individually, UAB had multiple all-conference honorees for the first time since 2015-16. Transfer guard Jordan Walker highlighted the group of UAB honorees, taking home C-USA Player of the Year, C-USA Newcomer of the Year, C-USA Tournament MVP, First Team All-Conference USA and First Team NABC District 11 honors in his first season as a Blazer. Walker not only became UAB's third conference Player of the Year in March 2022, but he also joined UAB legend Oliver Robinson as the only two Blazers to earn conference Player of the Year and conference tournament MVP honors in the same season.



Quan Jackson earned Third Team All-Conference USA honors and All-Defensive Team accolades, while KJ Buffen earned All-Conference USA Honorable Mention accolades. Michael Ertel was named to the Conference USA All-Academic Team, which was UAB's first honoree since 2016. Jackson, Ertel and Walker also earned spots on the Conference USA All-Tournament Team.

Overall, UAB ranked inside the Top 55 in NET the entire season, reaching its highest NET ranking in program history (No. 28) on Dec. 13. UAB was the only team in Conference USA with two NET Quadrant I victories during the regular season. The Blazers also reached their highest KenPom ranking in program history (No. 36) on Feb. 9.

In his first season at the helm of his alma mater, Kennedy recorded 22 victories, which was the most for a coach at a new program in 2020-21. He recorded his 20th win in 26 games, the fastest in his head coaching career. The Blazers had 13 Conference USA wins, which was most in the league.

The 2020-21 Blazers were the first squad in program history to begin the season 7-0. The record-setting sixth victory came on Dec. 12 when UAB defeated ETSU 65-61 on the road. The Blazers had one of its best conference starts since the formation of C-USA in 1995-96 as they started off 9-1 for only the second time in league history.

As a team, the Blazers had their highest KenPom ranking to finish the regular season since 2010-11 and highest NET rating in program history (48 on 1/15/21). UAB received votes in AP Poll for the first time since March 7, 2016 and in the Coaches Poll since November 21, 2017.

Individually, Tavin Lovan was named to NABC District 11 Second Team as well as the Conference USA Second Team. Quan Jackson and Trey Jemison were named to the C-USA All-Defensive Team, which was the first time in program history UAB had two members of the All-Defensive Team.

The Blazers' defense was one of the best in the nation. UAB was fourth in the country in scoring defense (60.3 ppg) and turnover margin (5.4).

Kennedy experienced unprecedented success with the Rebels during his tenure in Oxford, securing a school record 245 career victories. Ole Miss captured the SEC Tournament title in 2013 with a 27-9 record, and Kennedy led the Rebels to two NCAA Tournament appearances in 2013 and 2015. Kennedy's teams advanced in both tournament appearances, knocking off fifth-seeded Wisconsin 57-46 in 2013 before rallying from a 17-point halftime deficit in 2015 to defeat BYU 94-90 in the First Four in 2015.

The former Ole Miss coach won SEC Coach of the Year honors twice during his tenure (2007 and 2013). Kennedy also captured two SEC West Division titles and led the Rebels to eight postseason appearances and 11 postseason wins during his time in Oxford. He coached 16 players who earned All-SEC honors as the head coach of the Rebels.

In 12 seasons at Ole Miss, Kennedy guided the Rebels to 20 or more wins nine times and ranks top 20 in SEC history for career wins.

Kennedy's first head coaching duties were at Cincinnati for the 2006 season. Named interim head coach on August 26, 2005, Kennedy took over the reins from his mentor Bob Huggins who resigned two days earlier.

In a season where the Big East Conference was stacked from top to bottom, Kennedy led the Bearcats a 13-2 start with road wins over Vanderbilt, Marquette, Dayton and LSU, who made the Final Four. While playing only eight scholarships players, Cincinnati cracked the AP Top-25 ranking, and Kennedy was named Mid-Season National Coach of the Year by CBS Sportsline.

The winning continued when Big East Conference play began. The Bearcats stunned Jim Boeheim's Syracuse Orangemen in the Carrier Dome 82-65, knocked off Rick Pitino's Louisville Cardinals 74-68 and upset 14th-ranked West Virginia 78-75 led by John Beilein.

In his only year as UC's head coach, Kennedy had led the Bearcats to a 21-13 record, defeated 12 foes ranked in the top 100 of the RPI and played a schedule rated fifth toughest in college hoops. The New York Post labeled him the Big East Coach of the Year.

Prior to Cincinnati, Kennedy was an assistant coach at UAB from 1996 to 2001.

Kennedy played at UAB from 1988-91 and holds multiple school records. In just three seasons, he scored 1,787 points - the second most in school history - and also holds the school record for career 3-point field goals made (318) and attempted (728), 3-point field goal percentage (.437), free throw percentage (.872) and highest single-season scoring average (21.8 ppg in 1990-91).

Additionally, he holds UAB's record for most points scored by a sophomore (603) and by a senior (676), most career 20+ point games (43), most career 30+ point games (7).



Collegiate Coaching Experience

South Alabama (Assistant Coach, 1994-95)

UAB (Assistant Coach, 1995-01)

Cincinnati (Assistant Coach, 2001-05)

Cincinnati (Head Coach, 2005-06)

Ole Miss (Head Coach, 2006-18)

UAB (Head Coach, 2020-present)

Kennedy's Career Record

Season	Team	Overall	Conf.	Finish	Postseason
2005-06	Cincinnati	21-13	8-8	8th	NIT Quarterfinals / Big East First Round
2006-07	Ole Miss	21-13	8-8	T-1st (West)	NIT Second Round / SEC Semifinals
2007-08	Ole Miss	24-11	7-9	3rd (West)	NIT Semifinals / SEC First Round
2008-09	Ole Miss	16-15	7-9	T-4th (West)	SEC First Round
2009-10	Ole Miss	24-11	9-7	T-1st (West)	NIT Semifinals / SEC Second Round
2010-11	Ole Miss	20-14	7-9	T-3rd (West)	NIT First Round / SEC Quarterfinals
2011-12	Ole Miss	20-14	8-8	T-6th	NIT First Round / SEC Semifinals
2012-13	Ole Miss	27-9	12-6	T-2nd	NCAA Third Round / SEC Champions
2013-14	Ole Miss	19-14	9-9	T-6th	SEC Quarterfinals
2014-15	Ole Miss	21-13	11-7	T-3rd	NCAA First Round / SEC Second Round
2015-16	Ole Miss	20-12	10-8	T-6th	SEC Second Round
2016-17	Ole Miss	22-14	10-8	T-5th	NIT Quarterfinals / SEC Quarterfinals
2017-18	Ole Miss	11-16	4-10		
2020-21	UAB	22-7	13-5	2nd (West)	
2021-22	UAB	27-8	14-4	2nd (West)	NCAA First Round / C-USA Champions
2022-23	UAB	29-10	14-6	3rd	NIT Championship Game / C-USA Championship Game
2023-24	UAB	0-1	0-0		
Totals	17 years	344-195	151-121		

Head Coaches at their Alma Mater

Casey Alexander	Belmont	LeVelle Moton	N.C. Central
Jeff Boals	Ohio	Bryan Mullins	Southern Illinois
Alvin Brooks	Lamar	Matt Painter	Purdue
Speedy Claxton	Hofstra	David Richman	North Dakota State
Matt Crenshaw	IUPUI	Patrick Sellers	Central Connecticut
Dan D'Antoni	Marshall	Mike Woodson	Indiana
Hubert Davis	North Carolina	Shaheen Holloway	Seton Hall
Travis DeCuire	Montana	Kenny Payne	Louisville
Jamie Dixon	TCU	Ed Conroy	The Citadel
Quinton Ferrell	Presbyterian	Fran Dunphy	La Salle
Joe Gallo	Merrimack	George Ivory	Mississippi Valley State
Anthony Grant	Dayton	Jon Scheyer	Duke
Penny Hardaway	Memphis	John Tauer	St. Thomas (MN)
Stan Heath	Eastern Michigan	Stan Gouard	Southern Indiana
Mitch Henderson	Princeton	Chris Crutchfield	Omaha
Juwan Howard	Michigan	Matt McKillop	Davidson
Michael Huger	Bowling Green		
Ben Johnson	Minnesota		
Thad Matta	Butler		
Andy Kennedy	UAB		
Rob Krimmel	Saint Francis (Pa.)		
Kevin Kruger	UNLV		
Jay Ladner	Southern Miss		
Carmen Maciarello	Siena		
Mike Martin	Brown		



Kennedy Record vs. Opponents

Jacksonville	1-0	Rice	8-1
Alabama	11-9	Rust College	1-0
Alabama A&M	3-0	Rutgers	2-0
Alabama State	3-0	Saint Joseph's	1-0
Alcorn State	2-0	Saint Louis	2-1
App State	1-0	Sam Houston State	1-0
Arkansas	12-9	San Francisco	1-1
Arkansas State	3-0	Seton Hall	0-2
Arkansas-Monticello	1-0	SMU	2-0
Auburn	16-7	South Alabama	5-0
Austin Peay	1-0	South Carolina	9-10
Baylor	0-1	South Dakota State	0-1
Bradley	3-1	Southeast Missouri State	2-0
Brigham Young	1-0	Southeastern Louisiana	2-0
Cal	0-1	Southern	3-0
Centenary	1-0	Southern Miss	8-2
Central Arkansas	1-0	Syracuse	2-2
Charleston Southern	0-1	TCU	1-1
Charlotte	4-1	Tennessee	8-8
Chattanooga	0-1	Tennessee Tech	2-0
Cincinnati	1-0	Tennessee-Martin	1-0
Clemson	1-1	Texas	0-1
Coastal Carolina	3-0	Texas A&M	2-5
Colorado State	0-1	Texas A&M-Corpus Christi	2-0
UConn	0-2	Texas State	1-0
Creighton	1-1	Texas Tech	1-0
Dayton	1-6	Toledo	0-1
DePaul	3-0	Towson	1-0
Drake	1-0	Troy	6-0
East Tennessee State	4-0	Tuskegee	1-0
Eastern Kentucky	1-0	UCF	3-0
Fairfield	1-0	UC-Santa Barbara	1-0
Florida	5-11	UMass	2-0
Florida Atlantic	3-2	UNC Asheville	1-0
Florida A&M	1-0	USF	2-0
FIU	2-1	Utah	0-2
Fordham	1-0	Utah Valley	1-0
George Mason	0-1	UTEP	7-0
Georgetown	0-1	UTSA	5-1
Georgia	8-9	Vanderbilt	9-7
Georgia Southern	1-0	Villanova	0-2
Georgia State	2-0	Virginia Tech	1-2
Georgia Tech	1-1	West Virginia	1-5
Grambling State	2-0	Winthrop	1-0
Hawaii	1-0	Wisconsin	1-0
Holy Cross	1-0	WKU	3-3
Houston	0-1	Xavier	0-2
Illinois State	1-2	TOTAL	344-195
Illinois-Chicago	1-0		
Indiana	1-0		
Indiana State	0-1		
Jacksonville State	1-0		
Kansas State	1-2		
Kennesaw State	1-0		
Kentucky	2-12		
La Salle	1-1		
Lamar	1-0		
Lipscomb	1-0		
Little Rock	3-0		
Louisiana	3-0		
Louisiana Tech	6-2		
Louisiana-Monroe	4-0		
Louisville	1-2		
Loyola Marymount	1-0		
LSU	12-9		
Marquette	1-1		
Marshall	1-1		
McNeese State	2-0		
Memphis	3-2		
Mercer	0-1		
Miami Fla.	1-1		
Miami (Ohio)	1-0		
Middle Tennessee	6-5		
Millsaps	1-0		
Minnesota	1-0		
Mississippi State	13-12		
Mississippi Valley State	7-0		
Missouri	9-2		
Monmouth	1-0		
Montana	1-0		
Morehead State	2-0		
Morgan State	1-0		
Murray State	3-0		
Nebraska	1-0		
New Mexico	2-1		
New Orleans	2-0		
Nicholls State	2-0		
North Carolina A&T	2-0		
North Texas	4-4		
Northern Arizona	1-0		
Northwestern State	1-0		
Ohio	1-0		
Ohio State	0-1		
Old Dominion	1-2		
Oral Roberts	1-0		
Oregon	1-1		
Penn State	3-0		
Pittsburgh	0-1		
Presbyterian	2-0		
Providence	1-0		
Rhodes College	2-0		





- UAB set a program record with 29 wins, reaching the NIT Championship game for the first time in program history.
- The Blazers won 25+ games in consecutive seasons for only the second time ever, dating back to when Gene Bartow led the Blazers to 25 wins in 1984-85 and 1985-86.
- The Blazers posted their most wins in Bartow Arena in a single season in program history with 17.
- The Blazers led its conference in scoring for the second-straight season.
- Andy Kennedy surpassed 300-career victories, earning career win No. 300 with an 87-59 victory in Bartow Arena over UTSA
- Kennedy's 39-11 record through his first 50 games at UAB is a UAB men's basketball coaching record
- Kennedy's 78 wins in his first three seasons at UAB are the most in program history, surpassing Mike Anderson's previous record of 65.
- UAB is tied for fifth in the country with 78 wins over the last three seasons.
- Kennedy is the only UAB head coach to start both his three seasons with an 8-2 record or better
- The Blazers went 3-0 against SEC opponents in 2022-23, beating Georgia, South Carolina and Vanderbilt.
- UAB had five different players score at least 20 points in a game last season.
- The Blazers tied their own record of 276 three-point field goals in a season, while attempting the most in program history (778).
- Five different players recorded double-doubles during the season (Buffen, T. Brewer, Davis, Gaines, Jemison).
- The Blazers finished second nationally in rebounding with 40.9 rebounds per game.
- Jordan Walker became the fastest player in program history to reach 1,000 points as a Blazer (47 games).
- Walker finished fifth in the country in points per game (22.3, a school record) while scoring 20+ points in 22 of his 33 appearances.
- "Jelly" scored 32 points in the Conference USA Tournament semifinal against North Texas, his 10th 30-point game at UAB, a school record.
- Trey Jemison grabbed the most rebounds in a single season by a UAB player with 329.
- Eric Gaines was on SportsCenter's Top Ten place twice.
- Four Blazers earned a spot on the All-Conference USA teams - Jordan Walker (first team), Trey Jemison (second team), KJ Buffen (honorable mention) and Eric Gaines (honorable mention).
- Trey Jemison led the UAB roster in blocks with a career-high 67 rejections, earning himself a spot on the Conference USA All-Defensive team.
- Jordan Walker was named to numerous watchlists, including the Wooden Award Midseason Top 25 Watchlist, the Preseason Naismith Trophy Watchlist, the Preseason Wooden Award Watchlist and the Preseason Bob Cousy Award Watchlist.
- He also was name first to the NABC All-District first team and was invited to the 2023 NABC Reese's Division I All-Star Game.
- KJ Buffen recorded a seven steals vs. UTEP which is tied for fifth in program history for a single game (12/29/22).



UAB FACES CLEMSON IN ASHEVILLE CHAMPIONSHIP

UAB men's basketball will take on Clemson in the opening round of the Asheville Championship on Friday. Tipoff is set for 8:30 p.m. CT.

SERIES HISTORY

UAB leads the all-time series 2-1 over the Tigers. Clemson won the last meeting between the two teams, 70-52, in the 2011 NCAA Tournament First Four. That season was Brad Brownell's first at the helm at Clemson.

LAST TIME OUT

The Blazers played a rollercoaster opening contest against Bradley, falling 73-71 in overtime. UAB trailed by as many as 20 points in the first half before erasing the deficit in the second half. Trailing by 16 at the break, the Blazers went on a 31-8 run to open the period and take an 11 point lead with under seven minutes remaining. However, Bradley was able to storm back and force overtime, where the Braves would score with two seconds on the clock to win it.

IN ELITE COMPANY

Andy Kennedy is just one of five active head coaches with 20+ wins in 13 of their first 16 seasons. The six other coaches on the list include John Calipari, Mark Few, Jamie Dixon, and Thad Matta.

THREE TOP 10 JUCO PLAYERS JOIN THE BLAZERS

Andy Kennedy took a different approach to this year's signing class than many schools around the country, adding four players from the junior college ranks. However, three of UAB's four JUCO signees ranked in the top 10 of JUCORecruiting.com's class of 2023 rankings. Christian Coleman, a 6'9" forward, was listed at the No. 2 spot nationally while 6'4" guard Alejandro Vasquez and 6'9" forward Yaxel Lendeborg were ranked at No. 6 and No. 9, respectively. The Blazers also added Marquis Hargrove from Arizona Western.

NEW LOOK BLAZERS

The UAB roster looks quite different from a year ago, as the Blazers have brought in nine new players. Four players are coming to UAB via the transfer portal, four others come from the JUCO ranks and KJ Satterfield represents the lone freshman on the roster.

MAKING HIMSELF KNOWN

Highlight-reel plays marked Eric Gaines' first season in Birmingham with two SportsCenter Top Ten appearances and numerous high-flying dunks. After averaging 11.5 points and 4.3 assists per game, Gaines will play an even larger role as the only returning player to average double-digit points per game last season. The Almanac named Eric Gaines as its Preseason AAC Player of the Year heading into the season, citing his talent on both ends of the floor.

VETERAN PRESENCE

Javian Davis enters his final year of eligibility in 2023-24 and is primed to play a big role on this year's UAB team. Davis averaged 6.1 points and 4.0

rebounds per game last season while splitting time with Trey Jemison. Davis opened the 2023-24 season with a career performance against Bradley, scoring 20 points, grabbing 15 rebounds and securing four steals while shooting 8-for-9 from the field.

SMOOTH LIKE "BUTTA"

After a freshman season that featured some impressive moments, Efrem "Butta" Johnson has high expectations in year two. Johnson averaged 3.5 points and 1.3 rebounds per game last year while shooting 37.8 percent from beyond the arc and is set to take on a much larger role.

PORTAL TALENT

The Blazers brought in four players from the transfer portal in the offseason. Barry Dunning Jr. transferred to UAB from Arkansas where he played in 16 games during his freshman season. Another newcomer, James White, also came over from an SEC program at Ole Miss. White averaged 4.0 points last season for the Rebels. Daniel Ortiz joined the Blazers from North Alabama where he led the Lions in scoring in back-to-back seasons, averaging 14.6 points per game over two years. The final transfer, Will Shaver, returned home to Birmingham after spending two seasons at North Carolina. Shaver was a member of the UNC team that made a run to the national championship game.

FAST PACED, HIGH POWERED OFFENSE

The Blazers were one of the highest scoring teams in the country yet again under Andy Kennedy. After finishing the 2021-22 season ranking sixth in points per game nationally, UAB finished the 2022-23 season at No. 13 with 80.7 points per game. The Blazers were also No. 31 according to KenPom in adjusted tempo.

REPLACING 1,000 POINT SCORERS

The Blazers lost five 1,000 point scorers from last year's roster and will have to make up those points from a team that averaged 80.7 points per game last season.

- **Jordan "Jelly" Walker: 1,996**
- **Ledarrius Brewer: 1,896**
- **Tavin Lovan: 1,566**
- **KJ Buffen: 1,506**
- **Ty Brewer: 1,416**

AK's REVIVAL

Head coach Andy Kennedy often talks about re-establishing the "Bartow Standard" in Birmingham by competing for and winning championships year after year. AK lived up to the standard in 2022, winning his first league tournament championship during his tenure as the Blazers' head coach. A win on Wednesday, Dec. 14, 2022, made Kennedy the only UAB head coach to start each of his first three seasons with at least an 8-2 record through the first 10 games of each campaign. He then led the Blazers to a program-record 29 wins in 2022-23 and the school's first appearance in the NIT Championship game.



300 IN THE RECORD BOOKS

Along with posting his 12th 20-win season in 2021-22, Andy Kennedy earned win No. 300 of his career when the Blazers opened 2022 with an 87-59 victory over UTSA in Bartow Arena. Kennedy joins UAB Athletics founder Gene Bartow as only the second Blazer head coach to notch career victory No. 300 while coaching the Green and Gold. Kennedy is approaching win No. 350, as he enters the 2023-24 season with 344 during his career.

GET TO THE LINE

The Blazers were one of the best teams in the country at getting to the charity stripe last year. UAB finished 13th in the nation in free throws made per game at 16.6 while ranking 18th nationally in free throw attempts per game with 22.5.

CRASH THE BOARDS

UAB was one of the top rebounding teams in the nation in 2022-23, but will have to replace big man Trey Jemison. The Blazers finished No. 2 in the NCAA in rebounds per game at 40.9 and No. 5 in offensive rebounds per game at 13.5. Javian Davis, Christian Coleman, and Yaxel Lendeborg will be key in the Blazers' rebounding efforts.

WELCOME TO THE 205

Once again, head coach Andy Kennedy's philosophy over the offseason was to target the transfer portal and hit it hard. The Blazers added nine new players over the offseason, including four Division I transfers and four JUCO transfers. From the portal, UAB added Barry Dunning Jr. (Arkansas), Daniel Ortiz (North Alabama), James White (Ole Miss), and Will Shaver (North Carolina). The Blazers also added the top JUCO class in the country with Christian Coleman, Alejandro Vasquez, Yaxel Lendeborg and Marquis Hargrove. First-year guard KJ Satterfield was the only player to join the roster out of high school.

LENDEBORG'S JOURNEY TO UAB

Yaxel Lendeborg joins the Blazers as a two-time NJCAA All-American. The Pennsauken, N.J. native only played 11 games of high school basketball but found his way on to the roster at Arizona Western. The 6'9" forward led NJCAA DI in rebounding in back-to-back seasons after averaging 17.2 points and 13.0 rebounds per game last year. Lendeborg was born in Puerto Rico and played with the Dominican Republic Select National Team.

WALMART TO DI BASKETBALL

When Christian Coleman graduated from high school, he was only 6'1" and had no college basketball offers at any level. After working at Walmart for two years and playing basketball in his free time, Coleman grew to be 6'9". He was eventually presented with the opportunity to play at LSU-Alexandria, an NAIA school, where he played for one season before transferring to South Plains College in Levelland, Texas, a junior college. The Winnsboro, La. native was ranked No. 2 in the JUCO Recruiting Top 100 for the 2023 class after averaging 16.0 points and 8.0 rebounds per game.

BONNIE TO A BLAZER

Alejandro Vasquez began his career at St. Bonaventure, helping the Bonnies reach the NCAA Tournament during his freshman season while averaging 6.3 points per game. Vasquez played two seasons with the Bonnies before finding himself at Salt Lake Community College in Utah. He averaged 18.4 points, 3.2 rebounds and 2.9 assists per game last year, earning first team NJCAA All-American honors.

SWEET HOME ALABAMA

The Blazers have five players on the 2023-24 roster from the state of Alabama. After retaining Efrem "Butta" Johnson, Tony Toney and Ryan Donohoo, UAB brought two transfers back to the state of Alabama via the portal in Barry Dunning Jr. and Will Shaver.

THERE'S NO PLACE LIKE HOME

Throughout its history, the UAB men's basketball program has seen incredible success in Birmingham, holding a 436-107 record in Bartow Arena since the Blazers' on-campus home opened back in 1988. That success has continued with Andy Kennedy returning to his alma mater, as the third year UAB head coach holds a 48-6 record at home (Bartow and Legacy Arena) since taking over the program.

UAB TO THE AMERICAN ATHLETIC CONFERENCE

The Blazers have joined the American Conference for the 2023-24 season along with Charlotte, Florida Atlantic, North Texas, Rice, and UTSA.

CAREER DOUBLE-DOUBLES

Davis	3
Gaines	2
White	1
Ortiz	1

CAREER 30-POINT GAMES

Ortiz	2
-------	---

CAREER 20-POINT GAMES (INCLUDES 30-POINT GAMES)

Ortiz	19
Davis	2
Gaines	2
Toney	1





0

Javian Davis

R-Sr. | 6-9 | 265 | F
Canton, Miss.



2

Daniel Ortiz

Jr. | 6-0 | 185 | G
Shreveport, La.



3

Yaxel Lendeborg

Jr. | 6-9 | 230 | F
Pennsauken, N.J.



4

Eric Gaines

Jr. | 6-2 | 165 | G
Lithonia, Ga.



5

James White

Jr. | 6-5 | 190 | G
Conyers, Ga.



10

Alejandro Vasquez

Jr. | 6-4 | 205 | G
Queens, N.Y.



11

KJ Satterfield

Fr. | 6-4 | 180 | G
Bronx, N.Y.



12

Tony Toney

Jr. | 6-2 | 190 | G
Huntsville, Ala.



13

Christian Coleman

Jr. | 6-9 | 200 | F
Winnsboro, La.



15

Marquis Hargrove

Jr. | 6-3 | 180 | G
Sacramento, Calif.



21

Jon Coleman

Sr. | 5-10 | 165 | G
Little Rock, Ark.



22

Barry Dunning Jr.

So. | 6-6 | 195 | G/F
Mobile, Ala.



23

Seth Sigmon

Gr. | 6-3 | 205 | F
Houston, Texas



24

Efrem "Butta" Johnson

So. | 6-4 | 180 | G
Huntsville, Ala.



25

Will Shaver

R-So. | 6-10 | 270 | F
Birmingham, Ala.


















30

Ryan Donohoo

Jr. | 6-0 | 180 | G
Birmingham, Ala.



0		JAVIAN DAVIS - Scored 20 points, grabbed 15 rebounds and had four steals in season opener vs. Bradley (11/6/23) - Reached double figures 17 times in his career with three double-doubles. - Career High: 20 (2x) last vs. Bradley (11/6/23); Season High: Same
2		DANIEL ORTIZ - Led North Alabama in scoring each of the last two seasons. - Named ASUN All-Freshman team (2021-22) and Second team All-ASUN (2022-23). - Career High (at UNA): 32 vs. North Florida (1/28/23); Season High: 6 vs. Bradley (11/6/23)
3		YAXEL LENDEBORG - Ranked as the No. 9 JUCO Recruit in the nation by JUCORecruiting.com - Scored 28 points and grabbed 31 rebounds in a single game while at Arizona Western - Career High: 3 vs. Bradley (11/6/23); Season High: Same
4		ERIC GAINES - Named the Preseason AAC Player of the Year by The Almanac. - Has made SportsCenter's Top Ten Plays twice since coming to UAB. - Career High: 22 at Louisiana Tech (1/14/23); Season High: 16 vs. Bradley (11/6/23)
5		JAMES WHITE - Averaged 4.0 points per game in 2022-23 at Ole Miss. - Had a double-double in SEC Tourney vs. South Carolina with 10 points and 10 boards (3/8/23). - Career High: 14 at Missouri (1/24/23); Season High: 2 vs. Bradley (11/6/23)
10		ALEJANDRO VASQUEZ - Ranked as the No. 9 JUCO Recruit in the nation by JUCORecruiting.com - Played two seasons at St. Bonaventure; Reached NCAA Tournament in 2020-21. - Career High: 20 vs. Rutgers (11/16/19); Season High: 2 vs. Bradley (11/6/23)
11		KJ SATTERFIELD - Sole freshman on 2023-24 roster. - Son of ex-NBA player Kenny Satterfield, who played at Cincinnati when Kennedy was an assistant coach. - Career High: --; Season High: --
12		TONY TONEY - Averaged 3.4 points and 2.0 rebounds per game last season - Only player on roster that has been at UAB for the entirety of Andy Kennedy's tenure. - Career High: 23 vs. Rust College (2/22/21); Season High: 9 vs. Bradley (11/6/23)
13		CHRISTIAN COLEMAN - Ranked as the No. 2 JUCO Recruit in the nation by JUCORecruiting.com - 6'1" when he graduated from HS, worked at Walmart for two years before starting college career. - Career High: 11 vs. Bradley (11/6/23); Season High: Same
21		JON COLEMAN - Appeared in 17 games during four-year career. - Graduated in the Spring of 2023. - Career High: 5 vs. Millsaps (12/12/21); Season High: --
22		BARRY DUNNING JR. - Ranked as the No. 100 recruit in the nation in the 2022 class according to 247 Sports. - Scored four points in Sweet 16 game vs. eventual national champion UConn (3/23/23). - Career High (at Arkansas): 4 vs. UConn (3/23/23); Season High: --
23		SETH SIGMON - Joined the roster after serving as a student manager for the last two seasons. - Made Blazers debut vs. Rhodes (11/26/22). - Career High: 2 vs. Rhodes (11/26/22); Season High: Same
24		EFREM "BUTTA" JOHNSON - Scored 14 points and grabbed eight rebounds in overtime win over UTEP (12/29/22) - Ranked second on the team in 3FG% at 37.8 percent in 2022-23 - Career High: 14 (2x) last vs. UTEP (12/29/22); Season High: 2 vs. Bradley (11/6/23)
25		WILL SHAVER - On UNC Roster that reached National Championship game after enrolling midyear. - Won state title in Bartow Arena while at Oak Mountain HS. - Career High: 2 vs. Alabama (11/27/22); Season High: --
30		RYAN DONOHO - Made collegiate debut vs. Rice (2/17/22) and recorded an assist. - Grabbed a rebound vs. Rhodes (11/26/22). - Career High: --; Season High: --

F • 6-9 • 265 • Canton, Miss. • Canton HS • Alabama/Mississippi State																																																																																																																																																																																																										
DAVIS, Javian																																																																																																																																																																																																										
<table><tr><th>SEASON</th><th>TEAM</th><th>GP-GS</th><th>MIN</th><th>AVG</th><th>FG-FGA</th><th>FG%</th><th>3FG-3FGA</th><th>3FG%</th><th>FT-FTA</th><th>FT%</th><th>OFF</th><th>DEF</th><th>TOT</th><th>AVG</th><th>PF</th><th>FO</th><th>A</th><th>TO</th><th>BLK</th><th>STL</th><th>PTS</th><th>AVG</th></tr><tr><td>2019-20</td><td>Bama</td><td>31-14</td><td>49(15.7)</td><td>60-101</td><td>394</td><td>2.8</td><td>250</td><td>64-104</td><td>61%</td><td>46</td><td>72</td><td>118</td><td>3.8</td><td>76-5</td><td>14</td><td>34</td><td>13</td><td>10</td><td>186</td><td>6.0</td></tr><tr><td>2020-21</td><td>MSU</td><td>29-1</td><td>240(13.7)</td><td>26-57</td><td>238</td><td>3.9</td><td>108</td><td>17-43</td><td>39%</td><td>34</td><td>62</td><td>96</td><td>3.3</td><td>38-3</td><td>25</td><td>26</td><td>10</td><td>76</td><td>2.6</td></tr><tr><td>2021-22</td><td>MSU</td><td>30-1</td><td>274(13.7)</td><td>35-77</td><td>455</td><td>0.4</td><td>0</td><td>0</td><td>0</td><td>0</td><td>42-66</td><td>63%</td><td>40</td><td>51</td><td>23</td><td>44</td><td>13</td><td>51</td><td>4</td><td>8</td><td>121</td><td>3.5</td></tr><tr><td>2022-23</td><td>UAB</td><td>38-0</td><td>585(5.4)</td><td>78-142</td><td>556</td><td>0.3</td><td>0</td><td>0</td><td>0</td><td>0</td><td>75-114</td><td>65%</td><td>59</td><td>53</td><td>152</td><td>4.0</td><td>86-6</td><td>27</td><td>34</td><td>3</td><td>9</td><td>233</td><td>6.1</td></tr><tr><td>2023-24</td><td>UAB</td><td>1-0</td><td>37(5.4)</td><td>2-7</td><td>286</td><td>0.3</td><td>0</td><td>0</td><td>0</td><td>0</td><td>0</td><td>0</td><td>0</td><td>0</td><td>0</td><td>0</td><td>0</td><td>0</td><td>0</td><td>2</td><td>0</td><td>2.0</td></tr><tr><td colspan="23">TOTAL FOR UAB</td></tr><tr><td colspan="23">TOTAL</td></tr></table>																							SEASON	TEAM	GP-GS	MIN	AVG	FG-FGA	FG%	3FG-3FGA	3FG%	FT-FTA	FT%	OFF	DEF	TOT	AVG	PF	FO	A	TO	BLK	STL	PTS	AVG	2019-20	Bama	31-14	49(15.7)	60-101	394	2.8	250	64-104	61%	46	72	118	3.8	76-5	14	34	13	10	186	6.0	2020-21	MSU	29-1	240(13.7)	26-57	238	3.9	108	17-43	39%	34	62	96	3.3	38-3	25	26	10	76	2.6	2021-22	MSU	30-1	274(13.7)	35-77	455	0.4	0	0	0	0	42-66	63%	40	51	23	44	13	51	4	8	121	3.5	2022-23	UAB	38-0	585(5.4)	78-142	556	0.3	0	0	0	0	75-114	65%	59	53	152	4.0	86-6	27	34	3	9	233	6.1	2023-24	UAB	1-0	37(5.4)	2-7	286	0.3	0	0	0	0	0	0	0	0	0	0	0	0	0	2	0	2.0	TOTAL FOR UAB																							TOTAL																						
SEASON	TEAM	GP-GS	MIN	AVG	FG-FGA	FG%	3FG-3FGA	3FG%	FT-FTA	FT%	OFF	DEF	TOT	AVG	PF	FO	A	TO	BLK	STL	PTS	AVG																																																																																																																																																																																				
2019-20	Bama	31-14	49(15.7)	60-101	394	2.8	250	64-104	61%	46	72	118	3.8	76-5	14	34	13	10	186	6.0																																																																																																																																																																																						
2020-21	MSU	29-1	240(13.7)	26-57	238	3.9	108	17-43	39%	34	62	96	3.3	38-3	25	26	10	76	2.6																																																																																																																																																																																							
2021-22	MSU	30-1	274(13.7)	35-77	455	0.4	0	0	0	0	42-66	63%	40	51	23	44	13	51	4	8	121	3.5																																																																																																																																																																																				
2022-23	UAB	38-0	585(5.4)	78-142	556	0.3	0	0	0	0	75-114	65%	59	53	152	4.0	86-6	27	34	3	9	233	6.1																																																																																																																																																																																			
2023-24	UAB	1-0	37(5.4)	2-7	286	0.3	0	0	0	0	0	0	0	0	0	0	0	0	0	2	0	2.0																																																																																																																																																																																				
TOTAL FOR UAB																																																																																																																																																																																																										
TOTAL																																																																																																																																																																																																										
G • 6-0 • 185 • Shreveport, La. • Calvary Baptist HS • North Alabama																																																																																																																																																																																																										
ORTIZ, Daniel																																																																																																																																																																																																										
<table><tr><th>SEASON</th><th>TEAM</th><th>GP-GS</th><th>MIN</th><th>AVG</th><th>FG-FGA</th><th>FG%</th><th>3FG-3FGA</th><th>3FG%</th><th>FT-FTA</th><th>FT%</th><th>OFF</th><th>DEF</th><th>TOT</th><th>AVG</th><th>PF</th><th>FO</th><th>A</th><th>TO</th><th>BLK</th><th>STL</th><th>PTS</th><th>AVG</th></tr><tr><td>2021-22</td><td>UNA</td><td>30-16</td><td>77(25.8)</td><td>156-307</td><td>100</td><td>43-178</td><td>34%</td><td>55-75</td><td>73%</td><td>11</td><td>81</td><td>94</td><td>3.1</td><td>34-0</td><td>29</td><td>42</td><td>7</td><td>13</td><td>432</td><td>14.4</td></tr><tr><td>2022-23</td><td>UNA</td><td>33-33</td><td>92(28.3)</td><td>170-397</td><td>428</td><td>105-257</td><td>40%</td><td>44-57</td><td>77%</td><td>33</td><td>133</td><td>124</td><td>3.8</td><td>44-0</td><td>52</td><td>6</td><td>35</td><td>489</td><td>14.8</td></tr><tr><td>2023-24</td><td>UAB</td><td>1-0</td><td>13(3.4)</td><td>2-7</td><td>286</td><td>2.5</td><td>0</td><td>0</td><td>0</td><td>0</td><td>0</td><td>0</td><td>0</td><td>0</td><td>0</td><td>0</td><td>0</td><td>0</td><td>0</td><td>6</td><td>6.0</td></tr><tr><td colspan="23">TOTAL FOR UAB</td></tr><tr><td colspan="23">TOTAL</td></tr></table>																							SEASON	TEAM	GP-GS	MIN	AVG	FG-FGA	FG%	3FG-3FGA	3FG%	FT-FTA	FT%	OFF	DEF	TOT	AVG	PF	FO	A	TO	BLK	STL	PTS	AVG	2021-22	UNA	30-16	77(25.8)	156-307	100	43-178	34%	55-75	73%	11	81	94	3.1	34-0	29	42	7	13	432	14.4	2022-23	UNA	33-33	92(28.3)	170-397	428	105-257	40%	44-57	77%	33	133	124	3.8	44-0	52	6	35	489	14.8	2023-24	UAB	1-0	13(3.4)	2-7	286	2.5	0	0	0	0	0	0	0	0	0	0	0	0	0	6	6.0	TOTAL FOR UAB																							TOTAL																																																																						
SEASON	TEAM	GP-GS	MIN	AVG	FG-FGA	FG%	3FG-3FGA	3FG%	FT-FTA	FT%	OFF	DEF	TOT	AVG	PF	FO	A	TO	BLK	STL	PTS	AVG																																																																																																																																																																																				
2021-22	UNA	30-16	77(25.8)	156-307	100	43-178	34%	55-75	73%	11	81	94	3.1	34-0	29	42	7	13	432	14.4																																																																																																																																																																																						
2022-23	UNA	33-33	92(28.3)	170-397	428	105-257	40%	44-57	77%	33	133	124	3.8	44-0	52	6	35	489	14.8																																																																																																																																																																																							
2023-24	UAB	1-0	13(3.4)	2-7	286	2.5	0	0	0	0	0	0	0	0	0	0	0	0	0	6	6.0																																																																																																																																																																																					
TOTAL FOR UAB																																																																																																																																																																																																										
TOTAL																																																																																																																																																																																																										
F • 6-9 • 235 • Pennsauken, N.J. • Pennsauken HS • Arizona Western																																																																																																																																																																																																										
LENDEBORG, Yaxel																																																																																																																																																																																																										
<table><tr><th>SEASON</th><th>TEAM</th><th>GP-GS</th><th>MIN</th><th>AVG</th><th>FG-FGA</th><th>FG%</th><th>3FG-3FGA</th><th>3FG%</th><th>FT-FTA</th><th>FT%</th><th>OFF</th><th>DEF</th><th>TOT</th><th>AVG</th><th>PF</th><th>FO</th><th>A</th><th>TO</th><th>BLK</th><th>STL</th><th>PTS</th><th>AVG</th></tr><tr><td>2023-24</td><td>UAB</td><td>1-1</td><td>21(21.1)</td><td>0-6</td><td>0.00</td><td>0-2</td><td>0.00</td><td>0-0</td><td>0.00</td><td>3-8</td><td>37%</td><td>3</td><td>2</td><td>5</td><td>0</td><td>1</td><td>0</td><td>1</td><td>0</td><td>1</td><td>0</td><td>3.0</td></tr><tr><td colspan="23">TOTAL</td></tr></table>																							SEASON	TEAM	GP-GS	MIN	AVG	FG-FGA	FG%	3FG-3FGA	3FG%	FT-FTA	FT%	OFF	DEF	TOT	AVG	PF	FO	A	TO	BLK	STL	PTS	AVG	2023-24	UAB	1-1	21(21.1)	0-6	0.00	0-2	0.00	0-0	0.00	3-8	37%	3	2	5	0	1	0	1	0	1	0	3.0	TOTAL																																																																																																																																					
SEASON	TEAM	GP-GS	MIN	AVG	FG-FGA	FG%	3FG-3FGA	3FG%	FT-FTA	FT%	OFF	DEF	TOT	AVG	PF	FO	A	TO	BLK	STL	PTS	AVG																																																																																																																																																																																				
2023-24	UAB	1-1	21(21.1)	0-6	0.00	0-2	0.00	0-0	0.00	3-8	37%	3	2	5	0	1	0	1	0	1	0	3.0																																																																																																																																																																																				
TOTAL																																																																																																																																																																																																										
G • 6-2 • 165 • Lithonia, Ga. • Lithonia HS • LSU																																																																																																																																																																																																										
GAINES, Eric																																																																																																																																																																																																										
<table><tr><th>SEASON</th><th>TEAM</th><th>GP-GS</th><th>MIN</th><th>AVG</th><th>FG-FGA</th><th>FG%</th><th>3FG-3FGA</th><th>3FG%</th><th>FT-FTA</th><th>FT%</th><th>OFF</th><th>DEF</th><th>TOT</th><th>AVG</th><th>PF</th><th>FO</th><th>A</th><th>TO</th><th>BLK</th><th>STL</th><th>PTS</th><th>AVG</th></tr><tr><td>2020-21</td><td>LSU</td><td>29-1</td><td>59(13.1)</td><td>38-81</td><td>222</td><td>5.9</td><td>172</td><td>32-44</td><td>72%</td><td>11</td><td>31</td><td>42</td><td>1.4</td><td>48-0</td><td>35</td><td>36</td><td>6</td><td>30</td><td>73</td><td>2.5</td></tr><tr><td>2021-22</td><td>LSU</td><td>38-0</td><td>92(23.6)</td><td>85-243</td><td>298</td><td>16-86</td><td>26%</td><td>96-121</td><td>79%</td><td>20</td><td>61</td><td>81</td><td>2.1</td><td>85-2</td><td>38</td><td>34</td><td>26</td><td>136</td><td>3.6</td></tr><tr><td>2022-23</td><td>UAB</td><td>39-29</td><td>113(9.1)</td><td>148-376</td><td>394</td><td>27-108</td><td>34%</td><td>115-145</td><td>79%</td><td>18</td><td>116</td><td>134</td><td>3.4</td><td>92-2</td><td>188</td><td>119</td><td>25</td><td>72</td><td>448</td><td>11.5</td></tr><tr><td>2023-24</td><td>UAB</td><td>1-1</td><td>36(9.2)</td><td>6-18</td><td>33%</td><td>3-6</td><td>50%</td><td>3-4</td><td>75%</td><td>1</td><td>3</td><td>4</td><td>0.0</td><td>3-0</td><td>2</td><td>4</td><td>0</td><td>0</td><td>3</td><td>16</td><td>3.0</td></tr><tr><td colspan="23">TOTAL FOR UAB</td></tr><tr><td colspan="23">TOTAL</td></tr></table>																							SEASON	TEAM	GP-GS	MIN	AVG	FG-FGA	FG%	3FG-3FGA	3FG%	FT-FTA	FT%	OFF	DEF	TOT	AVG	PF	FO	A	TO	BLK	STL	PTS	AVG	2020-21	LSU	29-1	59(13.1)	38-81	222	5.9	172	32-44	72%	11	31	42	1.4	48-0	35	36	6	30	73	2.5	2021-22	LSU	38-0	92(23.6)	85-243	298	16-86	26%	96-121	79%	20	61	81	2.1	85-2	38	34	26	136	3.6	2022-23	UAB	39-29	113(9.1)	148-376	394	27-108	34%	115-145	79%	18	116	134	3.4	92-2	188	119	25	72	448	11.5	2023-24	UAB	1-1	36(9.2)	6-18	33%	3-6	50%	3-4	75%	1	3	4	0.0	3-0	2	4	0	0	3	16	3.0	TOTAL FOR UAB																							TOTAL																																																	
SEASON	TEAM	GP-GS	MIN	AVG	FG-FGA	FG%	3FG-3FGA	3FG%	FT-FTA	FT%	OFF	DEF	TOT	AVG	PF	FO	A	TO	BLK	STL	PTS	AVG																																																																																																																																																																																				
2020-21	LSU	29-1	59(13.1)	38-81	222	5.9	172	32-44	72%	11	31	42	1.4	48-0	35	36	6	30	73	2.5																																																																																																																																																																																						
2021-22	LSU	38-0	92(23.6)	85-243	298	16-86	26%	96-121	79%	20	61	81	2.1	85-2	38	34	26	136	3.6																																																																																																																																																																																							
2022-23	UAB	39-29	113(9.1)	148-376	394	27-108	34%	115-145	79%	18	116	134	3.4	92-2	188	119	25	72	448	11.5																																																																																																																																																																																						
2023-24	UAB	1-1	36(9.2)	6-18	33%	3-6	50%	3-4	75%	1	3	4	0.0	3-0	2	4	0	0	3	16	3.0																																																																																																																																																																																					
TOTAL FOR UAB																																																																																																																																																																																																										
TOTAL																																																																																																																																																																																																										
G • 6-5 • 190 • Conyers, Ga. • Heritage HS • Ole Miss																																																																																																																																																																																																										
WHITE, James																																																																																																																																																																																																										
<table><tr><th>SEASON</th><th>TEAM</th><th>GP-GS</th><th>MIN</th><th>AVG</th><th>FG-FGA</th><th>FG%</th><th>3FG-3FGA</th><th>3FG%</th><th>FT-FTA</th><th>FT%</th><th>OFF</th><th>DEF</th><th>TOT</th><th>AVG</th><th>PF</th><th>FO</th><th>A</th><th>TO</th><th>BLK</th><th>STL</th><th>PTS</th><th>AVG</th></tr><tr><td>2021-22</td><td>CM</td><td>12-1</td><td>22(2.9)</td><td>1-7</td><td>14%</td><td>2-9</td><td>22%</td><td>1-2</td><td>50%</td><td>0</td><td>0</td><td>0</td><td>0.0</td><td>1-1</td><td>1</td><td>1</td><td>1</td><td>1</td><td>1</td><td>1</td><td>3</td><td>2.5</td></tr><tr><td>2022-23</td><td>CM</td><td>29-7</td><td>39(9.13)</td><td>51-131</td><td>39%</td><td>7-32</td><td>21%</td><td>6-15</td><td>40%</td><td>12</td><td>47</td><td>59</td><td>2.0</td><td>30-0</td><td>28</td><td>38</td><td>3</td><td>5</td><td>115</td><td>4.0</td></tr><tr><td>2023-24</td><td>UAB</td><td>1-0</td><td>8(8.4)</td><td>3-1</td><td>33%</td><td>0-0</td><td>0.00</td><td>0-0</td><td>0.00</td><td>0</td><td>1</td><td>1</td><td>0.0</td><td>1-0</td><td>1</td><td>0</td><td>1</td><td>0</td><td>1</td><td>2</td><td>2.0</td></tr><tr><td>2023-24</td><td>UAB</td><td>2-0</td><td>8(8.4)</td><td>3-1</td><td>33%</td><td>0-0</td><td>0.00</td><td>0-0</td><td>0.00</td><td>0</td><td>1</td><td>1</td><td>0.0</td><td>1-0</td><td>1</td><td>0</td><td>1</td><td>0</td><td>1</td><td>2</td><td>2.0</td></tr><tr><td colspan="23">TOTAL</td></tr></table>																							SEASON	TEAM	GP-GS	MIN	AVG	FG-FGA	FG%	3FG-3FGA	3FG%	FT-FTA	FT%	OFF	DEF	TOT	AVG	PF	FO	A	TO	BLK	STL	PTS	AVG	2021-22	CM	12-1	22(2.9)	1-7	14%	2-9	22%	1-2	50%	0	0	0	0.0	1-1	1	1	1	1	1	1	3	2.5	2022-23	CM	29-7	39(9.13)	51-131	39%	7-32	21%	6-15	40%	12	47	59	2.0	30-0	28	38	3	5	115	4.0	2023-24	UAB	1-0	8(8.4)	3-1	33%	0-0	0.00	0-0	0.00	0	1	1	0.0	1-0	1	0	1	0	1	2	2.0	2023-24	UAB	2-0	8(8.4)	3-1	33%	0-0	0.00	0-0	0.00	0	1	1	0.0	1-0	1	0	1	0	1	2	2.0	TOTAL																																																																				
SEASON	TEAM	GP-GS	MIN	AVG	FG-FGA	FG%	3FG-3FGA	3FG%	FT-FTA	FT%	OFF	DEF	TOT	AVG	PF	FO	A	TO	BLK	STL	PTS	AVG																																																																																																																																																																																				
2021-22	CM	12-1	22(2.9)	1-7	14%	2-9	22%	1-2	50%	0	0	0	0.0	1-1	1	1	1	1	1	1	3	2.5																																																																																																																																																																																				
2022-23	CM	29-7	39(9.13)	51-131	39%	7-32	21%	6-15	40%	12	47	59	2.0	30-0	28	38	3	5	115	4.0																																																																																																																																																																																						
2023-24	UAB	1-0	8(8.4)	3-1	33%	0-0	0.00	0-0	0.00	0	1	1	0.0	1-0	1	0	1	0	1	2	2.0																																																																																																																																																																																					
2023-24	UAB	2-0	8(8.4)	3-1	33%	0-0	0.00	0-0	0.00	0	1	1	0.0	1-0	1	0	1	0	1	2	2.0																																																																																																																																																																																					
TOTAL																																																																																																																																																																																																										
G • 6-4 • 205 • Queens, N.Y. • The Patrick School (NJ) • St. Bonaventure • Salt Lake CC																																																																																																																																																																																																										
VASQUEZ, Alejandro																																																																																																																																																																																																										
<table><tr><th>SEASON</th><th>TEAM</th><th>GP-GS</th><th>MIN</th><th>AVG</th><th>FG-FGA</th><th>FG%</th><th>3FG-3FGA</th><th>3FG%</th><th>FT-FTA</th><th>FT%</th><th>OFF</th><th>DEF</th><th>TOT</th><th>AVG</th><th>PF</th><th>FO</th><th>A</th><th>TO</th><th>BLK</th><th>STL</th><th>PTS</th><th>AVG</th></tr><tr><td>2019-20</td><td>SBU</td><td>31-7</td><td>50(16.2)</td><td>69-155</td><td>418</td><td>29-79</td><td>36%</td><td>29-39</td><td>74%</td><td>9</td><td>37</td><td>46</td><td>1.5</td><td>54-1</td><td>25</td><td>36</td><td>4</td><td>15</td><td>186</td><td>6.1</td></tr><tr><td>2020-21</td><td>SBU</td><td>25-1</td><td>24(8.8)</td><td>30-53</td><td>366</td><td>16-46</td><td>34%</td><td>24-31</td><td>77%</td><td>8</td><td>16</td><td>22</td><td>0.9</td><td>19-0</td><td>14</td><td>33</td><td>3</td><td>10</td><td>92</td><td>4.4</td></tr><tr><td>2021-22</td><td>UAB</td><td>1-1</td><td>17(5.4)</td><td>1-8</td><td>12%</td><td>0-1</td><td>0.00</td><td>0-0</td><td>0.00</td><td>0</td><td>1</td><td>1</td><td>0.0</td><td>0-0</td><td>0</td><td>0</td><td>0</td><td>0</td><td>0</td><td>2</td><td>2.0</td></tr><tr><td>2023-24</td><td>UAB</td><td>1-1</td><td>17(16.6)</td><td>1-8</td><td>12%</td><td>0-1</td><td>0.00</td><td>0-0</td><td>0.00</td><td>0</td><td>1</td><td>1</td><td>0.0</td><td>0-0</td><td>0</td><td>0</td><td>0</td><td>0</td><td>0</td><td>2</td><td>2.0</td></tr><tr><td colspan="23">TOTAL</td></tr></table>																							SEASON	TEAM	GP-GS	MIN	AVG	FG-FGA	FG%	3FG-3FGA	3FG%	FT-FTA	FT%	OFF	DEF	TOT	AVG	PF	FO	A	TO	BLK	STL	PTS	AVG	2019-20	SBU	31-7	50(16.2)	69-155	418	29-79	36%	29-39	74%	9	37	46	1.5	54-1	25	36	4	15	186	6.1	2020-21	SBU	25-1	24(8.8)	30-53	366	16-46	34%	24-31	77%	8	16	22	0.9	19-0	14	33	3	10	92	4.4	2021-22	UAB	1-1	17(5.4)	1-8	12%	0-1	0.00	0-0	0.00	0	1	1	0.0	0-0	0	0	0	0	0	2	2.0	2023-24	UAB	1-1	17(16.6)	1-8	12%	0-1	0.00	0-0	0.00	0	1	1	0.0	0-0	0	0	0	0	0	2	2.0	TOTAL																																																																						
SEASON	TEAM	GP-GS	MIN	AVG	FG-FGA	FG%	3FG-3FGA	3FG%	FT-FTA	FT%	OFF	DEF	TOT	AVG	PF	FO	A	TO	BLK	STL	PTS	AVG																																																																																																																																																																																				
2019-20	SBU	31-7	50(16.2)	69-155	418	29-79	36%	29-39	74%	9	37	46	1.5	54-1	25	36	4	15	186	6.1																																																																																																																																																																																						
2020-21	SBU	25-1	24(8.8)	30-53	366	16-46	34%	24-31	77%	8	16	22	0.9	19-0	14	33	3	10	92	4.4																																																																																																																																																																																						
2021-22	UAB	1-1	17(5.4)	1-8	12%	0-1	0.00	0-0	0.00	0	1	1	0.0	0-0	0	0	0	0	0	2	2.0																																																																																																																																																																																					
2023-24	UAB	1-1	17(16.6)	1-8	12%	0-1	0.00	0-0	0.00	0	1	1	0.0	0-0	0	0	0	0	0	2	2.0																																																																																																																																																																																					
TOTAL																																																																																																																																																																																																										
G • 6-4 • 180 • Bronx, N.Y. • The Patrick School (NJ)																																																																																																																																																																																																										
TONEY, Tony																																																																																																																																																																																																										
<table><tr><th>SEASON</th><th>TEAM</th><th>GP-GS</th><th>MIN</th><th>AVG</th><th>FG-FGA</th><th>FG%</th><th>3FG-3FGA</th><th>3FG%</th><th>FT-FTA</th><th>FT%</th><th>OFF</th><th>DEF</th><th>TOT</th><th>AVG</th><th>PF</th><th>FO</th><th>A</th><th>TO</th><th>BLK</th><th>STL</th><th>PTS</th><th>AVG</th></tr><tr><td>2020-21</td><td>UAB</td><td>25-0</td><td>90(6.0)</td><td>13-25</td><td>52%</td><td>3-7</td><td>42%</td><td>6-7</td><td>85%</td><td>2</td><td>13</td><td>15</td><td>1.0</td><td>7-0</td><td>5</td><td>3</td><td>0</td><td>5</td><td>35</td><td>2.3</td></tr><tr><td>2021-22</td><td>UAB</td><td>29-0</td><td>24(8.8)</td><td>30-53</td><td>366</td><td>9-17</td><td>52%</td><td>4-6</td><td>66%</td><td>4</td><td>22</td><td>26</td><td>0.9</td><td>17-0</td><td>14</td><td>33</td><td>3</td><td>10</td><td>92</td><td>4.4</td></tr><tr><td>2022-23</td><td>UAB</td><td>36-0</td><td>47(13.2)</td><td>45-100</td><td>45%</td><td>7-27</td><td>25%</td><td>27-39</td><td>69%</td><td>8</td><td>25</td><td>33</td><td>0.9</td><td>29-0</td><td>21</td><td>13</td><td>7</td><td>19</td><td>124</td><td>3.4</td></tr><tr><td>2023-24</td><td>UAB</td><td>1-1</td><td>29(28.6)</td><td>2-8</td><td>25%</td><td>0-1</td><td>0.00</td><td>0-0</td><td>0.00</td><td>0</td><td>1</td><td>3</td><td>4.0</td><td>3-0</td><td>2</td><td>0</td><td>0</td><td>0</td><td>0</td><td>6</td><td>6.0</td></tr><tr><td colspan="23">TOTAL</td></tr></table>																							SEASON	TEAM	GP-GS	MIN	AVG	FG-FGA	FG%	3FG-3FGA	3FG%	FT-FTA	FT%	OFF	DEF	TOT	AVG	PF	FO	A	TO	BLK	STL	PTS	AVG	2020-21	UAB	25-0	90(6.0)	13-25	52%	3-7	42%	6-7	85%	2	13	15	1.0	7-0	5	3	0	5	35	2.3	2021-22	UAB	29-0	24(8.8)	30-53	366	9-17	52%	4-6	66%	4	22	26	0.9	17-0	14	33	3	10	92	4.4	2022-23	UAB	36-0	47(13.2)	45-100	45%	7-27	25%	27-39	69%	8	25	33	0.9	29-0	21	13	7	19	124	3.4	2023-24	UAB	1-1	29(28.6)	2-8	25%	0-1	0.00	0-0	0.00	0	1	3	4.0	3-0	2	0	0	0	0	6	6.0	TOTAL																																																																							
SEASON	TEAM	GP-GS	MIN	AVG	FG-FGA	FG%	3FG-3FGA	3FG%	FT-FTA	FT%	OFF	DEF	TOT	AVG	PF	FO	A	TO	BLK	STL	PTS	AVG																																																																																																																																																																																				
2020-21	UAB	25-0	90(6.0)	13-25	52%	3-7	42%	6-7	85%	2	13	15	1.0	7-0	5	3	0	5	35	2.3																																																																																																																																																																																						
2021-22	UAB	29-0	24(8.8)	30-53	366	9-17	52%	4-6	66%	4	22	26	0.9	17-0	14	33	3	10	92	4.4																																																																																																																																																																																						
2022-23	UAB	36-0	47(13.2)	45-100	45%	7-27	25%	27-39	69%	8	25	33	0.9	29-0	21	13	7	19	124	3.4																																																																																																																																																																																						
2023-24	UAB	1-1	29(28.6)	2-8	25%	0-1	0.00	0-0	0.00	0	1	3	4.0	3-0	2	0	0	0	0	6	6.0																																																																																																																																																																																					
TOTAL																																																																																																																																																																																																										
F • 6-9 • 200 • Winstonsboro, La. • Franklin Parish HS • LSU-Alexandria/South Plains																																																																																																																																																																																																										
COLEMAN, Christian																																																																																																																																																																																																										
<table><tr><th>SEASON</th><th>TEAM</th><th>GP-GS</th><th>MIN</th><th>AVG</th><th>FG-FGA</th><th>FG%</th><th>3FG-3FGA</th><th>3FG%</th><th>FT-FTA</th><th>FT%</th><th>OFF</th><th>DEF</th><th>TOT</th><th>AVG</th><th>PF</th><th>FO</th><th>A</th><th>TO</th><th>BLK</th><th>STL</th><th>PTS</th><th>AVG</th></tr><tr><td>2023-24</td><td>UAB</td><td>1-0</td><td>29(29.1)</td><td>4-10</td><td>40%</td><td>0-0</td><td>0.00</td><td>0-0</td><td>0.00</td><td>0-0</td><td>0-0</td><td>0-0</td><td>0.0</td><td>4-0</td><td>1</td><td>0</td><td>1</td><td>1</td><td>1</td><td>11.0</td></tr><tr><td colspan="23">TOTAL</td></tr></table>																							SEASON	TEAM	GP-GS	MIN	AVG	FG-FGA	FG%	3FG-3FGA	3FG%	FT-FTA	FT%	OFF	DEF	TOT	AVG	PF	FO	A	TO	BLK	STL	PTS	AVG	2023-24	UAB	1-0	29(29.1)	4-10	40%	0-0	0.00	0-0	0.00	0-0	0-0	0-0	0.0	4-0	1	0	1	1	1	11.0	TOTAL																																																																																																																																							
SEASON	TEAM	GP-GS	MIN	AVG	FG-FGA	FG%	3FG-3FGA	3FG%	FT-FTA	FT%	OFF	DEF	TOT	AVG	PF	FO	A	TO	BLK	STL	PTS	AVG																																																																																																																																																																																				
2023-24	UAB	1-0	29(29.1)	4-10	40%	0-0	0.00	0-0	0.00	0-0	0-0	0-0	0.0	4-0	1	0	1	1	1	11.0																																																																																																																																																																																						
TOTAL																																																																																																																																																																																																										
G • 5-10 • 160 • Little Rock, Ark. • Hall HS																																																																																																																																																																																																										
COLEMAN, Jon																																																																																																																																																																																																										
<table><tr><th>SEASON</th><th>TEAM</th><th>GP-GS</th><th>MIN</th><th>AVG</th><th>FG-FGA</th><th>FG%</th><th>3FG-3FGA</th><th>3FG%</th><th>FT-FTA</th><th>FT%</th><th>OFF</th><th>DEF</th><th>TOT</th><th>AVG</th><th>PF</th><th>FO</th><th>A</th><th>TO</th><th>BLK</th><th>STL</th><th>PTS</th><th>AVG</th></tr><tr><td>2019-20</td><td>UAB</td><td>2-0</td><td>5(2.5)</td><td>0-1</td><td>0.00</td><td>0-0</td><td>0.00</td><td>0-0</td><td>0.00</td><td>0-0</td><td>0-0</td><td>0-0</td><td>0.0</td><td>0-0</td><td>0</td><td>0</td><td>0</td><td>0</td><td>0</td><td>0</td><td>0</td><td>0.0</td></tr><tr><td>2020-21</td><td>UAB</td><td>5-0</td><td>10(2.0)</td><td>1-2</td><td>50%</td><td>0-0</td><td>0.00</td><td>0-0</td><td>0.00</td><td>2-4</td><td>50%</td><td>0</td><td>2</td><td>0</td><td>0</td><td>1</td><td>0</td><td>1</td><td>0</td><td>4</td><td>0.8</td></tr><tr><td>2021-22</td><td>UAB</td><td>5-0</td><td>10(2.0)</td><td>4-6</td><td>66%</td><td>2-3</td><td>66%</td><td>0-1</td><td>0.00</td><td>0-0</td><td>0-0</td><td>0-0</td><td>0.0</td><td>0-0</td><td>0</td><td>0</td><td>0</td><td>0</td><td>0</td><td>10</td><td>2.0</td></tr><tr><td>2022-23</td><td>UAB</td><td>5-0</td><td>7(5.5)</td><td>0-2</td><td>0.00</td><td>0-1</td><td>0.00</td><td>0-1</td><td>0.00</td><td>0-0</td><td>0-0</td><td>0-0</td><td>0.0</td><td>0-0</td><td>0</td><td>0</td><td>0</td><td>0</td><td>0</td><td>0</td><td>0.0</td></tr><tr><td colspan="23">TOTAL</td></tr></table>																							SEASON	TEAM	GP-GS	MIN	AVG	FG-FGA	FG%	3FG-3FGA	3FG%	FT-FTA	FT%	OFF	DEF	TOT	AVG	PF	FO	A	TO	BLK	STL	PTS	AVG	2019-20	UAB	2-0	5(2.5)	0-1	0.00	0-0	0.00	0-0	0.00	0-0	0-0	0-0	0.0	0-0	0	0	0	0	0	0	0	0.0	2020-21	UAB	5-0	10(2.0)	1-2	50%	0-0	0.00	0-0	0.00	2-4	50%	0	2	0	0	1	0	1	0	4	0.8	2021-22	UAB	5-0	10(2.0)	4-6	66%	2-3	66%	0-1	0.00	0-0	0-0	0-0	0.0	0-0	0	0	0	0	0	10	2.0	2022-23	UAB	5-0	7(5.5)	0-2	0.00	0-1	0.00	0-1	0.00	0-0	0-0	0-0	0.0	0-0	0	0	0	0	0	0	0.0	TOTAL																																																																			
SEASON	TEAM	GP-GS	MIN	AVG	FG-FGA	FG%	3FG-3FGA	3FG%	FT-FTA	FT%	OFF	DEF	TOT	AVG	PF	FO	A	TO	BLK	STL	PTS	AVG																																																																																																																																																																																				
2019-20	UAB	2-0	5(2.5)	0-1	0.00	0-0	0.00	0-0	0.00	0-0	0-0	0-0	0.0	0-0	0	0	0	0	0	0	0	0.0																																																																																																																																																																																				
2020-21	UAB	5-0	10(2.0)	1-2	50%	0-0	0.00	0-0	0.00	2-4	50%	0	2	0	0	1	0	1	0	4	0.8																																																																																																																																																																																					
2021-22	UAB	5-0	10(2.0)	4-6	66%	2-3	66%	0-1	0.00	0-0	0-0	0-0	0.0	0-0	0	0	0	0	0	10	2.0																																																																																																																																																																																					
2022-23	UAB	5-0	7(5.5)	0-2	0.00	0-1	0.00	0-1	0.00	0-0	0-0	0-0	0.0	0-0	0	0	0	0	0	0	0.0																																																																																																																																																																																					
TOTAL																																																																																																																																																																																																										
G/F • 6-6 • 195 • Mobile, Ala. • McGill-Toolen HS • Arkansas																																																																																																																																																																																																										
DUNNING JR., Barry																																																																																																																																																																																																										
<table><tr><th>SEASON</th><th>TEAM</th><th>GP-GS</th><th>MIN</th><th>AVG</th><th>FG-FGA</th><th>FG%</th><th>3FG-3FGA</th><th>3FG%</th><th>FT-FTA</th><th>FT%</th><th>OFF</th><th>DEF</th><th>TOT</th><th>AVG</th><th>PF</th><th>FO</th><th>A</th><th>TO</th><th>BLK</th><th>STL</th><th>PTS</th><th>AVG</th></tr><tr><td>2022-23</td><td>UAB</td><td>16-1</td><td>50(5.1)</td><td>1-9</td><td>11%</td><td>0-0</td><td>0.00</td><td>0-0</td><td>0.00</td><td>0-0</td><td>0-0</td><td>0-0</td><td>0.0</td><td>1-1</td><td>0</td><td>0</td><td>0</td><td>0</td><td>0</td><td>2</td><td>5</td><td>0.3</td></tr><tr><td>2023-24</td><td>UAB</td><td>1-0</td><td>62(6.2)</td><td>1-2</td><td>11.00%</td><td>0-0</td><td>0.00</td><td>0-0</td><td>0.00</td><td>0-1</td><td>0.00</td><td>0-1</td><td>0.0</td><td>1-1</td><td>0</td><td>0</td><td>0</td><td>0</td><td>0</td><td>0</td><td>2</td><td>2.0</td></tr><tr><td colspan="23">TOTAL</td></tr></table>																							SEASON	TEAM	GP-GS	MIN	AVG	FG-FGA	FG%	3FG-3FGA	3FG%	FT-FTA	FT%	OFF	DEF	TOT	AVG	PF	FO	A	TO	BLK	STL	PTS	AVG	2022-23	UAB	16-1	50(5.1)	1-9	11%	0-0	0.00	0-0	0.00	0-0	0-0	0-0	0.0	1-1	0	0	0	0	0	2	5	0.3	2023-24	UAB	1-0	62(6.2)	1-2	11.00%	0-0	0.00	0-0	0.00	0-1	0.00	0-1	0.0	1-1	0	0	0	0	0	0	2	2.0	TOTAL																																																																																																														
SEASON	TEAM	GP-GS	MIN	AVG	FG-FGA	FG%	3FG-3FGA	3FG%	FT-FTA	FT%	OFF	DEF	TOT	AVG	PF	FO	A	TO	BLK	STL	PTS	AVG																																																																																																																																																																																				
2022-23	UAB	16-1	50(5.1)	1-9	11%	0-0	0.00	0-0	0.00	0-0	0-0	0-0	0.0	1-1	0	0	0	0	0	2	5	0.3																																																																																																																																																																																				
2023-24	UAB	1-0	62(6.2)	1-2	11.00%	0-0	0.00	0-0	0.00	0-1	0.00	0-1	0.0	1-1	0	0	0	0	0	0	2	2.0																																																																																																																																																																																				
TOTAL																																																																																																																																																																																																										
F • 6-3 • 200 • Houston, Texas • Huntsville HS (Ala.)																																																																																																																																																																																																										
SIGMON, Seth																																																																																																																																																																																																										
<table><tr><th>SEASON</th><th>TEAM</th><th>GP-GS</th><th>MIN</th><th>AVG</th><th>FG-FGA</th><th>FG%</th><th>3FG-3FGA</th><th>3FG%</th><th>FT-FTA</th><th>FT%</th><th>OFF</th><th>DEF</th><th>TOT</th><th>AVG</th><th>PF</th><th>FO</th><th>A</th><th>TO</th><th>BLK</th><th>STL</th><th>PTS</th><th>AVG</th></tr><tr><td>2020-21</td><td>UAB</td><td>2-0</td><td>7(7.1)</td><td>1-2</td><td>50%</td><td>0-0</td><td>0.00</td><td>0-0</td><td>0.00</td><td>0-0</td><td>0-0</td><td>0-0</td><td>0.0</td><td>0-0</td><td>0</td><td>0</td><td>0</td><td>0</td><td>0</td><td>0</td><td>2</td><td>2.0</td></tr><tr><td>2021-22</td><td>UAB</td><td>4-0</td><td>6(6.6)</td><td>0-1</td><td>0.00</td><td>0-0</td><td>0.00</td><td>0-0</td><td>0.00</td><td>0-0</td><td>0-0</td><td>0-0</td><td>0.0</td><td>0-0</td><td>0</td><td>0</td><td>0</td><td>0</td><td>0</td><td>0</td><td>0</td><td>0.0</td></tr><tr><td colspan="23">TOTAL</td></tr></table>																							SEASON	TEAM	GP-GS	MIN	AVG	FG-FGA	FG%	3FG-3FGA	3FG%	FT-FTA	FT%	OFF	DEF	TOT	AVG	PF	FO	A	TO	BLK	STL	PTS	AVG	2020-21	UAB	2-0	7(7.1)	1-2	50%	0-0	0.00	0-0	0.00	0-0	0-0	0-0	0.0	0-0	0	0	0	0	0	0	2	2.0	2021-22	UAB	4-0	6(6.6)	0-1	0.00	0-0	0.00	0-0	0.00	0-0	0-0	0-0	0.0	0-0	0	0	0	0	0	0	0	0.0	TOTAL																																																																																																														
SEASON	TEAM	GP-GS	MIN	AVG	FG-FGA	FG%	3FG-3FGA	3FG%	FT-FTA	FT%	OFF	DEF	TOT	AVG	PF	FO	A	TO	BLK	STL	PTS	AVG																																																																																																																																																																																				
2020-21	UAB	2-0	7(7.1)	1-2	50%	0-0	0.00	0-0	0.00	0-0	0-0	0-0	0.0	0-0	0	0	0	0	0	0	2	2.0																																																																																																																																																																																				
2021-22	UAB	4-0	6(6.6)	0-1	0.00	0-0	0.00	0-0	0.00	0-0	0-0	0-0	0.0	0-0	0	0	0	0	0	0	0	0.0																																																																																																																																																																																				
TOTAL																																																																																																																																																																																																										
G • 6-4 • 180 • Huntsville, Ala. • Grissom HS																																																																																																																																																																																																										
JOHNSON, Efrem																																																																																																																																																																																																										
<table><tr><th>SEASON</th><th>TEAM</th><th>GP-GS</th><th>MIN</th><th>AVG</th><th>FG-FGA</th><th>FG%</th><th>3FG-3FGA</th><th>3FG%</th><th>FT-FTA</th><th>FT%</th><th>OFF</th><th>DEF</th><th>TOT</th><th>AVG</th><th>PF</th><th>FO</th><th>A</th><th>TO</th><th>BLK</th><th>STL</th><th>PTS</th><th>AVG</th></tr><tr><td>2021-22</td><td>UNA</td><td>29-0</td><td>37(12.9)</td><td>37-79</td><td>418</td><td>14-37</td><td>37%</td><td>22-26</td><td>84%</td><td>12</td><td>26</td><td>38</td><td>1.3</td><td>23-0</td><td>17</td><td>14</td><td>0</td><td>12</td><td>107</td><td>3.7</td></tr><tr><td>2023-24</td><td>UAB</td><td>1-0</td><td>30(29.8)</td><td>16-167</td><td>0.2</td><td>0-0</td><td>0.00</td><td>0-0</td><td>0.00</td><td>0-0</td><td>0-0</td><td>1-1</td><td>0.0</td><td>1-1</td><td>0</td><td>0</td><td>0</td><td>0</td><td>0</td><td>2</td><td>2.0</td></tr><tr><td colspan="23">TOTAL</td></tr></table>																							SEASON	TEAM	GP-GS	MIN	AVG	FG-FGA	FG%	3FG-3FGA	3FG%	FT-FTA	FT%	OFF	DEF	TOT	AVG	PF	FO	A	TO	BLK	STL	PTS	AVG	2021-22	UNA	29-0	37(12.9)	37-79	418	14-37	37%	22-26	84%	12	26	38	1.3	23-0	17	14	0	12	107	3.7	2023-24	UAB	1-0	30(29.8)	16-167	0.2	0-0	0.00	0-0	0.00	0-0	0-0	1-1	0.0	1-1	0	0	0	0	0	2	2.0	TOTAL																																																																																																																	
SEASON	TEAM	GP-GS	MIN	AVG	FG-FGA	FG%	3FG-3FGA	3FG%	FT-FTA	FT%	OFF	DEF	TOT	AVG	PF	FO	A	TO	BLK	STL	PTS	AVG																																																																																																																																																																																				
2021-22	UNA	29-0	37(12.9)	37-79	418	14-37	37%	22-26	84%	12	26	38	1.3	23-0	17	14	0	12	107	3.7																																																																																																																																																																																						
2023-24	UAB	1-0	30(29.8)	16-167	0.2	0-0	0.00	0-0	0.00	0-0	0-0	1-1	0.0	1-1	0	0	0	0	0	2	2.0																																																																																																																																																																																					
TOTAL																																																																																																																																																																																																										
F • 6-10 • 270 • Birmingham, Ala. • Oak Mountain HS																																																																																																																																																																																																										
SHAYER, Will																																																																																																																																																																																																										
<table><tr><th>SEASON</th><th>TEAM</th><th>GP-GS</th><th>MIN</th><th>AVG</th><th>FG-FGA</th><th>FG%</th><th>3FG-3FGA</th><th>3FG%</th><th>FT-FTA</th><th>FT%</th><th>OFF</th><th>DEF</th><th>TOT</th><th>AVG</th><th>PF</th><th>FO</th><th>A</th><th>TO</th><th>BLK</th><th>STL</th><th>PTS</th><th>AVG</th></tr><tr><td>2023-24</td><td>UAB</td><td>3-0</td><td>6(2.2)</td><td>0-1</td><td>0.00</td><td>0-0</td><td>0.00</td><td>0-0</td><td>0.00</td><td>2-2</td><td>1.00%</td><td>0</td><td>0</td><td>0</td><td>0</td><td>0</td><td>0</td><td>0</td><td>0</td><td>0</td><td>0</td><td>0.0</td></tr><tr><td colspan="23">TOTAL</td></tr></table>																							SEASON	TEAM	GP-GS	MIN	AVG	FG-FGA	FG%	3FG-3FGA	3FG%	FT-FTA	FT%	OFF	DEF	TOT	AVG	PF	FO	A	TO	BLK	STL	PTS	AVG	2023-24	UAB	3-0	6(2.2)	0-1	0.00	0-0	0.00	0-0	0.00	2-2	1.00%	0	0	0	0	0	0	0	0	0	0	0.0	TOTAL																																																																																																																																					
SEASON	TEAM	GP-GS	MIN	AVG	FG-FGA	FG%	3FG-3FGA	3FG%	FT-FTA	FT%	OFF	DEF	TOT	AVG	PF	FO	A	TO	BLK	STL	PTS	AVG																																																																																																																																																																																				
2023-24	UAB	3-0	6(2.2)	0-1	0.00	0-0	0.00	0-0	0.00	2-2	1.00%	0	0	0	0	0	0	0	0	0	0	0.0																																																																																																																																																																																				
TOTAL																																																																																																																																																																																																										
G • 6-0 • 180 • Birmingham, Ala. • Briarwood Christian School																																																																																																																																																																																																										
DONOHOO, Ryan																																																																																																																																																																																																										
<table><tr><th>SEASON</th><th>TEAM</th><th>GP-GS</th><th>MIN</th><th>AVG</th><th>FG-FGA</th><th>FG%</th><th>3FG-3FGA</th><th>3FG%</th><th>FT-FTA</th><th>FT%</th><th>OFF</th><th>DEF</th><th>TOT</th><th>AVG</th><th>PF</th><th>FO</th><th>A</th><th>TO</th><th>BLK</th><th>STL</th><th>PTS</th><th>AVG</th></tr><tr><td>2022-23</td><td>UNA</td><td>1-0</td><td>11(1.0)</td><td>0-0</td><td>0.00</td><td>0-0</td><td>0.00</td><td>0-0</td><td>0.00</td><td>0-0</td><td>0-0</td><td>0-0</td><td>0.0</td><td>0-0</td><td>0</td><td>0</td><td>0</td><td>0</td><td>0</td><td>0</td><td>0</td><td>0.0</td></tr><tr><td>2023-24</td><td>UAB</td><td>4-0</td><td>6(6.6)</td><td>0-1</td><td>0.00</td><td>0-0</td><td>0.00</td><td>0-0</td><td>0.00</td><td>0-0</td><td>0-0</td><td>0-0</td><td>0.0</td><td>0-0</td><td>0</td><td>0</td><td>0</td><td>0</td><td>0</td><td>0</td><td>0</td><td>0.0</td></tr><tr><td>2023-24</td><td>UAB</td><td>5-0</td><td>7(1.5)</td><td>0-0</td><td>0.00</td><td>0-0</td><td>0.00</td><td>0-0</td><td>0.00</td><td>0-0</td><td>0-0</td><td>0-0</td><td>0.0</td><td>0-0</td><td>0</td><td>0</td><td>0</td><td>0</td><td>0</td><td>0</td><td>0</td><td>0.0</td></tr><tr><td colspan="23">TOTAL</td></tr></table>																							SEASON	TEAM	GP-GS	MIN	AVG	FG-FGA	FG%	3FG-3FGA	3FG%	FT-FTA	FT%	OFF	DEF	TOT	AVG	PF	FO	A	TO	BLK	STL	PTS	AVG	2022-23	UNA	1-0	11(1.0)	0-0	0.00	0-0	0.00	0-0	0.00	0-0	0-0	0-0	0.0	0-0	0	0	0	0	0	0	0	0.0	2023-24	UAB	4-0	6(6.6)	0-1	0.00	0-0	0.00	0-0	0.00	0-0	0-0	0-0	0.0	0-0	0	0	0	0	0	0	0	0.0	2023-24	UAB	5-0	7(1.5)	0-0	0.00	0-0	0.00	0-0	0.00	0-0	0-0	0-0	0.0	0-0	0	0	0	0	0	0	0	0.0	TOTAL																																																																																							
SEASON	TEAM	GP-GS	MIN	AVG	FG-FGA	FG%	3FG-3FGA	3FG%	FT-FTA	FT%	OFF	DEF	TOT	AVG	PF	FO	A	TO	BLK	STL	PTS	AVG																																																																																																																																																																																				
2022-23	UNA	1-0	11(1.0)	0-0	0.00	0-0	0.00	0-0	0.00	0-0	0-0	0-0	0.0	0-0	0	0	0	0	0	0	0	0.0																																																																																																																																																																																				
2023-24	UAB	4-0	6(6.6)	0-1	0.00	0-0	0.00	0-0	0.00	0-0	0-0	0-0	0.0	0-0	0	0	0	0	0	0	0	0.0																																																																																																																																																																																				
2023-24	UAB	5-0	7(1.5)	0-0	0.00	0-0	0.00	0-0	0.00	0-0	0-0	0-0	0.0	0-0	0	0	0	0	0	0	0	0.0																																																																																																																																																																																				
TOTAL																																																																																																																																																																																																										

STARTING LINEUPS

DATE	OPPONENT	1	2	3	4	5	OUTCOME
Nov. 6	Bradley	Gaines	Toney	Vasquez	Lendeborg	Davis	L, 71-73



INDIVIDUAL GAME-BY-GAME LEADERS

DATE	OPPONENT	POINTS	REBOUNDS	ASSISTS	STEALS
Nov. 6	Bradley	J. Davis (20)*	J. Davis (15)*	Lendeborg & Gaines (2)*	J. Davis (4)*

*Denotes an individual team-high for the season



#0 Javian Davis

PTS: 20 (2x) last vs. Bradley (11/6/23)
 REB: 15 vs. Bradley (11/6/23)
 AST: 3 (2x) last vs. South Florida (11/21/22)
 STL: 4 vs. Bradley (11/6/23)
 BLK: 3 (2x) last vs. Arkansas (2/1/20)
 FGM: 8 vs. Bradley (11/6/23)
 3PM: 1 (5x) last vs. Richmond (3/25/21)
 FTM: 11 vs. South Carolina (2/29/20)
 MIN: 37 vs. Bradley (11/6/23)

#2 Daniel Ortiz

PTS: 32 vs. North Florida (1/28/23)
 REB: 11 vs. Austin Peay (2/9/23)
 AST: 6 at Virgin Islands (11/13/21)
 STL: 4 at Virgin Islands (11/13/21)
 BLK: 2 (3x) last vs. Queens (NC) (1/14/23)
 FGM: 12 vs. FGCU (3/1/22)
 3PM: 10 vs. North Florida (1/28/23)
 FTM: 7 vs. Central Arkansas (2/23/22)
 MIN: 40 (4x) last at Eastern Ky. (2/18/23)

#3 Yaxel Lendeborg

PTS: 3 vs. Bradley (11/6/23)
 REB: 5 vs. Bradley (11/6/23)
 AST: 2 vs. Bradley (11/6/23)
 STL: --
 BLK: 1 vs. Bradley (11/6/23)
 FGM: --
 3PM: --
 FTM: 3 vs. Bradley (11/6/23)
 MIN: 21 vs. Bradley (11/6/23)

#4 Eric Gaines

PTS: 22 at Louisiana Tech (1/14/23)
 REB: 8 at Rice (1/28/23)
 AST: 10 (2x) last vs. MTSU (2/11/23)
 STL: 5 (2x) last vs. Florida Atlantic (3/11/23)
 BLK: 3 (3x) last at UTSA (2/18/23)
 FGM: 7 (4x) last at WKU (2/25/23)
 3PM: 4 at Louisiana Tech (1/14/23)
 FTM: 10 vs. Florida Atlantic (2/2/23)
 MIN: 45 vs. UTEP (12/29/22)

#5 James White

PTS: 14 at Missouri (3/4/23)
 REB: 10 vs. South Carolina (3/8/23)
 AST: 3 (4x) last vs. LSU (2/25/23)
 STL: 1 (7x) last vs. Bradley (11/6/23)
 BLK: 1 (4x) last vs. Oklahoma State (1/28/23)
 FGM: 7 at Missouri (3/4/23)
 3PM: 2 at Auburn (2/22/23)
 FTM: 4 vs. Alcorn State (11/7/22)
 MIN: 32 at Missouri (3/4/23)

#10 Alejandro Vasquez

PTS: 20 vs. Rutgers (11/16/19)
 REB: 4 (4x) last vs. Bradley (11/6/23)
 AST: 4 vs. St. Joseph's (3/4/20)
 STL: 3 vs. Dayton (3/1/21)
 BLK: 1 (5x) last vs. George Wash. (2/26/21)
 FGM: 8 vs. Rutgers (11/16/19)
 3PM: 5 vs. George Washington (2/26/21)
 FTM: 6 (2x) last at VCU (2/12/21)
 MIN: 32 vs. Rutgers (11/16/19)

#11 KJ Satterfield

PTS: --
 REB: --
 AST: --
 STL: --
 BLK: --
 FGM: --
 3PM: --
 FTM: --
 MIN: --

#12 Tony Toney

PTS: 16 vs. Rhodes (11/26)
 REB: 6 vs. Rice (2/23)
 AST: 5 vs. Rhodes (11/26)
 STL: 3 vs. Rhodes (11/26)
 BLK: 1 (4x) last vs. Florida Atlantic (2/2)
 FGM: 6 vs. Rhodes (11/26)
 3PM: 2 vs. Louisiana Tech (1/26)
 FTM: 5 vs. Bradley (11/6/23)
 MIN: 29 vs. Bradley (11/6/23)

#13 Christian Coleman

PTS: 11 vs. Bradley (11/6/23)
 REB: 8 vs. Bradley (11/6/23)
 AST: 1 vs. Bradley (11/6/23)
 STL: 1 vs. Bradley (11/6/23)
 BLK: --
 FGM: 4 vs. Bradley (11/6/23)
 3PM: --
 FTM: 3 vs. Bradley (11/6/23)
 MIN: 29 vs. Bradley (11/6/23)

#21 Jon Coleman

PTS: --
 REB: 1 vs. Rhodes (11/26)
 AST: 1 vs. Rhodes (11/26)
 STL: --
 BLK: --
 FGM: --
 3PM: --
 FTM: --
 MIN: 3 vs. Rhodes (11/26)

#22 Barry Dunning Jr.

PTS: 4 vs. UConn (3/23/23)
 REB: 1 (3x) last vs. UConn (3/23/23)
 AST: 1 vs. San Jose State (12/3/22)
 STL: 1 vs. San Diego State (11/23/22)
 BLK: --
 FGM: 2 vs. UConn (3/23/23)
 3PM: --
 FTM: 1 vs. Bradley (12/17/22)
 MIN: 8 vs. North Dakota State (11/7/22)

#23 Seth Sigmon

PTS: 2 vs. Rhodes (11/26)
 REB: 2 vs. Rhodes (11/26)
 AST: --
 STL: --
 BLK: --
 FGM: --
 3PM: --
 FTM: --
 MIN: 8 vs. North Dakota State (11/7/22)

#24 Efrem "Butta" Johnson

PTS: 14 (2x) last vs. UTEP (12/29)
 REB: 8 vs. UTEP (12/29)
 AST: 4 vs. Rhodes (11/26)
 STL: 2 (3x) last vs. North Texas (1/21)
 BLK: --
 FGM: 6 vs. Rhodes (11/26)
 3PM: 2 (3x) last vs. Southern (12/18)
 FTM: 7 vs. UTEP (12/29)
 MIN: 33 vs. UTEP (12/29)

#25 Will Shaver

PTS: 2 vs. Alabama (11/27/22)
 REB: 1 vs. The Citadel (12/13/22)
 AST: 1 vs. The Citadel (12/13/22)
 STL: --
 BLK: --
 FGM: --
 3PM: --
 FTM: 2 vs. Alabama (11/27/22)
 MIN: 5 vs. The Citadel (12/13/22)

#30 Ryan Donohoo

PTS: --
 REB: 1 vs. Rhodes (11/26)
 AST: --
 STL: --
 BLK: --
 FGM: --
 3PM: --
 FTM: --
 MIN: 3 vs. Rhodes (11/26)



#0 Javian Davis

PTS: 20 (2x) last vs. Bradley (11/6/23)
 REB: 15 vs. Bradley (11/6/23)
 AST: 1 vs. Bradley (11/6/23)
 STL: 4 vs. Bradley (11/6/23)
 BLK: -
 FGM: 8 vs. Bradley (11/6/23)
 3PM: -
 FTM: 4 vs. Bradley (11/6/23)
 MIN: 37 vs. Bradley (11/6/23)

#2 Daniel Ortiz

PTS: 6 vs. Bradley (11/6/23)
 REB: -
 AST: -
 STL: -
 BLK: -
 FGM: 2 vs. Bradley (11/6/23)
 3PM: 2 vs. Bradley (11/6/23)
 FTM: -
 MIN: 13 vs. Bradley (11/6/23)

#3 Yaxel Lendeborg

PTS: 3 vs. Bradley (11/6/23)
 REB: 5 vs. Bradley (11/6/23)
 AST: 2 vs. Bradley (11/6/23)
 STL: -
 BLK: 1 vs. Bradley (11/6/23)
 FGM: -
 3PM: -
 FTM: 3 vs. Bradley (11/6/23)
 MIN: 21 vs. Bradley (11/6/23)

#4 Eric Gaines

PTS: 16 vs. Bradley (11/6/23)
 REB: 4 vs. Bradley (11/6/23)
 AST: 2 vs. Bradley (11/6/23)
 STL: 3 vs. Bradley (11/6/23)
 BLK: -
 FGM: 6 vs. Bradley (11/6/23)
 3PM: 1 vs. Bradley (11/6/23)
 FTM: 3 vs. Bradley (11/6/23)
 MIN: 38 vs. Bradley (11/6/23)

#5 James White

PTS: 2 vs. Bradley (11/6/23)
 REB: 1 vs. Bradley (11/6/23)
 AST: -
 STL: 1 vs. Bradley (11/6/23)
 BLK: -
 FGM: 1 vs. Bradley (11/6/23)
 3PM: -
 FTM: -
 MIN: 8 vs. Bradley (11/6/23)

#10 Alejandro Vasquez

PTS: 2 vs. Bradley (11/6/23)
 REB: 4 vs. Bradley (11/6/23)
 AST: -
 STL: -
 BLK: -
 FGM: 1 vs. Bradley (11/6/23)
 3PM: -
 FTM: -
 MIN: 17 vs. Bradley (11/6/23)

#11 KJ Satterfield

PTS: -
 REB: -
 AST: -
 STL: -
 BLK: -
 FGM: -
 3PM: -
 FTM: -
 MIN: -

#12 Tony Toney

PTS: 9 vs. Bradley (11/6/23)
 REB: 4 vs. Bradley (11/6/23)
 AST: -
 STL: 2 vs. Bradley (11/6/23)
 BLK: -
 FGM: 2 vs. Bradley (11/6/23)
 3PM: -
 FTM: 5 vs. Bradley (11/6/23)
 MIN: 29 vs. Bradley (11/6/23)

#13 Christian Coleman

PTS: 11 vs. Bradley (11/6/23)
 REB: 8 vs. Bradley (11/6/23)
 AST: 1 vs. Bradley (11/6/23)
 STL: 1 vs. Bradley (11/6/23)
 BLK: -
 FGM: 4 vs. Bradley (11/6/23)
 3PM: -
 FTM: 3 vs. Bradley (11/6/23)
 MIN: 29 vs. Bradley (11/6/23)

#21 Jon Coleman

PTS: -
 REB: -
 AST: -
 STL: -
 BLK: -
 FGM: -
 3PM: -
 FTM: -
 MIN: -

#22 Barry Dunning Jr.

PTS: -
 REB: 2 vs. Bradley (11/6/23)
 AST: -
 STL: -
 BLK: -
 FGM: -
 3PM: -
 FTM: -
 MIN: 3 vs. Bradley (11/6/23)

#23 Seth Sigmon

PTS: -
 REB: -
 AST: -
 STL: -
 BLK: -
 FGM: -
 3PM: -
 FTM: -
 MIN: -

#24 Efrem "Butta" Johnson

PTS: 2 vs. Bradley (11/6/23)
 REB: 1 vs. Bradley (11/6/23)
 AST: 1 vs. Bradley (11/6/23)
 STL: -
 BLK: -
 FGM: 1 vs. Bradley (11/6/23)
 3PM: -
 FTM: -
 MIN: 30 vs. Bradley (11/6/23)

#25 Will Shaver

PTS: -
 REB: -
 AST: -
 STL: -
 BLK: -
 FGM: -
 3PM: -
 FTM: -
 MIN: -

#30 Ryan Donohoo

PTS: -
 REB: -
 AST: -
 STL: -
 BLK: -
 FGM: -
 3PM: -
 FTM: -
 MIN: -



When UAB scores		When Opponent scores	
30-39	0-0	25-39	0-0
40-49	0-0	40-49	0-0
50-59	0-2	50-59	0-0
60-69	0-0	60-69	0-0
70-79	0-1	70-79	0-1
80-89	0-0	80-89	0-0
90+	0-0	90+	0-0

When UAB shoots		When Opponent shoots	
.200-.299	0-0	.150-.299	0-0
.300-.399	0-1	.300-.399	0-0
.400-.499	0-0	.400-.499	0-1
.500-.599	0-0	.500-.599	0-0
.600-.699	0-0	.600-.699	0-0
.700+	0-0	.700+	0-0

REBOUNDS

When UAB out-rebounds its opponent	0-1
When opponent out-rebounds UAB	0-0
When rebounds are equal	0-0

TURNOVERS

When UAB has more turnovers	0-0
When Opponent has more turnovers	0-1
When Turnovers are equal	0-0

LEADS

When UAB leads after the 1st half	0-0
When opponent leads after the 1st half	0-1
When tied after the 1st half	0-0
In Overtime	0-1

RECORD BY MONTH

Games in November	0-1
Games in December	0-0
Games in January	0-0
Games in February	0-0
Games in March	0-0

AGAINST CONFERENCES

MVC	0-1
-----	-----

THE LAST TIME UAB

Scored 100+ points at home	110 vs. Rhodes	11/26/22
Scored 100+ points on the road	102 at Fresno State	12/11/99
Scored 100+ points at a neutral site	102 vs. Middle Tennessee	3/11/22
Scored 100+ points and lost	N/A	--
Scored 110+ points	110 vs. Rhodes	11/26/22
Scored 50 points or less	44 at Charlotte	1/2/20
Scored 40 points or less	37 at UTEP	2/8/06
Scored 50 points or less and won	47-28 at SMU	2/15/12
Held opponent to 50 points or less	29 vs. Millsaps	12/12/21
Held opponent to 30 points or less	29 vs. Millsaps	12/12/21
Held opponent to 10 points or less in a half	9 vs. Millsaps (First Half)	12/12/21
Won an overtime game	88-86 vs. Utah Valley	3/28/23
Lost an overtime game	71-73 vs. Bradley	11/6/23
Won a double overtime game	93-91 at Charlotte	3/4/23
Lost a double overtime game	79-82 at North Texas	2/9/23
Played a triple overtime game	W. 102-98 vs. Middle Tennessee	3/11/22
Played a quadruple overtime game	L. 84-92 at Nebraska	12/22/79
Made 10+ 3-pointers	11 vs. Rice	3/9/23
Made 12+ 3-pointers	13 vs. Middle Tennessee	2/11/23
Made 15+ 3-pointers	15 vs. Southern Miss	2/2/09
Allowed 10+ 3-pointers	10 by Bradley	11/6/23
Allowed 15+ 3-pointers	15 by Middle Tennessee	2/5/22
Had 20+ rebound margin	23 vs. Southern	12/18/22
Had 25+ rebound margin	26 vs. Rust College	2/22/21
Had 50+ rebounds	50 vs. Rice	2/23/23
Had 60+ rebounds	62 vs. New Mexico	11/21/13
Had two players with 10+ rebounds	at Rice (Jemison & Buffen)	1/28/23
Had three players with 10+ rebounds	N/A	--
Had two players record a double-double	vs. MTSU (Gaines & T. Brewer)	2/11/23
Attempted 30+ free throws	32 vs. North Texas	3/10/23
Attempted 40+ free throws	43 vs. Alabama State	11/7/22
Attempted 50+ free throws	54 vs. Charlotte	2/25/91
Made 25+ free throws	25 vs. North Texas	3/10/23
Made 30+ free throws	34 vs. Alabama State	11/7/22
Made 35+ free throws	35 vs. Southern Miss	2/7/15
Shot 90% or better from FT line	91.7%, 11-12 vs. Georgia	11/22/22
Had 20+ assists	21 vs. Middle Tennessee	2/11/23
Had 25+ assists	27 vs. Rhodes	11/26/22
Had 30+ assists	31 vs. UTSA	1/7/16
Had 25+ turnovers	27 vs. Jackson State	11/23/14
Forced 20+ turnovers	24 vs. Southern Miss	3/14/23
Forced 25+ turnovers	25 vs. UTEP	12/29/22
Forced 30+ turnovers	31 vs. Millsaps	12/12/21
Forced more turnovers than allowed points	31 TO/29 PA vs. Millsaps	12/12/21
Had 15+ steals	15 vs. Presbyterian	11/16/22
Had 20+ steals	23 vs. Rhodes College	11/14/21
Blocked 5+ shots	6 vs. Morehead State	3/19/23
Blocked 10+ shots	10 vs. Presbyterian	11/16/22
Beat a ranked team	86-77 vs. No. 19 Florida Atlantic	2/2/23
Beat a ranked team on the road	67-55 at No. 17 Cincinnati	1/9/94
No opposing player in double figures	vs. Rhodes	11/26/22
All five starters in double figures	vs. Middle Tennessee	2/2/19
Five players score in double figures	at UTEP	2/16/23
No players score in double figures	N/A	--
Four players score 15+ points	vs. FIU	2/4/23
Had two players combine for 50+ points	at Charlotte (Walker (41) & Jemison (12))	3/4/23
Had two players combine for 60+ points	vs. Middle TN (Walker (40) & Ertel (26))	3/11/22
Overcame a 5 pt halftime deficit to win	6 at UTSA	2/18/23
Overcame a 10 pt halftime deficit to win	12 vs. Middle Tennessee	1/3/16
Overcame a 10+ pt deficit to win	11 at UTSA	2/18/23
Started the Season 7-0		2020-21
Started the Season with 14 wins in first 16 games		2020-21

#0 JAVIAN DAVIS R-Senior | Forward | 6-9 | 265 | Canton, Miss | Canton | Alabama/Mississippi State

**THE DAVIS FILE**

Hometown	Canton, Miss.
Birthday	Sept. 9, 1999
High School	Canton
Height	6-9
Weight	265
Major	Interdisciplinary Graduate Studies

DAVIS, Javian

				Field Goals		3-Point		F-Throws		Rebounds										Scoring	
SEASON	TEAM	GP-GS	MIN/AVG	FG-FGA	FG%	3FG-3FGA	3FG%	FT-FTA	FT%	OFF	DEF	TOT	AVG	PF-FO	A	TO	BLK	STL	PTS	AVG	
2019-20	Bama	31-14	494/15.9	60-101	.594	2-8	.250	64-104	.615	46	72	118	3.8	76-5	14	34	13	19	186	6.0	
2020-21	MSU	29-1	340/11.7	28-67	.418	3-19	.158	17-43	.395	34	62	96	3.3	58-1	15	29	5	10	76	2.6	
2021-22	MSU	32-1	374/11.7	35-77	.455	0-0	.000	42-66	.636	40	35	75	2.3	44-1	13	31	4	8	112	3.5	
2022-23	UAB	38-0	585/15.4	79-142	.556	0-1	.000	75-114	.658	59	93	152	4.0	86-0	27	34	9	9	233	6.1	
2023-24	UAB	1-1	37/36.7	8-9	.889	0-0	.000	4-6	.667	8	7	15	15.0	1-0	1	2	0	4	20	20.0	
TOTAL FOR UAB		39-1	621/15.9	87-151	.576	0-1	.000	79-120	.658	67	100	167	4.3	87-0	28	36	9	13	253	6.5	
TOTAL		131-17	1828/14.0	210-396	.530	5-28	.179	202-333	.607	187	269	456	3.5	265-7	70	130	31	50	627	4.8	

Single Game Highs

Statistic	Value	
Points	20	vs South Carolina 02/29/20, vs Bradley 11/06/23
Rebounds	15	vs Bradley 11/06/23
Assists	3	vs South Fla. 11/21/22, vs Rice 03/09/23
Steals	4	vs Bradley 11/06/23
Blocks	3	vs Arkansas 02/01/20, at Vanderbilt 01/22/20
FG Made	8	vs Bradley 11/06/23
FG Attempts	10	vs Fla. Atlantic 11/11/19
3FG Made	1	5 times
3FG Attempts	3	vs South Carolina 02/29/20, vs Clemson 11/25/20
FT Made	11	vs South Carolina 02/29/20
FT Attempts	15	vs South Carolina 02/29/20



#2 DANIEL ORTIZ Junior | Guard | 6-0 | 185 | Shreveport, La. | Calvary Baptist | North Alabama

**THE ORTIZ FILE**

Hometown	Shreveport, La.
Birthday	October 21, 2002
High School	Calvary Baptist
Height	6-0
Weight	185
Major	General Studies

ORTIZ, Daniel

				Field Goals		3-Point		F-Throws		Rebounds									Scoring	
SEASON	TEAM	GP-GS	MIN/AVG	FG-FGA	FG%	3FG-3FGA	3FG%	FT-FTA	FT%	OFF	DEF	TOT	AVG	PF-FO	A	TO	BLK	STL	PTS	AVG
2021-22	UNA	30-16	775/25.8	156-397	.393	61-178	.343	59-75	.787	13	81	94	3.1	34-0	39	42	7	33	432	14.4
2022-23	UNA	33-33	932/28.3	170-397	.428	105-257	.409	44-57	.772	11	113	124	3.8	44-0	32	52	6	35	489	14.8
2023-24	UAB	1-0	13/13.4	2-7	.286	2-5	.400	0-0	.000	0	0	0	0.0	0-0	0	2	0	0	6	6.0
TOTAL FOR UAB		1-0	13/13.4	2-7	.286	2-5	.400	0-0	.000	0	0	0	0.0	0-0	0	2	0	0	6	6.0
TOTAL		64-49	1720/26.9	328-801	.409	168-440	.382	103-132	.780	24	194	218	3.4	78-0	71	96	13	68	927	14.5

Single Game Highs

Statistic	Value	
Points	32	vs North Florida 01/28/23
Rebounds	11	vs Alabama St. 12/07/22, vs Austin Peay 02/09/23
Assists	6	at Virgin Islands 11/13/21
Steals	4	at Virgin Islands 11/13/21
Blocks	2	vs Oakwood 11/23/21, at Central Ark. 01/15/22, at Queens (NC) 01/14/23
FG Made	12	at Jacksonville St. 02/26/22, at FGCU 03/01/22
FG Attempts	28	vs Central Ark. 02/23/22
3FG Made	10	vs North Florida 01/28/23
3FG Attempts	14	vs Central Ark. 02/23/22, vs Central Ark. 01/21/23, vs North Florida 01/28/23
FT Made	7	vs Central Ark. 02/23/22
FT Attempts	7	5 times



#3 YAXEL LENDEBORG Junior | Forward | 6-9 | 235 | Pennsauken, N.J. | Pennsauken | Arizona Western

**THE LENDEBORG FILE**

Hometown	Pennsauken, N.J.
Birthday	September 30, 2002
High School	Pennsauken
Height	6-9
Weight	230
Major	General Studies

LENDEBORG, Yaxel

				Field Goals		3-Point		F-Throws		Rebounds									Scoring	
SEASON	TEAM	GP-GS	MIN/AVG	FG-FGA	FG%	3FG-3FGA	3FG%	FT-FTA	FT%	OFF	DEF	TOT	AVG	PF-FO	A	TO	BLK	STL	PTS	AVG
2023-24	UAB	1-1	21/21.1	0-6	.000	0-2	.000	3-8	.375	3	2	5	5.0	1-0	2	0	1	0	3	3.0
TOTAL		1-1	21/21.1	0-6	.000	0-2	.000	3-8	.375	3	2	5	5.0	1-0	2	0	1	0	3	3.0

Single Game Highs

Statistic	Value	
Points	3	vs Bradley 11/06/23
Rebounds	5	vs Bradley 11/06/23
Assists	2	vs Bradley 11/06/23
Blocks	1	vs Bradley 11/06/23
FG Attempts	6	vs Bradley 11/06/23
3FG Attempts	2	vs Bradley 11/06/23
FT Made	3	vs Bradley 11/06/23
FT Attempts	8	vs Bradley 11/06/23



#4 ERIC GAINES Junior | Guard | 6-2 | 160 | Lithonia, Ga. | Lithonia | LSU

**THE GAINES FILE**

Hometown	Lithonia, Ga.
Birthday	Jan. 19, 2001
High School	Lithonia
Height	6-2
Weight	160
Major	General Studies

GAINES, Eric

				Field Goals		3-Point		F-Throws		Rebounds										Scoring	
SEASON	TEAM	GP-GS	MIN/AVG	FG-FGA	FG%	3FG-3FGA	3FG%	FT-FTA	FT%	OFF	DEF	TOT	AVG	PF-FO	A	TO	BLK	STL	PTS	AVG	
2020-21	LSU	29-1	390/13.5	18-81	.222	5-29	.172	32-44	.727	11	31	42	1.4	48-0	35	36	6	30	73	2.5	
2021-22	LSU	34-8	912/26.8	95-243	.391	20-80	.250	96-121	.793	22	91	113	3.3	80-2	100	94	16	70	306	9.0	
2022-23	UAB	39-29	1136/29.1	148-376	.394	37-108	.343	115-145	.793	18	116	134	3.4	92-2	168	119	25	72	448	11.5	
2023-24	UAB	1-1	38/38.2	6-18	.333	1-6	.167	3-4	.750	1	3	4	4.0	3-0	2	4	0	3	16	16.0	
TOTAL FOR UAB		40-30	1174/29.3	154-394	.391	38-114	.333	118-149	.792	19	119	138	3.5	95-2	170	123	25	75	464	11.6	
TOTAL		103-39	2476/24.0	267-718	.372	63-223	.283	246-314	.783	52	241	293	2.8	223-4	305	253	47	175	843	8.2	

Single Game Highs

Statistic	Value	
Points	22	at Louisiana Tech 01/14/23
Rebounds	8	at Rice 01/28/23
Assists	10	vs Presbyterian 11/16/22, vs Middle Tenn. 02/11/23
Steals	5	vs Liberty 11/15/21, vs Fla. Atlantic 03/11/23
Blocks	3	vs Presbyterian 11/16/22, vs Western Ky. 01/11/23, at UTSA 02/18/23
FG Made	7	4 times
FG Attempts	18	vs Bradley 11/06/23
3FG Made	4	at Louisiana Tech 01/14/23
3FG Attempts	9	at Louisiana Tech 01/14/23
FT Made	10	vs Fla. Atlantic 02/02/23
FT Attempts	12	vs Texas A&M 01/26/22



#5 JAMES WHITE Junior | Guard | 6-5 | 190 | Conyers, Ga. | Heritage | Ole Miss

**THE WHITE FILE**

Hometown	Conyers, Ga.
High School	Heritage
Birthday	July 12, 2003
Height	6-5
Weight	190
Major	General Studies

WHITE, James

				Field Goals		3-Point		F-Throws		Rebounds									Scoring	
SEASON	TEAM	GP-GS	MIN/AVG	FG-FGA	FG%	3FG-3FGA	3FG%	FT-FTA	FT%	OFF	DEF	TOT	AVG	PF-FO	A	TO	BLK	STL	PTS	AVG
2021-22	OM	18-1	123/6.9	17-39	.436	2-9	.222	3-9	.333	1	14	15	0.8	13-0	4	5	1	1	39	2.2
2022-23	OM	29-7	399/13.8	51-131	.389	7-32	.219	6-15	.400	12	47	59	2.0	30-0	29	18	3	5	115	4.0
2023-24	UAB	1-0	8/8.4	1-3	.333	0-0	.000	0-0	.000	0	1	1	1.0	1-0	1	0	0	1	2	2.0
TOTAL FOR UAB		1-0	8/8.4	1-3	.333	0-0	.000	0-0	.000	0	1	1	1.0	1-0	1	0	0	1	2	2.0
TOTAL		48-8	531/11.1	69-173	.399	9-41	.220	9-24	.375	13	62	75	1.6	44-0	34	23	4	7	156	3.3

Single Game Highs

Statistic	Value	
Points	14	at Missouri 03/04/23
Rebounds	10	vs South Carolina 03/08/23
Assists	3	4 times
Steals	1	7 times
Blocks	1	4 times
FG Made	7	at Missouri 03/04/23
FG Attempts	13	vs Texas A&M 02/28/23
3FG Made	2	at Auburn 02/22/23
3FG Attempts	4	vs Texas A&M 02/28/23
FT Made	4	vs Alcorn 11/07/22
FT Attempts	4	vs Alcorn 11/07/22



#10 ALEJANDRO VASQUEZ Junior | Guard | 6-4 | 205 | Queens, N.Y. | The Patrick School (N.J.) | St. Bonaventure | Salt Lake CC

**THE VASQUEZ FILE**

Hometown	Queens, N.Y.
High School	The Patrick School (N.J.)
Birthday	October 21, 2000
Height	6-4
Weight	200
Major	General Studies

VASQUEZ, Alejandro

				Field Goals		3-Point		F-Throws		Rebounds									Scoring	
SEASON	TEAM	GP-GS	MIN/AVG	FG-FGA	FG%	3FG-3FGA	3FG%	FT-FTA	FT%	OFF	DEF	TOT	AVG	PF-FO	A	TO	BLK	STL	PTS	AVG
2019-20	SBU	31-7	503/16.2	69-165	.418	29-79	.367	29-39	.744	9	37	46	1.5	54-1	25	36	4	15	196	6.3
2020-21	SBU	21-1	282/13.4	26-92	.283	16-46	.348	24-31	.774	6	16	22	1.0	19-0	14	13	1	10	92	4.4
2023-24	UAB	1-1	17/16.6	1-8	.125	0-3	.000	0-0	.000	2	2	4	4.0	0-0	0	0	0	0	2	2.0
TOTAL FOR UAB		1-1	17/16.6	1-8	.125	0-3	.000	0-0	.000	2	2	4	4.0	0-0	0	0	0	0	2	2.0
TOTAL		53-9	801/15.1	96-265	.362	45-128	.352	53-70	.757	17	55	72	1.4	73-1	39	49	5	25	290	5.5

Single Game Highs

Statistic	Value	
Points	20	vs Rutgers 11/16/19
Rebounds	4	4 times
Assists	4	vs Saint Joseph's 03/04/20
Steals	3	vs Dayton 03/01/21
Blocks	1	5 times
FG Made	8	vs Rutgers 11/16/19
FG Attempts	12	vs Rutgers 11/16/19
3FG Made	5	vs George Washington 02/26/21
3FG Attempts	8	vs George Washington 02/26/21
FT Made	6	at VCU 01/18/20, at VCU 02/12/21
FT Attempts	8	vs Ohio 11/05/19



#11 KJ SATTERFIELD Freshman | Guard | 6-4 | 180 | Bronx, N.Y. | The Patrick School (N.J.)



THE SATTERFIELD FILE

Hometown	Bronx, N.Y.
Birthday	April 26, 2005
High School	The Patrick School (N.J.)
Height	6-4
Weight	180
Major	Philosophy



#12 TONY TONEY Junior | Guard | 6-2 | 195 | Huntsville, Ala. | Mae Jemison

**THE TONEY FILE**

Hometown Huntsville, Ala.

Birthday June 20, 2002

High School Mae Jemison

Height 6-2

Weight 190

Major Communication Studies

TONEY, Tony

				Field Goals		3-Point		F-Throws		Rebounds									Scoring	
SEASON	TEAM	GP-GS	MIN/AVG	FG-FGA	FG%	3FG-3FGA	3FG%	FT-FTA	FT%	OFF	DEF	TOT	AVG	PF-FO	A	TO	BLK	STL	PTS	AVG
2020-21	UAB	15-0	90/6.0	13-25	.520	3-7	.429	6-7	.857	2	13	15	1.0	7-0	5	3	0	5	35	2.3
2021-22	UAB	29-0	243/8.4	30-53	.566	9-17	.529	4-9	.444	6	22	28	1.0	17-0	14	7	4	14	73	2.5
2022-23	UAB	36-0	476/13.2	45-100	.450	7-27	.259	27-39	.692	20	53	73	2.0	29-0	21	13	7	19	124	3.4
2023-24	UAB	1-1	29/28.6	2-8	.250	0-1	.000	5-7	.714	1	3	4	4.0	3-0	0	2	0	2	9	9.0
TOTAL		81-1	837/10.3	90-186	.484	19-52	.365	42-62	.677	29	91	120	1.5	56-0	40	25	11	40	241	3.0

Single Game Highs

Statistic	Value	
Points	23	vs Rust 02/22/21
Rebounds	6	vs Millsaps 12/12/21, vs Rice 02/23/23
Assists	5	vs Rhodes 11/26/22
Steals	4	vs Rhodes 11/14/21
Blocks	1	11 times
FG Made	10	vs Rust 02/22/21
FG Attempts	14	vs Rust 02/22/21
3FG Made	2	4 times
3FG Attempts	4	vs Rhodes 11/14/21, vs Morehead St. 03/19/23
FT Made	5	vs Bradley 11/06/23
FT Attempts	7	vs Bradley 11/06/23



#13 CHRISTIAN COLEMAN Junior | Forward | 6-9 | 200 | Winnsboro, La. | Franklin Parish | South Plains College

**THE COLEMAN FILE**

Hometown	Winnsboro, La.
Birthday	August 28, 2000
High School	Franklin Parish
Prev. School	South Plains College
Height	6-9
Weight	200
Major	General Studies

COLEMAN, Christian

				Field Goals		3-Point		F-Throws		Rebounds				Scoring						
SEASON	TEAM	GP-GS	MIN/AVG	FG-FGA	FG%	3FG-3FGA	3FG%	FT-FTA	FT%	OFF	DEF	TOT	AVG	PF-FO	A	TO	BLK	STL	PTS	AVG
2023-24	UAB	1-0	29/29.1	4-9	.444	0-0	.000	3-4	.750	2	6	8	8.0	4-0	1	1	0	1	11	11.0
TOTAL		1-0	29/29.1	4-9	.444	0-0	.000	3-4	.750	2	6	8	8.0	4-0	1	1	0	1	11	11.0

Single Game Highs

Statistic	Value	
Points	11	vs Bradley 11/06/23
Rebounds	8	vs Bradley 11/06/23
Assists	1	vs Bradley 11/06/23
Steals	1	vs Bradley 11/06/23
FG Made	4	vs Bradley 11/06/23
FG Attempts	9	vs Bradley 11/06/23
FT Made	3	vs Bradley 11/06/23
FT Attempts	4	vs Bradley 11/06/23



#15 MARQUIS HARGROVE Junior | Guard | 6-3 | 180 | Sacramento, Calif. | Franklin | Arizona Western



THE HARGROVE FILE

Hometown	Sacramento, Calif.
Birthday	February 14, 2001
High School	Franklin
Prev. School	Arizona Western
Height	6-3
Weight	180



#21 JON COLEMAN Senior | Guard | 5-10 | 165 | Little Rock, Ark. | Hall

**THE COLEMAN FILE**

Hometown Little Rock, Ark.

Birthday April 18, 2001

High School Hall

Height 5-10

Weight 165

Major Masters of Communication Management

COLEMAN, Jon

				Field Goals		3-Point		F-Throws		Rebounds										Scoring	
SEASON	TEAM	GP-GS	MIN/AVG	FG-FGA	FG%	3FG-3FGA	3FG%	FT-FTA	FT%	OFF	DEF	TOT	AVG	PF	FO	A	TO	BLK	STL	PTS	AVG
2019-20	UAB	2-0	5/2.5	0-1	.000	0-0	.000	0-0	.000	0	0	0	0.0	0-0	0	0	0	0	0	0	0.0
2020-21	UAB	5-0	10/2.0	1-2	.500	0-0	.000	2-4	.500	0	2	2	0.4	1-0	1	3	0	0	0	4	0.8
2021-22	UAB	5-0	10/2.0	4-6	.667	2-3	.667	0-1	.000	0	0	0	0.0	0-0	1	0	0	0	0	10	2.0
2022-23	UAB	5-0	7/1.5	0-2	.000	0-1	.000	0-1	.000	0	1	1	0.2	1-0	1	1	0	0	0	0	0.0
TOTAL		17-0	33/1.9	5-11	.455	2-4	.500	2-6	.333	0	3	3	0.2	2-0	3	4	0	0	0	14	0.8

Single Game Highs

Statistic	Value	
Points	5	vs Millsaps 12/12/21
Rebounds	2	vs Rust 02/22/21
Assists	1	vs Rust 02/22/21, vs Millsaps 12/12/21, vs Rhodes 11/26/22
FG Made	2	vs Millsaps 12/12/21
FG Attempts	2	vs Millsaps 12/12/21, vs Mississippi Val. 12/22/21
3FG Made	1	vs Millsaps 12/12/21, vs Rice 02/17/22
3FG Attempts	1	4 times
FT Made	2	vs Rust 02/22/21
FT Attempts	2	vs Southern U. 12/16/20, vs Rust 02/22/21



#22 BARRY DUNNING JR. Sophomore | Guard/Forward | 6-6 | 190 | Mobile, Ala. | McGill-Toolen | Arkansas



THE DUNNING FILE

Hometown	Mobile, Ala.
Birthday	General Studies
High School	McGill-Toolen
Height	6-6
Weight	195
Major	October 26, 2003

DUNNING JR., Barry

				Field Goals		3-Point		F-Throws		Rebounds										Scoring	
SEASON	TEAM	GP-GS	MIN/AVG	FG-FGA	FG%	3FG-3FGA	3FG%	FT-FTA	FT%	OFF	DEF	TOT	AVG	PF-FO	A	TO	BLK	STL	PTS	AVG	
2022-23	Ark	16-1	50/3.1	2-8	.250	0-2	.000	1-2	.500	1	2	3	0.2	4-0	1	2	0	2	5	0.3	
2023-24	UAB	1-0	3/3.2	0-0	.000	0-0	.000	0-0	.000	1	1	2	2.0	0-0	0	0	0	0	0	0.0	
TOTAL FOR UAB		1-0	3/3.2	0-0	.000	0-0	.000	0-0	.000	1	1	2	2.0	0-0	0	0	0	0	0	0.0	
TOTAL		17-1	53/3.1	2-8	.250	0-2	.000	1-2	.500	2	3	5	0.3	4-0	1	2	0	2	5	0.3	

Single Game Highs

Statistic	Value	
Points	4	vs UConn 03/23/23
Rebounds	2	vs Bradley 11/06/23
Assists	1	vs San Jose St. 12/03/22
Steals	1	vs North Dakota St. 11/07/22, vs San Diego St. 11/23/22
FG Made	2	vs UConn 03/23/23
FG Attempts	3	vs UConn 03/23/23
3FG Attempts	1	vs South Dakota St. 11/16/22, at Auburn 01/07/23
FT Made	1	vs Bradley 12/17/22
FT Attempts	2	vs Bradley 12/17/22



#23 SETH SIGMON Senior | Forward | 6-3 | 205 | Houston, Texas | Huntsville (Ala.)



THE SIGMON FILE

Hometown	Houston, Texas
Birthday	Nov. 22, 2000
High School	Huntsville (Ala.)
Height	6-3
Weight	205
Major	Biomedical Sciences

SIGMON, Seth

				Field Goals		3-Point		F-Throws		Rebounds				Scoring						
SEASON	TEAM	GP-GS	MIN/AVG	FG-FGA	FG%	3FG-3FGA	3FG%	FT-FTA	FT%	OFF	DEF	TOT	AVG	PF-FO	A	TO	BLK	STL	PTS	AVG
2022-23	UAB	4-0	7/1.7	1-1	1.000	0-0	.000	0-0	.000	1	1	2	0.5	0-0	0	0	0	0	2	0.5
TOTAL		4-0	7/1.7	1-1	1.000	0-0	.000	0-0	.000	1	1	2	0.5	0-0	0	0	0	0	2	0.5

Single Game Highs

Statistic	Value	
Points	2	vs Rhodes 11/26/22
Rebounds	2	vs Rhodes 11/26/22
FG Made	1	vs Rhodes 11/26/22
FG Attempts	1	vs Rhodes 11/26/22



#24 EFREM "BUTTA" JOHNSON Sophomore | Guard | 6-4 | 180 | Huntsville, Ala. | Grissom

**THE JOHNSON FILE**

Nickname	"Butta"
Hometown	Huntsville, Ala.
Birthday	Jun. 25, 2003
High School	Grissom
Height	6-4
Weight	180

JOHNSON, Efrem

				Field Goals		3-Point		F-Throws		Rebounds										Scoring	
SEASON	TEAM	GP-GS	MIN/AVG	FG-FGA	FG%	3FG-3FGA	3FG%	FT-FTA	FT%	OFF	DEF	TOT	AVG	PF-FO	A	TO	BLK	STL		PTS	AVG
2022-23	UAB	29-0	375/12.9	33-79	.418	14-37	.378	22-26	.846	12	26	38	1.3	25-0	17	14	0	15		102	3.5
2023-24	UAB	1-0	30/29.8	1-6	.167	0-2	.000	0-0	.000	0	1	1	1.0	1-0	1	0	0	0		2	2.0
TOTAL		30-0	405/13.5	34-85	.400	14-39	.359	22-26	.846	12	27	39	1.3	26-0	18	14	0	15		104	3.5

Single Game Highs

Statistic	Value	
Points	14	vs Rhodes 11/26/22, vs UTEP 12/29/22
Rebounds	8	vs UTEP 12/29/22
Assists	4	vs Rhodes 11/26/22
Steals	2	vs Rhodes 11/26/22, vs UTSA 12/31/22, vs North Texas 01/21/23
FG Made	6	vs Rhodes 11/26/22
FG Attempts	9	vs Rhodes 11/26/22
3FG Made	2	vs Presbyterian 11/16/22, vs Rhodes 11/26/22, vs Southern U. 12/18/22
3FG Attempts	5	vs Southern U. 12/18/22
FT Made	7	vs UTEP 12/29/22
FT Attempts	10	vs UTEP 12/29/22



#25 WILL SHAVER R-Sophomore | Forward | 6-10 | 270 | Birmingham, Ala. | Oak Mountain | North Carolina

**THE SHAVER FILE**

Hometown	Birmingham, Alabama
Birthday	September 17, 2003
High School	Oak Mountain
Height	6-10
Weight	270
Major	General Studies

SHAVER, Will

				Field Goals		3-Point		F-Throws		Rebounds										Scoring	
SEASON	TEAM	GP-GS	MIN/AVG	FG-FGA	FG%	3FG-3FGA	3FG%	FT-FTA	FT%	OFF	DEF	TOT	AVG	PF-FO	A	TO	BLK	STL	PTS	AVG	
2022-23	UNC	3-0	6/2.2	0-1	.000	0-0	.000	2-2	1.000	0	1	1	0.3	2-0	1	0	0	0	2	0.7	
TOTAL FOR UAB		0-0	0/0.0	0-0	.000	0-0	.000	0-0	.000	0	0	0	0.0	0-0	0	0	0	0	0	0.0	
TOTAL		3-0	6/2.2	0-1	.000	0-0	.000	2-2	1.000	0	1	1	0.3	2-0	1	0	0	0	2	0.7	

Single Game Highs

Statistic	Value	
Points	2	vs Alabama 11/27/22
Rebounds	1	vs The Citadel 12/13/22
Assists	1	vs The Citadel 12/13/22
FG Attempts	1	vs The Citadel 12/13/22
FT Made	2	vs Alabama 11/27/22
FT Attempts	2	vs Alabama 11/27/22



#30 RYAN DONOHOO Junior | Guard | 6-0 | 180 | Birmingham, Ala. | Briarwood Christian School

**THE DONOHOO FILE**

Hometown	Birmingham, Alabama
Birthday	April 9, 2001
High School	Briarwood Christian School
Height	6-0
Weight	180
Major	Communication Studies

DONOHOO, Ryan

				Field Goals		3-Point		F-Throws		Rebounds										Scoring	
SEASON	TEAM	GP-GS	MIN/AVG	FG-FGA	FG%	3FG-3FGA	3FG%	FT-FTA	FT%	OFF	DEF	TOT	AVG	PF-FO	A	TO	BLK	STL	PTS	AVG	
2021-22	UAB	1-0	1/1.0	0-0	.000	0-0	.000	0-0	.000	0	0	0	0.0	0-0	1	0	0	0	0	0.0	
2022-23	UAB	4-0	6/1.6	0-3	.000	0-3	.000	0-0	.000	0	1	1	0.3	1-0	0	0	0	0	0	0.0	
TOTAL		5-0	7/1.5	0-3	.000	0-3	.000	0-0	.000	0	1	1	0.2	1-0	1	0	0	0	0	0.0	

Single Game Highs

Statistic	Value	
Rebounds	1	vs Rhodes 11/26/22
Assists	1	vs Rice 02/17/22
FG Attempts	3	vs Rhodes 11/26/22
3FG Attempts	3	vs Rhodes 11/26/22



Summary

Player	Season Statistics										Career Statistics									
	GP-GS	MIN/G	FG%	3FG%	FT%	R/G	A/G	STL	BLK	PTS/G	GP-GS	MIN/G	FG%	3FG%	FT%	R/G	A/G	STL	BLK	PTS/G
COLEMAN, Christian	1-0	29.1	.444	.000	.750	8.0	1.0	1	0	11.0	1-0	29.1	.444	.000	.750	8.0	1.0	1	0	11.0
DAVIS, Javian	1-1	36.7	.889	.000	.667	15.0	1.0	4	0	20.0	131-17	14.0	.530	.179	.607	3.5	0.5	50	31	4.8
DUNNING JR., Barry	1-0	3.2	.000	.000	.000	2.0	0.0	0	0	0.0	17-1	3.1	.250	.000	.500	0.3	0.1	2	0	0.3
GAINES, Eric	1-1	38.2	.333	.167	.750	4.0	2.0	3	0	16.0	103-39	24.0	.372	.283	.783	2.8	3.0	175	47	8.2
JOHNSON, Efrem	1-0	29.8	.167	.000	.000	1.0	1.0	0	0	2.0	30-0	13.5	.400	.359	.846	1.3	0.6	15	0	3.5
LENDEBORG, Yaxel	1-1	21.1	.000	.000	.375	5.0	2.0	0	1	3.0	1-1	21.1	.000	.000	.375	5.0	2.0	0	1	3.0
ORTIZ, Daniel	1-0	13.4	.286	.400	.000	0.0	0.0	0	0	6.0	64-49	26.9	.409	.382	.780	3.4	1.1	68	13	14.5
TONEY, Tony	1-1	28.6	.250	.000	.714	4.0	0.0	2	0	9.0	81-1	10.3	.484	.365	.677	1.5	0.5	40	11	3.0
VASQUEZ, Alejandro	1-1	16.6	.125	.000	.000	4.0	0.0	0	0	2.0	53-9	15.1	.362	.352	.757	1.4	0.7	25	5	5.5
WHITE, James	1-0	8.4	.333	.000	.000	1.0	1.0	1	0	2.0	48-8	11.1	.399	.220	.375	1.6	0.7	7	4	3.3

Scoring

Player	Season Statistics								Career Statistics							
	FG-FGA	FG%	3FG-3FGA	3FG%	FT-FTA	FT%	PTS	PTS/G	FG-FGA	FG%	3FG-3FGA	3FG%	FT-FTA	FT%	PTS	PTS/G
COLEMAN, Christian	4-9	.444	0-0	.000	3-4	.750	11	11.0	4-9	.444	0-0	.000	3-4	.750	11	11.0
DAVIS, Javian	8-9	.889	0-0	.000	4-6	.667	20	20.0	210-396	.530	5-28	.179	202-333	.607	627	4.8
DUNNING JR., Barry	0-0	.000	0-0	.000	0-0	.000	0	0.0	2-8	.250	0-2	.000	1-2	.500	5	0.3
GAINES, Eric	6-18	.333	1-6	.167	3-4	.750	16	16.0	267-718	.372	63-223	.283	246-314	.783	843	8.2
JOHNSON, Efrem	1-6	.167	0-2	.000	0-0	.000	2	2.0	34-85	.400	14-39	.359	22-26	.846	104	3.5
LENDEBORG, Yaxel	0-6	.000	0-2	.000	3-8	.375	3	3.0	0-6	.000	0-2	.000	3-8	.375	3	3.0
ORTIZ, Daniel	2-7	.286	2-5	.400	0-0	.000	6	6.0	328-801	.409	168-440	.382	103-132	.780	927	14.5
TONEY, Tony	2-8	.250	0-1	.000	5-7	.714	9	9.0	90-186	.484	19-52	.365	42-62	.677	241	3.0
VASQUEZ, Alejandro	1-8	.125	0-3	.000	0-0	.000	2	2.0	96-265	.362	45-128	.352	53-70	.757	290	5.5
WHITE, James	1-3	.333	0-0	.000	0-0	.000	2	2.0	69-173	.399	9-41	.220	9-24	.375	156	3.3

Totals

Player	Season Statistics								Career Statistics							
	O-REB	D-REB	TOTAL	PF	FO	A	TO	A/TO	O-REB	D-REB	TOTAL	PF	FO	A	TO	A/TO
COLEMAN, Christian	2	6	8	4	0	1	1	1.0	2	6	8	4	0	1	1	1.0
DAVIS, Javian	8	7	15	1	0	1	2	0.5	187	269	456	265	7	70	130	0.5
DUNNING JR., Barry	1	1	2	0	0	0	0	0.0	2	3	5	4	0	1	2	0.5
GAINES, Eric	1	3	4	3	0	2	4	0.5	52	241	293	223	4	305	253	1.2
JOHNSON, Efrem	0	1	1	1	0	1	0	0.0	12	27	39	26	0	18	14	1.3
LENDEBORG, Yaxel	3	2	5	1	0	2	0	0.0	3	2	5	1	0	2	0	0.0
ORTIZ, Daniel	0	0	0	0	0	0	2	0.0	24	194	218	78	0	71	96	0.7
TONEY, Tony	1	3	4	3	0	0	2	0.0	29	91	120	56	0	40	25	1.6
VASQUEZ, Alejandro	2	2	4	0	0	0	0	0.0	17	55	72	73	1	39	49	0.8
WHITE, James	0	1	1	1	0	1	0	0.0	13	62	75	44	0	34	23	1.5