



Officials: Ted Valentine, Justin Porterfield, JD Ralls

Winthrop - 56

Record: 0-1

| NO. | Name | Min | FG | 3P | FT | Rebounds | | | Fouls | | TP | AS | TO | ST | Blocks | | +/- |
|---------------|------------------|---------|-------|------|-------|----------|----|-----|-------|----|----|----|----|----|--------|----|-----|
| | | | M-A | M-A | M-A | OR | DR | TOT | PF | FD | | | | | BS | BA | |
| 12 | K.J. Doucet | F 27:39 | 3-10 | 2-7 | 4-4 | 0 | 3 | 3 | 1 | 3 | 12 | 0 | 3 | 0 | 0 | 0 | -22 |
| 33 | Chase Claxton | F 23:00 | 1-2 | 0-0 | 2-3 | 0 | 3 | 3 | 1 | 2 | 4 | 0 | 0 | 1 | 0 | 0 | -14 |
| 40 | Alex Timmerman | F 27:00 | 1-4 | 0-0 | 4-5 | 2 | 5 | 7 | 1 | 3 | 6 | 1 | 0 | 0 | 0 | 1 | -9 |
| 10 | Nick Johnson | G 22:07 | 1-7 | 0-1 | 0-0 | 0 | 1 | 1 | 2 | 1 | 2 | 0 | 2 | 2 | 0 | 2 | -14 |
| 11 | Kasen Harrison | G 32:46 | 5-10 | 2-2 | 3-4 | 0 | 4 | 4 | 3 | 4 | 15 | 2 | 2 | 0 | 0 | 1 | -18 |
| 0 | Sin'Cere McMahon | 28:32 | 2-8 | 1-7 | 2-2 | 0 | 2 | 2 | 3 | 1 | 7 | 1 | 3 | 1 | 0 | 1 | -16 |
| 4 | Kelton Talford | 22:51 | 3-5 | 0-0 | 0-0 | 0 | 2 | 2 | 2 | 2 | 6 | 1 | 4 | 0 | 0 | 0 | -10 |
| 2 | Xavier McKelvy | 14:22 | 2-6 | 0-1 | 0-0 | 2 | 3 | 5 | 0 | 1 | 4 | 1 | 0 | 1 | 0 | 1 | -6 |
| 5 | Yoro Diallo | 01:43 | 0-0 | 0-0 | 0-0 | 0 | 0 | 0 | 0 | 0 | 0 | 0 | 0 | 0 | 0 | 0 | -1 |
| Team | | | | | | 2 | 1 | 3 | | | 0 | | | | | | |
| Totals | | | 18-52 | 5-18 | 15-18 | 6 | 24 | 30 | 13 | 17 | 56 | 6 | 14 | 5 | 0 | 6 | -22 |

| Shooting By Period | | |
|---------------------|-------|-------|
| 1 st FG% | 7-20 | 35.0% |
| 3PT% | 3-9 | 33.3% |
| FT% | 7-10 | 70% |
| 2 nd FG% | 11-32 | 34.4% |
| 3PT% | 2-9 | 22.2% |
| FT% | 8-8 | 100% |
| GMFG% | 18-52 | 34.6% |
| 3PT% | 5-18 | 27.8% |
| FT% | 15-18 | 83.3% |

Dead Ball Rebounds: 1, 2

Technical Fouls: NONE

Clemson - 78

Record: 1-0

| NO. | Name | Min | FG | 3P | FT | Rebounds | | | Fouls | | TP | AS | TO | ST | Blocks | | +/- |
|---------------|-------------------|---------|-------|-------|-------|----------|----|-----|-------|----|----|----|----|----|--------|----|-----|
| | | | M-A | M-A | M-A | OR | DR | TOT | PF | FD | | | | | BS | BA | |
| 4 | Ian Schieffelin | F 23:08 | 5-8 | 2-3 | 4-4 | 3 | 4 | 7 | 3 | 2 | 16 | 0 | 1 | 1 | 1 | 0 | 6 |
| 21 | Chauncey Wiggins | F 16:38 | 1-5 | 0-2 | 0-0 | 1 | 5 | 6 | 2 | 1 | 2 | 1 | 3 | 0 | 1 | 0 | 8 |
| 24 | PJ Hall | F 20:27 | 8-15 | 2-6 | 2-2 | 3 | 2 | 5 | 3 | 2 | 20 | 2 | 2 | 1 | 1 | 0 | 19 |
| 1 | Chase Hunter | G 28:16 | 2-8 | 2-6 | 4-4 | 0 | 1 | 1 | 0 | 2 | 10 | 2 | 1 | 1 | 0 | 0 | 9 |
| 11 | Joseph Girard III | G 25:33 | 1-5 | 1-4 | 0-0 | 0 | 2 | 2 | 1 | 1 | 3 | 4 | 1 | 1 | 0 | 0 | 4 |
| 5 | Jack Clark | 15:28 | 2-5 | 2-4 | 0-0 | 1 | 4 | 5 | 1 | 0 | 6 | 2 | 0 | 1 | 1 | 0 | 11 |
| 10 | RJ Godfrey | 18:57 | 5-10 | 1-1 | 1-2 | 1 | 4 | 5 | 3 | 1 | 12 | 1 | 0 | 1 | 1 | 0 | 11 |
| 2 | Dillon Hunter | 12:09 | 0-1 | 0-1 | 0-0 | 0 | 4 | 4 | 1 | 1 | 0 | 3 | 1 | 0 | 0 | 0 | 13 |
| 12 | Alex Hemenway | 20:33 | 3-4 | 3-4 | 0-0 | 0 | 0 | 0 | 1 | 2 | 9 | 3 | 1 | 0 | 1 | 0 | 19 |
| 33 | Bas Leyte | 14:20 | 0-0 | 0-0 | 0-0 | 0 | 3 | 3 | 2 | 1 | 0 | 2 | 0 | 1 | 0 | 0 | 11 |
| 0 | Josh Beadle | 04:31 | 0-1 | 0-1 | 0-0 | 0 | 0 | 0 | 0 | 0 | 0 | 1 | 0 | 0 | 0 | 0 | -1 |
| Team | | | | | | 1 | 0 | 1 | | | 0 | | | | | | |
| Totals | | | 27-62 | 13-32 | 11-12 | 10 | 29 | 39 | 17 | 13 | 78 | 21 | 10 | 7 | 6 | 0 | 22 |

| Shooting By Period | | |
|---------------------|-------|-------|
| 1 st FG% | 11-30 | 36.7% |
| 3PT% | 5-14 | 35.7% |
| FT% | 6-6 | 100% |
| 2 nd FG% | 16-32 | 50.0% |
| 3PT% | 8-18 | 44.4% |
| FT% | 5-6 | 83.3% |
| GMFG% | 27-62 | 43.5% |
| 3PT% | 13-32 | 40.6% |
| FT% | 11-12 | 91.7% |

Dead Ball Rebounds: 0, 1

Technical Fouls: NONE

| | WN | CU |
|------------------|---------------------------|---------------------------|
| Biggest lead | 0 (1 st 20:00) | 24 (2 nd 5:18) |
| Best Scoring Run | 7 (2 nd 12:55) | 8 (2 nd 18:53) |
| Lead Changes | 0 | |
| Times Tied | 0 | |
| Time with Lead | 00:00 | 38:46 |

| | WN | CU |
|---------------|----|----|
| Points from | | |
| Turnovers | 8 | 11 |
| Paint | 26 | 26 |
| Second Chance | 7 | 6 |
| Fast Breaks | 0 | 9 |
| Bench | 17 | 27 |

| | Period by Period Scoring | | |
|----|--------------------------|-----|-----|
| | 1st | 2nd | TOT |
| WN | 24 | 32 | 56 |
| CU | 33 | 45 | 78 |



Period 1

Period Starters:

| | | | | | |
|------------|--------------|-----------------|-----------------|--------------|----------------|
| CU | 1 Hunter C | 4 Schieffelin I | 11 Girard III J | 21 Wiggins C | 24 Hall P |
| WIN | 10 Johnson N | 11 Harrison K | 12 Doucet K | 33 Claxton C | 40 Timmerman A |

| Game Time | CU | Score | Diff | WIN |
|-----------|--|------------|----------|---|
| 20:00 | 24 HALL P jumpball won | | | 33 CLAXTON C jumpball lost |
| 19:50 | 21 WIGGINS C 2pt FG outside the paint, jump shot missed | | | |
| 19:48 | 4 SCHIEFFELIN I offensive rebound (1) | | | |
| 19:47 | 4 SCHIEFFELIN I 2pt FG second chance in the paint, layup missed | | | |
| 19:45 | | | | 10 JOHNSON N defensive rebound (1) |
| 19:41 | 4 SCHIEFFELIN I steal (1) | | | 10 JOHNSON N turnover lost ball (1) |
| 19:30 | 24 HALL P 3pt FG from turnover, jump shot missed | | | |
| 19:26 | 4 SCHIEFFELIN I offensive rebound (2) | | | |
| 19:25 | 24 HALL P 3pt FG from turnover second chance, jump shot missed | | | |
| 19:19 | | | | 12 DOUCET K defensive rebound (1) |
| 18:56 | | | | 11 HARRISON K 2pt FG outside the paint, jump shot missed |
| 18:54 | 21 WIGGINS C defensive rebound (1) | | | |
| 18:46 | 24 HALL P 3pt FG, jump shot made (3) | 3-0 | 3 | |
| 18:46 | 11 GIRARD III J assist (1) | | | |
| 18:12 | | | | 10 JOHNSON N 2pt FG outside the paint, jump shot missed |
| 18:10 | 21 WIGGINS C defensive rebound (2) | | | |
| 17:56 | 21 WIGGINS C turnover bad pass (1) | | | |
| 17:30 | 1 HUNTER C steal (1) | | | 4 TALFORD K turnover bad pass (1) |
| 17:25 | 1 HUNTER C foul drawn (1) | | | 10 JOHNSON N foul shooting (1 - 1) |
| 17:25 | 1 HUNTER C free throw fast break 1 - 2 made (1) | 4-0 | 4 | |
| 17:25 | 1 HUNTER C free throw fast break 2 - 2 made (2) | 5-0 | 5 | |
| 17:11 | | | | 12 DOUCET K turnover bad pass (1) |
| 16:54 | 11 GIRARD III J foul drawn (1) | | | 11 HARRISON K foul personal (1 - 2) |
| 16:41 | 24 HALL P 2pt FG from turnover outside the paint, jump shot made (5) | 7-0 | 7 | |
| 16:27 | 11 GIRARD III J foul personal (1 - 1) | | | 11 HARRISON K foul drawn (1) |
| 16:22 | 5 CLARK J steal (1) | | | 4 TALFORD K turnover bad pass (2) |
| 16:14 | 24 HALL P foul offensive (1 - 2) | | | 10 JOHNSON N foul drawn (1) |
| 16:14 | 24 HALL P turnover offensive (1) | | | |
| 15:50 | | | | 10 JOHNSON N 2pt FG from turnover in the paint, layup blocked |
| 15:50 | 5 CLARK J block (1) | | | |
| 15:46 | 10 GODFREY R defensive rebound (1) | | | |
| 15:43 | 11 GIRARD III J turnover bad pass (1) | | | 10 JOHNSON N steal (1) |
| 15:40 | | | | 10 JOHNSON N 2pt FG from turnover in the paint, layup missed |
| 15:36 | | | | 2 MCKELVY X offensive rebound (1) |
| 15:36 | | 7-2 | 5 | 2 MCKELVY X 2pt FG from turnover second chance in the paint, layup made (2) |
| 15:23 | 11 GIRARD III J 3pt FG, jump shot missed | | | |
| 15:20 | | | | 0 MCMAHON S defensive rebound (1) |
| 15:07 | | 7-4 | 3 | 2 MCKELVY X 2pt FG in the paint, layup made (4) |

**Winthrop at Clemson**11/06/23 Littlejohn Coliseum, Clemson
2023-24 Clemson Men's Basketball

Game Time: 7:00 PM

Game Duration: 1:58

Attendance: 6,361

Officials: Ted Valentine, Justin Porterfield, JD Ralls

| Game Time | CU | Score | Diff | WIN |
|-----------|--|-------------|-----------|--|
| 14:47 | 10 GODFREY R 2pt FG in the paint, layup missed | | | |
| 14:45 | | | | 12 DOUCET K defensive rebound (2) |
| 14:44 | | | | 12 DOUCET K turnover bad pass (2) |
| 14:44 | Timeout media | | | |
| 14:34 | 12 HEMENWAY A foul drawn (1) | | | 12 DOUCET K foul personal (1 - 3) |
| 14:18 | 4 SCHIEFFELIN I 3pt FG from turnover, jump shot made (3) | 10-4 | 6 | |
| 14:18 | 2 HUNTER D assist (1) | | | |
| 14:00 | | | | 12 DOUCET K turnover travel (3) |
| 13:49 | 12 HEMENWAY A foul drawn (2) | | | 0 MCMAHON S foul personal (1 - 4) |
| 13:40 | 4 SCHIEFFELIN I foul offensive (1 - 3) | | | 12 DOUCET K foul drawn (1) |
| 13:40 | 4 SCHIEFFELIN I turnover offensive (1) | | | |
| 13:14 | | 10-6 | 4 | 33 CLAXTON C 2pt FG from turnover in the paint, layup made (2) |
| 13:14 | | | | 0 MCMAHON S assist (1) |
| 13:14 | 21 WIGGINS C foul shooting (1 - 4) | | | 33 CLAXTON C foul drawn (1) |
| 13:14 | | | | 33 CLAXTON C free throw 1 - 1 missed |
| 13:13 | 10 GODFREY R defensive rebound (2) | | | |
| 12:53 | 21 WIGGINS C 3pt FG , jump shot missed | | | |
| 12:50 | | | | 11 HARRISON K defensive rebound (1) |
| 12:41 | | | | 12 DOUCET K 3pt FG , jump shot missed |
| 12:38 | 21 WIGGINS C defensive rebound (3) | | | |
| 12:31 | 12 HEMENWAY A 3pt FG fast break, jump shot made (3) | 13-6 | 7 | |
| 12:31 | 21 WIGGINS C assist (1) | | | |
| 12:18 | | | | 11 HARRISON K 2pt FG in the paint, layup missed |
| 12:16 | 33 LEYTE B defensive rebound (1) | | | |
| 12:11 | 2 HUNTER D turnover travel (1) | | | |
| 11:52 | | | | 12 DOUCET K 3pt FG from turnover, pull up jump shot missed |
| 11:49 | 33 LEYTE B defensive rebound (2) | | | |
| 11:40 | 10 GODFREY R 2pt FG in the paint, layup missed | | | |
| 11:37 | 10 GODFREY R offensive rebound (3) | | | |
| 11:37 | 10 GODFREY R 2pt FG second chance in the paint, layup made (2) | 15-6 | 9 | |
| 11:10 | | | | 11 HARRISON K 2pt FG in the paint, layup missed |
| 11:08 | 33 LEYTE B defensive rebound (3) | | | |
| 11:03 | 12 HEMENWAY A 3pt FG , jump shot missed | | | |
| 11:02 | | | | defensive rebound (7) |
| 11:02 | Timeout media | | | |
| 10:31 | 24 HALL P steal (1) | | | 0 MCMAHON S turnover lost ball (1) |
| 10:24 | 10 GODFREY R 2pt FG from turnover in the paint, dunk, made (4) | 17-6 | 11 | |
| 10:24 | 24 HALL P assist (1) | | | |
| 10:08 | | | | 0 MCMAHON S 3pt FG , jump shot missed |
| 10:06 | 24 HALL P defensive rebound (1) | | | |
| 09:40 | 10 GODFREY R 2pt FG in the paint, layup missed | | | |
| 09:39 | | | | 2 MCKELVY X defensive rebound (2) |
| 09:39 | 10 GODFREY R foul personal (1 - 5) | | | 2 MCKELVY X foul drawn (1) |
| 09:19 | 2 HUNTER D foul shooting (1 - 6) | | | 11 HARRISON K foul drawn (2) |
| 09:19 | | 17-7 | 10 | 11 HARRISON K free throw 1 - 2 made (1) |
| 09:19 | | | | 11 HARRISON K free throw 2 - 2 missed |

**Winthrop at Clemson**11/06/23 Littlejohn Coliseum, Clemson
2023-24 Clemson Men's Basketball

Game Time: 7:00 PM

Game Duration: 1:58

Attendance: 6,361

Officials: Ted Valentine, Justin Porterfield, JD Ralls

| Game Time | CU | Score | Diff | WIN |
|-----------|---|-------|------|---|
| 09:17 | 24 HALL P defensive rebound (2) | | | |
| 08:57 | 24 HALL P 2pt FG in the paint, layup missed | | | |
| 08:54 | 21 WGGINS C offensive rebound (4) | | | |
| 08:54 | 21 WGGINS C 2pt FG second chance in the paint, layup made (2) | 19-7 | 12 | |
| 08:38 | | | | 2 MCKELVY X 3pt FG , jump shot missed |
| 08:36 | 21 WGGINS C defensive rebound (5) | | | |
| 08:32 | 21 WGGINS C turnover bad pass (2) | | | 0 MCMAHON S steal (1) |
| 08:29 | 11 GIRARD III J steal (1) | | | 0 MCMAHON S turnover bad pass (2) |
| 08:19 | 24 HALL P 3pt FG from turnover, jump shot missed | | | |
| 08:17 | | | | 33 CLAXTON C defensive rebound (1) |
| 07:49 | | 19-10 | 9 | 0 MCMAHON S 3pt FG , jump shot made (3) |
| 07:49 | | | | 2 MCKELVY X assist (1) |
| 07:33 | 24 HALL P 2pt FG in the paint, jump shot made (7) | 21-10 | 11 | |
| 07:33 | 0 BEADLE J assist (1) | | | |
| 07:04 | | 21-13 | 8 | 11 HARRISON K 3pt FG , jump shot made (4) |
| 06:51 | 11 GIRARD III J 3pt FG , jump shot missed | | | |
| 06:50 | 24 HALL P offensive rebound (3) | | | |
| 06:47 | 0 BEADLE J 3pt FG second chance, jump shot missed | | | |
| 06:45 | | | | 2 MCKELVY X defensive rebound (3) |
| 06:31 | 24 HALL P foul drawn (1) | | | 4 TALFORD K foul offensive (1 - 5) |
| 06:31 | | | | 4 TALFORD K turnover offensive (3) |
| 06:31 | Timeout media | | | |
| 06:06 | 4 SCHIEFFELIN I 3pt FG from turnover, jump shot missed | | | |
| 06:04 | | | | 33 CLAXTON C defensive rebound (2) |
| 05:39 | 24 HALL P foul shooting (2 - 7) | | | 33 CLAXTON C foul drawn (2) |
| 05:39 | | 21-14 | 7 | 33 CLAXTON C free throw 1 - 2 made (3) |
| 05:39 | | 21-15 | 6 | 33 CLAXTON C free throw 2 - 2 made (4) |
| 05:21 | 4 SCHIEFFELIN I foul drawn (1) | | | 33 CLAXTON C foul shooting (1 - 6) |
| 05:21 | 4 SCHIEFFELIN I free throw 1 - 2 made (4) | 22-15 | 7 | |
| 05:21 | 4 SCHIEFFELIN I free throw 2 - 2 made (5) | 23-15 | 8 | |
| 05:02 | | | | 11 HARRISON K turnover bad pass (1) |
| 04:43 | 4 SCHIEFFELIN I 2pt FG from turnover in the paint, jump shot missed | | | |
| 04:43 | | | | 40 TIMMERMAN A defensive rebound (1) |
| 04:43 | 10 GODFREY R foul personal (2 - 8) | | | 40 TIMMERMAN A foul drawn (1) |
| 04:43 | | 23-16 | 7 | 40 TIMMERMAN A 1&1 free throw 1 made (1) |
| 04:43 | | 23-17 | 6 | 40 TIMMERMAN A 1&1 free throw 2 made (2) |
| 04:30 | 1 HUNTER C 2pt FG in the paint, jump shot missed | | | |
| 04:29 | | | | defensive dead ball rebound (1) |
| 04:29 | 33 LEYTE B foul loose ball (1 - 9) | | | 40 TIMMERMAN A foul drawn (2) |
| 04:29 | | | | 40 TIMMERMAN A 1&1 free throw 1 missed |
| 04:29 | 4 SCHIEFFELIN I defensive rebound (3) | | | |
| 04:21 | 1 HUNTER C 2pt FG in the paint, layup missed | | | |
| 04:21 | offensive rebound (18) | | | |
| 04:05 | 1 HUNTER C turnover bad pass (1) | | | |
| 03:42 | | 23-19 | 4 | 11 HARRISON K 2pt FG from turnover in the paint, layup made (6) |
| 03:42 | | | | 4 TALFORD K assist (1) |
| 03:16 | 11 GIRARD III J 3pt FG , jump shot made (3) | 26-19 | 7 | |



Winthrop at Clemson

11/06/23 Littlejohn Coliseum, Clemson
2023-24 Clemson Men's Basketball

Game Time: 7:00 PM

Game Duration: 1:58

Attendance: 6,361

Officials: Ted Valentine, Justin Porterfield, JD Ralls

| Game Time | CU | Score | Diff | WIN |
|----------------------|--|--------------|----------|--|
| 03:00 | | | | 0 MCMAHON S 3pt FG , jump shot missed |
| 03:00 | 4 SCHIEFFELIN I defensive rebound (4) | | | |
| 03:00 | 4 SCHIEFFELIN I foul drawn (2) | | | 40 TIMMERMAN A foul personal (1 - 7) |
| 02:59 | Timeout media | | | |
| 02:59 | 4 SCHIEFFELIN I 1&1 free throw 1 made (6) | 27-19 | 8 | |
| 02:59 | 4 SCHIEFFELIN I 1&1 free throw 2 made (7) | 28-19 | 9 | |
| 02:47 | 12 HEMENWAY A foul personal (1 - 10) | | | 12 DOUCET K foul drawn (2) |
| 02:47 | | 28-20 | 8 | 12 DOUCET K free throw 1 - 2 made (1) |
| 02:47 | | 28-21 | 7 | 12 DOUCET K free throw 2 - 2 made (2) |
| 02:39 | 4 SCHIEFFELIN I 2pt FG in the paint, dunk, made (9) | 30-21 | 9 | |
| 02:39 | 12 HEMENWAY A assist (1) | | | |
| 02:11 | | | | 4 TALFORD K turnover travel (4) |
| 01:38 | 11 GIRARD III J 2pt FG from turnover outside the paint, jump shot missed | | | |
| 01:36 | | | | 40 TIMMERMAN A defensive rebound (2) |
| 01:16 | | 30-24 | 6 | 11 HARRISON K 3pt FG , step back jump shot made (9) |
| 01:04 | 1 HUNTER C 3pt FG , jump shot made (5) | 33-24 | 9 | |
| 01:04 | 12 HEMENWAY A assist (2) | | | |
| 00:51 | | | | Timeout 30 Sec |
| 00:30 | | | | 10 JOHNSON N 3pt FG , jump shot missed |
| 00:28 | 2 HUNTER D defensive rebound (1) | | | |
| 00:27 | Timeout 30 Sec | | | |
| 00:02 | 24 HALL P turnover bad pass (2) | | | 10 JOHNSON N steal (2) |
| 00:00 | | | | 33 CLAXTON C 2pt FG from turnover in the paint, dunk, missed |
| 00:00 | | | | offensive dead ball rebound (2) |
| END OF PERIOD | | | | |
| CU 33-24 WIN | | | | |



Officials: Ted Valentine, Justin Porterfield, JD Ralls

Winthrop - 24

| NO. | Name | Min | FG | | 3P | FT | | Rebounds | | | Fouls | | TP | AS | TO | ST | Blocks | | +/- |
|---------------|------------------|---------|------|-----|------|----|----|----------|----|----|-------|----|----|----|----|----|--------|-----|-----|
| | | | M-A | M-A | M-A | OR | DR | TOT | PF | FD | BS | BA | | | | | | | |
| 12 | K.J. Doucet | F 10:53 | 0-2 | 0-2 | 2-2 | 0 | 2 | 2 | 1 | 2 | 2 | 0 | 3 | 0 | 0 | 0 | 0 | 0 | -7 |
| 33 | Chase Claxton | F 12:35 | 1-2 | 0-0 | 2-3 | 0 | 2 | 2 | 1 | 2 | 4 | 0 | 0 | 0 | 0 | 0 | 0 | -5 | |
| 40 | Alex Timmerman | F 11:52 | 0-0 | 0-0 | 2-3 | 0 | 2 | 2 | 1 | 2 | 2 | 0 | 0 | 0 | 0 | 0 | 0 | -10 | |
| 10 | Nick Johnson | G 11:27 | 0-4 | 0-1 | 0-0 | 0 | 1 | 1 | 1 | 1 | 0 | 0 | 1 | 2 | 0 | 1 | -4 | | |
| 11 | Kasen Harrison | G 15:13 | 3-6 | 2-2 | 1-2 | 0 | 1 | 1 | 1 | 2 | 9 | 0 | 1 | 0 | 0 | 0 | -8 | | |
| 0 | Sin'Cere McMahon | 14:52 | 1-3 | 1-3 | 0-0 | 0 | 1 | 1 | 1 | 0 | 3 | 1 | 2 | 1 | 0 | 0 | -4 | | |
| 4 | Kelton Talford | 10:40 | 0-0 | 0-0 | 0-0 | 0 | 0 | 0 | 1 | 0 | 0 | 1 | 4 | 0 | 0 | 0 | -2 | | |
| 2 | Xavier McKelvy | 10:45 | 2-3 | 0-1 | 0-0 | 1 | 2 | 3 | 0 | 1 | 4 | 1 | 0 | 0 | 0 | 0 | -4 | | |
| 5 | Yoro Diallo | 01:43 | 0-0 | 0-0 | 0-0 | 0 | 0 | 0 | 0 | 0 | 0 | 0 | 0 | 0 | 0 | 0 | -1 | | |
| Team | | | | | | | | 0 | 1 | 1 | | 0 | | 0 | | | | | |
| Totals | | | 7-20 | 3-9 | 7-10 | 1 | 12 | 13 | 7 | 10 | 24 | 3 | 11 | 3 | 0 | 1 | -9 | | |

| Shooting By Period | | |
|--------------------|------|-------|
| 1st FG% | 7-20 | 35.0% |
| 3PT% | 3-9 | 33.3% |
| FT% | 7-10 | 70% |
| GMFG% | 7-20 | 35.0% |
| 3PT% | 3-9 | 33.3% |
| FT% | 7-10 | 70.0% |

Dead Ball Rebounds: 1, 1

Technical Fouls: NONE

Clemson - 33

| NO. | Name | Min | FG | | 3P | FT | | Rebounds | | | Fouls | | TP | AS | TO | ST | Blocks | | +/- |
|---------------|-------------------|---------|-------|------|-----|----|----|----------|----|----|-------|----|----|----|----|----|--------|--|-----|
| | | | M-A | M-A | M-A | OR | DR | TOT | PF | FD | BS | BA | | | | | | | |
| 4 | Ian Schieffelin | F 12:51 | 2-5 | 1-2 | 4-4 | 2 | 2 | 4 | 1 | 2 | 9 | 0 | 1 | 1 | 0 | 0 | 7 | | |
| 21 | Chauncey Wiggins | F 09:25 | 1-3 | 0-1 | 0-0 | 1 | 4 | 5 | 1 | 0 | 2 | 1 | 2 | 0 | 0 | 0 | 7 | | |
| 24 | PJ Hall | F 09:36 | 3-7 | 1-4 | 0-0 | 1 | 2 | 3 | 2 | 1 | 7 | 1 | 2 | 1 | 0 | 0 | 5 | | |
| 1 | Chase Hunter | G 14:35 | 1-3 | 1-1 | 2-2 | 0 | 0 | 0 | 0 | 1 | 5 | 0 | 1 | 1 | 0 | 0 | 2 | | |
| 11 | Joseph Girard III | G 14:10 | 1-4 | 1-3 | 0-0 | 0 | 0 | 0 | 1 | 1 | 3 | 1 | 1 | 1 | 0 | 0 | 2 | | |
| 5 | Jack Clark | 02:41 | 0-0 | 0-0 | 0-0 | 0 | 0 | 0 | 0 | 0 | 0 | 0 | 0 | 1 | 1 | 0 | -1 | | |
| 10 | RJ Godfrey | 07:31 | 2-5 | 0-0 | 0-0 | 1 | 2 | 3 | 2 | 0 | 4 | 0 | 0 | 0 | 0 | 0 | 3 | | |
| 2 | Dillon Hunter | 05:50 | 0-0 | 0-0 | 0-0 | 0 | 1 | 1 | 1 | 0 | 0 | 1 | 1 | 0 | 0 | 0 | 7 | | |
| 12 | Alex Hemenway | 11:56 | 1-2 | 1-2 | 0-0 | 0 | 0 | 0 | 1 | 2 | 3 | 2 | 0 | 0 | 0 | 0 | 8 | | |
| 33 | Bas Leyte | 06:54 | 0-0 | 0-0 | 0-0 | 0 | 3 | 3 | 1 | 0 | 0 | 0 | 0 | 0 | 0 | 0 | 6 | | |
| 0 | Josh Beadle | 04:31 | 0-1 | 0-1 | 0-0 | 0 | 0 | 0 | 0 | 0 | 0 | 1 | 0 | 0 | 0 | 0 | -1 | | |
| Team | | | | | | | | 1 | 0 | 1 | | 0 | | 0 | | | | | |
| Totals | | | 11-30 | 5-14 | 6-6 | 6 | 14 | 20 | 10 | 7 | 33 | 7 | 8 | 5 | 1 | 0 | 9 | | |

| Shooting By Period | | |
|--------------------|-------|--------|
| 1st FG% | 11-30 | 36.7% |
| 3PT% | 5-14 | 35.7% |
| FT% | 6-6 | 100% |
| GMFG% | 11-30 | 36.7% |
| 3PT% | 5-14 | 35.7% |
| FT% | 6-6 | 100.0% |

Dead Ball Rebounds: 0, 0

Technical Fouls: NONE

| | WN | CU |
|------------------|---------------------------|---------------------------|
| Biggest lead | 0 (1 st 20:00) | 12 (1 st 8:54) |
| Best Scoring Run | 5 (1 st 5:39) | 7 (1 st 16:41) |
| Lead Changes | 0 | |
| Times Tied | 0 | |
| Time with Lead | 00:00 | 18:46 |

| Points from | WN | CU |
|---------------|----|----|
| Turnovers | 6 | 9 |
| Paint | 8 | 10 |
| Second Chance | 2 | 4 |
| Fast Breaks | 0 | 5 |
| Bench | 7 | 7 |

| | Period by Period Scoring | | |
|----|--------------------------|-----|-----|
| | 1st | 2nd | TOT |
| WN | 24 | 32 | 56 |
| CU | 33 | 45 | 78 |



Period 2

Period Starters:

| | | | | | |
|------------|--------------|-----------------|-----------------|--------------|----------------|
| CU | 1 Hunter C | 4 Schieffelin I | 11 Girard III J | 21 Wiggins C | 24 Hall P |
| WIN | 10 Johnson N | 11 Harrison K | 12 Doucet K | 33 Claxton C | 40 Timmerman A |

| Game Time | CU | Score | Diff | WIN |
|-----------|--|--------------|-----------|---|
| 19:43 | | | | 12 DOUCET K 2pt FG in the paint, jump shot missed |
| 19:41 | 4 SCHIEFFELIN I defensive rebound (5) | | | |
| 19:22 | 24 HALL P 3pt FG , jump shot made (10) | 36-24 | 12 | |
| 19:22 | 11 GIRARD III J assist (2) | | | |
| 19:00 | | | | 40 TIMMERMAN A 2pt FG in the paint, layup blocked |
| 19:00 | 4 SCHIEFFELIN I block (1) | | | |
| 18:58 | 11 GIRARD III J defensive rebound (1) | | | |
| 18:53 | 24 HALL P foul drawn (2) | | | 11 HARRISON K foul shooting (2 - 1) |
| 18:53 | 24 HALL P free throw fast break 1 - 2 made (11) | 37-24 | 13 | |
| 18:53 | 24 HALL P free throw fast break 2 - 2 made (12) | 38-24 | 14 | |
| 18:38 | | 38-26 | 12 | 10 JOHNSON N 2pt FG in the paint, layup made (2) |
| 18:21 | 24 HALL P 2pt FG in the paint, layup made (14) | 40-26 | 14 | |
| 18:21 | 1 HUNTER C assist (1) | | | |
| 18:05 | | | | 11 HARRISON K 2pt FG in the paint, layup blocked |
| 18:05 | 24 HALL P block (1) | | | |
| 18:03 | | | | offensive rebound (14) |
| 18:01 | | 40-29 | 11 | 12 DOUCET K 3pt FG second chance, jump shot made (5) |
| 18:01 | | | | 11 HARRISON K assist (1) |
| 17:47 | 1 HUNTER C 3pt FG , jump shot missed | | | |
| 17:45 | 24 HALL P offensive rebound (4) | | | |
| 17:38 | 24 HALL P 2pt FG second chance in the paint, layup missed | | | |
| 17:36 | | | | 40 TIMMERMAN A defensive rebound (3) |
| 17:21 | | | | 10 JOHNSON N 2pt FG in the paint, layup missed |
| 17:19 | | | | 40 TIMMERMAN A offensive rebound (4) |
| 17:08 | 21 WIGGINS C foul personal (2 - 1) | | | 11 HARRISON K foul drawn (3) |
| 17:05 | | | | 4 TALFORD K 2pt FG second chance in the paint, layup missed |
| 17:05 | defensive dead ball rebound (1) | | | |
| 17:05 | jump ball situation | | | |
| 16:46 | 4 SCHIEFFELIN I 2pt FG in the paint, layup made (11) | 42-29 | 13 | |
| 16:25 | | | | 11 HARRISON K turnover out of bounds (2) |
| 16:16 | 4 SCHIEFFELIN I 2pt FG from turnover in the paint, dunk, made (13) | 44-29 | 15 | |
| 16:16 | 11 GIRARD III J assist (3) | | | |
| 15:59 | | 44-31 | 13 | 4 TALFORD K 2pt FG in the paint, layup made (2) |
| 15:45 | 24 HALL P 2pt FG in the paint, layup missed | | | |
| 15:44 | 24 HALL P offensive rebound (5) | | | |
| 15:44 | 24 HALL P 2pt FG second chance in the paint, layup made (16) | 46-31 | 15 | |
| 15:44 | Timeout 30 Sec | | | |
| 15:29 | | | | 10 JOHNSON N 2pt FG in the paint, jump shot blocked |
| 15:29 | 10 GODFREY R block (1) | | | |
| 15:26 | 11 GIRARD III J defensive rebound (2) | | | |
| 15:22 | 5 CLARK J 3pt FG , jump shot made (3) | 49-31 | 18 | |



Winthrop at Clemson

11/06/23 Littlejohn Coliseum, Clemson
2023-24 Clemson Men's Basketball

Officials: Ted Valentine, Justin Porterfield, JD Ralls

| Game Time | CU | Score | Diff | WIN |
|-----------|--|--------------|-----------|--|
| 15:22 | 11 GIRARD III J assist (4) | | | |
| 14:58 | | | | 12 DOUCET K 3pt FG , jump shot missed |
| 14:56 | 1 HUNTER C defensive rebound (1) | | | |
| 14:52 | 5 CLARK J 3pt FG , jump shot missed | | | |
| 14:52 | | | | defensive dead ball rebound (3) |
| 14:51 | Timeout media | | | |
| 14:38 | 24 HALL P foul personal (3 - 2) | | | 4 TALFORD K foul drawn (1) |
| 14:32 | | 49-33 | 16 | 4 TALFORD K 2pt FG in the paint, layup made (4) |
| 14:04 | 1 HUNTER C 3pt FG , jump shot missed | | | |
| 14:02 | 4 SCHIEFFELIN I offensive rebound (6) | | | |
| 13:52 | 10 GODFREY R 2pt FG second chance in the paint, jump shot missed | | | |
| 13:49 | | | | 4 TALFORD K defensive rebound (1) |
| 13:36 | 4 SCHIEFFELIN I foul personal (2 - 3) | | | 4 TALFORD K foul drawn (2) |
| 13:19 | | 49-36 | 13 | 12 DOUCET K 3pt FG , jump shot made (8) |
| 13:19 | | | | 11 HARRISON K assist (2) |
| 13:04 | 11 GIRARD III J 3pt FG , jump shot missed | | | |
| 13:02 | | | | 40 TIMMERMAN A defensive rebound (5) |
| 12:55 | 4 SCHIEFFELIN I foul shooting (3 - 4) | | | 11 HARRISON K foul drawn (4) |
| 12:55 | | 49-37 | 12 | 11 HARRISON K free throw 1 - 2 made (10) |
| 12:55 | | 49-38 | 11 | 11 HARRISON K free throw 2 - 2 made (11) |
| 12:46 | 33 LEYTE B foul drawn (1) | | | 0 MCMAHON S foul personal (2 - 2) |
| 12:35 | 12 HEMENWAY A 3pt FG , jump shot made (6) | 52-38 | 14 | |
| 12:35 | 5 CLARK J assist (1) | | | |
| 12:17 | | | | 12 DOUCET K 3pt FG , jump shot missed |
| 12:15 | 5 CLARK J defensive rebound (1) | | | |
| 12:07 | 10 GODFREY R 2pt FG in the paint, jump shot made (6) | 54-38 | 16 | |
| 12:07 | 33 LEYTE B assist (1) | | | |
| 11:51 | | 54-40 | 14 | 0 MCMAHON S 2pt FG in the paint, layup made (5) |
| 11:51 | | | | 40 TIMMERMAN A assist (1) |
| 11:36 | 1 HUNTER C 3pt FG , jump shot missed | | | |
| 11:34 | | | | 12 DOUCET K defensive rebound (3) |
| 11:22 | | | | 40 TIMMERMAN A 2pt FG in the paint, layup missed |
| 11:19 | 10 GODFREY R defensive rebound (4) | | | |
| 11:10 | 5 CLARK J 3pt FG , jump shot made (6) | 57-40 | 17 | |
| 11:10 | 10 GODFREY R assist (1) | | | |
| 10:37 | 33 LEYTE B foul shooting (2 - 5) | | | 40 TIMMERMAN A foul drawn (3) |
| 10:37 | Timeout media | | | |
| 10:37 | | 57-41 | 16 | 40 TIMMERMAN A free throw 1 - 2 made (3) |
| 10:37 | | 57-42 | 15 | 40 TIMMERMAN A free throw 2 - 2 made (4) |
| 10:13 | 5 CLARK J 2pt FG in the paint, layup missed | | | |
| 10:09 | 5 CLARK J offensive rebound (2) | | | |
| 10:05 | 2 HUNTER D 3pt FG second chance, jump shot missed | | | |
| 10:02 | | | | 11 HARRISON K defensive rebound (2) |
| 09:35 | | | | 4 TALFORD K 2pt FG in the paint, layup missed |
| 09:33 | 2 HUNTER D defensive rebound (2) | | | |
| 09:35 | 2 HUNTER D foul drawn (1) | | | 4 TALFORD K foul personal (2 - 3) |
| 09:14 | 10 GODFREY R 3pt FG , jump shot made (9) | 60-42 | 18 | |
| 09:14 | 12 HEMENWAY A assist (3) | | | |



Winthrop at Clemson

11/06/23 Littlejohn Coliseum, Clemson
2023-24 Clemson Men's Basketball

Officials: Ted Valentine, Justin Porterfield, JD Ralls

| Game Time | CU | Score | Diff | WIN |
|-----------|---|--------------|-----------|--|
| 09:00 | 10 GODFREY R steal (1) | | | 10 JOHNSON N turnover lost ball (2) |
| 08:56 | 12 HEMENWAY A turnover bad pass (1) | | | 33 CLAXTON C steal (1) |
| 08:44 | | | | 12 DOUCET K 3pt FG from turnover, jump shot missed |
| 08:42 | 5 CLARK J defensive rebound (3) | | | |
| 08:19 | 10 GODFREY R 2pt FG in the paint, layup missed | | | |
| 08:17 | | | | 33 CLAXTON C defensive rebound (3) |
| 08:15 | 5 CLARK J foul shooting (1 - 6) | | | 12 DOUCET K foul drawn (3) |
| 08:15 | | 60-43 | 17 | 12 DOUCET K free throw 1 - 2 made (9) |
| 08:15 | | 60-44 | 16 | 12 DOUCET K free throw 2 - 2 made (10) |
| 08:04 | 10 GODFREY R 2pt FG in the paint, layup made (11) | 62-44 | 18 | |
| 08:04 | 24 HALL P assist (2) | | | |
| 07:37 | | | | 0 MCMAHON S 3pt FG , jump shot missed |
| 07:35 | 5 CLARK J defensive rebound (4) | | | |
| 07:31 | 24 HALL P 2pt FG fast break in the paint, dunk, made (18) | 64-44 | 20 | |
| 07:31 | 2 HUNTER D assist (2) | | | |
| 07:30 | | | | Timeout 30 Sec |
| 07:17 | | | | 0 MCMAHON S 3pt FG , jump shot blocked |
| 07:17 | 12 HEMENWAY A block (1) | | | |
| 07:14 | | | | 40 TIMMERMAN A offensive rebound (6) |
| 07:06 | | | | 40 TIMMERMAN A 2pt FG second chance in the paint, jump shot missed |
| 07:04 | 10 GODFREY R defensive rebound (5) | | | |
| 06:45 | 5 CLARK J 3pt FG , jump shot missed | | | |
| 06:43 | | | | 40 TIMMERMAN A defensive rebound (7) |
| 06:33 | | 64-46 | 18 | 12 DOUCET K 2pt FG in the paint, layup made (12) |
| 06:23 | 10 GODFREY R foul drawn (1) | | | 10 JOHNSON N foul shooting (2 - 4) |
| 06:23 | 10 GODFREY R free throw 1 - 2 made (12) | 65-46 | 19 | |
| 06:22 | 10 GODFREY R free throw 2 - 2 missed | | | |
| 06:22 | | | | 2 MCKELVY X defensive rebound (4) |
| 06:03 | | | | 11 HARRISON K 2pt FG in the paint, layup missed |
| 06:01 | 2 HUNTER D defensive rebound (3) | | | |
| 05:52 | 24 HALL P 2pt FG in the paint, dunk, made (20) | 67-46 | 21 | |
| 05:52 | 2 HUNTER D assist (3) | | | |
| 05:34 | | | | 0 MCMAHON S 3pt FG , jump shot missed |
| 05:27 | 5 CLARK J defensive rebound (5) | | | |
| 05:18 | 12 HEMENWAY A 3pt FG , jump shot made (9) | 70-46 | 24 | |
| 05:18 | 5 CLARK J assist (2) | | | |
| 04:47 | | | | 12 DOUCET K 2pt FG in the paint, layup missed |
| 04:45 | 2 HUNTER D defensive rebound (4) | | | |
| 04:37 | 24 HALL P 3pt FG , jump shot missed | | | |
| 04:35 | | | | 11 HARRISON K defensive rebound (3) |
| 04:18 | 10 GODFREY R foul shooting (3 - 7) | | | 0 MCMAHON S foul drawn (1) |
| 04:18 | | 70-47 | 23 | 0 MCMAHON S free throw 1 - 2 made (6) |
| 04:18 | | 70-48 | 22 | 0 MCMAHON S free throw 2 - 2 made (7) |
| 04:03 | 21 WIGGINS C foul drawn (1) | | | 0 MCMAHON S foul personal (3 - 5) |
| 03:59 | 21 WIGGINS C turnover bad pass (3) | | | 2 MCKELVY X steal (1) |
| 03:54 | | | | 2 MCKELVY X 2pt FG from turnover in the paint, layup missed |
| 03:52 | | | | 2 MCKELVY X offensive rebound (5) |



Winthrop at Clemson

11/06/23 Littlejohn Coliseum, Clemson
2023-24 Clemson Men's Basketball

Game Time: 7:00 PM

Game Duration: 1:58

Attendance: 6,361

Officials: Ted Valentine, Justin Porterfield, JD Ralls

| Game Time | CU | Score | Diff | WIN |
|---------------------|--|--------------|-----------|--|
| 03:53 | | | | 2 MCKELVY X 2pt FG from turnover second chance in the paint, layup blocked |
| 03:53 | 21 WGGINS C block (1) | | | |
| 03:52 | | | | offensive rebound (27) |
| 03:52 | Timeout media | | | |
| 03:41 | | 70-50 | 20 | 11 HARRISON K 2pt FG from turnover second chance in the paint, layup made (13) |
| 03:22 | 21 WGGINS C 3pt FG , jump shot missed | | | |
| 03:20 | | | | 11 HARRISON K defensive rebound (4) |
| 02:52 | | | | 2 MCKELVY X 2pt FG in the paint, layup missed |
| 02:49 | 21 WGGINS C defensive rebound (6) | | | |
| 02:46 | 1 HUNTER C foul drawn (2) | | | 11 HARRISON K foul shooting (3 - 6) |
| 02:46 | 1 HUNTER C free throw 1 - 2 made (6) | 71-50 | 21 | |
| 02:46 | 1 HUNTER C free throw 2 - 2 made (7) | 72-50 | 22 | |
| 02:21 | | 72-52 | 20 | 40 TIMMERMAN A 2pt FG in the paint, layup made (6) |
| 02:04 | 21 WGGINS C 2pt FG outside the paint, jump shot missed | | | |
| 02:01 | | | | 4 TALFORD K defensive rebound (2) |
| 01:38 | | 72-54 | 18 | 4 TALFORD K 2pt FG in the paint, layup made (6) |
| 01:18 | 1 HUNTER C 3pt FG , jump shot missed | | | |
| 01:16 | | | | 0 MCMAHON S defensive rebound (2) |
| 01:10 | | | | 0 MCMAHON S 3pt FG , jump shot missed |
| 01:08 | 4 SCHIEFFELIN I defensive rebound (7) | | | |
| 00:47 | 4 SCHIEFFELIN I 3pt FG , jump shot made (16) | 75-54 | 21 | |
| 00:47 | 1 HUNTER C assist (2) | | | |
| 00:38 | | 75-56 | 19 | 11 HARRISON K 2pt FG in the paint, layup made (15) |
| 00:19 | 1 HUNTER C 3pt FG , jump shot made (10) | 78-56 | 22 | |
| 00:19 | 33 LEYTE B assist (2) | | | |
| 00:03 | 33 LEYTE B steal (1) | | | 0 MCMAHON S turnover bad pass (3) |
| END OF GAME | | | | |
| CU 78-56 WIN | | | | |



Official Basketball Box Score - Second Half
Winthrop at Clemson
 11/06/23 Littlejohn Coliseum, Clemson
 2023-24 Clemson Men's Basketball

Game Time: 7:00 PM
 Game Duration: 1:58
 Attendance: 6,361

Officials: Ted Valentine, Justin Porterfield, JD Ralls

Winthrop - 32

| NO. | Name | Min | FG | | | 3P | | | FT | | | Rebounds | | | Fouls | | TP | AS | TO | ST | Blocks | | +/- |
|---------------|------------------|---------|-------|-----|-----|----|----|-----|----|----|----|----------|---|---|-------|---|-----|----|----|----|--------|-----|-----|
| | | | M-A | M-A | M-A | OR | DR | TOT | PF | FD | BS | BA | | | | | | | | | | | |
| 12 | K.J. Doucet | F 16:46 | 3-8 | 2-5 | 2-2 | 0 | 1 | 1 | 0 | 1 | 10 | 0 | 0 | 0 | 0 | 0 | 0 | 0 | 0 | 0 | 0 | 0 | -15 |
| 33 | Chase Claxton | F 10:25 | 0-0 | 0-0 | 0-0 | 0 | 1 | 1 | 0 | 0 | 0 | 0 | 0 | 0 | 0 | 0 | 0 | 1 | 0 | 0 | 0 | -9 | |
| 40 | Alex Timmerman | F 15:08 | 1-4 | 0-0 | 2-2 | 2 | 3 | 5 | 0 | 1 | 4 | 1 | 0 | 0 | 0 | 0 | 1 | 0 | 0 | 0 | 1 | 1 | |
| 10 | Nick Johnson | G 10:40 | 1-3 | 0-0 | 0-0 | 0 | 0 | 0 | 1 | 0 | 2 | 0 | 1 | 0 | 0 | 0 | 1 | 0 | 0 | 0 | 1 | -10 | |
| 11 | Kasen Harrison | G 17:33 | 2-4 | 0-0 | 2-2 | 0 | 3 | 3 | 2 | 2 | 6 | 2 | 1 | 0 | 0 | 0 | 1 | 0 | 0 | 1 | -10 | | |
| 0 | Sin'Cere McMahon | 13:40 | 1-5 | 0-4 | 2-2 | 0 | 1 | 1 | 2 | 1 | 4 | 0 | 1 | 0 | 0 | 0 | 1 | 0 | 0 | 1 | -12 | | |
| 4 | Kelton Talford | 12:11 | 3-5 | 0-0 | 0-0 | 0 | 2 | 2 | 1 | 2 | 6 | 0 | 0 | 0 | 0 | 0 | 0 | 0 | 0 | 0 | -8 | | |
| 2 | Xavier McKelvy | 03:37 | 0-3 | 0-0 | 0-0 | 1 | 1 | 2 | 0 | 0 | 0 | 0 | 0 | 0 | 1 | 0 | 1 | 0 | 1 | -2 | | | |
| Team | | | | | | 2 | 0 | 2 | | 0 | | | | | | | | | | | | | |
| Totals | | | 11-32 | 2-9 | 8-8 | 5 | 12 | 17 | 6 | 7 | 32 | 3 | 3 | 2 | 0 | 5 | -13 | | | | | | |

| Shooting By Period | | |
|---------------------|-------|--------|
| 2 nd FG% | 11-32 | 34.4% |
| 3PT% | 2-9 | 22.2% |
| FT% | 8-8 | 100% |
| GMFG% | 11-32 | 34.4% |
| 3PT% | 2-9 | 22.2% |
| FT% | 8-8 | 100.0% |

Dead Ball Rebounds: 0, 1

Technical Fouls: NONE

Clemson - 45

| NO. | Name | Min | FG | | | 3P | | | FT | | | Rebounds | | | Fouls | | TP | AS | TO | ST | Blocks | | +/- |
|---------------|-------------------|---------|-------|------|-----|----|----|-----|----|----|----|----------|---|---|-------|---|----|----|----|----|--------|---|-----|
| | | | M-A | M-A | M-A | OR | DR | TOT | PF | FD | BS | BA | | | | | | | | | | | |
| 4 | Ian Schieffelin | F 10:17 | 3-3 | 1-1 | 0-0 | 1 | 2 | 3 | 2 | 0 | 7 | 0 | 0 | 0 | 1 | 0 | -1 | | | | | | |
| 21 | Chauncey Wiggins | F 07:13 | 0-2 | 0-1 | 0-0 | 0 | 1 | 1 | 1 | 1 | 0 | 0 | 1 | 0 | 1 | 0 | 1 | 0 | 1 | 0 | 1 | 1 | |
| 24 | PJ Hall | F 10:51 | 5-8 | 1-2 | 2-2 | 2 | 0 | 2 | 1 | 1 | 13 | 1 | 0 | 0 | 1 | 0 | 14 | | | | | | |
| 1 | Chase Hunter | G 13:41 | 1-5 | 1-5 | 2-2 | 0 | 1 | 1 | 0 | 1 | 5 | 2 | 0 | 0 | 0 | 0 | 7 | | | | | | |
| 11 | Joseph Girard III | G 11:23 | 0-1 | 0-1 | 0-0 | 0 | 2 | 2 | 0 | 0 | 0 | 3 | 0 | 0 | 0 | 0 | 2 | | | | | | |
| 5 | Jack Clark | 12:47 | 2-5 | 2-4 | 0-0 | 1 | 4 | 5 | 1 | 0 | 6 | 2 | 0 | 0 | 0 | 0 | 12 | | | | | | |
| 10 | RJ Godfrey | 11:26 | 3-5 | 1-1 | 1-2 | 0 | 2 | 2 | 1 | 1 | 8 | 1 | 0 | 1 | 1 | 0 | 8 | | | | | | |
| 12 | Alex Hemenway | 08:37 | 2-2 | 2-2 | 0-0 | 0 | 0 | 0 | 0 | 0 | 6 | 1 | 1 | 0 | 1 | 0 | 11 | | | | | | |
| 33 | Bas Leyte | 07:26 | 0-0 | 0-0 | 0-0 | 0 | 0 | 0 | 1 | 1 | 0 | 2 | 0 | 1 | 0 | 0 | 5 | | | | | | |
| 2 | Dillon Hunter | 06:19 | 0-1 | 0-1 | 0-0 | 0 | 3 | 3 | 0 | 1 | 0 | 2 | 0 | 0 | 0 | 0 | 6 | | | | | | |
| Team | | | | | | 0 | 0 | 0 | | 0 | | | | | | | | | | | | | |
| Totals | | | 16-32 | 8-18 | 5-6 | 4 | 15 | 19 | 7 | 6 | 45 | 14 | 2 | 2 | 5 | 0 | 13 | | | | | | |

| Shooting By Period | | |
|---------------------|-------|-------|
| 2 nd FG% | 16-32 | 50.0% |
| 3PT% | 8-18 | 44.4% |
| FT% | 5-6 | 83.3% |
| GMFG% | 16-32 | 50.0% |
| 3PT% | 8-18 | 44.4% |
| FT% | 5-6 | 83.3% |

Dead Ball Rebounds: 0, 1

Technical Fouls: NONE

| | WN | CU |
|------------------|---------------------------|---------------------------|
| Biggest lead | 0 (1 st 20:00) | 24 (2 nd 5:18) |
| Best Scoring Run | 7 (2 nd 12:55) | 6 (2 nd 5:18) |
| Lead Changes | 0 | |
| Times Tied | 0 | |
| Time with Lead | 00:00 | 19:43 |

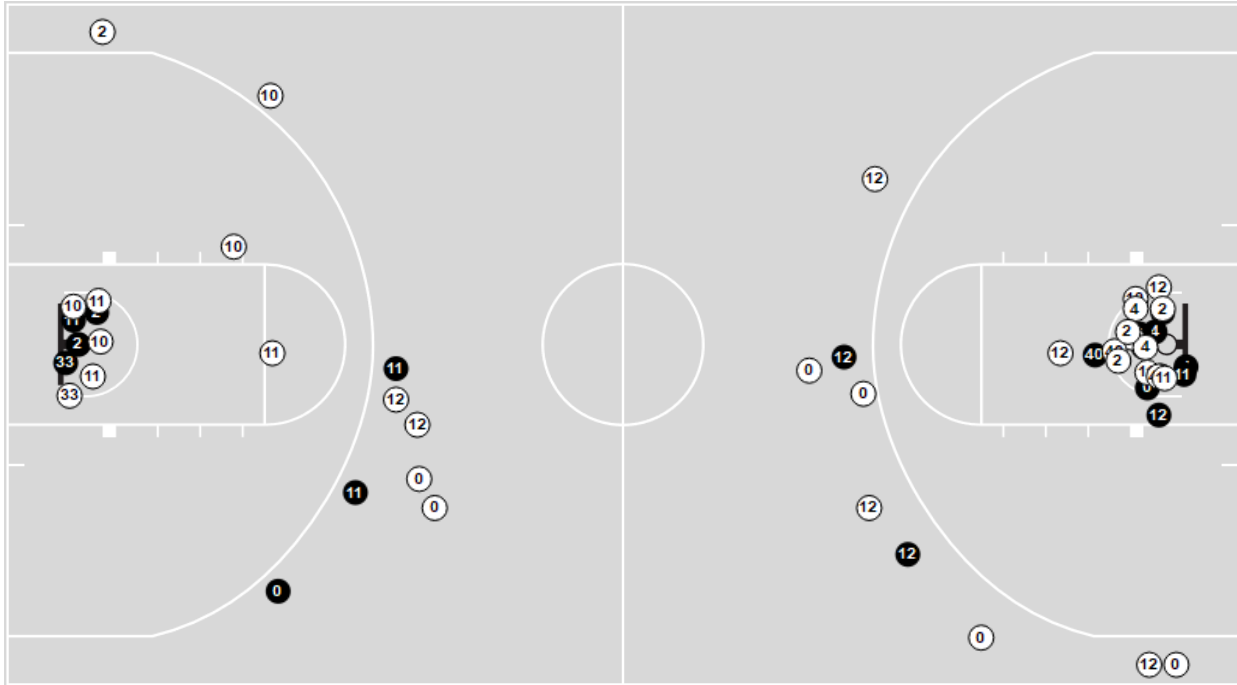
| | WN | CU |
|---------------|----|----|
| Points from | | |
| Turnovers | 2 | 2 |
| Paint | 18 | 16 |
| Second Chance | 5 | 2 |
| Fast Breaks | 0 | 4 |
| Bench | 10 | 20 |

| | Period by Period Scoring | | |
|----|--------------------------|-----|-----|
| | 1st | 2nd | TOT |
| WN | 24 | 32 | 56 |
| CU | 33 | 45 | 78 |

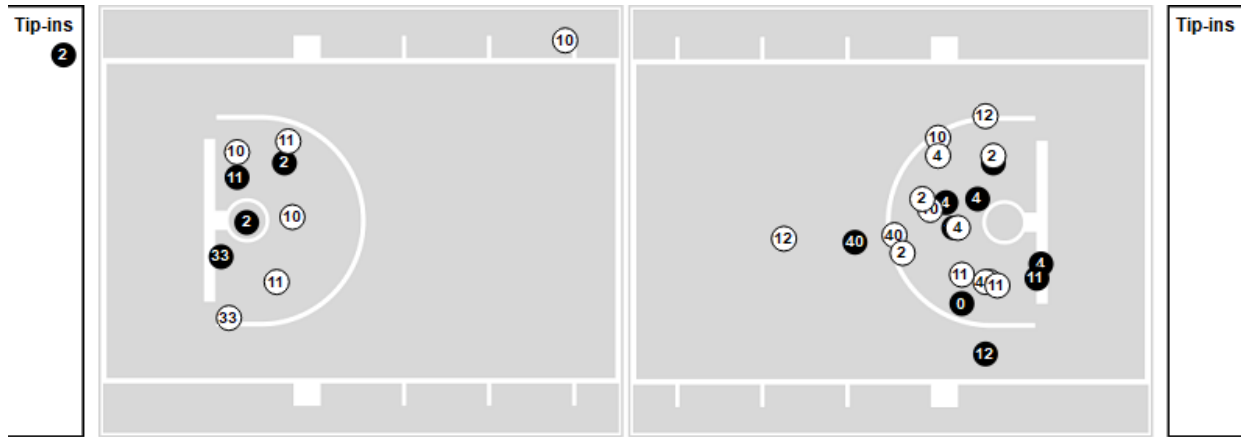


Players => All ; FG Types => All ; Results => All ;
Winthrop

All Field Goals



Shots in the Paint



● Made ● Missed N - Player Number

| Winthrop | M/A | % |
|-------------|-------|----|
| Field Goals | 18/52 | 35 |
| 2 Points | 13/34 | 38 |
| 3 Points | 5/18 | 28 |
| Free Throws | 15/18 | 83 |

| Winthrop | M/A | % |
|----------------------|------------|----|
| Points in the Paint | 26 (13/32) | 41 |
| Fast Break Points | 0 (0/0) | 0 |
| Second Chance Points | 7 (3/6) | 50 |
| Effective FG% | 39 | |

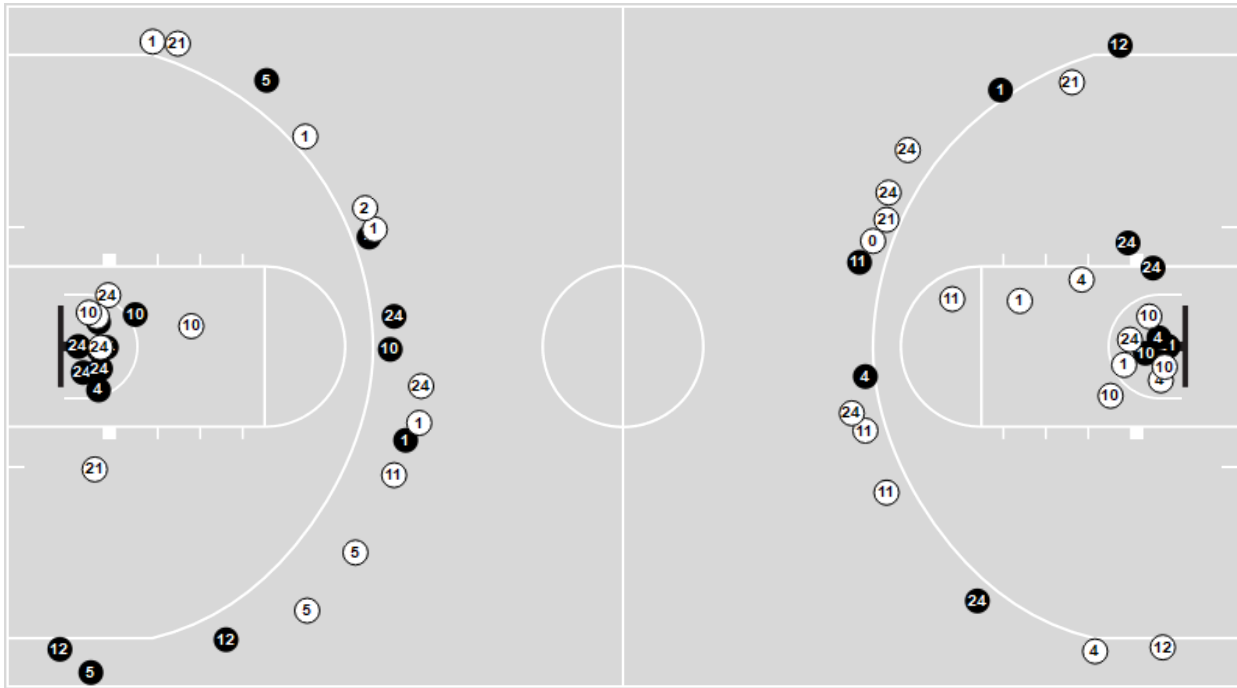


Officials: Ted Valentine, Justin Porterfield, JD Ralls

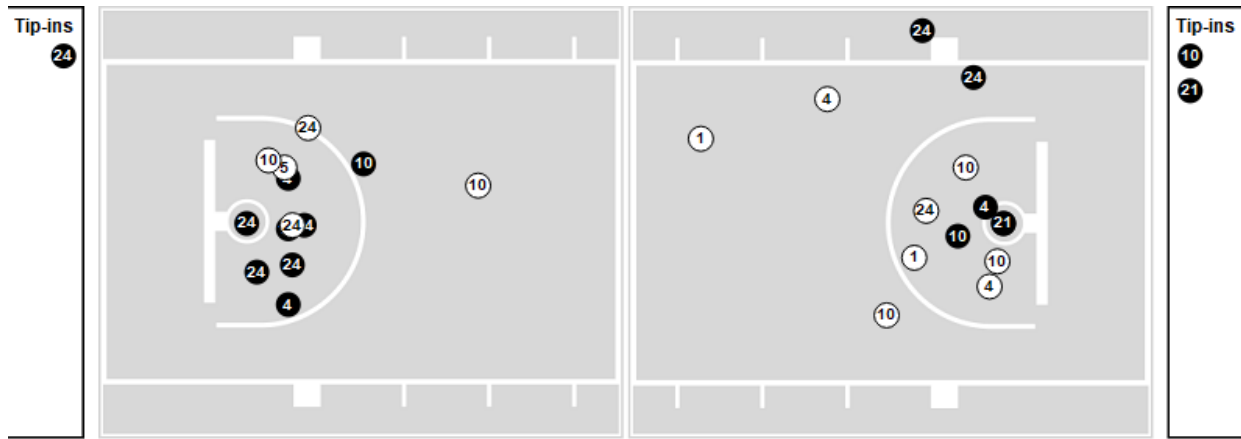
Players => All ; FG Types => All ; Results => All ;

Clemson

All Field Goals



Shots in the Paint



● Made ○ Missed N - Player Number

| Clemson | M/A | % |
|-------------|-------|----|
| Field Goals | 27/62 | 44 |
| 2 Points | 14/30 | 47 |
| 3 Points | 13/32 | 41 |
| Free Throws | 11/12 | 92 |

| Clemson | M/A | % |
|----------------------|------------|-----|
| Points in the Paint | 26 (13/26) | 50 |
| Fast Break Points | 9 (6/6) | 100 |
| Second Chance Points | 6 (3/9) | 33 |
| Effective FG% | 54 | |